



2017 MEDIA GUIDE 

adidas



TABLE OF CONTENTS

TABLE OF CONTENTS / QUICK FACTS

- 2 Quick Facts
- 2 2017 Schedule / 2016 Results

MEDIA INFORMATION

- 3-4 Media Info & Policies
- 4 SEC Head Coaches Teleconference Lineup
- 5 Kyle Field Stadium Map
- 6 12thMan.com / Media Info Center
- 6-7 Football Media Relations Staff
- 8 SEC Network
- 9 Texas A&M Logo Guide
- 10 Southeastern Conference / Commissioner Greg Sankey

INTRODUCING TEXAS A&M

- 12 Texas A&M Historical Highlights
- 13 Texas A&M at a Glance
- 14-15 Traditions at Texas A&M
- 16 Welcome to Aggieland
- 17 University President Michael K. Young
- 18 Follow the Aggies on All Platforms

TEAM INFORMATION

- 20-21 2017 Preseason Notes / Pronunciation Guide
- 22-23 Alphabetical / Numerical Rosters
- 24 Squad Breakdown

2017 OPPONENTS

- 26-29 2017 Opponents by Game
- 30-31 Series Record vs. 2017 Opponents
- 32 SEC Championship Information / Bowl Games
- 33 SEC Cumulative Schedule
- 34 2017 Opponents Schedule Grid

MEET THE AGGIES


- 36-58 Returnees
- 59-66 Newcomers

MEET THE COACHES

- 68-69 Kevin Sumlin, Head Coach
- 70-72 Sumlin's Record as a Head Coach
- 73 John Chavis, Associate Head Coach/Defensive Coord./LB
- 74 Noel Mazzone, Offensive Coord./QB
- 75 Jeff Banks, Assistant Coach/TE/Special Teams Coord.
- 76 Ron Cooper, Assistant Coach/DB
- 77 Clarence McKinney, Assistant Coach/RB
- 78 Aaron Moorehead, Assistant Coach/WR
- 79 Terry Price, Assistant Coach/DL
- 80 David Turner, Assistant Coach/Def Run Game Coord./DT
- 81 Jim Turner, Assistant Coach/OL
- 82 Mark Hocke, Director of FB Sports Performance
- 83 Gary Reynolds, Assoc. AD for Football
- 84 Matt Fontenot, Director of Football Operations
- 85 Dennis Polian, Director of Player Personnel
- 86-87 Football Support Staff
- 88 Scott Woodward, Director of Athletics

2017 TEXAS A&M FOOTBALL MEDIA GUIDE

Produced by Texas A&M Athletic Media Relations Office

EDITORS	Alan Cannon Brad Marquardt Adam Quisenberry Matt Callaway	
CONTRIBUTORS	Thomas Heiberger, Evan Roberts, Mikaela Elizondo Victoria White, A&M Marketing & Communications	
PHOTOGRAPHY	Glen Johnson, Thomas Campbell, Andy Hancock, Evan Siegle, ESPN Media Services & Texas A&M Marketing & Communications Krystal Grows	
COVER DESIGN	Brad Marquardt, Adam Quisenberry & Krystal Grows	
PAGE LAYOUT & DESIGN	Brad Marquardt, Adam Quisenberry & Krystal Grows	
SPECIAL THANKS	Many NFL teams for use of photos, AP Photo	

2016 SEASON IN REVIEW

- 90-105 Season Statistics
- 106-118 Game Summaries

RECORDS AND HISTORY

- 120-123 Rushing
- 124 Total Offense / All-Purpose Yards
- 125-127 Passing
- 128-129 Receiving
- 130 Scoring
- 131 Field Goals
- 132 Extra Points / Punt Returns
- 133 Kickoff Returns / Punting
- 134 Defense
- 135-137 Annual Statistical Leaders
- 138-140 Freshman Records
- 141-142 Team Records
- 143 Opponent Records
- 144-145 Annual Team Statistics
- 146 Aggies in the NCAA Rankings
- 147-160 Year-by-Year Results
- 161 All-Time Record vs. Opponents / Record by Decade
- 162-170 Series History vs. Opponents
- 170 Overtime History
- 171 Attendance Records
- 172-173 Kyle Field / Timeline / Kyle Field Record by Decade
- 174-176 TV Appearances / Appearances by Network
- 177 Head Coaches by Wins, Winning Percentage
- 178 Assistant Coach History
- 179-180 All-Americans / All-Conference Selections
- 181 Conference Award Winners / Various Honors
- 182 Academic Honors
- 183-193 Letterwinners
- 194 Bowl History
- 195-198 Texas A&M in the Associated Press Rankings

AGGIES IN THE PROS

- 200 Aggies on NFL Rosters (*as of June 16, 2017*)
- 201-204 Aggies in the Pros History
- 205-208 Aggies in the Draft

QUICK FACTS

TEXAS A&M QUICK FACTS

LOCATION: College Station, Texas 77842
FOUNDED: 1876 (First classes)
ENROLLMENT: 66,175 (fall 2016)
PRESIDENT: Michael K. Young (BYU '73)
CHANCELLOR: John Sharp (Texas A&M '72)
FACULTY REPRESENTATIVE:
 Dr. Paul Batista (Trinity '73)
DIRECTOR OF ATHLETICS: Scott Woodward (LSU '85)
ATHLETIC DEPT PHONE: (979) 845-5129
CONFERENCE: Southeastern
AFFILIATION: NCAA Division I
NICKNAME: Aggies
MASCOT: Reveille (American Collie)
COLORS: Maroon (Pantone 505) and White

FOOTBALL QUICK FACTS

HEAD COACH:
KEVIN SUMLIN (Purdue '88)
 Year at Texas A&M: 6th (44-21 record in 5 years)
 Year as head coach: 10th (79-38 record in 9 years)

ASSISTANT COACHES:

JOHN CHAVIS
 Associate Head Coach/Defensive Coord./LBs (Tennessee '79)

NOEL MAZZONE
 Offensive Coord./Quarterbacks (New Mexico '80)

JEFF BANKS
 Special Teams Coord./Tight Ends (Washington State '99)

RON COOPER
 Defensive Secondary (Jacksonville State '83)

CLARENCE MCKINNEY
 Running Backs (Mary '94)

AARON MOOREHEAD
 Wide Receivers (Illinois '03)

TERRY PRICE
 Defensive Line (Texas A&M '90)

DAVID TURNER
 Defensive Tackles/Run Game Coordinator (Davidson '85)

JIM TURNER
 Offensive Line (Boston College '88)

MARK HOCHE
 Football Strength and Conditioning Coach (New Orleans '08)

KYLE FIELD QUICK FACTS

STADIUM: Kyle Field
CAPACITY: 102,733
LARGEST CROWD: 110,633 (vs. Ole Miss, Oct. 11, 2014)
PLAYING SURFACE: Natural grass
FIRST YEAR OF FOOTBALL: 1905
STADIUM BUILT: 1927 and 1929 (Renovations complete for 2015 season)

TEAM INFORMATION

BASIC OFFENSE: Multiple
BASIC DEFENSE: Multiple 4-3
2016 OVERALL RECORD: 8-5
2016 CONFERENCE RECORD (FINISH): 4-4 (4th in SEC West)
2016 BOWL: AdvoCare V100 Texas Bowl (Lost 33-28 to Kansas State)
2016 RANKING: NR
2017 SQUAD BREAKDOWN: go to page 23

2017 SCHEDULE

SEPT	DATE	OPPONENT	LOCATION	STATUS
	3	at UCLA	Pasadena, Calif.	A&M leads..... 3-2
	9	NICHOLLS STATE	College Station, Texas	First meeting
	16	LOUISIANA-LAFAYETTE	College Station, Texas	A&M leads 5-1
	23	vs. Arkansas	Arlington, Texas	Arkansas leads..... 41-29-3
	30	SOUTH CAROLINA	College Station, Texas	A&M leads 3-0
OCT	DATE	OPPONENT	LOCATION	STATUS
	7	ALABAMA	College Station, Texas	Alabama leads 7-2
	14	at Florida	Gainesville, Fla.	Florida leads 2-1
	28	MISSISSIPPI STATE	College Station, Texas	Series tied 5-5
NOV	DATE	OPPONENT	LOCATION	STATUS
	4	AUBURN	College Station, Texas	A&M leads 5-2
	11	NEW MEXICO	College Station, Texas	A&M leads 3-0
	18	at Ole Miss	Oxford, Miss.	A&M leads..... 6-3
	25	at LSU	Baton Rouge, La.	LSU leads 32-20-3

2016 RESULTS

8-5 Overall • 4-4 vs. SEC • Home 5-2 • Away 2-2 • Neutral 1-1 • vs. Top 25 3-2

SEPT	DATE	OPPONENT	TV	SCORE	STATUS	ATT
	3	[RV/RV] UCLA	[CBS]	[16/24]	W (OT) 31-24	100,443
	10	[20/24] PRAIRIE VIEW A&M	[SEC NTK ^{AST}]	[NR/NR]	W 67-0	96,412
	17	[17/20] at Auburn	[ESPN]	[RV/RV]	W 29-16	87,175
	24	[10/13] vs. Arkansas#	[ESPN]	[17/18]	W 45-24	67,751
OCT	DATE	OPPONENT	TV	SCORE	STATUS	ATT
	1	[9/10] at South Carolina	[SEC NTK]	[NR/NR]	W 24-13	78,245
	8	[8/7] TENNESSEE	[CBS]	[9/9]	W (2OT) 45-38	106,248
	22	[6/6] at Alabama	[CBS]	[1/1]	L 14-33	101,821
	29	[9/10] NEW MEXICO STATE	[ESPNU]	[NR/NR]	W 52-10	99,960
NOV	DATE	OPPONENT	TV	SCORE	STATUS	ATT
	5	[7/7] at Mississippi State	[SEC NTK]	[NR/NR]	L 28-35	58,407
	12	[10/11] OLE MISS	[SEC NTK]	[NR/NR]	L 28-29	104,892
	19	[23/22] UTSA	[ESPNU]	[NR/NR]	W 23-10	102,502
	24	[22/22] LSU	[ESPN]	[25/RV]	L 39-54	102,961
DEC	DATE	OPPONENT	TV	SCORE	STATUS	ATT
	28	[RV/RV] vs. Kansas State!	[ESPN]	[RV/NR]	L 28-33	68,412

- AT&T Stadium (Arlington, Texas) / ! - Advocare V100 Texas Bowl (Houston, Texas)

FOOTBALL MEDIA RELATIONS STAFF

ALAN CANNON, Associate AD for Media Relations (Football)
E-MAIL: acannon@athletics.tamu.edu
CELL: 979/777-4200

BRAD MARQUARDT, Associate Director (Football #2)
E-MAIL: bmarquardt@athletics.tamu.edu
CELL: 979/229-8651

ADAM QUISENBERRY, Assistant Director (Football #3)
E-MAIL: aquisenberry@athletics.tamu.edu
CELL: 713/582-5135

MATT CALLAWAY, Assistant Director (Football #4)
E-MAIL: mcallaway@athletics.tamu.edu
CELL: 713/305-0815

SID MAILING ADDRESS
 Texas A&M Media Relations
 1228 TAMU
 College Station, TX 77843-1228

SID OVERNIGHT ADDRESS
 Texas A&M Athletics
 Media Relations
 756 Houston St.
 College Station, TX 77843

SID OFFICE PHONE: 979/845-5725 / **SID OFFICE FAX:** 979/845-6825

KYLE FIELD PRESS BOX: 979/862-5475



MEDIA INFORMATION



CREDENTIALS

Media credentials should be requested via www.sportssystem.com/clients/seccredentials at least one week in advance of game and will be mailed if time permits. Otherwise, credentials can be picked up at Media Will Call inside Entry 7 (east side of Kyle Field, near the northeast activation tower). Media Will Call opens four hours prior to game time. The Kyle Field press box seats approximately 120 working media members. Media seating is limited, so credentials will be issued according to Texas A&M and the SEC credential guidelines, which can be found at www.12thMan.com/media.

PHOTOGRAPHERS

Photo credentials should be requested in the same manner as regular media credentials. All photographers should register with the Frequency Coordinator in the press box. Camera persons must stay out of the team area on both sidelines or they will be escorted from the stadium. Photographers are required to kneel in the end zone area and occasionally on the sidelines when auxiliary seating is present. Photo credentials will be issued according to Texas A&M and the SEC credential guidelines, which can be found at www.12thMan.com/media.

MEDIA ENTRANCE

To reach the press box, media members must enter through Entry 7 (east side of Kyle Field, near the northeast activation tower). The main press box (writing press / radio crews) is located on the 800 level, while the television broadcast level is on the stadium's west side, 550 level. Photographers should also enter through Entry 7 with the photo work room located just off that entry to the stadium.

GAME DAY SERVICES

Play-by-play, halftime and complete team and individual statistics will be provided, along with postgame quotes and notes. Game notes and quotes will be posted on Texas A&M's official website promptly after the conclusion of the game (12thMan.com).

INTERNET ACCESS

Wireless internet access is available throughout the stadium. Access to the wireless internet requires a password, which can be obtained from a member of the TAMU media relations staff. Additionally, ethernet ports are available in the press box, radio booths, TV booths, photo work room and home interview room.

PHONE LINES

Numerous phone lines and phone instruments are available, but media members wishing to order their own lines should contact Verizon (979-845-HELP). To use existing lines, dial 9-0-area code-number. For toll free numbers, dial 9-800-number (do not dial "1"). Only collect, toll free and credit card calls are accepted.

PREGAME MEALS

Complimentary pregame meals will be served in the press box. Bottled water, soft drinks and coffee will be available in the press box.

PRESS BOX

The main press box is located at the 800 level on the east side of Kyle Field, or the side facing Houston Street, and can be accessed through the elevator at Entry 7 near the northeast corner of the stadium lettering on the stadium's side. The TV broadcast booths are located on the west side of the stadium.

WILL CALL

Media Will Call is located at Entry 7, on the east side of the stadium near the northeast activation tower.

TUESDAY PRESS CONFERENCE

Texas A&M conducts a weekly press conference on Tuesday of all game weeks beginning at 11 a.m. in the media center, located in the south endzone of Kyle Field. Coach Kevin Sumlin addresses the media at noon. Player requests should be made to the SID office on Mondays prior to the evening practice. Unless class schedules present a conflict, requested players also will be available during this time. This is the preferred time for all interviews to occur.

INTERVIEW POLICY

ALL interviews must be requested with a minimum 24-hour notice. For best results, interviews should be conducted on Tuesdays.

MEDIA INFORMATION

MEDIA INFO



SATELLITE AND MICROWAVE REMOTES

Outlets wishing to bring satellite and microwave news units to Kyle Field must contact the SID office prior to Wednesday of game week to assure adequate parking space is available near the stadium. For unit parking information, contact Alan Cannon <acannon@athletics.tamu.edu>.

PRACTICE

All practices are closed to the public, and only the first 20 minutes of the workout will be open for members of accredited media outlets. Media members wishing to attend the beginning of practice should contact the SID office for exact starting times and location.

WEEKLY RELEASE VIA E-MAIL

To receive the weekly football release via electronic mail, members of the media can send an e-mail message to:

BRAD MARQUARDT <bmarquardt@athletics.tamu.edu>
ADAM QUISENBERRY <aquisenberry@athletics.tamu.edu>
MATT CALLAWAY <mcallaway@athletics.tamu.edu>

The release is also posted on 12thMan.com in text format and Adobe PDF format.

PHOTOS VIA E-MAIL

Members of the media can receive high resolution digital images of Texas A&M's coaches and players via electronic mail by contacting:

BRAD MARQUARDT <bmarquardt@athletics.tamu.edu>
ADAM QUISENBERRY <aquisenberry@athletics.tamu.edu>
MATT CALLAWAY <mcallaway@athletics.tamu.edu>



SEC HEAD COACHES TELECONFERENCE

The Southeastern Conference will host individual telephonic news conferences with each head coach on Wednesdays, starting at 10:00 a.m. (Central time), during the 2017 season. Those media wishing to dial into the conference call should contact Chuck Dunlap (cdunlap@sec.org) in the SEC office for the call-in and replay numbers.



The call will be available live and archived on www.secdigitalnetwork.com.

Teleconferences are scheduled for every Wednesday during the season. Coaches will appear in the following order:

10:00 a.m.	Ed Orgeron	LSU
10:10 a.m.	Kirby Smart	Georgia
10:20 a.m.	Jim McElwain	Florida
10:30 a.m.	Derek Mason	Vanderbilt
10:40 a.m.	Nick Saban	Alabama
10:50 a.m.	Butch Jones	Tennessee
11:00 a.m.	Bret Bielema	Arkansas
11:10 a.m.	Barry Odom	Missouri
11:20 a.m.	Hugh Freeze	Ole Miss
11:30 a.m.	Kevin Sumlin	Texas A&M
11:40 a.m.	Mark Stoops	Kentucky
11:50 a.m.	Dan Mullen	Mississippi State
12:00 p.m.	Will Muschamp	South Carolina
12:10 p.m.	Gus Malzahn	Auburn

STADIUM MAP

KYLE FIELD

2017 SEATING CHART



MEDIA INFO

MEDIA POINTS OF INTEREST

- GENERAL LOCATIONS**
- 1: Primary Media Entrance / Will Call (Entry 7)
 - 2: Press Box (Level 800)
 - 3: Photo Work Room (Field Level)
 - 4: Radio Broadcast Booths (Level 800)
 - 5: Home Team Interview Room (Field Level)
 - 6: Visiting Team Interview Room (Field Level)
 - 7: Television Broadcast Booth (Level 550)



FOOTBALL MEDIA RELATIONS



ALAN CANNON
Associate Athletics Director
Media Relations

Alan Cannon is beginning his 38th year of service with the Texas A&M athletic department and his 28th as the school's sports information director.

Cannon served as the school's sports information director from March of 1989 until April of 1999 when he was promoted to assistant athletics director for media relations. In September of 2003, he was promoted to associate athletics director for media relations. He is responsible

for all 20 men's and women's sports while focusing on football.

A 1984 marketing graduate of Texas A&M, Cannon began his career in sports information as a high school intern at SMU under the tutelage of Bob Condron. Condron is the former director of media services for the U.S. Olympic Committee.

Cannon was a walk-on baseball player at Texas A&M in 1981 under head coach Tom Chandler, but asked Aggie SID Spec Gammon if he could file pictures and clip articles. After one season on the diamond, Chandler wanted Cannon as his student baseball SID and Chandler's final season was Cannon's last as a student assistant in 1984. Cannon was hired as an assistant SID in 1985 and served in that capacity working with the winningest baseball coach in Aggie history, Mark Johnson. Cannon assisted with football, served as the basketball and baseball SID as well as working other sports such as tennis, golf, swimming and diving and softball.

It has been Cannon's honor to work with the winningest baseball coach in Texas A&M's history, the winningest basketball coach in school history as well as the winningest coach in SWC history, Shelby Metcalf. Cannon was the SID for the winningest football coach in Aggie history in College Football Hall of Famer R.C. Slocum.

The 55-year-old has served as the host of several conference and NCAA championships and has worked with several bowl games.

He is a past president of the National Collegiate Baseball Writers Association and was the 1999 winner of the prestigious Wilbur Snapp Award presented by the organization. He is also a member of the College Sports Information Directors of America (CoSIDA) and the Football Writers Association of America. He was honored by the All-American Football Foundation with the Scoop Hudgens Lifetime Sports Information Director Award in 1999.

Cannon was selected by his peers to serve in the officer rotation of CoSIDA. He served as the organization's president in 2002-03 and was named to the CoSIDA Hall of Fame in June of 2014.

Cannon, the son of Bob and LaJoyce Cannon of Dallas, is married to the former Kaye Miller of Bryan. Kaye is a kindergarten teacher at College Hills Elementary in College Station. The couple has two beautiful daughters-- Katie, a former member of the Aggie Dance Team, and Macie, a senior captain for the A&M Consolidated Bengal Belles.



DOUGLAS WALKER
Senior Associate Athletics Director
External Affairs

Douglas Walker, a veteran administrator with experience at several of the nation's most high-profile college athletics programs and a graduate of Texas A&M, was named Senior Associate Athletics Director for External Affairs by Texas A&M Director of Athletics Scott Woodward on March 31, 2017.

Walker, a 1989 Texas A&M graduate with a degree in journalism, comes to Aggieland after almost 11 years at The University of Alabama, where he served as the Senior Associate Athletics Director for Communications. The Athletics Department's chief strategic communicator at Alabama, Walker's role influences messaging, crisis management, brand management and communications. During his career, Walker has earned a strong reputation as a collaborative leader while effectively managing external and communications efforts involving football programs at the University of Miami, the University of Notre Dame and Alabama.

During a career that includes tenures at A&M, Florida, TCU, Miami, Notre Dame and Alabama, Walker has worked with five football national championship teams, including seven national championship football game appearances. Those programs have produced numerous national award winners and multiple first-team Academic All-Americans. Walker's tenure at Alabama coincided with one of the most successful overall athletics periods in Crimson Tide history as the program won team national titles in five different sports.

Walker began his work in Tuscaloosa in 2006 as an associate athletics director for communications and was promoted to senior associate athletics director in 2015. Prior to his time at Alabama, Walker served as Notre Dame's football information director from 2004-06, serving as the primary media strategist and contact for the Fighting Irish football team. Walker worked at Miami from 2000-04, first as the football information director from 2000-02, then as the Hurricanes' sports information director from 2002-04. From 1998-2000, Walker served on the athletics media relations staff at TCU.

Walker's career path began as a student assistant and a graduate assistant in the sports information office at Texas A&M before serving an internship in the University of Florida sports information staff. He also worked in the Southwest Conference media relations office for three years. Walker also has international athletics experience through stints as a volunteer with USA Track & Field and the U.S. Olympic Committee.

In addition to his bachelor's degree from Texas A&M, Walker holds a master's degree from Alabama. Originally from Texas City, Walker and his wife, Pilar, are the parents of three children — Cecilia, Benjamin and Dominic.



PHOTO REQUESTS

For photo requests, please contact Brad Marquardt (bmarquardt@athletics.tamu.edu), Adam Quisenberry (aquisenberry@athletics.tamu.edu) or Matt Callaway (mcallaway@athletics.tamu.edu).

FOOTBALL MEDIA RELATIONS



BRAD MARQUARDT
Associate Director
Media Relations

One of the most versatile members of the Texas A&M athletic department, Brad Marquardt has handled the publicity efforts for virtually every varsity sport at some point during his 25-plus years in Aggieland. Specializing in football publicity, Marquardt has attended every Aggie football game -- home and away -- since 1995 and his streak of consecutive Aggie games was at 272 heading into the 2017 season.

An award-winning journalist, Marquardt assists in all phases of the Texas A&M media relations operation, concentrating on football and men's and women's swimming and diving. An active social media user, Marquardt helps provide content for @aggiefootball and @aggieswimdive on Twitter and on both program's Facebook pages.

Previously, he served as the editor of the 12th Man Foundation's alumni publication, the 12th Man Sports Hotline. Five of Marquardt's publicity campaigns have helped Aggie football players earn national awards - Dat Nguyen (Lombardi Award and Bednarik Trophy in 1998), Von Miller (Butkus Award in 2010), Randy Bullock (Lou Groza Placekicker Award in 2011), Luke Joeckel (Outland Trophy in 2012) and Johnny Manziel (Heisman Trophy, Davey O'Brien Award and Manning Award in 2012). In 2012, a record four Aggies earned first-team All-America honors (Joeckel, Manziel, Damontre Moore and Jake Matthews).

Six of his publications - the 1999 cross country media guide, the 1997, 1998 and 1999 track and field brochures, the 1996 men's and women's tennis media guide, and the 1995 Alamo Bowl media guide - have earned "Best in the Nation" honors by CoSIDA, and he's earned more than 25 publication awards during his career.

Marquardt has served as the media director for a variety of conference, regional and national events, and assisted with the media operation at 23 bowl games. In recent years, he has served as the Media Director at the 2009 NCAA Men's Swimming and Diving Championships and the 2011 NCAA Women's Golf Championships. In the Spring of 2013, Marquardt was the Media Director at the Southeastern Conference Swimming and Diving Championships, which was the first SEC Championship hosted by Texas A&M.

A 1988 graduate of Texas A&M with a bachelor's degree in journalism and a minor in marketing, Marquardt was the assistant editor of The Georgia Bulldog magazine where he served under CoSIDA Hall of Famer Claude Felton and current Allstate Sugar Bowl CEO Jeff Hundley from 1989-90 before returning to Texas A&M. Marquardt was a student-assistant in the A&M sports information office from 1987-89, learning the craft from sports information legends Ralph Carpenter and John "Ranger" Keith.

The son of Glenn and Barbara Marquardt of Boerne, Texas, Marquardt married the former Jenny Green in 2010 and the couple have five children: Cameron and Daniel Marquardt, and Cody, Ashton and Penny Green.



MATT CALLAWAY
Assistant Director
Media Relations

Matt Callaway is in his sixth year as Assistant Media Relations Director after joining the Texas A&M athletic department in August of 2005. He was a part of the

Athletics Compliance Staff for seven years prior to joining the Media Relations office. He serves as the primary media contact for the Aggie men's tennis programs as well as a secondary contact for football.

During his seven years within the compliance office, Callaway assisted with each of Texas A&M's athletic programs. He worked with various areas of compliance including playing and practice seasons, countable athletic-related activities, official visit reviews, athletic camps, NCAA and conference eligibility reviews, transfer information, waivers and recruiting reviews.

After transitioning to the media relations office, Callaway was the primary contact for Texas A&M women's basketball (2012-13) and women's golf (2012-14). While working with the women's basketball program, the Aggies captured the 2013 SEC Tournament Championship and saw Kelsey Bone drafted in the first round of the WNBA draft. He assisted with promotional efforts that saw multiple players garner All-Conference and All-Freshman selections along with Bone's inclusion on various All-American lists.

Callaway has been the primary contact for the Texas A&M men's tennis team since the Spring of 2014. The program is in the midst of one of its most successful stretches in program history advancing to the Elite Eight for the second time in program history along with 12 players garnering All-America honors the past three seasons. The Aggies also registered multiple All-SEC selections including back-to-back SEC Coach of the Year honors. The Maroon & White have etched their names on four SEC trophies, two SEC Tournament Championships and the 2015 & 2017 SEC Regular Season Championship. While working with men's tennis, Callaway has hosted both the 2014 ITA Indoor All-American Championship and the 2015 SEC Tournament.

The Spring, Texas, native graduated from Texas A&M in 2005 with a bachelor's degree in Kinesiology with a specialization in Sports Management and a minor in Business Administrations and is married to Charlene Callaway.



ADAM QUISENBERRY
Assistant Director
Media Relations

Adam Quisenberry is in his eighth season as Assistant Media Relations Director after joining the Texas A&M athletic department in August of 2010. He serves as the primary media contact for the Aggie men's basketball and men's golf programs as well as a secondary contact for football.

Along with the rest of the Texas A&M media relations staff, Quisenberry has helped to promote multiple Aggies who have captured national honors in recent seasons, most notably Johnny Manziel, who became the first-ever collegiate freshman to be awarded the coveted Heisman Trophy in 2012.

In his role directing the communications efforts for the men's basketball team, Quisenberry was on hand as the Aggies enjoyed one of the best seasons in school history in 2015-16, capturing the spotlight of the national media while earning a share of the SEC Championship and making a run to the Sweet 16.

During his first two years in College Station, Quisenberry worked with the A&M baseball team which enjoyed an outstanding run of success on the diamond as Texas A&M claimed the 2011 Big 12 Championship and made a trip to Omaha, Neb., for the 2011 College World Series. Following both the 2011 and 2012 campaigns, Texas A&M's Olsen Field at Blue Bell Park was selected by the NCAA selection committee as a regional tournament host site with Quisenberry serving as the media coordinator for each event.

Coming to Texas A&M after spending two years as Assistant Director of Athletics Communications at the University of Houston, Quisenberry served as UH's publications coordinator in addition to working with the Cougar women's basketball and women's tennis programs. He also assisted with the Houston Regional of the 2010 NCAA Men's Basketball Tournament, which was hosted by UH and Rice University at Reliant Stadium.

Quisenberry has also spent time as the Director of Media Relations at West Texas A&M. During his time at WTAMU, he was in charge of the athletics communications for the school's 13-sport athletics program.

Before taking the position at WTAMU, Quisenberry spent one year as a Media Relations Assistant at Texas Tech, serving as the sports information contact for soccer and softball, while helping with game-day duties for Tech football and basketball.

The Quanah, Texas, native also served one year as a Media Relations Assistant at the University of Kansas where he worked with KU's baseball and soccer programs in addition to assisting with game-day media relations efforts for Jayhawk football and men's and women's basketball. Quisenberry also helped to coordinate the media aspects of the 2004 NCAA Women's Soccer Lawrence Regional.

Quisenberry graduated from Texas Tech in 2004 with a bachelor's degree in public relations and is married to Lindsey Quisenberry, Assistant Director of the Texas A&M Lettermen's Association. The couple has two children, Cooper and Kate.

SEC NETWORK



LAUNCHED

- Launched August 14, 2014
- 20-year agreement between ESPN and the SEC (through 2034)
- SEC Network linear channel and SEC Network + (digital component) comprise the SEC Network
- Intended to televise more than 450 live events on SEC Network each year including more than 45 football games, 100 men's basketball games, 60 women's basketball games, 75 baseball games and contests across the SEC's 21 sports.
- Set out to produce more than 550 live events on digital component annually.



YEAR ONE FACTS

- SEC Network's television launch was the most successful new channel launch in cable history.
- In its debut year, SEC Network skyrocketed past its goal of carrying 1,000 live SEC events, and produced more than 1,500. Thanks to the new network, the number of SEC baseball games available on national television quadrupled, softball increased threefold, women's volleyball and soccer coverage quintupled and gymnastics was produced live for the first time. The network carried 48 football games last season, and hundreds of men's and women's basketball games on SEC Network and SEC Network +.
- In its debut year, SEC Network surrounded the 21 SEC-sponsored sports and championships with 1,400 hours of original programming including its flagship news and information show SEC Now, the traveling pregame show SEC Nation, The Paul Finebaum Show, Film Room, SEC in 60, SEC Rewind and many more. ESPN Films premiered nine new SEC Storied documentaries on the network, including "It's Time", which was nominated for two Emmy Awards.

WRAPPING UP YEAR THREE & HEADING INTO YEAR FOUR

- The SEC Network is also available in more than 50 countries throughout Europe, Middle East and Africa via ESPN Player, ESPN's sports streaming service in the region.
- Will produce more than 1,600 live events by end of third year.
- More than 1,000 hours of events appeared on the ESPN app and SECNetwork.com (please note any live streaming language should now refer to the ESPN app instead of "WatchESPN").
- In addition to long-term deals with 9 of 10 top cable providers, SEC Network is now available in every multi-channel streaming subscription service currently in the marketplace – DIRECTV Now, Playstation Vue, Sling TV, Hulu and YouTube TV.

KEY PROGRAMMING NOTES FOR FALL 2017

- SEC Network begins its fourth football season with Arkansas hosting Florida A&M from Little Rock, Ark., at 8 p.m. on Thursday, Aug. 31, the first of four games on the network in the season's first week. Over the course of the first three weeks of the season, SEC Network will air 15 games, with a complete schedule, including game times, announced soon.
- SEC Now; SEC Network's flagship news and information show hosted by Dari Nowkhah, Peter Burns. Post-football season, Laura Rutledge and Maria Taylor will also host.
- SEC Nation: Saturday morning's traveling pregame show previewing games and storylines from the fandom of game day on SEC campuses. Airs from 10 a.m. – noon ET. Laura Rutledge takes over the hosting seat from Maria Taylor and joins Tim Tebow, Marcus Spears and Paul Finebaum. Ryan McGee will be a contributor.

TEXAS A&M LOGOS & MARKS



QUICK FACTS

- LOCATION** College Station, Texas (about 90 miles northwest of Houston)
- COLORS** Maroon & White (custom Pantone mix or Pantone 7421)
- NICKNAME** Aggies
- MASCOT** Reveille
- FOUNDED** 1876 (first public university in Texas)
- ENROLLMENT** 66,175 students

LOGO GUIDE

Texas A&M is keeping it simple with one logo representing both athletic and academic arenas. While there are hundreds of logos in circulation, here's what to look for to ensure you've got the right Texas A&M logo.

Download files at: brandguide.tamu.edu

Use the TAM Logo box in its entirety, do not redraw the box.



file name: TAM Logo Box



file name: TAM Logo

*** CRITICAL DETAIL**
The correct TAM logo aligns the serif from the "T" with the top of the "A".



ONLINE



Using this boxed logo eliminates the need for keeping up with multiple logo files (for light and dark backgrounds)



SOUTHEASTERN CONFERENCE



COMMISSIONER

GREG SANKEY

Greg Sankey became the eighth commissioner of the Southeastern Conference on June 1, 2015, after serving on



the SEC staff for 13 years in various leadership positions.

Sankey was an integral part of former commissioner Mike Slive's efforts to reshape the SEC's governance, enforcement and compliance program, and he also oversaw the SEC's championships staff. Most recently he played a central role in crafting the new autonomy governance structure of the NCAA, which is intended to provide the 65 institutions from the Five Conferences (ACC, Big Ten, Big 12, Pac 12 and SEC) with increased decision-making authority over policies designed to provide support for student-athletes' pursuit of academic and athletic achievements.

Sankey is active within the NCAA committee structure, which includes his current service on the NCAA Gender-Equity Task Force and the Division I Committee on Infractions, for which he currently serves as chair.

He joined the SEC staff in 2002 as Associate Commissioner and was elevated to Executive Associate Commissioner and Chief Operating Officer for the league office in 2012.

"The universities of the SEC represent the greatest combination of academic and athletic excellence and I am honored to be selected to follow Mike Slive as commissioner of the Southeastern Conference," Sankey said. "The SEC is poised to make a difference in the lives of student-athletes for generations to come. We must ensure that the lessons they learn from their achievements in competition and in the classroom translate into success in life after college."

Prior to joining the SEC staff, Sankey was Commissioner of the Southland Conference for nearly seven years. He joined the Southland Conference staff in 1992 where he served as both assistant and associate commissioner before he was named commissioner in 1996 at the age of 31.

Prior to his term at the Southland Conference, he was director of compliance and academic services at Northwestern State University in Natchitoches, Louisiana. While at Northwestern State, Sankey also coached the Demons' golf teams for two years. Previous to his tenure at Northwestern State, he was the director of intramural sports at Utica College in upstate New York.

A native of Auburn, New York, Sankey earned his master's degree from Syracuse University and his undergraduate degree from the State University of New York College at Cortland. Sankey and his wife, Cathy, reside in Birmingham, Alabama, and have two daughters, Hannah Michelle and Moriah Elizabeth.



SEC COMMUNICATIONS



HERB VINCENT

Associate Commissioner for Communications
hvincent@sec.org
Twitter - @SECherbvin



CHUCK DUNLAP

Director of Communications
cdunlap@sec.org
Twitter - @SEC_Chuck



CRAIG PINKERTON

Director of Communications
cpinkerton@sec.org
Twitter - @SEC_Craig



TAMMY WILSON

Director of Communications
twilson@sec.org
Twitter - @TWilsonSEC



BEN BEATY

Assistant Director of Communications
bbeaty@sec.org
Twitter - @BenBeaty



JILL SKOTARCZAK

Assistant Director of Communications
jskotarczak@sec.org
Twitter - @SEC_Jill

MAIN TWITTER FEED

@SEC

SOUTHEASTERN CONFERENCE

2201 Richard Arrington Blvd. North
Birmingham, AL 35203
(205) 458-3000 - Main
(205) 458-3031 - FAX



TEXAS A&M UNIVERSITY

TEXAS A&M UNIVERSITY HISTORICAL HIGHLIGHTS



1862



The United States Congress passes the Morrill Land-Grant Act, designating public land for the purpose of higher education.

1876



The Agricultural and Mechanical College of Texas (now Texas A&M University) opens as the state's first public institution of higher education.

1916

The School of Veterinary Medicine opens at Texas A&M. Today, it ranks in the top 10 nationally and remains the state's only veterinary college.

1922



The legend of "The 12th Man" is born as E. King Gill stands ready to assist the Aggies on the gridiron.

1982

Texas A&M students start The Big Event, the nation's largest student-run community service project, which this year saw 22,000 Aggies completing nearly 2,500 projects in the local area.

1997



The George Bush Presidential Library & Museum opens on the campus of Texas A&M in honor of the nation's 41st president.

2001

Texas A&M achieves membership into the prestigious Association of American Universities, one of only 62 institutions with this distinction.

2012



Texas A&M officially joins the storied Southeastern Conference, nationally recognized as the "League of Champions."

2015



The Aggies play for the first time in a completely redeveloped Kyle Field, now the premier facility in all of college football and a destination for football fans everywhere.



TEXAS A&M
UNIVERSITY



TEXAS A&M AT A GLANCE

UNIVERSITY OVERVIEW

LOCATION	College Station, Texas (about 90 miles northwest of Houston)
FOUNDED	1876 (first public institution of higher learning in the state of Texas)
ENROLLMENT	66,175 (Fall 2016)
COLLEGE STATION CAMPUS ENROLLMENT	60,435 students (Fall 2016)
MEMBERSHIPS	Association of American Universities, Association of Public and Land-Grant Universities
RESEARCH	Valued at \$866 million annually (Ranked 17th by National Science Foundation)
DESIGNATIONS	Land, sea and space grant
ALUMNI	More than 450,000 former students worldwide (Aggie graduates are referred to as former students because the term "alumni" implies that grads are "ex-Aggies." But once an Aggie, always an Aggie!)

KEY RANKINGS/FACTOIDS

- #1: Lowest median debt after graduation, among public universities (*U.S. Department of Education College Scorecard*)
- #1: Great Schools You Can Actually Get Into (*Money Magazine*)
- #1: Best College for Low-Income Students (*Priceonomics*)
- #1: Best College for Veterans (*USA Today College Guide*)
- #1: Median salaries for graduates, among public universities (*U.S. Department of Education College Scorecard*)
- #1 in Texas: 4-, 5- and 6-year graduation rates—both overall and for minorities (*Texas Higher Education Coordinating Board*)
- #2: Best Value School (*U.S. News & World Report*)
- #2: Most new National Merit Scholars each year, among public universities (*National Merit Scholarship Corporation*)
- #2: Research, service, social mobility and contributions to society (*Washington Monthly*)
- #3: Students having study, research, intern, or volunteer experiences abroad (*Institute of International Education*)

TRADITIONS AT TEXAS A&M

Established in 1876 as the Agricultural and Mechanical College of Texas, Texas A&M was once open only to young men, all of whom served in the Corps of Cadets. While this changed more than 50 years ago, many of the university's most outstanding traditions grew out of that military background. Today, they are the foundation and the background of the Aggie core values of excellence, integrity, leadership, loyalty, respect and selfless service. From the oldest to the newest, the traditions of Texas A&M create what Aggies call the Spirit of Aggieland.



THE 12TH MAN

This term refers to the entire student body — past and present. The tradition originates in 1922. After several injuries against Centre College, the nation's top-ranked football team, the Aggies were down to just 11 players. Student E. King Gill came from the stands, suited up and stood ready to go on the field if needed. The spirit of this 12th Man continues, as current students stand during the entire game to support their team.



YELL LEADERS

Aggies don't cheer, they yell! And instead of pep rallies, Aggies have Yell Practice. Elected each year by the student body, five Yell Leaders began leading Aggie yells in 1907. Yell Leaders indicate each yell by a different hand signal (incoming freshmen attend "Fish Camp" to learn them all). Look for Yell Leaders in front of the student section at athletics events, wearing all white and encouraging their peers to show their Aggie Spirit.



HOWDY

"Howdy" is the official greeting of Texas A&M. Students greeting one another, and especially visitors, with a "howdy" has earned the university a reputation as one of the friendliest campuses in the world.



MIDNIGHT YELL

At midnight the night before each home game, Aggies gather for this special Yell Practice at Kyle Field. Yell Leaders lead the Fightin' Texas Aggie Band, current and former students, and fans into the stadium and then lead the crowd — which numbers more than 25,000 — through all of the Aggie yells, many of which date back to the earliest days of Texas A&M.



GIG 'EM

Aggies will often flash a thumbs up and say "Gig 'em." This started at a Yell Practice before the 1930 TCU football game, when Aggie Pinky Downs shouted, "What are we gonna do to those Horned Frogs?" He then gave the crowd a thumbs-up yelling the answer, "Gig 'em, Aggies!" A "gig" is a sharp-pronged tool used for hunting frogs. The phrase and gesture identify an Aggie fan.



CORPS OF CADETS

Texas A&M began as an all-male military institution. While today's membership is voluntary, the Corps of Cadets' more than 2,400 members — both male and female — form the largest uniformed body of students outside the U.S. military academies. Aside from the nation's military academies, Texas A&M commissions more officers than any other institution.



REVEILLE

Reveille, the first lady of Aggieland, is the official mascot of Texas A&M. Reveille first came to campus in 1931, after a group of cadets found a stray dog on the road. Reveille IX, the current Reveille, is a full-blooded collie and the highest-ranking member of the Corps of Cadets. "Miss Rev," as cadets address her, can be seen around campus, in class or attending a number of events.



AND JUST WHAT IS AN AGGIE?

Simply put, an Aggie is a student at Texas A&M. Originally, the letters "A" and "M" stood for "Agricultural" and "Mechanical," so this is how the term Aggie came to be. (Since reaching university status in 1963, the "A&M" was incorporated into the official university name, but the letters no longer stand for specific words.)



WELCOME TO AGGIELAND

Bryan-College Station — also known as “Aggieland” — is located in the Research Valley.

The community (pop. 255,519) is in the heart of central Texas, in the middle of the Dallas/Fort Worth, San Antonio, Houston triangle — making the area accessible to more than 14 million Texans within less than a four-hour drive. Across the street from Texas A&M is the Northgate Entertainment District, which features the world-famous Dixie Chicken and other restaurants, bars, and live music venues. Approximately 10 minutes from the university is historical Downtown Bryan, a unique district that includes shops, restaurants, and more.



BUSH LIBRARY

Texas A&M University is home to the presidential library of George H.W. Bush, the 41st President of the United States. Dedicated on November 6, 1997, the George Bush Presidential Library and Museum is located on a 90-acre site on the west campus of Texas A&M University. It operates as one of the 13 Presidential Libraries in the National Archives and Records Administration's Presidential Libraries system. Its archives include more than 44 million pages of documents, 2 million photographs, thousands of sounds and video recordings, as well as more than 100,000 artifacts. Texas A&M is also home to the Bush School of Government and Public Service, the George Bush Presidential Library Foundation, and the Annenberg Presidential Conference Center.



FIGHTIN' TEXAS AGGIE BAND

The nationally-acclaimed Fightin' Texas Aggie Band is known for its military precision and style. In fact, some of the band's maneuvers, like its signature block T, are so complex that computer programs calculate them to be impossible, figuring that two people must be in the same place at the same time. The 400+ member band performs at all home football games and several away games, and it is also one of the most traveled collegiate marching bands in the nation. The band operates under strict military guidelines as part of the Corps of Cadets. In 2001, the John Philip Sousa Foundation presented the band with the Sudler Trophy, recognizing its long tradition of excellence.



President & Mrs. Young

MICHAEL K. YOUNG

TEXAS A&M UNIVERSITY PRESIDENT

Leading the fearless front since May 2015 is Michael K. Young, President of Texas A&M University.

An established and accomplished leader in the higher education landscape, President Young has rightfully earned the respect of Texas A&M faculty, staff and students throughout his time at the University.

His collaborative, interdisciplinary approach, drive to boldly address disparities, and commitment to societal impact differentiate him among his peers. A graduate of Harvard Law, President Young's distinguished record in public service and diplomacy are the backbone to an unprecedented career in academia—serving as president of two other peer institutions, holding the position of dean and a great number of professorships across the nation and abroad.

He has combined his deep academic experience with strong strategic vision, as he continues to chart his path at Texas A&M. Since his arrival, President Young has launched one of the boldest comprehensive campaigns in the history of public higher education, demonstrated clear investment in Texas talent through affordability and accessibility, and created robust avenues to engage and appreciate the unmatched staff community, to name a few.

With over 140 years of rich history and the 450,000 strong Aggie Network, Texas A&M is indeed poised to do great things under the leadership of President Young.

Married to Marti Young, he has four grown children and seven grandchildren.

“This year we are poised to do not only good, but great things. Our commitment to transformational learning, discovery and innovation, and impact is magnified by your support and shared pursuit of excellence.” – MKY



THE TEXAS A&M APP



HULLABALOO CONNECT CONNECT



Texas A&M is a national leader in the ever-evolving world of college social media—the university’s social media program has been cited by publications like *USA Today*, *The Daily Beast*, *P.C. Magazine*, and numerous blogs for its social media savvy. The university is regularly recognized as one of the most influential and most engaging colleges online, with more than 1.3 million followers across its social media platforms.

Everything you need to know about the tradition of the 12th Man:

12THMAN.TAMU.EDU

1922

2017



TEAM INFO

2017 PRESEASON NOTES

DO-IT-ALL KIRK

Texas A&M junior Christian Kirk enters the 2017 season as the NCAA's active leader in punt return average and punt return touchdowns. He is also the SEC's top returning pass catcher.

- Kirk is a preseason All-America selection as a wide receiver and punt returner.
- For his 26-game collegiate career, Kirk has 27 punt returns for 623 yards (23.1 average) and five touchdowns.
- Kirk became the first Aggie with multiple punt return TDs in a single game when he scored on 70- and 73-yard returns vs. New Mexico State.
- Kirk is already the school record holder for punt return TDs in a single season and a career.
- As a wide receiver, Kirk is the first player in school history to post 80-or-more catches in consecutive seasons. He has 163 catches for 1,937 yards and 16 touchdowns.
- Kirk led the SEC with 83 catches (for 928 yards and nine touchdowns) in 2016.



ALL-AMERICAN
Christian Kirk enters the 2017 season with five career punt return touchdowns and a 23.1 career punt return average.

NCAA Active Punt Return Average

23.1	CHRISTIAN KIRK, TEXAS A&M 26 games
13.3	De'Mornay Pierson-El, Nebraska 31 games
12.3	Dante Pettis, Washington 40 games
12.1	Antonio Callaway, Florida 26 games
11.9	Chris Jones, Coastal Carolina 34 games

NCAA Active Punt Return Touchdowns

5	CHRISTIAN KIRK, TEXAS A&M 26 games
5	Dante Pettis, Washington 40 games
3	De'Mornay Pierson-El, Nebraska 31 games
3	Blaise Taylor, Arkansas State 37 games
2	Several players	

Texas A&M Career Receptions

Ryan Swope	252	2009-12
Jeff Fuller	233	2008-11
Terrence Murphy	172	2001-04
CHRISTIAN KIRK	163	2015-

Career Receiving Yards

Ryan Swope	3,117	2009-12
Jeff Fuller	3,092	2008-11
Josh Reynolds	2,788	2014-16
Terrence Murphy	2,600	2001-04
Mike Evans	2,499	2012-13
Uzoma Nwachukwu	2,239	2009-12
CHRISTIAN KIRK	1,937	2015-

Career Receiving TDs

Jeff Fuller	34	2008-11
Josh Reynolds	30	2014-16
Ryan Swope	24	2009-12
Uzoma Nwachukwu	19	2009-12
Bob Long	19	1966-68
Mike Evans	17	2012-13
CHRISTIAN KIRK	16	2015-
Malcome Kennedy	15	2011-14

Career Punt Return Average

Minimum: 19 returns

CHRISTIAN KIRK	23.1	2015-
Aaron Glenn	20.2	1992-93
Yale Lary	18.1	1949-51
Kevin Smith	14.5	1988-91
Dustin Harris	13.0	2009-12

Career All-Purpose Yards

Cyrus Gray	6,423	2008-11
Darren Lewis	5,138	1987-90
Curtis Dickey	4,706	1976-79
Dante Hall	4,706	1996-99
Leeland McElroy	4,186	1993-95
Larry Stegent	3,780	1967-69
Rod Harris	3,636	1985-88
Greg Hill	3,567	1991-93
Ryan Swope	3,461	2009-12
Dick Todd	3,384	1936-38
Trey Williams	3,357	2012-14
Christine Michael	3,331	2009-12
CHRISTIAN KIRK	3,207	2015-
George Woodard	3,161	1975-79
Bob Smith	3,159	1949-51
Jeff Fuller	3,092	2008-11

RETURNING STATISTICAL LEADERS



Passing

JAKE HUBENAK
 Georgetown, Texas
 884 yards (61-104 att.)



Rushing

TRAYVEON WILLIAMS
 Houston, Texas
 1,057 yards (156 att.)



Receiving

CHRISTIAN KIRK
 Scottsdale, Ariz.
 83 catches (928 yards)



FGs / PATs

DANIEL LACAMERA
 Tarpon Springs, Fla.
 17-24 FG, 54-54 PAT



Tackles

OTARO ALAKA
 Houston, Texas
 74 tackles



Tackles for loss

ZAYCOVEN HENDERSON
 Longview, Texas
 10 TFL (- 34 yards)



QB Sacks

JARRETT JOHNSON
 Katy, Texas
 4.5 QB sacks (- 18 yards)



Punting

SHANE TRIPUCKA
 Allen, Texas
 42.9 avg., 27 I-20

MAKING BIG PLAYS

The consummate play-maker, safety Armani Watts was one of the few players in the SEC with at least two interceptions, pass breakups, forced fumbles, recovered fumbles, QB sacks and tackles for loss last season.

- Keyed a pivotal goal line stand in the Aggies' win over Arkansas with three tackles on four plays from inside the 2-yard line. Also forced a fumble and recovered it in the game.
- Had the game-clinching interception in the Aggies' overtime win over then-No. 9 Tennessee.
- Ranks as the team's leading active career tackler with 241 stops. Also tied for the team lead with six interceptions and 14 passes broken up.

SPECTACULAR DEBUT

Former walk-on Shane Tripucka had a spectacular debut season as the Aggies' starting punter. Tripucka helped the Aggies rank No. 7 in net punting while forcing 27 fair catches and depositing 27 boots inside the opponent 20-yard line.

- Tripucka averaged 42.9 yards on 69 punts and did not have a single touchback.
- Tripucka has changed his jersey number to No. 18 to honor his grandfather, former Notre Dame and Denver Broncos great Frank Tripucka. The elder Tripucka's No. 18 jersey is retired by the Broncos (Peyton Manning wore the number with permission from 2012-15).

Season Net Punt Average

Shane Lechler	42.7	1999
Justin Brantly	42.3	2007
SHANE TRIPUCKA	41.5	2016
Shane Lechler	41.5	1997
Drew Kaser	40.7	2013
Drew Kaser	40.6	2014

Season Inside-20 Punts

SHANE TRIPUCKA	27	2016
Cody Scates	22	2002
Drew Kaser	22	2014
Drew Kaser	21	2015
Shane Lechler	21	1998



1,000 FOR WILLIAMS

RB Trayveon Williams became the first Texas A&M true freshman to surpass the 1,000-yard barrier in rushing in his impressive debut season in 2016.

- Williams averaged 6.8 yards per carry as he rushed for 1,057 yards and eight touchdowns on 156 carries.
- Always a breakaway threat, Williams had five scoring runs of 20 or more yards, including long TD runs of 89 yards (vs. Auburn), 49 yards (vs. South Carolina) and 47 yards (vs. UTSA).
- Became the first true freshman to surpass the 200-yard barrier in game rushing yards with 217 vs. Tennessee.

Freshman Rushing Yards

Johnny Manziel	1,410	2012
Greg Hill	1,216	1991
#TRAYVEON WILLIAMS	1,057	2016
Courtney Lewis	1,024	2003
#Mike Goodson	847	2006

-- denotes true freshman

NOTABLES

- PK Daniel LaCamera became the fifth Texas A&M place kicker to score 100 points in a season with 105 points. LaCamera connected on 71-of-78 total placekicks (.910) -- 17-24 on FGs and 54-54 on PATs.
- Texas A&M has connected on 200 consecutive extra points in a streak that dates back to 2013. It is easily the longest streak in school history. The NCAA record for consecutive extra points is 262 by Syracuse from 1978-89.
- In two seasons under defensive coordinator John Chavis, the Aggies have become one of the nation's best in producing tackles for loss. Texas A&M has produced 111.0 TFLs in each of the past two seasons while ranking in the top seven nationally both years. Texas A&M has had 10 or more TFLs nine times over the past two seasons.
- The Aggies were among a small group of 200/200 rush/pass teams in 2016. Texas A&M rushed for 211.8 yards/game and passed for 255.2 yards/game.

PRONUNCIATION GUIDE

Audible pronunciations available on the online roster at 12thMan.com

ALAKA, OTARO	ah-LOCK-ah, oh-TAR-oh
AUSBON, JHAMON	OZ-bun, JAH-mon
BUSSEY, Kendall	BUS-ee
Cunningham, QUALEN	KWAY-lin
Davis, QUARTNEY	courtney
DIESCH, Kellen	deesh
DWORACZYK, Justin	da-war-zick
Elam, RONEY	ronnie
ETWI, Kwame	ett-wee
FREY, Austin	fry
GILLASPIA, Cullen	GILL-ess-pee-ah
Henderson, ZAYCOVEN	zay-COE-vin

HORRY, Camron	OR-ee
HUBENAK, Jake	HUGH-ben-ack
KEKE, Kingsley	KEY-KEY
KIBODI, Jacob	kah-BO-dah
LACAMERA, Daniel	lah-camera
MADUBUIKE, Justin	MAD-aye-boo-kay
MARCHIOL, Santino	mar-SHE-all
OKEKE, IKENNA	Oh-kay-kay, EYE-ken-ah
Renfro, DEBIONE	DEB-ee-own
TRIPUCKA, Shane	trah-PUKE-ah

TEXAS A&M ALPHABETICAL ROSTER

NO.	PLAYER	POS.	HT	WT	CL-EXP	HOMETOWN (HIGH SCHOOL/PREVIOUS SCHOOL)
42	Alaka, Otar	LB	6-3	240	Jr-2L	Houston, TX (Cypress Falls)
55	Anderson, Austin	OL	6-4	297	So-1L	Mineola, TX (Mineola)
51	Anderson, Riley	OL	6-5	294	Fr-RS	Mineola, TX (Mineola)
2	Ausbon, Jhamon	WR	6-2	220	Fr-HS	Houston, TX (IMG Academy (Fla))
42	Azakytu, Ke'Undre	WR	6-0	180	Fr-RS	Dallas, TX (Wilmer Hutchins)
63	Baldree, Cagan	OL	6-4	283	Fr-RS	Carthage, TX (Carthage)
67	Beakey, Drew	OL	6-3	295	So-SQ	Houston, TX (Lutheran South Academy)
33	Bean, Justice	WR	5-11	180	Fr-RS	Frankston, TX (Frankston)
8	Blumrick, Connor	QB	6-5	205	Fr-HS	Pearland, TX (Pearland)
96	Brown, Jesse	DL	6-0	285	Jr-1L	Katy, TX (Katy/Navarro JC)
14	Buckley, Camron	WR	6-2	185	Fr-HS	Cedar Hill, TX (Cedar Hill)
25	Bussey, Kendall	RB	5-9	200	So-1L	New Orleans, LA (Isidore Newman)
26	Capers-Smith, DeShawn	DB	6-0	192	Jr-2L	New Orleans, LA (Warren Easton)
14	Carper, Keldrick	DB	6-2	190	Fr-HS	Plain Dealing, LA (Plain Dealing)
22	Chattman, Clifford	DB	6-5	190	So-1L	New Orleans, LA (McDonogh 35)
80	Chris, Clyde	WR	6-0	170	Fr-RS	New Orleans, LA (Warren Easton)
27	Clark, John	RB	5-8	200	Fr-RS	Northbrook, IL (Glenbrook North)
2	Clemons, Michael	DL	6-5	240	Jr-TR	Garland, TX (Sachse/Cisco (TX) JC)
89	Cline, Kalvin	TE	6-5	245	Grd-1L	Ft. Lauderdale, FL (Pine Crest/Virginia Tech)
66	Congel, Robert	OL	6-3	310	Fr-HS	Greenwood Village, CO (IMG Academy (Fla.))
9	Cunningham, Qualen	DL	6-3	240	Sr-3L	Chandler, AZ (Hamilton)
79	Daimler, Christian	OL	6-7	320	Grd-TR	Houston, TX (Stratford/Oklahoma)
1	Davis, Quartney	WR	6-2	200	Fr-RS	Houston, TX (Langham Creek)
74	Diesch, Kellen	OL	6-5	307	Fr-RS	Trophy Club, TX (Byron Nelson)
25	Dodson, Tyrel	LB	6-2	242	So-1L	Franklin, TN (Centennial)
8	Dunning, Justin	LB	6-4	235	So-1L	Whitehouse, TX (Whitehouse)
46	Durham, Landis	DL	6-3	255	Jr-2L	Plano, TX (East)
68	Dworaczyk, Justin	OL	6-6	280	So-SQ	Houston, TX (Langham Creek)
27	Elam, Roney	DB	6-2	185	So-1L	Newton, TX (Newton)
60	Estes, Landry	DL	6-2	280	Jr-SQ	Trophy Club, TX (Byron Nelson)
22	Etwi, Kwame	RB	5-9	200	Jr-2L	Conroe TX (Oak Ridge)
7	Ford, Keith	RB	5-11	215	Sr-1L	Cypress, TX (Cypress Ranch/Oklahoma)
45	Frey, Austin	DS	6-1	225	Jr-2L	Tomball, TX (Homeschool)
28	Fuller, Travon	DB	6-1	170	Fr-RS	Athens, TX (Athens)
35	Garner, Riley	LB	6-3	220	Jr-2L	College Station, TX (A&M Consolidated)
45	Gillaspia, Cullen	LB	6-2	234	Jr-1L	Katy, TX (Taylor)
54	Green, Carson	OL	6-6	272	Fr-HS	Southlake, TX (Carroll)
91	Grimes, KJ	DL	6-3	230	Fr-RS	College Station, TX (College Station)
43	Gustafson, Grant	TE	6-4	235	So-SQ	Fort Worth, TX (All Saints)
15	Hansford, Aaron	WR	6-3	230	So-SQ	Washington, D.C. (St. John's College)
1	Harvey, Nick	DB	5-10	185	Sr-3L	Lancaster, TX (Richmond Travis)
92	Henderson, Zaycoven	DL	6-2	305	Sr-3L	Longview, TX (Longview)
19	Hines III, Anthony	LB	6-3	220	Fr-HS	Plano, TX (East)
73	Hocker, Jared	OL	6-5	318	Fr-HS	North Richland Hills, TX (Birdville)
85	Horry, Camron	TE	6-5	261	Fr-HS	Katy, TX (Taylor)
37	Howard, Mitchell	DL	6-1	233	So-RS	Cypress, TX (Concordia Lutheran)
10	Hubenak, Jake	QB	6-3	215	Sr-2L	Georgetown, TX (Georgetown/Blinn JC)
16	Hughes, Hank	QB	6-2	200	Fr-RS	Richardson, TX (Pearce)
30	Jeffery, Jamal	DB	5-9	180	Sr-2L	Lufkin, TX (Lufkin)
7	Johnson, Buddy	LB	6-2	211	Fr-HS	Dallas, TX (Kimball)
40	Johnson, Jarrett	DL	6-3	260	Sr-3L	Katy, TX (Seven Lakes)
3	Johnson, Tyree	DL	6-4	247	Fr-HS	Washington, DC (St. John's College)
9	Jones, Hezekiah	WR	5-11	190	Fr-HS	Stafford, TX (Stafford)
10	Jones, Myles	DB	6-4	175	Fr-HS	Magnolia, TX (West)
81	Judkins, Jalyn	TE	6-4	230	Sr-SQ	Angleton, TX (Angleton)
88	Keke, Kingsley	DL	6-4	300	Jr-2L	Richmond, TX (George Ranch)
23	Kibodi, Jacob	RB	6-2	198	Fr-HS	Baton Rouge, LA (Christian Life Academy)

NO.	PLAYER	POS.	HT	WT	CL-EXP	HOMETOWN (HIGH SCHOOL/PREVIOUS SCHOOL)
82	Kirchner, Matthew	WR	6-2	200	So-SQ	Plano, TX (Plano)
3	Kirk, Christian	WR	5-11	200	Jr-2L	Scottsdale, AZ (Saguaro)
50	Labhart, Mac	LB	6-0	230	Jr-SQ	Dallas, TX (St. Mark's)
36	LaCamera, Daniel	PK	6-4	225	Jr-1L	Tarpon Springs, FL (East Lake)
70	Lanfear, Connor	OL	6-6	310	Jr-2L	Buda, TX (Buda)
5	Mack, Daylon	DL	6-1	320	Jr-2L	Gladewater, TX (Gladewater)
52	Madubuike, Justin	DL	6-3	292	Fr-RS	McKinney, TX (North)
56	Magee II, Keeath	LB	6-0	215	Fr-RS	Houston, TX (Westfield)
34	Mann, Braden	P/KO	5-11	200	So-1L	Houston, TX (Cypress Fair)
32	Marchiol, Santino	LB	6-1	224	Fr-HS	Centennial, CO (IMG Academy (Fla.))
75	Martin, Koda	OL	6-6	310	Jr-2L	Manvel, TX (Manvel)
77	McCollum, Ryan	OL	6-5	295	Fr-RS	Spring, TX (Klein Oak)
64	McCoy, Erik	OL	6-4	309	So-1L	Lufkin, TX (Lufkin)
88	McZea, Keynel	TE	6-2	220	Fr-HS	Port Neches, TX (Port Neches-Groves)
11	Mond, Kellen	QB	6-2	200	Fr-HS	San Antonio, TX (IMG Academy (Fla.))
65	Moore, Dan	OL	6-5	315	Fr-HS	Beaumont, TX (West Brook)
17	Morris, Devin	DB	6-1	180	Fr-HS	Caldwell, TX (Caldwell)
90	Moton, T.D.	DL	6-3	305	Fr-RS	Shreveport, LA (Woodlawn)
20	Okeke, Ikenna	DB	6-3	219	Fr-RS	Smyrna, TN (Smyrna)
21	Oliver, Charles	DB	6-2	200	So-1L	Fairfield, TX (Fairfield)
6	Paul, Roshauud	WR	6-0	180	Fr-HS	Bremond, TX (Bremond)
93	Peevy, Jayden	DL	6-6	279	Fr-HS	Bellaire, TX (Bellaire)
76	Prater, Colton	OL	6-4	300	So-1L	Bossier City, LA (Airline)
11	Pryor, Larry	DB	6-0	205	So-1L	Sulphur Springs, TX (Sulphur Springs)
4	Ratley, Damion	WR	6-3	195	Sr-2L	Yoakum, TX (Yoakum/Blinn JC)
31	Rawlins, Gannon	TE	6-3	215	Fr-RS	Galveston, TX (Ball)
71	Reed, Grayson	OL	6-5	305	Fr-HS	Cypress, TX (Cy Creek)
29	Renfro, Debione	DB	6-2	183	Fr-HS	Pearland, TX (Pearland)
84	Reynolds, Moses	WR	6-2	190	Fr-RS	San Antonio, TX (Jay)
38	Riethman, Drew	PK	6-0	190	Fr-RS	Ft. Worth, TX (Nolan Catholic)
33	Robinson, Ondario	DL	6-3	236	Fr-HS	Hutto, TX (Hutto)
13	Rogers, Josh	DL	6-5	277	Fr-HS	Houston, TX (Christian)
84	Rogers, Kendrick	WR	6-3	210	Fr-RS	Frankston, TX (Frankston)
28	Sanders, A.J.	RB	5-10	195	Fr-RS	The Woodlands, TX (College Park)
49	Sanford, Dirk	LB	6-1	210	So-RS	The Woodlands, TX (Christian Academy)
86	Schorp, Tanner	TE	6-3	245	Sr-2L	San Antonio, TX (Ronald Reagan)
87	Shetler, Greer	TE	6-4	215	So-1L	San Antonio, TX (Alamo Heights)
18	Siverand, Kemah	DB	6-1	200	So-SQ	Cypress, TX (Cypress Ridge)
17	Starkel, Nick	QB	6-3	205	Fr-RS	Argyle, TX (Liberty Christian)
78	Sutherland, Keaton	OL	6-5	305	Jr-2L	Flower Mound, TX (Marcus)
69	Talbert, Brayden	OL	6-4	280	So-SQ	Montgomery, TX (Montgomery)
19	Taylor, Colton	QB	6-3	210	Fr-RS	Houston, TX (Memorial)
16	Thomas, Dwaine	LB	6-2	225	Jr-2L	Boutte, LA (Hahnville)
18	Tripuca, Shane	P	6-3	220	Sr-1L	Allen, TX (Allen)
4	Tucker, Derrick	DB	6-1	189	Fr-HS	Manvel, TX (Manvel)
23	Watts, Armani	DB	5-11	205	Sr-3L	Forney, TX (North)
58	White, Braden	LB	5-11	220	Fr-RS	Florence, AL (Florence)
83	Whitley, Kyle	WR	6-2	220	Jr-SQ	Troy, TX (Troy)
5	Williams, Trayveon	RB	5-9	200	So-1L	Houston, TX (C.E. King)
24	Willis, Priest	DB	6-2	200	Sr-1L	Tempe, AZ (Marcos De Niza/UCLA)
6	Wilson, Donovan	DB	6-1	200	Sr-3L	Shreveport, LA (Woodlawn)
72	Wolford, Adrian	OL	6-4	323	Fr-HS	Meeker, OK (Meeker)

TEXAS A&M NUMERICAL ROSTER

NO.	PLAYER	POS.	HT	WT	CL-EXP	HOMETOWN (HIGH SCHOOL/PREVIOUS SCHOOL)
1	Davis, Quartney	WR	6-2	200	Fr-RS	Houston, TX (Langham Creek)
1	Harvey, Nick	DB	5-10	185	Sr-3L	Lancaster, TX (Richmond Travis)
2	Ausbon, Jhamon	WR	6-2	220	Fr-HS	Houston, TX (IMG Academy (Fla))
2	Clemons, Michael	DL	6-5	240	Jr-TR	Garland, TX (Sachse/Cisco (TX) JC)
3	Johnson, Tyree	DL	6-4	247	Fr-HS	Washington, DC (St. John's College)
3	Kirk, Christian	WR	5-11	200	Jr-2L	Scottsdale, AZ (Saguaro)
4	Ratley, Damion	WR	6-3	195	Sr-2L	Yoakum, TX (Yoakum/Blinn JC)
4	Tucker, Derrick	DB	6-1	189	Fr-HS	Manvel, TX (Manvel)
5	Mack, Daylon	DL	6-1	320	Jr-2L	Gladewater, TX (Gladewater)
5	Williams, Trayveon	RB	5-9	200	So-1L	Houston, TX (C.E. King)
6	Paul, Roshauud	WR	6-0	180	Fr-HS	Bremond, TX (Bremond)
6	Wilson, Donovan	DB	6-1	200	Sr-3L	Shreveport, LA (Woodlawn)
7	Ford, Keith	RB	5-11	215	Sr-1L	Cypress, TX (Cypress Ranch/Oklahoma)
7	Johnson, Buddy	LB	6-2	211	Fr-HS	Dallas, TX (Kimball)
8	Blumrick, Connor	QB	6-5	205	Fr-HS	Pearland, TX (Pearland)
8	Dunning, Justin	LB	6-4	235	So-1L	Whitehouse, TX (Whitehouse)
9	Cunningham, Qualen	DL	6-3	240	Sr-3L	Chandler, AZ (Hamilton)
9	Jones, Hezekiah	WR	5-11	190	Fr-HS	Stafford, TX (Stafford)
10	Hubenak, Jake	QB	6-3	215	Sr-2L	Georgetown, TX (Georgetown/Blinn JC)
10	Jones, Myles	DB	6-4	175	Fr-HS	Magnolia, TX (West)
11	Mond, Kellen	QB	6-2	200	Fr-HS	San Antonio, TX (IMG Academy (Fla.))
11	Pryor, Larry	DB	6-0	205	So-1L	Sulphur Springs, TX (Sulphur Springs)
13	Rogers, Josh	DL	6-5	277	Fr-HS	Houston, TX (Christian)
14	Buckley, Camron	WR	6-2	185	Fr-HS	Cedar Hill, TX (Cedar Hill)
14	Carper, Keldrick	DB	6-2	190	Fr-HS	Plain Dealing, LA (Plain Dealing)
15	Hansford, Aaron	WR	6-3	230	So-SQ	Washington, D.C. (St. John's College)
16	Hughes, Hank	QB	6-2	200	Fr-RS	Richardson, TX (Pearce)
16	Thomas, Dwaine	LB	6-2	225	Jr-2L	Boutte, LA (Hahnville)
17	Morris, Devin	DB	6-1	180	Fr-HS	Caldwell, TX (Caldwell)
17	Starkel, Nick	QB	6-3	205	Fr-RS	Argyle, TX (Liberty Christian)
18	Siverand, Kemah	DB	6-1	200	So-SQ	Cypress, TX (Cypress Ridge)
18	Tripucka, Shane	P	6-3	220	Sr-1L	Allen, TX (Allen)
19	Hines III, Anthony	LB	6-3	220	Fr-HS	Plano, TX (East)
19	Taylor, Colton	QB	6-3	210	Fr-RS	Houston, TX (Memorial)
20	Okeke, Ikenna	DB	6-3	219	Fr-RS	Smyrna, TN (Smyrna)
21	Oliver, Charles	DB	6-2	200	So-1L	Fairfield, TX (Fairfield)
22	Chattman, Clifford	DB	6-5	190	So-1L	New Orleans, LA (McDonogh 35)
22	Etwi, Kwame	RB	5-9	200	Jr-2L	Conroe TX (Oak Ridge)
23	Kibodi, Jacob	RB	6-2	198	Fr-HS	Baton Rouge, LA (Christian Life Academy)
23	Watts, Armani	DB	5-11	205	Sr-3L	Forney, TX (North)
24	Willis, Priest	DB	6-2	200	Sr-1L	Tempe, AZ (Marcos De Niza/UCLA)
24	Bussey, Kendall	RB	5-9	200	So-1L	New Orleans, LA (Isidore Newman)
25	Dodson, Tyrel	LB	6-2	242	So-1L	Franklin, TN (Centennial)
26	Capers-Smith, DeShawn	DB	6-0	192	Jr-2L	New Orleans, LA (Warren Easton)
27	Clark, John	RB	5-8	200	Fr-RS	Northbrook, IL (Glenbrook North)
27	Elam, Roney	DB	6-2	185	So-1L	Newton, TX (Newton)
28	Fuller, Travon	DB	6-1	170	Fr-RS	Athens, TX (Athens)
28	Sanders, A.J.	RB	5-10	195	Fr-RS	The Woodlands, TX (College Park)
29	Renfro, Debione	DB	6-2	183	Fr-HS	Pearland, TX (Pearland)
30	Jeffery, Jamal	DB	5-9	180	Sr-2L	Lufkin, TX (Lufkin)
31	Rawlins, Gannon	TE	6-3	215	Fr-RS	Galveston, TX (Ball)
32	Marchiol, Santino	LB	6-1	224	Fr-HS	Centennial, CO (IMG Academy (Fla.))
33	Bean, Justice	WR	5-11	180	Fr-RS	Frankston, TX (Frankston)
33	Robinson, Ondario	DL	6-3	236	Fr-HS	Hutto, TX (Hutto)
34	Mann, Braden	P/KO	5-11	200	So-1L	Houston, TX (Cypress Fair)
35	Garner, Riley	LB	6-3	220	Jr-2L	College Station, TX (A&M Consolidated)
36	LaCamera, Daniel	PK	6-4	225	Jr-1L	Tarpon Springs, FL (East Lake)

NO.	PLAYER	POS.	HT	WT	CL-EXP	HOMETOWN (HIGH SCHOOL/PREVIOUS SCHOOL)
37	Howard, Mitchell	DL	6-1	233	So-RS	Cypress, TX (Concordia Lutheran)
38	Riethman, Drew	PK	6-0	190	Fr-RS	Ft. Worth, TX (Nolan Catholic)
40	Johnson, Jarrett	DL	6-3	260	Sr-3L	Katy, TX (Seven Lakes)
42	Alaka, Otaru	LB	6-3	240	Jr-2L	Houston, TX (Cypress Falls)
42	Azakytu, Ke'Undre	WR	6-0	180	Fr-RS	Dallas, TX (Wilmer Hutchins)
43	Gustafson, Grant	TE	6-4	235	So-SQ	Fort Worth, TX (All Saints)
45	Frey, Austin	DS	6-1	225	Jr-2L	Tomball, TX (Homeschool)
45	Gillaspia, Cullen	LB	6-2	234	Jr-1L	Katy, TX (Taylor)
46	Durham, Landis	DL	6-3	255	Jr-2L	Plano, TX (East)
49	Sanford, Dirk	LB	6-1	210	So-RS	The Woodlands, TX (Christian Academy)
50	Labhart, Mac	LB	6-0	230	Jr-SQ	Dallas, TX (St. Mark's)
51	Anderson, Riley	OL	6-5	294	Fr-RS	Mineola, TX (Mineola)
52	Madubuike, Justin	DL	6-3	292	Fr-RS	McKinney, TX (North)
54	Green, Carson	OL	6-6	272	Fr-HS	Southlake, TX (Carroll)
55	Anderson, Austin	OL	6-4	297	So-1L	Mineola, TX (Mineola)
56	Magee II, Keeath	LB	6-0	215	Fr-RS	Houston, TX (Westfield)
58	White, Braden	LB	5-11	220	Fr-RS	Florence, AL (Florence)
60	Estes, Landry	DL	6-2	280	Jr-SQ	Trophy Club, TX (Byron Nelson)
63	Baldree, Cagan	OL	6-4	283	Fr-RS	Carthage, TX (Carthage)
64	McCoy, Erik	OL	6-4	309	So-1L	Lufkin, TX (Lufkin)
65	Moore, Dan	OL	6-5	315	Fr-HS	Beaumont, TX (West Brook)
66	Congel, Robert	OL	6-3	310	Fr-HS	Greenwood Village, CO (IMG Academy (Fla.))
67	Beakey, Drew	OL	6-3	295	So-SQ	Houston, TX (Lutheran South Academy)
68	Dworaczky, Justin	OL	6-6	280	So-SQ	Houston, TX (Langham Creek)
69	Talbret, Brayden	OL	6-4	280	So-SQ	Montgomery, TX (Montgomery)
70	Lanfeard, Connor	OL	6-6	310	Jr-2L	Buda, TX (Buda)
71	Reed, Grayson	OL	6-5	305	Fr-HS	Cypress, TX (Cy Creek)
72	Wolford, Adrian	OL	6-4	323	Fr-HS	Meeker, OK (Meeker)
73	Hocker, Jared	OL	6-5	318	Fr-HS	North Richland Hills, TX (Birdville)
74	Diesch, Kellen	OL	6-5	307	Fr-RS	Trophy Club, TX (Byron Nelson)
75	Martin, Koda	OL	6-6	310	Jr-2L	Manvel, TX (Manvel)
76	Prater, Colton	OL	6-4	300	So-1L	Bossier City, LA (Airline)
77	McCullum, Ryan	OL	6-5	295	Fr-RS	Spring, TX (Klein Oak)
78	Sutherland, Keaton	OL	6-5	305	Jr-2L	Flower Mound, TX (Marcus)
79	Daimler, Christian	OL	6-7	320	Grd-TR	Houston, TX (Stratford/Oklahoma)
80	Chriss, Clyde	WR	6-0	170	Fr-RS	New Orleans, LA (Warren Easton)
81	Judkins, Jalyn	TE	6-4	230	Sr-SQ	Angleton, TX (Angleton)
82	Kirchner, Matthew	WR	6-2	200	So-SQ	Plano, TX (Plano)
83	Whitley, Kyle	WR	6-2	220	Jr-SQ	Troy, TX (Troy)
84	Reynolds, Moses	WR	6-2	190	Fr-RS	San Antonio, TX (Jay)
84	Rogers, Kendrick	WR	6-3	210	Fr-RS	Frankston, TX (Frankston)
85	Horry, Camron	TE	6-5	261	Fr-HS	Katy, TX (Taylor)
86	Schorp, Tanner	TE	6-3	245	Sr-2L	San Antonio, TX (Ronald Reagan)
87	Shetler, Greer	TE	6-4	215	So-1L	San Antonio, TX (Alamo Heights)
88	Keke, Kingsley	DL	6-4	300	Jr-2L	Richmond, TX (George Ranch)
88	McZeal, Keynel	TE	6-2	220	Fr-HS	Port Neches, TX (Port Neches-Groves)
89	Cline, Calvin	TE	6-5	245	Grd-1L	Ft. Lauderdale, FL (Pine Crest/Virginia Tech)
90	Moton, T.D.	DL	6-3	305	Fr-RS	Shreveport, LA (Woodlawn)
91	Grimes, KJ	DL	6-3	230	Fr-RS	College Station, TX (College Station)
92	Henderson, Zaycoven	DL	6-2	305	Sr-3L	Longview, TX (Longview)
93	Peevy, Jayden	DL	6-6	279	Fr-HS	Bellaire, TX (Bellaire)
96	Brown, Jesse	DL	6-0	285	Jr-1L	Katy, TX (Katy/Navarro JC)

SQUAD BREAKDOWN



TEAM INFO

STARTERS RETURNING

OFFENSE (5)

WR	Christian Kirk, 5-11, 200, Jr-2L, Scottsdale, AZ (12 starts in 2016, 23 career starts)
RG	Connor Lanfear, 6-6, 315, Jr-2L, Buda, TX (8 starts in 2016, 8 career starts)
C	Erik McCoy, 6-4, 305, So-1L, Lufkin, TX (13 starts in 2016, 13 career starts)
LG	Colton Prater, 6-4, 295, So-1L, Bossier City, LA (12 starts in 2016, 12 career starts)
RB	Keith Ford, 5-11, 215, Sr-1L, Cypress, TX (9 starts in 2016, 9 career starts)

DEFENSE (7)

DT	Zaycoven Henderson, 6-2, 300, Sr-3L, Longview, TX (13 starts in 2016, 15 career starts)
DT	Kingsley Keke, 6-4, 310, Jr-2L, Richmond, TX (9 starts in 2016, 9 career starts)
LB	Otaro Alaka, 6-3, 240, Jr-2L, Houston, TX (13 starts in 2016, 20 career starts)
Nic	Donovan Wilson, 6-1, 206, Sr-2L, Shreveport, LA (7 starts in 2016, 14 career starts)
CB	Nick Harvey, 5-10, 185, Sr-3L, Lancaster, TX (12 starts in 2016, 13 career starts)
CB	Priest Willis, 6-2, 200, Sr-1L, Tempe, AZ (7 starts in 2016, 7 career starts)
FS	Armani Watts, 5-11, 200, Sr-3L, Forney, TX (9 starts in 2016, 30 career starts)

SPECIAL TEAMS (4 POSITIONS)

PLK	Daniel LaCamera, 6-4, 223, Jr-1L, Tarpon Springs, FL (17-of-23, 50-of-50 PAT, 101 pts)
P	Shane Tripucka, 6-3, 210, Sr-1L, Allen, TX (43.2 avg, long 59, 27 Inside 20)
SNP	Austin Frey, 6-1, 225, Jr-2L, Tomball, TX (Snaps on punts)
PR	Christian Kirk, 5-11, 200, Jr-2L, Scottsdale, AZ (24.5 avg. per return/3 TDs)

STARTERS LOST

OFFENSE (6)

WR	Josh Reynolds, Three Letters, San Antonio, TX (13 starts in 2016, 36 career starts)
WR	Ricky Seals-Jones, Three Letters, Sealy, TX (9 starts in 2016, 30 career starts)
WR	Speedy Noil, Three Letters, New Orleans, LA (8 starts in 2016, 16 career starts)
LT	Avery Gennesy, Two Letters, Southaven, MS (13 starts in 2016, 26 career starts)
RT	Jermaine Eluemunor, Two Letters, Denville, NJ (12 starts in 2016, 13 career starts)
QB	Trevor Knight, One Letter, San Antonio, TX (11 starts in 2016, 11 career starts)

DEFENSE (4)

DE	Myles Garrett, Three Letters, Arlington, TX (9 starts in 2016, 30 career starts)
DE	Daeshon Hall, Four Letters, Seattle, WA (13 starts in 2016, 32 career starts)
LB	Shaan Washington, Four Letters, Alexandria, LA (13 starts in 2016, 26 career starts)
SS	Justin Evans, Two Letters, Wiggins, MS (13 starts in 2016, 25 career starts)

SPECIAL TEAMS (3)

HOL	Conner McQueen, Four Letters, Klein, TX (perfect on holds)
SNP	Christian Robertson, Two Letters, Grapevine, TX (Snapped on PAT/FG)
KR	Justin Evans, Two Letters, Wiggins, MS (28.9 avg. per return/Long 90)

RETURNING STATISTICAL LEADERS

RUSHING

Trayveon Williams, RB	156 carries, 1,057 net yards, 8 TD
Keith Ford, RB	126 carries, 669 net yards, 6 TD

Passing

Jake Hubenak, QB	61-of-104, 844 yards, 2 Int, 6 TD (career 1,283/9/3)
------------------	--

Receiving

Christian Kirk, WR	83 receptions, 928 yards, 9 TD (career 163/1,937/16)
Trayveon Williams, RB	19 receptions, 91 yards, 0 TD

ALL-PURPOSE

Christian Kirk, WR/RS	35 rush, 928 receive, 282 PR, 173 KOR, 1,418 A-P
Trayveon Williams, RB/RS	1,057 rush, 91 receive, 0 PR, 82 KOR, 1,230 A-P

SPECIAL TEAMS

Christian Kirk, RS	13-282 PR yards, 21.7 avg., 6-173 KOR yards, 28.8 avg.
Daniel LaCamera, P	17-24 FG, 54-54 PAT, 105 points
Shane Tripucka, P	69-2962 yards, 42.9 avg., 27 I20, 27 FC, 16 50+, 0 TB

TACKLES

Otaro Alaka, LB	74 tackles, 9 TFL, 2 QB sacks, 1 PBU, 1 Forced Fumble
Nick Harvey, DB	66 tackles, 1 INT, 10 PBU, 1 Fumble Recovered
Donovan Wilson, DB	59 tackles, 1 INT, 2 PBU, 2 QB Hurries
Armani Watts, DB	56 tackles, 6 TFL, 2 INT, 3 PBU, 2 FF, 2 RCF
Zaycoven Henderson, DL	40 tackles, 10 TFL, 3 QBS
Kingsley Keke, DL	37 tackles, 7 TFL, 4 QBS
Larry Pryor, DB	34 tackles, 1 INT
Priest Willis, DB	33 tackles, 1 INT, 8 PBU

LETTERMEN RETURNING (41)

Offense (16) — Austin Anderson, Kendall Bussey, Kalvin Cline, Kwame Etwi, Keith Ford, Jake Hubenak, Jamal Jeffery, Christian Kirk, Connor Lanfear, Koda Martin, Erik McCoy, Colton Prater, Damion Ratley, Tanner Schorp, Keaton Sutherland, Trayveon Williams

Defense (22) — Otaro Alaka, Jesse Brown, DeShawn Capers-Smith, Clifford Chattman, Qualen Cunningham, Tyrel Dodson, Justin Dunning, Landis Durham, Roney Elam, Riley Garner, Cullen Gillaspia, Nick Harvey, Zaycoven Henderson, Jarrett Johnson, Kingsley Keke, Daylon Mack, Charles Oliver, Larry Pryor, Dwaine Thomas, Armani Watts, Priest Willis, Donovan Wilson

Special Teams (3) — Austin Frey, Braden Mann, Shane Tripucka

LETTERMEN LOST (28)

Offense (12) — Tank Davis, Jermaine Eluemunor, Avery Gennesy, Frank Iheanacho, Trevor Knight, Boone Niederhofer, Speedy Noil, Edward Pope, Josh Reynolds, Ricky Seals-Jones, Jeremy Tabuyo, James White

Defense (14) — Reggie Chevis, Victor Davis, Noel Ellis, Justin Evans, Myles Garrett, Claude George, Daeshon Hall, James Lockhart, Jordan Mastrogiovanni, Richard Moore, Will Paulhill, Alex Sezer, Jr., Hardreck Walker, Shaan Washington

Special Teams (2) — Conner McQueen, Christian Robertson



2017 OPPONENTS



TEXAS A&M WILL FACE UCLA IN SOUTHERN CALIFORNIA FOR THE FIRST TIME SINCE 1955

GAME 1

UCLA



*The Rose Bowl, Pasadena, California
Sunday, Sept. 3*

UCLA BRUINS FACTS

LOCATION: Los Angeles, Calif.	CHANCELLOR: Dr. Gene Block
FOUNDED: 1919	ATHLETIC DIRECTOR: Dan Guerrero
ENROLLMENT: 44,947	HEAD COACH: Jim Mora
NICKNAME: Bruins	2016 RECORD: 4-8
COLORS: Blue and Gold	PAC-12 RECORD: 2-7 (1-4th in South)
CONFERENCE: Pac-12	2016 BOWL: None
SERIES: Texas A&M leads 3-2	FINAL AP RANK: NR

MEDIA RELATIONS

FOOTBALL CONTACT: Steve Rourke

OFFICE: 310-206-8187 • **EMAIL:** srourke@athletics.ucla.edu

2017 SCHEDULE

SEPTEMBER	NOVEMBER
3 TEXAS A&M	3 at Utah
9 HAWAII	11 ARIZONA STATE
16 at Memphis	18 at USC
23 at Stanford	24 CAL
30 COLORADO	
OCTOBER	
14 at Arizona	
21 OREGON	
28 at Washington	

GAME 2

NICHOLLS STATE



*Kyle Field, College Station, Texas
Saturday, Sept. 9*

NICHOLLS STATE COLONELS FACTS

LOCATION: Thibodaux, La.	PRESIDENT: Dr. Bruce Murphy
FOUNDED: 1948	ATHLETIC DIRECTOR: Matt Roan
ENROLLMENT: 6,300	HEAD COACH: Tim Rebowe
NICKNAME: Colonels	2016 RECORD: 5-6
COLORS: Red and Gray	SOUTHLAND RECORD: 5-4
CONFERENCE: Southland	2016 BOWL: None
SERIES: First Meeting	FINAL AP RANK: NR

MEDIA RELATIONS

FOOTBALL CONTACT: Jamie Bustos

OFFICE: 985-448-4281 • **EMAIL:** jamie.bustos@nicholls.edu

2017 SCHEDULE

AUGUST	NOVEMBER
31 MCNEESE STATE	4 HOUSTON BAPTIST
	11 at Stephen F Austin
SEPTEMBER	16 at Southeastern Louisiana
9 at Texas A&M	
16 PRAIRIE VIEW A&M	
23 at Sam Houston St	
30 at Lamar	
OCTOBER	
7 NORTHWESTERN STATE	
14 ABILENE CHRISTIAN	
28 at UIW	

GAME 3

LOUISIANA LAFAYETTE



*Kyle Field, College Station, Texas
Saturday, Sept. 16*

LOUISIANA-LAFAYETTE RAGIN' CAJUNS FACTS

LOCATION: Lafayette, La.	PRESIDENT: Dr. E. Joseph Savoie
FOUNDED: 1898	ATHLETIC DIRECTOR: Dr. Bryan Maggard
ENROLLMENT: 19,188	HEAD COACH: Mark Hudspeth
NICKNAME: Ragin' Cajuns	2016 RECORD: 6-7
COLORS: Vermillion (PMS 193) and White	SBC RECORD: 5-3 (5th)
CONFERENCE: Sun Belt	2016 BOWL: R-L Carriers New Orleans Bowl
SERIES: Texas A&M leads 5-1	FINAL AP RANK: NR

MEDIA RELATIONS

FOOTBALL CONTACT: Matt Sullivan

OFFICE: 337-482-6331 • **EMAIL:** matt.sullivan@louisiana.edu

2017 SCHEDULE

SEPTEMBER	NOVEMBER
2 SOUTHEASTERN LOUISIANA	4 at South Alabama
9 at Tulsa	18 NEW MEXICO STATE
16 at Texas A&M	25 GEORGIA SOUTHERN
24 ULM	
OCTOBER	DECEMBER
7 at Idaho	2 at Appalachian State
12 TEXAS STATE	
19 at Arkansas State	



TEXAS A&M LOOKS TO CLAIM A FOURTH STRAIGHT WIN OVER SOUTH CAROLINA

OPPONENTS

GAME 4

ARKANSAS



*AT&T Stadium, Arlington, Texas
Saturday, Sept. 23*

ARKANSAS RAZORBACKS FACTS

LOCATION: Fayetteville, Arkansas	CHANCELLOR: Joseph E. Steinmetz
FOUNDED: 1871	ATHLETIC DIRECTOR: Jeff Long
ENROLLMENT: 27,600	HEAD COACH: Bret Bielema
NICKNAME: Razorbacks	2016 RECORD: 7-6
COLORS: Cardinal and White	SEC RECORD: 3-5 (1-5th in West)
CONFERENCE: Southeastern	2016 BOWL: Belk Bowl
SERIES: Arkansas leads 41-29-3	FINAL AP RANK: NR

MEDIA RELATIONS

FOOTBALL CONTACT: Patrick Pierson

OFFICE: 479-387-8569 • **EMAIL:** pspierso@uark.edu

2017 SCHEDULE

SEPTEMBER	NOVEMBER
2 FLORIDA A&M	4 COASTAL CAROLINA
9 TCU	11 at LSU
23 vs Texas A&M	18 MISSISSIPPI STATE
30 NEW MEXICO ST	25 MISSOURI
OCTOBER	
7 at South Carolina	
14 at Alabama	
21 AUBURN	
28 at Ole Miss	

GAME 5

SOUTH CAROLINA



*Kyle Field, College Station, Texas
Saturday, Sept. 30*

SOUTH CAROLINA GAMECOCKS FACTS

LOCATION: Columbia, S.C.	PRESIDENT: Dr. Harris Pastides
FOUNDED: 1801	ATHLETIC DIRECTOR: Ray Tanner
ENROLLMENT: 33,724	HEAD COACH: Will Muschamp
NICKNAME: Gamecocks	2016 RECORD: 6-7
COLORS: Garnet and Black	SEC RECORD: 3-5 (1-5th in East)
CONFERENCE: Southeastern	2016 BOWL: Birmingham Bowl
SERIES: Texas A&M leads 3-0	FINAL AP RANK: NR

MEDIA RELATIONS

FOOTBALL CONTACT: Steve Fink

OFFICE: 803-777-7987 • **EMAIL:** finksc@mailbox.sc.edu

2017 SCHEDULE

SEPTEMBER	NOVEMBER
2 vs NC State	4 at Georgia
9 at Missouri	11 FLORIDA
16 KENTUCKY	18 WOFFORD
23 LOUISIANA TECH	25 CLEMSON
30 at Texas A&M	
OCTOBER	
7 ARKANSAS	
14 at Tennessee	
28 VANDERBILT	

GAME 6

ALABAMA



*Kyle Field, College Station, Texas
Saturday, Oct. 7*

ALABAMA CRIMSON TIDE FACTS

LOCATION: Tuscaloosa, Ala.	PRESIDENT: Dr. Stuart R. Bell
FOUNDED: 1831	ATHLETIC DIRECTOR: Greg Byrne
ENROLLMENT: 37,665	HEAD COACH: Nick Saban
NICKNAME: Crimson Tide	2016 RECORD: 14-1
COLORS: Crimson and White	SEC RECORD: 8-0 (1st in West)
CONFERENCE: Southeastern	2016 BOWL: CFP Championship Game
SERIES: Alabama leads 7-2	FINAL AP RANK: 2

MEDIA RELATIONS

FOOTBALL CONTACT: Josh Maxson

OFFICE: 205-348-3631 • **EMAIL:** jmmaxson@ia.ua.edu

2017 SCHEDULE

SEPTEMBER	NOVEMBER
2 vs Florida State	4 LSU
9 FRESNO STATE	11 at Mississippi State
16 COLORADO STATE	18 MERCER
23 at Vanderbilt	25 at Auburn
30 OLE MISS	
OCTOBER	
7 at Texas A&M	
14 ARKANSAS	
21 TENNESSEE	



TEXAS A&M TRAVELS TO GAINESVILLE FOR THE FIRST TIME SINCE 1962

GAME 7

FLORIDA



*Ben Hill Griffin Stadium, Gainesville, Fla.
Saturday, Oct. 14*

FLORIDA GATORS FACTS

LOCATION: Gainesville, Fla.	PRESIDENT: Dr. Kent Fuchs
FOUNDED: 1853	ATHLETIC DIRECTOR: Scott Stricklin
ENROLLMENT: 54,854	HEAD COACH: Jim McElwain
NICKNAME: Gators	2016 RECORD: 9-4
COLORS: Orange (PMS 172) and Blue (PMS 287)	SEC RECORD: 6-2 (1st in East)
CONFERENCE: Southeastern	2016 BOWL: Outback
SERIES: Florida leads 2-1	FINAL AP RANK: 14

MEDIA RELATIONS

FOOTBALL CONTACT: Steve McClain

OFFICE: 352-375-4683 (ext. 6100) • **EMAIL:** SteveM@gators.ufl.edu

2017 SCHEDULE

SEPTEMBER	NOVEMBER
2 vs. Michigan	4 at Missouri
9 NORTHERN COLORADO	11 at South Carolina
16 TENNESSEE	18 UAB
23 at Kentucky	25 FLORIDA STATE
30 VANDERBILT	
OCTOBER	
7 LSU	
14 TEXAS A&M	
28 vs. Georgia	

GAME 8

MISSISSIPPI STATE



*Kyle Field, College Station, Texas
Saturday, Oct. 28*

MISSISSIPPI STATE BULLDOGS FACTS

LOCATION: Starkville, Miss.	PRESIDENT: Dr. Mark Keenum
FOUNDED: 1878	ATHLETIC DIRECTOR: John Cohen
ENROLLMENT: 21,622	HEAD COACH: Dan Mullen
NICKNAME: Bulldogs	2016 RECORD: 6-7
COLORS: Maroon (PMS 202) and White	SEC RECORD: 3-5 (t-5th in West)
CONFERENCE: Southeastern	2016 BOWL: St. Petersburg Bowl
SERIES: series tied, 5-5	FINAL AP RANK: NR

MEDIA RELATIONS

FOOTBALL CONTACT: Bill Martin

OFFICE: 662-325-0967 • **EMAIL:** bmartin@athletics.msstate.edu

2017 SCHEDULE

SEPTEMBER	NOVEMBER
2 CHARLESTON SOUTHERN	4 UMASS
9 at Louisiana Tech	11 ALABAMA
16 LSU	18 at Arkansas
23 at Georgia	23 OLE MISS
30 at Auburn	
OCTOBER	
14 BYU	
21 KENTUCKY	
28 at Texas A&M	

GAME 9

AUBURN



*Kyle Field, College Station, Texas
Saturday, Nov. 4*

AUBURN TIGERS FACTS

LOCATION: Auburn, Ala.	PRESIDENT: Steven Leath
FOUNDED: 1856	ATHLETIC DIRECTOR: Jay Jacobs
ENROLLMENT: 25,469	HEAD COACH: Gus Malzahn
NICKNAME: Tigers	2016 RECORD: 8-5
COLORS: Burnt Orange and Navy Blue	SEC RECORD: 5-3 (t-2nd in West)
CONFERENCE: Southeastern	2016 BOWL: Allstate Sugar Bowl
SERIES: Texas A&M leads 5-2	FINAL AP RANK: 24

MEDIA RELATIONS

FOOTBALL CONTACT: Shelly Poe

OFFICE: 334-844-9800 • **EMAIL:** SLP0019@auburn.edu

2017 SCHEDULE

SEPTEMBER	NOVEMBER
2 GEORGIA SOUTHERN	4 at Texas A&M
9 at Clemson	11 GEORGIA
16 MERCER	18 ULM
23 at Missouri	25 ALABAMA
30 MISSISSIPPI STATE	
OCTOBER	
7 OLE MISS	
14 at LSU	
21 at Arkansas	



THE AGGIES & LSU WILL FACE OFF FOR THE 56TH TIME ON THE GRIDIRON NOV. 25 AT TIGER STADIUM

OPPONENTS

GAME 10

NEW MEXICO



*Kyle Field, College Station, Texas
Saturday, Nov. 11*

NEW MEXICO LOBOS FACTS

LOCATION: Albuquerque, NM	INTERIM PRESIDENT: Dr. Chaouki T. Abdallah
FOUNDED: 1889	INTERIM ATHLETIC DIRECTOR: Janice Ruggiero
ENROLLMENT: 25,015	HEAD COACH: Bob Davie
NICKNAME: Lobos	2016 RECORD: 9-4
COLORS: Cherry and Silver	MW RECORD: 6-2 (t-1st in Mountain)
CONFERENCE: Mountain West	2016 BOWL: Gildan New Mexico
SERIES: Texas A&M leads 3-0	FINAL AP RANK: NR

MEDIA RELATIONS

FOOTBALL CONTACT: Frank Mercogliano

OFFICE: 505-410-4844 • **EMAIL:** fmercog@unm.edu

2017 SCHEDULE

SEPTEMBER	NOVEMBER
2 ABILENE CHRISTIAN	4 UTAH STATE
9 NEW MEXICO ST	11 at Texas A&M
14 at Boise State	17 UNLV
23 at Tulsa	24 at San Diego State
30 AIR FORCE	
OCTOBER	
14 at Fresno State	
20 COLORADO STATE	
28 at Wyoming	

GAME 11

OLE MISS



*Vaught-Hemingway Stadium, Oxford, Miss.
Saturday, Nov. 18*

OLE MISS REBELS FACTS

LOCATION: Oxford, Miss.	CHANCELLOR: Jeffrey Vitter
FOUNDED: 1848	ATHLETIC DIRECTOR: Ross Bjork
ENROLLMENT: 24,250	HEAD COACH: Hugh Freeze
NICKNAME: Rebels	2016 RECORD: 5-7
COLORS: Cardinal Red and Navy Blue	SEC RECORD: 2-6 (7th in West)
CONFERENCE: Southeastern	2016 BOWL: None
SERIES: Texas A&M leads 6-3	FINAL AP RANK: NR

MEDIA RELATIONS

FOOTBALL CONTACT: Kyle Campbell

OFFICE: 662-915-7522 • **EMAIL:** kyle@olemiss.edu

2017 SCHEDULE

SEPTEMBER	NOVEMBER
2 SOUTH ALABAMA	4 at Kentucky
9 UT MARTIN	11 LOUISIANA
16 at Cal	18 TEXAS A&M
30 at Alabama	23 at Mississippi State
OCTOBER	
7 at Auburn	
14 VANDERBILT	
21 LSU	
28 ARKANSAS	

GAME 12

LSU



*Tiger Stadium, Baton Rouge, La.
Saturday, Nov. 25*

LSU TIGERS FACTS

LOCATION: Baton Rouge, La.	PRESIDENT: Dr. F. King Alexander
FOUNDED: 1853	ATHLETIC DIRECTOR: Joe Alleva
ENROLLMENT: 31,527	HEAD COACH: Les Miles
NICKNAME: Tigers	2016 RECORD: 8-4
COLORS: Purple and Gold	SEC RECORD: 5-3 (t-2nd in West)
CONFERENCE: Southeastern	2016 BOWL: Buffalo Wild Wings Citrus
SERIES: LSU leads 32-20-3	FINAL AP RANK: 13

MEDIA RELATIONS

FOOTBALL CONTACT: Michael Bonnette

OFFICE: 225-578-8226 • **EMAIL:** mbonnet@lsu.edu

2017 SCHEDULE

SEPTEMBER	NOVEMBER
2 BYU	4 at Alabama
9 CHATTANOOGA	11 ARKANSAS
16 at Mississippi State	18 at Tennessee
23 SYRACUSE	30 TEXAS A&M
30 TROY	
OCTOBER	
7 at Florida	
14 AUBURN	
21 at Ole Miss	

SERIES RECORDS vs. 2017 OPPONENTS



UCLA

A&M leads, 3-2

10/12/40	Los Angeles	W	7	0
9/21/51	Los Angeles	W	21	14
9/16/55	Los Angeles	L	0	21
1/1/98	Dallas (Cotton Bowl)	L	23	29
9/3/16	College Station (OT)	W	31	24



NICHOLLS STATE

First Meeting



LOUISIANA-LAFAYETTE

A&M leads, 5-1

9/15/90	College Station	W	63	14
9/28/91	College Station	W	34	7
9/14/96	Lafayette	L	22	29
9/20/97	College Station	W	66	0
8/31/02	College Station	W	31	7
9/9/06	College Station	W	51	7



ARKANSAS

Arkansas leads, 41-29-3

1903	College Station	W	6	0
1910	Fayetteville	L	0	5
1912	Dallas	W	27	0
10/15/27	College Station	W	40	6
10/27/28	Fayetteville	L	12	27
10/26/29	College Station	L	13	14
10/25/30	Little Rock	L	0	13
11/3/34	College Station	T	7	7
11/2/35	Little Rock	L	7	14
10/31/36	College Station	L	0	18
10/30/37	Fayetteville	L	13	26
10/29/38	College Station	W	13	7
11/4/39	Fayetteville	W	27	0
11/2/40	College Station	W	17	0
11/1/41	Little Rock	W	7	0
10/31/42	College Station	W	41	0
10/30/43	Fayetteville	W	13	0
11/4/44	College Station	L	6	7
11/3/45	Fayetteville	W	34	0

11/2/46	College Station	L	0	7
11/1/47	Fayetteville	T	21	21
10/30/48	College Station	L	6	28
10/29/49	Fayetteville	L	6	27
11/4/50	College Station	W	42	13
11/3/51	Fayetteville	L	21	33
11/1/52	College Station	W	31	12
10/31/53	Little Rock	L	14	41
10/30/54	College Station	L	7	14
10/29/55	Fayetteville	T	7	7
11/3/56	College Station	W	27	0
11/2/57	Fayetteville	W	7	6
11/1/58	College Station	L	8	21
10/31/59	Fayetteville	L	7	12
10/29/60	College Station	L	3	7
11/4/61	Fayetteville	L	8	15
11/3/62	College Station	L	7	17
11/2/63	Little Rock	L	7	21
10/31/64	College Station	L	0	17
10/30/65	Little Rock	L	0	31
10/29/66	College Station	L	0	34
11/4/67	College Station	W	33	21
11/2/68	College Station	L	22	25
11/1/69	Fayetteville	L	13	35
10/31/70	College Station	L	6	45
10/30/71	Little Rock	W	17	9
11/4/72	College Station	W	10	7
11/3/73	Fayetteville	L	10	14
11/2/74	College Station	W	20	10
12/6/75	Little Rock	L	6	31
11/13/76	Little Rock	W	31	10
11/12/77	College Station	L	20	26
11/18/78	Little Rock	L	7	26
11/17/79	College Station	L	10	22
11/15/80	Fayetteville	L	24	27
11/14/81	College Station	L	7	10
11/13/82	Little Rock	L	0	35
11/12/83	College Station	W	36	23
11/17/84	Fayetteville	L	0	28
11/16/85	College Station	W	10	6
11/15/86	Little Rock	L	10	14
11/14/87	College Station	W	14	0
11/12/88	Fayetteville	L	20	25
11/24/89	College Station	L	22	23
11/17/90	Fayetteville	W	20	16
11/16/91	College Station	W	13	3
10/3/09	Arlington (Cowboys Stadium)	L	19	47
10/9/10	Arlington (Cowboys Stadium)	L	17	24
10/1/11	Arlington (Cowboys Stadium)	L	38	42
9/29/12	College Station	W	58	10
9/28/13	Fayetteville	W	45	33
9/27/14	Arlington (OT) (AT&T Stadium)	W	35	28
9/26/15	Arlington (OT) (AT&T Stadium)	W	28	21
9/24/16	Arlington (AT&T Stadium)	W	45	24



SOUTH CAROLINA

A&M leads, 3-0

8/28/14	Columbia	W	52	28
10/31/15	College Station	W	35	28
10/1/16	Columbia	W	24	13



ALABAMA

Alabama leads, 7-2

1/1/42	Dallas (Cotton Bowl)	L	21	29
1/1/68	Dallas (Cotton Bowl)	W	20	16
9/14/85	Birmingham	L	10	23
12/1/88	College Station	L	10	30
11/10/12	Tuscaloosa	W	29	24
9/14/13	College Station	L	42	49
10/18/14	Tuscaloosa	L	0	59
10/17/15	College Station	L	23	41
10/22/16	Tuscaloosa	L	14	33



FLORIDA

Florida leads, 2-1

10/13/62	Gainesville	L	6	42
1/2/77	El Paso (Sun Bowl)	W	37	14
9/8/12	College Station	L	17	20



MISSISSIPPI STATE

series tied, 5-5

1912	Houston	W	41	7
1913	College Station	L	0	6
1915	College Station	L	0	7
10/9/37	Tyler	W	14	0
12/31/00	Shreveport (OT) (Independence Bowl)	L	41	43
11/3/12	Starkville	W	38	13
11/9/13	College Station	W	51	41
10/4/14	Starkville	L	31	48
10/3/15	College Station	W	30	17
11/5/16	Starkville	L	28	35



THE AGGIES LOOK TO TAKE THE ADVANTAGE IN THE ALL-TIME SERIES AGAINST MISSISSIPPI STATE ON SATURDAY, OCTOBER 28, AT KYLE FIELD (5-5)



AUBURN

A&M leads, 5-2

1911	Dallas	W	16	0
1 / 1 / 86	Dallas	W	36	16
(Cotton Bowl)				
10 / 27 / 12	Auburn	W	63	21
10 / 19 / 13	College Station	L	41	45
11 / 8 / 15	Auburn	W	41	38
11 / 7 / 15	College Station	L	10	26
9 / 17 / 16	Auburn	W	29	16



NEW MEXICO

A&M leads, 3-0

10 / 16 / 26	College Station	W	63	0
9 / 6 / 08	Albuquerque	W	28	22
9 / 5 / 09	College Station	W	41	6



OLE MISS

A&M leads, 6-3

1911	College Station	W	17	0
1914	Dallas	W	14	7
9 / 13 / 75	College Station	W	7	0
9 / 6 / 80	Jackson	W	23	20
(Veterans Memorial Stadium)				
10 / 6 / 12	Oxford	W	30	27

10 / 12 / 13	Oxford	W	41	38
10 / 11 / 14	College Station	L	20	35
10 / 24 / 15	Oxford	L	3	23
11 / 12 / 16	College Station	L	28	29



LSU

LSU leads, 32-20-3

12 / 2 / 1899	College Station	W	52	0
11 / 19 / 1906	Baton Rouge	W	22	12
10 / 21 / 1907	College Station	W	11	5
10 / 17 / 1908	New Orleans	L	0	26
11 / 27 / 1913	Houston	T	7	7
10 / 31 / 1914	Dallas	W	63	9
10 / 14 / 16	Galveston	L	0	13
10 / 27 / 17	San Antonio	W	27	0
10 / 16 / 20	College Station	T	0	0
10 / 15 / 21	Baton Rouge	L	0	6
10 / 20 / 22	College Station	W	47	0
10 / 20 / 23	Baton Rouge	W	28	0
9 / 26 / 42	Baton Rouge	L	7	16
10 / 9 / 43	Baton Rouge	W	28	13
1 / 1 / 44	Miami	L	14	19
(Orange Bowl)				
10 / 14 / 44	Baton Rouge	W	7	0
10 / 13 / 45	College Station	L	12	31
10 / 12 / 46	Baton Rouge	L	9	33
10 / 11 / 47	Baton Rouge	L	13	19
10 / 9 / 48	Baton Rouge	L	13	14
10 / 8 / 49	Baton Rouge	L	0	34
9 / 24 / 55	Dallas	W	28	0
9 / 29 / 56	Baton Rouge	W	9	6
9 / 17 / 60	Baton Rouge	L	0	9
9 / 30 / 61	Baton Rouge	L	7	16
9 / 17 / 62	Baton Rouge	L	0	21
9 / 21 / 63	Baton Rouge	L	6	14
9 / 19 / 64	Baton Rouge	L	6	9

9 / 18 / 65	Baton Rouge	L	0	10
10 / 8 / 66	Baton Rouge	T	7	7
9 / 30 / 67	Baton Rouge	L	6	17
9 / 21 / 68	Baton Rouge	L	12	13
9 / 20 / 69	Baton Rouge	L	6	35
9 / 19 / 70	Baton Rouge	W	20	18
9 / 18 / 71	Baton Rouge	L	0	37
9 / 23 / 72	Baton Rouge	L	17	42
9 / 22 / 73	Baton Rouge	L	23	28
9 / 21 / 74	Baton Rouge	W	21	14
9 / 20 / 75	Baton Rouge	W	39	8
9 / 13 / 86	Baton Rouge	L	17	35
9 / 2 / 87	College Station	L	3	17
9 / 3 / 88	Baton Rouge	L	0	27
9 / 2 / 89	College Station	W	28	16
9 / 29 / 90	Baton Rouge	L	8	17
9 / 14 / 91	College Station	W	45	7
9 / 5 / 92	Baton Rouge	W	31	22
9 / 4 / 93	College Station	W	24	0
9 / 3 / 94	Baton Rouge	W	18	13
9 / 2 / 95	College Station	W	33	17
1 / 7 / 11	Arlington	L	24	41
(Cotton Bowl)				
10 / 20 / 12	College Station	L	19	24
11 / 23 / 13	Baton Rouge	L	10	34
11 / 27 / 14	College Station	L	17	23
11 / 28 / 15	Baton Rouge	L	7	19
11 / 24 / 16	College Station	L	39	54

OPPONENTS



2017 SEC BOWL LINEUP

(After College Football Playoff)

CAPITAL ONE ORANGE
 Dec. 30, 2017, 7 p.m. CT (ESPN)
 Hard Rock Stadium
 Miami Gardens, Fla.
 ACC vs. Big Ten/SEC/ND



BUFFALO WILD WINGS CITRUS
 Jan. 1, 2018, 12 p.m. CT (ABC)
 Camping World Stadium
 Orlando, Fla.
 SEC vs. Big Ten/ACC/ND



OUTBACK
 Jan. 1, 2018, 11 a.m. CT (ABC)
 Raymond James Stadium
 Tampa, Fla.
 SEC vs. Big Ten



FRANKLIN AMERICAN MORTGAGE MUSIC CITY
 Dec. 29, 2017, 3:30 p.m. CT (ESPN)
 Nissan Stadium
 Nashville, Tenn.
 SEC vs. ACC/Big Ten/ND



TAXSLAYER
 Dec. 30, 2017, 11 a.m. CT (ESPN)
 EverBank Field
 Jacksonville, Fla.
 SEC vs. Big Ten/ACC/ND



AUTOZONE LIBERTY
 Dec. 30, 2017, 11:30 a.m. CT (ESPN)
 Liberty Bowl Memorial Stadium
 Memphis, Tenn.
 SEC vs. Big 12



ADVOCARE V100 TEXAS
 Dec. 27, 2017, 8 p.m. CT (ESPN)
 NRG Stadium
 Houston, Texas
 SEC vs. Big 12



BELK
 Dec. 29, 2017, 12 p.m. CT (ESPN)
 Bank of America Stadium
 Charlotte, N.C.
 SEC vs. ACC



BIRMINGHAM
 Dec. 23, 2017, 11 a.m. CT (ESPN)
 Legion Field
 Birmingham, Ala.
 SEC vs. American



INDEPENDENCE
 Dec. 27, 2017, 12:30 p.m. CT (ESPN)
 Independence Stadium
 Shreveport, La.
 SEC vs. ACC/ND



CHAMPIONSHIP GAME QUICK FACTS

DATE Saturday, December 2
SITE Mercedes Benz Stadium; Atlanta, Ga.
CAPACITY 71,000
TELEVISION CBS
LARGEST CROWD 83,091 (Alabama vs. Florida, Legion Field) - 1992
LARGEST GEORGIA DOME CROWD 75,892 (Alabama vs. Florida) - 2008

The SEC's Eastern and Western Division winners will meet in Atlanta's Mercedes Benz Stadium to battle for the league championship and the right to represent the conference in the Bowl Championship Series. The 25th-annual title game is set for December 2, 2017, and will be nationally televised by CBS Sports.

The game is a result of a conference expansion, which saw Arkansas and South Carolina become the first members added in SEC history. Under NCAA regulations, a conference with 12 members may play an additional football game to determine its champion, provided the regular season is played in divisions.

The participants of the game are determined each year during the eight-game regular-season conference schedule, as the teams with the best overall SEC winning percentage in each division.

The 2009 SEC Championship Game earned a 11.8 rating and a 24 share, the highest rated SEC Championship Game in history.

The SEC Championship Game has also drawn capacity crowds in its short history. 1,796,193 fans have witnessed first-hand the pageantry of SEC Football at the 24 previous Championship Games.

The Championship Game has also drawn 23 capacity crowds in its 25-year history. Only 1993 (Birmingham) and 1995 (Atlanta) games were not sellouts.

SEC CHAMPIONSHIP GAMES

YEAR	RESULTS	ATTENDANCE	MVP, SCHOOL
1992	Alabama 28, Florida 21	83,091	Antonio Langham, Alabama
1993	Florida 28, Alabama 13	76,345	Terry Dean, Florida
1994	Florida 24, Alabama 23	74,751	Ellis Johnson, Florida
1995	Florida 34, Arkansas 3	71,325	Danny Wuerffel, Florida
1996	Florida 45, Alabama 30	74,132	Danny Wuerffel, Florida
1997	Tennessee 30, Auburn 29	74,896	Peyton Manning, Tennessee
1998	Tennessee 24, Mississippi State 14	74,795	Peerless Price, Tennessee
1999	Alabama 34, Florida 7	71,500	Freddie Milons, Alabama
2000	Florida 28, Auburn 6	73,427	Rex Grossman, Florida
2001	LSU 31, Tennessee 20	74,843	Matt Mauck, LSU
2002	Georgia 30, Arkansas 3	74,835	David Greene, Georgia
2003	LSU 34, Georgia 13	74,913	Justin Vincent, LSU
2004	Auburn 38, Tennessee 28	74,892	Jason Campbell, Auburn
2005	Georgia 34, LSU 14	73,717	D.J. Shockley, Georgia
2006	Florida 38, Arkansas 28	73,374	Percy Harvin, Florida
2007	LSU 21, Tennessee 14	73,832	Ryan Perrilloux, LSU
2008	Florida 31, Alabama 20	75,892	Tim Tebow, Florida
2009	Alabama 32, Florida 13	75,514	Greg McElroy, Alabama
2010	Auburn 56, South Carolina 17	75,802	Cam Newton, Auburn
2011	LSU 42, Georgia 10	74,515	Tyrann Mathieu, LSU
2012	Alabama 32, Georgia 28	75,624	Eddie Lacy, Alabama
2013	Auburn 59, Missouri 42	75,632	Tre Mason, Auburn
2014	Alabama 42, Missouri 13	73,526	Blake Sims, Alabama
2015	Alabama 29, Florida 15	75,320	Derrick Henry, Alabama
2016	Alabama 54, Florida 16	74,632	Reuben Foster, Alabama

SEC WEEK-BY-WEEK SCHEDULE

AUG. 31

Florida A&M at Arkansas
(Little Rock)

SEPT. 2

Alabama vs. Florida State
(Atlanta)
Georgia Southern at Auburn
Florida vs. Michigan
(Arlington)
Appalachian State at Georgia
Kentucky at Southern Mississippi
LSU vs. BYU
(Houston)
South Alabama at Ole Miss
Charleston Southern at Mississippi State
Missouri State at Missouri
South Carolina vs. North Carolina State
(Charlotte)
Vanderbilt at Middle Tennessee

SEPT. 3

Texas A&M at UCLA

SEPT. 4

Tennessee vs. Georgia Tech
(Atlanta)

SEPT. 9

Fresno State at Alabama
TCU at Arkansas
Auburn at Clemson
Northern Colorado at Florida
Georgia at Notre Dame
Eastern Kentucky at Kentucky
UT Chattanooga at LSU
UT Martin at Ole Miss
Mississippi State at Louisiana Tech
South Carolina at Missouri
Indiana State at Tennessee
Nicholls State at Texas A&M
Alabama A&M at Vanderbilt

SEPT. 16

Colorado State at Alabama
Mercer at Auburn
Tennessee at Florida
Samford at Georgia
Ole Miss at California
LSU at Mississippi State
Purdue at Missouri
Kentucky at South Carolina
Louisiana-Lafayette at Texas A&M
Kansas State at Vanderbilt



SEPT. 23

Arkansas vs. Texas A&M (Arlington)
Mississippi State at Georgia
Florida at Kentucky
Syracuse at LSU
Auburn at Missouri
Louisiana Tech at South Carolina
UMass at Tennessee
Alabama at Vanderbilt

SEPT. 30

Ole Miss at Alabama
New Mexico State at Arkansas
Mississippi State at Auburn
Vanderbilt at Florida
Eastern Michigan at Kentucky
Troy at LSU
Georgia at Tennessee
South Carolina at Texas A&M

OCT. 7

Ole Miss at Auburn
Missouri at Kentucky
LSU at Florida
Arkansas at South Carolina
Alabama at Texas A&M
Georgia at Vanderbilt

OCT. 14

Arkansas at Alabama
Texas A&M at Florida
Missouri at Georgia
Auburn at LSU
Vanderbilt at Ole Miss
BYU at Mississippi State
South Carolina at Tennessee

OCT. 21

Tennessee at Alabama
Auburn at Arkansas
LSU at Ole Miss
Kentucky at Mississippi State
Idaho at Missouri

OCT. 28

Georgia vs. Florida
(Jacksonville)
Tennessee at Kentucky
Arkansas at Ole Miss
Missouri at UConn
Vanderbilt at South Carolina
Mississippi State at Texas A&M

NOV. 4

LSU at Alabama
Coastal Carolina at Arkansas
South Carolina at Georgia
Ole Miss at Kentucky
UMass at Mississippi State
Florida at Missouri
Southern Miss at Tennessee
Auburn at Texas A&M
Western Kentucky at Vanderbilt

NOV. 11

Georgia at Auburn
Arkansas at LSU
Louisiana-Lafayette at Ole Miss
Alabama at Mississippi State
Tennessee at Missouri
Florida at South Carolina
New Mexico at Texas A&M
Kentucky at Vanderbilt

NOV. 18

Mercer at Alabama
Mississippi State at Arkansas
Louisiana-Monroe at Auburn
UAB at Florida
Kentucky at Georgia
Texas A&M at Ole Miss
Wofford at South Carolina
LSU at Tennessee
Missouri at Vanderbilt

NOV. 23

Ole Miss at Mississippi State

NOV. 24

Missouri at Arkansas

NOV. 25

Alabama at Auburn
Florida State at Florida
Georgia at Georgia Tech
Louisville at Kentucky
Texas A&M at LSU
Clemson at South Carolina
Vanderbilt at Tennessee

2017 OPPONENTS SCHEDULE

DATE	UCLA	NICHOLLS ST	LOUISIANA	ARKANSAS	SOUTH CAROLINA	ALABAMA
Sept. 2	TEXAS A&M (Sept. 3)	McNEESE (Aug. 31)	SE LOUISIANA	FLORIDA A&M	vs. NC State	vs. Florida State
Sept. 9	HAWAII	@ Texas A&M	@ Tulsa	TCU	@ Missouri	FRESNO STATE
Sept. 16	@ Memphis	PRAIRIE VIEW A&M	@ Texas A&M		KENTUCKY	COLORADO STATE
Sept. 23	@ Stanford	@ Sam Houston	UL MONROE	vs. Texas A&M	LOUISIANA TECH	@ Vanderbilt
Sept. 30	COLORADO	@ Lamar		NEW MEXICO STATE	@ Texas A&M	OLE MISS
Oct. 7		NORTHWESTERN ST	@ Idaho	@ South Carolina	ARKANSAS	@ Texas A&M
Oct. 14	@ Arizona	ABILENE CHRISTIAN	TEXAS STATE (Oct. 12)	@ Alabama	@ Tennessee	ARKANSAS
Oct. 21	OREGON		@ Arkansas State (Oct. 19)	AUBURN		TENNESSEE
Oct. 28	@ Washington	@ Incarnate Word		@ Ole Miss	VANDERBILT	
Nov. 4	@ Utah (Nov. 3)	HOUSTON BAPTIST	@ South Alabama	COASTAL CAROLINA	@ Georgia	LSU
Nov. 11	ARIZONA STATE	@ SFA	@ Ole Miss	@ LSU	FLORIDA	@ Mississippi State
Nov. 18	@ USC	@ SE Louisiana (Nov. 16)	NEW MEXICO STATE	MISSISSIPPI STATE	WOFFORD	MERCER
Nov. 25	CAL (Nov. 24)		GEORGIA SOUTHERN	MISSOURI (Nov. 24)	CLEMSON	@ Auburn
Dec. 2			@ Appalachian State			

DATE	FLORIDA	MISSISSIPPI STATE	AUBURN	NEW MEXICO	OLE MISS	LSU
Sept. 2	vs. Michigan	CHARLESTON SOUTHERN	GEORGIA SOUTHERN	ABILENE CHRISTIAN	SOUTH ALABAMA	vs. BYU
Sept. 9	NORTHERN COLORADO	@ Louisiana Tech	@ Clemson	NEW MEXICO STATE	UT-MARTIN	UT-CHATTANOOGA
Sept. 16	TENNESSEE	LSU	MERCER	@ Boise State (Sept. 14)	@ Cal	@ Mississippi State
Sept. 23	@ Kentucky	@ Georgia	@ Missouri	@ Tulsa		SYRACUSE
Sept. 30	VANDERBILT	@ Auburn	MISSISSIPPI STATE	AIR FORCE	@ Alabama	TROY
Oct. 7	LSU		OLE MISS		@ Auburn	@ Florida
Oct. 14	TEXAS A&M	BYU	@ LSU	@ Fresno State	VANDERBILT	AUBURN
Oct. 21		KENTUCKY	@ Arkansas	COLORADO STATE (Oct. 20)	LSU	@ Ole Miss
Oct. 28	vs. Georgia	@ Texas A&M		@ Wyoming	ARKANSAS	
Nov. 4	@ Missouri	UMASS	@ Texas A&M	UTAH STATE	@ Kentucky	@ Alabama
Nov. 11	@ South Carolina	ALABAMA	GEORGIA	@ Texas A&M	LOUISIANA	ARKANSAS
Nov. 18	UAB	@ Arkansas	LOUISIANA-MONROE	UNLV (Nov. 17)	TEXAS A&M	@ Tennessee
Nov. 25	FLORIDA STATE	OLE MISS	ALABAMA	@ San Diego St (Nov. 24)	@ Mississippi State (Nov. 23)	TEXAS A&M

OPPONENTS



THE 2017 AGGIES

VETERAN PLAYERS



OTARO ALAKA

LB • 6-3 • 240 • JR-2L

Houston, Texas
(Cypress Falls)

- Started every game at middle linebacker in 2016
- Team's top returning tackler with 74 stops last season

2016 (SOPHOMORE): Finished the season third on the team in tackles with 74, including 30 solo stops ... had two or more tackles in every game, including more than five in nine contests ... registered 9.0 tackles for loss with two coming via QB sack ... totaled 20 tackles in the final two games of 2016 with a career-high 11 vs. LSU and nine vs. Kansas State ... registered 1.5 TFLs at South Carolina to go along with seven tackles ... posted his first career sack against New Mexico State (Oct. 29) ... forced a fumble and recorded seven tackles against Alabama (Oct. 22).

2015: Was granted a medical redshirt after playing only sparingly early in the season before succumbing to a season-ending injury ... saw action in three games and made starts against Nevada and Arkansas before being shut down for the season ... made a season-high seven tackles against Nevada and had four stops off the bench against Ball State ... finished with 12 tackles, including one tackle for loss ... also deflected a pass in the endzone against Nevada.



OTARO ALAKA

2014 (FRESHMAN): Earned Defensive MVP honors in the AutoZone Liberty Bowl after recording a season high seven tackles and 1.5 tackles for a loss against West Virginia in the Liberty Bowl ... came on strong in the second half of the season with five starts to finish out the season ... had three or more tackles in the last six games ... finished with 33 tackles, including 21 solo hits in 12 games (five starts) ... had six tackles in his debut start against ULM ... contributed four solo tackles and two forced fumbles in road upset of No. 3 Auburn ... finished with 3.5 TFLs -- one vs. Auburn, one vs. Missouri and 1.5 vs. West Virginia.

HIGH SCHOOL: Coached by Kirk Eaton at Cypress Falls HS in Houston, Texas. ... chose Texas A&M over Texas, Florida State, LSU, Michigan and Oklahoma among others ... as a senior, Alaka made 88 tackles, including 20 total tackles for loss and 11 QB sacks ... as a junior, Alaka contributed 36 tackles, 12 total tackles for loss and three sacks. ... was a consensus four-star recruit.

PERSONAL: Otaroghene Alaka is the son of Ethel and Femi Alaka of Houston, Texas ... born May 18, 1996 ... management major.

CAREER STATISTICAL TOTALS

Defense	TAC	UT	AT	INT	QBS/YD	TFL/YD	PBU
2014	33	21	12	0	0/0	3.5-7	2
2015	12	2	10	0	0/0	1.0/-1	1
2016	74	30	44	0	2.0/-6	9.0/-14	1
Career	119	53	66	0	2.0/-6	13.5/-22	4

CAREER BESTS

- TACKLES** 11 vs. LSU, 2016
TFLS 2.0 vs. Kansas State, 2016 (Texas Bowl)



AUSTIN ANDERSON

OL • 6-4 • 297 • SO-1L

Mineola, Texas
(Mineola)

2016 (FRESHMAN): Saw action in four games, including the Texas Bowl vs. Kansas State ... also earned playing time vs. Prairie View A&M, New Mexico State and UTSA.

HIGH SCHOOL: Coached by Joe Drennon at Mineola High School in Mineola, Texas where he helped the Yellow Jackets to 2015 semifinals and a record of 14-1. 2014 District Offensive Line MVP ... ETSN.com East Texas Football Super Team's First Team ... 2015 Second Team All-State (AP) ... USA Today All-USA Texas Second Team ... 2015 District 8-3A Co-MVP ... 4-Star rating by ESPN .. 3-Star rating by 247Sports, Rivals, Scout ... also went to field regionals in basketball.

PERSONAL: Austin Anderson is the son of Leon and Amy Anderson ... born September 27, 1997 ... business administration major ... his twin brother, Riley, is also on the Aggies' roster ... achieved academic excellence off the field with a 4.0 GPA and No. 11 ranking in his graduating class ... his father played offensive line for Southern Mississippi and his grandfather, James Anderson, played running back for Stephen F. Austin University.



RILEY ANDERSON

OL • 6-5 • 294 • FR-RS

Mineola, Texas
(Mineola)

2016: Redshirted.

HIGH SCHOOL: Coached by Joe Drennan at Mineola High School in Mineola, Texas ... team was state runner ups in 2015 with a record of 12-4 and third place in the state in 2016 with a record of 14-1. ... Rated as a 4-star recruit by ESPN ... 2015 District 8-3A Co-MVP ... 2015 Second Team All-State.

PERSONAL: Riley Anderson is the son of Leon and Amy Anderson ... born September 27, 1997 ... business administration major ... his twin brother, Austin, is also on the Aggies' roster ... his father played offensive line for Southern Mississippi and his grandfather, James Anderson, played running back for Stephen F. Austin University.



JESSE BROWN

DL • 6-0 • 285 • JR-1L

Katy, Texas
(Katy / Navarro JC)

2016 (SOPHOMORE): Sturdy interior d-lineman produced six tackles while seeing action in five games ... had a season-high two stops against UTSA.

2015 (FRESHMAN/NAVARRO JC): Made 50 tackles in 10 games of action with two sacks.

HIGH SCHOOL: Was named to the Houston-area All-VYPE team as a senior at Katy High School in 2014.

PERSONAL: Jesse Brown is the son of David and Sheri Brown ... born July 18, 1996 ... recreation, parks and tourism sciences major.



KENDALL BUSSEY

RB • 5-9 • 200 • SO-1L

New Orleans, La.
(Isidore Newman)

2016 (FRESHMAN): Finished with 172 yards on 20 carries while seeing action in five games ... carried the ball seven times for 79 yards, including a 27-yard run, in the win over Prairie View (Sep. 10) ... posted a season high 87 yards on 10 carries, including a season-high 29 yard run ... also had a catch for five yards against New Mexico State ... finished the day with 122 all-purpose yards against the Aggies (Oct. 29).

2015: Redshirted.

HIGH SCHOOL: Coached by Nelson Stewart at Isidore Newman High School in New Orleans, La. ... two-time All-Metro pick in New Orleans ... gained over 2,000 all-purpose yards and scored a school-record 35 touchdowns while helping the Greenies to an 11-2 record and the state semifinals as a senior ... earned Class 2A First Team All-State (LSWA) and 8-2A Co-Offensive MVP honors ... rushed for 1,240 yards and 28 touchdowns and caught 33 passes for 514 yards and five more scores ... also had a pair of return touchdowns. ... also a New Orleans All-Metro pick in track and field ... four-star prospect chose Texas A&M over Nebraska and Tennessee.

PERSONAL: Kendall Bussey is the son of Kendall and Samica Bussey ... born Feb. 6, 1997 ... kinesiology major.

CAREER STATISTICAL TOTALS

Rushing	No.	YDS	AVG	TD	LP
2016	20	172	8.6	0	29
Career	20	172	8.6	0	29

CAREER BESTS

RUSHING YARDS 87 vs. New Mexico State, 2016
RUSHING ATTEMPTS 10 vs. New Mexico State, 2016



DESHAWN CAPERS-SMITH

DB • 6-0 • 192 • JR-2L

New Orleans, La.
(Warren Easton)

2016 (SOPHOMORE): Saw action in every game and earned five starts ... contributed 27 tackles with 20 coming on solo stops and broke up three passes ... posted a season-high nine tackles against Mississippi State and broke up a pass ... also contributed four tackles vs. Ole Miss and five vs. UTSA.

2015 (FRESHMAN): Contributed two tackles while seeing action in seven games for the Aggies.

HIGH SCHOOL: Coached by Tony Hull at Warren Easton High School in New Orleans, La. ... earned Gatorade Player of the Year in Louisiana and Louisiana's Mr. Football for his game-breaking play as a QB ... had a huge senior season with over 5,550 yards of total offense and more than 70 passing and rushing touchdowns ... completed 235-of-371 passes for 4,333 passing yards and 50 touchdowns against just two pickoffs ... also rushed for 1,318 yards and 22 touchdowns ... as a junior, he earned first-team all-district honors after accounting for 29 touchdowns from his QB position ... four-star prospect chose Texas A&M over Missouri, Ole Miss, Tennessee and UCLA.

PERSONAL: Deshawn Capers-Smith is the son of Charles Smith and Nicole Capers ... born Jan. 12, 1996 ... agricultural leadership and development major.

CAREER STATISTICAL TOTALS

Defense	TAC	UT	AT	INT	QBS/YD	TFL/YD	PBU
2015	2	2	0	0/0	0.0/0	0.0/0	0
2016	27	20	7	0/0	0.0/0	0.0/0	3
Career	29	22	7	0/0	0.0/0	0.0/0	3

CAREER BESTS

TACKLES 9 at Mississippi State, 2016



CLIFFORD CHATTMAN

DB • 6-5 • 190 • SO-1L

New Orleans, La.
(McDonogh 35)

2016 (FRESHMAN): Appeared in each of the Aggies last 12 games, mostly on special teams ... had a season high four tackles and broke up a pass against New Mexico State (Oct. 29) ... recovered a key fumble on a kickoff in A&M's win over Tennessee (Oct. 8).

HIGH SCHOOL: Coached by Wayne Reese at McDonogh 35 High School in New Orleans, La. ... 4-star rated by ESPN ... 3-Star rated by 247Sports, Scout and Rivals ... also played basketball.

PERSONAL: Clifford Chattman Jr. is the son of Clifford Chattman Sr. and Dwanda M. Sam ... born May 23, 1997 ... recreation, parks and tourism sciences major.

CAREER STATISTICAL TOTALS

Defense	TAC	UT	AT	INT	QBS/YD	TFL/YD	PBU
2016	7	5	2	0/0	0.0/0	0.0/0	1
Career	7	5	2	0/0	0.0/0	0.0/0	1

CAREER BESTS

TACKLES 4 vs. New Mexico State, 2016



CLYDE CHRISS

WR • 6-0 • 170 • FR-RS

New Orleans, La.
(Warren Easton)

2016: Redshirted.

HIGH SCHOOL: Coached by Tony Hull at Easton Warren High School in New Orleans, Louisiana ... received Best Teammate Award and Offensive MVP... 4-star wide receiver ... Rated No. 197 player in the nation, 11th best player in Louisiana and No. 40 receiver in the Class of 2016 (247Sports) ... Chose Texas A&M over Alabama, Arkansas, Auburn, UGA, LSU, Mississippi State, Ole Miss and Tennessee among others.

PERSONAL: Kelejawan "Clyde" Chriss is the son of Valerie Chriss ... born May 18, 1997 ... agricultural leadership and development major.



KALVIN CLINE

TE • 6-4 • 245 • GRAD-1L

Fort Lauderdale, Fla.
(Pine Crest / Virginia Tech)

• **Entering his final season of eligibility after coming to Texas A&M as a graduate transfer in 2016.**

2016 (JUNIOR): Saw action in every game with his lone catch being a 17-yard touchdown reception against New Mexico State.

2015 (SOPHOMORE/VT): Played in eight games ... had three catches for 38 yards ... had one catch for 31 yards against Furman ... Had two catches for seven yards against Miami.

2014: Played in two games before a knee injury ended his season ... was granted a medical redshirt.

2013 (FRESHMAN/VT): Played in 12 games, making seven starts ... logged 617 snaps on offense and three plays on special teams ... caught 26 passes for 321 yards and two touchdowns in his debut season ... his 26 receptions tied for the second-most by a Tech tight end in a season under head coach Frank Beamer ... was scheduled to redshirt, but was bumped to the dressed squad for the second game.

HIGH SCHOOL: Played for Coach Jim Pletcher at Pine Crest School ... played just one year of high school football ... was named all-district as a defensive end ... caught 19 passes for 411 yards and nine touchdowns, helping lead his team to a 9-2 record his senior year ... was a standout at basketball for Pine Crest, lettering five times and helping lead Pine Crest to a state title.

PERSONAL: Calvin Deschatelet Cline is the son of Mike and Francine Cline ... born Jan. 29, 1994 in Fort Lauderdale, Fla. ... earned his bachelor's degree in human development at Virginia Tech and is pursuing his master's degree in health education ... his father played football at Arkansas State and was drafted by the Green Bay Packers.



QUALEN CUNNINGHAM

DL • 6-3 • 240 • SR-3L

Chandler, Ariz.
(Hamilton)

2016 (JUNIOR): Appeared in all 13 games, earning one start against South Carolina (Oct. 1) ... recorded 17 tackles with one sack for a loss of 10 yards ... had a season-high three tackles in four games -- vs. Prairie View A&M, Tennessee, Alabama and New Mexico State.

2015 (SOPHOMORE): One of the team's most disruptive defenders off the bench ... saw action in all 13 games (no starts) ... contributed 18 tackles with 10 solo stops ... had two sacks (for a loss of 11 yards), two QB pressures and a fumble recovery ... had a total of 3.5 tackles behind the line of scrimmage for a loss of 15 yards ... earned the Academic Excellence Award at the annual team banquet.

2014 (FRESHMAN): Solid backup at defensive end in his first season ... contributed eight tackles, including five solo stops, in 12 games ... also posted 1.5 QB sacks and 2.5 tackles for loss ... had season-high three tackles vs. Rice.

HIGH SCHOOL: Coached by Steve Belles at Hamilton HS in Chandler, Ariz. ... two-time All-Arizona and Div. I first-team All-State selection ... Semper Fidelis All-American ... as a senior, Cunningham made 74 tackles



QUALEN CUNNINGHAM

with 19 quarterback sacks ... consensus four-star recruit ... chose Texas A&M over Michigan State, Oregon, USC, Arizona State and Oklahoma among others.

PERSONAL: Qualen Cunningham is the son of Debbie and Rick Cunningham of Chandler, Ariz. ... born Nov. 25, 1996 ... sport management major.

CAREER STATISTICAL TOTALS

Defense	TAC	UT	AT	INT	QBS/YD	TFL/YD	QBH
2014	8	5	3	0	1.5/7	2.5/8	5
2015	18	10	8	0	2.0/11	3.5/15	2
2016	17	8	9	0	1.0/10	1.0/10	0
Career	43	23	20	0	4.5/28	7.0/33	7

CAREER BESTS

TACKLES 4 vs. Western Carolina, 2015



CHRISTIAN DAIMLER

OL • 6-7 • 320 • GRAD-TR

Houston, Texas
(Stratford / Oklahoma)

• Graduate transfer from the University of Oklahoma

2016 (JUNIOR): Made career debut vs. Louisiana-Monroe ... also saw action in games at TCU and vs. Kansas.

2015 (SOPHOMORE): Did not play.

2014 (FRESHMAN): Did not play.

2013: Redshirted.

HIGH SCHOOL: Three-star recruit by Rivals, ESPN, Scout, PrepStar and

247Sports ... added 71 pounds to his frame in last three years ... No. 43 offensive tackle by Scout, No. 80 by 247Sports, No. 95 by ESPN and No. 162 by 247Sports ... No. 158 player in Texas by ESPN ... also had offers from Arizona State, Colorado, Colorado State, Texas A&M, UNLV and Washington State.

PERSONAL: Son of Bob and Tracy Daimler ... earned his bachelor's degree in communication.



QUARTNEY DAVIS

WR • 6-2 • 200 • FR-RS

Houston, Texas
(Langham Creek)

2016: Redshirted.

HIGH SCHOOL: Coached by Todd Thompson at Langham Creek High School in Houston, Texas ... grabbed 53 passes for 961 yards and 10 touchdowns during his senior year ... chose Texas A&M over Oklahoma State, Ole Miss, Houston, Kansas, California, Colorado, Georgia, Tennessee, Utah, UCLA and Purdue among others ... Rivals 4-star recruit ... No. 128 player in the country, No. 24 receiver in the nation and the No. 21 player in the state of Texas ... 2015 Second Team All-Greater Houston ... also competed in track and field.

PERSONAL: Quartney Davis is the son of Courtney Davis and Nichole Thomas ... born April 7, 1998 ... business administration major ... has one sibling, Quemari Polk.



KELLEN DIESCH

OL • 6-5 • 307 • FR-RS

Trophy Club, Texas
(Byron Nelson)

2016: Redshirted.

HIGH SCHOOL: Coached by Brian Polk at Byron Nelson High School in Trophy Club, Texas ... earned 2015 All-District and 2012 All-Star accolades ... Rivals 4-star recruit ... Rated No. 105 player in the nation; 17th best player in Texas; No. 10 offensive tackle in Texas ... chose Texas A&M over Alabama, Tennessee, Arkansas, Baylor, Florida, Oklahoma, Ole Miss, Texas and Southern Cal among others.

PERSONAL: Kellen Diesch is the son of Mank and Amy Diesch ... born August 23, 1997 ... business administration major ... has one brother, Kyle, and one sister, Callie.

THE AGGIES



TYREL DODSON

LB • 6-2 • 242 • SO-1L

Franklin, Tenn.
(Centennial)

2016 (FRESHMAN): Appeared in every game off the bench ... recorded 27 tackles including 1.5 for a loss on the season ... recovered a fumble in the victory over Arkansas (Sep. 24) ... had a career high five tackles in his first game against UCLA (Sep. 3) ... recorded a tackle for loss at Auburn (Sep. 17).

HIGH SCHOOL: Coached by Brian Rector at Centennial High School ... chose Texas A&M over Arkansas, Kentucky, Missouri and others ... recorded 111 tackles, 32 of which were for a loss, eight sacks, two interceptions, and two defensive touchdowns ... on offense, had over 500 receiving yards and scored 16 touchdowns ... as a junior, made 74 tackles, 16 tackles for loss with eight sacks ... 2014 11-3A Defensive MVP ... 2015 Class 5A Mr. Football ... 2015 5A First Team All-State (TSWA) ... 4-star rated by 247Sports and Rivals.

PERSONAL: Tyrel Dodson is the son of Angela Sparkman ... born June 25, 1998 ... business administration major ... has one brother Tynn Sparkman.

CAREER STATISTICAL TOTALS

Defense	TAC	UT	AT	FR	QBS/YD	TFL/YD	PBU
2016	27	15	12	1	0.0/0	1.5/6	0
Career	27	15	12	1	0.0/0	1.5/6	0

CAREER BESTS

TACKLES 5 vs. UCLA, 2016
TFLS 1.0 at Auburn, 2016



TYREL DODSON



JUSTIN DUNNING

LB • 6-4 • 255 • SO-1L

Whitehouse, Texas
(Whitehouse)

2016: Redshirted after suffering a season-ending injury during fall camp.

2015 (FRESHMAN): Made an impact off the bench as a true freshman with 20 tackles, including 13 solo stops ... posted a team-high nine tackles in the Aggies' win over Ball State ... also had four stops vs. Auburn and five against Western Carolina ... made an interception (return of 7 yards) vs. Western Carolina ... saw action in 11 of 13 games.

HIGH SCHOOL: Coached by Adam Cook at Whitehouse High School ... was Nike's The Opening Defensive MVP ... earned all-district honors as a senior after making 79 tackles, including five for loss of yardage ... also had four interceptions ... missed his junior season due to injury ... as a sophomore, he earned district newcomer of the year honors after making 62 tackles with five interceptions and six broken up passes ... also received all-state mention as a sophomore ... four-star prospect chose Texas A&M over Baylor, Florida State, LSU, Oklahoma and Texas.

PERSONAL: Justin Dunning is the son of Joe and Dunning ... born July 10, 1997 ... university studies major with a concentration in business.

CAREER STATISTICAL TOTALS

Defense	TAC	UT	AT	INT	QBS/YD	TFL/YD	PBU
2015	20	13	7	1/7	0.0/0	0.0/0	0
Career	20	13	7	1/7	0.0/0	0.0/0	0

CAREER BESTS

TACKLES 9 vs. Ball State, 2015



LANDIS DURHAM

DE • 6-3 • 255 • JR-2L

Plano, Texas
(Plano East)

2016 (SOPHOMORE): Transitioned from linebacker to defensive end ... contributed three tackles, including one for a loss of nine yards ... also had a QB hurry ... saw action in four games.

2015 (FRESHMAN): Contributed three tackles while seeing action in five games ... had two stops against Ball State.

HIGH SCHOOL: Coached by Joey McCullough at Plano East High School ... Earned all-district honors for three seasons ... named All-Collin County Utility Player of the Year by the Plano Courier after making 42 tackles, two sacks and 32 QB pressures while seeing action at defensive end, linebacker and running back ... as a junior, he made 91 tackles with two pickoffs and two QB sacks ... earned district newcomer of the year honors as sophomore ... three-star prospect chose Texas A&M over Baylor, Mississippi State, Nebraska and TCU.

PERSONAL: Landis Durham is the son of DeAnn and Robert Durham ... born Aug. 31, 1997 ... university studies major with a concentration in business.

CAREER STATISTICAL TOTALS

Defense	TAC	UT	AT	INT	QBS/YD	TFL/YD	PBU
2016	3	1	2	0	0.0/0	1.0/9	0
2015	3	0	3	0	0.0/0	0.0/0	0
Career	6	1	5	0	0.0/0	1.0/9	0



RONEY ELAM

DB • 6-2 • 185 • SO-1L

Newton, Texas
(Newton)

2016 (FRESHMAN): Saw action in 12 games ... recorded seven tackles, including four solo stops ... broke up a pass against New Mexico State ... recorded a season-high three tackles against UTSA (Nov. 19) ... received the Academic Excellence Award at the 2016 team banquet.

2015: Redshirted.

HIGH SCHOOL: Coached by W.T. Johnston at Newton High School ... as a senior in Class 3A, Elam earned first-team all-state honors and district MVP honors after making 66 tackles, with three forced fumbles and two recovered fumbles ... made five interceptions and returned two for touchdowns ... blocked an amazing four field goal tries ... on offense, he contributed 347 rushing yards and eight touchdowns, while completing 22-of-61 passes for 498 yards ... was all-district on offense and defense as a junior ... contributed 23 tackles with five interceptions on defense ... on offense, he passed for 976 yards and 11 touchdowns while rushing for 515 yards and seven scores ... was named district's top newcomer as a sophomore after making 57 tackles with six pickoffs.

PERSONAL: Roney Elam is the son of Merry Steele ... born March 6, 1996 ... recreation, parks and tourism sciences major.



KWAME ETWI

RB • 5-9 • 200 • JR-2L

Conroe, Texas
(Oak Ridge)

2016 (SOPHOMORE): Rushed for 63 yards on 10 carries with one touchdown in four appearances ... gained 32 yards with a touchdown on five carries vs. Prairie View A&M ... contributed 23 yards on four carries vs. New Mexico State.

2015 (FRESHMAN): Rushed for 151 yards on 20 carries (7.6 average) in six games of action ... Surpassed the 100-yard mark in rushing yards against Ball State with 116 yards on 12 carries in his collegiate debut.

HIGH SCHOOL: 2015 graduate of Oak Ridge HS ... coached by Derek Rush at Oak Ridge ... was the District 16-6A Offensive MVP after rushing for 1,432 yards and 16 touchdowns and adding over 400 receiving yards and five more scores for the War Eagles ... also named Montgomery Country Offensive MVP and team MVP ... a good student, Etwi graduated in the top 15 percent of his class and was a member of the NHS.

PERSONAL: Kwame Etwi is the son of Amp and Vivian Etwi-Yeboah ... was born March 15, 1997 in Kumasi, Ghana ... industrial engineering major.

CAREER STATISTICAL TOTALS

Rushing	Att.	YDS	AVG	TD	LP
2015	20	151	7.6	0	42
2016	10	63	6.3	1	15
Career	30	214	7.1	1	42

CAREER BESTS

RUSHES 12 vs. Ball State, 2015
RUSH YARDS 116 vs. Ball State, 2015
LONG RUSH 42 vs. Ball State, 2015



KEITH FORD



KEITH FORD

RB • 5-11 • 215 • SR-1L

Cypress, Texas
(Cypress Ranch / Oklahoma)

• **Transfer from Oklahoma made nine starts at running back**

2016 (JUNIOR): Ranked second on the team with 669 rushing yards on 126 carries while seeing action in all 13 games ... made nine starts for the season, including starts in each of the Aggies' final five games ... posted six rushing touchdowns, including two against Prairie View A&M and Ole Miss ... also gained 140 yards on eight kickoff returns (17.5 average) ... had a season-high 100 yards on 15 carries vs. LSU ... had a season-high 15 carries vs. LSU and Alabama ... had 10-plus carries in seven games, including the last three of the season.

2015: Sat out season per NCAA transfer regulations ... impressive in workouts, Ford was named the Offensive Scout Team MVP at the football banquet.

2014 (SOPHOMORE/OU): Rushed for 369 yards and five touchdowns on 63 carries as sophomore at Oklahoma ... ran for career-high 91 yards on nine carries and caught team-high three passes for 34 yards against Oklahoma State ... earned starts against Kansas, Tennessee and Tulsa and saw action in eight total games.

2013 (FRESHMAN/OU): Saw action in 10 games as a freshman ... gained 134 yards with a touchdown on 23 carries.

HIGH SCHOOL: Five-star recruit by Scout.com ... four-star recruit by ESPN.com, Rivals.com, 247sports.com and PrepStar.com ... ESPNU Top 150 ... starting RB for the White team in the Under Armour All-American

Game ... rushed for 1,868 yards and 24 TDs as a senior ... No. 3 RB (ESPN.com) ... No. 4 RB (247sports.com) ... No. 5 RB (Scout.com) ... No. 7 RB (Rivals.com) ... No. 2 player in Texas (ESPN.com) ... No. 4 player in Texas (247sports.com) ... No. 6 player in Texas (Rivals.com)

PERSONAL: Keith Ford is the son of Mary and Keith Ford Sr. ... born April 18, 1994 ... recreation, park and tourism sciences major.

CAREER STATISTICAL TOTALS
(Texas A&M only)

Rushing	No.	YDS	AVG	TD	LP
2016	126	669	5.3	6	28
Career	126	669	5.3	6	28

Kick Returns	No.	YDS	AVG	TD	LP
2016	8	140	17.5	0	30
Career	8	140	17.5	0	30

CAREER BESTS
(Texas A&M only)

RUSHING YARDS 100 vs. LSU, 2016
ATTEMPTS 15 vs. Alabama, LSU, 2016
RUSHING TDS 2 vs. PVAMU, Ole Miss, 2016
LONG RUSH 28 vs. LSU, 2016



**AUSTIN
FREY**

DS • 6-1 • 225 • JR-2L

Tomball, Texas
(Homeschool)

2016 (SOPHOMORE): Appeared in 12 games as the Aggies' deep snapper on punts ... also recorded three tackles on punt coverage including two key stops against UCLA.

2015 (FRESHMAN): Was the Aggies' deep snapper on punt and placekicks ... played a big role in the all-conference seasons by punter Drew Kaser and placekicker Taylor Bertolet.

PERSONAL: Austin Frey is the son of Jack and Jennifer Frey ... born Sept. 18, 1995 ... university studies major with a concentration in education and human development.



**TRAVON
FULLER**

DB • 6-1 • 170 • FR-RS

Athens, Texas
(Athens)

2016: Redshirted.

HIGH SCHOOL: Coached by Paul Essary at Athens High School in Athens, Texas ... district champions in 2014 with a record of 10-1 ... as a senior, Fuller recorded 54 tackles, two interceptions, one forced fumble and seven pass breakups ... had seven interceptions during his junior campaign ... three-time all-district and All-State honorable mention ... was a three sport athlete playing basketball, football and competing for the track & field team.

PERSONAL: Travon Fuller is the son of Chris and Yashika Tatum ... born June 16, 1998 ... business administration major ... has two siblings, Makiyah and Alloriyah.



**RILEY
GARNER**

LB • 6-3 • 220 • JR-2L

College Station, Texas
(A&M Consolidated)

2016 (SOPHOMORE): Saw action in all 13 games with a primary role on kick coverage units ... recorded three solo tackles on the season.

2015 (FRESHMAN): Made a significant impact on special teams with a team-best 13 tackles on kickoff and punt coverage units ... saw action in every game ... totaled 17 tackles with seven solo stops ... had a season-high four tackles twice -- vs. Ball State and Western Carolina.

HIGH SCHOOL: Coached by David Raffield at A&M Consolidated High School in College Station, Texas ... missed his senior season at Consol due to an injury ... as a junior, Garner earned first-team all-district honors after making 110 tackles with five forced fumbles and four recovered fumbles ... returned two of those fumble recoveries for touchdowns ... three-star prospect chose Texas A&M over Arkansas, Colorado, Fresno State and Utah.

PERSONAL: Riley Garner is the son of Kerry and Sky Garner of College Station, Texas ... born May 23, 1996 ... business administration major.

CAREER STATISTICAL TOTALS

Defense	TAC	UT	AT	INT	QBS/YD	TFL/YD	PBU
2015	17	7	10	0	0.0/0	0.0/0	0
2016	3	3	0	0	0.0/0	0.0/0	0
Career	20	10	10	0	0.0/0	0.0/0	0

CAREER BESTS

TACKLES 4 vs. Ball State, 2015
 4 vs. Western Carolina, 2015



**CULLEN
GILLASPIA**

LB • 6-2 • 234 • JR-1L

Katy, Texas
(Taylor)

- Served as the 12th Man every game in 2016
- Team's Special Teams Co-MVP

2016 (SOPHOMORE): Named the Aggies' 12th Man and was awarded a scholarship after fall camp ... the special teams ace wore the hallowed #12 jersey in every game and earned Special Teams Co-MVP honors at the annual team banquet ... led the team with six tackles on special teams and also forced a fumble and recovered a fumble on coverage units ... for the season, Gillaspia posted nine tackles, including six solo stops ... had a season-high three tackles against UCLA and Tennessee.

2015 (FRESHMAN): Walk-on appeared in three games (Arizona State, Ole Miss, LSU), primarily on special teams ... registered first career tackle against LSU.

2014: Redshirted.

HIGH SCHOOL: Was a two-sport star at Katy Taylor High School ... an all-district linebacker and return specialist, who also excelled in baseball ... served as vice president of the student body.

PERSONAL: Cullen Gillaspia is the son of Joy and Dan Gillaspia ... has one brother, Carson ... environmental geoscience major.



CULLEN GILLASPIA

CAREER STATISTICAL TOTALS

Defense	TAC	UT	AT	INT	QBS/YD	TFL/YD	PBU
2015	1	0	1	0	0.0/0	0.0/0	0
2016	9	6	3	0	0.0/0	0.0/0	0
Career	10	6	4	0	0.0/0	0.0/0	0

CAREER BESTS

TACKLES 3 vs. UCLA, 2016
 3 vs. Tennessee, 2016



AARON HANSFORD

WR • 6-3 • 230 • FR-RS

Washington, D.C.
 (St. John's College)

2016: Saw limited action in two games before suffering a season-ending injury, granted a medical redshirt.

HIGH SCHOOL: Coached by Joe Patterson at St. John's College High School in Washington, D.C. ... Rated as a 4-Star prospect by 247Sports, ESPN, Scout, Rivals ... played in the 2015 Under Armour All-American ... named 2015 First Team All-USA Today D.C. ... ran track in high school ... also a member of the FCA (Fellowship of Christian Athletes) at St. John's.

PERSONAL: Aaron Hansford is the son of Adam and Maudeva Hansford ... born February 23, 1998 ... communication major ... has two siblings, Manny and Gabby ... both parents were both collegiate track athletes.



NICK HARVEY

DB • 5-10 • 185 • SR-3L

Lancaster, Texas
 (Richmond Travis)

• **Returning starter at cornerback**

2016 (JUNIOR): Started 12 games at cornerback, leading the Aggies with 10 broken up passes ... ranked fourth on the team with 66 tackles, including 46 solo stops ... returned one punt on the season and took it 73 yards for a touchdown ... recorded career high in tackles and tackles for loss with 11 and 1.5 against UCLA ... had at least five tackles in eight of 12 games ... had multiple passes broken up in three games ... recovered a fumble and recorded six tackles against Tennessee ... hauled in his first career pick on the road against Mississippi State ... missed the UTSA game due injury.

2015 (SOPHOMORE): Ranked as the Aggies' top pass defender off the bench with 29 tackles and four pass breakups while seeing extensive action in every game ... also contributed two tackles for loss of yardage ... had a season-high five tackles against LSU ... also saw limited action as a returner.

2014 (FRESHMAN): Solid first season with 14 tackles while seeing action in every game ... made a start against SMU ... had a season-high four tackles against Mississippi State ... contributed three tackles and a tackle for loss against Alabama ... returned four punts for 62 yards with a long of 30 against Lamar.

HIGH SCHOOL: Coached by Randy Cunningham at Travis HS in Richmond, Texas ... U.S. Army All-American ... three-time all-district pick ... as a senior, Harvey completed 38-of-72 passes for 531 yards and 6 touchdowns; had 64 carries for 364 yards and 10 touchdowns and made 26 receptions for 283 yards and six touchdowns ... earned first-team all-state honors as a junior after making 50 tackles, six interceptions and 15 PBUs.

PERSONAL: Nick Harvey is the son of Lela and Phillip Harvey of Houston, Texas ... born Nov. 3, 1995 ... university studies major with a concentration in agriculture and life sciences.

CAREER STATISTICAL TOTALS

Defense	TAC	UT	AT	INT	QBS/YD	TFL/YD	PBU
2014	14	10	4	0	0/0	1.0/6	0
2015	29	19	10	0	0/0	2.0/2	4
2016	66	46	20	1	0/0	1.5/1	10
Career	109	75	34	1	0/0	4.5/9	14

CAREER BESTS

TACKLES11 vs. Tennessee, 2016
PASSES BROKEN UP2 vs. Arkansas, 2016
 2 vs. Tennessee, 2016
 2 vs. New Mexico State, 2016
LONG PUNT RETURN ...73 vs. Prairie View A&M, 2016

THE AGGIES



ZAYCOVEN HENDERSON

DL • 6-2 • 305 • SR-3L

Longview, Texas
(Longview)

- **Returning starter at defensive tackle**
- **Ranked fourth on the team with 10.0 tackles for loss and had at least one TFL in eight games (most on the team)**

2016 (JUNIOR): Started all 13 games for the Aggies at defensive tackle ... recorded 40 tackles with 3.0 QB sacks and 10.0 tackles for loss ... suffered a foot injury early in the Aggies' bowl game vs. Kansas State ... active defender posted three or more tackles in nine of 14 games, including a season-best five tackles vs. Mississippi State and UTSA ... forced a fumble and recovered two others ... his 10 TFLs were fourth-most on the team ... had at least one TFL in eight games, which was the most on the team ... also contributed a pair of QB hurries.

2015 (SOPHOMORE): Disruptive defender off the bench with 28 tackles, including 6.5 tackles for losses ... had 3.0 QB sacks ... was suspended for first two games of 2015, but saw action in the final 11 games, including a start against Vanderbilt ... posted a season-high five tackles against Alabama.

2014 (FRESHMAN): Contributed 13 tackles in 11 games of action, which included a start against LSU ... posted a season-high five tackles in his first-career start vs. LSU ... was an early enrollee and went through spring drills with the Aggies.



ZAYCOVEN HENDERSON

HIGH SCHOOL: Coached by John King at Longview HS in Longview, Texas ... named All-District 12-5A and to the 5A Region II "Elite Team" by TexasHSfootball.com after making 36 tackles as a senior ... as a junior, Henderson contributed 48 tackles ... consensus four-star prospect.

PERSONAL: Zaycoven Henderson is the son of Melissa and Chregg Henderson of Longview, Texas ... born Dec. 6, 1994 ... agricultural leadership and development major.

CAREER STATISTICAL TOTALS

Defense	TAC	UT	AT	INT	QBS/YD	TFL/YD	QBH
2014	13	4	19	0	0/0	0/0	0
2015	28	16	12	0	3.0-19	6.5/28	0
2016	40	16	24	0	3.0/14	10.0/34	2
Career	81	36	45	0	6.0/33	16.5/62	2

CAREER BESTS

- TACKLES**5 vs. LSU, 2014
5 vs. Alabama, 2015
5 at Mississippi State, 2016
5 vs. UTSA, 2016
- TACKLES FOR LOSS**2.0 vs. UTSA, 2016



JAKE HUBENAK

QB • 6-3 • 215 • SR-2L

Georgetown, Texas
(Georgetown HS / Blinn JC)

- **Team's top returning passer with 1,283 career yards and nine TDs (3 interceptions) on 101-of-179 attempts**
- **Has made starts against Louisville, Ole Miss and UTSA and seen action in 13 games over the past two seasons**

2016 (JUNIOR): Saw action in seven games with starts against Ole Miss and UTSA ... completed 61-of-104 passes for 884 yards and six touchdowns with 2 interceptions ... also carried the ball 31 times for 44 yards ... stepped in for the injured Trevor Knight late in the second quarter against Mississippi State and threw for 222 yards and two touchdowns on 11-of-17 passing ... threw for more than 200 yards in each of his two starts -- 213 yards and two touchdowns on 16-of-27 passing vs. Ole Miss and 248 yards and a score on 19-of-32 attempts vs. UTSA..

2015 (SOPHOMORE): Saw action in six games during the regular season with one start ... completed 40-of-75 passes for 399 yards and three touchdowns ... in his first extensive action, Hubenak was 6-of-11 for 46 yards vs. Ole Miss ... completed 5-of-12 passes for 32 yards and a TD pass against Auburn ... was named the Aggie starter before the Music City Bowl and completed 28-of-48 passes for 307 yards and two touchdowns ... was a late addition to the Aggies 2015 signing class, officially joining the Aggies' roster in June.

2014 (FRESHMAN/BLINN JC): Coached by Keith Thomas at Blinn Junior College in Brenham, Texas ... led the NJCAA with more than 4,000 passing yards as a redshirt freshman in 2014 ... completed 216-of-333 passes (64.9 percent) for 4,052 yards and 47 touchdowns against only nine pickoffs in eight games of action ... was teammates with fellow signee Damion Ratley at Blinn.

2013: Redshirted as a walk-on at Oklahoma State in 2013.

HIGH SCHOOL: Played for Jason Dean at Georgetown High School ... All-Central Texas Player of the Year by the Austin American-Statesman, Class 4A Player of the Year, all-state and district MVP ... led the team to a 19-1 record as a starter, with his lone loss coming in the state



JAKE HUBENAK

championship game, where he threw for 318 yards, three touchdowns and rushed for 60 yards ... threw for 4,108 yards and 48 touchdowns as a senior.

PERSONAL: Jake Hubenak was born March 17, 1995 in Austin, Texas ... son of Coco and Trish Hubenak ... university studies major with a concentration on business in the Mays Business School.

CAREER STATISTICAL TOTALS

Passing	Cmp-Att	Pct.	Yds.	TD	INT	LG	Avg./G	Tot. O
2015	40-75	53.3	399	3	1	36	66.5	67.7
2016	61-104	58.7	884	6	2	69	147.3	154.7
Career	101-179	56.4	1,283	9	3	69	106.9	111.2

CAREER BESTS

- COMPLETIONS** 28 vs. Louisville, 2015
- ATTEMPTS** 48 vs. Louisville, 2015
- PASSING YARDS** 307 vs. Louisville, 2015
- PASSING TDS** 2 three times
- LONG PASS** 69 vs. Ole Miss, 2016



JAMAL JEFFERY

DB • 5-9 • 180 • SR-2L

Lufkin, Texas
(Lufkin)

• **Transitioned from wide receiver to defensive back during 2017 spring drills**

2016 (JUNIOR): Caught six passes in seven games for a total of 74 yards ... recorded two catches for 33 yards and a long of 31 against New Mexico State.

2015 (SOPHOMORE): Contributed two catches while seeing action in five games.

2014 (FRESHMAN): Made two catches for 12 yards while seeing action in two games (Lamar and SMU) ... had both catches in the Aggies' blowout win over Lamar.

HIGH SCHOOL: Coached by Todd Quick at Lufkin HS in Lufkin, Texas ... had 28 catches for 413 yards and four touchdowns before suffering an injury as a senior ... as a junior, he earned second-team All-District 14-5A honors after making 27 catches for 572 yards and six scores ... a three-star prospect, Jeffery chose Texas A&M over Texas Tech, Missouri and Oklahoma State.

Personal: Jamal Jeffery is the son of Gayfer and Jerry Jeffery of Lufkin, Texas ... born Sept. 14, 1995 ... agricultural leadership and development major.

CAREER STATISTICAL TOTALS

Receiving	Rec.	YDS	AVG	TD	LP
2014	2	12	6.0	0	9
2015	2	-1	-0.5	0	1
2016	6	74	12.4	0	31
Career	10	85	8.5	0	31



JARRETT JOHNSON

DL • 6-3 • 260 • SR-3L

Katy, Texas
(Seven Lakes)

2016 (JUNIOR): Recorded 19 tackles and 4.5 sacks in 12 games of action ... started three games in replacement of the injured Myles Garrett on the defensive line and made 12 of his 19 tackles in those games ... notched two sacks for a loss of 14 yards against Prairie View A&M including a safety... posted a career high in tackles with six against Tennessee to go along with 1.5 TFLs and a forced fumble.

2015 (SOPHOMORE): Contributed 22 tackles, including 3.0 tackles for loss of yardage (-7) ... saw action as a reserve in every game ... listed No. 2 at defensive end behind All-American Myles Garrett on the depth chart ... had a season-high four tackles against Ball State.

2014 (FRESHMAN): Solid first season with nine tackles, including a tackle for loss, in 11 games of action ... had a season-high five tackles, including a tackle for loss, against ULM.

HIGH SCHOOL: Coached by Lydell Wilson at Seven Lakes HS in Katy, Texas ... Earned District 19-5A Defensive Player of the Year honors as a senior after making 59 tackles, nine tackles for loss and four sacks ... also named first-team All-Greater Houston by the Houston Chronicle ... consensus three-star prospect chose Texas A&M over Texas, Missouri and Oklahoma among others.

Personal: Jarrett Johnson is the son of Tikisha and Superion Johnson of Richmond, Texas ... born Nov. 6, 1995... geology major.

CAREER STATISTICAL TOTALS

Defense	TAC	UT	AT	INT	QBS/YD	TFL/YD	QBH
2014	9	4	5	0	0.0/0	1.0/4	0
2015	22	8	14	0	0.0/0	3.0/7	0
2016	19	11	8	0	4.5/18	6.5/21	1
Career	50	23	27	0	4.5/18	10.5/32	1

CAREER BESTS

- TACKLES** 6 vs. Tennessee, 2016
- QB SACKS** 2.0 vs. Prairie View A&M, 2016
- TACKLES FOR LOSS** 2.0 vs. Prairie View A&M, 2016

THE AGGIES



KINGSLEY KEKE

DL • 6-4 • 300 • JR-2L

Richmond, Texas
(George Ranch)

• **Returning starter at defensive tackle**

2016 (SOPHOMORE): Produced 37 tackles, including 4.0 QB sacks and 7.0 tackles for loss, while seeing action in all 13 games ... earned the starting job early in the season and started the final nine games of the season ... had a season-high eight tackles in the bowl game against Kansas State ... had a season-high 2.0 TFLs against Alabama and New Mexico ... also batted down four opponent aerials ... his four QB sacks ranked No. 4 on the team.

2015 (FRESHMAN): Contributed eight tackles, including sharing a tackle for loss, while seeing action in every game at defensive tackle ... had a season-high two stops against Arkansas.

HIGH SCHOOL: Coached by Ricky Tullios at George Ranch High School in Richmond, Texas ... as a senior at George Ranch, Keke was a finalist for the Greater Houston Rotary Lombardi Award after making 60 tackles, including 10 tackles for loss and five sacks ... also blocked a pair of kicks ... also earned all-state honors ... for his high school career, Keke made 158 tackles, 39 TFL, 19 sacks, 53 QB pressures and five forced fumbles ... a four-star prospect by ESPN, Keke chose Texas A&M over Florida, Oklahoma and Texas.

PERSONAL: Kingsley Keke is the son of Alphonsus and Bernadette Keke ... born Sept. 26, 1996 ... agricultural leadership and development major.



KINGSLEY KEKE

CAREER STATISTICAL TOTALS

Defense	TAC	UT	AT	INT	QBS/YD	TFL/YD	PBU
2015	8	2	6	0	0.0/0	0.5/0	0
2016	37	16	21	0	4.0/15	7.0/20	4
Career	45	18	27	0	4.0/15	7.5/20	4

CAREER BESTS

TACKLES 6 vs. Kansas State, 2016
TACKLES FOR LOSS 2.0 vs. Alabama, 2016
 2.0 vs. New Mexico, 2016



CHRISTIAN KIRK

WR • 5-11 • 200 • JR-2L

Scottsdale, Ariz.
(Saguaro)

- **2017 preseason All-American (WR, PR)**
- **2016 third-team All-American (A-P) by the Associated Press**
- **2016 first-team All-SEC pick at three different positions (A-P, WR, RS)**
- **Led the nation with three punt return TDs and led the SEC with 83 receptions**
- **First Aggie to post two punt return TDs in a game with a pair vs. New Mexico State in 2016.**
- **First Aggie to ever post 80-plus catches in consecutive seasons**
- **Enters 2017 as the NCAA's career active leader in punt return average (23.1) and punt return touchdowns (5)**

2016 (SOPHOMORE): Hauled in an SEC-leading 83 passes (for 928 yards and nine touchdowns) in his sophomore season ... led the nation with three punt return touchdowns ... averaged 21.7 yards on 13 punt returns, which would have led the SEC and the NCAA FBS if he had the requisite 1.2 returns per game ... named third-team All-American by the AP ... picked first-team All-SEC at three different positions ... his 12 total touchdowns (9 receiving, 3 punt returns) led the team ... finished the season with a team-high 1,418 all-purpose yards ... took two punts to the house against New Mexico State, an A&M record, and added a touchdown grab in the game... had three 100 yard receiving games, including a season-high 144 against Mississippi State ... also posted 237 all-purpose yards against the Bulldogs ... caught a career-high 12 passes against South Carolina ... posted his second 200+ all-purpose game with 227 against LSU to go along with two touchdown grabs.

2015 (FRESHMAN): Record-setting first season at Texas A&M included leading team in receptions (80), receiving yards (1,009), all-purpose yards (1,789), punt return yards (341), kickoff return yards (385) and total touchdowns (8) ... among SEC freshmen, Kirk led the way in receptions (6.2/G), receiving yards (77.6/G), punt return average (24.4), and all-purpose yardage ... in the Texas A&M freshmen record book, Kirk ranks No. 2 in season receptions, receiving yards and receiving touchdowns and he owns the freshman record for all-purpose yards ... had over 200 all-purpose yards in three games, including a season-high 255 vs. Arkansas ... earned Freshman All-America honors from the Sporting News, first-team All-SEC honors (all-purpose) from the Associated Press, SEC Freshman of the Year (coaches) and SEC Newcomer of the Year (AP) ... was a January enrollee at Texas A&M.



CHRISTIAN KIRK

HIGH SCHOOL: Coached by Jason Mohns at Saguaro HS in Scottsdale, Ariz. ... All-American by Under Armour, MaxPreps, PrepStar ... Gatorade Player of the Year in Arizona ... as a senior, Kirk surpassed the 3,000-yard level in all-purpose yardage, including nearly 1,700 as a rusher and 1,200 as a receiver ... rushed for 1,692 yards and 25 TDs and reeled in 61 catches for 1,187 yards and 17 scores ... also scored on punt and kickoff returns ... on defense, he had 49 tackles and four interceptions, including two that he returned for touchdowns ... as a junior, Kirk gained over 2,000 all-purpose yards, including 1,183 receiving yards and 832 rushing yards ... totaled 33 touchdowns, including 17 as a receiver, 13 as a rusher and three as a returner ... on defense, Kirk contributed 55 tackles and two pickoffs ... as a sophomore, Kirk grabbed 43 catches for 1,003 yards and 13 touchdowns ... averaged 16.6 yards per carry as a rusher ... on defense, Kirk had 23 tackles and four pickoffs ... also had a punt return TD ... a five-star prospect, Kirk chose Texas A&M over Arizona State, Auburn, USC and UCLA.

PERSONAL: Christian Kirk is the son of Evan and Melissa Kirk ... born Nov. 18, 1996 ... university studies major with a concentration in business at the Mays Business School.

CAREER STATISTICAL TOTALS

Receiving	Rec.	YDS	AVG	TD	LP
2015	80	1,009	12.6	7	66
2016	83	928	11.2	9	69
Career	163	1,937	11.9	16	69
KO Returns	No.	YDS	AVG	TD	LP
2015	20	385	19.3	0	40
2016	6	173	28.8	0	66
Career	26	558	21.5	0	66
Punt Returns	No.	YDS	AVG	TD	LP
2015	14	341	24.4	2	79
2016	13	282	21.7	3	93
Career	27	623	23.1	5	93

A-P Yards	Rush	Rec.	KOR	PR	Total
2015	54	1,009	385	341	1,789
2016	35	928	173	282	1,418
Career	89	1,937	558	623	3,207

CAREER BESTS

- RECEPTIONS** 12 at South Carolina, 2016
- RECEIVING YARDS** 173 vs. Arkansas, 2015
- RECEIVING TDS** 2 four times
- ALL PURPOSE** 255 vs. Arkansas, 2015
- LONG RECEPTION** 69 vs. Ole Miss, 2016
- LONG PUNT RETURN** ... 93 vs. New Mexico State, 2016
- LONG KICK RETURN** 66 vs. LSU, 2016



**DANIEL
LACAMERA**

PK • 6-4 • 225 • JR-1L

Tarpon Springs, Fla.
(East Lake)

- **Became the fifth Texas A&M placekicker to surpass 100 points in a season while connecting on 71-of-78 total placekicks in 2016**

2016 (SOPHOMORE): Appeared in every game as the team's field goal kicker ... connected on 17-of-24 field goals, including 4-of-5 in the 40-49 yard range ... was successful on 54-of-54 point-after attempts ... also had four kickoffs for two touchbacks ... earned "Star of the Week" honors by the Lou Groza Award after connecting on a career-high five field goals and accounting for 17 points in the Aggies' 29-16 road victory over Auburn ... connected on a career-long 49-yard field goal against LSU.

2015 (FRESHMAN): Saw action against Ball State with three successful extra points and four kickoffs (two touchbacks).

HIGH SCHOOL: Coached by Bob Hudson at East Lake High School in Tarpon Springs, Fla. ... Semper Fidelis All-American ... as a senior, LaCamera connected on 13-of-20 FG attempts and 56-of-60 extra points ... also had a 39.5 punt average ... had a long field goal of 60 yards ... three-star prospect chose Texas A&M over Colorado and Florida.

PERSONAL: Daniel LaCamera is the son of Ann and Rick LaCamera ... born Aug. 2, 1996 ... university studies major with a concentration in business in the Mays Business School.

CAREER STATISTICAL TOTALS

Kicking	FG	ATT	FG%	LNG	PATs	ATT	PAT%
2015	0	0	---	-	3	3	100.0
2016	17	24	70.8	49	54	54	100.0
Career	17	24	70.8	49	57	57	100.0

CAREER BESTS

- FIELD GOALS**..... 5 vs. Auburn, 2016
- LONG FIELD GOAL**... 49 vs. LSU, 2016
- EXTRA POINTS**..... 8 vs. Prairie View A&M, 2016
- POINTS** 17 vs. Prairie View A&M, 2016
- 17 vs. Auburn, 2016



CONNOR LANFEAR

OL • 6-6 • 310 • JR-2L

Buda, Texas
(Hays)

2016 (SOPHOMORE): Started the first eight games of the season at offensive guard, but his 2016 season ended with a knee injury suffered against Mississippi State ... the Aggie rushing attack averaged 234 yards per game during his starts and over six yards a rush ... helped clear the way for a balanced Aggie offense that gained 467.0 yards per game, with 211.8 rushing and 250.0 passing yards per game ... offense rushed for more than 200 yards in seven games and had 350-plus yards vs. Arkansas and Tennessee.

2015 (FRESHMAN): Saw action in 12 of 13 games ... emerged as backup at left guard at midseason.

HIGH SCHOOL: Coached by Neal La Hue at Buda Hays High School ... Semper Fidelis All-American ... district lineman of the year in 2014 and earned all-state mention as a junior and senior ... graded out at nearly 95.0 percent as a junior and senior ... was his district's lineman of the year as a senior ... four-star prospect chose Texas A&M over Florida State, LSU, Oklahoma, Texas and UCLA.

PERSONAL: Connor Lanfeare is the son of Clint and Karen Lanfeare ... born Aug. 15, 1996 ... recreation, parks and tourism sciences major.



CONNOR LANFEAR



DAYLON MACK

DL • 6-1 • 320 • JR-2L

Gladewater, Texas
(Gladewater)

2016 (SOPHOMORE): Was a top reserve in the Aggies' defensive tackle rotation ... contributed 25 tackles, including 1.5 sacks and 2.5 tackles for loss, in 13 games of action ... had a season-high four tackles against Alabama ... posted at least one tackle in 10 games.

2015 (FRESHMAN): One of the Aggies' top defenders off the bench with 32 tackles, including 9.5 tackles for loss (-35 yards) ... saw extensive action in every game, all as a backup ... had a season-high six tackles against Arizona State ... forced a fumble and recorded a tackle for loss in the bowl game against Louisville.

HIGH SCHOOL: Coached by John Berry at Gladewater High School ... Under Armour All-American ... as a senior, Mack contributed 78 tackles with five sack and four forced fumbles ... also batted down two passes and blocked a pair of kicks ... on offense, Mack rushed for 262 yards and 12 touchdowns ... district MVP and first-team All East Texas ... first-team All-USA by USA Today ... as a junior, posted 97 tackles, including 36 behind the line of scrimmage ... had six sacks and eight forced fumbles ... as a sophomore, he made 72 tackles with six sack and 23 tackles for loss ... also recovered eight fumbles, including one he returned for a touchdown ... earned 16-3A Defensive Newcomer of the Year ... five-star prospect chose Texas A&M over LSU, TCU and Texas.

PERSONAL: Daylon Mack is the son of Coris and Geraci Mack ... born Feb. 23, 1997 ... sport management major.

CAREER STATISTICAL TOTALS

Defense	TAC	UT	AT	INT	QBS/YD	TFL/YD	FF
2015	32	15	17	0	0.0/0	9.5/35	1
2016	25	10	15	0	1.5/8	2.5/9	0
Career	57	25	32	0	1.5/8	12.0/44	1

CAREER BESTS

TACKLES 6 vs. Arizona State, 2015



JUSTIN MADUBUIKE

DL • 6-3 • 292 • FR-RS

McKinney, Texas
(McKinney North)

2016: Redshirted.

HIGH SCHOOL: Coached by Mike Fecci at McKinney North High School in McKinney, Texas ... 75 tackles (including 35 tackles for loss) and 16.5 sacks in 2014... 2016 All-District and All-State ... 5-Star rated recruit by Scout and 4-star rated by Rivals, 247Sports and ESPN ... was a leader on the field and in academics, achieving A/B Honor Roll recognition ... participated in the PALS (Peer Assistance & Leadership) program that mentors children in the community ... competed in track and basketball for the Lions as well.

PERSONAL: Justin Madubuike is the son of Festus and Maureen Madubuike ... born November 17, 1997 ... sport management major ... has three siblings, Jason, Julia and Jacob.



BRADEN MANN

P/KO • 5-11 • 200 • SO-1L

Houston, Texas
(Cy-Fair)

- Sent 55-of-76 kickoffs into the endzone for a touchback in 2016

2016 (FRESHMAN): Handled the kickoff duties in every game on the season ... averaged 63.9 yards per kickoff and 72.4 percent of his kickoffs were touchbacks ... averaged 47.0 on two punts against New Mexico State with a long effort of 50 yards ... had a season-high eight touchbacks against New Mexico State.

HIGH SCHOOL: Played for former Texas A&M letterman coach Ed Pustejovsky at Cypress Fairbanks High School ... Rated as the No. 2 kicker recruit in the country ... Connected on 7-of-10 field goals and averaged 45.0 yards per punt as a senior in 2015 ... Two-time All 7-6A first team ... 2015 Under Armour All-American ... 2014 First Team All-Greater Houston ... Summa Cum Laude graduate with a 3.65 grade point average ... also played varsity soccer in 2013, and was a member of the FCA and NHS.

PERSONAL: Braden Mann is the son of Jim and Pam Mann ... born November 24, 1997 ... kinesiology major ... has one sister, Kylee, who also attended Texas A&M.

CAREER STATISTICAL TOTALS

Kickoffs	No.	YDS	AVG	TB	TB%
2016	76	4,853	63.9	55	72.4
Career	76	4,853	63.9	55	72.4

CAREER BESTS

- TOUCHBACKS** 8 vs. New Mexico State, 2016
- PUNT AVERAGE** 47.0 vs. New Mexico State, 2016
- LONG PUNT** 50 vs. New Mexico State, 2016



KODA MARTIN

OL • 6-6 • 310 • JR-2L

Manvel, Texas
(Manvel)

2016 (SOPHOMORE): Saw action in all 13 games, including four starts (three at offensive tackle, one at tight end) ... was the Aggies' top backup at both tackle spots ... helped clear the way for a balanced Aggie offense that gained 467.0 yards per game, with 211.8 rushing and 250.0 passing yards per game ... offense rushed for more than 200 yards in seven games and had 350-plus yards vs. Arkansas and Tennessee.

2015 (FRESHMAN): Listed as the Aggies' top backup at both offensive tackle spots ... fell on a fumble in the endzone for a touchdown against Ball State ... saw action in eight games ... named to the SEC Academic Honor Roll.

2014: Redshirted ... earned scout team Offensive MVP at the 2014 team banquet.



KODA MARTIN

High School: Coached by father, Kirk Martin, at Manvel High School in Manvel, Texas ... two-time all-district selection ... also a two-time member of the Houston Chronicle's All-Greater Houston team ... as a senior, Martin earned second-team Class 5A all-state honors after making 72 tackles with nine sacks, seven forced fumbles and 12 tackles for losses from his defensive end position ... also a finalist for the Defensive Player of the Year Award by the Touchdown Club of Houston ... member of the "Super Team" by Dave Campbell's Texas Football ... as a junior, Martin earned all-district honors on defense and offense and was second-team all-state on defense ... Martin contributed 71 tackles and nine sacks with three forced fumbles ... a four-star recruit by ESPN, Martin chose Texas A&M over Texas, Florida State, Alabama, LSU and Stanford among others.

Personal: Dakota Martin is the son of Caren and Kirk Martin of Rosharon, Texas ... born Aug. 21, 1995 ... kinesiology major.

THE AGGIES



RYAN McCOLLUM

OL • 6-5 • 295 • FR-RS

*Spring, Texas
(Klein Oak)*

2016: Redshirted.

HIGH SCHOOL: Coached by David Smith at Klein Oak High School ... earned first-team All-District 15-6A honors and All-Greater Houston honors as a senior ... helped Klein Oak reach the state quarterfinals as a junior ... a three-star recruit, McCollum chose Texas A&M over Oklahoma State, Texas, Texas Tech and Houston.

PERSONAL: Ryan McCollum is the son of Jenni and Dale McCollum ... born March 4, 1998 ... business administration major.



ERIK McCOY

OL • 6-4 • 309 • SO-1L

*Lufkin, Texas
(Lufkin)*

- **Named to the Freshman All-SEC Team**
- **Returning starter at center but saw extensive action at guard during spring drills**

2016 (FRESHMAN): Started all 13 games at center for the Aggies ... named to the Freshman All-SEC team ... earned SEC Offensive Lineman of the Week honors after a standout performance in his first career start against UCLA ... helped clear the way for a balanced Aggie offense that gained 467.0 yards per game, with 211.8 rushing and 250.0 passing yards per game ... offense rushed for more than 200 yards in seven games and had 350-plus yards vs. Arkansas and Tennessee.

2015: Redshirted.

HIGH SCHOOL: Coached by Todd Quick at Lufkin High School ... as a senior, McCoy graded out at 95 percent with an impressive 27 pancakes and 34 knockdowns ... first-team all-district pick and earned second-team all-state honors ... also a first-team all-district pick as a junior.

PERSONAL: Erik McCoy is the son of Garrick and Stacie McCoy ... born Aug. 27, 1997 ... telecommunication media studies major.



ERIK McCOY



T.D. MOTON

DL • 6-3 • 305 • FR-RS

*Shreveport, La.
(Woodlawn)*

2016: Redshirted ... late addition to the Aggies' 2016 signing class.

HIGH SCHOOL: Was a four-star recruit out of Woodlawn High School in Shreveport, La. ... coached by Jerwin Wilson at Woodlawn ... earned a spot on The Advocate's 2015 Super Dozen team ... chose the Aggies over Mississippi State and Alabama.

PERSONAL: TaDarius "T.D." Moton was born July 9, 1996 ... recreation, parks and tourism sciences major.



IKENNA OKEKE

DB • 6-3 • 219 • FR-RS

*Smyrna, Tenn.
(Smyrna)*

2016: Redshirted.

HIGH SCHOOL: Coached by Matt William at Smyrna High School in Smyrna, Tennessee ...earned Defense MVP in the state ... played both sides of the ball as a senior ... caught 68 passes for 849 yards including two touchdowns ... on defense he broke up seven passes, hauled in two picks, and recorded 74 tackles ... took Smyrna to the state quarter-finals as a senior during a 9-4 campaign ... recorded five picks his junior year, taking one back for a touchdown ... honor student earning all A's and B's in high school ... also a member of the Bulldogs basketball team.

PERSONAL: Ikenna Okeke is the son of Innocent and Kimberly Okeke ... born October 11, 1997 ... sport management major ... has two brothers Nick and Kobe.



CHARLES OLIVER

DB • 6-2 • 200 • SO-1L

*Fairfield, Texas
(Fairfield)*

2016 (FRESHMAN): Played in eight games including one start against UTSA (Nov. 19) ... had a season-high three tackles and a broken up pass against UTSA ... finished the season with four tackles and two PBUs.

HIGH SCHOOL: Played for Coach John Bachtel at Fairfield High School ... Rushed for 1,775 yards and 22 touchdowns as a senior in 2015 ... as a junior, rushed for 1,830 yard and 18 scores, while contributing 34 tackles and five broken up passes on defense ... as a sophomore, rushed for 869 yards and three touchdowns, had three kickoff return scores and also broke up six passes ... 2015 Army All-American ... 2015 2nd Team All-Texas ... 4-Star rated by ESPN, Scout and 247Sports.

PERSONAL: Charles Oliver is the son of Charles Oliver and Karen Daniels ... born April 25, 1998 ... university studies major with a concentration in agriculture and life sciences ... has two siblings, Jaise Oliver and T'Kyah Malone.



COLTON PRATER

OL • 6-4 • 300 • SO-1L

*Bossier City, La.
(Airline)*

- **Returning starter on the offensive line with 10 starts at guard and two at tackle as a true freshman**
- **Saw extensive action at center during 2017 spring drills**

2016 (FRESHMAN): Started the first 12 games of the season before missing the bowl game due to injury ... made 10 starts at guard and two starts at right tackle ... helped clear the way for a balanced Aggie offense that gained 467.0 yards per game, with 211.8 rushing and 250.0 passing yards per game ... offense rushed for more than 200 yards in seven games and had 350-plus yards vs. Arkansas and Tennessee ... was an early enrollee at Texas A&M.

HIGH SCHOOL: Coached by Bo Meeks at Airline High School in Bossier City, La. ... 2015 First Team All-Louisiana (USA Today) ... Chose Texas A&M over Houston, Kansas, Mississippi State, Ole Miss, TCU and Utah among others ... enrolled at Texas A&M in January.

PERSONAL: Colton Prater is the son of Keith and Beth Prater ... born February 6, 1998 ... business administration major ... has one sister, Cori ... his father, Keith, played on the offensive line at Louisiana Tech.



COLTON PRATER



LARRY PRYOR

DB • 6-0 • 205 • SO-1L

Sulphur Springs, Texas
(Sulphur Springs)

- Started the final three games of 2016 at safety in place of the injured Armani Watts

2016 (FRESHMAN): Saw action in all 13 games, including starts in the final three games of the season ... recorded 34 tackles and one interception ... had a season-high eight tackles in the bowl game against Kansas State ... in his first career start had six stops, including three solo hits, against UTSA ... over the final four games of 2016, Pryor recorded 23 tackles (5.8 average).

2015: Redshirted.

HIGH SCHOOL: Coached by Greg Owens at Sulphur Springs High School ... Was the district MVP at quarterback as a junior and senior after excelling on defense as a freshman and sophomore ... Was 15-5A District MVP as a senior after passing for 1,818 yards and eight touchdowns, while rushing for 1,376 yards and 26 TDs ... earned 14-4A District MVP as a junior after completing just shy of 60 percent of his passes for 2,666 yards and 26 touchdowns and rushing for 1,027 yards and 15 touchdowns ... as a sophomore, Pryor posted 118 tackles with an interception and 10 PBUs ... as a freshman, Pryor contributed 53 tackles with three pickoffs and three PBUs.

PERSONAL: Larry Pryor is the son of Leannetta Pryor ... born Jan. 16, 1997 ... recreation, park and tourism sciences major.



LARRY PRYOR

CAREER STATISTICAL TOTALS

Defense	TAC	UT	AT	INT	QBS/YD	TFL/YD	PBU
2016	34	20	14	1	0.0/0	1.0/1	0
Career	34	20	14	1	0.0/0	1.0/1	0

CAREER BESTS

TACKLES 8 vs. Kansas State, 2016



DAMION RATLEY

WR • 6-3 • 195 • SR-2L

Yoakum, Texas
(Yoakum / Blinn JC)

2016 (JUNIOR): Saw action in 12 games with a start in the season-opener against UCLA ... contributed two catches for 26 yards, with a long catch of 20 yards against Prairie View A&M.

2015 (SOPHOMORE): Contributed 15 catches for 200 yards and two touchdowns in 12 games of action ... started six games ... best game was a 5-catch, 70-yard effort against Nevada ... had touchdowns against Mississippi State and Western Carolina ... was an early enrollee.

2014 (FRESHMAN/BLINN JC): Coached by Keith Thomas at Blinn Junior College in Brenham, Texas ... earned honorable mention All-America honors and first-team all-conference kudos in his lone season at Blinn ... made 45 catches for 1,197 yards and 20 touchdowns ... led the team in scoring with 120 points ... averaged a team-best 26.6 yards per catch.

HIGH SCHOOL: Coached by Brent Kornegay at Yoakum High School.

PERSONAL: Damion Ratley is the son of Chasity Ratley and Damion Ford ... born April 16, 1995 ... university studies major with a concentration in global arts, planning, design and construction in the College of Architecture.

CAREER STATISTICAL TOTALS

Receiving	Rec.	YDS	AVG	TD	LP
2015	15	200	13.3	2	42
2016	2	26	13.0	0	20
Career	17	226	13.3	2	42

CAREER BESTS

RECEPTIONS 5 vs. Nevada, 2015

RECEIVING YARDS 70 vs. Nevada, 2015

LONG CATCH 42 vs. Nevada, 2015



MOSES REYNOLDS

WR • 6-2 • 190 • FR-RS

San Antonio, Texas
(Jay)

2016: Redshirted.

HIGH SCHOOL: Coached by Gary Gutierrez at John Jay High School ... Chose Texas A&M over Baylor, California, Houston, Kansas, Missouri and TCU ... as a senior, passed for 815 yards and seven touchdowns and rushed for 962 yards and 12 more scores ... also contributed 304 receiving yards and two touchdowns, as well as three interceptions on defense ... as a junior, Reynolds surpassed the 1,000-yard mark in rushing and receiving with 1,510 rushing yards and 22 touchdowns and 1,248 passing yards and 12 scores ... two-time first Team All-District.

PERSONAL: Moses Reynolds is the son of Michele Reynolds ... born October 13, 1997 ... agricultural development and leadership major ... his brother, Josh, was a standout wide receiver for the Aggies and a draft pick of the Los Angeles Rams in 2017.



KENDRICK ROGERS

WR • 6-3 • 210 • FR-RS

Frankston, Texas
(Frankston)

2016: Redshirted.

HIGH SCHOOL: Coached by Mike Owens at Frankston High School in Frankston, Texas ... caught 57 passes for 1,047 yards and 11 touchdowns en route to earning first team all-district honors his junior year ... three-star recruit ... ranked No. 125 wide receiver in the country; No. 109 prospect in the state ... Chose Texas A&M over offers from Houston, Memphis, North Texas and SMU among others.

PERSONAL: Kendrick Rogers is the son of Kendrick Rogers and Tiffany Harmon ... born August 7, 1997 ... sport management major ... has one sister, Tia.



TANNER SCHORP

TE • 6-3 • 245 • SR-2L

San Antonio, Texas
(Reagan)

2016: (JUNIOR): Switched positions to tight end and appeared in every game with three starts ... made his first career catch on a four-yard pass from former high school teammate Trevor Knight against New Mexico State ... received a scholarship at the end of 2016 fall camp ... valuable on special teams and as a blocker.

2015: (SOPHOMORE): Saw action in every game as a member of the Aggies' kickoff return unit.

2014: (FRESHMAN): Saw action in the Aggies' blowout win over Lamar.

2013: Redshirted.

HIGH SCHOOL: 2013 graduate of San Antonio Reagan ... coached by David Wetzel ... earned honorable mention all-state honors as a senior, and was a two-time all-area pick ... voted team MVP.

PERSONAL: Tanner Schorp is the son of Greg Schorp and Jenni Haff ... his father was a two-time All-Southwest Conference tight end in the early 1990s at Texas A&M under then-head coach R.C. Slocum ... born March 10, 1995 in College Station ... university studies major with a concentration in business in the Mays Business School.



TANNER SCHORP



KEMAH SIVERAND

DB • 6-1 • 200 • SO-SQ

Cypress, Texas
(Cypress Ridge)

- **Shifted to defensive back during spring drills after lining up at wide receiver his first two years**

2016 (FRESHMAN): Saw action in two games as a wide receiver ... made one catch for 16 yards against Prairie View A&M.

2015 Redshirted.

HIGH SCHOOL: Coached by Gary Thiebaud at Cypress Ridge HS ... Semper Fi All-American ... PrepStar All-American ... two-time first-team all-district pick ... as a senior, he made 36 receptions for 625 yards and four touchdowns ... as a junior, Siverand grabbed 25 catches for 611 yards and seven touchdowns ... four-star recruit chose Texas A&M over Arkansas, LSU, Ohio State and Texas.

PERSONAL: Yakemah Siverand is the son of John Sr. and Lisa Siverand ... born Nov. 12, 1996 ... university studies major with a concentration in business in the Mays Business School.



NICK STARKEL

QB • 6-3 • 205 • FR-RS

Argyle, Texas
(Liberty Christian)

2016: Redshirted ... early enrollee joined team in January.

HIGH SCHOOL: Coached by Barton Hundley at Liberty Christian High School in Argyle, Texas ... played for Southlake Carroll High School his freshman year ... threw 4,745 yards and 48 touchdowns in three varsity seasons; his senior year at Liberty Christian, threw for 3,091 yards and 29 touchdowns ... 2015 TAPPS Division 1 All-District Honorable Mention.

PERSONAL: Nicholas Starkel is the son of Murray and Wendy Starkel ... born February 24, 1998 ... university studies major with a concentration in business in the Mays Business School ... has one sister, Lexi.



KEATON SUTHERLAND

OL • 6-5 • 305 • JR-2L

Flower Mound, Texas
(Marcus)

- **Started the final four games of the regular season -- three at left guard and one at right guard**

- **Enters 2017 with 11 career starts under his belt**

2016 (SOPHOMORE): Saw action in eight games and started the final four games of 2016 ... saw action at both guard positions ... helped clear the way for a balanced Aggie offense that gained 467.0 yards per game, with 211.8 rushing and 250.0 passing yards per game ... offense rushed for more than 200 yards in seven games and had 350-plus yards vs. Arkansas and Tennessee.

2015 (FRESHMAN): Emerged as the Aggies' full-time starter at left guard ... saw action in 12 games and made starts in seven, including the final six games of the regular season ... helped clear the way for an offense that gained an average of 424.7 total yards per game (169.1 rushing and 255.6 passing) ... the 2015 offense was the seventh group in school history to gain more than 5,000 total yards, 3,000 passing yards and 2,000 rushing yards in the same season ... was an early enrollee.

HIGH SCHOOL: Coached by Gerry Stanford at Flower Mound Marcus HS ... U.S. Army All-American ... earned first-team District 5-6A honors and All-Area honors from the Dallas Morning News as a senior ... Sutherland graded out at 93 percent with 86 knockdowns and 43 pancakes ... missed his junior season after earning district newcomer of the year honors as a sophomore ... four-star prospect chose Texas A&M over Arkansas, Miami (Fla.), Oklahoma and Texas.

PERSONAL: Keaton Sutherland is the son of Christine and Keith Sutherland ... born Feb. 12, 1997 ... finance major.



DWAINE THOMAS

LB • 6-2 • 225 • JR-2L

Boutte, La.
(Hahnville)

2016 (JUNIOR): Saw action in 12 games, including a start against Kansas State in the Texas Bowl ... contributed six tackles, including a tackle for loss against LSU ... had a season-high three tackles against LSU.

2015 (FRESHMAN): Contributed three tackles in 10 games of action ... listed as the No. 2 backup at strong side linebacker.

HIGH SCHOOL: Coached by Nick Saltaformaggio at Hahnville HS in Boutte, La. ... First-team All-Louisiana linebacker after making 131 tackles, two forced fumbles and an interception as a senior ... also first-team all-district ... rated No. 39 on the New Orleans Times-Picayune Nifty 50 ... chose Texas A&M over Houston, Kansas, Louisiana-Lafayette and Oklahoma.

PERSONAL: Dwaine Thomas is the son of Adrienne Preston and Dwaine Thomas Sr. ... born March 15, 1997 ... university studies major with a concentration in leadership in the College of Agriculture and Life Sciences.

CAREER STATISTICAL TOTALS

Defense	TAC	UT	AT	INT	QBS/YD	TFL/YD	PBU
2015	3	2	1	0	0.0/0	0.0/0	0
2016	6	2	4	0	0.0/0	1.0/1	0
Career	9	4	5	0	0.0/0	1.0/1	0

CAREER BESTS

TACKLES 3 vs. LSU, 2016



SHANE TRIPUCKA

P • 6-3 • 220 • SR-1L

Allen, Texas
(Allen)

- **Had a remarkable first season as a starter with a 42.9 gross punt average, while forcing 27 fair catches, depositing 27 punts inside the opponent 20 and booming 16 50-yard plus efforts with zero touchbacks**

- **Shifted his jersey number to #18 for his senior season, which is the same number as his grandfather, Frank Tripucka, who is a member of the Denver Broncos' "Ring of Fame"**

2016 (JUNIOR): Set a school record with 27 inside-the-20 punts and did not have a single touchback on 69 punt attempts ... helped the team average 41.6 on net punting, which ranked No. 7 nationally ... finished the year with a 42.9 punt average while forcing 27 fair catches and depositing 27 punts inside the opponent 20-yard line ... 16 of his punts traveled 50 or more yards ... averaged 47-plus yards in three games with a season high of 47.8 on six boots against Ole Miss ... put six punts inside the 20 against Tennessee ... forced a season-high five fair catches against UTSA ... matched his season long of 59 yards three times.



SHANE TRIPUCKA

2015: (SOPHOMORE): Handled the punting duties against Ball State in place of the injured Drew Kaser ... averaged 44.0 on two punts against the Cardinals ... had a long of 46 yards and put one punt inside the BSU 20-yard line.

2014: (FRESHMAN): Did not see any action.

2013: Redshirted.

HIGH SCHOOL: Under Armour All-American ... played for Tom Westerburg at Allen High School ... in his two seasons as a starter, teams totaled zero return yards against his punts.

PERSONAL: Shane Tripucka is the son of Chris and Nancy Tripucka of Allen, Texas ... born April 10, 1995 in Caldwell, N.J. ... sport management major ... his father played football at Boston College ... his uncle, Kelly Tripucka, played basketball for Notre Dame and 10 seasons in the NBA ... his grandfather, Frank Tripucka, played football at Notre Dame and 15 seasons as a professional. He was named to the 1962 AFL All Star team, is a member of the Denver Broncos Ring of Fame and his number 18 was retired by the team (Peyton Manning wore the jersey, with permission).

CAREER STATISTICAL TOTALS

Punting	NO	YDS	AVG	LP	BLK	FC	I20
2015	2	88	44.0	46	0	0	1
2016	69	2,962	42.9	59	0	27	27
Career	71	3,050	43.0	59	0	27	28

CAREER BESTS

- PUNTS** 10 vs. Tennessee, 2016
- PUNTING AVG.** 47.8 vs. Ole Miss, 2016
- LONG PUNT** 59 vs. UCLA, 2016
59 at Auburn, 2016
59 at Mississippi State, 2016
- INSIDE 20** 6 vs. Tennessee, 2016



ARMANI WATTS

DB • 5-11 • 205 • SR-3L

Forney, Texas
(North Forney)

- *The consummate play-maker, Watts was one of the few players in the SEC with at least one interception, pass breakup, forced fumble, recovered fumble, QB sack, QB hurry and tackle for loss in 2016*
- *Team's active career leader with 241 tackles in his first three seasons*

2016 (JUNIOR): Continued where he left off in 2015 with a strong junior season starting in each of his nine games before missing the remaining four games with a leg injury ... recorded 56 tackles, six tackles for loss, one sack, two picks, and two forced fumbles and fumble recoveries ... started the season with a seven-tackle performance against UCLA with a sack for a loss of 11 yards ... stripped and recovered a fumble in a goal line stand against Arkansas while also recording three tackles during a huge 1st-and-goal situation in the third quarter ... had the marquee moment for the team with a game-ending pick against Tennessee in overtime ... also forced a fumble and recovered a fumble against Tennessee ... had a season high 12 tackles in his final full game against Mississippi State.



ARMANI WATTS

THE AGGIES

2015 (SOPHOMORE): Led the Aggies with 126 tackles on the season ... was the first Aggie to reach 100 tackles since 2010 and the first defensive back since 2003 ... played and started all 13 games at free safety ... recorded a career-high 20 tackles against Ole Miss, which tied for the fifth-most in a game in school history ... also had six tackles for loss on the campaign ... intercepted one pass for 10 yards ... broke up two passes on the year ... recorded two forced fumbles and one recovered fumble on the year.

2014 (FRESHMAN): Won the starting free safety job in fall camp and emerged as one of the Aggies' top playmakers on defense ... led the team with three pickoffs and also contributed 59 tackles, including 38 solo stops and two tackles for loss ... also broke up nine opponent aerials ... had a season-high seven tackles against Mississippi State and five or more tackles in seven games ... played in every game with seven starts ... on a play that was called back due to unsportsmanlike conduct (due to sideline interference) against Rice, Watts scooped up a blocked field goal at the TAMU 7 and weaved through the Owls for an apparent 93-yard TD.

HIGH SCHOOL: Coached by Lance Gary at North Forney HS in Forney, Texas ... first-team Class 4A All-State as a senior after making 64 tackles and nine interceptions as a senior ... Watts also contributed 446 receiving yards and 233 rushing yards ... first-team All-Area by the Dallas Morning News ... first-team All-Texas High School by Dave Campbell's Texas Football ... was first-team all-district on offense and defense and as a return man ... as a junior, Watts earned all-district honors at quarterback after racking up nearly 2,000 total yards, including 1,016 as a rusher ... as a sophomore, he contributed 333 rushing yards and 231 receiving yards.

PERSONAL: Armani Watts is the son of Detra Alexander of Forney, Texas ... born March 19, 1996 ... university studies major with a concentration in leadership in the College of Agriculture and Life Sciences.

CAREER STATISTICAL TOTALS

Defense	TAC	UT	AT	INT	QBS/YD	TFL/YD	PBU
2014	59	38	21	3/36	0.0/0	2.0/5	9
2015	126	83	54	1/10	0.0/0	6.0/13	2
2016	56	36	20	2/0	1.0/11	6.0/23	3
Career	241	157	84	6/46	1.0/11	14.0/41	14

CAREER BESTS

TACKLES 20 at Ole Miss, 2015
LONG INT RETURN 36 yards vs. Missouri, Nov. 15, 2014



TRAYVEON WILLIAMS

RB • 5-9 • 200 • SO-1L

Houston, Texas
 (C.E. King)

- **Named to True Freshman All-America team by ESPN.com and the Freshman All-SEC team**
- **First true freshman in school history to rush for more than 1,000 yards in a season**

2016 (FRESHMAN): Led the Aggies in rushing and became the first true freshman to surpass the 1,000-yard barrier with 1,057 rushing on 156 carries ... also posted 19 receptions for 91 yards ... his 6.8 yards per carry average ranked sixth in the SEC ... scored eight rushing touchdowns, including five scoring runs of 20 or more yards ... had long TD runs of 89 yards (vs. Auburn), 49 yards (vs. South Carolina) and 47 yards (vs. UTSA) and also had a 71-yard jaunt vs. Tennessee ... became the first Texas A&M true freshman to surpass the 200-yard barrier in game rushing yards with 217 vs. Tennessee ... also had five kickoff returns for 82 yards (16.4 average).



TRAYVEON WILLIAMS

HIGH SCHOOL: Coached by Don Price at C.E. King High School ... Rushed for nearly 4,000 yards and over 40 touchdowns his last two seasons at C.E. King High School ... responsible for 1,409 rushing yards and 20 touchdowns, along with 18 catches for 243 yards as a senior in 2015 ... as a junior, Williams rushed for a whopping 2,391 yards and 25 touchdowns on 240 carries and caught 20 balls for 411 yards and five scores ... ranked as No. 7 all-purpose running back in the country, No. 49 recruit in the state of Texas (247Sports).

PERSONAL: Trayveon Williams is the son of Kevin and Joyce Davis ... born October 18, 1997 ... sport management major.

CAREER STATISTICAL TOTALS

Rushing	No.	YDS	AVG	TD	LP
2016	156	1,057	6.8	8	89
Career	156	1,057	6.8	8	89
Receiving	No.	YDS	AVG	TD	LP
2016	19	91	4.8	0	17
Career	19	91	4.8	0	17
Kick Returns	No.	YDS	AVG	TD	LP
2016	5	82	16.4	0	24
Career	5	82	16.4	0	24
A-P Yards	Rush.	Rec.	KOR	Total	
2016	1,057	91	82	1,230	
Career	1,057	91	82	1,230	

CAREER BESTS

RUSHING YARDS217 vs. Tennessee, 2016
RUSHING TDS2 vs. Arkansas, 2016
RUSHING ATTEMPTS28 vs. Tennessee, 2016
LONG RUSH89 vs. Auburn, 2016
LONG RECEPTION17 vs. Auburn, 2016
LONG KO RETURN24 vs. Ole Miss, 2016



PRIEST WILLIS

DB • 6-2 • 200 • SR-1L

Tempe, Ariz.
(Marcos De Niza / UCLA)

• **Returning starter at cornerback**

2016 (JUNIOR): Saw time in eight games in his first season of action at Texas A&M ... started seven games at left cornerback in a season hampered by injuries ... tallied 33 tackles with eight passes broken up ... recorded an interception in the season opener against UCLA bringing it 11 yards on the return ... recorded a tackle for loss against Arkansas along with a season-high eight tackles ... broke up three passes and had three tackles against Tennessee ... had five solo stops against LSU.

2015: Sat out the year after transferring, per NCAA rules.

2014 (SOPHOMORE): Appeared in 12 games, with one start (at Cal) ... saw action in the secondary and on special teams ... Totaled 22 tackles on the season ... made a best of seven tackles at Arizona State ... had four stops in the bowl game win ... Registered five tackles vs. Memphis ... had five games with multiple tackles.

2013 (FRESHMAN): Saw action in nine games as a special teams player and a reserve in the secondary ... credited with nine tackles on the year.

HIGH SCHOOL: A five-star recruit according to Scout.com ... Four-star prospect according to Rivals.com ... selected to play in the Under Armour All-American Game ... listed as the No. 59 recruit in the nation, the top-ranked prospect in the state of Arizona and the No. 5 safety in the country according to ESPN.com ... credited with 55 tackles as a senior, 1.5 sacks, two interceptions and one fumble recovery ... had a high of 18 tackles vs. Perry HS ... named all-section and all-state as a junior when he collected 62 tackles and two interceptions ... coached by Roy Lopez.

PERSONAL: Priest Willis is the son of Tosha Gray ... born Feb. 10, 1995 ... recreation, park and tourism sciences major.

CAREER STATISTICAL TOTALS

(Texas A&M only)

Defense	TAC	UT	AT	INT	QBS/YD	TFL	PBU
2016	33	25	8	1/13	0.0/15	0.5	8
Career	33	25	8	1/13	0.0/15	0.5	8

CAREER BESTS

(Texas A&M only)

TACKLES8 vs. Arkansas, 2016
PASSES BROKEN UP3 vs. Tennessee, 2016
LONG INT RETURN13 vs. UCLA, 2016



DONOVAN WILSON

DB • 6-1 • 200 • SR-3L

Shreveport, La.
(Woodlawn)

• **Returning starter at nickelback**

2016 (JUNIOR): Posted 59 tackles while seeing action in 12 games ... earned seven starts at nickelback ... had one interception and 5.5 tackles for loss ... also recorded two QB hurries and two passes defended ...



DONOVAN WILSON

recorded a season-high nine tackles twice in 2016 -- vs. Auburn and LSU ... against Tennessee had six tackles with a sack for a loss of 12 yards ... had an interception in the endzone to go along with five tackles against Mississippi State.

2015 (SOPHOMORE): Saw action in all 13 games, starting seven of them at nickel ... led the Aggies with five interceptions, returning them for a total of 76 yards ... had a 60-yard pick-six interception against South Carolina ... recorded 63 tackles on the year, including a season-high 10 tackles against Ole Miss ... had 8.5 tackles for a loss, along with two sacks ... forced three fumbles and had two fumble recoveries ... hurried the quarterback once and broke up three passes on the season.

2014 (FRESHMAN): Had a solid debut season with 19 tackles, including seven solo stops, in 10 games of action ... contributed two tackles for loss ... in his first career start, Wilson led the team in tackles with nine stops in the Liberty Bowl vs. West Virginia.

HIGH SCHOOL: Coached by Jerwin Wilson at Woodlawn HS in Shreveport, La. ... led the Shreveport area with 13 pickoffs while earning All-City Defensive Player of the Year (Shreveport Times) and Class 4A all-state honors as a senior ... also had 70 tackles and five forced fumbles ... on offense, he made 57 catches for 860 yards and nine touchdowns ... member of the New Orleans Times-Picayune "Nifty 50" ... consensus three-star recruit chose Texas A&M over TCU and Utah among others.

PERSONAL: Donovan Wilson is the son of Michell Wilson of Shreveport, La. ... born Feb. 21, 1995 ... recreation, parks and tourism sciences major.

CAREER STATISTICAL TOTALS

Defense	TAC	UT	AT	INT	QBS/YD	TFL/YD	PBU
2014	19	17	2	0/0	0.0/0	3.0/7	0
2015	63	36	27	5/76	2.0/15	8.5/30	3
2016	59	37	22	1/0	1.0/12	5.5/31	2
Career	141	90	51	6/76	3.0/27	17.0/68	5

CAREER BESTS

TACKLES 10 at Ole Miss, 2015
INTERCEPTIONS 2 vs. South Carolina, 2015
LONG INT RETURN 60 (td) vs. South Carolina, 2015



OTHER RETURNEES

42	Azakytu, Ke'Undre	Wide Receiver	6-0	180	Fr-RS	Dallas, TX (Wilmer Hutchins)
63	Baldree, Cagan	Offensive Line	6-4	283	Fr-RS	Carthage, TX (Carthage)
67	Beakey, Drew	Offensive Line	6-3	295	So-SQ	Houston, TX (Lutheran South Academy)
33	Bean, Justice	Wide Receiver	5-11	180	Fr-RS	Frankston, TX (Frankston)
27	Clark, John	Running Back	5-8	200	Fr-RS	Northbrook, IL (Glenbrook North)
68	Dworaczyk, Justin	Offensive Line	6-6	280	So-SQ	Houston, TX (Langham Creek)
60	Estes, Landry	Defensive Line	6-2	280	Jr-SQ	Trophy Club, TX (Byron Nelson)
91	Grimes, KJ	Defensive Line	6-3	230	Fr-RS	College Station, TX (College Station)
43	Gustafson, Grant	Tight End	6-4	235	So-SQ	Fort Worth, TX (All Saints)
37	Howard, Mitchell	Defensive Line	6-1	233	So-RS	Cypress, TX (Concordia Lutheran)
16	Hughes, Hank	Quarterback	6-2	200	Fr-RS	Richardson, TX (Pearce)
81	Judkins, Jalyn	Tight End	6-4	230	Sr-SQ	Angleton, TX (Angleton)
82	Kirchner, Matthew	Wide Receiver	6-2	200	So-SQ	Plano, TX (Plano)
50	Labhart, Mac	Linebacker	6-0	230	Jr-SQ	Dallas, TX (St. Mark's)
56	Magee II, Keeath	Linebacker	6-0	215	Fr-RS	Houston, TX (Westfield)
31	Rawlins, Gannon	Tight End	6-3	215	Fr-RS	Galveston, TX (Ball)
38	Riethman, Drew	Placekicker	6-0	190	Fr-RS	Ft. Worth, TX (Nolan Catholic)
28	Sanders, A.J.	Running Back	5-10	195	Fr-RS	The Woodlands, TX (College Park)
49	Sanford, Dirk	Linebacker	6-1	210	So-RS	The Woodlands, TX (Christian Academy)
87	Shetler, Greer	Tight End	6-4	215	So-1L	San Antonio, TX (Alamo Heights)
69	Talbert, Brayden	Offensive Line	6-4	280	So-SQ	Montgomery, TX (Montgomery)
19	Taylor, Colton	Quarterback	6-3	210	Fr-RS	Houston, TX (Memorial)
58	White, Braden	Linebacker	5-11	220	Fr-RS	Florence, AL (Florence)
83	Whitley, Kyle	Wide Receiver	6-2	220	Jr-SQ	Troy, TX (Troy)

2017 SIGNING CLASS

2	#Ausbon, Jhamon	Wide Receiver	6-2	220	Fr-HS	Houston, Texas (IMG Academy (Fla))
8	#Blumrick, Connor	Quarterback	6-5	205	Fr-HS	Pearland, TX (Pearland)
14	Buckley, Camron	Wide Receiver	6-2	185	Fr-HS	Cedar Hill, TX (Cedar Hill)
14	#Carper, Keldrick	Defensive Back	6-2	190	Fr-HS	Plain Dealing, LA (Plain Dealing)
2	Clemons, Michael	Defensive Line	6-5	240	Jr-TR	Garland, TX (Sachse/Cisco (TX) JC)
54	Green, Carson	Offensive Line	6-6	272	Fr-HS	Southlake, TX (Carroll)
19	#Hines III, Anthony	Linebacker	6-3	220	Fr-HS	Plano, TX (East)
73	#Hocker, Jared	Offensive Line	6-5	318	Fr-HS	North Richland Hills, TX (Birdville)
85	Horry, Camron	Tight End	6-5	261	Fr-HS	Katy, TX (Taylor)
7	Johnson, Buddy	Linebacker	6-2	211	Fr-HS	Dallas, TX (Kimball)
3	Johnson, Tyree	Defensive Line	6-4	247	Fr-HS	Washington, DC (St. John's College)
9	#Jones, Hezekiah	Wide Receiver	5-11	190	Fr-HS	Stafford, TX (Stafford)
10	Jones, Myles	Defensive Back	6-4	175	Fr-HS	Magnolia, TX (West)
23	Kibodi, Jacob	Running Back	6-2	198	Fr-HS	Baton Rouge, LA (Christian Life Academy)
32	#Marchiol, Santino	Linebacker	6-1	224	Fr-HS	Centennial, CO (IMG Academy (Fla.))
88	McZeal, Keynel	Tight End	6-2	220	Fr-HS	Port Neches, TX (Port Neches-Groves)
11	#Mond, Kellen	Quarterback	6-2	200	Fr-HS	San Antonio, TX (IMG Academy (Fla.))
65	Moore, Dan	Offensive Line	6-5	315	Fr-HS	Beaumont, TX (West Brook)
17	Morris, Devin	Defensive Back	6-1	180	Fr-HS	Caldwell, TX (Caldwell)
6	#Paul, Roshauud	Wide Receiver	6-0	180	Fr-HS	Bremond, TX (Bremond)
93	Peevy, Jayden	Defensive Line	6-6	279	Fr-HS	Bellaire, TX (Bellaire)
71	Reed, Grayson	Offensive Line	6-5	305	Fr-HS	Cypress, TX (Cy Creek)
29	Renfro, Debione	Defensive Back	6-2	183	Fr-HS	Pearland, TX (Pearland)
33	Robinson, Ondario	Defensive Line	6-3	236	Fr-HS	Hutto, TX (Hutto)
13	Rogers, Josh	Defensive Line	6-5	277	Fr-HS	Houston, TX (Christian)
4	Tucker, Derrick	Defensive Back	6-1	189	Fr-HS	Manvel, TX (Manvel)
72	Wolford, Adrian	Offensive Line	6-4	323	Fr-HS	Meeker, OK (Meeker)

-- Denotes early enrollee



NEWCOMERS



JHAMON AUSBON

WR • 6-2 • 220 • FR.

Houston, Texas
(IMG Academy [Bradenton, Fla.])

Coached by Kevin Wright at IMG Academy in Bradenton, Fla.

- Under Armour All-American.
- Helped lead IMG Academy to an 11-0 record and No. 2 national ranking by grabbing 18 catches for 399 yards and five touchdowns in 2016.
- Rated a four-star recruit by PrepStar ... named to PrepStar Top 150 Dream Team ... ranked the No. 95 overall national recruit by PrepStar.
- Rated a four-star recruit by Scout ... ranked the No. 48 overall national recruit and the nation's No. 6 overall wide receiver ... ranks No. 3 WR in the South and No. 1 WR in Florida.
- Four-star prospect by Rivals ... ranked the No. 20 wide receiver and No. 130 overall prospect in the nation ... No. 28 prospect in the state of Texas.
- Four-star by ESPN ... rated the No. 20 wide receiver in the nation and No. 135 on the ESPN 300 list ... No. 27 in the state of Florida and No. 65 in the Southeast Region.
- Four-star by 247Sports ... rated the No. 29 wide receiver and No. 75 overall prospect in the nation ... No. 14 player in the state of Florida.



CONNOR BLUMRICK

QB • 6-5 • 205 • FR.

Pearland, Texas
(Pearland)

Coached by Tony Heath at Pearland High School.

- Missed the majority of his senior season due to injury after earning first-team all-district honors as a junior in 2015 after passing for nearly 1,500 yards for the Pearland Oilers.
- Rated a three-star recruit by PrepStar ... named to PrepStar All-Southeast Region
- Rated a three-star recruit by Scout ... ranked the No. 13 quarterback in the state of Texas and No. 14 in the Midland Region ... No. 96 QB nationally.
- Three-star prospect by Rivals ... rated the No. 22 pro-style quarterback recruit in the nation.
- Three-star by ESPN ... rated the No. 35 dual-threat in the nation ... No. 137 in the state of Texas and No. 177 in the Midlands Region.
- Three-star by 247Sports ... rated the No. 35 pro-style quarterback in the nation ... No. 123 player in the state of Texas.



CAMRON BUCKLEY

WR • 6-2 • 185 • FR.

Cedar Hill, Texas
(Cedar Hill)

Coached by Carlos Lynn at Cedar Hill High School.

- Under Armour All-American.
- Helped Cedar Hill High School to an 11-3 record with 26 catches for 380 yards and three touchdowns as a senior. As a junior, Buckley had 31 catches for 430 yards and seven scores.
- Rated a three-star recruit by PrepStar ... named to PrepStar All-Midlands Region Team.
- Rated a four-star recruit by Scout ... ranked the No. 57 wide receiver nationally ... ranked No. 14 WR in the state of Texas and the Midland Region.
- Four-star prospect by Rivals ... rated the No. 40 wide receiver in the nation ... No. 39 recruit in the state of Texas.
- Three-star by ESPN ... rated the No. 85 wide receiver in the nation ... No. 77 in the state of Texas and No. 94 in the Midlands Region.
- Three-star by 247Sports ... rated the No. 55 wide receiver in the nation ... No. 53 player in the state of Texas.



KELDRICK CARPER

DB • 6-2 • 190 • FR.

Plain Dealing, La.
(Plain Dealing)

Coached by James Thurman at Plain Dealing High School in Plain Dealing, La.

- The two-way standout grabbed 52 catches for 823 yards and seven touchdowns and rushed for 391 yards with six touchdowns on offense, and had 61 tackles with four pickoffs on defense. Also had a pair of punt return touchdowns.
- Rated a four-star recruit by PrepStar ... named PrepStar Top 350 All-American ... ranked the No. 350 overall national recruit by PrepStar.
- Rated a four-star recruit by Scout ... ranked No. 260 overall national recruit ... rated the No. 21 athlete nationally ... rated No. 2 athlete in the state of Louisiana and No. 10 in the South Region.
- Four-star prospect by Rivals ... rated the No. 33 athlete in the nation ... No. 14 recruit in the state of Louisiana.
- Four-star by ESPN ... rated the No. 57 wide receiver in the nation ... No. 16 in the state of Louisiana and No. 173 in the Southeast Region.
- Three-star by 247Sports ... rated the No. 27 safety in the nation ... No. 13 player in the state of Louisiana.



MICHEAL CLEMONS

DL • 6-5 • 240 • SO.

Garland, Texas
(Sachse / Cisco JC)

Coached by Dionte Dean at Cisco Junior College.

- Averaged five tackles per game for Cisco Junior College with 2.5 sacks and 8.5 tackles for loss in six games as a freshman in 2016.
- Rated a three-star recruit by PrepStar ... named to PrepStar JUCO Top 100.
- Three-star prospect by Rivals ... rated the nation's No. 17 JUCO recruit.
- Four-star by ESPN ... rated the No. 5 JUCO defensive end in the nation ... No. 23 overall prospect on the ESPN JC50.
- Three-star by 247Sports ... rated the No. 3 defensive end prospect and No. 22 overall prospect in the JUCO ranks ... No. 5 JUCO player in the state of Texas.



CARSON GREEN

OL • 6-6 • 272 • FR.

Southlake, Texas
(Carroll)

Coached by Hal Wasson at Southlake Carroll High School.

- First-team Class 6A all-state selection by the Associated Press after grading out at 98 percent in 2016 with 81 knockdowns and no QB sacks allowed.
- Rated a three-star recruit by PrepStar ... named to the PrepStar All-Midlands Region Team.
- Three-star recruit by Scout ... rated the nation's No. 58 offensive tackle ... rated No. 8 OT in the state of Texas and No. 8 in the Midland Region.
- Three-star prospect by Rivals.
- Three-star by ESPN ... rated the No. 81 offensive tackle in the nation ... No. 140 in the state of Texas and No. 181 in the Midlands Region.
- Three-star by 247Sports ... rated the No. 107 offensive tackle in the nation ... No. 154 player in the state of Texas.



ANTHONY HINES III

LB • 6-3 • 220 • FR.

Plano, Texas
(Plano East)

Coached by Joey McCullough at Plano East High School.

- Parade All-American.
- Under Armour All-American.
- Dave Campbell's Texas Football Super Team.
- First-team Class 6A all-state selection and Defensive Player of the Year by the Associated Press after totaling 220 tackles, including 133 solo stops, with five sacks and 38 tackles for loss. He also contributed two pickoffs and five forced fumbles.
- The four-year lettermen finished his prep career with 640 tackles and 96 tackles for loss.
- Rated a four-star recruit by PrepStar ... named to Top 150 Dream Team ... ranked the No. 90 overall national recruit by PrepStar.
- Five-star recruit by Scout ... rated No. 19 recruit nationally ... rated the nation's No. 2 inside linebacker ... top-rated ILB in the state of Texas and Midland Region.
- Four-star prospect by Rivals ... rated the nation's No. 3 inside linebacker prospect and No. 11 overall recruit ... No. 14-ranked recruit in the state of Texas.
- Four-star by ESPN ... rated the No. 1 inside linebacker in the nation and No. 67 on the ESPN 300 list ... No. 14 in the state of Texas and No. 15 in the Southeast Region.
- Four-star by 247Sports ... rated the No. 2 inside linebacker and No. 63 overall prospect in the nation ... No. 8 player in Texas.



JARED HOCKER

OL • 6-5 • 318 • FR.

North Richland Hills, Texas
(Birdville)

Coached by Lon Holbrook at Birdville High School in North Richland Hills, Texas.

- Dave Campbell's Texas Football Super Team (third team).
- Rated a three-star recruit by PrepStar ... named to the PrepStar All-Southeast Region Team.
- Three-star by Rivals ... rated the nation's No. 62 offensive tackle prospect ... No. 93-rated recruit in the state of Texas.
- Three-star by ESPN ... rated the No. 83 offensive guard in the nation ... No. 163 in the state of Texas and No. 213 in the Midlands Region.
- Three-star by 247Sports ... rated the No. 125 offensive tackle in the nation ... No. 181 player in the state of Texas.



CAMRON HORRY

TE • 6-5 • 261 • FR.

Katy, Texas
(James E. Taylor)

Coached by Trey Herrmann at Katy Taylor High School.

- Honorable mention Class 6A all-state selection at offensive line by the Associated Press. Horry contributed 10 catches for 136 yards and a touchdown as a receiver.
- His father, Robert Horry, played 16 seasons in the NBA and played on seven NBA Championship teams.
- Rated a three-star recruit by PrepStar ... named to the PrepStar All-Midlands Region Team.
- Three-star recruit by Scout ... rated No. 40 offensive tackle ... ranked No. 5 OT in the state of Texas and the Midland Region.
- Three-star prospect by Rivals ... ranked the nation's No. 34 tight end recruit.
- Three-star by ESPN ... rated the No. 27 tight end in the nation ... No. 134 in the state of Texas and No. 172 in the Midlands Region.
- Three-star by 247Sports ... rated the No. 18 tight end in the nation ... No. 68 player in the state of Texas.




BUDDY JOHNSON

LB • 6-2 • 211 • FR.

Dallas, Texas
(Kimball)

Coached by Henry Cofer at Dallas Kimball High School.

- The versatile Johnson was Kimball's leading rusher and receiver in 2016 with 472 rushing yards and 446 receiving yards, in addition to 268 passing yards.
- Earned first-team all-district honors at linebacker as a senior in 2016 after earning second-team recognition at quarterback as a junior.
- Rated a three-star recruit by PrepStar ... named to the PrepStar All-Midlands Region Team.
- Four-star recruit by Scout ... rated the No. 289 recruit nationally ... rated the nation's No. 19 outside linebacker ... ranked No. 4 OLB in Texas and the Midland Region.
- Four-star prospect by Rivals ... rated the No. 28 outside linebacker in the nation ... No. 46 recruit in the state of Texas.
- Three-star by ESPN ... rated the No. 45 athlete in the nation ... No. 81 in the state of Texas and No. 99 in the Midlands Region.
- Three-star by 247Sports ... rated the No. 19 outside linebacker in the nation ... No. 49 player in the state of Texas.



TYREE JOHNSON

DL • 6-4 • 247 • FR.

Washington D.C.
(St. John's College)

Coached by Joe Casemento at St. John's College in Washington D.C.

- Posted 66 tackles, including 11 sacks and 32 tackles for loss, as a senior at St. John's College in Washington D.C. He also forced a pair of fumbles and had five QB hurries.
- Rated a three-star recruit by PrepStar ... named to the PrepStar All-Atlantic Region Team.
- Three-star recruit by Scout ... rated the No. 56 defensive end in the nation ... rated the No. 1 DE in Washington D.C. and No. 9 in the East Region.
- Four-star prospect by Rivals ... rated the No. 21 weakside defensive end in the nation ... No. 3-ranked recruit in Washington D.C.
- Three-star by ESPN ... rated the No. 62 defensive end in the nation ... No. 5 in the District of Columbia and No. 78 in the East Region.
- Three-star by 247Sports ... rated the No. 32 weakside defensive end in the nation ... No. 4 player in the District of Columbia.



HEZEKIAH JONES

WR • 5-11 • 190 • FR.

Stafford, Texas
(Stafford)

Coached by Mo Hampton at Stafford High School.

- Under Armour All-American.
- Dave Campbell's Texas Football Super Team (second team).
- As a senior, Jones caught 36 passes for 660 yards and 14 touchdowns while leading Stafford to an 12-2 record.
- As a junior, Jones caught 31 passes for 481 yards and five touchdowns while leading Stafford to an 11-1 record.
- Also a track and field standout, Jones earned six state track medals for Stafford, including the 200-meter dash state title in 2015.
- Rated a four-star recruit by PrepStar ... named to PrepStar Top 150 Dream Team ... ranked the No. 142 overall national recruit by PrepStar.
- Four-star recruit by Scout ... rated the No. 219 recruit nationally ... ranked the No. 31 wide receiver nationally ... rated No. 9 WR in the state of Texas and the Midland Region.
- Four-star prospect by Rivals ... rated the nation's No. 22 wide receiver and No. 145 overall prospect ... No. 19 prospect in the state of Texas.
- Four-star by ESPN ... rated the No. 17 wide receiver in the nation and No. 113 on the ESPN 300 ... No. 19 prospect in the state of Texas and No. 20 in the Midlands Region.
- Four-star by 247Sports ... rated the No. 29 wide receiver and No. 180 overall prospect in the nation ... No. 31 player in Texas.



MYLES JONES

DB • 6-4 • 175 • FR.

Magnolia, Texas
(Magnolia West)

Coached by JD Berna at Magnolia West High School.

- Honorable mention Class 5A all-state selection at defensive back by the Associated Press after making 29 tackles with three interceptions and nine passes broken up. Jones also blocked two field goal attempts and two punts on special teams.
- Dave Campbell's Texas Football Super Team (second team).
- Rated a three-star recruit by PrepStar ... named to the PrepStar All-Midlands Region Team.
- Four-star recruit by Scout ... rated the No. 32 safety in the nation ... ranked No. 3 safety in the state of Texas and No. 4 in the Midland Region.
- Four-star prospect by Rivals ... rated the No. 30 safety in the nation ... No. 48 recruit in the state of Texas.
- Three-star by ESPN ... rated the No. 32 safety in the nation ... No. 72 in the state of Texas and No. 89 in the Midlands Region.
- Four-star by 247Sports ... rated the No. 25 safety in the nation ... No. 48 player in the state of Texas.



JACOB KIBODI

RB • 6-2 • 198 • FR.

Baton Rouge, La.
(Christian Life Academy)

Coached by Ben Palmer at Christian Life Academy in Baton Rouge, La.

- Rushed for 1,208 yards and 12 touchdowns on 141 carries as a senior in 2016.
- Rated a three-star recruit by PrepStar ... named to the PrepStar All-Southeast Region Team.
- Three-star recruit by Scout ... rated the No. 74 running back in the nation ... ranked the No. 5 RB in the state of Louisiana and No. 33 in the South Region.
- Three-star prospect by Rivals ... rated the No. 45 player in the state of Louisiana.
- Three-star by ESPN ... rated the No. 55 running back in the nation ... No. 35 in the state of Texas and No. 383 in the Southeast Region.
- Three-star by 247Sports ... rated the No. 48 running back in the nation ... No. 35 player in the state of Louisiana.




SANTINO MARCHIOL

LB • 6-1 • 224 • FR.

Centennial, Colo.
(IMG Academy [Bradenton, Fla.])

Coached by Kevin Wright at IMG Academy in Bradenton, Fla.

- Helped IMG Academy to an 11-0 record and a No. 2 national ranking by contributing 54 tackles, including a sack and four tackles for loss.
- Rated a three-star recruit by PrepStar ... named to the PrepStar All-Southeast Region Team.
- Four-star recruit by Scout ... rated the nation's No. 26 outside linebacker recruit ... ranked the No. 3 OLB in the state of Florida and No. 13 in the South Region.
- Four-star prospect by Rivals ... rated the No. 22 outside linebacker in the nation ... No. 43 recruit in the state of Florida.
- Four-star by ESPN ... rated the No. 21 outside linebacker in the nation ... No. 50 prospect in the state of Florida and No. 142 in the Southeast Region.
- Four-star by 247Sports ... rated the No. 17 inside linebacker and No. 320 overall prospect in the nation ... No. 42 player in the state of Florida.



KEYNEL MCZEAL

TE • 6-2 • 220 • FR.

Port Neches, Texas
(Port Neches-Groves)

Coached by Brandon Faircloth at Port Neches-Groves High School.

- Helped PN-G to an 11-2 record as a senior while grabbing 34 catches for 537 yards and seven touchdowns.
- Rated a three-star recruit by PrepStar ... named to the PrepStar All-Midlands Region Team.
- Three-star recruit by Scout ... rated the No. 59 tight end in the nation ... ranked the No. 6 TE in the state of Texas and No. 10 in the Midland Region.
- Three-star prospect by Rivals ... rated the nation's No. 26 tight end ... No. 77 recruit in the state of Texas.
- Three-star by ESPN ... rated the No. 13 tight end in the nation ... No. 95 in the state of Texas and No. 117 in the Midlands Region.
- Three-star by 247Sports ... rated the No. 31 tight end in the nation ... No. 100 player in the state of Texas.



KELLEN MOND

QB • 6-2 • 200 • FR.

San Antonio, Texas
(IMG Academy [Bradenton, Fla.])

Coached by Kevin Wright at IMG Academy in Bradenton, Fla.

- Under Armour All-American.
- Set the IMG Academy season records for passing touchdowns and rushing touchdowns as a senior in 2016. Mond passed for 1,936 yards and 20 TDs and rushed for 775 yards and 18 scores.
- Lettered as a sophomore and junior at Reagan High School in San Antonio before transferring to IMG ... was the District 26-6A Offensive MVP as a junior after passing for 1,991 yards and 26 TDs on 137-of-243 passing, while also rushing for nearly 900 yards. Mond earned second-team all-district honors as a sophomore.
- Rated a four-star recruit by PrepStar ... named to PrepStar Top 150 Dream Team ... ranked the No. 133 overall national recruit.
- Four-star recruit by Scout ... rated the nation's No. 209 recruit and No. 13 quarterback ... rated the No. 1 QB in the state of Florida and No. 3 in the South Region.
- Five-star prospect by Rivals ... rated the nation's No. 1 dual-threat quarterback ... ranked the No. 21 overall prospect in the nation ... No. 4 recruit in the state of Florida.
- Four-star by ESPN ... rated the No. 2 dual-threat quarterback in the nation and No. 59 on the ESPN 300 list ... No. 13 in the state of Florida and No. 27 in the Southeast Region.
- Four-star by 247Sports ... rated the No. 3 dual-threat QB and No. 108 overall prospect in the nation ... No. 20 player in Florida.



DAN MOORE JR.

OL • 6-5 • 315 • FR.

Beaumont, Texas
(West Brook Senior)

Coached by Kevin Flanigan at Beaumont West Brook Senior High School.

- Rated a three-star recruit by PrepStar ... named to the PrepStar All-Midlands Region Team.
- Three-star recruit by Scout ... rated the nation's No. 47 offensive guard ... rated the No. 8 OG in the state of Texas and No. 9 in the Midland Region.
- Three-star prospect by Rivals.
- Three-star by ESPN ... rated the No. 73 offensive guard in the nation ... No. 150 in the state of Texas and No. 194 in the Midlands Region.
- Three-star by 247Sports ... rated the No. 39 offensive guard in the nation ... No. 104 player in the state of Texas.



DEVIN MORRIS

DB • 6-1 • 180 • FR.

Caldwell, Texas
(Caldwell)

Coached by Bobby Goforth at Caldwell High School.

- The two-way standout contributed 40 tackles with three interceptions on defense and 29 catches for 580 yards and four touchdowns on offense as a senior in 2016.
- Dave Campbell's Texas Football Super Team (second team).
- Earned honorable mention Class 4A all-state honors at defensive back from the Associated Press in 2016.
- Rated a three-star recruit by PrepStar ... named to the PrepStar All-Midlands Region Team.
- Three-star recruit by Scout ... rated the nation's No. 57 athlete ... ranked the No. 10 athlete in the state of Texas and the Midland Region.
- Three-star prospect by Rivals ... ranked the No. 58 cornerback prospect in the nation.
- Three-star by ESPN ... rated the No. 56 athlete in the nation ... No. 88 in the state of Texas and No. 109 in the Midlands Region.
- Three-star by 247Sports ... rated the No. 50 cornerback in the nation ... No. 69 player in the state of Texas.



ROSHAUUD PAUL

WR • 6-0 • 180 • FR.

Bremond, Texas
(Bremond)

Coached by Jeff Kasowski at Bremond High School.

- Named the 2016 Mr. Texas Football after leading Bremond High School to a 15-0 state championship. Paul passed for 2,256 yards and 24 touchdowns and rushed for nearly 3,000 yards and 55 touchdowns.
- For his career at Bremond HS, Paul led the Tigers to three straight state titles and a perfect 47-0 record. He was a three-time state championship game MVP.
- 2016 Class 2A Offensive Player of the Year by the Associated Press.
- Honorable mention Parade All-American.
- Rated a four-star recruit by PrepStar ... named PrepStar Top 350 All-American ... ranked the No. 226 overall national recruit by PrepStar.
- Three-star recruit by Scout.com ... rated the nation's No. 69 athlete ... ranked No. 12 athlete in the state of Texas and the Midland Region.
- Three-star prospect by Rivals ... rated the No. 42 athlete in the nation ... ranked the No. 64 prospect in the state of Texas.
- Four-star by ESPN ... rated the No. 12 athlete in the nation and No. 196 on the ESPN 300 list ... No. 31 in the state of Texas and No. 35 in the Midlands Region.
- Three-star by 247Sports ... rated the No. 64 wide receiver in the nation ... No. 60 player in the state of Texas.



JAYDEN PEEVY

DL • 6-6 • 279 • FR.

Houston, Texas
(Bellaire)

Coached by Herb Kuntz at Houston Bellaire High School.

- U.S. Army All-American.
- Dave Campbell's Texas Football Super Team (second team).
- Produced 77 tackles, with 10 sacks and 14 quarterback hurries as a senior at Bellaire High School in 2016.
- Rated a three-star recruit by PrepStar ... named to the PrepStar All-Southeast Region Team.
- Four-star recruit by Scout ... rated the nation's No. 32 defensive end ... ranked the No. 5 DE in the state of Texas and No. 6 in the Midland Region.
- Four-star prospect by Rivals ... rated the No. 9 strongside defensive end in the nation ... ranked No. 34 recruit in the state of Texas.
- Three-star by ESPN ... rated the No. 41 defensive tackle in the nation ... No. 78 in the state of Texas and No. 95 in the Midlands Region.
- Four-star by 247Sports ... rated the No. 15 defensive tackle in the nation ... No. 40 player in the state of Texas.



GRAYSON REED

OL • 6-5 • 305 • FR.

Cypress, Texas
(Cypress Creek)

Coached by Greg McCaig at Cypress Creek High School in Houston, Texas.

- Dave Campbell's Texas Football Super Team (second team).
- Rated a four-star recruit by PrepStar ... named PrepStar Top 350 All-American ... ranked the No. 233 overall national recruit by PrepStar.
- Four-star recruit by Scout ... ranked the No. 28 offensive guard in the nation ... rated No. 6 OG in the state of Texas and Midland Region.
- Four-star prospect by Rivals ... rated the No. 14 offensive guard and No. 244 overall recruit in nation ... rated the No. 32 prospect in the state of Texas.
- Four-star by ESPN ... rated the No. 26 offensive tackle in the nation ... No. 39 in the state of Texas and No. 44 in the Midlands Region.
- Four-star by 247Sports ... rated the No. 24 offensive tackle in the nation ... No. 41 player in the state of Texas.



DEBIONE RENFRO

DB • 6-2 • 183 • FR.

Pearland, Texas
(Pearland)

Coached by Tony Heath at Pearland High School.

- Helped lead Pearland High School to an 8-4 record as a senior in 2016 with 48 tackles, an interception and 10 passes broken up. He also contributed a pair of punt return touchdowns.
- Rated a three-star recruit by PrepStar ... named to the PrepStar All-Midlands Region Team.
- Three-star prospect by Rivals.
- Three-star by ESPN ... rated the No. 54 safety in the nation ... No. 121 in the state of Texas and No. 148 in the Midlands Region.
- Three-star by 247Sports ... rated the No. 110 cornerback in the nation ... No. 207 player in the state of Texas.



ONDARIO ROBINSON

DL • 6-3 • 236 • FR.

Hutto, Texas
(Hutto)

Coached by Steve Van Meter at Hutto High School.

- Dave Campbell's Texas Football Super Team (second team).
- Second-team Class 6A all-state selection at defensive line by the Associated Press after making 68 tackles with 12 quarterback sacks and 18 tackles for loss as a senior in 2016. He also blocked two punts and a field goal attempt on special teams.
- Rated a three-star recruit by PrepStar ... named to the PrepStar All-Southeast Region Team.
- Three-star recruit by Scout ... ranked the No. 44 defensive end nationally ... ranked the No. 6 DE in the state of Texas and No. 8 in the Midland Region.
- Three-star prospect by Rivals.
- Three-star by ESPN ... rated the No. 105 defensive end in the nation ... No. 168 in the state of Texas and No. 220 in the Midlands Region.
- Three-star by 247Sports ... rated the No. 50 strongside defensive end in the nation ... No. 139 player in the state of Texas.



JOSHUA ROGERS

DL • 6-5 • 277 • FR.

Houston, Texas
(Houston Christian)

Coached by Max Bowman at Houston Christian High School.

- Produced 35 tackles, including 24 solo stops, with three quarterback sacks and 13 tackles for loss as a senior in 2016. As a junior, Rogers made 39 tackles with 13 tackles for loss.
- Rated a three-star recruit by PrepStar ... named to the PrepStar All-Midlands Region Team.
- Three-star recruit by Scout ... rated the nation's No. 32 defensive tackle ... rated the No. 5 defensive tackle in Texas and No. 4 in the Midland Region.
- Three-star prospect by Rivals ... rated the No. 34 defensive tackle in the nation ... rated No. 72 recruit in the state of Texas.
- Three-star by ESPN ... rated the No. 89 defensive tackle in the nation ... No. 171 in the state of Texas and No. 225 in the Midlands Region.
- Three-star by 247Sports ... rated the No. 64 defensive tackle in the nation ... No. 125 player in the state of Texas.



DERRICK TUCKER

DB • 6-1 • 189 • FR.

Manvel, Texas
(Manvel)

Coached by Kirk Martin at Manvel High School.

- Dave Campbell's Texas Football Super Team.
- Helped lead Manvel High School to a 13-1 record by contributing 59 tackles and six interceptions as a senior in 2016.
- Rated a four-star recruit by PrepStar ... named PrepStar Top 350 All-American ... ranked the No. 165 overall national recruit by PrepStar.
- Four-star prospect by Scout ... rated the No. 122 recruit nationally and the No. 13 safety ... rated the No. 2 safety in the state of Texas and Midland Region.
- Four-star prospect by Rivals ... rated the No. 140 recruit nationally and the No. 13 safety ... ranked the No. 18 player in the state of Texas.
- Four-star by ESPN ... rated the No. 19 safety in the nation ... No. 47 in the state of Texas and No. 53 in the Midlands Region.
- Four-star by 247Sports ... rated the No. 18 safety in the nation ... No. 26 player in the state of Texas.



ADRIAN WOLFORD

OL • 6-4 • 323 • FR.


Meeker, Okla.
(Meeker)

Coached by Lonney Nolan at Meeker High School in Meeker, Okla.

- Rated a three-star recruit by PrepStar ... named to the PrepStar All-Midlands Region Team.
- Three-star recruit by Scout ... rated the nation's No. 37 offensive guard ... rated the No. 1 OG in Oklahoma and No. 7 in the Midland Region.
- Three-star prospect by Rivals ... rated the No. 22 offensive guard in the nation ... rated No. 10 recruit in the state of Oklahoma.
- Three-star by ESPN ... rated the No. 43 offensive guard in the nation ... No. 10 in the state of Oklahoma and No. 105 in the Midlands Region.
- Three-star by 247Sports ... rated the No. 26 offensive guard in the nation ... No. 10 player in the state of Oklahoma.



COACHES & SUPPORT STAFF



HEAD COACH

KEVIN SUMLIN



Purdue '86

- ▶ SIXTH SEASON AT TEXAS A&M
- ▶ 10TH SEASON AS A HEAD COACH

Three-time national coach of the year finalist Kevin Sumlin has overseen the Texas A&M football team's successful transition to the nation's premier conference while posting the school's most successful five-year span in nearly two decades while competing in the rugged SEC West division.

Since taking over the reins of the Texas A&M program on Dec. 10, 2011, Sumlin has averaged nearly nine victories per season and is one of just two current SEC head coaches to have won at least eight games each year during that span. His 44 wins (44-21 record) after his first five seasons marked the second-fastest coaching start in school history behind R.C. Slocum's 49 wins from 1989-93.

He is just the second Aggie head coach to take his first five teams to a bowl game, and Sumlin's teams have improved the Aggies' school record streak of consecutive seasons with a bowl game appearance to eight seasons. His three bowl victories are already tied for the most in school history.

Sumlin's record against non-conference teams ranked in the Associated Press Top 25 is a perfect 5-0 (wins over No. 22 Louisiana Tech and No. 11 Oklahoma in 2012, No. 22 Duke in 2013, No. 15 Arizona State in 2015 and No. 16 UCLA in 2016). Sumlin's Aggies have beaten at least one AP Top 25 opponent away from Kyle Field each year, and his 12 victories over top 25 teams from 2012-16 rank among the most in college football.

Among those wins over ranked opponents were three road victories over teams ranked in the top 10 of the AP poll -- 29-24 over No. 1 Alabama in 2012, 52-29 over No. 9 South Carolina in the 2014 season-opener and 41-38 over No. 3 Auburn in 2014. Sumlin is the only Aggie head coach in school history to post more than two AP top 10 road wins.

The Aggies' success on the field has coincided

with the team's continued upward trend in the classroom. The Texas A&M football team's 2013-14 multi-year Academic Progress Rate of 974 was an all-time high for the school, and the 2014-15 APR was 967. The Aggies also finished the 2015-16 school year with an overall team GPA above 2.70 and had more than 30 players named to the Athletics Director Honor Roll (requires a 3.0 GPA or higher) both semesters.

Despite his defensive background as a linebacker at Purdue in the mid-1980s, it's been his offenses that have been his calling card as a head coach. In Sumlin's five seasons in the SEC, his offenses have led the conference in passing, scoring and total offense twice, and his 2012 edition became the first to break the 7,000-yard plateau in total offense with 7,261 yards and his 2013 unit was just a yard shy of the milestone.

Going into 2017, Texas A&M owns SEC season records for passing yards (4,593 in 2013), total yards and average total offense (7,261/558.5 in 2012) and first downs (357 in 2013). Texas A&M has the SEC's top two season efforts in total offense average and first downs.

In his nine seasons as a head coach, Sumlin's offenses have averaged more than 400 yards of total offense every season, including more than 500 yards five times. His teams have scored more than 500 points five times, including an incredible 690 points in 2011.

Sumlin came to Texas A&M after a successful stint as head coach at the University of Houston, where he led the Cougars to a school-record 13 victories and the program's highest finish in the Bowl Championship Series standings in 2011. Sumlin was named the Region 5 Coach of the Year by the American Football Coaches Association in 2011 and was one of five finalists for the AFCA's National Coach of the Year award.

During his time at UH, Sumlin posted a 35-17 overall record and led the Cougars to three bowl games. Sumlin led the Cougars to berths in the 2011 Ticket Center Bowl and the 2008 and 2009



Bell Helicopter Armed Forces Bowls.

His final season in Houston was one of the finest in the history of the Cougar football program. Sumlin's Cougars raced through the regular season with a perfect 12-0 record before falling in the Conference-USA Championship to Southern Miss. The Cougars led the nation in passing, total and scoring offense and featured the nation's leader in passing and total offense, quarterback Case Keenum. UH set NCAA FBS team records for total offense and passing yards.

His lone team to not reach a bowl was in 2010. Houston entered the season with high expectations but injuries to their top two quarterbacks, including Keenum, contributed to a 5-7 campaign.

In 2009, Sumlin was a finalist for the Paul "Bear" Bryant National Coach of the Year Award after leading the Cougars to a 10-4 record, which included wins over No. 5-ranked Oklahoma State in

SUMLIN FILE

PERSONAL

BORN.....Aug. 3, 1964

BIRTHPLACEBrewton, Ala.

HOMETOWNIndianapolis, Ind.

WIFECharlene

CHILDRENdaughters Courtney and Shelby;
sons Jackson and Joey

EDUCATION

HIGH SCHOOL ...Brebeuf Jesuit Prep, Indianapolis, Ind.

COLLEGEPurdue: Bachelor's degree
in Criminology and Criminal
Justice, 1988

- Kevin Sumlin has averaged nearly nine victories per season while competing in the rugged SEC West since taking over the reins at Texas A&M in 2012. His 44 wins (44-21 record) after his first five seasons marked the second-fastest coaching start in school history behind R.C. Slocum's 49 wins from 1989-93.
- Sumlin was just the second Texas A&M head coach to lead the Aggies to at least eight wins in his each of his first five years. He is one of just two current SEC head coaches to have won at least eight games each year during that span.
- Sumlin's Aggies have beaten at least one AP Top 25 opponent away from Kyle Field each year, and his 12 victories over top 25 teams from 2012-16 rank among the most in college football.
- Sumlin was the 2012 SEC Coach of the Year by the Associated Press and the SEC Co-Coach of the Year by the league head coaches.
- Sumlin was a 2009, 2011 and 2012 Paul "Bear" Bryant Coach of the Year finalist, and a AFCA Coach of the Year finalist in 2011.
- He earned his degree in Criminology and Criminal Justice from Purdue University in 1988. Sumlin was a standout linebacker for the Boilermakers from 1983-86.
- Sumlin served as an assistant coach at Texas A&M from 2001-02.
- Other assistant coaching stops for Sumlin include: Oklahoma (2003-07), Purdue (1998-2000), Minnesota (1993-97) and Wyoming (1991-92). He got his coaching start as a graduate assistant at Washington State from 1989-90.
- Sumlin is a native of Indianapolis, Ind., and attended high school at Brebeuf Jesuit Prep. He was born Aug. 3, 1964, in



Stillwater, Okla., and BCS conference teams Texas Tech and Mississippi State. Statistically, UH led the nation in passing (433.7), total (563.4) and scoring offense (42.2). Houston also became just the third team in NCAA history to post a 5,000-yard passer and three 1,000-yard receivers in one season.

Taking over the reins of the UH program in December 2007, Sumlin guided the Cougars to an 8-5 record in 2008 and became the first UH coach in 28 years to lead his team to a bowl victory, as Houston topped Air Force 34-28 in the Armed Forces Bowl. When hired at UH, he became the first African-American head football coach at a NCAA Division I school in the state of Texas. He was one of only 10 first-year Football Bowl Subdivision coaches to guide his team to a bowl game and one of only six to win the bowl contest.

Sumlin went to Houston after seven seasons as an assistant coach and offensive coordinator in the Big 12. Sumlin spent five seasons at the University of Oklahoma under head coach Bob Stoops, where he served as both the co-offensive coordinator/wide receivers coach (2006-07) and special teams coordinator/tight ends coach (2003-05).

Before his arrival in Norman, Sumlin spent two seasons at Texas A&M under head coach R.C. Slocum, where he served as the assistant head coach, offensive coordinator and wide receivers coach for the Aggies (2001-2002).

During his previous stint in Aggieland, Sumlin coached several of the top receivers in school history, including Bethel Johnson, Terrence Murphy and Jamaar Taylor who still rank in the top 10 in career catches and receiving yards.

Early in the 2002 season, Slocum promoted Sumlin to offensive play-caller after the Aggie offense struggled in the first three games of the season. With Sumlin calling the plays, the Aggie offense flourished, averaging 33.0 points and 419 yards per game for the remainder of the season af-

ter posting just 16.0 points and 286 yards per game previously. A highlight of the season including a 30-26 win over top-ranked Oklahoma with the Aggies gaining 404 total yards to key the victory.

His coaching career has seen stops at his alma mater, Purdue (1998-2001), Minnesota (1993-97) and Wyoming (1991-92).

Purdue's 1998 receivers set school records with 377 receptions for 4,208 yards and 43 touchdowns. The Boilermakers' Chris Daniels set a Big Ten record with 121 catches and recorded another Big Ten record with 21 receptions in one game.

In addition to Stoops and Slocum, Sumlin served as an assistant coach under Joe Tiller at Purdue and Wyoming, Jim Wacker at Minnesota, Glen Mason at Minnesota and Mike Price at Washington State.

Sumlin has coached in 16 bowl games, including all four traditional New Year's Day games.

A four-year letterman as a linebacker at Purdue from 1983-86, Sumlin finished his career as one of the top tacklers in Boilermaker history. He was named to Sports Illustrated's All-America walk-on list as a freshman after leading Purdue with 91 tackles.

He earned honorable mention All-Big Ten honors as a senior while ranking fifth in the league with 114 tackles, and helped lead Purdue to the Peach Bowl.

The Indianapolis native graduated from Purdue in 1988 with a bachelor's degree in both criminology and criminal justice. Sumlin and his wife Charlene have four children: daughters Courtney and Shelby, and sons Jackson and Joey.



2013 COTTON BOWL
Texas A&M 41, No. 12 Oklahoma 13

STAFF

2008

UNIVERSITY OF HOUSTON
(8-5 • 6-2 C-USA/3rd in West)

AUGUST

30 W 55-3 Southern

SEPTEMBER

6 L 37-56 at Oklahoma State

13 L 28-31 vs. Air Force (Dallas)

20 L 25-28 at Colorado State

27 W 41-24 * at #23/RV East Carolina

OCTOBER

8 W 45-20 * UAB

18 W 44-38 * at SMU

28 L 23-37 * at Marshall

NOVEMBER

8 W 42-34 * Tulane

15 W 70-30 * #25/24 Tulsa

22 W 42-37 * UTEP

29 L 42-56 * at Rice

DECEMBER

31 W 34-28 vs. Air Force

Bell Helicopter Armed Forces Bowl – Fort Worth, Texas

2009

UNIVERSITY OF HOUSTON
(10-4 • 6-2 C-USA/t1st in West)

SEPTEMBER

5 W 55-7 Northwestern State

12 W 45-35 at #5/6 Oklahoma State

26 W 29-28 Texas Tech

OCTOBER

3 L 41-58 * at UTEP

10 W 31-24 at Mississippi State

17 W 44-16 * at Tulane

24 W 38-15 * SMU

31 W 50-43 * Southern Miss

NOVEMBER

7 W 46-45 * at Tulsa

14 L 32-37 * at UCF

21 W 55-14 * Memphis

28 W 73-14 * Rice

DECEMBER

5 L 32-38 at East Carolina

Conference USA Championship Game – Greenville, N.C.

31 L 20-47 vs. Air Force

Bell Helicopter Armed Forces Bowl – Fort Worth, Texas

2010

UNIVERSITY OF HOUSTON
(5-7 • 4-4 C-USA/3rd in West)

SEPTEMBER

4 W 68-28 Texas State

10 W 54-24 * UTEP

18 L 13-31 at UCLA

25 W 42-23 * Tulane

OCTOBER

9 L 24-47 Mississippi State

16 L 31-34 * at Rice

23 W 45-20 * at SMU

30 W 56-17 * at Memphis

NOVEMBER

5 L 33-40 * UCF

13 L 25-28 * Tulsa

20 L 41-59 * at Southern Miss

27 L 20-35 at Texas Tech

2011

UNIVERSITY OF HOUSTON
(*13-1 • 8-0 C-USA/1st in West)

SEPTEMBER

3 W 38-34 UCLA

10 W 48-23 at North Texas

17 W 35-34 at Louisiana Tech

24 W 56-0 Georgia State

29 W 49-42 * at UTEP

OCTOBER

8 W 56-3 * East Carolina

22 W 63-28 * Marshall

27 W 73-34 * Rice

NOVEMBER

5 W 56-13 * at UAB

10 W 73-17 * at Tulane

19 W 37-7 * SMU

25 W 48-16 * at Tulsa

DECEMBER

3 L 28-49 Southern Miss

Conference USA Championship Game – Houston, Texas

JANUARY

1 *W 30-14 Penn State

TicketCity Bowl, Fort Worth, Texas

* – Kevin Sumlin resigned as UH head coach on Dec. 10, 2011 and did not coach the Cougars in the bowl game. His overall record does not reflect the victory.

THE SUMLIN RECORD



AWESOME IN OVERTIME
Texas A&M 31, No. 16 UCLA 24 ^(OT)

2015

TEXAS A&M
(8-5 • 4-4 SEC/t5th in West)

SEPTEMBER

5	W	38-17	vs. #15/#16 Arizona State
12	W	56-23	Ball State
19	W	44-27	Nevada
26	W	28-21 *	vs. Arkansas ^(OT)

OCTOBER

3	W	30-17 *	#21/#22 Mississippi State
17	L	23-41 *	#10/#9 Alabama
24	L	3-23 *	at #24/#23 Ole Miss
31	W	35-28 *	South Carolina

NOVEMBER

7	L	10-26 *	Auburn
14	W	41-17	Western Carolina
21	W	25-0 *	at Vanderbilt
28	L	7-19 *	at LSU

DECEMBER

30	L	21-27	vs. Louisville
----	---	-------	----------------

Franklin Mortgage Music City Bowl, Nashville, Tenn.

2016

TEXAS A&M
(8-5 • 4-4 SEC/4th in West)

SEPTEMBER

3	W	31-24	#16/#24 UCLA ^(OT)
10	W	67-0	Prairie View A&M
17	W	29-16 *	at Auburn
24	W	45-24 *	vs. #17/#18 Arkansas

OCTOBER

3	W	24-13 *	at South Carolina
8	W	45-38 *	#9/#9 Tennessee ^(2OT)
22	L	14-33 *	at #1/#1 Alabama
29	W	52-10	New Mexico State

NOVEMBER

5	L	28-35 *	at Mississippi St.
12	L	28-29 *	Ole Miss
19	W	23-10	UTSA
24	L	39-54 *	#25/RV LSU

DECEMBER

28	L	28-33	Kansas State
----	---	-------	--------------

Advocare V100 Texas Bowl, Houston, Texas

2012

TEXAS A&M
(11-2 • 6-2 SEC/t2nd in West)

SEPTEMBER

8	L	17-20 *	#23/24 Florida
15	W	48-3	at SMU
22	W	70-14	South Carolina St.
29	W	58-10 *	Arkansas

OCTOBER

6	W	30-27 *	at Ole Miss
13	W	59-57	vs. #23/24 Louisiana Tech

Independence Bowl, Shreveport, La.

20	W	19-24 *	#6/6 LSU
27	W	63-21 *	at Auburn

NOVEMBER

3	W	38-13 *	at #17/18 Mississippi St.
10	W	29-24 *	at #1/1 Alabama
17	W	47-28	Sam Houston St.
24	W	59-29 *	Missouri

JANUARY

4	W	41-13	vs. #12/11 Oklahoma
---	---	-------	---------------------

AT&T Cotton Bowl, Arlington, Texas

2013

TEXAS A&M
(9-4 • 4-4 SEC/4th in West)

AUGUST

31	W	52-31	Rice
----	---	-------	------

SEPTEMBER

7	W	65-28	Sam Houston State
14	L	42-49 *	#1/#1 Alabama
21	W	42-13	SMU
28	W	45-33 *	at Arkansas

OCTOBER

12	W	41-38 *	at #RV/NR Ole Miss
19	L	41-45 *	#24/RV Auburn
26	W	56-24 *	Vanderbilt

NOVEMBER

2	W	57-7	UTEP
9	W	51-41 *	Mississippi State
23	L	10-34 *	at #18/#19 LSU
30	L	21-28 *	at #5/#6 Missouri

DECEMBER

31	W	52-48 *	vs. #22/t#21 Duke
----	---	---------	-------------------

Chick-fil-A Bowl, Atlanta, Ga.

2014

TEXAS A&M
(8-5 • 3-5 SEC/6th in West)

AUGUST

28	W	52-28 *	at #9/#9 South Carolina
----	---	---------	-------------------------

SEPTEMBER

6	W	73-3	Lamar
13	W	38-10	Rice
20	W	58-6	at SMU
27	W	35-28 *	vs. Arkansas ^(OT)

OCTOBER

4	L	31-48 *	at #12/#14 Mississippi St.
11	L	20-35 *	Ole Miss
18	L	0-59 *	at #7/#7 Alabama

NOVEMBER

1	W	21-16	ULM
8	W	41-38 *	at #3/#3 Auburn
15	L	27-34 *	Missouri
27	L	17-23 *	LSU

DECEMBER

29	W	45-37	vs. West Virginia
----	---	-------	-------------------

AutoZone Liberty Bowl, Memphis, Tenn.

STAFF

SUMLIN THROUGH THE YEARS



PURDUE
1983-86



WYOMING
1991-92



MINNESOTA
1993-97



PURDUE
1998-2000



TEXAS A&M 2012-PRESENT



TEXAS A&M
2001-02



OKLAHOMA
2003-07



HOUSTON
2008-11

PLAYING EXPERIENCE

1983-86Purdue (linebacker)

COACHING EXPERIENCE

2012- PRES....Texas A&M, head coach

2008-11Houston, head coach

2006-07Oklahoma, co-OC/WRs

2003-05Oklahoma, STC/TEs

2002..... Texas A&M, asst. HC/OC/WRs

2001..... Texas A&M, asst. HC/WRs

1998-00Purdue, asst. coach/WRs

1997Minnesota, asst. coach/QBs

1993-96Minnesota, asst. coach/WRs

1991-92Wyoming, asst. coach/WRs

1989-90Washington State, GA coach

POSTSEASON EXPERIENCE

2016Texas Bowl (Texas A&M)

2015Music City Bowl (Texas A&M)

2014Liberty Bowl (Texas A&M)

2013Chick-fil-A Bowl (Texas A&M)

2013AT&T Cotton Bowl (Texas A&M)

2009Armed Forces Bowl (Houston)

2008Armed Forces Bowl (Houston)

2008Fiesta Bowl (Oklahoma)

2007Fiesta Bowl (Oklahoma)



ASSOC. HEAD COACH / DEFENSIVE COOR. / LINEBACKERS

JOHN CHAVIS



Tennessee '79

- ▶ THIRD SEASON AT TEXAS A&M
- ▶ 39TH SEASON AS A COACH

Longtime SEC defensive coordinator John Chavis is in his third season as Texas A&M's associate head coach, defensive coordinator and linebackers coach.

Chavis, also known as "Chief," has a reputation for aggressive play, a commitment to physicality and a history of defenses that play with a certain swagger. Chavis coaches and recruits by the principle that there's no substitute for speed, no matter the position on the field.

Chavis' aggressive defensive style has been evident as the Aggies have become one of the nation's leaders in sacks, tackles for losses and forced fumbles. Texas A&M were ranked in the top 25 in all three categories in 2015 and 2016, and were ranked in the top 10 nationally in TFLs both years. Texas A&M has produced 111.0 TFLs in each season under Chavis, and the Aggies have made five or more tackles in the opponent backfield 23 times in 26 games.

During 20 seasons of prior experience as a defensive coordinator in the SEC at Tennessee and LSU, Chavis was a part of 18 bowl games, 11 10-win seasons and appeared in the SEC Championship Game six times.

The 2011 Broyles Assistant Coach of the Year, Chavis came to Texas A&M after six highly successful seasons at LSU that saw the Tiger defense finish in the top 12 nationally in total defense four times (2010, 2011, 2012 and 2014). During Chavis' tenure in Baton Rouge, the Tigers forced 152 turnovers and accounted for 14 touchdowns and two safeties. In 79 total games, Chavis' defenses held the opponent under 100 rushing yards 32 times.

From 2009-13, Chavis saw 21 players that he's coached selected in the NFL Draft, including five in the first round, while also producing seven All-Americans and nine All-SEC performers. From 2011-13, six of the nine draft-eligible players who have started on the defensive line for the Tigers were picked in the NFL Draft. In 2013, LSU became the first school in NFL Draft history to have six defensive players selected during the first three rounds. LSU finished with eight defenders selected in the 2013 NFL Draft, including first-rounders in



Barkevious Mingo and Eric Reid.

Prior to his arrival in Baton Rouge in 2009, Chavis spent 14 seasons as the defensive coordinator at Tennessee, helping the Vols to win at least nine games 11 times. The Vols reached the 10-win mark eight times during his time as defensive coordinator, which included a school-record 13 victories during their national championship season in 1998. The Vols had 11 wins 1995, 1997, and 2001 and they won 10 games in 1996, 2003, 2004, and 2007.

With Chavis as the defensive coordinator, UT made five appearances in the SEC Championship Game, winning the league title in 1997 and 1998, and they were invited to three BCS bowl games.

Other coaching accomplishments for Chavis at Tennessee include coaching four linebackers to first-team All-America honors in Leonard Little (1997), Al Wilson (1998), Raynoch Thompson (1999) and Kevin Burnett (2004). All four of those players were selected in the NFL Draft with Wilson being a first round selection. Chavis also coached Jerod Mayo, who was the 10th player taken in the 2008 NFL Draft and was named the 2008 NFL Defensive Rookie of the Year.

Off the field, Chavis is an advocate for sickle cell anemia and he annually hosts a golf tournament to raise money and awareness about the disease.

Chavis, who is originally from Dillon, S.C., is married to the former Diane Crisp. They are the parents of sons, John and Jason.

CHAVIS FILE

PERSONAL

BORNOct. 16, 1956 in Dillon, S.C.
HOMETOWNDillon, S.C.
WIFEDiane Crisp Davis
CHILDREN.....John, Jason

EDUCATION

COLLEGE.....University of Tennessee, 1979

PLAYING EXPERIENCE

1976-78University of Tennessee (middle guard)

COACHING EXPERIENCE

1979Tennessee (graduate assistant)
1980-83Alabama A&M (DL)
1984-85Alabama State (DC)
1986-88Alabama A&M (DC)
1989-2008Tennessee (DL/LB, 1989-94; DC/LB, 1995-2008)
2009-14LSU (DC/LB)
2015Texas A&M (DC/LB)

POSTSEASON EXPERIENCE

1979Bluebonnet (Tennessee)
1989Cotton (Tennessee)
1990Sugar (Tennessee)
1991Fiesta (Tennessee)
1992Hall of Fame (Tennessee)
1993Florida Citrus (Tennessee)
1994Gator (Tennessee)
1995Florida Citrus (Tennessee)
1996Florida Citrus (Tennessee)
1997Orange (Tennessee)
1998Fiesta (Tennessee)
1999Fiesta (Tennessee)
2000Cotton (Tennessee)
2001Florida Citrus (Tennessee)
2002Peach (Tennessee)
2003Peach (Tennessee)
2004Cotton (Tennessee)
2006Outback (Tennessee)
2007Outback (Tennessee)
2009Capital One (LSU)
2010Cotton Bowl (LSU)
2011BCS (LSU)
2012Chick-fil-A (LSU)
2013Outback (LSU)
2014Music City (LSU)
2015Music City (Texas A&M)
2016Texas (Texas A&M)

STAFF

NOEL MAZZONE



New Mexico '80

- ▶ SECOND SEASON AT TEXAS A&M
- ▶ 36TH SEASON AS A COACH

Innovative and experienced, former UCLA offensive coordinator Noel Mazzone is in his second season directing Texas A&M's offense. Aggie head coach Kevin Sumlin and Mazzone both served on the late Jim Wacker's Minnesota staff in the early 1990s.

In year one under Mazzone's direction, the Aggies were one of a handful of FBS team to average over 200 rushing and passing yards per game, while gaining 467.1 total yards per game (No. 24 nationally, No. 2 in the SEC). The Aggies' balanced attack featured 28 rushing touchdowns and 25 passing scores.

For just the third time in school history, the 2016 gained more than 3,000 passing yards (3,317) and 2,000 rushing yards (2,754) in a season. A&M's 2,754 rushing yards were the team's second highest total in the last 20 seasons.

Prior to coming to Texas A&M, Mazzone directed UCLA's offense for four seasons, and his impressive coaching resume includes time as an assistant coach in the NFL and as an offensive coordinator at the Atlantic Coast (NC State), the Big Ten (Minnesota), the SEC (Ole Miss and Auburn) and the Pac-12 (UCLA, Arizona State, Oregon State).

During his four years at UCLA, Mazzone's offenses left a distinctive mark on the Bruin record book. The school's single season team records for passing, scoring and total offense were all established under Mazzone's watch, as well as the individual single season records for passing, total offense, all-purpose yardage and rushing.

Mazzone has a long history of developing quarterbacks. In 2015, Mazzone oversaw freshman quarterback Josh Rosen's record-setting first season that saw him set numerous school passing records and earn Pac-12 Freshman of the Year honors. From 2012-14, Mazzone tutored Brett Hundley, who finished his UCLA career as the total offense and passing touchdowns leader in just three seasons and went on to be drafted by the Green Bay Packers.

Mazzone worked with Brock Osweiler at Arizona State, who became the first Sun Devil quarterback to pass for more than 4,000 yards in a season. Osweiler helped the Denver Broncos to the 2016 Super Bowl and currently plays for the Cleveland Browns.

Other notable NFL quarterbacks with Mazzone ties include Philip Rivers (NC State), Jason Campbell (Auburn) and Kelly Stouffer (Colorado State).

Prior to coaching at UCLA, Mazzone had a two-year coaching stint on Dennis Erickson's staff at Arizona State that saw the Sun Devils rank in the top 25 nationally in total offense both seasons.

Mazzone came to Arizona State from the NFL after having served as WRs coach of the New York Jets from 2006-2008 and working as a personnel consultant for the franchise in 2009.

In 2005, Mazzone enjoyed a second stint at Ole Miss as the offensive coordinator. From 2003-04, he was



the OC and TEs coach at NC State. While at NC State, he coached All-American quarterback Philip Rivers, who went on to become the fourth overall pick in the 2004 NFL Draft. The Wolfpack offense led the ACC in six offensive categories and topped the NCAA in pass efficiency.

In 2002, he was on Erickson's Oregon State staff as the RBs and special teams coach. While with the Beavers, he coached future NFL All-Pro RB Steven Jackson.

Mazzone worked as the OC and QBs coach from 1999-2001 on Tommy Tuberville's staff at Auburn. He recruited and coached the 2000 SEC Player of the Year, Rudi Johnson, a future Pro Bowler with the Cincinnati Bengals. He also tutored All-SEC QB Ben Leard, QB Jason Campbell, and NFL RBs Carnell Williams and Ronnie Brown. Auburn won the SEC West Championship under his watch (2000 and 2001 (t)).

From 1994-98, he was on Tuberville's staff at Mississippi as the OC/QBs coach. Ole Miss won the 1997 Motor City Bowl and produced the school's first 1,000-yard rusher since 1950 in RB Deuce McAllister.

Mazzone was the QBs coach at Minnesota from 1992-94 and at TCU from 1987-91. At TCU, he coached QB Matt Vogler who set a then NCAA single-game passing record with 690 yards in a 1990 game against Houston.

The first stop on Mazzone's coaching journey was a five-year stint at Colorado State working with the QBs and WRs. He mentored future NFL QB Kelly Stouffer, who was the sixth overall selection by the Seattle Seahawks.

Mazzone began his coaching career, in 1980-81, as a graduate assistant at his alma mater, the University of New Mexico. He was an assistant coach at Boulder High School in Boulder, Colorado, in 1981. A native of Raton, N.M., Mazzone graduated from the New Mexico in 1980. He also played quarterback for the Lobos, leading the team in passing in 1976 and 1977.

MAZZONE FILE

PERSONAL

HOMETOWNRaton, N.M.

EDUCATION

COLLEGENew Mexico, bachelor's degree in psychology, 1980

PLAYING EXPERIENCE

1975-79New Mexico (QB)

COACHING EXPERIENCE

2016-Texas A&M (OC)

2012-15UCLA (OC)

2010-11Arizona State (OC)

2009New York Jets (consultant)

2006-08New York Jets (WR)

2005Ole Miss (OC/QB)

2003-04NC State (OC/TE)

2002Oregon State (OC)

1999-2001Auburn (OC)

1995-98Ole Miss (OC/QB)

1992-94Minnesota (QB)

1987-91TCU (QB)

1982-86Colorado State (QB/WR)

1980-81New Mexico (grad assistant)

POSTSEASON EXPERIENCE

2016Texas Bowl (Texas A&M)

2015Foster Farms Bowl (UCLA)

2014Alamo Bowl (UCLA)

2013Sun Bowl (UCLA)

2012Holiday Bowl (UCLA)

2011Las Vegas Bowl (ASU)

2003Tangerine Bowl (NCST)

2002Insight Bowl (ORST)

2001Peach Bowl (AUB)

2000Florida Citrus Bowl (AUB)

1998Independence Bowl (OM)

1997Motor City Bowl (OM)



ASSISTANT COACH/TIGHT ENDS / SPECIAL TEAMS COOR.

JEFF BANKS



Washington State '99

- ▶ FIFTH SEASON AT TEXAS A&M
- ▶ 20TH SEASON AS A COACH

Veteran special teams coordinator and former All-Pacific 10 Conference punter Jeff Banks is in his fifth season at Texas A&M where he oversees the Aggies' special teams and coaches the tight ends.

With first-year starters at punter and placekicker last season, the Aggie specialists remained among the SEC's elite. The Aggies connected on 71-of-78 placekicks (91.0 percent) and ranked No. 7 nationally in net punting, while pinning opponents inside the 20-yard line 27 times. Additionally, the Aggies averaged an NCAA-best 25.4 yards on punt returns and produced four return touchdowns.

In 2016, both the Aggies' punter and placekicker received All-SEC mention, while the team ranked among the national leaders in punt average, net punting and field goal accuracy. The Aggies led the SEC with a 86.7 percent success rate on field goals and hit all 59 of their extra point tries. A&M ranked No. 11 nationally with a 40.7 net punt average.

The highlight of his first season with the Aggies was the development of punter Drew Kaser and placekicker Josh Lambo. In 2013, Kaser broke the A&M record with a 47.4 punt average while being named a first-team All-American and being a finalist for the Ray Guy Award. Lambo connected on 80 percent of his field goal kicks and was 50-of-51 PATs. The Aggies also blocked an SEC-high three kicks, ranked third in net punting (39.4) and second in KO return defense (18.3).

Banks has deep connections to one of head coach Kevin Sumlin's coaching mentors, Mike Price, both as a player at Washington State and an assistant coach at UTEP. Banks was at UTEP from 2004 to 2012 where he served as special teams coordinator and also coached the running backs and punters.

During his time in El Paso, Banks oversaw one of the top special teams units in Conference USA as the Miners led the league in special teams statistics



in 2011 and 2012. In 2012, UTEP led the conference in net punting with a 40.1 average and punt return defense with a 3.1 yard average. The Miners allowed just 65 yards on 21 opponent punt returns. The Miners also ranked No. 3 in kickoff returns (23.8 avg.) and No. 4 in punt returns (10.1). UTEP blocked four kicks and returned a pair of kickoffs for touchdowns.

In 2011, UTEP led C-USA in punting (40.5 avg.) and ranked second in kickoff returns (26.3 avg.) and third in kickoff coverage (44.4 avg.). The Miners rated fourth nationally in kickoff returns and sixth in net punting, and the team blocked three punts and also executed successful fake kicks for first downs on the road on three occasions.

In 2009, a Banks pupil Donald Buckram broke UTEP's season rushing record that had stood for over 60 years by rushing for 1,594 yards.

Previously, Banks served as an assistant coach at Idaho State from 2000-03 where he was the special teams coordinator, recruiting coordinator and coached the running backs. Idaho State led the nation in net punting twice in his three seasons.

He got his coaching start as a graduate assistant under Price at Washington State from 1998-2000, where he worked with the offense and the punters and kickers.

As a player, Banks was a two-time all-conference punter for Washington State, posting a 42.8 average as a junior and 43.4 as a senior. As a senior,

BANKS FILE

PERSONAL

BORN.....April 8, 1975
HOMETOWNUpland, Calif.
WIFE.....Kori
HOMETOWNDaughter Sydnei and sons Gage and Tanner

EDUCATION

COLLEGE.....Washington State, bachelor's degree in communications, 1999

COACHING EXPERIENCE

2013-Texas A&M (tight ends/STC)
2012Virginia (running backs/STC)
2012UTEP (running backs/STC)
2000-03Idaho State (running backs/STC/recruiting coordinator)
1998-2000Washington State (grad asst./offense/punters/kickers)

POSTSEASON EXPERIENCE

2016Texas Bowl (Texas A&M)
2015Music City Bowl (Texas A&M)
2014Liberty (Texas A&M)
2013Chick-fil-A Bowl (Texas A&M)
2010New Mexico (UTEP)
2005GMAC (UTEP)
2004Houston (UTEP)
1998Rose (Washington State / player)

he led the Pac 10 and was No. 15 nationally while helping the Cougars go 10-2 and earn an invitation to the Rose Bowl. Banks was selected to participate in the Senior Bowl. Banks earned his bachelor's degree in communications from Washington State in 1999.

He started his collegiate career at Citrus College in Glendora, Calif., where he was a first team all-conference kicker and punter. Banks played his prep ball at Bishop Amat High School in La Puente, Calif. He lettered in soccer as well as football. He was a member of Bishop Amat's state championship team, going 51-for-51 on extra point attempts.

Banks and his wife, Kori, have a daughter, Sydnei, and two sons, Gage and Tanner.

STAFF



RON COOPER



Jacksonville State '83

- ▶ FIRST SEASON AT TEXAS A&M
- ▶ 35TH SEASON AS A COACH

A former head coach and a longtime defensive assistant coach, Ron Cooper joined the Texas A&M staff as the defensive secondary coach on Feb. 3, 2017.

The veteran coach brings more than 30 years of coaching experience to Texas A&M, including 10 as a head coach on the collegiate level, and he has served four stints as a defensive coordinator.

He came to Aggieland from Florida International where he served as the Panthers' interim head coach for the final eight games of the 2016 season. Cooper also served as head coach at Eastern Michigan (1993-94), Louisville (1995-97) and Alabama A&M (1998-2001).

Cooper served at FIU for two seasons with his first as the team's assistant head coach and defensive backs coach in 2015. He was elevated to the Panthers' defensive coordinator in 2016 before leading FIU to a 4-4 records as the interim head coach.

Prior to FIU, Cooper served as the assistant head coach and defensive backs coach at South Florida from 2013-14. He helped lead the Bulls to a team record 20-plus takeaways each season and the defense scored four touchdowns.

He coached one season in the NFL as the defensive backs coach for the Tampa Bay Buccaneers in 2012.

Cooper has deep ties to Texas A&M defensive coordinator John Chavis, having served as the LSU secondary coach under Chavis from 2009-11. He mentored one of the top secondaries in the country that included national award winners Morris Claiborne, Patrick Peterson and Tyrann Mathieu.

Cooper also made stops in the SEC at South Carolina (2004-08) and Mississippi State (2003). In 2008, Cooper assisted with a defense that ranked No. 1 in the SEC and No. 2 in the nation in pass defense, allowing just 160 yards per game. With the Gamecocks, Cooper helped lead the team to appearances in the 2005 Independence Bowl, 2006 Liberty Bowl and 2009 Outback Bowl.

He broke into the head coaching ranks with Eastern Michigan and went on to become head



coach at Louisville and Alabama A&M. Cooper's 1995 Louisville team led the nation in takeaways and finished No. 9 nationally in scoring defense. The following season, the Cardinals ranked No. 4 in both total defense and rushing defense. At Alabama A&M, Cooper guided the Bulldogs to the Southwestern Athletic Conference Championship Game in 2000. His squad led the nation in rushing defense and they ranked No. 8 nationally in scoring defense. He also discovered defensive end Robert Mathis and coached him in his first three collegiate seasons.

Before becoming the head coach at Eastern Michigan, Cooper served as an assistant coach at Notre Dame (1991-92), helping the Irish to victories in the 1992 Sugar Bowl and 1993 Cotton Bowl.

Cooper also served coaching stints at UNLV (1990), East Carolina (1989), Murray State (1987-88), Austin Peay (1985-86), Minnesota (1984) and Appalachian State (1983).

As a player, Cooper was a four-year letterman at Jacksonville State, where he helped the Gamecocks to Gulf South Conference titles in 1981 and 1982. Cooper played in the NCAA Div. II playoff three times during his career, including a semifinal run in 1982.

COOPER FILE

PERSONAL

BORN Feb. 11, 1962 in Huntsville, Ala.
WIFE..... Djuna
CHILDREN Tristan, Tyler, Deuce (Ronald Jr.)

EDUCATION

COLLEGE Jacksonville State,
 bachelor's degree, 1983
 Appalachian State,
 master's degree, 1986

COACHING EXPERIENCE

2017- Texas A&M (DB)
2016 FIU (Interim Head Coach)
2016 FIU (Asst. Head Coach/DC/LB)
2015 FIU (Asst. Head Coach/DC/DB)
2013-14 USF (Asst. Head Coach/DB)
2012 Tampa Bay Buccaneers (DB)
2009-11 LSU (DB)
2008 South Carolina (Safeties)
2006-07 South Carolina (Asst. Head Coach/DB)
2005 South Carolina (OLB/ST)
2004 South Carolina (DB)
2003 Mississippi State (DC)
2002 Wisconsin (Assistant Coach)
1998-2001 . Alabama A&M (Head Coach)
1995-97 Louisville (Head Coach)
1993-94 Eastern Michigan (Head Coach)
1991-92 Notre Dame (Asst. Head Coach)
1990 UNLV (DC)
1989 East Carolina (Assistant)
1987-88 Murray State (DC)
1985-86 Austin Peay (Assistant)
1984 Minnesota (Graduate Asst.)
1983 Appalachian State (Graduate Asst.)

He earned his bachelor's degree in physical education/biology in 1983 and his master's in athletic administration from Appalachian State in 1986.

Cooper and his wife, the former Djuna Cooper, have a daughter and two sons -- Tristan, Tyler and Deuce (Ronald Jr.).

CLARENCE MCKINNEY



Mary '94

- ▶ SIXTH SEASON AT TEXAS A&M
- ▶ 21ST SEASON AS A COACH

A member of Kevin Sumlin's first coaching staff at Houston, Clarence McKinney is in his sixth year of overseeing the Aggies' running back corps.

Despite leaning on a pair of newcomers at running back in 2016, the Aggies produced the one of the greatest rushing seasons in the last 20 years at Texas A&M. Trayveon Williams surpassed the 1,000-yard mark with 1,057 yards, while Keith Ford chipped in 669 yards as the Aggies' rushing attack averaged 5.7 yards per carry and produced 211.8 yards per game.

In 2015, the Aggies' running back corps produced its first 1,000-yard rusher of the McKinney era when Tra Carson rushed for 1,165 yards, which included seven 100-yard rushing games.

Using a balanced rotation running backs in 2014, the Aggies' trio of runners averaged over five yards per carry while combining for 1,520 rushing yards and 15 rushing touchdowns.

In addition to his running back coach duties, McKinney served as the Aggies' offensive coordinator and play-caller for the 2013 Cotton Bowl and the 2013 regular season. Under his direction, the Aggies led the SEC in passing, scoring and total offense, while setting school records for passing yards, touchdowns and completion percentage.

Under McKinney's direction in 2012, the Aggies' top three running backs combined for more than 1,600 yards while averaging 5.5 yards per carry. Combined with quarterback Johnny Manziel, A&M's rushing attack was the best in the SEC and was the school's most productive ground game in more than 20 seasons.

Prior to coming to Texas A&M, McKinney served as Houston's recruiting coordinator, in addition to overseeing the Cougar running backs. His four-year stay at Houston was highly successful as the Cougars compiled a 36-17 record and played in three bowl games. UH posted double-digit wins twice during his stay, including 2011's school-record 13 victories and bowl triumph over Penn State.

UH's 2011 campaign enjoyed the strong play of running back Charles Sims, who gained 7.5 yards per carry on his way to 821 yards while grabbing 51 passes for 575 yards. In 2010, McKinney tutored



Bryce Beall to first-team all-C-USA honors. Beall and Michael Hayes combined for 1,499 yards and 20 touchdowns. In 2009, Sims earned a spot on the C-USA All-Freshman Team after averaging 4.92 receptions per game, ranking third among FBS receiving running backs.

During his first year at Houston in 2008, McKinney guided Beall to C-USA Freshman of the Year honors after becoming the first freshman in UH history to rush for more than 1,000 yards. Beall also was named the MVP of the 2008 Armed Forces Bowl after rushing for 135 yards and one touchdown in a 34-28 win over Air Force.

Prior to joining Sumlin's staff at UH, McKinney served as head football coach at Jack Yates High School, compiling a winning record of 30-8 in three seasons. While at Yates he received several accolades, including being named a 2006 Gordon Wood 4A Coach of the Year Finalist and a 2007 Texans Coach of the Year Finalist.

McKinney also served as an assistant football coach at North Shore High School (2003-05) and Booker T. Washington High School (1997-2003) where he was named the 2003 Houston Coaches Association Assistant Coach of the Year. Under his leadership as head and assistant coach, McKinney helped many young men to receive scholarships to NCAA Division I schools and pursue their dreams of playing in the NFL.

MCKINNEY FILE

PERSONAL

BORNDec. 26, 1970

HOMETOWNHouston, Texas

WIFEJakmica

CHILDRENBritney, Atallah and Quran

EDUCATION

HIGH SCHOOLHouston Yates

COLLEGEUniversity of Mary, bachelor's degree in elementary education, 1994

Prairie View A&M, master's degree in educational administration, 2002

PLAYING EXPERIENCE

1991-93University of Mary (quarterback/wide receiver)

1989-91Montana State (quarterback)

COACHING EXPERIENCE

2012-Texas A&M (RB)

2013Texas A&M (OC/RB)

2010-11Houston (RB/recruiting coord.)

2008-09Houston (RB)

2005-07Yates HS (head coach)

2003-05North Shore HS (assistant coach)

1997-03Booker T. Washington HS (assistant coach)

POSTSEASON EXPERIENCE

2016Texas Bowl (Texas A&M)

2015Music City Bowl (Texas A&M)

2014Liberty Bowl (Texas A&M)

2013Chick-fil-A Bowl (Texas A&M)

2013Cotton Bowl (Texas A&M)

2011Ticket City (Houston)

2009Armed Forces (Houston)

2008Armed Forces (Houston)

McKinney played football three seasons at Montana State, before transferring to University of Mary where he received his degree in elementary education. He later earned a master's in educational administration from Prairie View A&M in 2002.

McKinney and his wife, Jakmica, have three children, Britney, Atallah and Quran.

STAFF

AARON MOOREHEAD



Illinois '03

- ▶ THIRD SEASON AT TEXAS A&M
- ▶ NINTH SEASON AS A COACH

Former NFL Super Bowl Champion wide receiver Aaron Moorehead joined Kevin Sumlin's Texas A&M football staff as wide receivers coach in January of 2015.

Moorehead, who played five seasons for the Indianapolis Colts, came to Texas A&M after serving a two-year stint as Frank Beamer's wide receiver coach at Virginia Tech and working on David Shaw's offensive staff at Stanford for two years and under Jim Harbaugh with the Cardinal for one year. During those five seasons, Moorehead has helped coach five teams to bowl games, including the Rose, Fiesta and Orange Bowls.

The 2016 edition of the wide receiver corps was highlighted by the exploits of Christian Kirk and Josh Reynolds, who combined for 144 catches, nearly 2,000 yards and over 20 touchdowns. Kirk earned first-team All-SEC honors with a career-high 83 catches for 928 yards, while Reynolds produced 1,039 yards on 61 catches (17.0 avg.)

In his first season with the Aggies in 2015, Moorehead mentored a receiving corps that featured three receivers with at least 40 catches and 500 yards, led by SEC Freshman of the Year Christian Kirk with 80 catches and 1,009 yards. Junior Josh Reynolds contributed 907 yards on 51 catches for a SEC-best 17.8 per catch average.

Under Moorehead's guidance at Virginia Tech, the Hokies had three wide receivers with 40 or more catches in the same season twice, which had never been done by the Hokies prior to his arrival.

At Stanford, Moorehead worked with the wide receivers, helping coach a team to three-straight BCS games, including wins in the Orange and Rose Bowls. Under his tutelage, the duo of Doug Baldwin and Ryan Whalen combined for 99 catches for 1,296 yards and 10 touchdowns in 2010. Additionally, Chris Owusu was picked up by the Tampa Bay Buccaneers in 2012 following his senior season at Stanford and Griff Whalen transitioned from a successful collegiate career at Stanford under Moorehead to an NFL career with the Indianapolis Colts.



Prior to his time at Stanford University, he spent the 2009 season as a graduate assistant coach at the University of New Mexico, where he worked with the wide receivers.

Following his playing career at Illinois, Moorehead spent five seasons (2003-07) in the NFL with the Indianapolis Colts, including an appearance in Super Bowl XLI when the Colts beat the Chicago Bears. In five seasons with the Colts, Moorehead appeared in 36 games, including one start, catching 31 passes for 330 yards and one touchdown. Moorehead's father, Emery, played 12 seasons (1977-88) in the NFL with the New York Giants, Denver Broncos and Chicago Bears and was part of the Bears Super Bowl-winning team following the 1985 season. The Mooreheads are the only father-son combination to play in, and win a Super Bowl.

A four-year letterwinner at Illinois from 1999-2002, Moorehead caught 85 passes for 1,293 yards and nine touchdowns. He helped lead the Illini to the 2001 Big Ten Championship and a berth in the 2002 Sugar Bowl. He earned his bachelor's degree in sports management in 2003.

A native of Deerfield, Ill., Moorehead and his wife, Rosalyn, have two children, Avari and Mason. Moorehead attended Deerfield High School where

MOOREHEAD FILE

PERSONAL

BORNNov. 5, 1980

WIFE.....Rosalyn

CHILDRENAvari and Mason

HOMETOWN.....Deerfield, Ill.

EDUCATION

COLLEGEB.S. in Sports Management, University of Illinois (2003)

PLAYING EXPERIENCE

1999-2002University of Illinois (wide receiver)

2003-07Indianapolis Colts (wide receiver)

COACHING EXPERIENCE

2015-Texas A&M (WR)

2013-14Virginia Tech (WR)

2010-12Stanford (offensive asst. - WR)

2009New Mexico (WR)

POSTSEASON EXPERIENCE

Player

1999.....MicronPC Bowl (Illinois)

2001.....Sugar Bowl (Illinois)

2003.....NFL Playoffs (Indianapolis Colts)

2004.....NFL Playoffs (Indianapolis Colts)

2005.....NFL Playoffs (Indianapolis Colts)

2006.....Super Bowl (Indianapolis Colts)

2007.....NFL Playoffs (Indianapolis Colts)

Coach

2010.....Orange Bowl (Stanford)

2011.....Fiesta Bowl (Stanford)

2012.....Rose Bowl (Stanford)

2013.....Sun Bowl (Virginia Tech)

2014.....Military Bowl (Virginia Tech)

2015.....Music City Bowl (Texas A&M)

2016.....Texas Bowl (Texas A&M)

he participated in football, baseball and track, finishing fourth in the state 110-meter high hurdles as a senior.



ASSISTANT COACH/DEFENSIVE ENDS

TERRY PRICE



Texas A&M '89

- ▶ SIXTH SEASON AT TEXAS A&M
- ▶ 26TH SEASON AS A COACH

A four-year football letterman at Texas A&M from 1986-1989, Terry Price led the Aggies' defensive line in tackles as both a junior and a senior helping the Aggies to pair of conference championships during his standout career.

Price earned All-Southwest Conference honors as a senior and was also named an honorable mention All-American by The Sporting News.

In 2014, Price helped guide true freshman defensive end Myles Garrett to one of the best debut seasons in school history with 11.5 quarterback sacks that also established a new SEC record. Garrett would go on to become a two-time All-American and a two-time finalist for the Rotary Lombardi Award before being selected No. 1 overall in the 2017 NFL draft by the Cleveland Browns.

In Price's first season back in Aggieland coaching was the fall of 2012, he helped the staff transition to a 4-3 defense while returning only one starter on the defensive line. The unit emerged as a strength and generated a first-team All-American in defensive end Damontre Moore. Moore would go on to become a third-round draft pick of the New York Giants. The lone returning starter of the group was Spencer Nealy who received the prestigious Aggie Heart Award at the end of the season.

Price played under Aggie head coaches Jackie Sherrill and R.C. Slocum and helped the team compile an overall record of 34-14. During Price's career, the Aggies only lost three games on Kyle Field.

Price was drafted in the 10th round of the 1990 NFL draft by the Chicago Bears. He played two seasons in the NFL for the Bears and the Miami Dolphins. Price returned to Aggieland in 1992 to finish his undergraduate degree and began his football coaching career working on Coach Slocum's staff.

After departing Texas A&M, Price served one year as the strength coach and DL coach for Western Kentucky in 1994. He joined Coach Tommy Turbiville's staff at Ole Miss from 1995-98 serving as the DL coach for the Rebels. He moved with Turbiville to another SEC school, Auburn, and coached from 1999-2008. Price would remain in the SEC moving back to Ole Miss to work under head coach Houston Nutt from 2009-11.



His DL crews at both Ole Miss and Auburn were noted for getting pressure on the quarterback and creating havoc. At Ole Miss, Price coached NFL selections Derrick Burgess (2001 third round by the Philadelphia Eagles), Jerrell Powe (2011 sixth round by the Kansas City Chiefs) and Greg Hardy (2010 sixth round by the Carolina Panthers). The 2005 Auburn DL led the SEC in sacks and that included an 11-sack performance against arch rival Alabama. At Auburn, Price coached NFL selections Marcus Washington (2000 second round by the Indianapolis Colts), Quinton Reese (2000 sixth round by the Detroit Lions), Reggie Torbor (2004 fourth round by the New York Giants), Stanley McClover (2006 seventh round by the Carolina Panthers), and Quinton Groves (2008 second round by the Jacksonville Jaguars). Groves is the Auburn University career sacks leader.

An excellent recruiter, Price was named a Rivals.com Top 25 recruiter in the nation in 2014 and 247 Sports.com named Price the No. 12 overall recruiter in the country the same year. Price has brought 5-star DL talent such as Myles Garrett (2014), Daylon Mack (2015) and Justin Madubuike (2016) to Aggieland.

Price is a 1992 graduate of Texas A&M with a bachelor's degree in sociology. He was born in Atlanta, Ga., and played his high school football at Plano High School near Dallas. Price is married to the former Kenya Hodges and the couple has two sons—Alexander and Devin.

PRICE FILE

PERSONAL

WIFE.....Kenya
 CHILDRENAlexander and Devin

EDUCATION

COLLEGETexas A&M, bachelor's degree in sociology, 1992

PLAYING EXPERIENCE

1986-89Texas A&M

COACHING EXPERIENCE

2015-Texas A&M (DE)
 2012-14Texas A&M (DL)
 2011 (DEC.) ...Texas Tech (DL)
 2009-11Mississippi (DL)
 1999-2008Auburn (DL)
 1995-98Mississippi (DL)
 1994Western Kentucky (DL/strength)
 1992-93Texas A&M (volunteer coach)

POSTSEASON EXPERIENCE

2016Texas (Texas A&M)
 2015Music City (Texas A&M)
 2014Liberty (Texas A&M)
 2013Chick-fil-A (Texas A&M)
 2013Cotton (Texas A&M)
 2009Cotton (Mississippi)
 2007Chick-fil-A (Auburn)
 2006Cotton (Auburn)
 2005Capital One (Auburn)
 2004Sugar (Auburn)
 2003Music City (Auburn)
 2002Capital One (Auburn)
 2001Peach (Auburn)
 2000Florida Citrus (Auburn)
 1998Independence (Mississippi)
 1997Motor City (Mississippi)
 1993Cotton (Texas A&M)
 1992Cotton (Texas A&M)
 1989Sun (Texas A&M - player)
 1987Cotton (Texas A&M - player)
 1986Cotton (Texas A&M - player)

STAFF

DAVID TURNER



Davidson '85

- ▶ SECOND SEASON AT TEXAS A&M
- ▶ 32ND SEASON AS A COACH

A veteran of more than 15 seasons as a defensive line coach in the SEC, David Turner is in his second season overseeing Texas A&M's defensive tackles and serving as the defensive run-game coordinator.

Widely regarded as one of the top defensive line coaches in the nation, Turner came to Texas A&M from Mississippi State where he spent six seasons in two stints – 2007-09 and 2013-15.

A veteran of 30 years as a collegiate coach with 16 seasons of experience in the SEC, Turner mentored current NFL standouts Fletcher Cox, Kyle Love, Pernell McPhee, Josh Boyd and most recently Preston Smith.

Turner's defensive fronts at MSU earned a reputation for being consistently disruptive and putting pressure on the opposing quarterback. Over the past two seasons, the Bulldogs piled up over 180 tackles for loss, including 68 quarterback sacks. In 2015, the Bulldogs set a school record with 98 tackles for loss, while the 2014 unit produced 37 sacks, which ranked No. 2 in the SEC and were the third-most in school history.

At Kentucky, Turner helped the defense improve in tackles for loss, sacks and rushing yards allowed from the year prior to his hire. The Wildcats improved their sacks-per-game average each season under Turner's watch, posting more than two per game in 2012.

Turner originally joined the MSU staff in 2007 after one season at Alabama. He coached the Crimson Tide defensive ends during his lone campaign in Tuscaloosa. Alabama finished 23rd nationally in total defense in 2006 and advanced to the Independence Bowl.

Prior to Alabama, Turner was the defensive line coach and recruiting coordinator at Vanderbilt from 2002-05. One of his linemen, tackle Jovan Haye, went on to the NFL. Vanderbilt had a significant upgrade in talent level during Turner's term as recruiting coordinator as he helped bring in the players for the Commodores' eventual Music City Bowl championship in 2008.

A native of Goldston, N.C., Turner also has worked in the Big Ten Conference at Minnesota (2001), where he worked with the defensive ends, and in the Atlantic Coast Conference at Virginia



(1997-2000), where he coached defensive tackles and linebackers. He also was co-special teams coordinator in his final season. The Cavaliers played in the Peach Bowl, Micronpc.com Bowl and the Oahu Classic during his term there.

Turner began his collegiate coaching career in 1986 as an assistant at his alma mater, Davidson College. He worked with the running backs and tight ends over a two-year stretch. In 1988, he moved to North Carolina State, serving two years as a defensive graduate assistant. He worked with a Wolfpack unit that ranked first in the ACC in total defense in 1988 while playing in the Peach Bowl and Copper Bowl.

He spent one year as the defensive line coach at Indiana University of Pennsylvania, helping the team to a 12-2 overall record while reaching the Division II national championship game. He also worked two seasons at James Madison, helping the Dukes to a 9-4 record and a berth in the 1991 Division I-AA playoffs.

Turner returned to the Division I-A ranks in 1993. He spent two seasons as defensive ends coach at Kentucky, where he helped the Wildcats advance to the '93 Peach Bowl. In 1995, he went back to NC State, coaching defensive ends and linebackers before going to Virginia in '97.

TURNER FILE

PERSONAL

HOMETOWNGoldston, N.C.

WIFEYvette

CHILDRENBianca, Alexyia

EDUCATION

COLLEGEDavidson, bachelor's degree in sociology, 1985

COACHING EXPERIENCE

2016Texas A&M (Run Defense Coordinator/DT)

2013-15Mississippi State (DL)

2010-12Kentucky (DL)

2007-09Mississippi State (DL)

2006Alabama (DE)

2002-05Vanderbilt (Recruiting Coordinator/DL)

2001Minnesota (DE)

1997-2000Virginia (DT/LB)

1995-96NC State (DT/LB)

1993-94Kentucky (DE)

1991-92James Madison

1990Indiana U. of Pennsylvania

1988-89NC State (Graduate Assistant)

1987Davidson (OLB)

1986Davidson (RB/TE)

POSTSEASON EXPERIENCE

2016Texas Bowl (Texas A&M)

2015Belk Bowl (Mississippi State)

2014Orange Bowl (Mississippi State)

2013Liberty Bowl (Mississippi State)

2011BBVA Compass Bowl (Kentucky)

2007Liberty Bowl (Mississippi State)

2006Independence Bowl (Alabama)

2000Oahu Bowl (Virginia)

1999Micronpc.com Bowl (Virginia)

1998Chick-fil-A Bowl (Virginia)

1993Peach Bowl (Kentucky)

1989Copper Bowl (NC State)

1988Peach Bowl (NC State)

Turner, who graduated from Davidson in 1985 with a degree in sociology, is married to the former Yvette Modica and the couple has two daughters, Bianca and Alexyia.



ASSISTANT COACH/OFFENSIVE LINE

JIM TURNER



Boston College '88

- ▶ SIXTH SEASON AT TEXAS A&M
- ▶ 24TH SEASON AS A COACH

With an unwavering attention to detail, Jim Turner is in his second season of his second stint overseeing Texas A&M's offensive line unit.

In 2016, Turner was able to mold an offensive front that featured four new starters into a solid group that helped clear the way for a balanced offense that averaged over 200 passing and rushing yards per game, while generating 467.0 total yards per contest, which ranked No. 2 in the SEC.

A veteran of more than 20 seasons of coaching experience at all levels of football, Turner also served as offensive line coach at Texas A&M from 2008-11.

The 2011 offensive unit ranked in the Top 25 in total offense (No. 7), scoring offense (No. 11), passing offense (No. 18) and rushing offense (No. 24) and the offensive line allowed nine quarterback sacks in 13 games (on 537 pass attempts).

Among the offensive linemen signed and developed by Turner during his first stay at Texas A&M included Patrick Lewis (Seattle Seahawks), Luke Joeckel (No. 2 overall pick in 2013 NFL Draft), Jake Matthews (No. 9 overall pick in 2014), Cedric Ogbuehi (No. 21 overall pick in 2015) and Jarvis Harrison (New York Jets).

Turner came to Texas A&M after serving a short stint on Tommy Tuberville's Cincinnati staff as the running backs coach (2016) and a couple of years in private business.

When Turner left Texas A&M after the 2011 Meinecke Car Care Bowl of Texas victory, he served as offensive line coach in the NFL for the Miami Dolphins (2012-13).

The 2013 Dolphins improved their win total for the second-straight season and got off to a 3-0 start, the first time since 2002. In 2012, Turner guided an offensive line that paved the way for Miami to finish eighth in the AFC in rushing yards per game (112.6) and seventh in rushing yards per play (4.10). Additionally, the offensive line allowed 15 fewer sacks from the previous season (52 in 2011 to 37 in 2012), good for the third-best improvement in a two-season span in team history.

Prior to coming to Aggieland the first time, Turner coached offensive line at his alma mater of Boston College in 2007. Before serving in Chestnut Hill, Turner worked two seasons (2005-06) as offensive line coach at the University of Delaware. In



2006, Turner was assistant head coach and recruiting coordinator for the Fightin' Blue Hens.

Turner's background includes stops at Temple in 2003-04 as the offensive line coach as well as three years (2000-02) as the offensive line and run game coordinator for Harvard.

Turner spent one season as the offensive line coach for Louisiana Tech in 1999. The offensive line allowed only 18 sacks in 566 pass attempts.

From 1994 through 1998, Turner coached at Northeastern University working with the offensive line and tight ends in 1994-95, before switching to running backs and special teams in 1996, and ending his tenure there as the defensive line and special teams in 1997 and 1998.

A native of Braintree, Massachusetts, Turner was a three-year letterman for Coach Jack Bicknell at Boston College as a fullback. He played in three bowl games, the Liberty, Cotton and Hall of Fame. His senior season he was named a team captain.

After earning his degree in sociology in 1988 from Boston College, Turner began his coaching career at his high school alma mater of Braintree. He spent the 1989 season in London, England, as the offensive coordinator of the Kent Rams before serving in the United States Marine Corps as an infantry officer in Europe, the Middle East and Japan from 1990-94.

Turner is married and his wife's name is Patricia. They have one son, Michael.

TURNER FILE

PERSONAL

BirthdateJanuary 15, 1965
 Birthplace.....Boston, Mass.
 HometownBoston, Mass.
 Wife.....Patricia
 Children.....Michael

EDUCATION

COLLEGE.....Boston College, bachelor's degree in sociology, 1988

MILITARY EXPERIENCE

1990-94U.S. Marine Corps / Infantry Officer

COACHING EXPERIENCE

2016-Texas A&M (OL)
 2016.....Cincinnati (OL)
 2012-13Miami Dolphins (OL)
 2008-11Texas A&M (OL)
 2007.....Boston College (OL)
 2006.....Delaware (Asst. HC / RC)
 2005-06Delaware (OL)
 2003-04Temple (OL)
 2000-02Harvard (OL / Run Game Coord.)
 1999.....Louisiana Tech (OL)
 1997-98Northeastern (DL)
 1996.....Northeastern (RB)
 1994-95Northeastern (OL / TE)
 1989.....Kent (London) Rams (Offensive Coord. / Player-Coach)
 1988.....Braintree (Mass.) HS (Offense)

BOWL GAMES AS A PLAYER

1983Liberty Bowl
 1985Cotton Bowl
 1985Kickoff Classic
 1986Hall of Fame Bowl

POSTSEASON EXPERIENCE

2009.....Independence Bowl (Texas A&M)
 2010.....Cotton Bowl (Texas A&M)
 2011.....Texas Bowl (Texas A&M)
 2016.....Texas Bowl (Texas A&M)

STAFF

MARK HOCKE



New Orleans '08

- ▶ FIRST SEASON AT TEXAS A&M
- ▶ 15TH SEASON AS A COACH

After successful stints at Alabama, Georgia and, most recently, Florida State, Mark Hocke was hired to oversee the Texas A&M football team's strength and conditioning program on January 13, 2017.

Hocke came to Aggieland after one season as the co-associate head football strength and conditioning coach at Florida State where he served under head football coach Jimbo Fisher and strength coach Vic Vilorio. The Seminoles won the final five games of 2016 on their way to a 10-3 record that included a 33-32 win over Michigan in the Orange Bowl.

Prior to his time in Tallahassee, Hocke was the head strength and conditioning coach at the University of Georgia, where he directed a 15-person staff that trained a pair of All-SEC honorees in offensive lineman John Theus and safety Dominick Sanders. The Bulldogs finished the year with a 10-3 record, which included a win over Penn State in the Gator Bowl.

Hocke received his collegiate coaching start at the University of Alabama in 2009 and spent six seasons on head coach Nick Saban's staff. Under the tutelage of respected strength and conditioning coach Scott Cochran, Hocke helped coach three teams that won BCS national championships (2009, 2012, 2013). He also headed the offseason Player Leadership Council and reported directly to the head coach. During his stay in Tuscaloosa, Hocke helped train over 35 players that signed NFL contracts, including 10 first-round NFL Draft picks. He also served as the head strength coach for the men's tennis team for one season.



HOCKE FILE

PERSONAL

HOMETOWNNew Orleans, La.

EDUCATION

COLLEGEUniversity of New Orleans, bachelor's degree in business, 2008

COACHING EXPERIENCE

- 2017-**Texas A&M (Director of FB S&C)
- 2016**Florida State (Co-Assoc. Head S&C)
- 2015**Georgia (Director of FB S&C)
- 2009-14**Alabama (Co-Assoc. Head S&C)
- 2003-08**New Orleans Jesuit HS (WR, RB, DB, S&C)

POSTSEASON EXPERIENCE

- 2016**Orange Bowl (Florida State)
- 2015**Gator Bowl (Georgia)
- 2014**Sugar Bowl -- CFB Semifinals (Alabama)
- 2013**Sugar Bowl (Alabama)
- 2012**BCS National Championship (Alabama)
- 2011**BCS National Championship (Alabama)
- 2010**Capital One Bowl (Alabama)
- 2009**BCS National Championship (Alabama)

Hocke's first coaching job was at Jesuit High School in New Orleans, La., where he served as a position coach (wide receivers, running backs and defensive backs) and oversaw the team's strength and conditioning from 2003-2008.

His certifications include CSCCC Certified, FMS Screen Certified as well as USA Weightlifting Level 1 Sports Performance Coach Certified.

A native of New Orleans, La., Hocke earned his bachelor's degree in business from the University of New Orleans in 2008. He also completed two years of business school prerequisite undergraduate work at Tulane University.



GARY REYNOLDS



Texas A&M '88

► 10TH SEASON AT TEXAS A&M

Veteran football administrator Gary Reynolds is in his second year as Texas A&M's Associate Athletics Director for Football after serving as the Aggies' Director of Football Operations for the previous eight seasons.

The owner of two degrees from Texas A&M, Reynolds returned to his alma mater in 2008 to serve on Mike Sherman's staff and was retained by Aggie head coach Kevin Sumlin in 2012.

Prior to returning to the college ranks, Reynolds played a key role in a trio of Super Bowl campaigns by two NFL teams — the 1997 and 1998 games with the Green Bay Packers and the 2006 Super Bowl with the Seattle Seahawks.

In 1993, Reynolds joined the Packers organization under Mike Holmgren as the administrative assistant for football operations from 1993-95. He spent the next three years as the offensive assistant and quality control coach for the Packers from 1996-98.

When Holmgren moved to the Seattle Seahawks he took Reynolds with him. Reynolds served in all areas of the Seahawks' organization working closely with Holmgren as assistant to the general manager from 1999 and 2000 and then as director of football administration in 2001 and 2002 until he assumed the position of offensive assistant and quality control coach for Seattle from 2003-07.

Reynolds earned his bachelor's degree in industrial distribution in 1988 from Texas A&M and completed work on his master's degree in education administration in the spring of 1992. While completing his master's degree, Reynolds assisted with the Aggies' recruiting operation with Tim Cassidy.

Upon receiving his master's degree, Reynolds accepted the assistant recruiting coordina-



tor position at the University of Tennessee in 1992.

A native of Missouri City, Texas, Reynolds and his wife, Jessica, reside in College Station, Texas. Reynolds has two daughters, Hannah and Olivia.

REYNOLDS FILE

PERSONAL

BORNOct. 15, 1966

HOMETOWNMissouri City, Texas

WIFEJessica

CHILDREN.....Hannah and Olivia

EDUCATION

COLLEGE.....Texas A&M, bachelor's degree in industrial distribution, 1988

Texas A&M, master's degree in educational administration, 1992

ATHLETIC WORK HISTORY

2016-PRES....Texas A&M (Assoc. AD for FB)

2012-15Texas A&M (Dir. of FB ops)

2008-11Texas A&M (Dir. of FB ops/R&D)

2003-07Seattle Seahawks (Off. Asst./QC)

2001-02Seattle Seahawks (Dir. of FB admin.)

1999-00Seattle Seahawks (asst. to the GM)

1996-98Green Bay Packers
(off. asst./quality control)

1993-95Green Bay Packers
(admin. asst for FB ops)

1992Tennessee (asst. recruiting coord.)

1991Texas A&M (grad. asst./recruiting)

POSTSEASON EXPERIENCE

2016Texas (Texas A&M)

2015Music City (Texas A&M)

2014Liberty (Texas A&M)

2013Chick-fil-A (Texas A&M)

2013Cotton (Texas A&M)

2011Texas (Texas A&M)

2011Cotton (Texas A&M)

2009Independence (Texas A&M)

2006Super Bowl (Seattle Seahawks)

2002Senior Bowl

1998Super Bowl (Green Bay Packers)

1997Super Bowl (Green Bay Packers)

1996Pro Bowl

1993Hall of Fame (Tennessee)

1992Cotton (Texas A&M)

STAFF



DIRECTOR OF FOOTBALL OPERATIONS

MATT FONTENOT



McNeese State '10

► FIFTH SEASON AT TEXAS A&M

Matt Fontenot enters his fifth season with the Texas A&M Football program and his second serving as Director of Football Operations for the Aggies.

In his new role, Fontenot oversees the day-to-day operations of the football program, academics, coordinates team travel, roster and scholarship management, as well as serving as the program's liaison to the NFL. He also oversees the team's travel, logistics, and activities for the post season. He coordinates team charity and community service projects and aids in football-specific fundraising initiatives. He creates, plans and executes donor events throughout the year.

Prior to assuming the director role, Fontenot served as assistant director of operations for the Texas A&M Football program the previous two seasons. He was responsible for daily distribution of player and staff schedules, roster maintenance, aiding of NFL scouts in their campus visits, and assisting in team travel and bowl week scheduling and coordination, among other duties.

He came to Texas A&M in 2013 as a recruiting and operations intern for the football team while earning a masters of science in sport management degree.

Prior to coming to Aggieland, Fontenot worked with the AT&T Cotton Bowl operations and marketing staff for the 2013 game, which featured Texas A&M and Oklahoma. Among his duties were creating marketing initiatives to increase the game awareness throughout the Dallas-Fort Worth Metroplex and provided sponsorship fulfillment for game sponsors: AT&T, Dr Pepper and Samsung.

He also served on the Twelve Baseball Academy staff in College Station, Texas, and he served as a assistant baseball coach and hitting instructor for the St. Louis Catholic High School in New Orleans, La.

A native of Lake Charles, La., Fontenot graduated from McNeese State in 2009. He signed with McNeese State in 2007 out of Bossier Parish Community College, but suffered an elbow injury that required "Tommy John surgery" and forced him to miss the 2008 season. He started as a middle infielder as a junior and senior, and he produced a .343 batting average as a junior to help McNeese set a school record for team batting average (.316). He earned Southland Conference Player of the Week honors multiple times and finished his career with a .301 average, nine home runs and 56 RBI. A good student, Fontenot was named to the McNeese State and Southland Conference Honor Roll.

FONTENOT FILE

PERSONAL

BORNSept. 26, 1987

HOMETOWNLake Charles, La.

WIFEMallory Istre Fontenot

CHILDRENson, Beckett

EDUCATION

COLLEGEMcNeese State, bachelor's degree in general studies, associate of arts in sociology, 2009

Texas A&M, master's degree in sport management, 2013

ATHLETIC WORK HISTORY

2016-Texas A&M (Dir. of FB Ops.)

2014-15Texas A&M (Asst. Dir. of FB Ops.)

2013Texas A&M (Recruiting/FB Operations intern)

2012Cotton Bowl (Operations and Marketing)

2011New Orleans St. Louis Catholic High School (assistant baseball coach/hitting instructor)

POSTSEASON EXPERIENCE

2016Texas (Texas A&M)

2015Music City (Texas A&M)

2014Liberty (Texas A&M)

2013Chick-fil-A (Texas A&M)





ASSOCIATE AD FOR FOOTBALL

DENNIS POLIAN



Villanova '99

▶ SECOND SEASON AT TEXAS A&M

Dennis Polian is in his second season as Texas A&M's Director of Player Personnel after serving in a variety of administrative roles in professional football over the previous decade.

Polian comes to Texas A&M from the Tennessee Titans where he served as a pro scout, football administrator and special assistant to head coach over the past five years. Prior to working with the Titans, Polian served in similar roles with the Indianapolis Colts and the Minnesota Vikings, including as the Super Bowl XLI team coordinator for the Colts in 2007.

Polian moved to the NFL after a year with the Hamilton Tiger-Cats of the Canadian Football League where he served initially as the running backs coach and director of quality control and later as the assistant general manager from 2008-09. He also served as the director of team services with the Arena Football League from 2007-08.

He had a two-year stint with Tulane University from 2006-07 where he began as the director of football operations and later served as assistant

director of athletics with oversight of sports services, including football administrative planning, equipment and coaches video management. He was also involved in Tulane athletic department's Hurricane Katrina action plan.

He moved to Tulane from Columbia University where he served as assistant athletic director for football operations and special projects from 2004-05.

From 2003-04, Polian served as the corporate sales and client services manager for the Arena Football League.

He began his career in athletics in event operations at Boston College from 1999-2001 where he served as a game operations manager for various revenue events, including football, men's and women's basketball and hockey.

Polian, whose brother, Brian, served on Kevin Sumlin's first coaching staff at Texas A&M, is a 1999 graduate of Villanova University with a bachelor's degree in political science and he earned his master's in administrative studies from Boston College in 2001.

POLIAN FILE

PERSONAL

BORNNov. 10, 1976

WIFEJenny

EDUCATION

COLLEGEVillanova, bachelor's degree in political science, 1999

Boston College, master's degree in administrative studies, 2001

ATHLETIC WORK HISTORY

2017- Texas A&M (Associate AD FB)

2016 Texas A&M (Dir. of Player Personnel)

2012-16 Tennessee Titans (Special Asst. to Head, administrator, scout)

2011-12 Indianapolis Colts (Dir. of Football Administration)

2009-11 Minnesota Vikings (Assistant to the Head Coach)

2008-09 Hamilton Tiger-Cats (Asst. GM, Quality Control, RB coach)

2007-08 Arena Football League (Dir. of Team Services)

2005-07 Tulane University (Dir. of FB Ops, Asst. AD)

2004-05 Columbia University (Asst. AD/FB Ops and Special Projects)

2003-04 Arena Football League (Corporate Sales/client services manager)

1999-2001 ... Boston College (Game Operations Manager)

POSTSEASON EXPERIENCE

2016 Texas (Texas A&M)



STAFF

FOOTBALL SUPPORT STAFF



SCOTT BATTLE
ASST. SPORTS SCIENTIST



DALIS BOYETTE
ATHLETIC TRAINER



DR. J.P. BRAMHALL
DIRECTOR OF SPORTS MEDICINE



JENNIFER BUNNER
LEAD OFFICE ASSOCIATE



ROBERT CARLISLE
SCHOLASTIC SUPERVISOR



MIKE CARUSO
ASSOC. AD / GAME OPERATIONS



DAN CHILDS
DIRECTOR OF ACADEMICS/FOOTBALL



ANDREW DOLLAK
DIR. OF RECRUITING OPERATIONS



DR. JAMES DISTEFANO
TEAM PHYSICIAN



JAMES DUNCAN
VIDEO COORDINATOR



JANET ELKINS
LEAD OFFICE ASSISTANT



JAE FADDE
ASST VIDEO COORDINATOR



MIKE FERRARA
PERSONNEL ASSISTANT



MASON FLICK
PRODUCER/EDITOR



BRYAN GOSSETT
ASST EQUIPMENT MANAGER



HOWARD GRAY
DIRECTOR OF SPORT SCIENCE



LEE GRIMES
GRADUATE ASSISTANT (OFFENSE)



RAASAAN HARALSON
DEFENSIVE QUALITY CONTROL



PHIL HEDRICK
ASSOC. AD / ATHLETIC TRAINING



MIKADO HINSON
DIRECTOR OF PLAYER DEVELOPMENT



BLAIRE HODGES
ON-CAMPUS RECRUITING COORD.



RILEY HOISTAD
ATHLETIC TRAINER



TAM HOLINGSHEAD
DIR. OF HIGH SCHOOL RELATIONS



LEE HOOD
LEARNING SPECIALIST



BRIAN JOHNSON
SPORTS PERFORMANCE COACH



WILL JOHNSON
HOST / "THE PULSE"



ERIN JONES
DIRECTOR OF EVENT MANAGEMENT



MIKE JONES
ASST. DIR. OF CREATIVE MEDIA



TIGER JONES
SPORTS PERFORMANCE COACH



DR. MATTHEW KEE
REHABILITATION SPECIALIST



CADE KEY
PRODUCTION MANAGER



BUDDY KIMBERLIN
DIRECTOR, 12TH MAN PRODUCTIONS



SHARON LEE
FACILITIES & MAINTENANCE



IVAN LICON
DIRECTOR OF CREATIVE MEDIA



TAYLOR MAZZONE
OFFENSIVE QUALITY CONTROL



HOLLY MCBERTY
ADMIN. COORD., HEAD COACH

STAFF



ROBERTO M^CBRIDE
SPORTS PERFORMANCE COACH



KAITLYN M^CCANNA
SCHOLASTIC SUPERVISOR



LARRY M^CDONALD
PERSONNEL ASSISTANT



MICHAEL M^CGEE
ATHLETIC ASSISTANT



STEVE MILLER
ASST. AD. / EVENTS & EXTERNAL SERVICES



JERRY NEUHEISEL
OFFENSIVE QUALITY CONTROL



TYRONE NIX
SENIOR ANALYST



SCOTT OBERGEFELL
KYLE FIELD GENERAL MANAGER



JOSEPHUS PATRICK
SPORTS PERFORMANCE COACH



KEVIN PATULLO
SENIOR ANALYST



CRAIG POTTS
ATHLETIC FIELDS MAINTENANCE MANAGER



DUANE PRICE
DEFENSIVE QUALITY CONTROL



HOLLY REEDY
EVENT COORDINATOR



SCOTT RETZLAFF
DIGITAL MEDIA ASST.



DAVID SHUMATE
SENIOR PERSONNEL ASSISTANT



MATT SIMON
DIRECTOR OF DIGITAL MEDIA




JEREMY SPRINGER
SPECIAL TEAMS QUALITY CONTROL



OWEN STANLEY
ATHLETIC TRAINER



MICHELLE STOUT
LEARNING SPECIALIST



JONATHAN TANGUAY
DIRECTOR OF PERFORMANCE NUTRITION



DEANDRE THOMPSON
DEFENSIVE QUALITY CONTROL



JOSHUA THOMPSON
PERSONNEL ASSISTANT



MATT WATSON
ASSIST. AD. EQUIPMENT & APPAREL



REVEILLE IX
OFFICIAL MASCOT

TEXAS A&M ATHLETICS SENIOR STAFF



SCOTT WOODWARD
DIRECTOR OF ATHLETICS



STEPHANIE REMPE
DEPUTY DIRECTOR OF ATHLETICS



DAVID BATSON
SR. ASSOCIATE ATHLETICS DIRECTOR
(ATHLETIC COMPLIANCE)



BRANDY DOUGLASS
CHIEF OF STAFF



KEVIN HURLEY
SR. ASSOCIATE ATHLETICS DIRECTOR
(FACILITIES & CONSTRUCTION)



JUSTIN MOORE
SR. ASSOCIATE ATHLETICS DIRECTOR



JEFF TOOLE
SR. ASSOCIATE ATHLETICS DIRECTOR
(ATHLETICS CFD)



DOUGLAS WALKER
SR. ASSOCIATE ATHLETICS DIRECTOR
(EXTERNAL AFFAIRS)



LORI WILLIAMS
SR. ASSOCIATE ATHLETICS DIRECTOR /
SENIOR WOMAN ADMINISTRATOR

STAFF

SCOTT WOODWARD



LSU '85

▶ SECOND YEAR AT TEXAS A&M

Texas A&M University President Michael K. Young named Scott Woodward the institution's new Director of Athletics on January 8, 2016, after leading the athletics program at the University of Washington to new heights.

"I am thrilled that Scott will lead the Texas A&M Athletics Department at an important time in the history of our school, as we continue to showcase our successes as one of the nation's premier athletics programs," President Young said in making the announcement. "I have great respect and admiration for his understanding of higher education and the role that athletics plays in an institution and community and the vital role it can play in preparing student-athletes for success. His ability to work across multiple constituencies in a collaborative and thoughtful manner will certainly be an asset in this position. I am confident that under Scott's leadership, working closely with our tremendous coaches and staff, that Texas A&M will continue to be among the most successful athletic programs in the nation."

Woodward arrived in Aggieland in the midst of one of the most successful overall athletics years in school history. Headlined by Southeastern Conference titles in volleyball, women's swimming and diving, men's basketball and baseball, Texas A&M finished 2015-16 as the only university in the country to have all of its athletics teams advance to postseason competition. Additionally, Texas A&M was the only SEC program to have its football, men's basketball and baseball teams participate in the postseason. The Aggies concluded last year with a 12th-place national finish in the Learfield Sports Directors' Cup rankings, trailing only Florida in the SEC and marking the sixth time Texas A&M has finished in the top 12 in the past seven years.

Since arriving in Aggieland, Woodward has already made his mark in developing key relationships across the university community and the Texas A&M University System and working closely with the 12th Man Foundation, which raises funds for scholarships, programs and facilities on behalf of the Athletics Department.

In the few months after assuming the Texas A&M Athletics Director post, Woodward finalized the plans and led the announcement for two long-discussed new facilities for the Aggie softball and track and field programs. Both the \$28.6 million softball facility and \$39.8 million outdoor track and field stadium will be among the finest in the country, with a scheduled completion for both projects in time for the 2018 seasons.

Woodward has outlined three major priorities for Texas A&M Athletics: Compete for conference and national championships, graduate Aggie student-athletes and provide an unmatched collegiate experience.



"Texas A&M is an outstanding university and athletic program competing in what is arguably the best conference in college sports," Woodward said. "I can promise the Aggie faithful that we will compete for championships across the board and we will do so with integrity, class and a commitment to our student-athletes."

A total of 101 Texas A&M student-athletes earned their degrees during the 2015-16 academic year, as the Aggies continued to make great strides in the classroom. Texas A&M Athletics finished the spring semester with a record 314 student-athletes earning 3.0 grade-point average or higher, with nine athletics teams posting the same mark overall. Men's basketball (3.12 GPA) and women's swimming and diving (3.44 GPA) led their respective genders in team GPA in the spring, with both winning SEC Championships and advancing their respective NCAA Championships.

Woodward assumed the helm of Washington athletics in January 2008, after serving as Vice President for External Relations at Washington from 2005-2008. In his role as Athletics Director, Woodward oversaw a departmental revenue exceeding \$100 million per year and a staff of more than 200. The Husky athletics program flourished under his leadership, capturing seven national championships and multiple conference titles.

The Husky football program returned to the postseason in 2010 for the first time since 2001, and made five straight bowl appearances. Woodward garnered wide acclaim in 2013 for hiring current head football coach Chris Peterson. The men's basketball program won the 2012 Pac-12 regular season championship, 2010 and 2011 Pac-10 Conference Tournament Championship and reached the NCAA's Sweet Sixteen in 2010.

Washington ranked fourth in the Pac-12 Conference in student-athlete graduation rates and ranked second over a ten-year average. Under Woodward's

leadership, Washington demonstrated an exemplary record of compliance, hiring and diversity. Fundraising set all-time records under Woodward and he secured multiple high-figure corporate sponsorships. He also led a \$280 million renovation of Husky Stadium, completed in 2013, and facility enhancements for baseball. In recognition of his accomplishments at Washington, Woodward was nominated by the Sports Business Journal for the prestigious Athletic Director of the Year Award in March of 2014.

Prior to joining the University of Washington, Woodward served as the Director of External Affairs at LSU from 2000-04. Acting as the liaison between the university and government and corporate officials, he advised then-Chancellor Mark Emmert on policy and government appropriations. As with his tenure in External Affairs at Washington, Woodward helped lead LSU to unprecedented economic growth, paving the way for the University's move from a Tier II to Tier I research institution.

At LSU, Woodward also served as the Chancellor's representative to the athletics department. During his time with the Tigers, the institution's intercollegiate athletic teams won 10 NCAA national championships, including one in football in 2003.

After serving as a political consultant and legislative liaison in Baton Rouge, Woodward founded a government and public relations firm in the mid-1990s, providing strategic policy direction to Fortune 500 corporations, including clients in the education, insurance and oil industries. He also worked on behalf of the Louisiana Nature Conservancy and the New Orleans Center for Creative Arts, as well as served on the Board of Directors of the Baton Rouge Food Bank.

Woodward earned a Bachelor's Degree in Political Science from LSU in 1985. He is married to Nanette Dicharry and has two adult sons, Michael and Josh Evans.



2016 SEASON IN REVIEW

THE LAST TIME

100-YARD RUSHER

by A&M	100	Keith Ford	vs LSU	Nov. 24, 2016
by Opp.	285	Derrius Guice	of LSU	Nov. 24, 2016

TWO 100-YARD RUSHERS

by A&M	217	Trayveon Williams	vs Tennessee	Oct. 8, 2016
	110	Trevor Knight	vs Tennessee	Oct. 8, 2016
by Opp.	182	Nick Fitzgerald	of Mississippi State	Nov. 5, 2016
	140	Aeris Williams	of Mississippi State	Nov. 5, 2016

200-YARD RUSHER

by A&M	217	Trayveon Williams	vs Tennessee	Oct. 8, 2016
by Opp.	285	Derrius Guice	of LSU	Nov. 24, 2016

60-YARD RUSH PLAY

by A&M	71	Trayveon Williams	vs Tennessee	Oct. 22, 2016
by Opp.	74	Nick Fitzgerald	of Mississippi State	Nov. 5, 2016

THREE-OR-MORE RUSHING TDS

by A&M	3	Trevor Knight	vs Tennessee	Oct. 8, 2016
by Opp.	4	Derrius Guice	of LSU	Nov. 24, 2016

TEAM RUSHED FOR 300 YARDS

by A&M	353	vs Tennessee	Oct. 8, 2016
by Opp.	365	Mississippi State	Nov. 5, 2016

TEAM RUSHED FOR LESS THAN 100 YARDS

by A&M	89	vs LSU	Nov. 28, 2015
by Opp.	37	Prairie View A&M	Sep. 10, 2016

300-YARD PASSER

by A&M	307	Jake Hubenak	vs Louisville	Dec. 30, 2015
by Opp.	346	Skyler Howard of West Virginia	in the Liberty Bowl	Dec. 29, 2014

400-YARD PASSER

by A&M	401	Kenny Hill	vs Ole Miss	Oct. 11, 2014
by Opp.	427	Anthony Boone of Duke	in the Chick-fil-A Bowl	Dec. 31, 2013

SCORED ON OVER A 50-YARD PASS PLAY

by A&M	54 yds	Christian Kirk from Jake Hubenak	vs Mississippi State	Nov. 5, 2016
by Opp.	58 yds	B. Pringle 79 yd pass from Jesse Ertz of Kansas State	in Houston	Dec. 28, 2016

30 PASS COMPLETIONS

by A&M	30	Trevor Knight	vs Kansas State	Dec. 28, 2016
by Opp.	37	Garrett Gilbert of SMU	in College Station	Sept. 21, 2013

40 PASS ATTEMPTS

by A&M	48	Trevor Knight	vs Kansas State	Dec. 28, 2016
by Opp.	40	Shea Patterson of Ole Miss	in College Station	Nov. 12, 2016

THREE-OR-MORE TD PASSES

by A&M	3	Trevor Knight	vs Kansas State	Dec. 28, 2016
by Opp.	3	Skyler Howard of West Virginia	in the Liberty Bowl	Dec. 29, 2014

FOUR-OR-MORE TD PASSES

by A&M	4	Kyle Allen	vs Nevada	Sept. 19, 2015
by Opp.	4	Dylan Thompson of South Carolina	in Columbia	Aug. 28, 2014

100-YARD RECEIVER

by A&M	154	Josh Reynolds	vs Kansas State	Dec. 28, 2016
by Opp.	107	Byron Pringle	in Houston	Dec. 28, 2016

10-OR-MORE RECEIVERS

by A&M	12		vs New Mexico State	Oct. 29, 2016
by Opp.	10	Tennessee	in College Station	Oct. 8, 2016

10-OR-MORE RECEPTIONS

by A&M	12	Josh Reynolds	vs Kansas State	Dec. 28, 2016
by Opp.	11	Fred Ross of Mississippi State	in College Station	Nov. 7, 2015

FOUR FIELD GOALS

by A&M	5	Daniel LaCamera	at Auburn	Sept. 17, 2016
by Opp.	4	Daniel Carlson of Auburn	in College Station	Nov. 7, 2015

50-YARD FIELD GOAL

by A&M	52	Taylor Bertolet	vs Western Carolina	Nov. 14, 2015
by Opp.	51	Caleb Sturgis of Florida	in College Station	Sept. 8, 2012

60-YARD FIELD GOAL

by A&M	62	Terence Kitchens	vs Southern Miss	Sept. 25, 1999
--------	----	------------------	------------------	----------------

RECORDED A BLOCKED PUNT

by A&M	1 st Qtr	Sam Moeller	vs Vanderbilt	Nov. 21, 2015
by Opp.	4 th Qtr	Carring Byndom of Texas	in Austin	Nov. 25, 2010

RECORDED A BLOCKED FIELD GOAL ATTEMPT

by A&M		Justin Evans	vs Prairie View	Sept. 10, 2016
		<i>blocked Owen Hoolihan's attempt (1st Qtr)</i>		
by Opp.		Josh Boyd of Mississippi State	in Starkville	Nov. 3, 2012
		<i>blocked Taylor Bertolet's attempt (2nd Qtr)</i>		

A KICKOFF WAS RETURNED FOR A TD

by A&M	84 yards	Coryell Judie	at Baylor	Nov. 13, 2010
by Opp.	81 yards	Brandon Boykin of Georgia	in Shreveport	Dec. 28, 2009

PUNT RETURN FOR A TD

by A&M	68 yards	Christian Kirk	vs Alabama	Oct. 17, 2015
by Opp.	78 yards	Dez Bryant of Oklahoma State	in Stillwater	Oct. 4, 2008

BLOCKED PUNT RETURN FOR A TD

by A&M	1 yards	Jaxson Appel	vs SMU	Sept. 17, 2005
by Opp.	10 yards	Courtney Herndon of Kansas State	in College Station	Oct. 11, 2008

INTERCEPTION RETURNED FOR A TD

by A&M	60 yards	Donovan Wilson	vs South Carolina	Oct. 31, 2015
by Opp.	55 yards	Minkah Fitzpatrick of Alabama	in College Station	Oct. 17, 2015

FUMBLE RECOVERY FOR A TD

by A&M	12 yards	Deshazor Everett	vs SMU	Sept. 21, 2013
by Opp.	21 yards	Jonathan Allen of Alabama	in Tuscaloosa	Oct. 22, 2016

A TEAM SCORED A SAFETY

by A&M		vs Prairie View	in College Station	Sept. 10, 2016
		<i>(Sack by Jarrett Johnson in endzone)</i>		
by Opp.		by Oklahoma	in College Station	Nov. 6, 2010
		<i>(A&M punt blocked and recovered in endzone)</i>		

OVERTIME HISTORY

11-6 OVERALL, 7-3 HOME, 1-2 AWAY, 3-1 NEUTRAL

Nov. 1, 1997	Texas A&M 28	Oklahoma State 25	1 OT	College Station
Dec. 5, 1998	Texas A&M 36	Kansas State 33	2 OT	St. Louis, Mo.
		<i>(Big 12 Championship)</i>		
Dec. 31, 2000	Mississippi State 43	Texas A&M 41	1 OT	Shreveport, La.
		<i>(Independence Bowl)</i>		
Oct. 5, 2002	Texas Tech 48	Texas A&M 47	1 OT	College Station
Nov. 16, 2002	Missouri 33	Texas A&M 27	2 OT	College Station
Oct. 23, 2004	Texas A&M 29	Colorado 26	1 OT	College Station
Oct. 30, 2004	Baylor 35	Texas A&M 34	1 OT	Waco, Texas
Nov. 13, 2004	Texas A&M 32	Texas Tech 25	1 OT	College Station
Oct. 1, 2005	Texas A&M 16	Baylor 13	1 OT	College Station
Oct. 21, 2006	Texas A&M 34	Oklahoma State 33	1 OT	Stillwater, Okla.
Sept. 8, 2007	Texas A&M 47	Fresno State 45	3 OT	College Station
Oct. 29, 2011	Missouri 38	Texas A&M 31	1 OT	College Station
Nov. 11, 2011	Kansas State 53	Texas A&M 50	4 OT	Manhattan, Kan.
Sept. 27, 2014	Texas A&M 35	Arkansas 28	1 OT	Arlington, Texas
Sept. 26, 2015	Texas A&M 28	Arkansas 21	1 OT	Arlington, Texas
Sept. 3, 2016	Texas A&M 31	UCLA 24	1 OT	College Station
Oct. 8, 2016	Texas A&M 45	Tennessee 38	2 OT	College Station

2016 TEXAS A&M FOOTBALL

SCHEDULE / RESULTS

DATE		OPPONENT	W / L	SCORE	OVERALL	SEC	START	TIME	TEMP	ATTEND
SEPTEMBER	3 Sat.	#16 UCLA	W	31-24 (OT)	1-0	—	2:39 PM	4:03	88°	100,443
	10 Sat.	PRAIRIE VIEW A&M	W	67-0	2-0	—	11:01 AM	3:33	80°	96,412
	17 Sat.	* at Auburn	W	29-16	3-0	1-0	6:11 PM	3:42	81°	87,175
	24 Sat.	* ^ vs. #17 Arkansas	W	45-24	4-0	2-0	8:15 PM	3:39	—	67,751
OCTOBER	1 Sat.	* South Carolina	W	24-13	5-0	3-0	4:01 PM	3:20	84°	78,245
	8 Sat.	* #9 TENNESSEE	W	45-38 (2OT)	6-0	4-0	2:39 PM	4:43	81°	106,248
	22 Sat.	* at #1 Alabama	L	14-33	6-1	4-1	2:39 PM	3:34	71°	101,821
	29 Sat.	NEW MEXICO STATE	W	52-10	7-1	—	6:32 PM	3:19	83°	99,960
NOVEMBER	5 Sat.	* at Mississippi State	L	28-35	7-2	4-2	11:01 AM	3:25	65°	58,407
	12 Sat.	* OLE MISS	L	28-29	7-3	4-3	6:39 PM	3:29	70°	104,892
	19 Sat.	UTSA	W	23-10	8-3	—	11:01 AM	3:09	55°	102,502
	24 Thu.	* #25 LSU	L	39-54	8-4	4-4	6:33 PM	3:45	65°	102,961
DECEMBER	28 Wed.	! vs. Kansas State	L	28-33	8-5	—	8:10 PM	3:31	—	68,412

* - Southeastern Conference game. ^ - AT&T Stadium (Arlington, Texas). ! - Advocare V100 Texas Bowl (NRG Stadium, Houston, Texas).

SCORE BY QUARTERS

	1ST	2ND	3RD	4TH	OT	TOTAL
TEXAS A&M	100	112	103	121	17	453
OPPONENTS	71	79	43	123	3	319



RECORD BREAKDOWN

Overall	8-5
Home	5-2
Away	2-2
Neutral	1-1
SEC	4-4
Non-Conference	4-2
Overtime	2-0
Day	5-2
Night	3-3
vs Top 25	3-2
vs Top 15	1-1
vs Top 10	1-1
vs Top 5	0-1
Scores First	4-1
Opponent Scores First	4-4
Leading after 1st Qtr	4-1
Trailing after 1st Qtr	3-4
Tied after 1st Qtr	1-0
Leading at Half	6-1
Trailing at Half	0-4
Tied at Half	2-0
Leading after 3rd Qtr	8-1
Trailing after 3rd Qtr	0-4
Tied after 3rd Qtr	0-0
Wins Coin Toss	1-2
Loses Coin Toss	7-3
Natural Grass	7-4
Artificial Surface	1-1

TEAM STATISTICS

	A&M	OPPONENT		A&M	OPPONENT
SCORING	453	319	KICK RETURNS: #-Yards	41-967 (23.6)	21-417 (19.9)
Points Per Game	34.8	24.5	PUNT RETURNS: #-Yards	14-355 (25.4)	20-104 (5.2)
FIRST DOWNS	281	306	INT RETURNS: #-Yards	12-19	9-17
Rushing	123	133	FUMBLES-LOST	22-12	29-12
Passing	142	142	PENALTIES-Yards	81-685	82-574
Penalty	16	31	Average Per Game	52.7	44.2
RUSHING YARDAGE	2,754	2,493	PUNTS-Yards	71-3,056	74-3,050
Yards gained rushing	3,040	2,941	Average Per Punt	43.0	41.2
Yards lost rushing	286	448	TIME OF POSSESSION/Game	26:31	33:29
Rushing Attempts	484	573	3RD-DOWN CONVERSIONS	76-194 (39%)	82-211 (39%)
Average Per Rush	5.7	4.4	4TH-DOWN CONVERSIONS	10-18 (56%)	7-21 (33%)
Average Per Game	211.8	191.8	SACKS By-Yards	39-240	21-154
PASSING YARDAGE	3,317	3,250	FIELD GOALS-ATTEMPTS	17-24	19-27
Comp-Att-Int	255-469-9	272-462-12	ON-SIDE KICKS	1-4	0-2
Average Per Pass	7.1	7.0	RED-ZONE SCORES	(46-54) 85%	(42-56) 75%
Average Per Catch	13.0	11.9	PAT-ATTEMPTS	(54-54) 100%	(32-33) 97%
Average Per Game	255.2	250.0	ATTENDANCE AVG	101,917	81,412
TDs Passing	25	16			
TOTAL OFFENSE	6,071	5,743			
Total Plays	953	1035			
Average Per Play	6.4	5.5			
Average Per Game	467.0	441.8			

TEAM COMPARISON GAME-BY-GAME

Date	Opponent	Score	FIRST DOWNS				Pen	RUSHING		PASSING		TOTAL OFFENSE		
			Total	Rush	Pass	Pen		Number-Yards	Comp-Att-Int	Yards	Plays-Yards	Return Yards	Turnovers	
SEPT 3	UCLA	31-24	23/28	10/8	11/16	2/4	41-203/40-125	22-42-1/26-47-3	239/343	83-442/87-468	166/65	2/3		
10	PRAIRIE VIEW A&M	67-0	35/10	18/2	14/8	3/0	38-277/28-32	27-49-1/14-40-1	395/173	87-672/68-205	96/44	2/1		
17	at Auburn	29-16	19/26	9/14	9/9	1/3	37-231/54-236	20-40-0/22-35-0	247/163	77-478/89-399	0/40	0/1		
24	vs. Arkansas	45-24	22/27	13/4	7/17	2/6	37-366/40-120	12-22-0/28-42-0	225/371	59-591/82-491	70/14	2/3		
OCT 1	at South Carolina	24-13	22/21	11/8	11/11	0/2	39-216/35-161	23-40-1/22-35-1	206/217	79-422/70-378	99/44	2/2		
8	TENNESSEE	45-38	21/29	10/12	9/16	2/1	50-353/51-282	17-34-2/29-48-2	239/402	84-592/99-684	0/114	3/7		
22	at Alabama	14-33	17/28	9/19	7/7	1/2	38-114/57-287	14-31-1/15-25-2	164/164	69-278/82-451	105/87	2/2		
29	NEW MEXICO STATE	52-10	28/18	13/8	15/6	0/4	39-233/39-169	22-34-0/21-38-0	282/147	73-515/77-316	220/19	1/0		
NOV 5	at Mississippi State	28-35	14/29	3/19	11/8	0/2	32-117/58-365	16-31-1/18-31-2	265/209	63-382/89-574	127/37	2/2		
12	OLE MISS	28-29	13/30	4/12	8/15	1/3	34-129/47-152	16-28-1/25-42-1	213/338	62-342/89-490	169/6	1/2		
19	UTSA	23-10	23/15	8/5	13/10	2/0	38-183/37-48	19-32-0/18-31-0	248/204	70-431/68-252	51/20	1/1		
24	LSU	39-54	19/28	8/13	11/13	0/2	33-188/46-298	17-38-0/20-28-0	284/324	71-472/74-622	193/22	1/0		
DEC. 28	vs. Kansas State	28-33	25/17	7/9	16/6	2/2	28-144/41-218	30-48-1/14-20-0	310/195	76-454/61-413	45/80	2/0		
TOTALS		453-319	281/306	123/133	142/142	16/31	484-2754/573-2493	255-469-9/272-462-12	3317/3250	953-6071/1035-5743	1341/592	21/24		

Date	Opponent	3rd Down Conversions	4th Down Conversions	Time of Possession	TOP Margin	Avg Yds/Rush	Avg Yds/Pass	Avg Yds/Play	Punting Number-Avg	Penalties Number-Yards
SEPT 3	UCLA	4-15/5-18	1-2/1-2	26:42/33:18	-6:36	5.0/3.1	5.7/7.3	5.3/5.4	7-47.3/6-43.3	6-67/4-17
10	PRAIRIE VIEW A&M	8-16/5-18	2-2/0-1	28:18/31:42	-3:24	7.3/1.1	8.1/4.3	7.7/3.0	2-37.5/9-37.2	4-35/11-95
17	at Auburn	2-15/6-17	1-1/0-2	28:56/31:04	-2:08	6.2/4.4	6.2/4.7	6.2/4.5	7-42.0/9-37.2	9-70/6-28
24	vs. Arkansas	8-12/9-16	0-0/1-3	20:15/39:45	-19:30	9.9/3.0	10.2/8.8	10.0/6.0	2-47.5/3-39.3	7-55/7-62
OCT 1	at South Carolina	9-19/3-14	1-2/1-2	28:13/31:47	-3:34	5.5/4.6	5.2/6.2	5.3/5.4	5-44.8/5-40.8	5-40/3-20
8	TENNESSEE	5-16/6-17	0-0/1-2	27:37/32:23	-4:46	7.1/5.5	7.0/8.4	7.0/6.9	10-41.9/6-45.2	7-45/12-84
22	at Alabama	5-16/7-14	1-3/0-1	24:10/35:50	-11:40	3.0/5.0	5.3/6.6	4.0/5.5	6-42.5/2-53.5	9-81/7-44
29	NEW MEXICO STATE	7-13/5-20	0-0/1-4	30:12/29:48	0:24	6.0/4.3	8.3/3.9	7.1/4.1	4-44.2/9-40.3	5-53/5-30
NOV 5	at Mississippi State	4-15/11-18	1-1/0-0	22:47/37:13	-14:26	3.7/6.3	8.5/6.7	6.1/6.4	8-45.5/6-42.0	5-27/3-30
12	OLE MISS	6-14/8-17	0-2/0-0	26:57/33:03	-6:06	3.8/3.2	7.6/8.0	5.5/5.5	6-47.8/5-40.0	8-67/4-20
19	UTSA	7-15/6-17	1-1/2-3	28:46/31:14	-2:28	4.8/1.3	7.8/6.6	6.2/3.7	5-36.2/6-48.8	2-15/3-35
24	LSU	7-16/7-13	1-2/0-0	24:34/35:26	-10:52	5.7/6.5	7.5/11.6	6.6/8.4	6-41.0/4-35.5	6-55/5-29
DEC. 28	vs. Kansas State	4-12/4-12	1-2/0-1	27:11/32:49	-5:38	5.1/5.3	6.5/9.8	6.0/6.8	3-36.0/4-42.5	8-75/12-80
TOTALS		76-194/82-211	10-18/7-21	344:38/435:22	-90:44	5.7/4.4	7.1/7.0	6.4/5.5	71-43.0/74-41.2	685/574

numbers formatted in team/opponent format.

TEXAS A&M INDIVIDUAL STATISTICS

RUSHING

GP	Att	Gain	Loss	Net	Avg	TD	Long	Avg/G		
5	Trayveon Williams	13	156	1083	26	1057	6.8	8	89	81.3
7	Keith Ford	13	126	701	32	669	5.3	6	28	51.5
8	Trevor Knight	11	102	743	129	614	6.0	10	62	55.8
25	Kendall Bussey	5	20	173	1	172	8.6	0	29	34.4
20	James White	12	24	113	4	109	4.5	3	19	9.1
22	Kwame Etwi	4	10	64	1	63	6.3	1	15	15.8
10	Jake Hubenak	7	31	107	63	44	1.4	0	22	6.3
3	Christian Kirk	13	8	47	12	35	4.4	0	20	2.7
14	Conner McQueen	13	1	9	0	9	9.0	0	9	0.7
TOTAL	13	484	3040	286	2754	5.7	28	89	211.8	
OPPONENTS	13	573	2941	448	2493	4.4	21	75	191.8	

PASSING

GP	Effic	Comp-Att-Int	Pct	Yds	TD	Lng	Avg/G		
8	Trevor Knight	11	123.20	193-362-7	53.3	2432	19	92	221.1
10	Jake Hubenak	7	145.25	61-104-2	58.7	884	6	69	126.3
3	Christian Kirk	13	0.00	0-2-0	0.0	0	0	0	0.0
14	Conner McQueen	13	108.40	1-1-0	100.0	1	0	1	0.1
TOTAL	13	127.53	255-469-9	54.4	3317	25	92	255.2	
OPPONENTS	13	124.20	272-462-12	58.9	3250	16	79	250.0	

TOTAL OFFENSE

GP	Plays	Rush	Pass	Total	Avg/G		
8	Trevor Knight	11	464	614	2432	3046	276.9
5	Trayveon Williams	13	156	1057	0	1057	81.3
10	Jake Hubenak	7	135	44	884	928	132.6
7	Keith Ford	13	126	669	0	669	51.5
25	Kendall Bussey	5	20	172	0	172	34.4
20	James White	12	24	109	0	109	9.1
22	Kwame Etwi	4	10	63	0	63	15.8
3	Christian Kirk	13	10	35	0	35	2.7
14	Conner McQueen	13	2	9	1	10	0.8
TOTAL	13	953	2754	3317	6071	467.0	
OPPONENTS	13	1035	2493	3250	5743	441.8	

RECEIVING

GP	No.	Yds	Avg	TD	Long	Avg/G		
3	Christian Kirk	13	83	928	11.2	9	69	71.4
11	Josh Reynolds	13	61	1039	17.0	12	92	79.9
9	Ricky Seals-Jones	11	26	333	12.8	1	47	30.3
2	Speedy Noil	10	21	325	15.5	2	48	32.5
5	Trayveon Williams	13	19	91	4.8	0	17	7.0
19	Jeremy Tabuyo	13	14	229	16.4	0	34	17.6
13	Jamal Jeffery	8	6	74	12.3	0	31	9.2
15	Frank Iheanacho	11	6	48	8.0	0	24	4.4
7	Keith Ford	13	5	81	16.2	0	40	6.2
18	Edward Pope	13	4	74	18.5	0	28	5.7
82	Boone Niederhofer	5	4	27	6.8	0	18	5.4
4	Damion Ratley	12	2	26	13.0	0	20	2.2
89	Kalvin Cline	13	1	17	17.0	1	17	1.3
16	Kemah Siverand	2	1	16	16.0	0	16	8.0
25	Kendall Bussey	5	1	5	5.0	0	5	1.0
86	Tanner Schorp	13	1	4	4.0	0	4	0.3
TOTAL	13	255	3317	13.0	25	92	255.2	
OPPONENTS	13	272	3250	11.9	16	79	250.0	

ALL-PURPOSE

	G	Rush	Rec	PR	KOR	IR	Tot	Avg/G
3 Christian Kirk	13	35	928	282	173	0	1418	109.1
5 Trayveon Williams	13	1057	91	0	82	0	1230	94.6
11 Josh Reynolds	13	0	1039	0	0	0	1039	79.9
7 Keith Ford	13	669	81	0	140	0	890	68.5
8 Trevor Knight	11	614	0	0	0	0	614	55.8
2 Speedy Noil	10	0	325	0	104	0	429	42.9
14 Justin Evans	13	0	0	0	428	0	428	32.9
9 Ricky Seals-Jones	11	0	333	0	10	0	343	31.2
19 Jeremy Tabuyo	13	0	229	0	0	0	229	17.6
25 Kendall Bussey	5	172	5	0	30	0	207	41.4
20 James White	12	109	0	0	0	0	109	9.1
18 Edward Pope	13	0	74	0	0	0	74	5.7
13 Jamal Jeffery	8	0	74	0	0	0	74	9.2
1 Nick Harvey	12	0	0	73	0	0	73	6.1
22 Kwame Etwi	4	63	0	0	0	0	63	15.8
15 Frank Iheanacho	11	0	48	0	0	0	48	4.4
10 Jake Hubenak	7	44	0	0	0	0	44	6.3
82 Boone Niederhofer	5	0	27	0	0	0	27	5.4
4 Damion Ratley	12	0	26	0	0	0	26	2.2
89 Calvin Cline	13	0	17	0	0	0	17	1.3
16 Kemah Siverand	2	0	16	0	0	0	16	8.0
24 Priest Willis	8	0	0	0	0	13	13	1.6
14 Conner McQueen	13	9	0	0	0	0	9	0.7
31 Claude George	12	0	0	0	0	6	6	0.5
86 Tanner Schorp	13	0	4	0	0	0	4	0.3
TOTAL	13	2754	3317	355	967	19	7412	570.2
OPPONENTS	13	2493	3250	104	417	17	6281	483.2

FIELD GOALS

	FGM-FGA	Pct	01-19	20-29	30-39	40-49	50-99	Lg	Blk
36 Daniel LaCamera	17-24	70.8	0-0	6-7	7-10	4-5	0-2	49	0
TOTAL	17-24	70.8	0-0	6-7	7-10	4-5	0-2	49	0

FG SEQUENCE	TEXAS A&M	OPPONENTS
UCLA	38,(23)	(38),(20),(23),48
Prairie View A&M	(22),(27),(48)	38,42
Auburn	(46),(35),(31),(25),(26)	(37)
Arkansas	36,(48)	(25)
South Carolina	44,(35)	44,(43),43,(43)
Tennessee	38,(34)	(34)
Alabama	-	(32),(28),29
New Mexico State	50,(36)	(33)
Mississippi State	27	32
Ole Miss	-	(25),(24),(39)
UTSA	(24),(33),(37)	44,(24)
LSU	(49)	(23),(32)
Kansas State	52	(40),(25)

Numbers in parentheses indicate field goal was made. * blocked

PUNTING

	No.	Yds	Avg	Long	TB	FC	I20	Blkd
46 Shane Tripucka	69	2962	42.9	59	0	27	27	0
34 Braden Mann	2	94	47.0	50	0	1	1	0
TOTAL	71	3056	43.0	59	0	28	28	0
OPPONENTS	74	3050	41.2	66	4	36	24	0

KICKOFFS

	No.	Yds	Avg	TB	OB	Retn	Net	YdLn
34 Braden Mann	76	4853	63.9	55	1			
36 Daniel LaCamera	4	272	68.0	2	1			
TOTAL	80	5125	64.1	57	2	417	41.0	23
OPPONENTS	66	4053	61.4	22	2	967	38.4	26

SCORING

	TD	FGs	PATs					Saf	Points
			Kick	Rush	Rcv	Pass	DXP		
36 Daniel LaCamera	0	17-24	54-54	0-0	0	0-0	0	0	105
3 Christian Kirk	12	0-0	0-0	0-0	0	0-0	0	0	72
11 Josh Reynolds	12	0-0	0-0	0-0	0	0-0	0	0	72
8 Trevor Knight	10	0-0	0-0	0-0	0	1-1	0	0	60
5 Trayveon Williams	8	0-0	0-0	0-0	0	0-0	0	0	48
7 Keith Ford	6	0-0	0-0	1-1	0	0-0	0	0	38
20 James White	3	0-0	0-0	0-0	0	0-0	0	0	18
20 Speedy Noil	2	0-0	0-0	0-0	1	0-0	0	0	14
1 Nick Harvey	1	0-0	0-0	0-0	0	0-0	0	0	6
22 Kwame Etwi	1	0-0	0-0	0-0	0	0-0	0	0	6
89 Calvin Cline	1	0-0	0-0	0-0	0	0-0	0	0	6
9 Ricky Seals-Jones	1	0-0	0-0	0-0	0	0-0	0	0	6
40 Jarrett Johnson	0	0-0	0-0	0-0	0	0-0	0	1	2
10 Jake Hubenak	0	0-0	0-0	0-0	0	0-1	0	0	0
TOTAL	57	17-24	54-54	1-1	1	1-2	0	1	453
OPPONENTS	38	19-27	32-33	0-0	1	1-5	0	0	319

INTERCEPTIONS

	No.	Yds	Avg	TD	Long
14 Justin Evans	4	0	0.0	0	0
23 Armani Watts	2	0	0.0	0	0
24 Priest Willis	1	13	13.0	0	13
6 Donovan Wilson	1	0	0.0	0	0
1 Nick Harvey	1	0	0.0	0	0
11 Larry Pryor	1	0	0.0	0	0
31 Claude George	1	6	6.0	0	6
4 Noel Ellis	1	0	0.0	0	0
TOTAL	12	19	1.6	0	13
OPPONENTS	9	17	1.9	0	9

PUNT RETURNS

	No.	Yds	Avg	TD	Long
3 Christian Kirk	13	282	21.7	3	93
1 Nick Harvey	1	73	73.0	1	73
TOTAL	14	355	25.4	4	93
OPPONENTS	20	104	5.2	0	17

KICK RETURNS

	No.	Yds	Avg	TD	Long
14 Justin Evans	15	428	28.5	0	90
7 Keith Ford	8	140	17.5	0	30
3 Christian Kirk	6	173	28.8	0	66
5 Trayveon Williams	5	82	16.4	0	24
2 Speedy Noil	5	104	20.8	0	42
9 Ricky Seals-Jones	1	10	10.0	0	10
25 Kendall Bussey	1	30	30.0	0	30
TOTAL	41	967	23.6	0	90
OPPONENTS	21	417	19.9	0	34

FUMBLE RETURNS

	No.	Yds	Avg	TD	Long
TOTAL	0	0	0.0	0	0
OPPONENTS	3	54	18.0	1	30

TEXAS A&M DEFENSIVE STATISTICS



SHAAN WASHINGTON



JUSTIN EVANS



OTARO ALAKA

	GP-GS	Tackles			TFL/Yds	Sacks		Pass Def		Fumbles		Blkd	
		Solo	Ast	Total		No-Yds	Int-Yds	BrUp	QBH	Rcv-Yds	FF	Kick	Saf
33 Shaan Washington	13	45	59	104	6.5-32	2.5-19	.	6	8	.	2	.	.
14 Justin Evans	13	52	35	87	5.0-8	.	4-0	8	.	.	.	1	.
42 Otar Alaka	13	30	44	74	9.0-14	2.0-6	.	1	1	.	1	.	.
1 Nick Harvey	12	46	20	66	1.5-1	.	1-0	10	.	1-0	.	.	.
6 Donovan Wilson	12	37	22	59	5.5-31	1.0-12	1-0	2	2
23 Armani Watts	9	36	20	56	6.0-23	1.0-11	2-0	3	1	2-0	2	.	.
31 Claude George	12	30	21	51	11.5-58	3.5-25	1-6	2	3	.	1	.	.
10 Daeshon Hall	13	28	22	50	13.0-52	4.5-34	.	1	12	2-0	2	.	.
92 Zaycoven Henderson	13	16	24	40	10.0-34	3.0-14	.	.	2	2-0	1	.	.
88 Kingsley Keke	13	16	21	37	7.0-20	4.0-15	.	4	2
11 Larry Pryor	13	20	14	34	1.0-1	.	1-0
24 Priest Willis	8	25	8	33	0.5-2	.	1-13	8
15 Myles Garrett	11	18	15	33	15.0-78	8.5-59	.	1	10	1-0	2	1	.
7 Richard Moore	11	13	16	29	2.0-10	1.0-7	.	1	4
26 Deshaw Capers-Smith	13	20	7	27	.	.	.	3
25 Tyrel Dodson	13	15	12	27	1.5-6	1-0	.	.	.
13 Reggie Chevis	13	10	15	25	2.0-6	1.0-2	.	.	2	.	1	.	.
5 Daylon Mack	13	10	15	25	2.5-9	1.5-8	.	1
17 Alex Sezer Jr.	13	13	9	22	.	.	.	2	1	1-0	.	.	.
98 Hardreck Walker	13	9	11	20	1	.	.
40 Jarrett Johnson	12	11	8	19	6.5-21	4.5-18	.	.	1	.	1	.	1
9 Qualen Cunningham	12	8	9	17	1.0-10	1.0-10
12 Cullen Gillaspia	13	6	3	9	1-0	1	.	.
21 Charles Oliver	9	7	1	8	1.0-6	.	.	3
99 James Lockhart	12	5	3	8	1.0-5
28 Clifford Chattman	12	5	2	7	.	.	.	1	.	1-0	.	.	.
27 Roney Elam	12	4	3	7	.	.	.	1
16 Dwaine Thomas	12	2	4	6	1.0-1
96 Jesse Brown	5	3	3	6
4 Noel Ellis	5	1	3	4	.	.	1-0
45 Austin Frey	12	2	1	3
35 Riley Garner	13	3	.	3
46 Landis Durham	4	1	2	3	1.0-9	.	.	.	1
34 Braden Mann	13	2	.	2
11 Josh Reynolds	13	2	.	2
4 Damion Ratley	12	1	.	1
32 Will Paulhill	2	.	1	1
9 Ricky Seals-Jones	11	1	.	1
TOTAL	13	553	454	1007	111-437	39-240	12-19	58	50	12-0	15	2	1
OPPONENTS	13	488	372	860	70.0-303	21-154	9-17	55	57	12-54	13	.	.

SOLO TACKLES

14 J. Evans.....	52
1 N. Harvey.....	46
33 S. Washington..	45
6 D. Wilson.....	37
23 A. Watts.....	36

ASSISTED TACKLES

33 S. Washington..	59
42 O. Alaka.....	44
14 J. Evans.....	35
93 Z. Henderson....	24
10 D. Hall.....	22
6 D. Wilson.....	22

TACKLES FOR LOSS/YDS

15 M. Garrett	15.0
10 D. Hall.....	13.0
31 C. George	11.5
93 Z. Henderson..	10.0
42 O. Alaka.....	9.0

QB SACKS/YDS

15 M. Garrett	8.5
40 J. Johnson.....	4.5
10 D. Hall.....	4.5
88 K. Keke	4.0
31 C. George	3.5

SPECIAL TEAMS TACKLES

12 C. Gillaspia	7
22 C. Chattman	3
45 A. Frey.....	3
27 R. Elam	3
17 A. Sezer	3
9 Q. Cunningham..	3

PARTICIPATION CHART

Name	GP/GS	UCLA	PVAMU	AUB	ARK	SCAR	TENN	ALA	NMSU	MSU	OM	UTSA	LSU	KSU
42 Otaru Alaka	13/13	START	START	START	START	START	START	START	START	START	START	START	START	START
55 Austin Anderson	4/-	...	XXX	XXX	XXX	...	XXX
67 Drew Beakey	2/-	...	XXX	XXX
96 Jesse Brown	5/-	...	XXX	XXX	...	XXX	XXX	XXX	...
25 Kendall Bussey	5/-	...	XXX	...	XXX	XXX	XXX	XXX
26 Deshawn Capers-Smith	13/5	XXX	START	XXX	XXX	XXX	XXX	XXX	START	START	START	START	XXX	XXX
22 Clifford Chattman	12/-	...	XXX	XXX	XXX	XXX	XXX	XXX	XXX	XXX	XXX	XXX	XXX	XXX
13 Reggie Chevis	13/-	XXX	XXX	XXX	XXX	XXX	XXX	XXX	XXX	XXX	XXX	XXX	XXX	XXX
89 Calvin Cline	13/-	XXX	XXX	XXX	XXX	XXX	XXX	XXX	XXX	XXX	XXX	XXX	XXX	XXX
9 Qualen Cunningham	12/1	XXX	XXX	XXX	XXX	START	XXX	XXX	XXX	XXX	XXX	XXX	...	XXX
50 Tank Davis	12/-	XXX	XXX	XXX	XXX	XXX	XXX	XXX	...	XXX	XXX	XXX	XXX	XXX
25 Tyrel Dodson	13/-	XXX	XXX	XXX	XXX	XXX	XXX	XXX	XXX	XXX	XXX	XXX	XXX	XXX
46 Landis Durham	4/-	...	XXX	XXX	XXX	XXX	...
27 Roney Elam	12/-	...	XXX	XXX	XXX	XXX	XXX	XXX	XXX	XXX	XXX	XXX	XXX	XXX
4 Noel Ellis	5/-	XXX	XXX	XXX	XXX	XXX
72 Jermaine Eluemunor	12/12	START	START	START	START	...	START	START	START	START	START	START	START	START
22 Kwame Etwi	4/-	...	XXX	...	XXX	XXX	XXX
14 Justin Evans	13/13	START	START	START	START	START	START	START	START	START	START	START	START	START
7 Keith Ford	13/9	XXX	START	START	START	START	XXX	XXX	XXX	START	START	START	START	START
45 Austin Frey	12/-	XXX	XXX	XXX	XXX	XXX	XXX	XXX	XXX	XXX	XXX	...	XXX	XXX
35 Riley Garner	13/-	XXX	XXX	XXX	XXX	XXX	XXX	XXX	XXX	XXX	XXX	XXX	XXX	XXX
15 Myles Garrett	11/9	START	START	START	START	...	XXX	START	...	XXX	START	START	START	START
65 Avery Genesey	13/13	START	START	START	START	START	START	START	START	START	START	START	START	START
31 Claude George	12/-	XXX	XXX	XXX	XXX	XXX	XXX	XXX	XXX	XXX	XXX	XXX	XXX	...
12 Cullen Gillaspia	13/-	XXX	XXX	XXX	XXX	XXX	XXX	XXX	XXX	XXX	XXX	XXX	XXX	XXX
85 Grant Gustafson	1/-	...	XXX
10 Daeshon Hall	13/13	START	START	START	START	START	START	START	START	START	START	START	START	START
21 Aaron Hansford	2/-	...	XXX	XXX
1 Nick Harvey	12/12	START	START	START	START	START	START	START	START	START	START	...	START	START
92 Zaycoven Henderson	13/13	START	START	START	START	START	START	START	START	START	START	START	START	START
10 Jake Hubenak	7/2	...	XXX	XXX	XXX	START	START	XXX	XXX
15 Frank Iheanacho	11/1	XXX	XXX	XXX	XXX	XXX	START	XXX	XXX	XXX	XXX	...	XXX	...
13 Jamal Jeffery	8/-	XXX	XXX	XXX	XXX	...	XXX	XXX	XXX	XXX
40 Jarrett Johnson	12/3	XXX	XXX	XXX	XXX	XXX	START	XXX	START	START	XXX	XXX	...	XXX
88 Kingsley Keke	13/9	XXX	XXX	XXX	XXX	START	START	START	START	START	START	START	START	START
3 Christian Kirk	13/12	START	XXX	START	START	START	START	START	START	START	START	START	START	START
8 Trevor Knight	11/11	START	START	START	START	START	START	START	START	START	START	START
50 Mac Labhart	2/-	...	XXX	XXX
36 Daniel LaCamera	13/-	XXX	XXX	XXX	XXX	XXX	XXX	XXX	XXX	XXX	XXX	XXX	XXX	XXX
70 Connor Lanfear	8/8	START	START	START	START	START	START	START	...	START
99 James Lockhart	12/-	XXX	XXX	XXX	XXX	XXX	XXX	XXX	XXX	XXX	XXX	XXX	XXX	...
62 Chad Loitz	1/-	...	XXX
5 Daylon Mack	13/-	XXX	XXX	XXX	XXX	XXX	XXX	XXX	XXX	XXX	XXX	XXX	XXX	XXX
34 Braden Mann	13/-	XXX	XXX	XXX	XXX	XXX	XXX	XXX	XXX	XXX	XXX	XXX	XXX	XXX
75 Koda Martin	13/4	XXX	XXX	XXX	XXX	XXX	START	XXX	XXX	START	XXX	XXX	XXX	START
64 Erik McCoy	13/13	START	START	START	START	START	START	START	START	START	START	START	START	START
14 Conner McQueen	13/-	XXX	XXX	XXX	XXX	XXX	XXX	XXX	XXX	XXX	XXX	XXX	XXX	XXX
7 Richard Moore	11/5	START	...	XXX	START	START	START	XXX	XXX	XXX	XXX	START	START	...
82 Boone Niederhofer	5/-	...	XXX	XXX	XXX	XXX	XXX	...
2 Speedy Noil	10/8	...	START	START	START	...	START	START	XXX	XXX	START	START	START	...
21 Charles Oliver	9/2	...	XXX	XXX	XXX	XXX	XXX	...	XXX	START	XXX	START
32 Will Paulhill	2/-	...	XXX	XXX
18 Edward Pope	13/-	XXX	XXX	XXX	XXX	XXX	XXX	XXX	XXX	XXX	XXX	XXX	XXX	XXX
76 Colton Prater	12/12	START	START	START	START	START	START	START	START	START	START	START	START	...
18 Larry Pryor	13/3	XXX	XXX	XXX	XXX	XXX	XXX	XXX	XXX	XXX	XXX	START	START	START
4 Damion Ratley	12/1	START	XXX	XXX	XXX	XXX	XXX	XXX	XXX	...	XXX	XXX	XXX	XXX
11 Josh Reynolds	13/13	START	START	START	START	START	START	START	START	START	START	START	START	START
40 Christian Robertson	13/-	XXX	XXX	XXX	XXX	XXX	XXX	XXX	XXX	XXX	XXX	XXX	XXX	XXX
86 Tanner Schorp	13/3	XXX	START	XXX	XXX	XXX	START	XXX	XXX	START	XXX	XXX	XXX	XXX
9 Ricky Seals-Jones	11/9	START	START	START	START	START	START	XXX	START	START	XXX	START
17 Alex Sezer Jr.	13/1	XXX	XXX	XXX	XXX	XXX	XXX	XXX	START	XXX	XXX	XXX	XXX	XXX
16 Kemah Siverand	2/-	...	XXX	XXX
78 Keaton Sutherland	8/4	...	XXX	XXX	XXX	XXX	START	START	START	START
19 Jeremy Tabuyo	13/4	XXX	XXX	XXX	XXX	START	XXX	XXX	START	START	XXX	XXX	XXX	START
69 Brayden Talbert	2/-	...	XXX	XXX
1F Dwaine Thomas	12/1	XXX	XXX	...	XXX	XXX	XXX	XXX	XXX	XXX	XXX	XXX	XXX	START
4F Shane Tripucka	13/-	XXX	XXX	XXX	XXX	XXX	XXX	XXX	XXX	XXX	XXX	XXX	XXX	XXX
98 Hardreck Walker	13/4	START	START	START	START	XXX	XXX	XXX	XXX	XXX	XXX	XXX	XXX	XXX
33 Shaan Washington	13/13	START	START	START	START	START	START	START	START	START	START	START	START	START
23 Armani Watts	9/9	START	START	START	START	START	START	START	...	START	START
20 James White	12/1	START	XXX	XXX	XXX	XXX	XXX	XXX	XXX	...	XXX	XXX	XXX	XXX
5 Trayveon Williams	13/3	XXX	XXX	XXX	XXX	XXX	START	START	START	XXX	XXX	XXX	XXX	XXX
24 Priest Willis	8/7	START	...	START	START	START	START	START	XXX	START	...
6 Donovan Wilson	12/7	XXX	START	START	XXX	XXX	START	START	START	START	START	...	XXX	XXX

2016 REVIEW

RUSHING / RECEIVING / PASSING — GAME-BY-GAME

RUSHING

	No-Yds/TD	UCLA	PVAMU	AUB	ARK	SCAR	TENN	ALA	NMSU	MSU	OM	UTSA	LSU	KSU
5 Trayveon Williams	156-1057/8	15-94/0	5-15/0	8-127/1	12-153/2	14-98/1	28-217/1	9-23/0	8-49/1	10-28/0	17-72/0	11-80/1	10-68/1	9-33/0
7 Keith Ford	126-669/6	14-65/1	8-62/2	10-28/0	10-55/0	1-3/0	6-29/0	15-62/0	7-48/0	9-33/0	8-27/2	13-71/0	15-100/0	10-86/1
8 Trevor Knight	102-614/10	9-31/2	7-78/1	12-42/0	10-157/2	12-84/1	15-110/3	13-24/0	5-3/0	5-54/1	DNP	DNP	6-11/0	8-20/0
25 Kendall Bussey	20-172/0	DNP	7-79/0	DNP	2-1/0	DNP	DNP	1-5/0	10-87/0	DNP	DNP	-	DNP	DNP
20 James White	24-109/3	2-2/0	1-19/0	3-16/0	1-6/0	9-27/1	-	-	2-6/1	DNP	-	4-24/0	2-9/1	-
22 Kwame Etwi	10-63/1	DNP	5-32/1	DNP	-	DNP	DNP	DNP	4-23/0	DNP	DNP	1-8/0	DNP	DNP
10 Jake Hubenak	31-44/0	DNP	5--8/0	DNP	DNP	DNP	DNP	DNP	2-8/0	7-2/0	9-30/0	8-12/0	-	-
3 Christian Kirk	8-35/0	1-11/0	-	2-24/0	-	2-7/0	-	-	-	1-0/0	-	1-12/0	-	1-5/0
14 Conner McQueen	1-9/0	-	-	-	-	-	-	-	1-9/0	-	-	-	-	-

RECEIVING

	No-Yds/TD	UCLA	PVAMU	AUB	ARK	SCAR	TENN	ALA	NMSU	MSU	OM	UTSA	LSU	KSU
11 Josh Reynolds	61-1039/12	4-78/1	2-53/0	7-98/1	4-141/1	3-29/0	5-89/1	2-27/1	3-71/1	5-85/1	4-70/1	7-93/1	3-51/1	12-154/2
3 Christian Kirk	83-928/9	8-58/0	5-106/2	5-22/0	3-25/1	12-61/0	7-80/1	9-58/1	5-36/1	7-144/1	3-69/0	5-76/0	8-107/2	6-86/0
9 Ricky Seals-Jones	26-333/1	4-57/0	2-33/0	3-38/0	1-47/0	DNP	DNP	1-25/0	2-20/0	-	1-4/0	6-75/0	-	6-34/1
2 Speedy Noil	21-325/2	DNP	4-25/1	2-59/0	-	DNP	2-32/0	-	1-12/0	3-36/0	4-59/1	-	5-102/0	DNP
19 Jeremy Tabuyo	14-229/0	2-20/0	2-40/0	-	-	4-89/0	-	1-33/0	2-29/0	-	-	1-4/0	-	2-14/0
5 Trayveon Williams	19-91/0	1-5/0	3-17/0	3-30/0	3-5/0	2-14/0	1-0/0	-	1-11/0	1-0/0	3--1/0	-	-	1-10/0
7 Keith Ford	5-81/0	-	1-40/0	-	-	-	1-14/0	1-21/0	-	-	-	-	-	2-6/0
18 Edward Pope	4-74/0	1-16/0	1-6/0	-	-	-	-	-	1-28/0	-	-	-	1-24/0	-
13 Jamal Jeffery	6-74/0	1-2/0	2-27/0	DNP	DNP	-	DNP	DNP	2-33/0	DNP	1-12/0	-	-	-
15 Frank Iheanacho	6-48/0	1-3/0	1-1/0	-	1-7/0	2-13/0	1-24/0	-	-	-	-	DNP	-	DNP
82 B. Niederhofer	4-27/0	DNP	2-11/0	-	DNP	DNP	DNP	DNP	2-16/0	DNP	DNP	-	-	DNP
4 Damion Ratley	2-26/0	-	1-20/0	-	-	-	-	-	-	DNP	-	-	-	1-6/0
89 Calvin Cline	1-17/1	-	-	-	-	-	-	-	1-17/1	-	-	-	-	-
16 Kemah Siverand	1-16/0	DNP	1-16/0	DNP	DNP	DNP	DNP	DNP	-	DNP	DNP	DNP	DNP	DNP
25 Kendall Bussey	1-5/0	DNP	-	DNP	-	DNP	DNP	-	1-5/0	DNP	DNP	-	DNP	DNP
86 Tanner Schorp	1-4/0	-	-	-	-	-	-	-	1-4/0	-	-	-	-	-

PASSING

#8 TREVOR KNIGHT

	Att	Comp	Int	Pct	Yards	TD	Long	Sack	Yds	Effic
UCLA	42	22	1	52.4	239	1	40	0	0	103.3
Prairie View A&M	37	21	1	56.8	344	3	64	0	0	156.2
Auburn	40	20	0	50.0	247	1	51	1	11	110.1
Arkansas	22	12	0	54.5	225	2	92	1	5	170.5
South Carolina	40	23	1	57.5	206	0	33	1	2	95.8
Tennessee	34	17	2	50.0	239	2	43	1	9	116.7
Alabama	31	14	1	45.2	164	2	33	5	50	104.4
New Mexico State	24	15	0	62.5	204	2	41	1	1	161.4
Mississippi State	14	5	0	35.7	43	0	12	0	0	61.5
Ole Miss	-- Did Not Play --									
UTSA	-- Did Not Play --									
LSU	30	14	0	46.7	211	3	43	2	15	138.7
Kansas State	48	30	1	62.5	310	3	40	0	0	133.2
TOTALS	362	193	7	53.3	2432	19	92	12	93	123.2

#10 JAKE HUBENAK

	Att	Comp	Int	Pct	Yards	TD	Long	Sack	Yds	Effic
UCLA	-- Did Not Play --									
Prairie View A&M	11	5	0	45.5	50	0	22	2	22	83.6
Auburn	-- Did Not Play --									
Arkansas	-- Did Not Play --									
South Carolina	-- Did Not Play --									
Tennessee	-- Did Not Play --									
Alabama	-- Did Not Play --									
New Mexico State	10	7	0	70.0	78	1	28	1	7	168.5
Mississippi State	17	11	1	64.7	222	2	54	3	11	201.5
Ole Miss	27	16	1	59.3	213	2	69	1	8	142.6
UTSA	32	19	0	59.4	248	1	37	2	13	134.8
LSU	7	3	0	42.9	73	0	48	0	0	130.5
Kansas State	-- Did Not Play --									
TOTALS	104	61	2	58.7	884	6	69	9	61	145.2



TREVOR KNIGHT

TACKLES — GAME-BY-GAME

Name	UA-A	TOTAL	UCLA	PVAMU	AUB	ARK	SCAR	TENN	ALA	NMSU	MSU	OM	UTSA	LSU	KSU
33 Shaan Washington	45-59	104	2-6	2-3	5-4	2-3	7-4	3-4	7-4	0-1	0-8	3-4	5-5	3-8	6-5
14 Justin Evans	52-35	87	2-6	4-1	10-2	6-2	4-0	7-4	4-0	3-0	4-7	3-9	1-1	4-1	0-2
42 Otaru Alaka	30-44	74	3-1	0-2	3-2	3-3	3-4	3-2	4-2	3-3	1-7	0-3	1-1	0-11	6-3
1 Nick Harvey	46-20	66	8-3	2-2	6-0	3-2	4-1	4-2	5-1	1-0	4-5	6-3	DNP	2-0	1-1
6 Donovan Wilson	37-22	59	2-2	2-0	8-1	3-0	3-2	4-2	2-0	3-2	2-3	3-2	DNP	3-6	2-2
23 Armani Watts	36-20	56	5-2	1-0	4-0	3-6	5-1	6-3	7-1	DNP	5-7	-	DNP	DNP	DNP
31 Claude George	30-21	51	3-2	1-2	4-2	2-1	3-1	4-1	1-2	2-3	4-2	5-2	0-1	1-2	DNP
10 Daeshon Hall	28-22	50	2-2	1-2	3-2	3-1	4-2	0-2	4-2	-	3-4	3-2	2-0	1-1	2-2
92 Zaycoven Henderson	16-24	40	0-1	-	0-2	1-2	2-2	3-1	1-3	2-1	3-2	2-2	1-4	1-2	0-2
88 Kingsley Keke	16-21	37	1-3	-	2-1	1-0	-	3-2	3-0	2-1	1-3	3-1	0-3	0-1	0-6
11 Larry Pryor	20-14	34	-	2-1	-	-	1-0	0-2	0-1	3-1	-	6-0	3-3	1-2	4-4
15 Myles Garrett	18-15	33	1-2	1-1	2-1	2-1	DNP	2-1	3-4	DNP	-	0-1	7-1	0-2	0-1
24 Priest Willis	25-8	33	4-2	DNP	1-0	6-2	3-3	2-1	3-0	DNP	DNP	DNP	1-0	5-0	DNP
7 Richard Moore	13-16	29	2-1	DNP	1-0	1-3	1-0	0-3	1-0	1-1	-	1-2	3-2	2-4	DNP
26 Deshawn Capers-Smith	20-7	27	-	2-1	-	1-0	-	1-0	-	1-1	6-3	4-0	3-2	1-0	1-0
25 Tyrel Dodson	15-12	27	2-3	2-1	1-0	2-0	-	1-3	2-1	3-0	1-1	-	-	1-1	0-2
13 Reggie Chevis	10-15	25	0-1	1-1	1-0	2-0	1-1	0-2	1-1	0-2	0-4	0-1	0-1	-	4-1
5 Daylon Mack	10-15	25	-	0-3	1-0	2-0	-	0-3	3-1	0-1	0-3	-	2-0	0-3	2-1
17 Alex Sezer Jr.	13-9	22	2-3	1-1	1-1	1-0	-	3-1	2-1	0-1	1-0	-	2-0	0-1	-
98 Hardreck Walker	9-11	20	1-1	-	0-1	-	1-1	2-1	0-1	2-0	1-2	1-0	0-1	1-3	-
40 Jarrett Johnson	11-8	19	-	2-1	0-1	-	1-0	4-2	1-0	1-2	1-2	1-0	-	DNP	-
9 Qualen Cunningham	8-9	17	-	2-1	-	-	-	1-2	1-2	2-1	1-1	0-1	1-0	DNP	0-1
12 Cullen Gillaspia	6-3	9	2-1	1-0	-	1-0	-	2-1	-	-	0-1	-	-	-	-
21 Charles Oliver	7-1	8	DNP	-	-	-	DNP	DNP	-	-	DNP	-	3-0	1-0	3-1
99 James Lockhart	5-3	8	1-0	0-3	1-0	1-0	1-0	-	-	1-0	-	-	-	-	DNP
22 Clifford Chattman	5-2	7	DNP	-	-	-	1-0	-	1-1	3-1	-	-	-	-	-
27 Roney Elam	4-3	7	DNP	1-0	-	-	-	-	0-1	0-1	1-0	-	2-1	-	-
96 Jesse Brown	3-3	6	DNP	0-1	DNP	DNP	DNP	DNP	DNP	0-2	DNP	-	2-0	1-0	DNP
16 Dwaine Thomas	2-4	6	-	0-2	DNP	-	-	-	-	-	-	-	-	1-2	1-0
4 Noel Ellis	1-3	4	-	0-1	DNP	DNP	DNP	0-1	0-1	1-0	DNP	DNP	DNP	DNP	DNP
46 Landis Durham	1-2	3	DNP	1-0	DNP	DNP	DNP	DNP	DNP	0-2	DNP	DNP	-	-	DNP
35 Riley Garner	3-0	3	-	-	1-0	-	-	-	-	1-0	-	-	-	-	1-0
45 Austin Frey	2-1	3	2-0	-	-	-	-	-	-	-	0-1	-	DNP	-	-
11 Josh Reynolds	2-0	2	-	-	-	-	1-0	1-0	-	-	-	-	-	-	-
34 Braden Mann	2-0	2	-	-	1-0	-	-	-	-	-	-	-	-	-	1-0
4 Damion Ratley	1-0	1	-	1-0	-	-	-	-	-	-	DNP	-	-	-	-
32 Will Paulhill	0-1	1	DNP	-	DNP	DNP	DNP	DNP	DNP	0-1	DNP	DNP	DNP	DNP	DNP
9 Ricky Seals-Jones	1-0	1	1-0	-	-	-	DNP	DNP	-	-	-	-	-	-	-



MYLES GARRETT

SEASON SUPERLATIVES

TEXAS A&M

INDIVIDUAL GAME HIGHS vs. OPPONENT

Rushes	28	Trayveon Williams vs Tennessee	Oct 8, 2016
Yards Rushing	217	Trayveon Williams vs Tennessee	Oct 8, 2016
TD Rushes	3	Trevor Knight vs Tennessee	Oct 8, 2016
Long Rush	89	Trayveon Williams at Auburn	Sep 17, 2016
Pass attempts	48	Trevor Knight vs Kansas State	Dec 28, 2016
Pass completions	30	Trevor Knight vs Kansas State	Dec 28, 2016
Yards Passing	344	Trevor Knight vs Prairie View A&M	Sep 10, 2016
TD Passes	3	Trevor Knight vs Prairie View A&M	Sep 10, 2016
		Trevor Knight vs LSU	Nov 24, 2016
		Trevor Knight vs Kansas State	Dec 28, 2016
Long Pass	92	Trevor Knight vs Arkansas	Sep 24, 2016
Receptions	12	Christian Kirk at South Carolina	Oct 1, 2016
		Josh Reynolds vs Kansas State	Dec 28, 2016
Yards Receiving	154	Josh Reynolds vs Kansas State	Dec 28, 2016
TD Receptions	2	Christian Kirk vs Prairie View A&M	Sep 10, 2016
		Christian Kirk vs LSU	Nov 24, 2016
		Josh Reynolds vs Kansas State	Dec 28, 2016
Long Reception	92	Josh Reynolds vs Arkansas	Sep 24, 2016
Field Goals	5	Daniel LaCamera at Auburn	Sep 17, 2016
Long Field Goal	49	Daniel LaCamera vs LSU	Nov 24, 2016
Punts	10	Shane Tripucka vs Tennessee	Oct 8, 2016
Punting Avg	47.8	Shane Tripucka vs Ole Miss	Nov 12, 2016
Long Punt	59	Shane Tripucka vs UCLA	Sep 3, 2016
		Shane Tripucka at Auburn	Sep 17, 2016
		Shane Tripucka at Mississippi State	Nov 5, 2016
Punts inside 20	6	Shane Tripucka vs Tennessee	Oct 8, 2016
Long Punt Return	93	Christian Kirk at Mississippi State	Nov 5, 2016
Long Kickoff Return	90	Justin Evans vs Ole Miss	Nov 12, 2016
Tackles	12	Justin Evans at Auburn	Sep 17, 2016
		Armani Watts at Mississippi State	Nov 5, 2016
		Justin Evans vs Ole Miss	Nov 12, 2016
Sacks	4.5	Myles Garrett vs UTSA	Nov 19, 2016
Tackles For Loss	4.5	Myles Garrett vs UTSA	Nov 19, 2016
Interceptions	2	Justin Evans vs UCLA	Sep 3, 2016

OPPONENTS

INDIVIDUAL GAME HIGHS vs. TEXAS A&M

Rushes	37	Derrius Guice of LSU	Nov 24, 2016
Yards Rushing	285	Derrius Guice of LSU	Nov 24, 2016
TD Rushes	4	Derrius Guice of LSU	Nov 24, 2016
Long Rush	75	A.J. Turner of South Carolina	Oct 01, 2016
Pass attempts	47	J. Dobbs of Tennessee	Oct 08, 2016
Pass completions	28	Austin Allen of Arkansas	Sep 24, 2016
		J. Dobbs of Tennessee	Oct 08, 2016
Yards Passing	398	J. Dobbs of Tennessee	Oct 08, 2016
TD Passes	2	Five players tied	
Long Pass	79	Ertz, Jesse of Kansas State	Dec 28, 2016
Receptions	9	Drew Morgan of Arkansas	Sep 24, 2016
Yards Receiving	161	A. Kamara of Tennessee	Oct 08, 2016
TD Receptions	2	Fred Ross of Mississippi State	Nov 05, 2016
Long Reception	79	Pringle, Byron of Kansas State	Dec 28, 2016
Field Goals	3	Molson of UCLA	Sep 03, 2016
		Gary Wunderlich of Ole Miss	Nov 12, 2016
Long Field Goal	43	Elliott Fry of South Carolina	Oct 01, 2016
Punts	9	Owen Hoolihan of Prairie View A&M	Sep 10, 2016
		Peyton Theisler of New Mexico State	Oct 29, 2016
Punting Avg	53.5	JK Scott of Alabama	Oct 22, 2016
Long Punt	66	T. Daniel of Tennessee	Oct 08, 2016
Punts inside 20	3	Sean Kelly of South Carolina	Oct 01, 2016
		Peyton Theisler of New Mexico State	Oct 29, 2016
		Josh Growden of LSU	Nov 24, 2016
Long Punt Return	17	Eddie Jackson of Alabama	Oct 22, 2016
Long Kickoff Return	34	Kerryon Johnson of Auburn	Sep 17, 2016
Tackles	13	Jacob Nwangwa of New Mexico State	Oct 29, 2016
Sacks	2.0	Tim Williams of Alabama	Oct 22, 2016
Tackles For Loss	3.0	Ryan Anderson of Alabama	Oct 22, 2016
Interceptions	1	Nine players tied	

TEAM GAME HIGHS vs. OPPONENT

Rushes	50	vs Tennessee	Oct 8, 2016
Yards Rushing	366	vs Arkansas	Sep 24, 2016
Yards Per Rush	9.9	vs Arkansas	Sep 24, 2016
TD Rushes	4	vs Prairie View A&M	Sep 10, 2016
		vs Arkansas	Sep 24, 2016
		vs Tennessee	Oct 8, 2016
Pass attempts	49	vs Prairie View A&M	Sep 10, 2016
Pass completions	30	vs Kansas State	Dec 28, 2016
Yards Passing	395	vs Prairie View A&M	Sep 10, 2016
Yards Per Pass	10.2	vs Arkansas	Sep 24, 2016
TD Passes	3	vs Prairie View A&M	Sep 10, 2016
		vs New Mexico State	Oct 29, 2016
		vs LSU	Nov 24, 2016
		vs Kansas State	Dec 28, 2016
Total Plays	87	vs Prairie View A&M	Sep 10, 2016
Total Offense	672	vs Prairie View A&M	Sep 10, 2016
Yards Per Play	10.0	vs Arkansas	Sep 24, 2016
Points	67	vs Prairie View A&M	Sep 10, 2016
Sacks By	6	vs UTSA	Nov 19, 2016
First Downs	35	vs Prairie View A&M	Sep 10, 2016
Penalties	9	at Auburn	Sep 17, 2016
		at Alabama	Oct 22, 2016
Penalty Yards	81	at Alabama	Oct 22, 2016
Turnovers	3	vs Tennessee	Oct 8, 2016
Interceptions By	3	vs UCLA	Sep 3, 2016
Punts	10	vs Tennessee	Oct 8, 2016
Punting Avg	47.8	vs Ole Miss	Nov 12, 2016
Long Punt	59	vs UCLA	Sep 3, 2016
		at Auburn	Sep 17, 2016
		at Mississippi State	Nov 5, 2016
Punts inside 20	6	vs Tennessee	Oct 8, 2016
Long Punt Return	93	at Mississippi State	Nov 5, 2016



TRAYVEON WILLIAMS

TEAM GAME HIGHS vs. TEXAS A&M

Rushes	58	at Mississippi State	Nov 5, 2016
Yards Rushing	365	at Mississippi State	Nov 5, 2016
Yards Per Rush	6.5	vs LSU	Nov 24, 2016
TD Rushes	5	vs LSU	Nov 24, 2016
Pass attempts	48	vs Tennessee	Oct 8, 2016
Pass completions	29	vs Tennessee	Oct 8, 2016
Yards Passing	402	vs Tennessee	Oct 8, 2016
Yards Per Pass	11.6	vs LSU	Nov 24, 2016
TD Passes	2	Six times	
Total Plays	99	vs Tennessee	Oct 8, 2016
Total Offense	684	vs Tennessee	Oct 8, 2016
Yards Per Play	8.4	vs LSU	Nov 24, 2016
Points	54	vs LSU	Nov 24, 2016
Sacks By	5	at Alabama	Oct 22, 2016
First Downs	30	vs Ole Miss	Nov 12, 2016
Penalties	12	vs Tennessee	Oct 8, 2016
		vs Kansas State	Dec 28, 2016
Penalty Yards	95	vs Prairie View A&M	Sep 10, 2016
Turnovers	7	vs Tennessee	Oct 8, 2016
Interceptions By	2	vs Tennessee	Oct 8, 2016
Punts	9	vs Prairie View A&M	Sep 10, 2016
		at Auburn	Sep 17, 2016
		vs New Mexico State	Oct 29, 2016
Punting Avg	53.5	at Alabama	Oct 22, 2016
Long Punt	66	vs Tennessee	Oct 8, 2016
Punts inside 20	3	at South Carolina	Oct 1, 2016
		vs New Mexico State	Oct 29, 2016
		vs LSU	Nov 24, 2016
Long Punt Return	17	at Alabama	Oct 22, 2016

STARTING LINEUPS

OFFENSIVE STARTERS

	WR	LT	LG	C	RG	RT	WR/TE	WR/RB	WR	QB	RB/WR
UCLA	Ratley	Genesey	Prater	McCoy	Lanfear	Eluemunor	Kirk	Reynolds	Seals-Jones	Knight	White
PRAIRIE VIEW A&M	Noil	Genesey	Prater	McCoy	Lanfear	Eluemunor	Schorp	Reynolds	Seals-Jones	Knight	Ford
at Auburn	Noil	Genesey	Prater	McCoy	Lanfear	Eluemunor	Kirk	Reynolds	Seals-Jones	Knight	Ford
vs. Arkansas	Noil	Genesey	Prater	McCoy	Lanfear	Eluemunor	Kirk	Reynolds	Seals-Jones	Knight	Ford
at South Carolina	Tabuyo	Genesey	Prater	McCoy	Lanfear	Martin	Kirk	Reynolds	Iheanacho	Knight	Ford
TENNESSEE	Noil	Genesey	Prater	McCoy	Lanfear	Eluemunor	Schorp	Reynolds	Kirk	Knight	Williams
at Alabama	Noil	Genesey	Prater	McCoy	Lanfear	Eluemunor	Kirk	Reynolds	Seals-Jones	Knight	Williams
NEW MEXICO STATE	Tabuyo	Genesey	Prater	McCoy	Eluemunor	Martin	Kirk	Reynolds	Seals-Jones	Knight	Williams
at Mississippi State	Tabuyo	Genesey	Prater	McCoy	Lanfear	Eluemunor	Schorp	Reynolds	Kirk	Knight	Ford
OLE MISS	Noil	Genesey	Sutherland	McCoy	Eluemunor	Prater	Kirk	Reynolds	Seals-Jones	Hubenak	Ford
UTSA	Noil	Genesey	Sutherland	McCoy	Eluemunor	Prater	Kirk	Reynolds	Seals-Jones	Hubenak	Ford
LSU	Noil	Genesey	Prater	McCoy	Sutherland	Eluemunor	Martin	Reynolds	Kirk	Knight	Ford
vs. Kansas State	Noil	Genesey	Sutherland	McCoy	Eluemunor	Martin	Kirk	Reynolds	Seals-Jones	Knight	Ford

START CHART

	Career Starts	Consec Starts
Josh Reynolds	35	16
Daeshon Hall	32	26
Myles Garrett	30	4
Ricky Seals-Jones	30	1
Armani Watts	30	—
Avery Genesey	26	26
Shaan Washington	26	26
Justin Evans	25	16
Christian Kirk	23	11
Otara Alaka	20	13
Speedy Noil	16	—
Zaycoven Henderson	15	13
Keaton Sutherland	15	4
Donovan Wilson	14	—
Erik McCoy	13	13
Jermaine Eluemunor	13	8
Nick Harvey	13	2
Colton Prater	12	—
Hardreck Walker	12	—
Trevor Knight	11	2
Kingsley Keke	9	9
Keith Ford	9	5
Richard Moore	9	—
Connor Lanfear	8	—
Edward Pope	7	—
Preist Willis	7	—
Jeremy Tabuyo	5	1
Deshawn Capers-Smith	5	—
Koda Martin	4	2
Claude George	4	—
Larry Pryor	3	3
Jake Hubenak	3	—
Jarrett Johnson	3	—
Alex Sezer Jr.	3	—
Damion Ratley	3	—
Tanner Schorp	3	—
Treyvon Williams	3	—
Charles Oliver	2	1
Dwaine Thomas	1	1
Qualen Cunningham	1	—
Frank Iheanacho	1	—
James White	1	—



JOSH REYNOLDS



ERIK MCCOY

DEFENSIVE STARTERS

	DE	NG	DT	RUSH	LB	LB	LB/Nickel	CB	CB	SS	FS
UCLA	Hall	Henderson	Walker	Garrett	Washington	Alaka	Moore	Harvey	Willis	Watts	Evans
PRAIRIE VIEW A&M	Hall	Henderson	Walker	Garrett	Washington	Alaka	Wilson*	Harvey	Capers-Smith	Watts	Evans
at Auburn	Hall	Henderson	Walker	Garrett	Washington	Alaka	Wilson*	Harvey	Willis	Watts	Evans
vs. Arkansas	Hall	Henderson	Walker	Garrett	Washington	Alaka	Moore	Harvey	Willis	Watts	Evans
at South Carolina	Hall	Henderson	Walker	Cunningham	Washington	Alaka	Wilson*	Harvey	Willis	Watts	Evans
TENNESSEE	Hall	Henderson	Keke	Johnson	Washington	Alaka	Wilson*	Harvey	Willis	Watts	Evans
at Alabama	Hall	Henderson	Keke	Garrett	Washington	Alaka	Wilson*	Harvey	Willis	Watts	Evans
NEW MEXICO STATE	Hall	Henderson	Keke	Johnson	Washington	Alaka	Wilson*	Harvey	Capers-Smith	Sezer	Evans
at Mississippi State	Hall	Henderson	Keke	Johnson	Washington	Alaka	Wilson*	Harvey	Capers-Smith	Watts	Evans
OLE MISS	Hall	Henderson	Keke	Garrett	Washington	Alaka	Wilson*	Harvey	Capers-Smith	Watts	Evans
UTSA	Hall	Henderson	Keke	Garrett	Washington	Alaka	Moore	Oliver	Capers-Smith	Pryor	Evans
LSU	Hall	Henderson	Keke	Garrett	Washington	Alaka	Moore	Harvey	Willis	Pryor	Evans
vs. Kansas State	Hall	Henderson	Keke	Garrett	Washington	Alaka	Thomas	Harvey	Oliver	Pryor	Evans

* - Started as a nickel back



DONOVAN WILSON



DAESHON HALL

12TH MAN REPRESENTATIVE

	12 th Man	#
UCLA	Gillaspia	1
PVAMU	Gillaspia	2
at Auburn	Gillaspia	3
vs. Arkansas	Gillaspia	4
at S Carolina	Gillaspia	5
TENNESSEE	Gillaspia	6
at Alabama	Gillaspia	7
New Mexico St.	Gillaspia	8
at MSU	Gillaspia	9
Ole Miss	Gillaspia	10
UTSA	Gillaspia	11
LSU	Gillaspia	12
vs. Kansas St.	Gillaspia	13

- appearances as 12th Man representative

2016 REVIEW

SEASON / CAREER STATISTICS — OFFENSE

RUSHING

SEASON STATISTICS

CAREER STATISTICS

	GP	Att	Gain	Loss	Net	Avg	TD	Long	Avg/G	GP	Att	Gain	Loss	Net	Avg	TD	Long	Avg/G
Trayveon Williams	13	156	1083	26	1057	6.8	8	89	81.3	13	156	1083	26	1057	6.8	8	89	81.3
Keith Ford	13	126	701	32	669	5.3	6	28	51.5	13	126	701	32	669	5.3	6	28	51.5
Trevor Knight	11	102	743	129	614	6.0	10	62	55.8	11	102	743	129	614	6.0	10	62	55.8
Kendall Bussey	5	20	173	1	172	8.6	0	29	34.4	5	20	173	1	172	8.6	0	29	34.4
James White	12	24	113	4	109	4.5	3	19	9.1	33	101	468	10	458	4.5	7	24	13.9
Kwame Etwi	4	10	64	1	63	6.3	1	15	15.8	10	30	217	3	214	7.1	1	42	21.4
Jake Hubenak	7	31	107	63	44	1.4	0	22	6.3	13	46	160	109	51	1.1	0	22	3.9
Christian Kirk	13	8	47	12	35	4.4	0	20	2.7	26	19	103	14	89	4.7	0	20	3.4
Conner McQueen	13	1	9	0	9	9.0	0	9	0.7	43	2	9	1	8	4.0	0	9	0.2
TOTAL	13	484	3040	286	2754	5.7	28	89	211.8									
OPPONENTS	13	573	2941	448	2493	4.4	21	75	191.8									

PASSING

SEASON STATISTICS

CAREER STATISTICS

	GP	Effic	Cmp-Att-Int	Pct	Yds	TD	Lng	Avg/G	GP	Effic	Att-Cmp-Int	Pct	Yds	TD	Lng	Avg/G
Trevor Knight	11	123.20	193-362-7	53.3	2432	19	92	221.1	11	123.20	362-193-7	53.3	2432	19	92	221.1
Jake Hubenak	7	145.25	61-104-2	58.7	884	6	69	126.3	13	129.87	179-101-3	56.4	1283	9	69	98.7
Christian Kirk	13	0.00	0-2-0	0.0	0	0	0	0.0	26	0.00	2-0-0	0.0	0	0	0	0.0
Conner McQueen	13	108.40	1-1-0	100.0	1	0	1	0.1	43	108.40	1-1-0	100.0	1	0	1	0.0
TOTAL	13	127.53	255-469-9	54.4	3317	25	92	255.2								
OPPONENTS	13	124.20	272-462-12	58.9	3250	16	79	250.0								

RECEIVING

SEASON STATISTICS

CAREER STATISTICS

	GP	No.	Yds	Avg	TD	Long	Avg/G	GP	No.	Yds	Avg	TD	Long	Avg/G
Christian Kirk	13	83	928	11.2	9	69	71.4	26	163	1937	11.9	16	69	74.5
Josh Reynolds	13	61	1039	17.0	12	92	79.9	38	164	2788	17.0	30	95	73.4
Ricky Seals-Jones	11	26	333	12.8	1	47	30.3	39	123	1442	11.7	10	71	37.0
Speedy Noil	10	21	325	15.5	2	48	32.5	31	88	1134	12.9	9	48	36.6
Trayveon Williams	13	19	91	4.8	0	17	7.0	13	19	91	4.8	0	17	7.0
Jeremy Tabuyo	13	14	229	16.4	0	34	17.6	42	35	454	13.0	5	50	10.8
Jamal Jeffery	8	6	74	12.3	0	31	9.2	15	10	85	8.5	0	31	5.7
Frank Iheanacho	11	6	48	8.0	0	24	4.4	11	6	48	8.0	0	24	4.4
Keith Ford	13	5	81	16.2	0	40	6.2	13	5	81	16.2	0	40	6.2
Edward Pope	13	4	74	18.5	0	28	5.7	44	51	658	12.9	4	86	15.0
Boone Niederhofer	5	4	27	6.8	0	18	5.4	27	35	327	9.3	1	42	12.1
Damion Ratley	12	2	26	13.0	0	20	2.2	24	17	226	13.3	2	42	9.4
Kalvin Cline	13	1	17	17.0	1	17	1.3	13	1	17	17.0	1	17	1.3
Kemah Siverand	2	1	16	16.0	0	16	8.0	2	1	16	16.0	0	16	8.0
Kendall Bussey	5	1	5	5.0	0	5	1.0	5	1	5	5.0	0	5	1.0
Tanner Schorp	13	1	4	4.0	0	4	0.3	27	1	4	4.0	0	4	0.1
TOTAL	13	255	3317	13.0	25	92	255.2							
OPPONENTS	13	272	3250	11.9	16	79	250.0							

TOTAL OFFENSE

SEASON STATISTICS

CAREER STATISTICS

	G	Plays	Rush	Pass	Total	Avg/G	G	Plays	Rush	Pass	Total	Avg/G
Trevor Knight	11	464	614	2432	3046	276.9	11	464	614	2432	3046	276.9
Trayveon Williams	13	156	1057	0	1057	81.3	13	156	1057	0	1057	81.3
Jake Hubenak	7	135	44	884	928	132.6	13	225	51	1283	1334	102.6
Keith Ford	13	126	669	0	669	51.5	13	126	669	0	669	51.5
Kendall Bussey	5	20	172	0	172	34.4	5	20	172	0	172	34.4
James White	12	24	109	0	109	9.1	33	101	458	0	458	13.9
Kwame Etwi	4	10	63	0	63	15.8	10	30	214	0	214	21.4
Christian Kirk	13	10	35	0	35	2.7	26	21	89	0	89	3.4
Conner McQueen	13	2	9	1	10	0.8	43	3	8	1	9	0.2
TOTAL	13	953	2754	3317	6071	467.0						
OPPONENTS	13	1035	2493	3250	5743	441.8						

SCORING

SEASON STATISTICS

CAREER STATISTICS

	-----PATS-----									-----PATS-----								
	TD	FGs	Kick	Rush	Rcv	Pass	DXP	Saf	Points	TD	FGs	Kick	Rush	Rcv	Pass	DXP	Saf	Points
Daniel LaCamera	0	17-24	54-54	0-0	0	0-0	0	0	105	0	17-24	54-54	0-0	0	0-0	0	0	105
Christian Kirk	12	0-0	0-0	0-0	0	0-0	0	0	72	21	0-0	0-0	0-0	0	0-0	0	0	126
Josh Reynolds	12	0-0	0-0	0-0	0	0-0	0	0	72	30	0-0	0-0	0-0	1	0-0	0	0	182
Trevor Knight	10	0-0	0-0	0-0	0	1-1	0	0	60	10	0-0	0-0	0-0	0	1-1	0	0	60
Trayveon Williams	8	0-0	0-0	0-0	0	0-0	0	0	48	8	0-0	0-0	0-0	0	0-0	0	0	48
Keith Ford	6	0-0	0-0	1-1	0	0-0	0	0	38	6	0-0	0-0	1-1	0	0-0	0	0	38
James White	3	0-0	0-0	0-0	0	0-0	0	0	18	7	0-0	0-0	0-0	0	0-0	0	0	42
Speedy Noil	2	0-0	0-0	0-0	1	0-0	0	0	14	9	0-0	0-0	0-0	1	0-0	0	0	56
Kwame Etwi	1	0-0	0-0	0-0	0	0-0	0	0	6	1	0-0	0-0	0-0	0	0-0	0	0	6
Ricky Seals-Jones	1	0-0	0-0	0-0	0	0-0	0	0	6	10	0-0	0-0	0-0	0	0-0	0	0	60
Kalvin Cline	1	0-0	0-0	0-0	0	0-0	0	0	6	1	0-0	0-0	0-0	0	0-0	0	0	6
Nick Harvey	1	0-0	0-0	0-0	0	0-0	0	0	6	1	0-0	0-0	0-0	0	0-0	0	0	6
Jarrett Johnson	0	0-0	0-0	0-0	0	0-0	0	1	2	0	0-0	0-0	0-0	0	0-0	0	1	2
Jake Hubenak	0	0-0	0-0	0-0	0	0-1	0	0	0	0	0-0	0-0	0-0	0	0-1	0	0	0
TOTAL	57	17-24	54-54	1-1	1	1-2	0	1	453									
OPPONENTS	38	19-27	32-33	0-0	1	1-5	0	0	319									

ALL-PURPOSE

SEASON STATISTICS

CAREER STATISTICS

	G	Rush	Rec	PR	KOR	IR	Tot	Avg/G		G	Rush	Rec	PR	KOR	IR	Tot	Avg/G
	Christian Kirk	13	35	928	282	173	0	1418		109.1	26	89	1937	623	558	0	3207
Trayveon Williams	13	1057	91	0	82	0	1230	94.6	13	1057	91	0	82	0	1230	94.6	
Josh Reynolds	13	0	1039	0	0	0	1039	79.9	38	0	2788	0	0	0	2788	73.4	
Keith Ford	13	669	81	0	140	0	890	68.5	13	669	81	0	140	0	890	68.5	
Trevor Knight	11	614	0	0	0	0	614	55.8	11	614	0	0	0	0	614	55.8	
Speedy Noil	10	0	325	0	104	0	429	42.9	31	10	1134	197	990	0	2331	75.2	
Justin Evans	13	0	0	0	428	0	428	32.9	25	0	0	0	474	0	474	19.0	
Ricky Seals-Jones	11	0	333	0	10	0	343	31.2	39	0	1442	0	10	0	1452	37.2	
Jeremy Tabuyo	13	0	229	0	0	0	229	17.6	42	0	454	0	0	0	454	10.8	
Kendall Bussey	5	172	5	0	30	0	207	41.4	5	172	5	0	30	0	207	41.4	
James White	12	109	0	0	0	0	109	9.1	33	458	16	0	0	0	474	14.4	
Jamal Jeffery	8	0	74	0	0	0	74	9.2	15	4	85	0	0	0	89	5.9	
Edward Pope	13	0	74	0	0	0	74	5.7	44	0	658	0	0	0	658	15.0	
Nick Harvey	12	0	0	73	0	0	73	6.1	38	0	0	137	16	0	153	4.0	
Kwame Etwi	4	63	0	0	0	0	63	15.8	10	214	0	0	0	0	214	21.4	
Frank Iheanacho	11	0	48	0	0	0	48	4.4	11	0	48	0	0	0	48	4.4	
Jake Hubenak	7	44	0	0	0	0	44	6.3	13	51	0	0	0	0	51	3.9	
Boone Niederhofer	5	0	27	0	0	0	27	5.4	27	0	327	0	0	0	327	12.1	
Damion Ratley	12	0	26	0	0	0	26	2.2	24	0	226	0	0	0	226	9.4	
Kalvin Cline	13	0	17	0	0	0	17	1.3	13	0	17	0	0	0	17	1.3	
Kemah Siverand	2	0	16	0	0	0	16	8.0	2	0	16	0	0	0	16	8.0	
Priest Willis	8	0	0	0	0	13	13	1.6	8	0	0	0	0	13	13	1.6	
Conner McQueen	13	9	0	0	0	0	9	0.7	43	8	0	0	0	0	8	0.2	
Claude George	12	0	0	0	0	6	6	0.5	23	0	0	0	0	6	6	0.3	
Tanner Schorp	13	0	4	0	0	0	4	0.3	27	0	4	0	0	0	4	0.1	
TOTAL	13	2754	3317	355	967	19	7412	570.2									
OPPONENTS	13	2493	3250	104	417	17	6281	483.2									

SEASON / CAREER STATISTICS – DEFENSE

DEFENSIVE LEADERS

SEASON STATISTICS

CAREER STATISTICS

	GP	Solo	Ast	Total	TFL	Sacks	Int	PBU	FR	FF	Blk	GP	Solo	Ast	Total	TFL	Sacks	Int	PBU	FR	FF	Blk	
33 Shaan Washington	13	45	59	104	6.5-32	2.5-19	.	6	.	2	.	48	111	164	275	22.0-77	8.5-49	.	11	3	4	.	
14 Justin Evans	13	52	35	87	5.0-8	.	4-0	8	.	.	1	25	99	66	165	6.0-10	.	5-0	11	.	.	1	
42 Otaru Alaka	13	30	44	74	9.0-14	2.0-6	.	1	.	1	.	28	53	66	119	13.5-22	2.0-6	.	4	.	3	.	
1 Nick Harvey	12	46	20	66	1.5-1	.	1-0	10	1	.	.	38	75	34	109	4.5-6	.	1-0	14	1	.	.	
6 Donovan Wilson	12	37	22	59	5.5-31	1.0-12	1-0	2	.	.	.	35	90	51	141	17.0-68	3.0-27	6-76	5	2	3	.	
23 Armani Watts	9	36	20	56	6.0-23	1.0-11	2-0	3	2	2	.	35	157	84	241	14.0-41	1.0-11	6-46	14	3	4	.	
31 Claude George	12	30	21	51	11.5-58	3.5-25	1-6	2	.	1	.	23	35	40	75	14.0-65	3.5-25	1-6	2	.	1	.	
10 Daeshon Hall	13	28	22	50	13.0-52	4.5-34	.	1	2	2	.	52	71	91	162	36.5-150	16.0-108	1-54	3	2	4	.	
92 Zaycoven Henderson	13	16	24	40	10.0-34	3.0-14	.	.	2	1	.	35	36	45	81	16.5-62	6.0-33	.	.	2	1	.	
88 Kingsley Keke	13	16	21	37	7.0-20	4.0-15	.	4	.	.	.	26	18	27	45	7.5-20	4.0-15	.	4	.	.	.	
11 Larry Pryor	13	20	14	34	1.0-1	.	1-0	13	20	14	34	1.0-1	.	1-0	
24 Priest Willis	8	25	8	33	0.5-2	.	1-13	8	.	.	.	8	25	8	33	0.5-2	.	1-13	8	.	.	.	
15 Myles Garrett	11	18	15	33	15.0-78	8.5-59	.	1	1	2	1	36	84	61	145	48.5-252	32.5-197	1-4	4	1	7	3	
7 Richard Moore	11	13	16	29	2.0-10	1.0-7	.	1	.	.	.	19	36	32	68	9.5-30	2.0-12	.	2	.	.	.	
26 Deshaw Capers-Smith	13	20	7	27	.	.	.	3	.	.	.	20	22	7	29	.	.	.	3	.	.	.	
25 Tyrel Dodson	13	15	12	27	1.5-6	.	.	.	1	.	.	13	15	12	27	1.5-6	.	.	.	1	.	.	
13 Reggie Chevis	13	10	15	25	2.0-6	1.0-2	.	.	.	1	.	17	11	15	26	2.0-6	1.0-2	.	.	.	1	.	
5 Daylon Mack	13	10	15	25	2.5-9	1.5-8	.	1	.	.	.	26	25	32	57	12.0-44	1.5-8	.	1	.	1	.	
17 Alex Sezer Jr.	13	13	9	22	.	.	.	2	1	.	.	25	15	14	29	.	.	.	2	1	.	.	
98 Hardreck Walker	13	9	11	20	1	.	43	33	37	70	1.5-7	1.0-7	.	3	.	1	.	
40 Jarrett Johnson	12	11	8	19	6.5-21	4.5-18	.	.	.	1	.	36	23	27	50	10.5-32	4.5-18	.	.	.	1	.	
9 Qualen Cunningham	12	8	9	17	1.0-10	1.0-10	37	23	20	43	7.0-33	4.5-28	.	.	1	.	.	
12 Cullen Gillaspia	13	6	3	9	1	1	.	15	6	4	10	.	.	.	1	1	.	.	
99 James Lockhart	12	5	3	8	1.0-5	16	6	6	12	1.0-5	
21 Charles Oliver	9	7	1	8	1.0-6	.	.	3	.	.	.	9	7	1	8	1.0-6	.	.	3	.	.	.	
22 Clifford Chattman	12	5	2	7	.	.	.	1	1	.	.	12	5	2	7	.	.	.	1	1	.	.	
27 Roney Elam	12	4	3	7	.	.	.	1	.	.	.	12	4	3	7	.	.	.	1	.	.	.	
16 Dwaine Thomas	12	2	4	6	1.0-1	22	4	5	9	1.0-1	
96 Jesse Brown	5	3	3	6	5	3	3	6	
4 Noel Ellis	5	1	3	4	.	.	1-0	25	13	16	29	1.5-4	1.5-4	1-0	1	2	.	.	
35 Riley Garner	13	3	.	3	26	10	10	20	
45 Austin Frey	12	2	1	3	20	2	1	3	
46 Landis Durham	4	1	2	3	1.0-9	9	1	5	6	1.0-9	
11 Josh Reynolds	13	2	.	2	38	2	.	2	
34 Braden Mann	13	2	.	2	13	2	.	2	
9 Ricky Seals-Jones	11	1	.	1	39	1	1	2	1	
32 Will Paulhill	2	.	1	1	2	.	1	1	
4 Damian Ratley	12	1	.	1	24	1	.	1	
TOTAL	13	524	486	1010	111-390	34-200	11-140	47	7	18	2												
OPPONENTS	13	498	443	941	75.0-342	37-250	15-263	71	9	11	.												

INTERCEPTIONS

SEASON STATISTICS

CAREER STATISTICS

	No.	Yds	Avg	TD	Long	No.	Yds	Avg	TD	Long
Justin Evans	4	0	0.0	0	0	5	0	0.0	0	0
Armani Watts	2	0	0.0	0	0	6	46	7.7	0	36
Claude George	1	6	6.0	0	6	1	6	0.0	0	6
Larry Pryor	1	0	0.0	0	0	1	0	0.0	0	0
Noel Ellis	1	0	0.0	0	0	1	0	0.0	0	0
Donovan Wilson	1	0	0.0	0	0	6	76	12.7	1	60
Nick Harvey	1	0	0.0	0	0	1	0	0.0	0	0
Priest Willis	1	13	13.0	0	13	1	13	13.0	0	13
TOTAL	12	19	1.6	0	13					
OPPONENTS	9	17	1.9	0	9					

FUMBLE RETURNS

SEASON STATISTICS

CAREER STATISTICS

	No.	Yds	Avg	TD	Long	No.	Yds	Avg	TD	Long
TOTAL	0	0	0.0	0	0					
OPPONENTS	3	54	18.0	1	30					

SEASON / CAREER STATISTICS — SPECIAL TEAMS

PUNT RETURNS


	SEASON STATISTICS					CAREER STATISTICS				
	No.	Yds	Avg	TD	Long	No.	Yds	Avg	TD	Long
Christian Kirk	13	282	21.7	3	93	27	623	23.1	5	93
Nick Harvey	1	73	73.0	1	73	6	137	22.8	1	73
TOTAL	14	355	25.4	4	93					
OPPONENTS	20	104	5.2	0	17					

KICKOFF RETURNS

	SEASON STATISTICS					CAREER STATISTICS				
	No.	Yds	Avg	TD	Long	No.	Yds	Avg	TD	Long
Justin Evans	15	428	28.5	0	90	17	474	27.9	0	90
Keith Ford	8	140	17.5	0	30	8	140	17.5	0	30
Christian Kirk	6	173	28.8	0	66	26	558	21.5	0	66
Speedy Noil	5	104	20.8	0	42	43	990	23.0	0	70
Trayveon Williams	5	82	16.4	0	24	5	82	16.4	0	24
Kendall Bussey	1	30	30.0	0	30	1	30	30.0	0	30
Ricky Seals-Jones	1	10	10.0	0	10	1	10	10.0	0	10
TOTAL	41	967	23.6	0	90					
OPPONENTS	21	417	19.9	0	34					

FIELD GOALS

	SEASON STATISTICS				CAREER STATISTICS				
	Att	Good	Long	Blkd	Att	Good	Long	Blkd	Pct.
Daniel LaCamera	24	17	49	0	24	17	49	0	70.8
TOTAL	24	17	49	0					
OPPONENTS	27	19	43	1					



CHRISTIAN KIRK

PUNTING

	SEASON STATISTICS								CAREER STATISTICS							
	No.	Yds	Avg	Long	TB	FC	I20	Blkd	No.	Yds	Avg	Long	TB	FC	I20	Blkd
Shane Tripucka	69	2962	42.9	59	0	27	27	0	71	3050	43.0	59	1	27	28	0
Braden Mann	2	94	47.0	50	0	1	1	0	2	94	47.0	50	0	1	1	0
TOTAL	71	3056	43.0	59	0	28	28	0								
OPPONENTS	74	3050	41.2	66	4	36	24	0								

KICKOFFS

	SEASON STATISTICS					CAREER STATISTICS				
	No.	Yds	Avg	TB	OB	No.	Yds	Avg	TB	OB
Braden Mann	76	4853	63.9	55	1	76	4853	63.9	55	1
Daniel LaCamera	4	272	68.0	2	1	8	524	65.5	4	1
TOTAL	80	5125	64.1	57	2					
OPPONENTS	66	4053	61.4	22	2					



DANIEL LACAMERA



SHANE TRIPUCKA



16/24 UCLA

(0-1)

24

—/— TEXAS A&M

(1-0)

31

Saturday, September 3 • Kyle Field • College Station, Texas • Attendance: 100,443 • TV: CBS

COLLEGE STATION (AP) -- Trevor Knight threw for 239 yards and a touchdown and ran for two more scores, including one in overtime to lead Texas A&M to a 31-24 victory over No. 16 UCLA on Saturday in his debut with the Aggies.

The Aggies had a fourth-and-1 from the 1 in overtime when Knight waltzed into the end zone untouched for the score in the opener for both teams.

Texas A&M sealed the victory when Justin Evans knocked down Josh Rosen's pass at the goal line on fourth down.

Knight, a graduate transfer from Oklahoma, outplayed Rosen.

Rosen threw three interceptions while working under heavy pressure from a defense led by Myles Garrett.

The Aggies looked to have this one wrapped up when they led by 15 in the fourth quarter after using two third-quarter touchdowns.

But UCLA's offense finally got going after that, scoring twice in two minutes with the second one coming on a 62-yard pass by Rosen to cut it two 2. A 2-point conversion after that TD tied it with 2:39 remaining.

The Bruins were driving again after a third straight punt by A&M when Evans intercepted Rosen's pass

for the second time to give A&M a chance to win it in regulation.

But Knight's pass was knocked down in the end zone to force overtime.

Knight wasn't the only former Sooner to shine for the Aggies on Saturday. Running back Keith Ford had a touchdown and 65 of A&M's 203 yards rushing in his first game since setting out a year following his transfer from Oklahoma.

GAME 1 • SCORE BY QUARTERS

	1	2	3	4	OT	FINAL
UCLA	3	6	0	15	0	24
TEXAS A&M	0	10	14	0	7	31

TEAM STATISTICS

	UCLA	TAMU
FIRST DOWNS	28	23
RUSHES-YARDS (NET)	40-125	41-203
PASSING YDS (NET)	343	239
Passes Att-Comp-Int	47-26-3	42-22-1
TOTAL OFFENSE PLAYS-YARDS	87-468	83-442
Fumble Returns-Yards	0-0	0-0
Punt Returns-Yards	5-32	1-17
Kickoff Returns-Yards	2-33	6-136
Interception Returns-Yards	1-0	3-13
Punts (Number-Avg)	6-43.3	7-47.3
Fumbles-Lost	2-0	1-1
Penalties-Yards	4-17	6-67
Possession Time	33:18	26:42
Third-Down Conversions	5 of 18	4 of 15
Fourth-Down Conversions	1 of 2	1 of 2
Red-Zone Scores-Chances	4-6	4-5
Sacks By: Number-Yards	0-0	5-39

INDIVIDUAL STATISTICS

RUSHING: **UCLA** — Jamabo 23-91; Olorunfunmi 7-48; Adams 2-4; Rosen 8-minus 18. **A&M** — Williams 15-94; Ford 14-65; Knight 9-31; Kirk 1-11; White 2-2.

PASSING: **UCLA** — Rosen 26-46-3-343; **TEAM** 0-1-0-0. **A&M** — Knight 22-42-1-239.

RECEIVING: **UCLA** — Walker 6-115; Roberts 5-61; Jamabo 5-41; Massington 4-47; Andrews 3-41; Wilson 1-17; Lasley 1-11; Adams 1-10. **A&M** — Kirk 8-58; Reynolds 4-78; Seals-Jones 4-57; Tabuyo 2-20; Pope 1-16; Williams 1-5; Iheanacho 1-3; Jeffery 1-2.

INTERCEPTIONS: **UCLA** — Pickett 1-0. **A&M** — Evans 2-0; Willis 1-13.

FUMBLES: **UCLA** — Rosen 2-0. **A&M** — Jeffery 1-1.



KEITH FORD

The Aggies lost 1,000-yard rusher Tra Carson from 2015, but used a couple of newcomers to fortify their rushing attack. Leading the Aggies' rushing attack, which generated 203 ground yards against UCLA, were true freshman Trayveon Williams and junior transfer Keith Ford. In their first career action at A&M, Williams rushed for 94 yards on 15 carries, including a 42-yard jaunt, while Ford, who played two seasons at Oklahoma, chipped in 65 yards and a touchdown on 14 carries.

SCORING SUMMARY

1ST	11:38	UCLA	Molson 38 yd field goal	4-22 / 2:12
2ND	11:33	UCLA	Molson 20 yd field goal	12-93 / 4:46
	07:26	TAMU	Ford 7 yd run (LaCamera kick)	11-70 / 4:07
	04:56	UCLA	Molson 23 yd field goal	7-69 / 2:30
	02:55	TAMU	LaCamera 23 yd field goal	7-62 / 2:01
3RD	09:08	TAMU	Knight 1 yd run (LaCamera kick)	11-87 / 4:10
	03:53	TAMU	Reynolds 40 yd pass from Knight (LaCamera kick)	5-74 / 2:23
4TH	04:19	UCLA	Olorunfunmi 9 yd run (Molson kick)	7-64 / 2:59
	02:39	UCLA	Walker 62 yd pass from Rosen, Josh (Roberts pass from Rosen)	3-77 / 1:03
OT		TAMU	Knight 1 yd run (LaCamera kick)	8-25 / —



—/— PRAIRIE VIEW A&M (1-1) 0
 15/16 TEXAS A&M (2-0) 67

Saturday, September 10 • Kyle Field • College Station, Texas • Attendance: 96,412 • TV: SEC NTK (ALT)

COLLEGE STATION (AP) -- Trevor Knight threw for 344 yards and three touchdowns and ran for another score to lead No. 20 Texas A&M to a 67-0 rout of Prairie View A&M on Saturday.

Knight finished 21 of 37 and threw touchdowns of 8 yards to Speedy Noil and 34 and 64 yards to Christian Kirk in the second quarter as the Aggies (2-0) built a 38-0 halftime lead. Knight also rushed for a game-high 78 yards on seven carries in just over one half of play.

The Aggies extended its home non-conference win streak to 23 games. Texas A&M outgained the Panthers 672-205 in earning its largest shutout since defeating Missouri 73-0 on Sept. 18, 1993.

Texas A&M managed a 22-yard field goal in the first 10 minutes before busting the game open over the final 18 minutes of the half.

Keith Ford, who had two touchdowns, had an 11-yard scoring run with three minutes left in the opening quarter before Knight tight-roped the sideline for the final 5 yards of a 32-yard TD scamper to end the first.

Prairie View (1-1), which plays in the FCS Southwestern Athletic Conference, had a 38-yard field goal blocked and missed a 42-yard field goal in the first half.

Trey Green threw for 160 yards on 13 of 39 passing, but the Aggies' defense had pressure on Green throughout the game.

GAME 2 • SCORE BY QUARTERS

	1	2	3	4	FINAL
PRAIRIE VIEW A&M	0	0	0	0	0
TEXAS A&M	17	21	13	16	67

TEAM STATISTICS

	PVAMU	TAMU
FIRST DOWNS	10	35
RUSHES-YARDS (NET)	28-32	38-277
PASSING YDS (NET)	173	395
Passes Att-Comp-Int	40-14-1	49-27-1
TOTAL OFFENSE PLAYS-YARDS	68-205	87-672
Fumble Returns-Yards	0-0	0-0
Punt Returns-Yards	1-4	2-76
Kickoff Returns-Yards	3-40	1-20
Interception Returns-Yards	1-0	1-0
Punts (Number-Avg)	9-37.2	2-37.5
Fumbles-Lost	2-0	2-1
Penalties-Yards	11-95	4-35
Possession Time	31:42	28:18
Third-Down Conversions	5 of 18	8 of 16
Fourth-Down Conversions	0 of 1	2 of 2
Red-Zone Scores-Chances	0-1	6-7
Sacks By: Number-Yards	2-22	3-24

INDIVIDUAL STATISTICS

RUSHING: PVAMU — Floyd 10-28; McCray 1-4; Green 9-3; Broach 2-0; Ham 1-minus 1; Morton 5-minus 2. **A&M** — Bussey 7-79; Knight 7-78; Ford 8-62; Etwi 5-32; White 1-19; Williams 5-15; Hubenak 5-minus 8.

PASSING: PVAMU — Green 13-39-1-160; Morton 1-1-0-13. **A&M** — Knight 21-37-1-344; Hubenak 5-11-0-50; McQueen 1-1-0-1.

RECEIVING: PVAMU — LaStrappe 6-88; Cameron Smith 3-37; Hodge 3-25; Simmons 1-13; Jackson 1-10. **A&M** — Kirk 5-106; Noil 4-25; Williams 3-17; Reynolds 2-53; Tabuyo 2-40; Seals-Jones 2-33; Jeffery 2-27; Niederhofer 2-11; Ford 1-40; Ratley 1-20; Siverand 1-16; Pope 1-6; Iheanacho 1-1.

INTERCEPTIONS: PVAMU — Johnson 1-0. **A&M** — Ellis 1-0.

FUMBLES: PVAMU — Morton 1-0; Green 1-0. **A&M** — Bussey 1-1; Knight 1-0.



The 67-0 final marked the largest margin of victory for the Aggies in a shutout since Sept. 18, 1993 when the Aggies blanked Missouri, 73-0. Offensively, Texas A&M rolled up 672 total yards, marking A&M's first 600-yard day since totaling 663 yards against SMU in 2014

SCORING SUMMARY

1ST	12:40	TAMU	LaCamera 22 yd field goal	6-50 / 1:51
	03:01	TAMU	Ford 11 yd run (LaCamera kick)	7-64 / 1:59
	00:00	TAMU	Knight 32 yd run (LaCamera kick)	4-68 / 0:58
2ND	12:12	TAMU	Noil 8 yd pass from Trevor Knight (LaCamera kick)	6-60 / 1:32
	01:03	TAMU	Kirk 34 yd pass from Trevor Knight (LaCamera kick)	7-67 / 1:39
	00:33	TAMU	Kirk 64 yd pass from Trevor Knight (LaCamera kick)	1-64 / 0:09
3RD	11:11	TAMU	Ford 4 yd run (LaCamera kick)	13-78 / 3:49
	08:26	TAMU	LaCamera 27 yd field goal	9-39 / 2:17
	04:27	TAMU	LaCamera 48 yd field goal	8-4 / 2:31
4TH	14:30	TAMU	Harvey 73 yd punt return (LaCamera kick)	—
	02:32	TAMU	Etwi 15 yd run (LaCamera kick)	7-85 / 4:26
	01:40	TAMU	J. Johnson safety	—

2016 REVIEW



17/20 TEXAS A&M
 —/— AUBURN

(3-0) 29
 (1-2) 16

Saturday, September 17 • Jordan-Hare Stadium • Auburn, Ala. • Attendance: 87,175 • TV: ESPN

AUBURN (AP) -- Trevor Knight passed for 247 yards and Daniel LaCamera kicked five field goals to lead No. 17 Texas A&M to a 29-16 victory over Auburn Saturday night and get off to a good start in the competitive Southeastern Conference's Western Division.

"It was a question mark game for our team since we came into the season not being picked very high," Knight said. "There were all kinds of questions about who we were going to be and what our identity would be. We came on the road to a team that I think has one of the better defenses in the country."

"We played very well, and it was a big win for us." Knight also ran for 42 yards and several first downs for the Aggies (3-0, 1-0 SEC), who are off to another fast start. Myles Garrett had two sacks and Texas A&M's defense harassed quarterback Sean White enough to minimize big-play chances for Auburn (1-2, 0-1).

Texas A&M kept its hopes of a higher division finish firmly intact with a 478-yard offensive performance. Freshman Trayveon Williams weaved through Auburn defenders for an icing-on-the-cake 89-yard touchdown run with 6:52 left and gained 127 yards on eight carries.

The Aggies are 3-0 for the third straight year, a run they haven't had since 1939-41.

Knight kept the Aggies moving even if though they struggled to find the end zone. He completed 20 of 40 passes but led one 92-yard drive in the first half and another march for three points in the fourth quarter.

Auburn couldn't cash in on defensive stops with any points in the third quarter.

"I really thought the third quarter was probably the key to the game," Tigers coach Gus Malzahn said. "It was a dogfight, and then in the third quarter I thought our defense played very good, gave the offense a lot of op-

portunities, and the offense just couldn't seize the moment."

Auburn drove deep into Texas A&M territory with runs by speedy backup quarterback John Franklin III and hard running Kamryn Pettway. Then Daeshon Hall stuffed Franklin behind the line on fourth down from the 12. Williams put it away with his sprint to the end zone, though Franklin did lead an Auburn scoring drive in the final minutes.

"I wasn't happy with how we finished the game," Aggies coach Kevin Sumlin said. "To really kind of let down on defense and give up the score and then not close out things the way we needed to in the final 5-6-7 minutes. We've got to improve there."

Knight gave Texas A&M a 16-7 first-half lead with the long second-quarter drive. He completed all four attempts for 86 yards, including a dead-on 51-yard strike to Josh Reynolds. That set up Reynolds' 5-yard touchdown catch.

LaCamera had kicks of 46, 35, 31, 37 and 26 yards.

GAME 3 • SCORE BY QUARTERS

	1	2	3	4	FINAL
TEXAS A&M	3	13	3	10	29
AUBURN	7	3	0	6	16

TEAM STATISTICS

	TAMU	AUB
FIRST DOWNS	19	26
RUSHES-YARDS (NET)	37-231	54-236
PASSING YDS (NET)	247	163
Passes Att-Comp-Int	40-20-0	35-22-0
TOTAL OFFENSE PLAYS-YARDS	77-478	89-399
Fumble Returns-Yards	0-0	0-0
Punt Returns-Yards	0-0	1-6
Kickoff Returns-Yards	0-0	1-34
Interception Returns-Yards	0-0	0-0
Punts (Number-Avg)	7-42.0	9-37.2
Fumbles-Lost	2-0	1-1
Penalties-Yards	9-70	6-28
Possession Time	28:56	31:04
Third-Down Conversions	2 of 15	6 of 17
Fourth-Down Conversions	1 of 1	0 of 2
Red-Zone Scores-Chances	5-5	3-4
Sacks By: Number-Yards	4-32	1-11

INDIVIDUAL STATISTICS

RUSHING: **A&M** — Williams 8-127; Knight 12-42; Ford 10-28; Kirk 2-24; White 3-16; **TEAM** 2-minus 6. **AUB** — Pettway 20-123; Johnson 15-60; Franklin 9-47; Davis 1-8; Jason Smith 1-0; White 8-minus.

PASSING: **A&M** — Knight 20-40-0-247. **AUB** — White 18-27-0-126; Franklin 4-8-0-37.

RECEIVING: **A&M** — Reynolds 7-98; Kirk 5-22; Seals-Jones 3-38; Williams 3-30; Noil 2-59. **AUB** — Stevens 8-86; Davis 5-36; Davis 3-23; Hastings 3-9; Johnson 2-minus 2; Davis 1-11.

INTERCEPTIONS: **A&M** — None. **AUB** — None.

FUMBLES: **A&M** — Knight 1-0; Ford 1-0. **AUB** — Davis 1-1.

A year removed from being gashed for 311 rushing yards and 443 total yards by the Auburn offense, the Texas A&M defense was dominant in the Aggies' 29-16 win. A&M posted three 3-and-outs and limited Auburn to 31 or fewer total yards on 11-of-15 drives.

SCORING SUMMARY

1ST	07:11	AU	Pettway 1 yd run (Carlson kick)	9-80 / 2:26
	01:42	TAMU	LaCamera 46 yd field goal	8-43 / 2:12
2ND	12:07	TAMU	Reynolds 5 yd pass from Knight (LaCamera kick)	6-92 / 2:36
	05:38	TAMU	LaCamera 35 yd field goal	6-23 / 1:23
	01:52	TAMU	LaCamera 31 yd field goal	5-47 / 1:53
	00:00	AU	Carlson 37 yd field goal	8-55 / 1:52
3RD	01:03	TAMU	LaCamera 25 yd field goal	14-67 / 4:19
	10:13	TAMU	LaCamera 26 yd field goal	13-57 / 5:02
4TH	06:52	TAMU	Williams 89 yd run (LaCamera kick)	2-87 / 0:30
	02:59	AU	Johnson 2 yd run (Franklin pass failed)	11-66 / 3:41



TREVOR KNIGHT



17/18 ARKANSAS

(3-1)

24

10/13 TEXAS A&M

(4-0)

45

Saturday, September 24 • AT&T Stadium • Arlington, Texas • Attendance: 67,751 • TV: ESPN

ARLINGTON (AP) -- The momentum quickly turned for 10th-ranked Texas A&M when Trevor Knight, the quarterback already with two long touch-down runs, had another big play right after a huge defensive stand by the Aggies.

Knight hit Josh Reynolds for a 92-yard tie-breaking TD pass two plays after 17th-ranked Arkansas was stopped three times from the 1, ending a 19-play drive that took nearly 10 minutes, and the Aggies went on to a 45-24 victory late Saturday night. "A big-time momentum-changer," Knight said.

Reynolds caught the ball in stride just short of midfield and quickly shed defensive back DJ Dean on his way to the end zone to break a 17-all tie and put the Aggies (4-0, 2-0 Southeastern Conference) ahead to stay.

Texas A&M has won five straight against the Razorbacks (3-1, 0-1), all since joining the SEC in 2012.

"This game has been something else," Aggies coach Kevin Sumlin said. "I was proud of our guys. They hung in there, and it just really showed the maturity of our team tonight."

The long catch-and-run by Reynolds came two plays after Keon Hatcher was tackled by Armani Watts for a 5-yard loss on fourth down, ending the drive that started after A&M fumbled from the Arkansas 2.

Quarterback Austin Allen was stopped twice from the 1, though officials reviewed the third-down

run before ruling the play stood. One overhead replay showed just how close the ball was to the goal line, with Allen's tight end basically pulling him toward the end zone.

Earlier, the Razorbacks had to settle for a field goal after six snaps from the 2 on the same series.

Knight's 48-yard TD run just before halftime tied the game at 17, after an earlier 42-yard scoring run. He finished with 10 rushes for 159 yards, the last a 62-yarder on third down in the final minute of the game.

GAME 4 • SCORE BY QUARTERS

	1	2	3	4	FINAL
ARKANSAS	7	10	0	7	24
TEXAS A&M	0	17	7	21	45

TEAM STATISTICS

	ARK	TAMU
FIRST DOWNS	27	22
RUSHES-YARDS (NET)	40-120	37-366
PASSING YDS (NET)	371	225
Passes Att-Comp-Int	42-28-0	22-12-0
TOTAL OFFENSE PLAYS-YARDS	82-491	59-591
Fumble Returns-Yards	0-0	0-0
Punt Returns-Yards	1-(-1)	1-(-14)
Kickoff Returns-Yards	1-15	4-84
Interception Returns-Yards	0-0	0-0
Punts (Number-Avg)	3-39.3	2-47.5
Fumbles-Lost	3-3	3-2
Penalties-Yards	7-62	7-55
Possession Time	39:45	20:15
Third-Down Conversions	9 of 16	8 of 12
Fourth-Down Conversions	1 of 3	0 of 0
Red-Zone Scores-Chances	4-7	1-3
Sacks By: Number-Yards	1-5	1-9

INDIVIDUAL STATISTICS

RUSHING: **ARK** — Williams 17-79; Whaley 9-29; Walker 5-23; Cornelius 1-7; Team 1-minus 1; Hatcher 1-minus 5; Allen 5-minus 6; Reed 1-minus 6. **A&M** — Knight 10-157; Williams 12-153; Ford 10-55; White 1-6; Bussey 2-1; TEAM 2-minus 6.

PASSING: **ARK** — Allen 28-42-0-371. **A&M** — Knight 12-22-0-225.

RECEIVING: **ARK** — Morgan 9-86; Cornelius 7-126; Sprinkle 4-46; Hatcher 3-77; Hollister 3-39; Jackson 1-1; Williams 1-minus 4. **A&M** — Reynolds 4-141; Kirk 3-25; Williams 3-5; Seals-Jones 1-47; Iheanacho 1-7.

INTERCEPTIONS: **ARK** — None. **A&M** — None.

FUMBLES: **ARK** — Reed 1-1; Williams 1-1; Allen 1-1. **A&M** — McCoy 1-0; Knight 1-1; Kirk 1-1.



SHAAN WASHINGTON

The win was A&M's fifth straight over the Razorbacks as well as the 40th win for Texas A&M since Kevin Sumlin took over in 2012 and the 75th in Sumlin's nine years as a head coach.

SCORING SUMMARY

1ST	12:29	ARK	Hatcher 15 yd pass from Allen (Hedlund kick)	2-16 / 0:48
2ND	14:52	TAMU	Knight 42 yd run (LaCamera kick)	3-51 / 0:54
	09:59	ARK	Hedlund 25 yd field goal	9-68 / 4:53
	04:42	TAMU	LaCamera 48 yd field goal	8-69 / 3:19
	01:31	ARK	Williams 8 yd run (Hedlund kick)	5-75 / 3:11
	00:13	TAMU	Knight 48 yd run (LaCamera kick)	6-74 / 1:18
3RD	01:33	TAMU	Reynolds 92 yd pass from Knight (LaCamera kick)	2-94 / 0:42
4TH	11:54	TAMU	Williams 33 yd run (LaCamera kick)	7-85 / 2:06
	10:25	TAMU	Kirk 9 yd pass from Knight (LaCamera kick)	3-15 / 0:38
	06:21	ARK	Cornelius 5 yd pass from Allen (Hedlund kick)	12-92 / 4:04
	04:57	TAMU	Williams 22 yd run (LaCamera kick)	3-52 / 1:24



9/10

TEXAS A&M

(5-0)

24

—/—

SOUTH CAROLINA

(2-3)

13

Saturday, October 1 • Williams-Brice Stadium • Columbia, S.C. • Attendance: 78,245 • TV: SEC NTK

COLUMBIA (AP) -- Trevor Knight threw for 206 yards and ran for 84 more, leading No. 9 Texas A&M to a 24-13 win over South Carolina on Saturday.

Knight also had a fumble and an interception that kept this one close. But the Aggies (5-0, 3-0 Southeastern) used a tight defense to win this one, tackling the Gamecocks (2-3, 1-3) for losses on 10 plays and keeping them out of the end zone after A.J. Turner's 75-yard touchdown run on South Carolina's first play from scrimmage.

Knight came in second in the SEC in total offense, and either threw the ball or ran it on 52 of Texas A&M's 79 plays. Trayveon Williams and James White each ran for a touchdown for the Aggies. The SEC's best rushing team had 216 yards on the ground.

Four starters were out for Texas A&M, including last year's SEC sack leader Myles Garrett, two receivers in Speedy Noil and Ricky Seals-Jones and right tackle Jermaine Eluemunor and the Aggies were away from home for a third straight game. Coach Kevin Sumlin said he told them if they weren't careful, this could be a trap and the touchdown on the opening play could have spiraled things out of control.

"But they settled down after that first play. There was never panic on the sideline. There was never guys pressing -- defense keeping us in the game, offense moving the ball in the second half," Sumlin said.

Knight expects everyone to be back next week. "Those guys needed a week to heal up," the senior quarterback said.

The Gamecocks had chances to end their six-game losing streak to ranked opponents, but kicker Elliot Fry missed two field goals and Jamarcus King fumbled a punt with

3:12 left in the game.

"We're doing a lot of things better but we don't have a lot of margin for error," South Carolina coach Will Muschamp said.

GAME 5 • SCORE BY QUARTERS

	1	2	3	4	FINAL
TEXAS A&M	7	0	7	10	24
SOUTH CAROLINA	7	0	3	3	13

TEAM STATISTICS

	TAMU	SCAR
FIRST DOWNS	22	21
RUSHES-YARDS (NET)	39-216	35-161
PASSING YDS (NET)	206	217
Passes Att-Comp-Int	40-23-1	35-22-1
TOTAL OFFENSE PLAYS-YARDS	79-422	70-378
Fumble Returns-Yards	0-0	1-20
Punt Returns-Yards	2-20	2-5
Kickoff Returns-Yards	3-79	1-19
Interception Returns-Yards	1-0	1-0
Punts (Number-Avg)	5-44.8	5-40.8
Fumbles-Lost	2-1	3-1
Penalties-Yards	5-40	3-20
Possession Time	28:13	31:47
Third-Down Conversions	9 of 19	3 of 14
Fourth-Down Conversions	1 of 2	1 of 2
Red-Zone Scores-Chances	3-3	0-2
Sacks By: Number-Yards	3-23	1-2

INDIVIDUAL STATISTICS

RUSHING: **A&M** — Williams 14-98; Knight 12-84; White 9-27; Kirk 2-7; Ford 1-3; **TEAM** 1-minus 3. **SCAR** — Turner 10-113; Dowdle 9-47; Mclwain 12-7; Williams 2-3; Smith 1-2; Orth 1-minus 11.

PASSING: **A&M** — Knight 23-40-1-206. **SCAR** — Orth 11-18-0-138; Mclwain 9-15-1-34; Hurst 1-1-0-9; Kelly 1-1-0-36.

RECEIVING: **A&M** — Kirk 12-61; Tabuyo 4-89; Reynolds 3-29; Williams 2-14; Iheanacho 2-13. **SCAR** — Hurst 5-90; Dawkins 5-17; Crosby 4-51; Turner 4-22; Googer 3-25; Charleston 1-12.

INTERCEPTIONS: **A&M** — Watts 1-0. **SCAR** — Lammons 1-0.

FUMBLES: **A&M** — White 1-0; Knight 1-1. **SCAR** — Orth 1-0; King 1-1; Fenton 1-0.



TRAYVEON WILLIAMS

True freshman running back **Trayveon Williams**, who entered the weekend as the nation's top true freshman rusher, continued his penchant for long TD runs with a 49-yard romp on the Aggies' first drive of the second half. He finished the game with a game-high 98 yards and a touchdown on 14 carries.

SCORING SUMMARY

1ST	14:47	SC	Turner 75 yd run (Fry kick)	1-75 / 0:13
	12:31	TAMU	Knight 4 yd run (LaCamera kick)	7-75 / 2:16
3RD	11:37	TAMU	Williams 49 yd run (LaCamera kick)	8-71 / 3:23
	03:14	SC	Fry 43 yd field goal	4-3 / 1:52
4TH	11:40	TAMU	White 2 yd run (LaCamera kick)	9-52 / 3:09
	04:23	SC	Fry 43 yd field goal	8-57 / 2:25
	01:41	TAMU	LaCamera 35 yd field goal	5-13 / 1:39



9/9 TENNESSEE (5-1) 38

8/7 TEXAS A&M (6-0) 45

Saturday, October 8 • Kyle Field • College Station, Texas • Attendance: 106,248 • TV: CBS

COLLEGE STATION (AP) -- Trevor Knight had a 1-yard touchdown run in the second overtime and No. 8 Texas A&M withstood another late Tennessee rally to beat the No. 9 Volunteers 45-38 on Saturday.

After Knight bulled in for the touchdown, Armani Watts intercepted Joshua Dobbs' pass on the next play for Tennessee's seventh turnover to end the game.

"The big takeaway from this was we were able to withstand some things, not play great but make enough plays to win the game without some of our better players being 100 percent," coach Kevin Sumlin said.

The teams exchanged field goals in the first overtime.

Knight threw for 239 yards and two touchdowns and ran for 110 yards and three more scores.

The Volunteers (5-1, 2-1 Southeastern Conference) had rallied from double-digit deficits to win four of their last five games, including last week's last-play victory over Georgia. They trailed by 21 points in the third quarter Saturday thanks to six turnovers before tying it on Alvin Kamara's 18-yard touchdown reception with 41 seconds left.

"Proud of the resolve, but the turnovers didn't give us an opportunity," Tennessee coach Butch Jones said.

Texas A&M (6-0, 4-0) had a chance to win it in regulation, but Daniel LaCamera's 38-yard field goal attempt sailed wide left.

The Aggies could have put this one away when Trayveon Williams had the ball knocked from his hands and out of the back of the end zone just before he crossed the goal line on a 71-yard run.

Texas A&M was facing third-and-2 when Knight dashed 62 yards for a touchdown that pushed the lead to 35-21 with about three minutes left. Kamara's 4-yard run about a minute later made it a one-score game.

The Aggies built a 21-7 lead in the first quarter after three fumbles by Tennessee. Knight threw touchdown passes of 13 and 2 yards and had a 7-yard TD run in the opening frame.

GAME 6 • SCORE BY QUARTERS

	1	2	3	4	OT/2OT	FINAL
TENNESSEE	7	0	7	21	3/0	38
TEXAS A&M	21	0	7	7	3/7	45

TEAM STATISTICS

	TENN	TAMU
FIRST DOWNS	29	21
RUSHES-YARDS (NET)	51-282	50-353
PASSING YDS (NET)	402	239
Passes Att-Comp-Int	48-29-2	34-17-2
TOTAL OFFENSE PLAYS-YARDS	99-684	84-592
Fumble Returns-Yards	0-0	0-0
Punt Returns-Yards	4-24	0-0
Kickoff Returns-Yards	4-81	0-0
Interception Returns-Yards	2-9	2-0
Punts (Number-Avg)	6-45.2	10-41.9
Fumbles-Lost	6-5	1-1
Penalties-Yards	12-84	7-45
Possession Time	32:23	27:37
Third-Down Conversions	6 of 17	5 of 16
Fourth-Down Conversions	1 of 2	0 of 0
Red-Zone Scores-Chances	6-6	6-7
Sacks By: Number-Yards	1-9	4-29

INDIVIDUAL STATISTICS

RUSHING: TENN — Kamara 18-127; Kelly 13-89; Dobbs 17-57; Byrd 2-11; TEAM 1-minus 2. **A&M** — Williams 28-217; Knight 15-110; Ford 6-29; TEAM 1-minus 3.

PASSING: TENN — Dobbs 28-47-2-398; Jennings 1-1-0-4. **A&M** — Knight 17-34-2-239.

RECEIVING: TENN — Kamara 8-161; Jennings 5-68; Byrd 3-60; Croom 3-41; Smith 3-4; Malone 2-31; Wolf 2-14; Kelly 1-12; Johnson 1-7; Dobbs 1-4. **A&M** — Kirk 7-80; Reynolds 5-89; Noil 2-32; Iheanacho 1-24; Ford 1-14; Williams 1-0.

INTERCEPTIONS: TENN — Kelly Jr. 1-9; Jumper 1-0. **A&M** — Evans 1-0; Watts 1-0.

FUMBLES: TENN — Dobbs 2-2; Kamara 2-1; Kelly 1-1; Berry 1-1. **A&M** — Williams 1-1.



QUALEN CUNNINGHAM

The Aggie defense came up with a season-high seven takeaways against the Volunteers (5 fumble recoveries and 2 INT), the most since the Aggies gained seven against Oklahoma State on Oct. 15, 2005. Offensively, the Texas A&M ground game continued to put up impressive numbers, accumulating 353 rushing yards on 50 carries (7.1 YPC).

SCORING SUMMARY

1ST	08:30	TAMU	Kirk 13 yd pass from Knight (LaCamera kick)	5-26 / 1:19
	03:37	UT	Dobbs 4 yd pass from Jennings (Medley kick)	6-71 / 1:52
	02:04	TAMU	Reynolds 2 yd pass from Knight (LaCamera kick)	6-75 / 1:33
3RD	01:45	TAMU	Knight 7 yd run (LaCamera kick)	1-22 / 0:19
	10:40	TAMU	Williams 7 yd run (LaCamera kick)	7-61 / 2:25
	07:10	UT	Kamara 15 yd run (Medley kick)	9-82 / 3:30
4TH	07:06	UT	Kelly 4 yd run (Medley kick)	12-85 / 3:30
	03:22	TAMU	Knight 62 yd run (LaCamera kick)	5-80 / 2:28
	02:07	UT	Kamara 4 yd run (Medley kick)	6-65 / 1:15
	00:41	UT	Kamara 18 yd pass from Dobbs (Medley kick)	6-80 / 1:08
OT		UT	Medley 34 yd field goal	4-9 / —
		TAMU	LaCamera 34 yd field goal	4-9 / —
2OT		TAMU	Knight 1 yd run (LaCamera kick)	3-25 / —

2016 REVIEW



6/6
1/1

TEXAS A&M
ALABAMA

(6-1)
(8-0)

14
33

Saturday, October 22 • Bryant-Denny Stadium • Tuscaloosa, Ala. • Attendance: 101,821 • TV: CBS

TUSCALOOSA (AP) -- Jonathan Allen returned a fumble 29 yards for a touchdown late in the third quarter to help No. 1 Alabama beat sixth-ranked Texas A&M 33-14 Saturday.

The Crimson Tide (8-0, 5-0 SEC) moved on as the powerhouse league's last unbeaten team, getting yet another in a long string of defensive scores. Allen, a lineman, scooped up the ball after Ryan Anderson knocked it loose from Keith Ford to finally build a cushion over the Aggies (6-1, 4-1), who led 14-13 well into the third.

It was 20-14 when Allen extended Alabama's streak to 10 games with a score on defense or special teams, half the duration of a winning streak now at 20 going into an open date.

Alabama's freshman quarterback Jalen Hurts then galloped 37 yards for another score, stepping out of a defender's grasp and making a nifty move to get past another. The Tide was rolling again, a powerful encore to easy wins over ranked Tennessee and Arkansas teams.

The Aggies seemed likely to put up the biggest fight, with a defense that kept the pressure on Hurts and a handful of big runs by quarterback Trevor Knight. Then Allen and Anderson changed that in an instant.

The Tide defense sustained a big loss when safety Eddie Jackson was injured on a late punt return. Coach Nick Saban said Jackson, a senior, is out for the season with a broken leg.

Alabama racked up five sacks of Knight, who had engineered Oklahoma's Sugar Bowl upset of Alabama as a redshirt freshman with a 348-yard, four-touchdown performance. He passed for 164 and ran for 24 in the semi-rematch.

Hurts passed for 166 yards and rushed for 93 more, throwing for a pair of touchdowns while getting intercepted twice. Damien Harris rushed 17 times for 126 yards.

GAME 7 • SCORE BY QUARTERS

	1	2	3	4	FINAL
TEXAS A&M	0	7	7	0	14
ALABAMA	6	7	13	7	33

TEAM STATISTICS

	TAMU	ALA
FIRST DOWNS	17	28
RUSHES-YARDS (NET)	38-114	57-287
PASSING YDS (NET)	164	164
Passes Att-Comp-Int	31-14-1	25-15-2
TOTAL OFFENSE PLAYS-YARDS	69-278	82-451
Fumble Returns-Yards	0-0	1-30
Punt Returns-Yards	1-2	2-21
Kickoff Returns-Yards	5-97	2-36
Interception Returns-Yards	2-6	1-0
Punts (Number-Avg)	6-42.5	2-53.5
Fumbles-Lost	2-1	1-0
Penalties-Yards	9-81	7-44
Possession Time	24:10	35:50
Third-Down Conversions	5 of 16	7 of 14
Fourth-Down Conversions	1 of 3	0 of 1
Red-Zone Scores-Chances	1-1	4-5
Sacks By: Number-Yards	3-11	5-50

INDIVIDUAL STATISTICS

RUSHING: **A&M** — Ford 15-62; Knight 13-24; Williams 9-23; Bussey 1-5. **ALA** — Harris 18-125; Hurts 21-93; Jacobs 10-36; Scarbrough 8-33.

PASSING: **A&M** — Knight 14-31-1-164. **ALA** — Hurts 15-25-2-164.

RECEIVING: **A&M** — Kirk 9-58; Reynolds 2-27; Tabuyo 1-33; Seals-Jones 1-25; Ford 1-21. **ALA** — Howard 8-69; Ridley 4-27; Stewart 2-57; Jacobs 1-11.

INTERCEPTIONS: **A&M** — George 1-6; Evans 1-0. **ALA** — Humphrey 1-0.

FUMBLES: **A&M** — Knight 1-0; Ford 1-1. **ALA** — Scarbrough 1-0.

CLAUDE GEORGE



SCORING SUMMARY

1ST	11:57	UA	Griffith 32 yd field goal	9-60 / 3:03
	04:43	UA	Griffith 28 yd field goal	13-62 / 5:05
2ND	12:59	UA	Howard 5 yd pass from Hurts (Griffith kick)	9-88 / 3:19
	00:38	TAMU	Reynolds 9 yd pass from Knight (LaCamera kick)	8-80 / 1:42
3RD	12:54	TAMU	Kirk 25 yd pass from Knight (LaCamera kick)	6-75 / 2:06
	06:33	UA	Ridley 4 yd pass from Hurts (Griffith kick)	14-77 / 6:21
	00:21	UA	Allen 30 yd fumble recovery (Hurts pass failed)	—
4TH	12:27	UA	Hurts 37 yd run (Griffith kick)	3-47 / 1:17



—/— NEW MEXICO STATE (2-6) 10
9/10 TEXAS A&M (7-1) 52

Saturday, October 29 • Kyle Field • College Station, Texas • Attendance: 99,960 • TV: ESPNU

COLLEGE STATION (AP) -- Christian Kirk returned two punts for touchdowns and added a third score on a reception to help No. 9 Texas A&M rout New Mexico State 52-10 on Saturday night.

Texas A&M (7-1) took a break from Southeastern Conference play to face the Sun Belt team for the first time a week after suffering its first loss at top-ranked Alabama.

Kirk returned punts for 70 and 73 yards to become the first player in school history with two punt return scores in a game. He has four in his career, which is a Texas A&M record.

A 12-yard run by Trayveon Williams on A&M's first drive made it 7-0 before Kirk's first return TD pushed the lead to 14-0 later in the first. On that return, Kirk grabbed the ball and evaded the first wave of defenders before sidestepping another one, getting a couple of blocks, sprinting away from the rest of the defense and waltzing into the end zone.

Trevor Knight found Kirk on a 3-yard reception in the corner of the end zone in the second quarter to leave Texas A&M up 24-0.

Texas A&M was up by 28 points early in the third quarter when Kirk added his second return score to make it 38-3. Knight was replaced by backup Jake Hubenak not long after that, and most of A&M's starters were soon on the bench.

Tyler Rogers threw for 138 yards and a touchdown and ran for 40 yards for New

GAME 8 • SCORE BY QUARTERS

	1	2	3	4	FINAL
NEW MEXICO ST.	0	3	0	7	10
TEXAS A&M	14	10	21	7	52

Mexico State (2-6).

TEAM STATISTICS

	NMSU	TAMU
FIRST DOWNS	18	28
RUSHES-YARDS (NET)	39-169	39-233
PASSING YDS (NET)	147	282
Passes Att-Comp-Int	38-21-0	34-22-0
TOTAL OFFENSE PLAYS-YARDS	77-316	73-515
Fumble Returns-Yards	0-0	0-0
Punt Returns-Yards	1-5	2-143
Kickoff Returns-Yards	1-14	2-77
Interception Returns-Yards	0-0	0-0
Punts (Number-Avg)	9-40.3	4-44.2
Fumbles-Lost	1-0	2-1
Penalties-Yards	5-30	5-53
Possession Time	29:48	30:12
Third-Down Conversions	5 of 20	7 of 13
Fourth-Down Conversions	1 of 4	0 of 0
Red-Zone Scores-Chances	2-2	5-5
Sacks By: Number-Yards	2-8	3-12

INDIVIDUAL STATISTICS

RUSHING: *NMSU* — Rose III 14-89; Rogers 13-40; Huntley 3-26; Hall 5-13; Girdy 3-6; *TEAM* 1-minus 5. *A&M* — Bussey 10-87; Williams 8-49; Ford 7-48; Etwi 4-23; McQueen 1-9; Hubenak 2-8; White 2-6; Knight 5-3.

PASSING: *NMSU* — Rogers 19-34-0-138; Jeanty 2-4-0-9. *A&M* — Knight 15-24-0-204; Hubenak 7-10-0-78.

RECEIVING: *NMSU* — Muse 5-41; Rose III 5-26; Clark 3-13; Granth 2-19; Aganon 2-10; Hall 1-23; Hogan 1-8; Boone 1-4; Scott 1-3. *A&M* — Kirk 5-36; Reynolds 3-71; Jeffery 2-33; Tabuyo 2-29; Seals-Jones 2-20; Niederhofer 2-16; Pope 1-28; Cline 1-17; Noil 1-12; Williams 1-11; Bussey 1-5; Schorp 1-4.

INTERCEPTIONS: *NMSU* — None. *A&M* — None.

FUMBLES: *NMSU* — Girdy 1-0. *A&M* — Kirk 1-1; Knight 1-0.



CHRISTIAN KIRK

Sophomore **Christian Kirk** had a pair of long punt return touchdowns against New Mexico State, making him the first player in school history with a pair of punt return TDs in a single game. Only four players in school history have had two punt return TDs in an entire season -- Carl Roaches in 1972, Rod Harris in 1987, Aaron Glenn in 1993 and Kirk as a freshman in 2015. In total, Kirk gained 143 yards on just two returns against NMSU with 70- and 73-yard TD jaunts.

SCORING SUMMARY

1ST	11:42	TAMU	Williams 12 yd run (LaCamera kick)	6-72 / 2:00
	09:38	TAMU	Kirk 70 yd punt return (LaCamera kick)	—
2ND	14:44	TAMU	LaCamera 36 yd field goal	10-60 / 2:49
	03:42	TAMU	Kirk 3 yd pass from Knight (LaCamera kick)	11-67 / 4:28
	01:05	NMSU	Davidson 33 yd field goal	11-59 / 2:37
3RD	14:18	TAMU	Reynolds 41 yd pass from Knight (LaCamera kick)	2-53 / 0:42
	12:27	TAMU	Kirk 73 yd punt return (LaCamera kick)	—
	01:50	TAMU	White 1 yd run (LaCamera kick)	6-90 / 3:01
4TH	14:04	NMSU	Scott 3 yd pass from Rogers (Davidson kick)	8-75 / 2:46
	10:11	TAMU	Cline 17 yd pass from Hubenak (LaCamera kick)	7-70 / 3:53



7/7
—/—

TEXAS A&M
MISSISSIPPI STATE

(7-2)
(4-5)

28
35

Saturday, November 5 • Davis Wade Stadium • Starkville, Miss. • Attendance: 58,407 • TV: SEC NTK

STARKVILLE (AP) -- Nick Fitzgerald ran for 182 yards and two touchdowns, Aeris Williams ran for a career-high 140 yards and Mississippi State used a dominant ground game to upset No. 7 Texas A&M 35-28 on Saturday.

It was a stunning win for Mississippi State (4-5, 2/3 Southeastern Conference), which

was coming off an uninspiring 56-41 win over lower-level Samford. The Bulldogs had lost their previous three games against FBS competition.

It was an equally stunning loss for Texas A&M. The Aggies were ranked No. 4 in the first College Football Playoff rankings released on Tuesday, but will now almost certainly tumble out of contention.

Mississippi State finished with 365 yards rushing. The Bulldogs' biggest drive was a grinding 14-play, 73-yard push in the fourth quarter that ended with Fitzgerald running for a 4-yard touchdown for a 35-21 lead. Mississippi State ran 10 straight running plays at one point in the drive.

Fitzgerald was 18 of 31 passing for 209 yards, two touchdowns and two interceptions.

Texas A&M (7-2, 4-2) not only lost the game, but possibly its starting quarterback. Trevor Knight was knocked out of the game in the second quarter with an apparent right shoulder injury and didn't return.

Knight wasn't very effective when he was playing, completing just 5 of 14 passes for 43 yards. He also ran for 54 yards and a touchdown.

Mississippi State took a 28-7 lead late in the second quarter after Fitzgerald's 7-yard touchdown pass to Ross, but Texas A&M responded with Christian Kirk's 93-yard punt return for a touchdown to pull

within 28-14 by halftime.

Knight's backup Jake Hubenak threw a 54-yard touchdown pass to Kirk early in the fourth quarter to pull Texas A&M within 28-21. Hubenak added a 4-yard touchdown pass to Josh Reynolds with 1:33 left, but the Aggies couldn't get enough momentum to overtake Mississippi

State.

GAME 9 • SCORE BY QUARTERS

	1	2	3	4	FINAL
TEXAS A&M	7	7	0	14	28
MISSISSIPPI ST	14	14	0	7	35

TEAM STATISTICS

	TAMU	MSU
FIRST DOWNS	14	29
RUSHES-YARDS (NET)	32-117	58-365
PASSING YDS (NET)	265	209
Passes Att-Comp-Int	31-16-1	31-18-2
TOTAL OFFENSE PLAYS-YARDS	63-382	89-574
Fumble Returns-Yards	0-0	0-0
Punt Returns-Yards	1-93	2-10
Kickoff Returns-Yards	3-34	1-27
Interception Returns-Yards	2-0	1-0
Punts (Number-Avg)	8-45.5	6-42.0
Fumbles-Lost	1-1	1-0
Penalties-Yards	5-27	3-30
Possession Time	22:47	37:13
Third-Down Conversions	4 of 15	11 of 18
Fourth-Down Conversions	1 of 1	0 of 0
Red-Zone Scores-Chances	2-3	3-6
Sacks By: Number-Yards	0-0	3-11

INDIVIDUAL STATISTICS

RUSHING: **A&M** — Knight 5-54; Ford 9-33; Williams 10-28; Hubenak 7-2; Kirk 1-0. **MSU** — Fitzgerald 20-182; Williams 24-140; Mixon 3-14; Dear 3-14; Holloway 4-13; Shumpert 2-6; TEAM 2-minus 4.

PASSING: **A&M** — Hubenak 11-17-1-222; Knight 5-14-0-43. **MSU** — Fitzgerald 18-31-2-209.

RECEIVING: **A&M** — Kirk 7-144; Reynolds 5-85; Nil 3-36; Williams 1-0. **MSU** — Ross 6-98; Mixon 5-54; Gray 2-32; Dear 2-10; Myles 2-7; Williams 1-8.

INTERCEPTIONS: **A&M** — Wilson 1-0; Harvey 1-0. **MSU** — McLaurin 1-0.

FUMBLES: **A&M** — Hubenak 1-1. **MSU** — Fitzgerald 1-0.

SCORING SUMMARY

1ST	12:18	MS	Fitzgerald 74 yd run (Graves kick)	1-74 / 0:12
	04:36	MS	Williams 2 yd run (Graves kick)	8-65 / 3:16
	00:03	TAMU	Knight 19 yd run (LaCamera kick)	11-75 / 4:33
2ND	10:53	MS	Ross 60 yd pass from Fitzgerald (Graves kick)	1-60 / 0:11
	03:54	MS	Ross 7 yd pass from Fitzgerald (Graves kick)	14-72 / 6:22
	00:19	TAMU	Kirk 93 yd punt return (LaCamera kick)	—
4TH	10:42	TAMU	Kirk 54 yd pass from Hubenak (LaCamera kick)	2-55 / 0:35
	03:08	MS	Fitzgerald 4 yd run (Graves kick)	14-73 / 7:26
	01:33	TAMU	Reynolds 4 yd pass from Hubenak (LaCamera kick)	7-75 / 1:35



OTARO ALAKA



— / — OLE MISS (5-5) 29

15/16 TEXAS A&M (7-3) 28

Saturday, November 12 • Kyle Field • College Station, Texas • Attendance: 104,892 • TV: SEC NTK

COLLEGE STATION (AP) -- Shea Patterson threw for 338 yards and two touchdowns in his debut and Gary Wunderlich made a 39-yard field goal with 37 seconds left to lift Mississippi past No. 10 Texas A&M, 29-28 on Saturday night.

The Rebels pulled the redshirt off Patterson, the highly regarded recruit, to start in place of Chad Kelly, who suffered a season-ending knee injury last week.

Mississippi (5-5, 2-4 Southeastern Conference) trailed by 15 entering the fourth quarter before Patterson got going.

A 13-yard touchdown reception by Josh Reynolds put A&M up 28-19. Patterson then connected with Van Jefferson on a 32-yard reception for his second TD pass of the quarter to cut the lead to 28-26 with 5:17 remaining.

A&M (7-3, 4-3) had to punt and Patterson moved the offense into position for Wunderlich's game-winning field goal.

The Aggies had a chance to win it late, but Jake Hubenak was intercepted by Deontay Anderson to secure the victory. Hubenak was making his first start this season in place of Trevor Knight, who injured his shoulder last week.

Early in the fourth quarter Patterson looked like he was channeling A&M Heisman Trophy winner Johnny Manziel when he scrambled to one side, avoided the rush and ran the other way before launching a 6-yard touchdown pass to Damore'ea Stringfellow to get Ole Miss within 21-13.

On their next drive Stringfellow reached out with his right hand and tipped the ball with his fingertips before reeling it in with one hand for an eye-popping 40-yard reception. Akeem Judd's 21-yard run made it 21-19, but the two-point conversion failed.

The Aggies led 21-6 at halftime thanks to two touchdown runs by Keith Ford.

The Rebels had turnovers on their first two possessions of the second half, but Texas A&M couldn't convert either of them into points. Patterson threw an interception on the first one and Jason Pellerin was sacked and fumbled after that.

GAME 10 • SCORE BY QUARTERS

	1	2	3	4	FINAL
OLE MISS	3	3	0	23	29
TEXAS A&M	7	14	0	7	28

TEAM STATISTICS

	MISS	TAMU
FIRST DOWNS	30	13
RUSHES-YARDS (NET)	47-152	34-129
PASSING YDS (NET)	338	213
Passes Att-Comp-Int	42-25-1	28-16-1
TOTAL OFFENSE PLAYS-YARDS	89-490	62-342
Fumble Returns-Yards	0-0	0-0
Punt Returns-Yards	1-(-2)	1-5
Kickoff Returns-Yards	0-0	5-164
Interception Returns-Yards	1-8	1-0
Punts (Number-Avg)	5-40.0	6-47.8
Fumbles-Lost	5-1	1-0
Penalties-Yards	4-20	8-67
Possession Time	33:03	26:57
Third-Down Conversions	8 of 17	6 of 14
Fourth-Down Conversions	0 of 0	0 of 2
Red-Zone Scores-Chances	4-5	4-4
Sacks By: Number-Yards	1-8	4-19

INDIVIDUAL STATISTICS

RUSHING: MISS — Judd 20-100; Patterson 15-64; Brazley 8-9; Pellerin 2-minus 6; TEAM 2-minus 15. A&M — Williams 17-72; Hubenak 9-30; Ford 8-27.

PASSING: MISS — Patterson 25-42-1-338; Pellerin 0-0-0-0. A&M — Hubenak 16-27-1-213; Kirk 0-1-0-0.

RECEIVING: MISS — Ingram 6-49; Stringfellow 5-74; Brown 4-77; Jefferson 4-51; Q. Adebayojo 2-37; Judd 2-9; Pack 1-26; Lodge 1-15. A&M — Reynolds 4-70; Noil 4-59; Kirk 3-69; Williams 3-minus 1; Jeffery 1-12; Seals-Jones 1-4.

INTERCEPTIONS: MISS — Anderson 1-8. A&M — Pryor 1-0.

FUMBLES: MISS — Patterson 2-0; Jefferson 1-0; Pellerin 1-1; Patterson 1-0. A&M — Hubenak 1-0.



JOSH REYNOLDS

Senior Josh Reynolds added to his SEC-best career receiving touchdowns with a 13-yard scoring grab in the fourth quarter. The San Antonio native finished with 70 yards on four catches against Ole Miss. It's marked the fifth straight game that Reynolds hauled in a touchdown catch. He would add another scoring grab the following contest against UTSA.

SCORING SUMMARY

1ST	05:23	OM	Wunderlich 25 yd field goal	14-57 / 5:27
	04:49	TAMU	Ford 6 yd run (LaCamera kick)	2-75 / 0:34
2ND	13:55	TAMU	Ford 1 yd run (LaCamera kick)	8-89 / 3:01
	07:46	OM	Wunderlich 24 yd field goal	14-68 / 6:09
	06:43	TAMU	Noil 1 yd pass from Hubenak (LaCamera kick)	3-7 / 1:03
4TH	14:50	OM	Stringfellow 6 yd pass from Patterson (Wunderlich kick)	11-90 / 3:53
	12:12	OM	Judd 21 yd run (Patterson pass failed)	3-61 / 0:27
	06:41	TAMU	Reynolds 13 yd pass from Hubenak (LaCamera kick)	11-76 / 5:31
	05:17	OM	Jefferson 32 yd pass from Patterson (Wunderlich kick)	6-75 / 1:24
	00:37	OM	Wunderlich 39 yd field goal	9-36 / 3:07

2016 REVIEW



—/— UTSA
25/23 TEXAS A&M

(5-6) 10
(8-3) 23

Saturday, November 19 • Kyle Field • College Station, Texas • Attendance: 102,502 • TV: ESPNU

COLLEGE STATION (AP) -- Jake Hubenak threw for 248 yards and a touchdown and Myles Garrett had 4 1/2 sacks to help No. 23 Texas A&M get back on track with a 23-10 win over UTSA on Saturday.

The Aggies (8-3) were in desperate need of a victory after consecutive losses to Mississippi State and Mississippi ruined their shot at the College Football Playoff.

The Roadrunners cut the lead to 3 points early in the second quarter after a one-handed touchdown grab by Josh Stewart. The Aggies then scored the next 13 points, capped by a 47 yard run by Trayveon Williams to make it 23-7 in the third quarter.

UTSA (5-6) was led by Jared Johnson, who threw for 186 yards and a touchdown.

Garrett was finally healthy after missing two games and being limited in several others because of a high ankle sprain. Garrett finished with eight tack-

les, broke up a pass and forced a fumble. Instead of limping as he has been in recent weeks, Garrett was harassing UTSA's two quarterbacks all game.

He further showed his ankle is fine when he batted down a pass in the second quarter and celebrated with a spirited dance. He had another big play in the fourth quarter when he sacked Johnson to force a fumble, which A&M recovered.

Garrett has 8 1/2 sacks this season to give him 32 1/2 for his career, making him the eighth player in Southeastern Conference history with at least 30 ca-

GAME 11 • SCORE BY QUARTERS

	1	2	3	4	FINAL
UTSA	0	7	3	0	10
TEXAS A&M	10	6	7	0	23

TEAM STATISTICS

	UTSA	TAMU
FIRST DOWNS	15	23
RUSHES-YARDS (NET)	37-48	38-183
PASSING YDS (NET)	204	248
Passes Att-Comp-Int	31-18-0	32-19-0
TOTAL OFFENSE PLAYS-YARDS	68-252	70-431
Fumble Returns-Yards	1-4	0-0
Punt Returns-Yards	0-0	1-1
Kickoff Returns-Yards	1-16	3-50
Interception Returns-Yards	0-0	0-0
Punts (Number-Avg)	6-48.8	5-36.2
Fumbles-Lost	2-1	1-1
Penalties-Yards	3-35	2-15
Possession Time	31:14	28:46
Third-Down Conversions	6 of 17	7 of 15
Fourth-Down Conversions	2 of 3	1 of 1
Red-Zone Scores-Chances	2-2	4-5
Sacks By: Number-Yards	2-13	6-36

INDIVIDUAL STATISTICS

RUSHING: **UTSA** — Williams 21-52; Guidry 1-22; Clay 2-6; Sturm 3-1; Team 1-minus 8; Johnson 9-minus 25. **A&M** — Williams 11-80; Ford 13-71; White 4-24; Hubenak 8-12; Kwame Etwi 1-8; Kirk 1-minus 12.

PASSING: **UTSA** — Johnson 15-24-0-186; Sturm 3-7-0-18. **A&M** — Hubenak 19-32-0-248.

RECEIVING: **UTSA** — Stewart 6-75; Thomas Jr. 4-62; Williams 2-27; Jones 2-16; McNair 1-9; Williams 1-7; Stevens 1-4; Stephens 1-4. **A&M** — Reynolds 7-93; Seals-Jones 6-75; Kirk 5-76; Tabuyo 1-4.

INTERCEPTIONS: **UTSA** — None. **A&M** — None.

FUMBLES: **UTSA** — McKinney 1-0; Johnson 1-1. **A&M** — Seals-Jones 1-1.



JAKE HUBENAK & AVERY GENNESY

During the win over the Roadrunners, Texas A&M surpassed the 5,000-yard plateau in total yards for a school-record eighth straight season. Head coach Kevin Sumlin became the first Texas A&M coach to direct a 5,000-yard offense in five straight seasons.

SCORING SUMMARY

1ST	10:30	TAMU	Reynolds 16 yd pass from Hubenak (LaCamera kick)	8-83 / 3:15
	01:22	TAMU	LaCamera 24 yd field goal	9-67 / 3:51
2ND	10:46	UTSA	Stewart 10 yd pass from Johnson (Falcon kick)	13-75 / 5:36
	05:22	TAMU	LaCamera 33 yd field goal	12-58 / 5:24
	00:00	TAMU	LaCamera 37 yd field goal	8-61 / 0:57
3RD	08:22	TAMU	Williams 47 yd run (LaCamera kick)	4-78 / 1:02
	02:17	UTSA	Falcon 24 yd field goal	14-75 / 6:05



25/RV **LSU** (7-4) **54**

22/22 **TEXAS A&M** (8-4) **39**

Thursday, November 24 • Kyle Field • College Station, Texas • Attendance: 102,961 • TV: ESPN

COLLEGE STATION (AP) -- Derrius Guice ran for a school-record 285 yards with four touchdowns and Danny Etling threw for 324 yards and two scores to give short-handed No. 25 LSU a 54-39 victory over No. 22 Texas A&M on Thursday night.

The Tigers were playing without star running back Leonard Fournette and leading tackler Kendall Beckwith because of injuries. But Guice and Etling did plenty to allow LSU (7-4, 5-3 SEC) to handle Texas A&M, and gave the Tigers a 300-yard passer and a 200-yard rusher in the same game for the first time in school history.

It certainly wasn't the first time Guice has had a big game this year, with Fournette struggling with an ankle injury for a big chunk of the season. His performance pushed his career-high rushing total to 1,249 and his four TDs were a career high. The game gave him one more yard than Fournette gained to set the school's single-game rushing record last month.

The Tigers spoke this week about wanting a win to help boost interim coach Ed Orgeron's chances of keeping the job. But on Thursday reports surfaced that LSU was zeroing in on Houston's Tom Herman. The reports prompted LSU's vice chancellor and athletic director Joe Alleva and university administration to issue a statement denying they had chosen a new coach and praising Orgeron's work since taking over in September when Les Miles was fired.

While LSU wasn't at full strength, the Aggies (8-4, 4-4) were the healthiest they've been in weeks, with defensive end Myles Garrett over an ankle injury and quarterback Trevor Knight back from a shoulder injury. Knight made an unexpected return after missing the last two games with the injury. Coach Kevin Sumlin said days after he was injured that he would miss the remainder of the regular season but would return for A&M's bowl game. Instead he returned to

throw for 211 yards and three touchdowns before leaving the game late in the fourth quarter with what looked to be a knee injury.

The Aggies cut the lead to 10 with a field goal on the opening drive of the second half, but soon Guice was at work again. His second 45-yard touchdown run came on

LSU's next drive to extend the lead to 27-10. Texas A&M failed to convert on fourth-and-4 to give the Tigers the ball back and Guice got to the end zone again, this time on a 6-yard run, to make it 34-10.

Texas A&M cut to deficit with touchdowns three times after that, but each time LSU responded with TDs of its own to keep the game out of reach.

Guice, who had 37 carries, had 65 yards rushing on LSU's first possession, highlighted by a 45-yard touchdown run that made it 7-0. The Aggies tied it in the first with a 36-yard touchdown pass from Knight to Christian Kirk.

The Tigers added two field goals before Devin White forced and recovered a fumble by freshman Trayveon Williams late in the second quarter. He returned it for what was initially ruled a touchdown but was called back after a review. It didn't matter much though as Etling connected with Malachi Dupre two plays later on a 20-yard scoring pass that extended LSU's lead to 20-7.

GAME 12 • SCORE BY QUARTERS

	1	2	3	4	FINAL
LSU	10	10	14	20	54
TEXAS A&M	7	0	10	22	39

TEAM STATISTICS

	LSU	TAMU
FIRST DOWNS	28	19
RUSHES-YARDS (NET)	46-298	33-188
PASSING YDS (NET)	324	284
Passes Att-Comp-Int	28-20-0	38-17-0
TOTAL OFFENSE PLAYS-YARDS	74-622	71-472
Fumble Returns-Yards	0-0	0-0
Punt Returns-Yards	0-0	0-0
Kickoff Returns-Yards	1-22	7-193
Interception Returns-Yards	0-0	0-0
Punts (Number-Avg)	4-35.5	6-41.0
Fumbles-Lost	2-0	3-1
Penalties-Yards	5-29	6-55
Possession Time	35:26	24:34
Third-Down Conversions	7 of 13	7 of 16
Fourth-Down Conversions	0 of 0	1 of 2
Red-Zone Scores-Chances	7-7	1-1
Sacks By: Number-Yards	2-15	0-0

INDIVIDUAL STATISTICS

RUSHING: LSU — Guice 37-285; Williams 4-13; Chark 1-7; Etling 2-minus 2; TEAM 1-minus 2; Moore 1-minus 3. A&M — Ford 15-100; Williams 10-68; Knight 6-11; White 2-9.

PASSING: LSU — Etling 20-28-0-324. A&M — Knight 14-30-0-211; Hubenak 3-7-0-73; Kirk 0-1-0-0.

RECEIVING: LSU — Gage 5-62; Dupre 4-50; Chark 3-59; Smith 3-33; Anderson 2-59; Moreau 1-31; Jeter 1-22; Moore 1-8. A&M — Kirk 8-107; Noil 5-102; Reynolds 3-51; Pope 1-24.

INTERCEPTIONS: LSU — None. A&M — None.

FUMBLES: LSU — Moore 1-0; Etling 1-0. A&M — Williams 2-1; Knight 1-0.



SCORING SUMMARY

1ST	13:16	LSU	Guice 45 yd run (Delahoussaye kick)	4-75 / 1:44
	06:05	TAMU	Christian Kirk 36 yd pass from Knight (LaCamera kick)	6-51 / 1:38
	02:11	LSU	Delahoussaye 23 yd field goal	9-69 / 3:54
2ND	11:02	LSU	Delahoussaye 32 yd field goal	10-69 / 4:05
	00:32	LSU	Dupre 20 yd pass from Etling (Delahoussaye kick)	2-20 / 0:11
3RD	13:19	TAMU	LaCamera 49 yd field goal	4-3 / 1:41
	11:11	LSU	Guice 45 yd run (Delahoussaye kick)	5-75 / 2:08
	07:45	LSU	Guice 6 yd run (Delahoussaye kick)	4-60 / 1:43
	05:04	TAMU	Williams 33 yd run (LaCamera kick)	8-75 / 2:41
4TH	14:55	LSU	Chark 7 yd run (Delahoussaye kick)	9-77 / 5:09
	13:07	TAMU	Kirk 43 yd pass from Knight (Noil pass from Knight)	6-75 / 1:48
	10:03	LSU	Gage 9 yd pass from Etling (Etling pass failed)	7-75 / 3:04
	08:45	TAMU	Reynolds 32 yd pass from Knight (Ford rush)	4-75 / 1:18
	04:59	LSU	Guice 1 yd run (Delahoussaye kick)	6-50 / 3:46
	00:15	TAMU	White 2 yd run (Hubenak pass failed)	9-82 / 1:27

2016 REVIEW



—/RV **TEXAS A&M** (8-5) **28**
 —/RV **KANSAS STATE** (9-4) **33**

Wednesday, December 28 • NRG Stadium • Houston, Texas • Attendance: 68,412 • TV: ESPN

HOUSTON (AP) -- Jesse Ertz threw for 195 yards and a touchdown and ran for two more scores in Kansas State's 33-28 victory over Texas A&M in the Texas Bowl on Wednesday night.

Ertz had a 79-yard touchdown pass and scoring runs of 1 and 5 yards to help give Kansas State its fourth straight win and first bowl victory since the 2013 Buffalo Wild Wings Bowl.

The Wildcats (9-4) led by five when Ertz bulled into the end zone on a 1-yard run that made it 33-21 with nine minutes left. Ertz set up the score with a 20-yard run two plays earlier.

The Aggies (8-5) cut it to 33-28 on Josh Reynolds' 15-yard TD reception about a minute later.

Texas A&M attempted to convert a fourth-and-8 with about two minutes left, but Trevor Knight's pass was short, to give Kansas State the ball back and allow the Wildcats to run out the clock.

Reynolds had a Texas A&M bowl-record 12 receptions for 154 yards and two touchdowns and Knight threw for 310 yards with three touchdowns and one interception as A&M dropped its second straight bowl game.

Kansas State did a good job of neutralizing Texas A&M star defensive end Myles Garrett. The junior, who is expected to declare for the draft and many believe could be the top overall pick in April, blocked an extra point in the second quarter. But he was unable to do much else while facing near-constant double teams and he finished with one tackle.

Texas A&M got to 23-21 when Reynolds made a 4-yard touchdown catch with about seven minutes left in the third quarter. A 25-yard field goal by Ian Patterson extended Kansas State's lead to 26-21 with about three minutes remaining in the quarter. A highlight of that drive came on a 36-yard run John Silmon.

The Aggies took a 7-0 lead when Keith Ford scored on a 7-yard run on their first possession. Kansas State tied it when Ertz connected with Byron Pringle and he dashed down the field for a 79-yard touchdown run later in the first quarter. The Wildcats took the lead when Ertz stiff-armed Justin Evans on a 5-yard touchdown run early in the second quarter. But Garrett blocked the extra point to make it 13-7.

A 3-yard reception by Ricky Seals-Jones put A&M back on top 14-13 soon after that. But Kansas State regained the lead with a 40-yard field goal before pushing the lead to 23-14 on a 52-yard run by Dominique Heath just before halftime.

GAME 13 • SCORE BY QUARTERS

	1	2	3	4	FINAL
KSU	7	7	7	7	28
TEXAS A&M	7	16	3	7	33

TEAM STATISTICS

	KSU	TAMU
FIRST DOWNS	25	17
RUSHES-YARDS (NET)	28-144	41-218
PASSING YDS (NET)	310	195
Passes Att-Comp-Int	48-30-1	20-14-0
TOTAL OFFENSE PLAYS-YARDS	76-454	61-413
Fumble Returns-Yards	0-0	0-0
Punt Returns-Yards	2-12	0-0
Kickoff Returns-Yards	2-33	3-80
Interception Returns-Yards	0-0	1-0
Punts (Number-Avg)	3-36.0	4-42.5
Fumbles-Lost	1-1	0-0
Penalties-Yards	8-75	12-80
Possession Time	27:11	32:49
Third-Down Conversions	4 of 12	4 of 12
Fourth-Down Conversions	1 of 2	0 of 1
Red-Zone Scores-Chances	4-5	3-3
Sacks By: Number-Yards	3-6	0-0

INDIVIDUAL STATISTICS

RUSHING: A&M — Ford 10-86; Williams 9-33; Knight 8-20; Kirk 1-5. **KSU** — Silmon 10-77; Ertz 24-67; Heath 1-52; Jones 5-19; Warmack 1-3.

PASSING: A&M — Knight 30-48-1-310. **KSU** — Ertz 14-20-0-195.

RECEIVING: A&M — Reynolds 12-154; Kirk 6-86; Seals-Jones 6-34; Tabuyo 2-14; Ford 2-6; Williams 1-10; Ratley 1-6. **KSU** — Heath 4-25; Pringle 3-107; Burton 3-25; Zuber 3-12; Dimel 1-26.

INTERCEPTIONS: A&M — None. **KSU** — Adams 1-0.

FUMBLES: A&M — Knight 1-1. **KSU** — None.



SCORING SUMMARY

1ST	11:30	TAMU	Ford 7 yd run (LaCamera kick)	10-75 / 3:30
	04:52	KSU	Pringle 79 yd pass from Ertz (Patterson kick)	1-79 / 0:11
2ND	12:19	KSU	Ertz 5 yd run (kick blocked)	8-55 / 4:45
	10:00	TAMU	Seals-Jones 3 yd pass from Knight (LaCamera kick)	8-75 / 2:19
	06:13	KSU	Patterson 40 yd field goal	7-49 / 3:47
	03:07	KSU	Heath 52 yd run (Patterson kick)	2-57 / 0:43
3RD	06:55	TAMU	Reynolds 4 yd pass from Knight (LaCamera kick)	10-90 / 4:01
	02:48	KSU	Patterson 25 yd field goal	9-71 / 4:07
4TH	09:00	KSU	Ertz 1 yd run (Patterson kick)	10-66 / 5:55
	07:50	TAMU	Reynolds 15 yd pass from Knight (LaCamera kick)	3-75 / 1:10



RECORDS & HISTORY

OFFENSIVE RECORDS

RUSHING — SINGLE GAME

LONGEST RUN

PLAYER	YARDS	OPPONENT	DATE
Christine Michael	97	Baylor	Nov. 21, 2009
D'Andre Hardeman	95	at Baylor	Nov. 9, 1996
Greg Hill	94	at TCU	Nov. 20, 1993
Bubba Bean	94	at Texas Tech	Oct. 11, 1975
Keith Woodside	90	Texas	Nov. 27, 1987
Darrell Smith	90	TCU	Nov. 20, 1976
Trayveon Williams	89	at Auburn	Sep. 17, 2016
Courtney Lewis	86	Baylor	Oct. 11, 2003
Vic "Choc" Kelley	85	Oklahoma	1907
P.C. Colgin	85	Sam Houston State	Oct. 23, 1925
Cyrus Gray	84	at Texas	Nov. 25, 2010
Rodney Thomas	84	Baylor	Oct. 24, 1992
Darren Lewis	84	Houston	Oct. 14, 1989
Bucky Richardson	82	vs Southern Miss	Sept. 27, 1987
Leeland McElroy	81	Houston	Oct. 9, 1993
Bob Smith	81	vs Georgia	Dec. 8, 1950
Mike Goodson	80	at Oklahoma State	Oct. 4, 2008
Terrence Murphy	80	Utah	Sept. 6, 2003
Sirr Parker	80	Iowa State	Oct. 11, 1997
Darren Lewis	80	at TCU	Nov. 22, 1987
Bob Smith	80	vs Texas Tech	Sept. 24, 1949
Rodney Thomas	80	LSU	Sept. 4, 1993
Earnest Jackson	80	TCU	Nov. 21, 1981
Curtis Dickey	80	at TCU	Nov. 19, 1977
David Beal	80	at Kansas	Sept. 9, 1978
Glenn Lippman	80	vs Nevada	Sept. 23, 1950

GAME YARDS

PLAYER	YARDS	OPPONENT	DATE
Bob Smith	297	at SMU	Nov. 11, 1950
Darren Lewis	232	Texas Tech	Oct. 6, 1990
Christine Michael	230	vs Arkansas	Oct. 1, 2011
Curtis Dickey	230	TCU	Nov. 25, 1978
Johnny Manziel	229	Oklahoma	Jan. 4, 2013
Leeland McElroy	229	LSU	Sept. 2, 1995
Cyrus Gray	223	at Texas	Nov. 25, 2010
Earnest Jackson	219	TCU	Nov. 21, 1981
Cyrus Gray	218	at Kansas State	Nov. 24, 2011
Trayveon Williams	217	Tennessee	Oct. 8, 2016
Bob Smith	215	vs Texas Tech	Sept. 24, 1949
Greg Hill	212	LSU	Sept. 14, 1991
Darren Lewis	212	at Texas	Nov. 24, 1988
Rodney Thomas	201	LSU	Sept. 4, 1993
Darren Lewis	201	at Houston	Oct. 8, 1988
Darren Lewis	201	at Rice	Oct. 28, 1989
Darren Lewis	194	at TCU	Nov. 22, 1987
Darren Lewis	192	at Arkansas	Nov. 12, 1988
Johnny Hector	191	TCU	Nov. 22, 1980

GAME RUSHES

PLAYER	RUSHES	OPPONENT	DATE
Roger Vick	41	at Texas	Nov. 27, 1986
Mark Green	41	SMU	Nov. 6, 1971
Darren Lewis	40	at Houston	Oct. 8, 1988
George Woodard	39	at Michigan	Oct. 1, 1977
George Woodard	39	Kansas State	Sept. 18, 1976
Darren Lewis	38	at Texas	Nov. 24, 1988
Ja'Mar Toombs	37	Texas	Nov. 25, 1999
Roger Vick	37	at Texas Tech	Oct. 5, 1985
Johnny Hector	37	TCU	Nov. 22, 1980
Danté Hall	36	at Kansas	Oct. 3, 1998
Stephen McGee	35	at Nebraska	Oct. 20, 2007
Leeland McElroy	35	LSU	Sept. 2, 1995
Ja'Mar Toombs	35	vs. Mississippi State	Dec. 31, 2000
Darren Lewis	34	Texas Tech	Oct. 6, 1990
Darren Lewis	34	Baylor	Oct. 20, 1990
Darren Lewis	34	at Arkansas	Nov. 12, 1988
Darren Lewis	34	Louisiana Tech	Nov. 5, 1988
Curtis Dickey	34	TCU	Nov. 25, 1978
George Woodard	34	at SMU	Oct. 30, 1976

OTHER SINGLE GAME RUSHING RECORDS

Most TDs, Game Jelly Woodman..... 7 vs. New Mexico ...1926
QB Rushing, Game Johnny Manziel229 vs. Oklahoma.....2012
Consec. 100-Yard Games Darren Lewis10 Last 10 Games of 1988

RUSHING — SEASON

SEASON YARDS

PLAYER	YARDS	YEAR
Darren Lewis	1,692	1988
Darren Lewis	1,691	1990
Johnny Manziel	1,410	2012
Greg Hill	1,339	1992
Bob Smith	1,302	1950
Greg Hill	1,216	1991
Tra Carson	1,165	2015
George Woodard	1,153	1976
Curtis Dickey	1,146	1978
Cyrus Gray	1,133	2010
Leeland McElroy	1,122	1995
George Woodard	1,107	1977
Trayveon Williams	1,057	2016
Cyrus Gray	1,045	2011
Courtney Lewis	1,024	2003
Danté Hall	1,024	1998
Rodney Thomas	996	1993
Curtis Dickey	978	1977
Danté Hall	973	1997
Darren Lewis	961	1989
Roger Vick	960	1986
Bubba Bean	944	1975

FRESHMAN YARDAGE

PLAYER	YARDS	YEAR
Johnny Manziel	1,410	2012
Greg Hill	1,216	1991
Trayveon Williams	1,057	2016
Courtney Lewis	1,024	2003
Mike Goodson	847	2006
Christine Michael	844	2009
Curtis Dickey	726	1976
Darren Lewis	668	1987
Danté Hall	642	1996
Leeland McElroy	613	1993
George Woodard	604	1975
Jorvorskie Lane	595	2005
Derek Farmer	503	2001
Richard Whitaker	455	2000
Robert Wilson	425	1988
Roger Vick	425	1983

SEASON RUSHES

PLAYER	ATTEMPTS	YEAR
Darren Lewis	306	1988
Darren Lewis	291	1990
Greg Hill	267	1992
Leeland McElroy	246	1995
George Woodard	245	1977
Tra Carson	242	2015
Danté Hall	243	1998
Greg Hill	240	1991
George Woodard	239	1976
Roger Vick	220	1986
Anthony Toney	208	1985
Curtis Dickey	205	1978
Johnny Manziel	201	2012
Cyrus Gray	200	2010
Rodney Thomas	199	1994
Bob Smith	199	1950
Cyrus Gray	198	2011

SEASON TOUCHDOWNS

PLAYER	TD	YEAR
Johnny Manziel	21	2012
Jorvorskie Lane	19	2006
Joel Hunt	19	1927
Darren Lewis	18	1990
D'Andre Hardeman	17	1996
George Woodard	17	1976
Jorvorskie Lane	16	2007
Greg Hill	15	1992
Jelly Woodman	14	1926
Bob Smith	14	1950
Ja'Mar Toombs	14	2000
George Woodard	13	1977
Rodney Thomas	13	1992
Rodney Thomas	13	1993
Leeland McElroy	13	1995
Christine Michael	12	2012
Cyrus Gray	12	2011
Cyrus Gray	12	2010
Courtney Lewis	12	2003
Rodney Thomas	12	1994
Anthony Toney	12	1985
Greg Hill	12	1991
Bob Goode	11	1945
Darren Lewis	11	1989
John Kimbrough	10	1939
John David Crow	10	1956
Robert Wilson	10	1988
Roger Vick	10	1986
Bucky Richardson	10	1991
Sirr Parker	10	1997
Ben Malena	10	2013
Trevor Knight	10	2017

RUSHING YARDAGE BY CLASS

CLASS	PLAYER	YARDS	YEAR
Freshman	Johnny Manziel	1,410	2012
Sophomore	Darren Lewis	1,692	1988
Junior	Bob Smith	1,302	1950
Senior	Darren Lewis	1,691	1990

OTHER SEASON RUSHING RECORDS

Best Average Per Carry Danté Hall 7.3 1997
Season 100-Yard Games Darren Lewis 10 1988
Season 200-Yard Games Darren Lewis 2 1988 2 1990
Season Yards Per Game Bob Smith 144.7 1950

RUSHING — CAREER

1,000-YARD CLUB (43)

(Career Rushing Yards)

PLAYER	YARDS	YEARS
Darren Lewis	5,012	1987-90
Curtis Dickey	3,703	1976-79
Cyrus Gray	3,298	2008-11
Greg Hill	3,262	1991-93
Rodney Thomas	3,014	1991-94
George Woodard	2,911	1975-79
Bubba Bean	2,846	1972-75
Danté Hall	2,818	1996-99
Christine Michael	2,791	2009-12
Courtney Lewis	2,711	2003-06
Johnny Hector	2,587	1979-82
Roger Vick	2,471	1983-86
Leeland McElroy	2,442	1993-95
Bob Smith	2,415	1949-51
Jorvorskie Lane	2,193	2005-08
Johnny Manziel (QB)	2,169	2012-13
Bucky Richardson (QB)	2,095	1987-91
Tra Carson	2,075	2013-15
Sirr Parker	2,042	1995-98
Mike Goodson	1,964	2006-08
Reggie McNeal (QB)	1,889	2002-05
Skip Walker	1,878	1972-75
D'Andre Hardeman	1,774	1995-99
Stephen McGee (QB)	1,750	2005-08
Robert Wilson	1,739	1988-90
Larry Stegent	1,736	1967-69
Keith Woodside	1,720	1984-87
Ben Malena	1,618	2010-13
Derek Farmer	1,582	2001-03
Dick Todd	1,556	1936-38
Earnest Jackson	1,539	1979-82
Glenn Lippman	1,506	1949-51
John David Crow	1,465	1955-57
Thomas Sanders	1,379	1980-84
Ja'Mar Toombs	1,360	1998-00
John Kimbrough	1,357	1938-40
Trey Williams	1,343	2012-14
David Brothers	1,269	1976-79
Anthony Toney	1,238	1982-85
Mike Mosley (QB)	1,206	1977-80
Roddy Osborne	1,188	1955-57
Bucky Sams	1,118	1973-75
Trayveon Williams	1,057	2016-
Jack Pardee	1,017	1954-57
Joe Weber	1,099	1999-02
Wendell Housley	1,009	1966-68



DARREN LEWIS

OTHER CAREER RUSHING RECORDS

Best Average/Carry, Career	Trey Williams	6.5	2012-14
Career 100-Yard Games	Darren Lewis	27	1987-90
Career 200-Yard Games	Darren Lewis	5	1987-90
		SWC Record	
Career Yards Per Game	Darren Lewis	113.9	1987-90

CAREER RUSHES

PLAYER	ATTEMPTS	YEAR
Darren Lewis	909	1987-90
Curtis Dickey	697	1976-79
Cyrus Gray	632	2008-11
Greg Hill	631	1991-93
George Woodard	625	1975-77, 79
Rodney Thomas	604	1991-94
Roger Vick	598	1983-86
Johnny Hector	550	1979-82
Christine Michael	529	2009-12
Danté Hall	522	1996-99
Courtney Lewis	517	2003-06
Jorvorskie Lane	489	2005-08
Bubba Bean	482	1972-75
Larry Stegent	463	1967-69
Leeland McElroy	448	1993-95
Bob Smith	439	1949-51
Sirr Parker	438	1995-98
Tra Carson	428	2013-15
Reggie McNeal	411	2002-05
David Walker	407	1973-77
Stephen McGee	407	2005-08
Mike Goodson	374	2006-08
Skip Walker	371	1972-75
Bucky Richardson	370	1987-91
Mike Mosley	365	1977-80
Derek Farmer	364	2001-03
Ja'Mar Toombs	350	1998-00

CAREER TOUCHDOWNS

PLAYER	TD	YEARS
Jorvorskie Lane	49	2005-08
Darren Lewis	44	1987-90
Rodney Thomas	41	1991-94
George Woodard	35	1975-79
Christine Michael	34	2009-12
Curtis Dickey	34	1976-79
Greg Hill	33	1991-93
Johnny Manziel	30	2012-13
Cyrus Gray	30	2008-11
Courtney Lewis	30	2003-06
Joel Hunt	30	1925-27
Bucky Richardson	30	1987-91
Leeland McElroy	29	1993-95
D'Andre Hardeman	28	1996-99
Ja'Mar Toombs	26	1998-00



BUBBA BEAN



CURTIS DICKEY

RECORDS

100-YARD RUSHING GAMES

(since 1949 — * bowl game)

2016 (6)

Trayveon Williams	at Auburn	8-127
Trayveon Williams	vs. Arkansas	12-153
Trevor Knight	vs. Arkansas	10-157
Trayveon Williams	Tennessee	28-217
Trevor Knight	Tennessee	15-110
Keith Ford	LSU	15-100

2015 (9)

Kwame Etwi	Ball State	12-116
Tra Carson	Nevada	22-137
Tra Carson	Mississippi State	26-110
Kyler Murray	South Carolina	20-156
Tra Carson	South Carolina	21-122
Tra Carson	Auburn	21-109
Tra Carson	Western Carolina	17-109
Tra Carson	at Vanderbilt	22-126
Tra Carson	*vs. Louisville	20-106

2014 (1)

Tra Carson	*vs West Virginia	25-133
------------	-------------------	--------

2013 (2)

Johnny Manziel	Sam Houston St.	12-102
Johnny Manziel	at Ole Miss	19-124

2012 (10)

Johnny Manziel	at SMU	13-124
Johnny Manziel	Arkansas	14-104
Ben Malena	at Ole Miss	18-142
Johnny Manziel	at Ole Miss	20-129
Johnny Manziel	vs Louisiana Tech	19-181
Trey Williams	at Auburn	19-109
Ben Malena	at Mississippi St.	17-112
Johnny Manziel	at Mississippi St.	21-129
Johnny Manziel	Sam Houston St.	16-100
Johnny Manziel	*vs Oklahoma	17-229

2011 (9)

Cyrus Gray	SMU	21-132
Cyrus Gray	Idaho	29-101
Christine Michael	vs Arkansas	32-230
Cyrus Gray	at Texas Tech	21-116
Christine Michael	Baylor	21-105
Christine Michael	at Iowa State	18-142
Cyrus Gray	at Iowa State	21-125
Christine Michael	Missouri	21-104
Cyrus Gray	at Kansas State	30-218

2010 (10)

Christine Michael	SFA	22-105
Christine Michael	Louisiana Tech	14-107
Christine Michael	FIU	21-119
Cyrus Gray	at Kansas	13-117
Cyrus Gray	Texas Tech	16-102
Cyrus Gray	Oklahoma	21-122
Cyrus Gray	at Baylor	28-137
Cyrus Gray	Nebraska	26-137
Cyrus Gray	at Texas	27-223
Cyrus Gray	*vs LSU	20-100

2009 (5)

Christine Michael	Baylor	11-116
Cyrus Gray	Baylor	14-107
Cyrus Gray	Iowa State	21-119
Cyrus Gray	at Texas Tech	25-131
Christine Michael	at Texas Tech	22-121



TRAYVEON WILLIAMS

2008 (2)

Mike Goodson	at Oklahoma State	8-112
Mike Goodson	Arkansas State	24-124

2007 (3)

Stephen McGee	at Nebraska	35-167
Jorvorskie Lane	at Nebraska	15-130
Jorvorskie Lane	Baylor	24-123
Stephen McGee	Baylor	17-110
Mike Goodson	Louisiana-Monroe	11-113
Stephen McGee	Fresno State	16-124
Jorvorskie Lane	Fresno State	23-121
Stephen McGee	Montana State	9-121

2006 (4)

Mike Goodson	Oklahoma	10-127
Jorvorskie Lane	Missouri	28-127
Stephen McGee	vs Army	11-144
Jorvorskie Lane	vs Army	24-106

2005 (9)

Jorvorskie Lane	Texas	17-104
Stephen McGee	Texas	24-108
Courtney Lewis	at Oklahoma	26-100
Reggie McNeal	at Kansas State	16-119
Reggie McNeal	Oklahoma State	12-150
Jorvorskie Lane	Oklahoma State	22-139
Courtney Lewis	Texas State	27-136
Reggie McNeal	SMU	6-100
Reggie McNeal	at Clemson	9-100

2004 (5)

Courtney Lewis	Texas Tech	19-115
Courtney Lewis	at Baylor	26-100

Reggie McNeal	Colorado	22-139
Reggie McNeal	Clemson	17-129
Courtney Lewis	Clemson	28-165

2003 (6)

Courtney Lewis	Kansas	26-120
Courtney Lewis	Oklahoma State	16-171
Courtney Lewis	Baylor	12-158
Derek Farmer	Baylor	11-117
Courtney Lewis	Pittsburgh	16-105
Courtney Lewis	Utah	16-100

2002 (4)

Derek Farmer	at Texas	17-122
Derek Farmer	at Kansas	21-111
Derek Farmer	Texas Tech	27-132
Derek Farmer	Louisiana Tech	19-119

2001 (3)

Derek Farmer	Iowa State	17-133
Derek Farmer	Notre Dame	20-100
Keith Joseph	at Wyoming	21-105

2000 (2)

Ja'Mar Toombs	* vs Mississippi State	35-193
Joe Weber	at Iowa State	20-106

1999 (2)

Ja'Mar Toombs	Texas	37-126
Joe Weber	Missouri	8-121

1998 (6)

Danté Hall	Kansas	36-177
Danté Hall	Nebraska	32-113
Ja'Mar Toombs	Nebraska	10-110
Danté Hall	Baylor	17-137
Ja'Mar Toombs	Oklahoma State	23-111
Danté Hall	Kansas State	27-113

1997 (7)

Danté Hall	Sam Houston	11-169
Danté Hall	North Texas	19-156
Sirr Parker	North Texas	17-124
Danté Hall	Colorado	22-123
Danté Hall	Oklahoma	12-139
Sirr Parker	Oklahoma	22-123
Danté Hall	Texas	19-118

1996 (10)

Danté Hall	Texas	14-108
Eric Bernard	Baylor	21-115
D'Andre Hardeman	Baylor	7-121
D'Andre Hardeman	Oklahoma State	18-109
Danté Hall	Texas Tech	17-184
D'Andre Hardeman	Iowa State	9-107
Danté Hall	Louisiana Tech	14-101
Sirr Parker	North Texas	18-116
Eric Bernard	BYU	18-108
Sirr Parker	BYU	20-101

1995 (6)

Leeland McElroy	Texas	29-145
Leeland McElroy	MTSU	17-118
Leeland McElroy	Rice	28-168
D'Andre Hardeman	SMU	26-130
Leeland McElroy	Tulsa	23-116
Leeland McElroy	LSU	35-229

1994 (6)

Rodney Thomas	SMU	18-134
Rodney Thomas	Rice	21-136
Rodney Thomas	Baylor	14-108
Leeland McElroy	Baylor	22-105
Rodney Thomas	Texas Tech	22-124
Leeland McElroy	LSU	11-132

1993 (9)

Greg Hill	Texas	23-125
Greg Hill	TCU	10-125
Greg Hill	SMU	21-129
Greg Hill	Houston	20-128
Rodney Thomas	Texas Tech	23-108
Rodney Thomas	Missouri	17-107
Leeland McElroy	Missouri	17-136
Rodney Thomas	Oklahoma	22-106
Rodney Thomas	LSU	25-201

1992 (10)

Greg Hill	Texas	23-100
Greg Hill	TCU	25-187
Greg Hill	Louisville	26-142
Greg Hill	SMU	24-138
Greg Hill	Baylor	19-119
Rodney Thomas	Baylor	9-116
Greg Hill	Texas Tech	32-141
Rodney Thomas	Texas Tech	24-179
Greg Hill	Missouri	20-104
Greg Hill	Tulsa	26-125

1991 (7)

Greg Hill	TCU	19-115
Greg Hill	Rice	18-109
Bucky Richardson	Rice	18-128
Greg Hill	Houston	25-160
Greg Hill	Texas Tech	24-137
Greg Hill	Tulsa	25-125
Greg Hill	LSU	30-212

1990 (18)

Darren Lewis	* vs BYU	5-104
Bucky Richardson	* vs BYU	12-119
Darren Lewis	Texas	25-150
Bucky Richardson	Texas	16-109
Darren Lewis	TCU	23-113
Robert Wilson	Arkansas	18-115
Darren Lewis	SMU	31-207
Bucky Richardson	SMU	13-180
Darren Lewis	Rice	25-176
Darren Lewis	Baylor	34-179
Darren Lewis	Houston	21-124
Robert Wilson	Houston	15-111
Darren Lewis	Texas Tech	34-232
Darren Lewis	North Texas	26-132
Randy Simmons	USL	11-141
Darren Lewis	USL	16-141
Robert Wilson	USL	8-116
Darren Lewis	Hawaii	24-117

1989 (7)

Robert Wilson	* vs Pittsburgh	16-145
Darren Lewis	SMU	18-126
Darren Lewis	Rice	28-201
Darren Lewis	Houston	12-120
Robert Wilson	Houston	22-115
Darren Lewis	So. Mississippi	21-126
Robert Wilson	LSU	15-121

1988 (10)

Darren Lewis	Alabama	24-128
Darren Lewis	Texas	38-212
Darren Lewis	TCU	28-105
Darren Lewis	Arkansas	34-192
Darren Lewis	Louisiana Tech	34-160
Darren Lewis	Rice	18-170
Darren Lewis	Baylor	28-138
Darren Lewis	Houston	40-201
Darren Lewis	Texas Tech	27-177
Darren Lewis	Oklahoma State	25-168

1987 (7)

Keith Woodside	Texas	12-135
Darren Lewis	TCU	16-194
Bucky Richardson	Rice	8-137
Keith Woodside	Rice	17-122
Darren Lewis	Baylor	25-103
Darren Lewis	So. Mississippi	6-103
Bucky Richardson	So. Mississippi	5-102

1986 (10)

Roger Vick	* vs Ohio State	24-113
Roger Vick	Texas	41-167
Melvin Collins	TCU	20-110
Roger Vick	TCU	17-104
Roger Vick	Arkansas	28-117
Roger Vick	SMU	26-118
Roger Vick	Rice	16-115
Roger Vick	Houston	25-104
Roger Vick	Texas Tech	26-104
Keith Woodside	North Texas	10-107

1985 (6)

Anthony Toney	SMU	21-117
Keith Woodside	SMU	12-104
Anthony Toney	Rice	25-116
Roger Vick	Texas Tech	37-135
Roger Vick	Tulsa	21-134
Anthony Toney	N.E. Louisiana	22-106

1984 (2)

Thomas Sanders	TCU	21-107
Thomas Sanders	Houston	23-112

1983 (1)

Roger Vick	TCU	18-110
------------	-----	--------

1982 (0)**1981 (5)**

Ernest Jackson	* vs Oklahoma State	22-123
Ernest Jackson	TCU	19-219
Johnny Hector	Texas Tech	16-143
Johnny Hector	California	16-125
Ernest Jackson	California	18-125

1980 (5)

Johnny Hector	TCU	37-191
Johnny Hector	Arkansas	18-136
Johnny Hector	SMU	20-126
Johnny Hector	Rice	26-121
Mike Mosley	Mississippi	16-116

1979 (4)

Curtis Dickey	Rice	21-127
Curtis Dickey	Memphis State	31-137
Curtis Dickey	Penn State	31-184
Curtis Dickey	BYU	28-148

1978 (11)

Curtis Dickey	* Iowa State	34-276
Curtis Dickey	TCU	34-230
Curtis Dickey	Arkansas	28-104
Curtis Dickey	SMU	33-143
David Brothers	Rice	25-163
Raymond Belcher	Baylor	24-119
Curtis Dickey	Texas Tech	20-168
Mike Mosley	Texas Tech	14-120
Curtis Dickey	Memphis State	11-167
Curtis Dickey	Boston College	18-138
Curtis Dickey	Kansas	25-128

1977 (14)

George Woodard	* vs USC	27-185
Mike Mosley	* vs USC	20-180
Mike Mosley	Houston	12-109
Curtis Dickey	TCU	20-178
George Woodard	TCU	20-163
George Woodard	Arkansas	28-116
Curtis Dickey	Arkansas	20-101
David Walker	SMU	27-182
Curtis Dickey	Rice	15-106
David Brothers	Baylor	9-103
George Woodard	Michigan	39-153
Curtis Dickey	Virginia Tech	17-144
George Woodard	Kansas	20-150
Curtis Dickey	Kansas	14-139

1976 (9)

George Woodard	* vs Florida	25-124
George Woodard	Texas	29-109
Darrell Smith	TCU	4-147
George Woodard	TCU	10-102
George Woodard	SMU	34-155
George Woodard	Rice	29-188
Curtis Dickey	Texas Tech	18-127
George Woodard	Kansas State	39-177
George Woodard	Virginia Tech	20-111

1975 (6)

George Woodard	Rice	32-167
George Woodard	SMU	23-106
George Woodard	Baylor	24-101
Bubba Bean	Texas Tech	9-180
Bubba Bean	Illinois	12-158
George Woodard	LSU	6-106

1974 (8)

Bubba Bean	Rice	10-138
Jerry Honore	Arkansas	19-131
Skip Walker	Texas Tech	21-138
Skip Walker	LSU	16-130
Bubba Bean	LSU	14-127
Bucky Sams	LSU	24-107
Bubba Bean	Clemson	18-182
Bucky Sams	Clemson	15-122

1973 (5)

Skip Walker	SMU	13-184
Bubba Bean	SMU	13-100
Skip Walker	TCU	11-122
Bubba Bean	Clemson	22-187
Alvin Bowers	Wichita State	14-126

1972 (3)

Brad Dusek	TCU	19-104
Brad Dusek	Texas Tech	21-112
Mark Green	Wichita State	25-165

1971 (2)

Mark Green	Texas	25-106
Mark Green	SMU	41-150

1970 (1)

Doug Neill	Michigan	17-101
------------	----------	--------

1969 (4)

Steve Burks	SMU	4-102
Larry Stegent	Arkansas	23-124
Larry Stegent	Texas Tech	29-117
Larry Stegent	Army	34-114

1968 (4)

Larry Stegent	Rice	21-100
Dave Elmendorf	Florida State	17-129
Larry Stegent	Florida State	21-139
Larry Stegent	Tulane	12-111

1967 (1)

Larry Stegent	Baylor	29-138
---------------	--------	--------

1966 (1)

Wendell Housley	Baylor	33-127
-----------------	--------	--------

1960-65 (0)**1959 (1)**

Jesse McGuire	Texas Tech	15-149
---------------	------------	--------

1958 (0)**1957 (2)**

John David Crow	Arkansas	21-116
Roddy Osborne	Houston	13-115

1956 (0)**1955 (1)**

John David Crow	LSU	13-130
-----------------	-----	--------

1954 (1)

Elwood Kettler	Houston	16-113
----------------	---------	--------

1952-53 (0)**1951 (4)**

Glenn Lippman	Texas	19-173
Glenn Lippman	Arkansas	10-105
Billy Tidwell	Baylor	10-139
Glenn Lippman	Texas Tech	18-156

1950 (11)

Bob Smith	* Georgia	20-158
Bob Smith	Rice	27-101
Bob Smith	SMU	29-297
Bob Smith	Arkansas	16-133
Bob Smith	Baylor	6-101
Bob Smith	TCU	38-146
Billy Tidwell	Oklahoma	14-114
Bob Smith	Oklahoma	19-111
Bob Smith	Texas Tech	27-147
Glenn Lippman	Nevada	8-124
Billy Tidwell	Nevada	6-103

1949 (2)

Bob Smith	SMU	31-214
Bob Smith	Texas Tech	23-175

**PRE-1949
(PARTIAL LIST)**

Dick Todd	TCU '36	17-170
Dick Todd	Manhattan '36	17-187
H.M. Pitney	Utah '36	22-104
Jacob Shockley	Utah '36	11-127
Choc Kelley	Oklahoma '07	??-125


PASSING — SINGLE GAME

LONGEST PASS PLAY

PLAYER	YARDS	OPPONENT	DATE
Randy McCown	96	Tulsa	Sept. 18, 1999
Kyle Allen	95	at Vanderbilt	Nov. 18, 2015
Johnny Manziel	95	Alabama	Sept. 14, 2013
Mark Farris	93	Wyoming	Sept. 9, 2000
Gary Kubiak	92	Louisiana Tech	Sept. 26, 1981
Reggie McNeal	91	Baylor	Oct. 11, 2003
Jim Kaufmann	91	Texas	Nov. 25, 1965
Trevor Knight	89	vs Arkansas	Sept. 24, 2016
Johnny Manziel	89	Sam Houston St.	Nov. 17, 2012
Kenny Hill	86	Arkansas	Sept. 27, 2014
Reggie McNeal	84	Wyoming	Sept. 11, 2004
Chris Osgood	84	SMU	Nov. 4, 1989
David Shipman	84	SMU	Nov. 8, 1975
Edd Hargett	84	TCU	Oct. 19, 1968
Jacob Shockley	83	at San Francisco	Sept. 11, 1936
Dustin Long	82	Texas Tech	Oct. 5, 2002
Randy McCown	81	Nebraska	Oct. 10, 1998
Johnny Manziel	80	Arkansas	Sept. 29, 2012
Jameill Showers	80	Sam Houston St.	Nov. 17, 2012
Edd Hargett	80	Texas	Nov. 27, 1967



STEPHEN MCGEE



GARY KUBIAK

300-YARD GAMES

PLAYER	YARDS	OPPONENT	DATE
Kenny Hill	511	South Carolina	Aug. 28, 2014
Johnny Manziel	464	Alabama	Sept. 14, 2013
Johnny Manziel	454	Auburn	Oct. 19, 2013
Johnny Manziel	453	Arkansas	Sept. 29, 2012
Ryan Tannehill	449	Texas Tech	Oct. 30, 2010
Johnny Manziel	446	Mississippi State	Nov. 9, 2013
Johnny Manziel	426	Sam Houston State	Sept. 7, 2013
Jerrold Johnson	419	Kansas State	Oct. 11, 2008
Ryan Tannehill	415	Baylor	Oct. 15, 2011
Jerrold Johnson	409	at Oklahoma State	Sept. 30, 2010
Kenny Hill	401	Ole Miss	Oct. 11, 2014
Dustin Long	399	at Kansas	Oct. 19, 2002
Johnny Manziel	395	Louisiana Tech	Oct. 13, 2012
Kenny Hill	386	Arkansas	Sept. 27, 2014
Brannndon Stewart	385	Colorado	Sept. 28, 1996
Johnny Manziel	382	vs. Duke	Dec. 31, 2013
Jerrold Johnson	381	at Iowa State	Oct. 25, 2008
Jerrold Johnson	379	at Oklahoma	Nov. 5, 2011
Edd Hargett	376	at SMU	Nov. 9, 1968
Johnny Manziel	372	Missouri	Nov. 24, 2012
Dustin Long	367	Texas Tech	Oct. 5, 2002
Kenny Hill	365	at Mississippi State	Oct. 4, 2014
Jerrold Johnson	362	vs Georgia	Dec. 28, 2009
Stephen McGee	362	Texas	Nov. 23, 2007
Randy McCown	362	Kansas	Oct. 16, 1999
Kyle Allen	358	vs. Arkansas	Sept. 26, 2015
Jerrold Johnson	349	Louisiana Tech	Sept. 11, 2010
Jerrold Johnson	349	New Mexico	Sept. 5, 2009
Reggie McNeal	349	SMU	Sept. 17, 2005
Johnny Manziel	346	at Ole Miss	Oct. 12, 2013
Jerrold Johnson	345	vs Arkansas	Oct. 3, 2009
Trevor Knight	344	Prairie View	Sept. 10, 2016
Jerrold Johnson	342	Texas	Nov. 26, 2009
Mark Farris	341	at Wyoming	Sept. 6, 2001
Kyle Allen	336	at Vanderbilt	Nov. 21, 2015
Mark Farris	334	at Colorado	Oct. 13, 2001
Ryan Tannehill	331	Idaho	Sept. 17, 2011
Dustin Long	332	vs Oklahoma State	Nov. 2, 2002
Ryan Tannehill	329	vs Northwestern	Dec. 31, 2011
Brannndon Stewart	324	vs Kansas State	Dec. 5, 1998
Kyle Allen	322	Mississippi State	Oct. 3, 2015
Jerrold Johnson	322	SFA	Sept. 4, 2010
Jerrold Johnson	322	Missouri	Oct. 16, 2010
Jerrold Johnson	322	Utah State	Sept. 19, 2009
Bucky Richardson	321	at TCU	Nov. 7, 1991
Randy McCown	320	Tulsa	Sept. 18, 1999
Stephen McGee	318	Louisiana Tech	Sept. 23, 2006
Reggie McNeal	317	Texas State	Sept. 22, 2005
Ryan Tannehill	317	Missouri	Oct. 29, 2011
Jerrold Johnson	314	at Kansas State	Oct. 17, 2009
Johnny Manziel	311	at Mississippi State	Nov. 3, 2012
Mark Farris	311	at Baylor	Oct. 14, 2000
Trevor Knight	310	vs. Kansas State	Dec. 28, 2016
Ryan Tannehill	309	Oklahoma State	Sept. 24, 2011
Edd Hargett	309	TCU	Oct. 15, 1966
Kevin Murray	309	Tulsa	Sept. 28, 1985
Kevin Murray	308	Baylor	Oct. 18, 1986
Jake Hubenek	307	vs. Louisville	Dec. 30, 2015
Gary Kubiak	306	Rice	Oct. 23, 1982
Johnny Manziel	305	Vanderbilt	Oct. 26, 2013
Kenny Hill	300	Rice	Sept. 13, 2014

COMPLETIONS

PLAYER	CPL	OPPONENT	DATE
Kenny Hill	44	South Carolina	Aug. 28, 2014
Kenny Hill	42	Ole Miss	Oct. 11, 2014
Jerrold Johnson	40	at Oklahoma State	Sept. 30, 2010
Kenny Hill	37	at Mississippi State	Oct. 4, 2014
Ryan Tannehill	36	Texas Tech	Oct. 30, 2010
Ryan Tannehill	35	Missouri	Oct. 29, 2011
Brannndon Stewart	34	Colorado	Sept. 28, 1996
Johnny Manziel	32	Missouri	Nov. 24, 2012
Ryan Tannehill	32	at Oklahoma	Nov. 5, 2011
Gary Kubiak	32	TCU	Nov. 20, 1982
Edd Hargett	32	at SMU	Nov. 9, 1968

Johnny Manziel	31	at Ole Miss	Oct. 12, 2013
Jerrold Johnson	31	New Mexico	Sept. 5, 2009
Jerrold Johnson	31	at Iowa State	Oct. 25, 2008
Johnny Manziel	30	Mississippi State	Nov. 9, 2013
Trevor Knight	30	vs. Kansas State	Dec. 28, 2016
Johnny Manziel	30	vs Duke	Dec. 31, 2013
Johnny Manziel	30	Mississippi State	Nov. 3, 2012
Jerrold Johnson	30	vs Arkansas	Oct. 3, 2009
Mark Farris	30	at Colorado	Oct. 13, 2001
Mark Farris	30	at Wyoming	Sept. 6, 2001

ATTEMPTS

PLAYER	ATT.	OPPONENT	DATE
Ryan Tannehill	64	at Oklahoma	Nov. 5, 2011
Brannndon Stewart	64	Colorado	Sept. 28, 1996
Kenny Hill	62	at Mississippi State	Oct. 4, 2014
Jerrold Johnson	62	at Oklahoma State	Sept. 30, 2010
Kenny Hill	60	South Carolina	Aug. 28, 2014
Jerrold Johnson	58	vs Georgia	Dec. 28, 2009
Jerrold Johnson	58	vs Arkansas	Oct. 3, 2009
Edd Hargett	58	at SMU	Nov. 9, 1968
Johnny Manziel	56	LSU	Oct. 20, 2012
Edd Hargett	55	Arkansas	Nov. 2, 1968
Kenny Hill	53	Ole Miss	Oct. 11, 2014
Ryan Tannehill	53	Missouri	Oct. 29, 2011
Ryan Tannehill	50	Texas Tech	Oct. 30, 2010
Ryan Tannehill	49	Texas	Nov. 24, 2011
Mark Farris	49	at Colorado	Oct. 13, 2001
Trevor Knight	48	vs Kansas State	Dec. 28, 2016
Jake Hubenek	48	vs Louisville	Dec. 30, 2015
Jerrold Johnson	48	Missouri	Oct. 16, 2010
Kevin Murray	48	at Rice	Oct. 22, 1983
Ryan Tannehill	47	Oklahoma State	Sept. 24, 2011
Ryan Tannehill	46	at Kansas State	Nov. 12, 2011
Gary Kubiak	46	TCU	Nov. 20, 1982
Jerrold Johnson	45	at Kansas State	Oct. 17, 2009
Stephen McGee	45	at Kansas	Oct. 7, 2006
Johnny Manziel	44	Missouri	Nov. 24, 2012
Stephen McGee	44	Kansas	Oct. 27, 2007
Edd Hargett	44	Arkansas	Oct. 29, 1966
Mark Farris	44	Colorado	Oct. 7, 2000
Ryan Tannehill	43	at Iowa State	Oct. 22, 2011
Jerrold Johnson	43	at Oklahoma State	Oct. 4, 2008
Dustin Long	43	at Oklahoma State	Nov. 2, 2002
Mark Farris	43	at Texas	Nov. 24, 2000

SINGLE GAME TD PASSES

PLAYER	TDS	OPPONENT	DATE
Dustin Long	7	Texas Tech	Oct. 5, 2002
Ryan Tannehill	6	Baylor	Oct. 15, 2011
Gary Kubiak	6	at Rice	Oct. 24, 1981
Johnny Manziel	5	Mississippi State	Nov. 9, 2013
Johnny Manziel	5	Alabama	Sept. 14, 2013
Jerrold Johnson	5	at Oklahoma State	Sept. 30, 2010
Reggie McNeal	5	SMU	Sept. 17, 2005
Gary Kubiak	5	Rice	Oct. 23, 1982
Kyle Allen	4	Nevada	Sept. 19, 2015
Kyle Allen	4	West Virginia	Dec. 29, 2014
Kyle Allen	4	Auburn	Nov. 8, 2014
Kenny Hill	4	at Mississippi State	Oct. 4, 2014
Kenny Hill	4	Arkansas	Sept. 27, 2014
Kenny Hill	4	Rice	Sept. 13, 2014
Kenny Hill	4	Lamar	Sept. 6, 2014
Johnny Manziel	4	vs. Duke	Dec. 31, 2013
Johnny Manziel	4	UTEP	Nov. 2, 2013
Johnny Manziel	4	Vanderbilt	Oct. 26, 2013
Johnny Manziel	4	Auburn	Oct. 19, 2013
Johnny Manziel	4	at SMU	Sept. 15, 2012
Ryan Tannehill	4	Texas Tech	Oct. 30, 2010
Jerrold Johnson	4	Louisiana Tech	Sept. 11, 2010
Jerrold Johnson	4	Texas	Nov. 26, 2009
Jerrold Johnson	4	Utah State	Sept. 19, 2009
Jerrold Johnson	4	at Iowa State	Oct. 25, 2008
Reggie McNeal	4	Oklahoma	Nov. 9, 2002
Jeff Granger	4	at Tulsa	Sept. 21, 1991
Kevin Murray	4	Tulsa	Sept. 28, 1985
Kevin Murray	4	Arkansas	Nov. 12, 1983

RECORDS

PASSING — SEASON

OTHER RECORDS

Most Passes Had Intercepted, Game

Jim Cashion..... 5.....at LSU.....Oct. 9, 1948
Edd Hargett.... 5.....at Texas.....Nov. 28, 1968

Consecutive Completions

Mark Farris 14.....at Colorado.....Oct. 13, 2001
--

SEASON YARDS

PLAYER	YEAR	YARDS
Johnny Manziel	2013	4,114
Ryan Tannehill	2011	3,744
Johnny Manziel	2012	3,706
Jerrold Johnson	2009	3,579
Reggie McNeal	2004	2,791
Kenny Hill	2014	2,649
Mark Farris	2000	2,551
Dustin Long	2002	2,509
Kevin Murray	1986	2,463
Jerrold Johnson	2008	2,435
Trevor Knight	2016	2,432
Randy McCown	1999	2,374
Edd Hargett	1968	2,321
Stephen McGee	2007	2,311
Stephen McGee	2006	2,295
Kyle Allen	2015	2,210
Corey Pullig	1995	2,105
Mark Farris	2001	2,094
Corey Pullig	1994	2,056
Kevin Murray	1985	1,965
Reggie McNeal	2005	1,963
Gary Kubiak	1982	1,948
Jerrold Johnson	2010	1,947
Brannndon Stewart	1996	1,904
Gary Kubiak	1981	1,808
Reggie McNeal	2003	1,782
Corey Pullig	1993	1,732
Lance Pavlas	1989	1,681
Lex James	1970	1,662

SEASON COMPLETIONS

PLAYER	COMP.	YEAR
Ryan Tannehill	327	2011
Johnny Manziel	300	2013
Jerrold Johnson	296	2009
Johnny Manziel	295	2012
Kenny Hill	214	2014
Kevin Murray	212	1987
Stephen McGee	211	2007
Mark Farris	208	2000
Mark Farris	203	2001
Reggie McNeal	200	2004
Jerrold Johnson	194	2008
Stephen McGee	194	2006
Trevor Knight	193	2016
Gary Kubiak	181	1982
Dustin Long	177	2002
Edd Hargett	169	1968
Corey Pullig	165	1995
Corey Pullig	161	1994
Kyle Allen	160	2015
Jerrold Johnson	158	2010
Ryan Tannehill	152	2010
Randy McCown	152	1999
Kevin Murray	147	1985
Brannndon Stewart	146	1996
Corey Pullig	144	1993
Reggie McNeal	141	2005
Lance Pavlas	134	1989
Kevin Murray	132	1983
Edd Hargett	132	1966

SEASON ATTEMPTS

PLAYER	ATT.	YEAR
Ryan Tannehill	531	2011
Jerrold Johnson	497	2009
Johnny Manziel	434	2012
Johnny Manziel	429	2013
Stephen McGee	364	2007
Trevor Knight	362	2016
Kevin Murray	349	1986
Edd Hargett	348	1968
Mark Farris	347	2001
Mark Farris	347	2000
Reggie McNeal	344	2004
Dustin Long	333	2002
Jerrold Johnson	326	2008
Gary Kubiak	324	1982
Kenny Hill	321	2014
Stephen McGee	313	2006
Corey Pullig	307	1995
Brannndon Stewart	299	1996
Randy McCown	295	1999
Kyle Allen	283	2015
Jerrold Johnson	279	2010
Corey Pullig	269	1994
Reggie McNeal	265	2005
Edd Hargett	265	1966
Kevin Murray	251	1985
Kevin Murray	249	1983
Corey Pullig	243	1993
Ryan Tannehill	234	2010
Lance Pavlas	227	1989

SEASON COMPLETION PCT.

(min. 100 attempts)

PLAYER	CPL-ATT	PCT.	YEAR
Johnny Manziel	300-429	.699	2013
Johnny Manziel	295-434	.680	2012
Kenny Hill	214-321	.667	2014
Ryan Tannehill	152-234	.650	2010
Stephen McGee	194-313	.620	2006
Ryan Tannehill	300-491	.616	2011
Kyle Allen	118-192	.615	2014
Kevin Murray	212-349	.607	1986
Dustin Long	63-104	.606	2003
Mark Farris	208-347	.599	2000
Corey Pullig	161-269	.599	1994
Jerrold Johnson	296-497	.596	2009
Jerrold Johnson	194-326	.595	2008
Kyler Murray	72-121	.595	2015
Corey Pullig	144-243	.593	1993
Lance Pavlas	134-227	.590	1989
Jake Hubenak	61-104	.587	2016
Kevin Murray	147-251	.586	1985
Mark Farris	203-347	.585	2001
Reggie McNeal	200-344	.581	2004
Stephen McGee	211-364	.579	2007
Mike Mosley	82-142	.578	1979

PASSING YARDAGE RECORDS BY CLASS

CLASS	PLAYER	YARDS	YEAR
Freshman	Johnny Manziel	3,706	2012
Sophomore	Johnny Manziel	4,114	2013
Junior	Jerrold Johnson	3,217	2009
Senior	Ryan Tannehill	3,744	2011

OTHER RECORDS

Most Passes Had Intercepted, Season

Derace Moser.....19.....1941
Edd Hargett.....19.....1966

CAREER YARDS

PLAYER	YEARS	YARDS
Jerrold Johnson	2007-10	8,011
Johnny Manziel	2012-13	7,820
Reggie McNeal	2002-05	6,992
Corey Pullig	1992-95	6,846
Kevin Murray	1983-86	6,506
Stephen McGee	2005-08	5,475
Ryan Tannehill	2008-11	5,450
Edd Hargett	1966-68	5,379
Mark Farris	1999-02	4,949
Brannndon Stewart	1996-98	4,325
Randy McCown	1996-99	4,187
Gary Kubiak	1979-82	4,078
Kyle Allen	2014-15	3,532
Dustin Long	2001-03	3,218
Lance Pavlas	1987-90	3,185
Bucky Richardson	1987-91	3,039
Kenny Hill	2013-14	2,832
Mike Mosley	1977-80	2,545
David Walker	1973-77	2,517
Trevor Knight	2016	2,432
Lex James	1970-72	2,297
Craig Stump	1984-87	2,182
Charles Milstead	1957-59	2,072
Ray Graves	1951-52	1,610



RYAN TANNEHILL

PASSING — CAREER

CAREER COMPLETIONS

PLAYER	COMP.	YEARS
Jerrod Johnson	650	2007-10
Johnny Manziel	595	2012-13
Corey Pullig	560	1992-95
Kevin Murray	534	1983-86
Stephen McGee	485	2005-08
Ryan Tannehill	484	2008-11
Reggie McNeal	478	2002-05
Mark Farris	435	1999-02
Edd Hargett	400	1966-68
Brannon Stewart	325	1996-98
Gary Kubiak	315	1979-82
Kyle Allen	278	2014-15
Randy McCown	277	1996-99
Lance Pavlas	248	1987-90
Dustin Long	240	2001-03
Kenny Hill	230	2013-14
Mike Mosley	204	1977-80
Bucky Richardson	196	1987-91
Trevor Knight	193	2016
David Walker	177	1973-77
Craig Stump	174	1984-87
Charles Milstead	164	1957-59
Lex James	162	1970-72

CAREER ATTEMPTS

PLAYER	ATT.	YEARS
Jerrod Johnson	1,109	2007-10
Corey Pullig	992	1992-95
Kevin Murray	926	1983-86
Reggie McNeal	875	2002-05
Johnny Manziel	863	2012-13
Edd Hargett	821	1966-68
Stephen McGee	815	2005-08
Ryan Tannehill	774	2008-11
Mark Farris	755	1999-02
Brannon Stewart	623	1996-98
Gary Kubiak	594	1979-82
Randy McCown	536	1996-99
Kyle Allen	475	2014-15
Lance Pavlas	439	1987-90
Dustin Long	437	2001-03
Bucky Richardson	405	1987-91
David Walker	374	1973-77
Mike Mosley	368	1977-80
Trevor Knight	362	2016
Craig Stump	363	1984-87
Lex James	346	1970-72
Kenny Hill	343	2013-14
Charles Milstead	319	1957-59
Ray Graves	262	1951-52

CAREER TD PASSES

PLAYER	TDs	YEARS
Jerrod Johnson	67	2007-10
Johnny Manziel	63	2012-13
Kevin Murray	48	1983-86
Corey Pullig	47	1992-95
Reggie McNeal	44	2002-05
Ryan Tannehill	42	2008-11
Edd Hargett	40	1966-68
Kyle Allen	33	2014-15
Gary Kubiak	31	1979-82
Stephen McGee	28	2005-08
Brannon Stewart	26	1996-98
Kenny Hill	24	2013-14
Dustin Long	23	2001-03
Randy McCown	22	1996-99
Lance Pavlas	20	1987-90
Trevor Knight	19	2016
Mark Farris	18	1999-02
David Walker	14	1973-77
Craig Stump	14	1984-87
Bucky Richardson	14	1987-91

CAREER COMPLETION PCT.


(min. 100 attempts)

PLAYER	CPL-ATT	PCT.	YEARS
Johnny Manziel	595-863	.689	2012-13
Kenny Hill	230-343	.671	2013-14
Ryan Tannehill	484-774	.625	2008-11
Kyle Murray	72-121	.595	2015
Jerrod Johnson	650-1109	.586	2007-10
Kyle Allen	278-475	.585	2014-15
Stephen McGee	485-815	.595	2005-08
Kevin Murray	534-926	.577	1983-86
Mark Farris	435-755	.576	1999-02
Corey Pullig	560-992	.565	1992-95
Lance Pavlas	248-439	.565	1987-90
Jake Hubenak	101-179	.564	2015-
Mike Mosley	204-368	.554	1977-80
Dustin Long	240-437	.549	2001-03
Reggie McNeal	478-875	.546	2002-05
Trevor Knight	193-362	.533	2016
Gary Kubiak	314-595	.527	1979-82
Randy McCown	300-573	.524	1996-99
Brannon Stewart	325-623	.522	1996-98
Ray Graves	141-271	.520	1950-52


OTHER RECORDS

Most Passes Had Intercepted, Career

Edd Hargett	40	1966-68
-------------	----	---------



JOHNNY MANZIEL



COREY PULLIG

RECORDS

RECEIVING — SINGLE GAME

RECEIVING YARDAGE GAMES

PLAYER	REC-YDS	OPPONENT	DATE
Mike Evans	11-287	Auburn	Oct. 19, 2013
Mike Evans	7-279	Alabama	Sept. 14, 2013
Ken McLean	13-250	Texas	Nov. 25, 1965
Jason Carter	8-219	Texas State	Sept. 22, 2005
Ryan Tannehill	12-210	Kansas State	Oct. 11, 2008
Albert Connell	18-208	Colorado	Sept. 28, 1996
Ryan Swope	11-206	Baylor	Oct. 15, 2011
Hugh McElroy	5-180	at LSU	Sept. 19, 1970
Josh Reynolds	11-177	vs Louisville	Dec. 30, 2015
Chris Taylor	6-177	Tulsa	Sept. 18, 1999
Robert Ferguson	7-174	Wyoming	Sept. 9, 2000
Chris Cole	6-174	North Texas	Sept. 26, 1998
Christian Kirk	8-173	Arkansas	Sept. 26, 2015
Jimmy Teal	6-173	at SMU	Nov. 3, 1984
Jeff Fuller	11-171	Texas Tech	Oct. 30, 2010
Albert Connell	9-166	North Texas	Sept. 21, 1996
Barney Harris	13-162	at SMU	Nov. 9, 1968
Uzoma Nwachukwu	4-160	Sam Houston State	Nov. 7, 2012
Jeff Fuller	10-160	Louisiana Tech	Sept. 11, 2010
Mike Whitwell	5-160	at Baylor	Oct. 17, 1981
Terrence Murphy	8-156	at Missouri	Nov. 15, 2003
Carl Roaches	7-156	at LSU	Sept. 22, 1973



MIKE EVANS

GAME RECEPTIONS

PLAYER	REC.	OPPONENT	DATE
Albert Connell	18	Colorado	Sept. 28, 1996
Malcome Kennedy	14	South Carolina	Aug. 28, 2014
Ryan Swope	13	SFA	Sept. 4, 2010
Ken McLean	13	Texas	Nov. 25, 1965
Barney Harris	13	at SMU	Nov. 9, 1968
Josh Reynolds	12	vs Kansas State	Dec. 28, 2016
Christian Kirk	12	at South Carolina	Oct. 1, 2016
Ryan Tannehill	12	Kansas State	Oct. 11, 2008
Keith Woodside	12	at Arkansas	Nov. 15, 1986

SINGLE GAME TOUCHDOWNS

PLAYER	TDs	OPPONENT	DATE
Mike Evans	4	Auburn	Oct. 19, 2013
Ryan Swope	4	Baylor	Oct. 15, 2011
Travis Labhart	3	vs. Duke	Dec. 31, 2013
Malcome Kennedy	3	Alabama	Sept. 14, 2013
Jeff Fuller	3	Texas	Nov. 26, 2009
Uzoma Nwachukwu	3	Utah State	Sept. 19, 2009
Don Ellis	3	Arkansas	Nov. 1, 1952
Don Jones	3	Rice	Oct. 23, 1982
Chris Cole	3	North Texas	Sept. 26, 1998

YEARLY 100-YARD GAMES

PLAYER	REC-YDS	OPP.	DATE
Josh Reynolds	12-154	vs Kansas State	Dec. 28, 2016
Christian Kirk	8-107	LSU	Nov. 24, 2016
Speedy Noil	5-102	LSU	Nov. 24, 2016
Christian Kirk	7-144	at Mississippi State	Nov. 5, 2016
Josh Reynolds	4-141	vs Arkansas	Sep. 24, 2016
Christian Kirk	5-106	Prairie View	Sep. 10, 2016
Josh Reynolds	11-177	vs. Louisville	Dec. 30, 2015
Josh Reynolds	3-105	at Vanderbilt	Nov. 21, 2015
Christian Kirk	9-122	Western Carolina	Nov. 14, 2015
Ricky Seals-Jones	6-107	Alabama	Oct. 17, 2015
Josh Reynolds	7-141	Mississippi State	Oct. 3, 2015
Christian Kirk	8-173	vs. Arkansas	Sept. 26, 2015
Josh Reynolds	3-106	vs. Arkansas	Sept. 26, 2015
Christian Kirk	6-120	Nevada	Sept. 19, 2015
Christian Kirk	6-106	vs. Arizona State	Sept. 5, 2015
Josh Reynolds	5-125	Missouri	Nov. 15, 2014
Malcome Kennedy	4-118	Auburn	Nov. 8, 2014
Speedy Noil	11-105	Ole Miss	Oct. 11, 2014
Edward Pope	4-151	Arkansas	Sept. 27, 2014
Malcome Kennedy	14-137	at South Carolina	Aug. 28, 2014
Derel Walker	6-113	vs. Duke	Dec. 31, 2013
Derel Walker	6-130	at LSU	Nov. 23, 2013
Mike Evans	5-116	Mississippi State	Nov. 9, 2013
Travis Labhart	6-102	Mississippi State	Nov. 9, 2013
Mike Evans	11-287	Auburn	Oct. 19, 2013
Mike Evans	6-116	at Arkansas	Sept. 28, 2013
Mike Evans	7-279	Alabama	Sept. 14, 2013
Mike Evans	7-155	Sam Houston State	Sept. 7, 2013
Uzoma Nwachukwu	4-160	Sam Houston State	Nov. 7, 2012
Ryan Swope	5-141	Arkansas	Sept. 29, 2012
Ryan Swope	6-140	at Auburn	Oct. 27, 2012
Mike Evans	4-137	vs Louisiana Tech	Oct. 13, 2012
Mike Evans	6-123	at SMU	Sept. 15, 2012
Ryan Swope	9-121	at Mississippi State	Nov. 3, 2012
Ryan Swope	11-111	at Alabama	Nov. 10, 2012
Malcome Kennedy	7-110	Missouri	Nov. 24, 2012
Thomas Johnson	5-108	Arkansas	Sept. 29, 2012
Mike Evans	8-105	at Ole Miss	Oct. 6, 2012
Ryan Swope	8-104	vs Oklahoma	Jan. 4, 2013
Ryan Swope	8-109	SMU	Sept. 4, 2011
Ryan Swope	7-105	Oklahoma State	Sept. 24, 2011
Ryan Swope	11-206	Baylor	Oct. 15, 2011
Ryan Swope	8-149	at Oklahoma	Nov. 5, 2011
Ryan Swope	9-137	Kansas	Nov. 19, 2011
Jeff Fuller	7-107	Texas	Nov. 24, 2011
Jeff Fuller	7-119	vs Northwestern	Dec. 31, 2011
Ryan Swope	8-105	vs Northwestern	Dec. 31, 2011

Ryan Swope	13-106	SFA	Sept. 4, 2010
Jeff Fuller	10-160	Louisiana Tech	Sept. 11, 2010
Jeff Fuller	8-154	at Oklahoma State	Sept. 30, 2010
Jeff Fuller	8-121	at Kansas	Oct. 23, 2010
Jeff Fuller	11-121	Texas Tech	Oct. 30, 2010
Ryan Swope	7-105	Texas Tech	Oct. 30, 2010
Ryan Swope	8-136	Oklahoma	Nov. 6, 2010
Jeff Fuller	7-102	vs Georgia	Dec. 28, 2009
Jeff Fuller	6-132	Texas	Nov. 26, 2009
Ryan Tannehill	9-100	at Colorado	Nov. 7, 2009
Uzoma Nwachukwu	5-136	at Kansas State	Oct. 17, 2009
Uzoma Nwachukwu	8-141	Oklahoma State	Oct. 10, 2009
Brandal Jackson	4-118	vs Arkansas	Oct. 3, 2009
Uzoma Nwachukwu	3-101	Utah State	Sept. 19, 2009
Jeff Fuller	10-111	New Mexico	Sept. 5, 2009
Ryan Tannehill	12-210	Kansas State	Oct. 11, 2008
Jamie McCoy	7-110	at Iowa State	Oct. 25, 2008
Ryan Tannehill	5-104	Texas Tech	Oct. 18, 2008
Earvin Taylor	7-113	Texas	Nov. 23, 2007
Kerry Franks	4-120	Oklahoma State	Oct. 6, 2007
Martellus Bennett	5-133	at Baylor	Oct. 28, 2006
Kerry Franks	3-115	Missouri	Oct. 14, 2006
Chad Schoeder	6-101	The Citadel	Sept. 2, 2006
Jason Carter	8-219	Texas State	Sept. 22, 2005
Jason Carter	5-143	SMU	Sept. 17, 2005
Earvin Taylor	3-103	Oklahoma	Nov. 6, 2004
Terrence Murphy	5-104	at Oklahoma State	Oct. 16, 2004
Kerry Franks	5-128	Wyoming	Sept. 11, 2004
Terrence Murphy	8-116	at Utah	Sept. 2, 2004
Terrence Murphy	7-150	Texas	Nov. 28, 2003
Terrence Murphy	8-156	at Missouri	Nov. 15, 2003
Tim Van Zant	5-102	Kansas	Nov. 1, 2003
Jamaar Taylor	5-145	Baylor	Oct. 11, 2003
Jamaar Taylor	6-110	Pittsburgh	Sept. 27, 2003
Tim Van Zant	7-102	at Virginia Tech	Sept. 18, 2003
Terrence Murphy	4-101	at Texas	Nov. 29, 2002
Terrence Murphy	5-128	Oklahoma	Nov. 9, 2002
Bethel Johnson	6-107	at Oklahoma State	Nov. 2, 2002
Greg Porter	9-154	at Oklahoma State	Nov. 2, 2002
Bethel Johnson	6-124	at Kansas	Oct. 19, 2002
Jamaar Taylor	5-131	at Kansas	Oct. 19, 2002
Jamaar Taylor	6-138	Texas Tech	Oct. 5, 2002
Jamaar Taylor	5-118	Louisiana Tech	Sept. 28, 2002
Terrence Murphy	10-146	at Colorado	Oct. 13, 2001
Jamaar Taylor	9-146	at Colorado	Oct. 13, 2001
Terrence Murphy	5-107	at Kansas State	Oct. 20, 2001
Robert Ferguson	8-105	Oklahoma	Nov. 11, 2000
Robert Ferguson	11-119	at Oklahoma State	Nov. 4, 2000

Bethel Johnson	8-101	Colorado	Oct. 7, 2000
Robert Ferguson	7-174	Wyoming	Sept. 9, 2000
Chris Taylor	4-143	Kansas	Oct. 16, 1999
Chris Taylor	6-177	Tulsa	Sept. 18, 1999
Bethel Johnson	4-106	vs Louisiana Tech	Sept. 4, 1999
Chris Cole	5-118	Oklahoma	Nov. 7, 1998
Chris Cole	6-174	North Texas	Sept. 26, 1998
Albert Connell	18-208	Colorado	Sept. 28, 1996
Albert Connell	9-166	North Texas	Sept. 21, 1996
Leeland McElroy	4-128	Tulsa	Sept. 16, 1995
Albert Connell	7-112	Middle Tenn. St.	Nov. 16, 1995
Albert Connell	5-110	at Texas Tech	Oct. 7, 1995
Chris Sanders	4-107	TCU	Nov. 19, 1994
Tony Harrison	4-125	at TCU	Nov. 20, 1993
Tony Harrison	7-105	at Rice	Oct. 23, 1993
Ryan Mathews	5-108	at TCU	Nov. 7, 1991
Tony Harrison	6-144	at TCU	Nov. 7, 1991
Tony Harrison	7-125	at Tulsa	Sept. 21, 1991
Shane Garrett	5-139	North Texas	Sept. 22, 1990
Shane Garrett	6-108	at Houston	Oct. 13, 1990
Gary Oliver	8-101	at Arkansas	Nov. 17, 1990
Percy Waddle	6-105	vs Pittsburgh	Dec. 30, 1989
Shane Garrett	2-147	SMU	Nov. 4, 1989
Percy Waddle	5-112	at TCU	Sept. 16, 1989
Rod Harris	9-103	at Oklahoma State	Sept. 24, 1988
Rod Harris	5-119	at TCU	Nov. 21, 1987
Keith Woodside	5-134	at SMU	Nov. 1, 1986
Jeff Nelson	7-107	Texas	Nov. 28, 1985
Jeff Nelson	8-130	Tulsa	Sept. 28, 1985
Jimmy Teal	6-100	at Texas	Dec. 1, 1984
Jimmy Teal	6-173	at SMU	Nov. 3, 1984
Rich Siler	6-107	California	Sept. 3, 1983
Jimmy Teal	5-135	at Baylor	Oct. 15, 1983
Jimmie Williams	5-118	vs Oklahoma State	Dec. 12, 1981
Mike Whitwell	7-154	at Rice	Oct. 24, 1981
Mike Whitwell	5-160	at Baylor	Oct. 17, 1981
Don Jones	2-123	Louisiana Tech	Sept. 26, 1981
Mike Whitwell	6-145	at Houston	Oct. 11, 1980
Gerald Carter	7-117	SMU	Nov. 3, 1979
Gerald Carter	6-104	vs BYU	Sept. 8, 1979
Russell Mikeska	6-102	at Arkansas	Nov. 18, 1978
Curtis Dickey	6-117	at Texas Tech	Sept. 24, 1977
Carl Roaches	7-156	at LSU	Sept. 22, 1973
Carl Roaches	5-103	TCU	Oct. 21, 1972
Hugh McElroy	5-180	at LSU	Sept. 19, 1970
Barney Harris	13-162	at SMU	Nov. 9, 1968
Ken McLean	13-250	Texas	Nov. 25, 1965
Jesse Burditt	6-125	Texas	Nov. 25, 1943

RECORDS

RECEIVING — SEASON

SEASON RECEIVING YARDS

PLAYER	REC.	YEAR
Mike Evans	1,394	2013
Ryan Swope	1,207	2011
Mike Evans	1,105	2012
Jeff Fuller	1,066	2010
Josh Reynolds	1,039	2016
Christian Kirk	1,009	2015
Christian Kirk	928	2016
Ryan Swope	913	2012
Josh Reynolds	907	2015
Robert Ferguson	885	2000
Albert Connell	872	1996
Ryan Tannehill	844	2008
Josh Reynolds	842	2014
Ken McLean	835	1965

PLAYER	REC.	YEAR
Jeff Fuller	828	2011
Ryan Swope	825	2010
Derel Walker	818	2013
Jason Carter	802	2005
Terrence Murphy	762	2003
Jamaar Taylor	760	2002
Barney Harris	745	1968
Mike Whitwell	731	1981
Terrence Murphy	721	2004
Bethel Johnson	718	2002
Rod Bernstine	710	1986
Uzoma Nwachukwu	708	2009
Greg Porter	669	2002
Chris Cole	667	1998

PLAYER	REC.	YEAR
Malcome Kennedy	658	2013
Albert Connell	653	1995
Jeff Nelson	651	1985
Uzoma Nwachukwu	639	2011
Jimmy Teal	631	1984
Jeff Fuller	630	2008
Travis Labhart	626	2013
Chad Schroeder	612	2006
Malcome Kennedy	611	2014
Ryan Tannehill	609	2009
Mike Whitwell	603	1980
Keith Woodside	603	1986

SEASON TOUCHDOWNS

PLAYER	TDs	YEAR
Josh Reynolds	13	2014
Josh Reynolds	12	2016
Mike Evans	12	2013
Jeff Fuller	12	2010
Ryan Swope	11	2011
Christian Kirk	9	2016
Jeff Fuller	9	2008
Travis Labhart	8	2013
Ryan Swope	8	2012
Bethel Johnson	8	2002
Bob Long	8	1968
Bob Long	8	1967
Christian Kirk	7	2015
Malcome Kennedy	7	2013
Uzoma Nwachukwu	7	2012
Jeff Fuller	7	2009
Albert Connell	7	1995

SEASON RECEPTIONS

PLAYER	REC.	YEAR
Ryan Swope	89	2011
Christian Kirk	83	2016
Mike Evans	82	2012
Christian Kirk	80	2015
Ryan Swope	72	2012
Jeff Fuller	72	2010
Ryan Swope	72	2010
Jeff Fuller	70	2011
Mike Evans	69	2013
Rod Bernstine	65	1986
Josh Reynolds	61	2016
Malcome Kennedy	60	2013
Ken McLean	60	1965
Robert Ferguson	58	2000

PLAYER	REC.	YEAR
Albert Connell	57	1996
Terrence Murphy	56	2004
Ryan Tannehill	55	2008
Jason Carter	54	2005
Malcome Kennedy	53	2014
Josh Reynolds	52	2014
Keith Woodside	52	1986
Josh Reynolds	51	2015
Travis Labhart	51	2013
Derel Walker	51	2013
Jeff Nelson	51	1985
Uzoma Nwachukwu	50	2011
Jeff Fuller	50	2008
Ricky Seals-Jones	49	2014

PLAYER	REC.	YEAR
Martellus Bennett	49	2007
Barney Harris	49	1968
Greg Porter	48	2002
Speedy Noil	46	2014
Ryan Tannehill	46	2009
Ricky Seals-Jones	45	2015
Terrence Murphy	44	2003
Jamaar Taylor	44	2002
Howard Morrow	43	2009
Jamie McCoy	43	2008
Bethel Johnson	42	2000
Jeff Fuller	41	2009
Albert Connell	41	1995

BY CLASS

Class	Player	REC.	Year
Freshman	Mike Evans	82	2012
Sophomore	Christian Kirk	83	2016
Junior	Ryan Swope	89	2011
Senior	Ryan Swope	72	2012

MISCELLANEOUS

Most Yards Per Catch, Season
 Brian Mitchell 27.3 (19-519) 1991

RECEIVING — CAREER

CAREER RECEIVING YARDS

PLAYER	YARDS	YEARS
Ryan Swope	3,117	2009-12
Jeff Fuller	3,092	2008-11
Josh Reynolds	2,788	2014-16
Terrence Murphy	2,600	2001-04
Mike Evans	2,499	2012-13
Uzoma Nwachukwu	2,239	2009-12
Christian Kirk	1,937	2015-
Bethel Johnson	1,740	1999-02
Jamaar Taylor	1,705	2001-03
Ryan Tannehill	1,596	2008-11
Tony Harrison	1,576	1990-93
Malcome Kennedy	1,554	2011-14
Albert Connell	1,525	1995-96
Jason Carter	1,457	2002-05
Ricky Seals-Jones	1,442	2013-16
Shea Walker	1,411	1983-86
Rod Harris	1,395	1985-88
Mike Whitwell	1,372	1978-81
Chris Cole	1,363	1996-99
Chris Taylor	1,316	1997-00
Barney Harris	1,298	1967-69
Bob Long	1,298	1966-68
Jimmy Teal	1,258	1982-84
Martellus Bennett	1,246	2005-07
Brian Mitchell	1,232	1991-94
Chad Schroeder	1,223	2003-06
Richard Osborne	1,181	1972-75
Ryan Mathews	1,174	1991-94

CAREER TOUCHDOWNS

PLAYER	TDs	YEARS
Jeff Fuller	34	2008-11
Josh Reynolds	30	2014-16
Ryan Swope	24	2009-12
Uzoma Nwachukwu	19	2009-12
Bob Long	19	1966-68
Mike Evans	17	2012-13
Christian Kirk	16	2015-
Malcome Kennedy	15	2011-14
Tony Harrison	14	1990-93
Albert Connell	13	1995-96
Chad Schroeder	12	2003-06
Bethel Johnson	11	1999-02
Jeff Nelson	11	1982-85
Don Jones	11	1980-83
Ricky Seals-Jones	10	2013-16
Ryan Tannehill	10	2008-11
Martellus Bennett	10	2005-07
Terrence Murphy	10	2001-04
Jamaar Taylor	10	2001-03
Speedy Noil	9	2014-16
Jimmy Teal	9	1982-84
Travis Labhart	8	2001-13
Chris Cole	8	1996-99
Rod Bernstine	8	1983-86
Shea Walker	8	1983-86
Homer May	8	1970-72

CAREER RECEPTIONS

PLAYER	REC.	YEARS
Ryan Swope	252	2009-12
Jeff Fuller	233	2008-11
Terrence Murphy	172	2001-04
Josh Reynolds	164	2013-16
Christian Kirk	163	2015-
Uzoma Nwachukwu	152	2009-12
Mike Evans	151	2012-13
Malcome Kennedy	150	2011-14
Ricky Seals-Jones	123	2013-16
Bethel Johnson	117	1999-02
Ryan Tannehill	112	2008-11
Keith Woodside	110	1983-87
Jamaar Taylor	108	2001-03
Martellus Bennett	105	2005-07
Rod Bernstine	105	1983-86
Cyrus Gray	103	2008-11
Jason Carter	102	2002-05
Albert Connell	98	1995-96
Shea Walker	98	1983-86
Tony Harrison	92	1990-93
Barney Harris	91	1967-69
Mike Goodson	90	2006-08
Speedy Noil	88	2014-16
Rod Harris	87	1985-88
Richard Osborne	86	1972-75
Chris Cole	85	1996-99
Greg Porter	84	1999-02
Chris Taylor	83	1997-00



RYAN SWOPE

OTHER RECEIVING RECORDS

Most Yards Per Catch, Career
 Mike Whitwell 22.5... 61 for 1,372 ...1978-81

RECORDS

SCORING

GAME

PLAYER	TD	PTS.	OPPONENT	DATE
Jelly Woodman	7*	44*	New Mexico	Oct. 16, 1926
Jorvorskie Lane	4	26	Fresno State	Sept. 8, 2007
Preston Smith	4	25	Ellington Field	Sept. 22, 1945
Mike Evans	4	24	Auburn	Oct. 19, 2013
Ryan Swope	4	24	Baylor	Oct. 15, 2011
Cyrus Gray	4	24	at Baylor	Nov. 13, 2010
Uzoma Nwachukwu	4	24	Utah State	Sept. 19, 2009
Jorvorskie Lane	4	24	Nebraska	Oct. 20, 2007
Jorvorskie Lane	4	24	Louisiana-Lafayette	Sept. 9, 2006
Leeland McElroy	4	24	Tulsa	Sept. 16, 1995

* SWC record

SEASON

PLAYER	YEAR	TD	PAT	FG	TP
Randy Bullock	2011	0	55	29	142
Joel Hunt	1927	19	n/a	n/a	128
Johnny Manziel	2012	21	0	0	126
Jorvorskie Lane	2006	19	0	0	114
Darren Lewis	1990	19	0	0	114
D'Andre Hardeman	1996	18	0	0	108
Taylor Bertolet	2015	0	38	22	106
Taylor Bertolet	2012	0	67	13	106
Daniel LaCamera	2016	0	54	17	105
Jorvorskie Lane	2007	17	2	0	104
Kyle Bryant	1997	0	48	18	102
George Woodard	1976	17	0	0	102
Greg Hill	1992	17	0	0	102
Scott Slater	1986	0	37	21	100
Josh Lambo	2014	0	59	13	98
Randy Bullock	2010	0	50	16	98
Leeland McElroy	1995	16	0	0	96
Rodney Thomas	1994	16	0	0	96
Cyrus Gray	2011	15	0	0	90
Terry Venetoulias	1993	0	51	13	90
Kyle Bryant	1996	0	35	18	89
Terry Venetoulias	1991	0	49	13	88
Randy Bullock	2009	0	51	12	87
Terry Venetoulias	1992	0	39	16	87
Tony Franklin	1977	0	38	16	86
Todd Pegram	2005	0	41	15	86



JORVORSKIE LANE

CAREER

PLAYER	YEARS	TD	PAT	FG	TP
Randy Bullock	2008-11	0	176	63	365
Kyle Bryant	1994-97	0	145	60	325
Todd Pegram	2002-05	0	141	56	309
Jorvorskie Lane	2005-08	50	2	0	302
Tony Franklin	1975-78	0	123	56	291
Rodney Thomas	1991-94	45	0	0	270
Darren Lewis	1987-90	45	0	0	270
Terry Venetoulias	1990-93	0	139	42	265
Leeland McElroy	1993-95	40	0	0	240
Taylor Bertolet	2012-15	0	128	37	239
Cyrus Gray	2008-11	38	0	0	228
Joel Hunt	1925-27	30	29	5	224
Scott Slater	1985-88	0	96	42	222
David Hardy	1979-82	0	90	43	219
Christine Michael	2009-12	35	0	0	210
Jeff Fuller	2008-11	34	0	0	206

SEASON-KICKER ONLY

PLAYER	YEAR	PAT	FG	TP
Randy Bullock	2011	55	29	142
Taylor Bertolet	2015	38	22	106
Taylor Bertolet	2012	67	13	106
Daniel LaCamera	2016	54	17	105
Kyle Bryant	1997	48	18	102
Scott Slater	1986	37	21	100
Josh Lambo	2014	59	13	98
Randy Bullock	2010	50	16	98
Terry Venetoulias	1993	51	13	90
Kyle Bryant	1996	35	18	89
Terry Venetoulias	1991	49	13	88
Randy Bullock	2009	51	12	87
Terry Venetoulias	1990	39	16	87
Tony Franklin	1977	38	16	86
Todd Pegram	2005	41	15	86

CAREER-KICKER ONLY

PLAYER	YEAR	PAT	FG	TP
Randy Bullock	2008-11	176	63	365
Kyle Bryant	1994-97	145	60	325
Todd Pegram	2002-05	141	56	309
Tony Franklin	1976-79	123	56	291
Terry Venetoulias	1990-93	139	42	265
Taylor Bertolet	2012-15	128	37	239
Scott Slater	1985-88	96	42	222
David Hardy	1979-82	90	43	219
Josh Lambo	2013-14	111	21	174
Terence Kitchens	1998-00	65	30	155
Layne Talbot	1987-90	88	21	151

OTHER SCORING RECORDS

20 Rush, 20 Pass Touchdowns, Season

Johnny Manziel...21 Rush 26 Pass.....2012



JOHNNY MANZIEL & LUKE JOECKEL

FIELD GOALS — GAME

LONGEST

PLAYER	YARDS	OPPONENT	DATE
Tony Franklin	65	Baylor	Oct. 16, 1976
Tony Franklin	64	Baylor	Oct. 16, 1976
Tony Franklin	62	vs Florida	Jan. 2, 1977
Terence Kitchens	62	Southern Miss	Sept. 25, 1999
Kyle Bryant	61	Southern Miss	Sept. 24, 1994
Tony Franklin	59	at Rice	Nov. 15, 1975
Layne Talbot	59	Baylor	Oct. 20, 1990
Alan Smith	59	Arkansas State	Sept. 17, 1983
David Hardy	57	UTA	Sept. 18, 1982
Tony Franklin	57	at Texas	Nov. 25, 1976
Randy Haddox	57	Arkansas	Nov. 02, 1974
Alan Smith	57	Arkansas State	Sept. 17, 1983

GAME

PLAYER	NO.	OPPONENT	DATE
Taylor Bertlolet	6	at Vanderbilt	Nov. 20, 2015
Alan Smith	6	Arkansas State	Sept. 17, 1983
Todd Pegram	5	Colorado	Oct. 23, 2004
Tony Franklin	5	Rice	Oct. 23, 1976
Daniel LaCamera	5	at Auburn	Sept. 17, 2016
Randy Bullock	4	vs Northwestern	Dec. 31, 2011
Randy Bullock	4	at Iowa State	Oct. 22, 2011
Randy Bullock	4	Texas	Nov. 24, 2011
Todd Pegram	4	Arkansas State	Aug. 30, 2003
Terence Kitchens	4	at Texas Tech	Oct. 2, 1999
Kyle Bryant	4	Oklahoma	Nov. 16, 1996
Scott Slater	4	at TCU	Nov. 21, 1987
Scott Slater	4	at Houston	Oct. 11, 1986
David Hardy	4	UTA	Sept. 18, 1982



TONY FRANKLIN

OTHER GAME RECORDS

Most FG over 40 Yards

Alan Smith 5 vs. Arkansas State Sept. 17, 1983

Most FG over 60 Yards

Tony Franklin 2 vs. Baylor Oct. 16, 1976

FIELD GOALS — SEASON

SEASON

PLAYER	FG-ATT.	PCT.	YEAR
Randy Bullock	29-33	.879	2011
Taylor Bertlot	22-31	.710	2015
Scott Slater	21-27	.778	1986
Kyle Bryant	18-22	.818	1997
Kyle Bryant	18-23	.783	1996
Alan Smith	18-26	.692	1983
Daniel LaCamera	17-24	.708	2016
Todd Pegram	17-22	.773	2003
Tony Franklin	17-26	.654	1976
Kyle Bryant	17-25	.680	1994
Randy Bullock	16-21	.762	2010
David Hardy	16-22	.727	1982
Terry Venetoulis	16-23	.696	1992
Tony Franklin	16-28	.571	1977
Russell Bynum	16-20	.800	1998
Matt Szymanski	15-25	.600	2007
Todd Pegram	15-19	.789	2005
Terence Kitchens	15-18	.833	2000
Terence Kitchens	15-23	.652	1999
Eric Franklin	15-27	.556	1985
Scott Slater	15-22	.682	1987

SEASON PERCENTAGE

(min. 12 FGM)

PLAYER	FG-ATT.	PCT.	YEAR
Todd Pegram	12-13	.923	2004
Randy Bullock	29-33	.879	2011
Josh Lambo	13-15	.867	2014
Terence Kitchens	15-18	.833	2000
Kyle Bryant	18-22	.818	1997
Russell Bynum	16-20	.800	1998
Layne Newmann	12-15	.800	2006
Todd Pegram	15-19	.789	2005
Kyle Bryant	18-23	.783	1996
Scott Slater	21-27	.778	1986
Todd Pegram	17-22	.773	2003
Randy Bullock	16-21	.762	2010
David Hardy	16-22	.727	1982
Terry Venetoulis	13-18	.722	1991
Taylor Bertlot	22-31	.710	2015
Daniel LaCamera	17-24	.708	2016



RANDY BULLOCK

OTHER SEASON RECORDS

Best Pct., under 40 Yards Scott Slater 1.000 16-16 ... 1986

Best Pct., over 40 Yards Randy Bullock... .813 13-16 ... 2011

Most FG Att. over 60 Yards Tony Franklin 2 1976

Most FG Made over 60 Yards Tony Franklin 2 1976

FIELD GOALS — CAREER

CAREER

PLAYER	FG-ATT.	PCT.	YEARS
Randy Bullock	63-80	.788	2008-11
Kyle Bryant	60-85	.706	1994-97
Todd Pegram	56-75	.747	2002-05
Tony Franklin	56-101	.554	1975-78
David Hardy	43-63	.683	1979-82
Terry Venetoulis	42-60	.700	1990-93
Scott Slater	42-61	.689	1986-88
Taylor Bertlolet	37-56	.661	2012-15
Alan Smith	32-51	.627	1980-84
Terence Kitchens	30-41	.732	1998-00
Layne Talbot	21-32	.656	1987-90
Josh Lambo	21-25	.840	2012-14
Eric Franklin	20-32	.625	1984-86
Pat McDermott	20-38	.526	1970-72

CAREER PERCENTAGE

(min. 20 FGM)

PLAYER	FG-ATT.	PCT.	YEAR
Josh Lambo	21-25	.840	2012-14
Randy Bullock	63-80	.788	2008-11
Todd Pegram	56-75	.747	2002-05
Terence Kitchens	30-41	.732	1998-00
Kyle Bryant	60-85	.706	1994-97
Terry Venetoulis	42-60	.700	1990-93
Scott Slater	42-61	.689	1985-88
David Hardy	43-63	.683	1979-82
Taylor Bertlolet	37-56	.661	2012-15
Layne Talbot	21-32	.656	1987-90

OTHER CAREER RECORDS

Best Pct., under 40 Yards

Josh Lambo913 21-23 2012-14

Best Pct., over 40 Yards

Randy Bullock667 20-30 2008-11

Most FG att. over 60 Yards

Tony Franklin 11 1976-79

Most FG made over 60 Yards

Tony Franklin 3 1976-79

Most FG att. over 50 Yards

Tony Franklin 38 1976-79

Most FG made over 50 Yards

Tony Franklin 16 1976-79

RECORDS

EXTRA POINTS

GAME

PLAYER	NO.	OPPONENT	DATE
Josh Lambo	10	Lamar	Sept. 6, 2014
Todd Pegram	10	Baylor	Oct. 11, 2003
Terry Venetoulis	10	Missouri	Sept. 18, 1993
Taylor Bertolet	9	South Carolina State	Sept. 22, 2012
Kyle Bryant	9	Southwestern La.	Sept. 20, 1997
Kyle Bryant	9	Louisiana Tech	Oct. 5, 1996
Terry Venetoulis	9	SMU	Nov. 23, 1991
Layne Talbot	9	Southwestern La.	Sept. 15, 1990
Layne Talbot	9	SMU	Nov. 4, 1989
Scott Slater	9	TCU	Nov. 22, 1986
Daniel LaCamera	8	Prairie View	Sept. 10, 2016
Josh Lambo	8	Vanderbilt	Oct. 26, 2013
Taylor Bertolet	8	Auburn	Oct. 27, 2012
Taylor Bertolet	8	Missouri	Nov. 24, 2012
Randy Bullock	8	Kansas	Nov. 19, 2011
Randy Bullock	8	UAB	Sept. 26, 2009
Todd Pegram	8	Oklahoma State	Oct. 15, 2005
Terence Kitchens	8	Tulsa	Sept. 18, 1999
Kyle Bryant	8	Iowa State	Oct. 11, 1997
Kyle Bryant	8	Sam Houston State	Sept. 6, 1997
Tony Franklin	8	TCU	Nov. 20, 1976



TODD PEGRAM

SEASON

PLAYER	YEAR	PAT-ATT.
Taylor Bertolet	2012	67-74
Josh Lambo	2014	59-59
Randy Bullock	2011	55-57
Daniel LaCamera	2016	54-54
Randy Bullock	2009	51-51
Terry Venetoulis	1993	51-51
Randy Bullock	2010	50-50
Josh Lambo	2013	50-51
Layne Talbot	1990	50-51
Terry Venetoulis	1991	49-50
Kyle Bryant	1997	48-48
Todd Pegram	2005	41-41
Matt Szymanski	2007	39-40
Terry Venetoulis	1992	39-43
Taylor Bertolet	2015	38-38
Layne Talbot	1989	38-38
Tony Franklin	1977	38-38
Todd Pegram	2004	37-42
Scott Slater	1986	37-38
Kyle Bryant	1996	35-38
Terrence Kitchens	2000	34-36

CAREER

PLAYER	YEARS	PAT-ATT.
Randy Bullock	2008-11	176-179
Kyle Bryant	1994-97	145-152
Todd Pegram	2002-05	141-150
Terry Venetoulis	1990-93	139-144
Taylor Bertolet	2012-15	128-138
Tony Franklin	1975-78	123-132
Josh Lambo	2013-14	109-110
Scott Slater	1986-88	96-99
David Hardy	1979-82	90-99
Layne Talbot	1987-90	88-89
Taylor Bertolet	2012-	67-74
Terence Kitchens	1998-00	65-67
Darrow Hooper	1950-52	62-83
Randy Haddox	1973-74	59-63
Daniel LaCamera	2015-	57-57

SPECIAL TEAMS RECORDS

PUNT RETURNS

LONGEST

PLAYER	YARDS	OPPONENT	DATE
Bob Goode	98	Ellington Field	Sept. 22, 1945
Dustin Harris	96	South Carolina St.	Sept. 22, 2012
Christian Kirk	93	at Mississippi State	Nov. 5, 2016
Charlie Royalty	93	at Villanova	Sept. 18, 1948
Carl Roaches	84	Rice	Nov. 18, 1972
Christian Kirk	79	vs Arizona State	Sept. 5, 2015
Aaron Glenn	76	Missouri	Sept. 18, 1993
Preston Smith	74	at Arkansas	Nov. 3, 1945
Kevin Smith	73	Texas	Nov. 28, 1991
Christian Kirk	73	New Mexico State	Oct. 29, 2016
Nick Harvey	73	Prairie View	Sept. 10, 2016
Dustin Harris	72	Kansas	Nov. 24, 2011
Marion Flanagan	72	at Oklahoma	Oct. 5, 1946
Dick Todd	72	SMU	Nov. 6, 1937
Kevin Smith	71	at Rice	Nov. 2, 1991
Carl Roaches	71	SMU	Nov. 10, 1973
Barney Welch	71	at Texas	Nov. 26, 1942
Christian Kirk	70	New Mexico State	Oct. 29, 2016
Danté Hall	70	Iowa State	Oct. 11, 1997
Yale Lary	69	at SMU	Nov. 11, 1950
Danté Hall	69	at Iowa State	Oct. 12, 1996

SINGLE GAME YARDS

PLAYER	RT-YDS	OPPONENT	DATE
Dustin Harris	8-246	South Carolina St.	Sept. 22, 2012
Dustin Harris	3-162	Kansas	Nov. 19, 2011
Christian Kirk	2-143	New Mexico State	Oct. 29, 2016
Aaron Glenn	3-131	Missouri	Sept. 18, 1993
Rod Harris	8-123	Louisiana Tech	Oct. 31, 1987
Billy Mitchell	8-116	at Houston	Oct. 8, 1994
Aaron Glenn	7-108	Arkansas	Nov. 14, 1987
Billy Cannon	4-110	Arkansas State	Sept. 17, 1983
Danté Hall	6-102	Oklahoma	Nov. 16, 1996
Ray Mickens	4-99	Houston	Oct. 28, 1995
Bob Goode	1-98	Ellington Field	Sept. 22, 1945
Carl Roaches	3-96	SMU	Nov. 10, 1973

OTHER PUNT RETURN RECORDS

Single Game Returns.....	Carl Roaches.....	10.....	Sept. 20, 1975
Season Returns	Marion Flanagan.....	49	1943
Career Return.....	Rod Harris	116	1985-88
Highest Career Average	Christian Kirk	23.1	2015-27 ret. for 623 yards
Season Returns For TDs	Christian Kirk	3	2015-
Career Returns	Christian Kirk	5	2015-for Touchdowns

SEASON YARDS

PLAYER	RT - YDS	AVG.	YEAR
Danté Hall	43 - 573	13.3	1996
Marion Flanagan	49 - 475	9.7	1943
Dustin Harris	34 - 432	12.7	2012
Dick Todd	28 - 426	15.2	1937
Dick Todd	32 - 403	12.6	1938
Rod Harris	37 - 391	10.6	1987
Yale Lary	24 - 388	16.2	1951
Rod Harris	42 - 345	8.2	1986
Christian Kirk	14 - 341	24.4	2015
Aaron Glenn	17 - 339	19.9	1993
Dustin Harris	18 - 335	18.6	2011
Jimmie Hawkins	39 - 331	8.5	1985
Dick Todd	31 - 318	10.3	1936
David Scott	46 - 318	6.9	1979
Derrick Frazier	29 - 301	10.4	1992
Jimmie Hawkins	33 - 298	9.0	1984
Carl Roaches	38 - 287	7.5	1972
Chris Taylor	32 - 285	7.7	1998
Christian Kirk	13-282	21.7	2016
Ray Mickens	24 - 281	11.7	1995

CAREER YARDS

PLAYER	RT - YDS	AVG.	YEARS
Dick Todd	91-1147	12.6	1936-38
Dustin Harris	76-985	13.0	2009-12
Rod Harris	116-971	8.4	1985-88
Danté Hall	78-943	12.1	1996-99
Carl Roaches	115-924	8.0	1972-75
Jimmie Hawkins	87-750	8.6	1982-85
Billy Cannon	86-649	7.6	1980-83
Christian Kirk	27-623	23.1	2015-
Yale Lary	33-597	18.1	1949-51
Chris Taylor	76-581	7.6	1997-00
David Scott	79-439	9.3	1979-80
Ray Mickens	29-348	12.0	1992-95
Dave Elmendorf	37-345	4.4	1968-70
Shane Garrett	45-344	7.6	1988-90
George Hargett	37-341	9.2	1961-63

YARDAGE RECORDS BY CLASS

CLASS / PLAYER	YARDS	YEAR
Freshman		
Danté Hall	573	1996
Sophomore		
Marion Flanagan	475	1943
Junior		
Dick Todd	426	1937
Senior		
Dustin Harris	434	2012

KICKOFF RETURNS

LONGEST RETURNS

PLAYER	YARDS	OPPONENT	DATE
Coryell Judie	100	Oklahoma	Nov. 6, 2010
Sirr Parker	100	at Texas	Nov. 29, 1996
Leeland McElroy	100	Southern Miss	Sept. 24, 1994
Leeland McElroy	100	Texas	Nov. 25, 1993
Carl Roaches	100	Boston College	Sept. 29, 1973
Dan McIlhany	100	Texas Tech	Oct. 6, 1962
Bob Smith	100	vs Georgia	Dec. 8, 1950
Cyrus Gray	99	at Colorado	Nov. 7, 2009
Kerry Franks	99	Texas Tech	Sept. 30, 2006
Cyrus Gray	98	Oklahoma	Nov. 8, 2008
Trey Williams	97	Mississippi State	Nov. 9, 2013
Joel Hunt	97	Arkansas	Oct. 15, 1927
Carl Roaches	97	at LSU	Sept. 23, 1972
Billy Mitchell	95	at Houston	Nov. 12, 1992
Hugh McElroy	94	at Nebraska	Sept. 25, 1971
Leeland McElroy	93	at Rice	Oct. 23, 1993
Larry Horton	92	LSU	Sept. 2, 1989

SEASON YARDS

PLAYER	RET-YDS	AVG.	YEAR
Cyrus Gray	49 - 1,169	23.9	2008
Trey Williams	28 - 706	25.2	2013
Speedy Noil	27 - 645	23.9	2014
Kerry Franks	25 - 644	25.8	2007
Cyrus Gray	27 - 642	23.8	2009
Terrence Murphy	23 - 626	27.2	2003
Coryell Judie	20 - 605	30.2	2010
Leeland McElroy	15 - 590	39.3	1993
Trey Williams	25 - 557	22.3	2012
Dave Elmendorf	23 - 457	19.4	1970
Kerry Franks	16 - 443	27.7	2006
Hugh McElroy	17 - 439	25.8	1971

CAREER YARDS

PLAYER	RET-YDS	AVG.	YEARS
Cyrus Gray	99 - 2,349	23.7	2008-11
Trey Williams	70 - 1,684	24.1	2012-14
Rod Harris	59 - 1,209	20.5	1985-88
Kerry Franks	46 - 1,169	25.4	2004-07
Leeland McElroy	30 - 1,099	36.6	1993-95
Carl Roaches	43 - 1,087	25.3	1972-75
Speedy Noil	43 - 990	23.0	2014-16
Jason Carter	48 - 977	20.4	2002-05
Coryell Judie	28 - 806	28.8	2010-11
Terrence Murphy	31 - 761	24.5	2001-04
Larry Stegent	39 - 714	18.3	1967-69
Danté Hall	32 - 716	22.4	1996-99

YARDAGE RECORDS BY CLASS

CLASS / PLAYER	YARDS	YEAR
Freshman		
Cyrus Gray	1,169	2008
Sophomore		
Trey Williams	706	2013
Junior		
Terrence Murphy	626	2003
Senior		
Kerry Franks	644	2007

SINGLE GAME YARDS

PLAYER	YARDS	OPPONENT	DATE
Cyrus Gray	261	Oklahoma	Nov. 8, 2008
Coryell Judie	197	vs. LSU	Jan. 7, 2011
Carl Roaches	193	Boston College	Sept. 29, 1973
Cyrus Gray	181	at Colorado	Nov. 7, 2009
Ryan Swope	180	Texas	Nov. 26, 2009
Leeland McElroy	181	at Rice	Oct. 23, 1993
Trey Williams	161	Mississippi State	Nov. 9, 2013
Cyrus Gray	157	vs Georgia	Dec. 28, 2009
Cyrus Gray	157	Texas Tech	Oct. 18, 2008
Hugh McElroy	156	at Nebraska	Sept. 25, 1971
Coryell Judie	150	at Baylor	Nov. 13, 2010
Cyrus Gray	146	at Texas	Nov. 27, 2008

OTHER KICKOFF RETURN RECORDS

Most Returns, Game..... Cyrus Gray..... 8.....Dec. 28, 2009 vs. Georgia

Most Returns, Season..... Cyrus Gray..... 76.....2009

Most Returns, Career..... Cyrus Gray..... 99.....2008-11

Highest Return..... Leeland McElroy..... 39.3.....1993


Average, Season..... Leeland McElroy..... 36.6.....1993-95

Highest Return..... Leeland McElroy..... 3.....1993

Average, Career..... Leeland McElroy..... 3.....1993

Season Returns for Touchdowns..... Leeland McElroy..... 4.....1993-95

Career Returns for Touchdowns..... Leeland McElroy..... 4.....1993-95



PUNTING

LONGEST

PLAYER	YARDS	OPPONENT	DATE
Bobby Goff	86	vs Texas Tech	Sept. 30, 1944
Wilbert Randow	85	Texas	Nov. 30, 1933
Kyle Stuard	81	Louisiana Tech	Sept. 26, 1981
Justin Brantly	80	at Colorado	Oct. 8, 2005
Todd Tschantz	80	at Rice	Oct. 26, 1985
Drew Kaser	76	Rice	Aug. 31, 2013
Shane Lechler	76	at Iowa State	Oct. 12, 1996
Sean Terry	76	at Colorado	Sept. 23, 1995
David Davis	75	Tulsa	Sept. 12, 1992
Stan Hollmig	74	at LSU	Oct. 11, 1947
Derace Moser	74	at TCU	Oct. 18, 1941
Mitch Robertson	74	at Rice	Nov. 13, 1971
Phil Scoggin	74	Texas	Nov. 25, 1965

SEASON AVERAGE

(min. two punts per game)

PLAYER	NO-YDS	AVG.	YEAR
Drew Kaser	60 - 2,848	47.5	2015
Drew Kaser	44 - 2,085	47.4	2013
Shane Lechler	56 - 2,631	47.0	1997
Shane Lechler	60 - 2,787	46.5	1999
Justin Brantly	51 - 2,331	45.7	2008
Justin Brantly	50 - 2,215	44.3	2006
Justin Brantly	56 - 2,475	44.2	2007
Drew Kaser	62 - 2,737	44.1	2014
David Davis	70 - 3,067	43.8	1992
Cody Scates	67 - 2,931	43.7	2002
Shane Lechler	80 - 3,485	43.6	1998
Phil Scoggin	88 - 3,833	43.6	1965
David Appleby	57 - 2,466	43.3	1977
Sean Terry	60 - 2,598	43.3	1995

CAREER AVERAGE

(min. 100 punts)

PLAYER	NO-YARDS	AVG.	YEARS
Drew Kaser	168 - 7,761	46.2	2011-15
Shane Lechler	268 - 11,977	44.7	1996-99
Justin Brantly	203 - 9,010	44.3	2005-08
Todd Tschantz	106 - 4,498	42.4	1984-86
Phil Scoggin	161 - 6,739	41.9	1964-65
David Davis	122 - 5,102	41.8	1991-92
Steve O'Neal	212 - 8,854	41.8	1966-68
Cody Scates	202 - 8,397	41.6	2000-03
Kyle Stuard	205 - 8,472	41.3	1980-83
Sean Wilson	185 - 7,577	41.0	1987-90
David Appleby	226 - 9,222	40.8	1976-79
Sean Terry	120 - 4,868	40.6	1992-95

SEASON NET AVERAGE

(min. two punts per game)

PLAYER	NET	AVG.	YEAR
Shane Lechler	42.7	46.5	1999
Shane Tripucka	42.4	42.9	2016
Justin Brantly	42.3	44.2	2007
Shane Lechler	41.5	47.0	1997
Drew Kaser	40.7	47.4	2013
Drew Kaser	40.6	44.1	2014
Drew Kaser	40.5	47.4	2015
Sean Terry	40.1	43.3	1995
Kyle Stuard	40.0	41.9	1983
Ryan Epperson	39.8	42.0	2012
Todd Tschantz	39.8	42.6	1985
Shane Lechler	39.6	42.7	1996
Justin Brantly	39.5	44.3	2006
David Davis	39.3	43.8	1992

CAREER NET AVERAGE

(min. 100 punts)

PLAYER	NET	AVG.	YEARS
Shane Lechler	40.6	44.7	1996-99
Drew Kaser	40.5	46.2	2011-15
Todd Tschantz	39.9	42.4	1984-86
David Davis	38.2	41.8	1991-92
Kyle Stuard	37.9	41.3	1980-83
Steve O'Neal	37.6	41.8	1966-68
Justin Brantly	37.5	44.3	2005-08
Sean Terry	37.4	40.6	1992-95
Sean Wilson	36.9	41.0	1987-90

OTHER PUNTING RECORDS

Most Punts, Single Game..... Bob Goode..... 17.....Nov. 10, 1945 vs. SMU

Most Punts, Season..... Phil Scoggin..... 88.....1965

Most Punts, Career..... Shane Lechler..... 268.....1996-99

Most Yards, Season..... Phil Scoggin..... 3833.....1965

Most Yards, Career..... Shane Lechler..... 11,977.....1996-99

Consecutive Punts without a block..... Shane Lechler..... 268.....1996-99

Single Game Average (min. 5 punts)..... Shane Lechler..... 57.2.....Oct. 2, 1999 at Texas Tech (five for 286 yards)



RECORDS

DEFENSIVE RECORDS

TACKLES

GAME			
PLAYER	TACKLES	OPPONENT	DATE
Larry Horton	24	Baylor	Oct. 20, 1990
Larry Kelm	24	SMU	Nov. 2, 1985
Johnny Holland	22	vs Alabama	Sept. 14, 1985
Jacob Green	22	at Baylor	Sept. 15, 1979
Johnny Holland	20	So. Miss	Sept. 27, 1986
Dat Nguyen	20	at Kansas St.	Oct. 18, 1997
Dat Nguyen	20	vs UCLA	Jan. 1, 1998
Armani Watts	20	at Ole Miss	Oct. 24, 2015
Four players	19		

SEASON		
PLAYER	TACKLES	YEAR
Doug Carr	157	1978
Johnny Holland	155	1984
Larry Kelm	152	1986
Grady Hoermann	151	1971
Johnny Holland	150	1985

CAREER		
PLAYER	TACKLES	YEARS
Dat Nguyen	517	1995-98
Johnny Holland	455	1983-86
Mike Little	448	1978-81
Ed Simonini	425	1972-75
Ray Childress	360	1981-84

TOTAL TACKLES BY CLASS			
CLASS	PLAYER	NO.	YEAR
Freshman	Ed Simonini	98	1972
Sophomore	Doug Carr	157	1978
Junior	Grady Hoermann	151	1971
Senior	Larry Kelm	152	1986

QB SACKS

GAME			
PLAYER	SACKS	OPPONENT	DATE
Alex Morris	5	Houston	Oct. 10, 1987
Myles Garrett	4.5	UTSA	Nov. 19, 2016
Daeshon Hall	4	vs Arizona St.	Sept. 5, 2015
Jacob Green	4	at Baylor	Sept. 15, 1979
Ray Childress	4	Arkansas	Nov. 12, 1983
John Roper	4	Arkansas	Nov. 14, 1987
John Roper	4	La. Tech	Oct. 31, 1987

SEASON		
PLAYER	SACKS	YEAR
Jacob Green	20	1979
Von Miller	17	2009
Ray Childress	15	1983
John Roper	15	1987
John Roper	15	1988
Aaron Wallace	14.5	1988
Keith Mitchell	14.5	1996
Jacob Green	13	1978
William Thomas	13	1990
Marcus Buckley	13	1991
Keith Mitchell	13	1995
Damontre Moore	12.5	2012
Myles Garrett	12.5	2015
Marcus Buckley	12	1992

CAREER		
PLAYER	SACKS	YEARS
Aaron Wallace	42	1986-89
Jacob Green	37	1977-79
John Roper	36	1985-88
Keith Mitchell	34.0	1993-96
Von Miller	33	2007-10
Myles Garrett	31.0	2014-16
Marcus Buckley	29	1990-92
Damontre Moore	26.5	2010-12
Ray Childress	25	1981-84
Roylin Bradley	24	1997-00
William Thomas	21.5	1987-90

PASSES BROKEN UP

SEASON		
PLAYER	PBUS	YEARS
Aaron Glenn	20	1992
Sean Weston	15	2000
Terrence Frederick	13	2011
Byron Jones	13	2003
James Flowers	13	1986
Derrick Frazier	13	1991
Aaron Glenn	13	1993
Ray Mickens	13	1993

PASSES BROKEN UP

CAREER		
PLAYER	PBUS	YEARS
Sean Weston	36	2000-03
Derrick Frazier	36	1989-92
Aaron Glenn	33	1992-93
Byron Jones	32	2001-04
Kevin Smith	32	1988-92
Terrence Frederick	30	2008-11
Dustin Harris	29	2009-12
Sammy Davis	29	1999-02
Ray Mickens	28	1992-95
Kip Corrington	27	1984-87
Deshazor Everett	26	2011-14
Chet Brooks	26	1984-87
Donovan Greer	26	1993-96

MISCELLANEOUS

Career Fumbles Caused	12	Jacob Green	1977-78
Season Fumbles Caused	6	Jacob Green	1978
	6	Aaron Wallace	1987
	6	Dat Nguyen	1996
Career Fumbles Recovered	10	Marcus Buckley	1990-92
Season Fumbles Recovered	5	Lester Hayes	1975
	5	Domingo Bryant	1985
Career Quarterback Pressures	48	Aaron Wallace	1986-89
Season Quarterback Pressures	30	William Thomas	1990
*Career Tackles for Losses	32	John Roper	1985-88
*Season Tackles for Losses	14	Edward Jasper	1995

* sacks not included

INTERCEPTIONS

SINGLE GAME

PLAYER	INT	OPPONENT	DATE
Joe Boring	4	Arkansas	Nov. 1, 1952

SEASON

PLAYER	YEAR	INT
Bill Sibley	1941	10
Kevin Smith	1989	9
Lester Hayes	1976	8
Joe Boring	1952	8
Bill Hobbs	1967	7
Kevin Smith	1990	7
Lester Hayes	1975	6
Pat Thomas	1974	6
Dave Elmendorf	1970	6
Lee Hitt	1971	6
David Hoot	1970	6
Aaron Glenn	1992	6

CAREER

PLAYER	YEARS	INT
Kevin Smith	1988-91	20
Lester Hayes	1973-76	14
Pat Thomas	1972-75	13
John Kimbrough	1938-40	12
Dave Elmendorf	1968-70	12
Jaxson Appel	2002-05	11
Sammy Davis	1999-02	11
Kip Corrington	1983-87	11
Bill Hobbs	1966-68	11
Joe Boring	1952-53	11
Sedrick Curry	1996-99	9
Brandon Jennings	1996-99	9
Domingo Bryant	1982-85	9
Aaron Glenn	1992-93	9
Ray Mickens	1992-95	9
Marquis Carpenter	2005-07	8
Terrence Kiel	1999-02	8
Rich Coady	1995-98	8
John David Crow	1955-57	8
James Flowers	1983-86	8
Derrick Frazier	1989-92	8
Jeff Fuller	1980-83	8

LONGEST RETURNS

PLAYER	YARDS	OPPONENT	DATE
Bill Hobbs	100	at TCU	Oct. 21, 1967
Cullen Rogers	99	Arkansas	Oct. 31, 1942
Aaron Glenn	95	at Texas	Nov. 26, 1992
Bill Conatser	92	at TCU	Oct. 21, 1939
J.V. Sikes	92	at Texas	Nov. 27, 1925
Derace Moser	90	at NYU	Oct. 11, 1941
Ramsey Bradberry	89	SMU	Nov. 4, 1989
Dustin Harris	83	at Kansas	Oct. 23, 2010
Ross Brupbacher	80	at Tulane	Sept. 28, 1968
Kevin Smith	78	Rice	Oct. 27, 1990
Lester Hayes	77	Baylor	Oct. 25, 1975

INTERCEPTIONS RECORDS BY CLASS

CLASS	PLAYER	NO.	YEAR
Freshman	Jaxson Appel	4	2002
Sophomore	Kevin Smith	9	1989
Junior	Bill Sibley	10	1941
Senior	Lester Hayes	8	1976

OTHER INTERCEPTION RECORDS

Most Yards INT Ret, Game	Bill Hobbs at TCU	132	Oct. 21, 1967
Most Yards INT Ret, Season	Ross Brupbacher	167	1967
Most Yards INT Ret, Career	Kevin Smith	289	1988-91
Most Returns for TD, Season	Michael Jameson	3	1999
Most Returns for TD, Career	Kevin Smith	3	1988-91
	Michael Jameson	3	1997-00

ANNUAL STATISTICAL LEADERS

(* indicates conference leader)

RUSHING				
YEAR	PLAYER	NO	YDS	AVG
2016	Trayveon Williams	156	- 1,057	6.8
2015	Tra Carson	242	- 1,165	4.8
2014	Tra Carson	124	- 581	4.7
2013	Johnny Manziel	144	- 759	5.3
2012	Johnny Manziel	201	- 1,410	7.0
2011	Cyrus Gray	198	- 1,045	5.3
2010	Cyrus Gray	200	- 1,133	5.7
2009	Christine Michael	166	- 844	5.1
2008	Mike Goodson	94	- 406	4.3
2007	Stephen McGee	181	- 899	4.9
2006	Mike Goodson	127	- 847	6.7
2005	Courtney Lewis	109	- 723	6.7
2004	Courtney Lewis	175	- 742	5.5
2003	Courtney Lewis	186	- 1,024	5.5
2002	Derek Farmer	172	- 739	4.3
2001	Derek Farmer	110	- 503	4.6
2000	Richard Whitaker	84	- 455	5.4
1999	Ja'Mar Toombs	147	- 583	4.0
1998	Danté Hall	243	- 1,024	4.2
1997	Danté Hall	134	- 973	7.3
1996	Sir Parker	149	- 704	4.7
1995	Leeland McElroy	246	- 1,122	4.6
1994	Rodney Thomas	199	- 868	4.4
1993	Rodney Thomas	191	- 996	5.2
1992	Greg Hill	267	- 1,339	5.0
1991	Greg Hill	240	- 1,216	5.8
1990	Darren Lewis	291	- 1,691	5.8
1989	Darren Lewis	185	- 961	5.2
1988	Darren Lewis	306	- 1,692	* 5.5
1987	Darren Lewis	127	- 668	5.3
1986	Roger Vick	220	- 960	* 4.4
1985	Anthony Toney	208	- 845	4.4
1984	Thomas Sanders	167	- 738	4.4
1983	Roger Vick	91	- 425	4.7
1982	Johnny Hector	140	- 554	3.9
1981	Earnest Jackson	153	- 887	5.8
1980	Johnny Hector	173	- 928	5.4
1979	Curtis Dickey	172	- 894	5.0
1978	Curtis Dickey	205	- 1,146	5.6
1977	George Woodard	245	- 1,107	4.5
1976	George Woodard	239	- 1,153	4.8
1975	Bubba Bean	144	- 944	6.6
1974	Bubba Bean	158	- 938	5.9
1973	Bubba Bean	112	- 711	6.3
1972	Brad Dusek	124	- 549	4.4
1971	Mark Green	181	- 593	3.3
1970	Doug Neill	107	- 426	4.0
1969	Larry Stegent	197	- 676	3.4
1968	Larry Stegent	105	- 527	4.7
1967	Larry Stegent	161	- 568	3.5
1966	Wendell Housley	155	- 548	3.5
1965	Bill Sallee	84	- 272	3.1
1964	Lloyd Curington	99	- 287	2.9
1963	Budgie Ford	62	- 234	3.8
1962	Jim Linnstaedter	36	- 167	4.6
1961	Lee Roy Caffey	85	- 371	4.4
1960	Sam Byer	105	- 381	3.6
1959	Gordon LeBoeuf	113	- 351	3.0
1958	Luther Hall	70	- 238	3.3
1957	John David Crow	129	- 562	4.4
1956	Roddy Osborne	141	- 568	4.0
1955	Jack Pardee	83	- 452	5.4
1954	Elwood Kettler	149	- 446	3.0
1953	Connie Magouirk	52	- 283	5.4
1952	Don Ellis	156	- 377	2.4
1951	Glenn Lippman	118	- 801	* 6.8
1950	Bob Smith	199	- 1,302	6.5
1949	Bob Smith	145	- 694	4.7

PASSING				
YEAR	PLAYER	COM	ATT	YARDS
2016	Trevor Knight	193	- 362	2,432
2015	Kyle Allen	160	- 283	2,210
2014	Kenny Hill	214	- 321	2,649
2013	Johnny Manziel	300	- 429	4,114
2012	Johnny Manziel	295	- 434	3,706
2011	Ryan Tannehill	327	- 531	3,744
2010	Jerrold Johnson	158	- 279	1,947
2009	Jerrold Johnson	296	- 497	3,579
2008	Jerrold Johnson	194	- 326	2,435
2007	Stephen McGee	211	- 364	2,311
2006	Stephen McGee	194	- 313	2,295
2005	Reggie McNeal	141	- 265	1,963
2004	Reggie McNeal	200	- 344	2,791
2003	Reggie McNeal	113	- 221	1,782
2002	Dustin Long	117	- 333	2,509
2001	Mark Farris	203	- 347	2,094
2000	Mark Farris	208	- 347	2,551
1999	Randy McCown	152	- 295	2,374
1998	Randy McCown	66	- 130	1,025
1997	Brannndon Stewart	111	- 196	1,429
1996	Brannndon Stewart	146	- 299	1,904
1995	Corey Pullig	165	- 307	2,105
1994	Corey Pullig	161	- 269	2,056
1993	Corey Pullig	144	- 243	1,732
1992	Corey Pullig	63	- 126	953
1991	Bucky Richardson	79	- 156	1,492
1990	Lance Pavlas	56	- 89	871
1989	Lance Pavlas	134	- 227	1,681
1988	Chris Osgood	54	- 112	656
1987	Craig Stump	41	- 98	524
1986	Kevin Murray	212	- 349	*2,463
1985	Kevin Murray	147	- 251	*1,965
1984	Craig Stump	94	- 189	1,135
1983	Kevin Murray	132	- 249	1,544
1982	Gary Kubiak	181	- 324	*1,948
1981	Gary Kubiak	111	- 209	1,808
1980	David Beal	45	- 94	671
1979	Mike Mosley	82	- 142	938
1978	Mike Mosley	80	- 139	1,157
1977	David Walker	49	- 107	750
1976	David Walker	51	- 90	675
1975	David Shipman	24	- 60	422
1974	David Walker	46	- 102	666
1973	Mike Jay	36	- 86	682
1972	Don Dean	57	- 113	820
1971	Joe Mac King	36	- 87	559
1970	Lex James	111	- 225	1,662
1969	Rocky Self	87	- 199	1,136
1968	Edd Hargett	169	- 348	2,321
1967	Edd Hargett	99	- 208	1,526
1966	Edd Hargett	132	- 265	1,532
1965	Harry Ledbetter	83	- 182	940
1964	Dan McIlhany	47	- 111	598
1963	Charles LaGrange	28	- 73	393
1962	Jim Keller	30	- 80	343
1961	John Erickson	34	- 73	468
1960	Daryle Keeling	18	- 50	204
1959	Charles Milstead	62	- 117	752
1958	Charles Milstead	88	- 167	1,135
1957	Charles Milstead	14	- 35	185
1956	Roddy Osborne	14	- 23	258
1955	James Wright	24	- 67	368
1954	Elwood Kettler	36	- 72	471
1953	Don Ellis	76	- 171	960
1952	Ray Graves	93	- 164	* 989
1951	Ray Graves	45	- 98	621
1950	Dick Gardemal	39	- 66	559
1949	Don Nicholas	28	- 58	311

TOTAL OFFENSE				
YEAR	PLAYER	PLAYS	YARDS	AVG
2016	Trevor Knight	464	- 3,046	6.6
2015	Kyle Allen	348	- 2,312	6.6
2014	Kenny Hill	373	- 2,805	7.5
2013	Johnny Manziel	573	- 4,873	8.5
2012	Johnny Manziel	635	- 5,116	8.1
2011	Ryan Tannehill	589	- 4,050	6.9
2010	Jerrold Johnson	358	- 2,093	5.8
2009	Jerrold Johnson	642	- 4,085	6.4
2008	Jerrold Johnson	420	- 2,549	6.1
2007	Stephen McGee	545	- 3,210	5.9
2006	Stephen McGee	459	- 2,961	6.5
2005	Reggie McNeal	361	- 2,627	7.3
2004	Reggie McNeal	495	- 3,509	7.1
2003	Reggie McNeal	348	- 2,152	6.2
2002	Dustin Long	382	- 2,496	6.5
2001	Mark Farris	394	- 2,018	5.1
2000	Mark Farris	407	- 2,667	6.5
1999	Randy McCown	375	- 2,431	6.5
1998	Randy McCown	221	- 1,164	5.3
1997	Brannndon Stewart	238	- 1,360	5.7
1996	Brannndon Stewart	369	- 1,913	5.2
1995	Corey Pullig	344	- 2,155	6.3
1994	Corey Pullig	308	- 1,992	6.5
1993	Corey Pullig	276	- 1,705	6.2
1992	Greg Hill	269	- 1,339	5.0
1991	Bucky Richardson	259	- 1,940	7.5
1990	Darren Lewis	294	- 1,748	5.9
1989	Lance Pavlas	291	- 1,679	5.8
1988	Darren Lewis	309	- 1,692	5.5
1987	Darren Lewis	128	- 705	5.5
1986	Kevin Murray	393	- 2,348	6.0
1985	Kevin Murray	295	- 1,892	6.4
1984	Craig Stump	269	- 1,280	4.8
1983	Kevin Murray	333	- 1,643	* 4.9
1982	Gary Kubiak	369	- 1,885	* 5.1
1981	Gary Kubiak	328	- 1,986	* 6.1
1980	Johnny Hector	173	- 928	5.4
1979	Mike Mosley	217	- 1,443	6.7
1978	Mike Mosley	220	- 1,405	6.4
1977	David Walker	177	- 1,144	6.5
1976	George Woodard	239	- 1,153	4.8
1975	Bubba Bean	144	- 944	6.6
1974	Bubba Bean	158	- 938	5.9
1973	Mike Jay	88	- 901	10.2
1972	Don Dean	132	- 879	6.7
1971	Joe Mac King	85	- 625	7.4
1970	Lex James	228	- 1,473	6.5
1969	Rocky Self	214	- 1,460	6.8
1968	Edd Hargett	433	- 2,330	5.4
1967	Edd Hargett	214	- 1,532	7.2
1966	Edd Hargett	203	- 1,549	7.6
1965	Harry Ledbetter	314	- 930	3.0
1964	Eddie McCaughan	109	- 603	5.5
1963	Charles LaGrange	53	- 328	6.2
	Jim Keller	80	- 328	4.1
1962	Jim Keller	75	- 456	6.1
1961	John Erickson	83	- 489	5.9
1960	Sam Byer	105	- 381	3.6
1959	Charles Milstead	175	- 829	4.7
1958	Charles Milstead	279	- 1,332	* 4.8
1957	Roddy Osborne	149	- 662	4.4
1956	Roddy Osborne	155	- 826	5.3
1955	Jack Pardee	83	- 452	5.5
1954	Elwood Kettler	221	- 917	4.1
1953	Don Ellis	193	- 1,028	5.3
1952	Ray Graves	247	- 1,245	5.0
1951	Glenn Lippman	118	- 801	6.8
1950	Bob Smith	199	- 1,302	6.5
1949	Bob Smith	145	- 694	4.8

RECEPTIONS					
YEAR	PLAYER	POS.	NO	YDS	TD
2016	Christian Kirk	wr	83	- 928	9
2015	Christian Kirk	wr	80	- 1,009	7
2014	Malcome Kennedy	wr	53	- 611	6
2013	Mike Evans	wr	69	- 1,394	12
2012	Mike Evans	wr	82	- 1,105	5
2011	Ryan Swope	wr	89	- 1,207	10
2010	Jeff Fuller	wr	72	- 1,066	12
	Ryan Swope	wr	72	- 825	4
2009	Uzoma Nwachukwu	wr	46	- 609	4
2008	Ryan Tannehill	wr	55	- 844	5
2007	Martellus Bennett	te	49	- 587	4
2006	Chad Schroeder	wr	39	- 612	4
2005	Jason Carter	wr	54	- 827	6
2004	Terrence Murphy	wr	56	- 721	3
2003	Terrence Murphy	wr	44	- 762	0
2002	Greg Porter	wr	48	- 669	4
2001	Jamaar Taylor	wr	39	- 489	3
2000	Robert Ferguson	wr	58	- 885	6
1999	Chris Taylor	wr	33	- 591	4
1998	Chris Cole	se	38	- 667	5
1997	Derrick Spiller	te	25	- 436	4
	Chris Cole	wr	25	- 333	3
1996	Albert Connell	se	57	- 872	6
1995	Albert Connell	se	41	- 653	7
1994	Ryan Mathews	se	29	- 395	2
1993	Tony Harrison	se	31	- 481	4
1992	Greg Schorp	te	24	- 280	1
1991	Tony Harrison	se	31	- 577	6
1990	Gary Oliver	fl	28	- 455	3
1989	Percy Waddle	se	36	- 600	5
	Mike Jones	te	36	- 501	3
1988	Rod Harris	se	37	- 592	1
1987	Keith Woodside	rb	25	- 237	0
1986	Rod Bernstein	te	65	- 710	* 5
1985	Jeff Nelson	se	51	- 651	* 4
1984	Jimmy Teal	se	35	- 631	6
1983	Siler Richer	te	40	- 465	4
1982	Don Jones	se	32	- 461	5
1981	Mike Whitwell	se	27	- 731	3
1980	Mike Whitwell	se	30	- 603	2
1979	Gerald Carter				

RECEIVING YARDS

YEAR	PLAYER	POS.	NO	- YDS	TD
2016	Josh Reynolds	wr	60	-1,039	12
2015	Christian Kirk	wr	80	-1,009	7
2014	Malcome Kennedy	wr	53	- 611	6
2013	Mike Evans	wr	69	-1,394	12
2012	Mike Evans	wr	82	-1,105	5
2011	Ryan Swope	wr	89	-1,207	10
2010	Jeff Fuller	wr	72	-1,066	12
2009	Uzoma Nwachukwu	wr	40	- 708	6
2008	Ryan Tannehill	wr	55	- 844	5
2007	Martellus Bennett	te	49	- 587	4
2006	Chad Schroeder	wr	39	- 612	4
2005	Jason Carter	wr	54	- 827	6
2004	Terrence Murphy	wr	56	- 721	3
2003	Terrence Murphy	wr	44	- 762	0
2002	Jamaar Taylor	wr	44	- 760	3
2001	Terrence Murphy	wr	36	- 518	3
2000	Robert Ferguson	wr	58	- 885	6
1999	Chris Taylor	wr	33	- 591	4
1998	Chris Cole	se	38	- 667	5
1997	Derrick Spiller	te	25	- 436	4
1996	Albert Connell	se	57	- 872	6
1995	Albert Connell	se	41	- 653	7
1994	Chris Sanders	se	22	- 422	4
1993	Tony Harrison	se	31	- 481	4
1992	Tony Harrison	se	22	- 454	4
1991	Tony Harrison	se	31	- 577	6
1990	Shane Garrett	wr	24	- 469	3
1989	Percy Waddle	se	36	- 600	5
1988	Rod Harris	se	37	- 592	1
1987	Rod Harris	se	19	- 281	2
1986	Rod Bernstine	te	65	- 710	* 5
1985	Jeff Nelson	se	51	- 651	* 4
1984	Jimmy Teal	se	35	- 631	6
1983	Rich Siler	te	40	- 465	4
1982	Don Jones	se	32	- 461	5
1981	Mike Whitwell	se	27	- 731	3
1980	Mike Whitwell	se	30	- 603	2
1979	Gerald Carter	se	39	- 528	2
1978	Russell Mikeska	te	29	- 429	0
1977	Darrell Smith	se	12	- 234	4
1976	Randall Teate	wr	12	- 274	2
1975	Richard Osborne	te	13	- 191	2
1974	Carl Roaches	wr	9	- 155	1
1973	Richard Osborne	te	29	- 405	1
1972	Richard Osborne	te	31	- 440	1
1971	Homer May	wr	15	- 250	1
1970	Homer May	te	26	- 479	5
1969	Ross Brupbacher	se	22	- 395	6
1968	Barney Harris	se	49	- 745	3
1967	Bob Long	te	24	- 541	8
1966	Tommy Maxwell	se	27	- 445	4
1965	Ken McLean	se	60	- 835	* 2
1964	Billy Uzzell	se	22	- 246	1
	Ira Dan Westerfield	rb	18	- 246	0
1963	George Hargett	rb	12	- 162	1
1962	George Hargett	rb	14	- 194	0
1961	Travis Reagan	rb	10	- 201	1
1960	Randy Sims	rb	5	- 66	1
1959	Russell Hill	se	19	- 341	1
1958	John Tracey	se	37	- 466	* 2
1957	Loyd Taylor	rb	6	- 104	0
1956	John David Crow	rb	7	- 125	3
1955	John David Crow	rb	5	- 101	1
1954	Bennie Sinclair	se	22	- 293	2
1953	Bennie Sinclair	se	19	- 287	2
1952	Don Ellis	rb	33	- 273	* 3
1951	Billy Tidwell	rb	13	- 256	2
1950	Andy Hillhouse	se	24	- 398	7
1949	Wray Whittaker	se	26	- 291	1

SCORING

YEAR	PLAYER	POS.	PTS
2016	Daniel LaCamera	k	105
2015	Taylor Bertolet	k	106
2014	Josh Lambo	k	98
2013	Josh Lambo	k	74
2012	Johnny Manziel	qb	126
2011	Randy Bullock	k	142
2010	Randy Bullock	k	98
2009	Randy Bullock	k	87
2008	Jeff Fuller	wr	56
2007	Jorvorskie Lane	rb	104
2006	Jorvorskie Lane	rb	114
2005	Todd Pegram	k	86
2004	Todd Pegram	k	73
2003	Todd Pegram	k	82
2002	Todd Pegram	k	68
2001	Cody Scates	k	50
2000	Ja'Mar Toombs	rb	84
1999	Terence Kitchens	k	75
1998	Russell Bynum	k	78
1997	Kyle Bryant	k	102
1996	D'Andre Hardeman	rb	108
1995	Leeland McIlroy	rb	96
1994	Rodney Thomas	rb	96
1993	Terry Venetoulis	k	90
1992	Greg Hill	rb	102
1991	Terry Venetoulis	k	88
1990	Darren Lewis	rb	114
1989	Layne Talbot	k	71
1988	Robert Wilson	rb	60
1987	Scott Slater	k	70
1986	Scott Slater	k	* 100
1985	Anthony Toney	rb	74
	Eric Franklin	k	74
1984	Alan Smith	k	51
1983	Alan Smith	k	72
1982	David Hardy	k	80
1981	David Hardy	k	65
1980	Johnny Hector	rb	30
1979	Curtis Dickey	rb	54
1978	Tony Franklin	k	61
1977	Tony Franklin	k	86
1976	George Woodard	rb	* 102
1975	Tony Franklin	k	63
1974	Skip Walker	rb	54
1973	Randy Haddox	k	62
1972	Pat McDermott	k	33
1971	Mark Green	rb	42
1970	Pat McDermott	k	34
1969	Ross Brupbacher	te	36
1968	Bob Long	te	48
1967	Bob Long	te	48
1966	Tommy Maxwell	se	26
1965	Glynn Lindsey	k	20
1964	Glynn Lindsey	k	12
	Bubber Collins	rb	12
1963	Jerry Rogers	rb	18
	Travis Reagan	rb	18
	Bobby Lee	k	18
1962	Mike Clark	se	25
1961	Travis Reagan	rb	38
1960	Sam Byer	rb	18
1959	Randy Sims	rb	31
1958	Charles Milstead	qb	36
1957	Roddy Osborne	se	48
1956	John David Crow	rb	* 60
1955	Loyd Taylor	rb	31
1954	Elwood Kettler	qb	54
1953	Don Ellis	qb	37
1952	Connie Magouirk	rb	30
1951	Darrow Hooper	k	32
1950	Bob Smith	rb	* 84
1949	Bob Smith	rb	48

PUNTING

YEAR	PLAYER	NO.	- YARDS	AVG
2016	Shane Tripuka	69	- 2962	42.9
2015	Drew Kaser	60	- 2848	47.5
2014	Drew Kaser	62	- 2737	44.1
2013	Drew Kaser	44	- 2085	47.4
2012	Ryan Epperson	41	- 1721	42.0
2011	Ryan Epperson	52	- 2145	41.2
2010	Ryan Epperson	41	- 1541	37.6
2009	Ken Wood	30	- 1164	38.8
2008	Justin Brantly	51	- 2231	* 45.7
2007	Justin Brantly	56	- 2475	44.2
2006	Justin Brantly	50	- 2215	44.3
2005	Justin Brantly	46	- 1989	43.2
2004	Jacob Young	63	- 2444	38.8
2003	Jacob Young	45	- 1663	37.0
2002	Cody Scates	67	- 2931	43.7
2001	Cody Scates	71	- 2888	40.7
2000	Cody Scates	52	- 2089	40.2
1999	Shane Lechler	60	- 2787	* 46.5
1998	Shane Lechler	80	- 3485	* 43.6
1997	Shane Lechler	56	- 2631	* 47.0
1996	Shane Lechler	72	- 3074	42.7
1995	Sean Terry	60	- 2598	43.3
1994	Sean Terry	58	- 2214	38.2
1993	James Bennett	53	- 2033	38.4
1992	David Davis	70	- 3067	43.8
1991	David Davis	52	- 2035	39.1
1990	Sean Wilson	45	- 1906	42.4
1989	Sean Wilson	36	- 1500	41.7
1988	Sean Wilson	62	- 2472	39.9
1987	Sean Wilson	42	- 1699	40.5
1986	Craig Stump	35	- 1296	37.0
1985	Todd Tschantz	33	- 1406	42.6
1984	Todd Tschantz	61	- 2517	41.3
1983	Kyle Stuard	67	- 2806	41.9
1982	Kyle Stuard	60	- 2430	40.5

YEAR	PLAYER	NO.	- YARDS	AVG
1981	Randy Sawyer	63	- 2445	38.8
1980	Kyle Stuard	76	- 3097	40.8
1979	David Appleby	71	- 2935	41.3
1978	David Appleby	48	- 1835	38.2
1977	David Appleby	57	- 2466	43.3
1976	David Appleby	50	- 1986	39.7
1975	Mark Stanley	62	- 2383	38.4
1974	Mark Stanley	59	- 2479	* 42.0
1973	Mark Stanley	45	- 1718	38.2
1972	Robert Murski	69	- 2620	37.9
1971	Mitch Robertson	84	- 3100	37.0
1970	Jimmy Sheffield	66	- 2650	40.2
1969	Jimmy Sheffield	69	- 2749	39.8
1968	Steve O'Neal	64	- 2616	40.9
1967	Steve O'Neal	81	- 3402	* 42.0
1966	Steve O'Neal	67	- 2836	42.3
1965	Phil Scoggin	88	- 3833	* 43.6
1964	Phil Scoggin	73	- 2906	39.8
1963	Jim Keller	66	- 2738	41.5
1962	Jim Keller	42	- 1591	37.9
1961	Babe Craig	57	- 2215	* 38.9
1960	Babe Craig	42	- 1701	* 40.5
1959	Charles Milstead	39	- 1394	35.7
1958	Charles Milstead	29	- 1058	36.5
1957	Roddy Osborne	30	- 1095	36.5
1956	Roddy Osborne	28	- 882	31.5
1955	Ed Dudley	15	- 602	40.1
1954	Gene Henderson	14	- 528	37.5
1953	Joe Boring	22	- 835	38.0
1952	Roy Dollar	45	- 1682	37.3
1951	Yale Lary	33	- 1256	38.1
1950	Yale Lary	57	- 2183	38.3
1949	Yale Lary	71	- 2846	40.0

RECORDS



JUSTIN BRANTLY

KICKOFF RETURNS

YEAR	PLAYER	NO.	YARDS	AVG
2016	Justin Evans	15	- 428	28.5
2015	Christian Kirk	20	- 385	19.3
2014	Speedy Noil	27	- 645	23.9
2013	Trey Williams	28	- 706	25.2
2012	Trey Williams	25	- 557	22.3
2011	Dustin Harris	16	- 374	23.4
2010	Coryell Judie	20	- 605	30.2
2009	Cyrus Gray	27	- 642	23.8
2008	Cyrus Gray	49	- 1,169	23.9
2007	Kerry Franks	25	- 644	25.8
2006	Kerry Franks	16	- 443	27.7
2005	Jason Carter	18	- 344	19.1
2004	Jason Carter	18	- 330	18.3
2003	Terrence Murphy	26	- 626	27.2
2002	Johnson / Thomas	12	- 252	21.0
2001	Sammy Davis	9	- 162	18.0
2000	Richard Whitaker	9	- 195	21.7
1999	Bethel Johnson	9	- 174	19.3
1998	Danté Hall	8	- 172	21.5
1997	Danté Hall	7	- 156	22.3
1996	Danté Hall	14	- 324	23.1
1995	Leeland McElroy	9	- 208	23.1
1994	Leeland McElroy	6	- 301	50.2
1993	Leeland McElroy	15	- 590	* 39.3
1992	Billy Mitchell	11	- 336	30.5
1991	Randy Simmons	10	- 181	18.1
1990	Randy Simmons	10	- 245	24.5
1989	Larry Horton	17	- 420	24.7
1988	Rod Harris	22	- 388	17.6
1987	Rod Harris	15	- 329	21.9
1986	Rod Harris	17	- 319	18.8
1985	Rod Harris	5	- 173	34.6
1984	Jeff Nelson	16	- 299	18.7
1983	Tony Slaton	4	- 74	18.5
1982	Tony Slaton	17	- 291	17.1
1981	Billy Cannon	8	- 172	21.5
1980	Billy Cannon	14	- 291	20.8
1979	Earnest Jackson	10	- 213	21.3
1978	Temple Aday	8	- 188	23.5
1977	Curtis Dickey	15	- 302	20.1
1976	Darrell Smith	10	- 184	18.4
1975	Skip Walker	6	- 167	27.8
1974	Carl Roaches	5	- 90	18.0
1973	Carl Roaches	15	- 426	28.4
1972	Carl Roaches	18	- 426	23.7
1971	Hugh McElroy	17	- 439	* 25.8
1970	Dave Elmdorf	23	- 457	19.9
1969	Dave Elmdorf	12	- 232	19.3
1968	Larry Stegent	13	- 255	19.6
1967	Larry Stegent	16	- 292	18.3
1966	Wendell Housley	11	- 255	23.2
1965	Lloyd Curington	7	- 169	24.1
1964	Eddie McLaughan	8	- 144	18.0
1963	George Hargett	8	- 182	22.8
1962	George Hargett	7	- 158	22.6
1961	James Murphy	7	- 167	23.9
1960	James Murphy	10	- 219	21.9
1959	Bob Sanders	4	- 128	32.0
1958	Arthur Sims	9	- 210	23.3
1957	Bobby Joe Conrad	4	- 149	37.2
1956	Jack Pardee	7	- 218	31.1
1955	John David Crow	7	- 129	18.5
1954	Don Watson	8	- 197	24.6
1953	Don Ellis	9	- 178	19.8
1952	Don Ellis	17	- 413	* 24.3
1951	Billy Tidwell	7	- 211	30.1
1950	n/a			
1949	Glenn Lippman	12	- 308	* 25.7
1948	Bob Goode	16	- 407	* 25.4

PUNT RETURNS

YEAR	PLAYER	NO.	YARDS	AVG
2016	Christian Kirk	13	- 282	21.7
2015	Christian Kirk	14	- 341	24.4
2014	Speedy Noil	15	- 180	12.0
2013	De'Vante Harris	11	- 74	6.7
2012	Dustin Harris	34	- 432	12.7
2011	Dustin Harris	18	- 335	18.6
2010	Kenric McNeal	24	- 138	5.8
2009	Dustin Harris	16	- 126	7.9
2008	Jordan Pugh	11	- 61	5.5
2007	Jordan Peterson	14	- 108	7.7
2006	Chad Schroeder	19	- 140	7.4
2005	Jordan Chambless	8	- 89	11.1
2004	Erik Mayes	20	- 122	6.1
2003	Tim Van Zant	14	- 75	5.4
2002	Bethel Johnson	12	- 139	11.6
2001	Dawon Gentry	16	- 199	12.4
2000	Chris Taylor	17	- 125	7.4
1999	Chris Taylor	16	- 103	6.4
1998	Chris Taylor	37	- 285	7.7
1997	Danté Hall	17	- 208	12.2
1996	Danté Hall	43	- 573	13.3
1995	Ray Mickens	24	- 281	11.7
1994	Billy Mitchell	26	- 203	7.8
1993	Aaron Glenn	17	- 339	* 19.9
1992	Derrick Frazier	29	- 301	10.4
1991	Kevin Smith	19	- 275	14.5
1990	Shane Garrett	21	- 196	9.3
1989	Shane Garrett	21	- 146	6.4
1988	Rod Harris	37	- 235	6.4
1987	Rod Harris	37	- 391	10.6
1986	Rod Harris	42	- 345	8.2
1985	Jimmie Hawkins	39	- 331	8.5
1984	Jimmie Hawkins	33	- 298	9.0
1983	Billy Cannon	26	- 260	10.0
1982	Billy Cannon	31	- 280	9.0
1981	Billy Cannon	29	- 109	3.8
1980	David Scott	33	- 121	3.7
1979	David Scott	46	- 318	6.9
1978	Darrell Smith	23	- 132	5.7
1977	Mike Williams	21	- 72	3.4
1976	Darrell Smith	28	- 75	2.7
1975	Carl Roaches	38	- 238	7.0
1974	Carl Roaches	27	- 177	6.6
1973	Carl Roaches	31	- 224	* 7.2
1972	Carl Roaches	19	- 287	* 15.1
1971	Hugh McElroy	17	- 138	8.2
1970	Dave Elmdorf	13	- 130	10.0
1969	Dave Elmdorf	24	- 215	8.9
1968	Barney Harris	8	- 88	11.0
1967	Bob Long	8	- 94	11.8
1966	Curley Hallman	7	- 47	6.7
1965	Jerry Nichols	20	- 128	6.4
1964	James Willenborg	8	- 52	6.5
1963	George Hargett	11	- 100	9.1
1962	George Hargett	17	- 163	9.6
1961	George Hargett	9	- 78	8.8
1960	Arthur Sims	9	- 145	16.1
1959	Bob Sanders	8	- 57	7.1
1958	Jon Few	7	- 79	11.2
1957	Roddy Osborne	7	- 65	9.3
1956	Don Watson	10	- 118	11.8
1955	Billy Dendy	8	- 80	10.0
1954	Don Watson	6	- 115	19.1
1953	Don Ellis	19	- 170	8.9
1952	Joe Boring	12	- 134	11.2
1951	Yale Lary	24	- 388	* 16.2
1950	Yale Lary	9	- 209	23.2

TACKLES

YEAR	PLAYER	POS.	TKL
2016	Shaun Washington	LB	104
2015	Armani Watts	LB	126
2014	Deshazor Everett	CB	65
2013	Steven Jenkins	LB	96
2012	Damontre Moore	DE	85
2011	Jonathan Stewart	LB	98
2010	Michael Hodges	LB	115
2009	Trent Hunter	DB	95
2008	Matt Featherston	LB	94
	Alton Dixon	LB/DB	94
2007	Mark Dodge	LB	117
2006	Justin Warren	LB	93
2005	Justin Warren	LB	95
2004	Jaxson Appel	DB	85
2003	Jaxson Appel	DB	135
2002	Terrence Kiel	DB	95
2001	Terrence Kiel	DB	92
2000	Brian Gamble	LB	110
1999	Brandon Jennings	DB	94
1998	Dat Nguyen	LB	147
1997	Dat Nguyen	LB	130
1996	Dat Nguyen	LB	146
1995	Dat Nguyen	LB	94
1994	Reggie Graham	LB	101
1993	Sam Adams	DE	78

YEAR	PLAYER	POS.	TKL
1992	Patrick Bates	DB	95
1991	Jason Atkinson	LB	95
1990	Larry Horton	DB	117
1989	Larry Horton	DB	102
1988	Dana Batiste	LB	110
1987	John Roper	LB	104
1986	Johnny Holland	LB	147
1985	Larry Kelm	LB	152
1984	Johnny Holland	LB	155
1983	Ray Childress	DE	117
1982	Jeff Fuller	DB	90
	Bobby Stroger	LB	90
1981	Bobby Stroger	LB	133
1980	Mike Little	LB	116
1979	Doug Carr	LB	136
1978	Doug Carr	LB	157
1977	Carl Grulich	DB	132
1976	Robert Jackson	LB	143
1975	Ed Simonini	LB	101
1974	Ed Simonini	LB	98
1973	Ed Simonini	LB	130
1972	Grady Hoermann	LB	130
1971	Grady Hoermann	LB	151

INTERCEPTIONS

YEAR	PLAYER	NO.	YDS (TD)	AVG
2016	Justin Evans	4-	0	0.0
2015	Donovan Wilson	5-	76 (1)	15.2
2014	Armani Watts	3-	36	12.0
2013	Nate Askew	3-	44	17.7
	Howard Matthews	3-	58	19.3
2012	Steven Terrell	2-	58	29.0
	Deshazor Everett	2-	26 (1)	13.0
2011	Trent Hunter	2-	46	23.0
	Steven Terrell	2-	62	31.0
2010	Dustin Harris	4-	117 (1)	5.8
	Coryell Judie	4-	31	7.8
2009	Jordan Pugh	3-	64	21.3
2008	Trent Hunter	3-	23	7.7
2007	Marquis Carpenter	4-	31	10.8
2006	Mark Dodge	2-	20	10.0
	Jordan Peterson	2-	0	0.0
	Japhus Brown	2-	8	4.0
	Devin Gregg	2-	8	4.0
2005	Marquis Carpenter	4-	45	11.2
2004	Japhus Brown	3-	36	12.0
2003	Jaxson Appel	4-	109	27.3
2002	Jaxson Appel	4-	46	11.5
	Byron Jones	4-	117	29.2
2001	Sammy Davis	5-	52	10.4
2000	Sammy Davis	4-	25	6.2
	Terrence Kiel	4-	0	0.0
1999	Michael Jameson	5-	151	30.2
1998	Rich Coady	3-	16	5.3
	Sedrick Curry	3-	10	3.3
1997	Sedrick Curry	3-	62	20.7
1996	Rich Coady	3-	93	31.0
	Dat Nguyen	3-	38	12.7
1995	Ray Mickens	4-	67	33.5
1994	Dennis Allen	4-	27	6.8
1993	Aaron Glenn	3-	40	13.3
1992	Aaron Glenn	6-	99 (1)	16.5
1991	Patrick Bates	4-	37	9.3
1990	Kevin Smith	7-	149 (2)	21.3
1989	Kevin Smith	9-	75 (1)	8.3
1988	Mickey Washington	4-	37	9.3

YEAR	PLAYER	NO.-YDS (TD)	AVG
1987	Kip Corrington	3- 0	0.0
	Adam Bob	3- 0	0.0
1986	James Flowers	5- 73 (1)	14.6
1985	Kip Corrington	5- 68 (1)	13.6
1984	James Flowers	2- 55 (1)	27.5
1983	Jeff Fuller	3- 37	12.3
1982	Jeff Fuller	4- 23	5.7
1981	Bobby Stroger	5 n/a	—
1980	Leandrew Brown	5- 44	8.8
1979	John Dawson	4- 14	3.5
1978	Kenneth Taylor	3- 0	0.0
1977	Mike Williams	4- 49	12.3
1976	Lester Hayes	8- 87	10.9
1975	Lester Hayes	6- 102 (1)	17.0
1974	Pat Thomas	6- 85 (1)	14.2
1973	Pat Thomas	3- 81 (1)	27.0
1972	Grady Hoermann	3- 42	14.0
1971	Lee Hitt	6- 85	14.2
1970	Dave Elmdorf	6- 87	14.5
1969	Dave Elmdorf	5- 0	0.0
1968	Ross Brupbacher	3- 98 (1)	32.7
1967	Billy Hobbs	7- 162 (2)	23.1
1966	Curley Hallman	5- 92	18.4
1965	Jim Kauffman	3- 0	0.0
1964	Mike Pitman	2- 100	50.0
1963	Mike Pitman	4- 40	10.0
1962	Jerry Hopkins	3- 4	1.3
1961	Travis Reagan	4- 72	18.0
1960	Randy Sims	2- 18	9.0
1959	Robert Sanders	3- 28	9.3
1958	Jon Few	2- 14	7.0
1957	John David Crow	5- 39	7.8
1956	Jack Pardee	3- 50	16.7
1955	Roddy Osborne	3- 68	22.7
1954	Joe Schero	2- 3	1.5
1953	Don Ellis	3- 86	28.7
1952	Joe Boring	8- 67	8.4
1951	Bill Ballard	3- 17	5.7
1950	Yale Lary	5- 78	15.6
1941	Bill Sibley	9- 57	6.3

RECORDS

FRESHMAN RECORDS

RUSHING

GAME YARDS

PLAYER	YDS	OPPONENT	DATE
Johnny Manziel	229	Oklahoma	Jan. 4, 2013
Greg Hill	212	LSU	Sept. 14, 1991
Trayveon Williams	217	Tennessee	Oct. 8, 2016
Darren Lewis	194	at TCU	Nov. 21, 1987
Danté Hall	184	Texas Tech	Oct. 26, 1996
Johnny Manziel	181	LA Tech	Oct. 13, 2012

SEASON YARDS

PLAYER	YARDS	YEAR
Johnny Manziel	1,410	2012
Greg Hill	1,216	1991
Trayveon Williams	1,057	2016
Courtney Lewis	1,024	2003
Mike Goodson	847	2006
Christine Michael	767	2009
Curtis Dickey	726	1976
Darren Lewis	668	1987
Danté Hall	642	1996
Leeland McElroy	613	1993
George Woodard	604	1975

GAME RUSHES

PLAYER	ATT.	OPPONENT	DATE
Greg Hill	30	LSU	Sept. 14, 1991

SEASON RUSHES

PLAYER	ATT.	YEAR
Greg Hill	240	1991

SEASON 100-YARD GAMES

PLAYER	NO.	YEAR
Johnny Manziel	7	2012
Greg Hill	6	1991
Courtney Lewis	5	2003
George Woodard	4	1975
Trayveon Williams	3	2016
Danté Hall	3	1996
Darren Lewis	3	1987

SEASON TDs

PLAYER	NO.	YEAR
Johnny Manziel	21	2012
Courtney Lewis	12	2003
Greg Hill	12	1991
Robert Wilson	10	1988
Christine Michael	9	2009
Trayveon Williams	8	2016
Darren Lewis	8	1987
Curtis Dickey	8	1976
Leeland McElroy	7	1993

100-YARD GAMES

PLAYER	ATT-YDS	OPPONENT	YEAR
Trayveon Williams	28-217	Tennessee	Oct. 8, 2016
Trayveon Williams	12-153	vs. Arkansas	Sept. 24, 2016
Trayveon Williams	8-127	at Auburn	Sept. 17, 2012
Kyler Murray	20-156	South Carolina	Oct. 31, 2015
Kwami Etwi	12-116	Ball State	Sept. 12, 2015
Johnny Manziel	17-229	* vs Oklahoma	Jan. 4, 2013
Johnny Manziel	16-100	Sam Houston State	Nov. 17, 2012
Johnny Manziel	21-129	at Mississippi State	Nov. 3, 2012
Trey Williams	19-109	at Auburn	Oct. 27, 2012
Johnny Manziel	19-181	at Louisiana Tech	Oct. 13, 2012
Johnny Manziel	20-129	at Ole Miss	Oct. 6, 2012
Johnny Manziel	14-104	Arkansas	Sept. 29, 2012
Johnny Manziel	13-124	at SMU	Sept. 15, 2012
Christine Michael	11-116	Baylor	Nov. 21, 2009
Christine Michael	22-121	at Texas Tech	Oct. 24, 2009
Mike Goodson	10-127	Oklahoma	Nov. 4, 2006
Stephen McGee	24-108	Texas	Nov. 25, 2005
Jorvorskie Lane	17-104	Texas	Nov. 25, 2005
Jorvorskie Lane	22-139	Oklahoma State	Oct. 15, 2005
Courtney Lewis	26-120	Kansas	Nov. 1, 2003
Courtney Lewis	26-171	Oklahoma State	Oct. 25, 2003
Courtney Lewis	12-158	Baylor	Oct. 11, 2003
Courtney Lewis	16-105	Pittsburgh	Sept. 27, 2003
Courtney Lewis	16-100	Utah	Sept. 6, 2003
Derek Farmer	17-133	Iowa State	Oct. 27, 2001
Derek Farmer	20-100	Notre Dame	Sept. 29, 2001
Keith Joseph	21-105	at Wyoming	Sept. 6, 2001

PLAYER	ATT-YDS	OPPONENT	YEAR
Joe Weber	8-121	at Missouri	Nov. 13, 1999
Ja'Mar Toombs	23-111	at Oklahoma State	Oct. 31, 1998
Ja'Mar Toombs	10-110	Nebraska	Oct. 10, 1998
Danté Hall	14-108	at Texas	Nov. 29, 1996
Danté Hall	17-184	Texas Tech	Oct. 26, 1996
Danté Hall	14-101	Louisiana Tech	Oct. 5, 1996
D'Andre Hardeman	26-130	SMU	Oct. 14, 1995
Leeland McElroy	17-136	Missouri	Sept. 18, 1993
Greg Hill	19-115	at TCU	Nov. 7, 1991
Greg Hill	18-109	at Rice	Nov. 2, 1991
Greg Hill	25-160	Houston	Oct. 26, 1991
Greg Hill	24-137	at Texas Tech	Oct. 5, 1991
Greg Hill	25-125	at Tulsa	Sept. 21, 1991
Greg Hill	30-212	LSU	Sept. 14, 1991
Darren Lewis	16-194	at TCU	Oct. 21, 1987
Bucky Richardson	8-137	at Rice	Oct. 24, 1987
Darren Lewis	25-103	at Baylor	Oct. 17, 1987
Darren Lewis	6-103	vs Southern Miss	Sept. 26, 1987
Bucky Richardson	5-102	vs Southern Miss	Sept. 26, 1987
Roger Vick	18-110	at TCU	Nov. 19, 1983
Mike Mosley	20-180	* vs USC	Dec. 31, 1977
Mike Mosley	12-109	Houston	Dec. 3, 1977
Curtis Dickey	18-127	Texas Tech	Oct. 9, 1976
George Woodard	32-167	at Rice	Nov. 15, 1975
George Woodard	23-106	SMU	Nov. 8, 1975
George Woodard	24-101	Baylor	Oct. 25, 1975
George Woodard	6-106	at LSU	Sept. 20, 1975

* bowl game

TOP DEBUT GAMES

PLAYER	YARDS	OPPONENT	DATE
Greg Hill*	212	LSU	Sept. 14, 1991
Kwami Etwi	116	Ball State	Sept. 12, 2015
Bucky Richardson	102	vs USM	Sept. 26, 1987
Trayveon Williams	94	UCLA	Sept. 3, 2017
Christine Michael	93	New Mexico	Sept. 5, 2009
Rodney Thomas	81	LSU	Sept. 14, 1991

* NCAA freshman debut record

LONGEST RUNS

PLAYER	YARDS	OPPONENT	DATE
Christine Michael	97	* Baylor	Nov. 21, 2009
Trayveon Williams	89	at Auburn	Sept. 17, 2016
Courtney Lewis	86	Baylor	Nov. 11, 2003
Bucky Richardson	82	vs So. Miss	Sept. 26, 1987
Leeland McElroy	81	Houston	Oct. 9, 1993
Darren Lewis	80	at TCU	Nov. 21, 1987
Joe Weber	77	at Missouri	Nov. 13, 1999
Darren Lewis	77	vs So. Miss	Sept. 26, 1987
Danté Hall	74	Texas Tech	Oct. 26, 1996
Johnny Manziel	72	vs La. Tech	Oct. 1, 2012
Trayveon Williams	71	Tennessee	Oct. 8, 2016
Ja'Mar Toombs	71	Nebraska	Oct. 10, 1998

* school record

GAME TDs

PLAYER	NO.	OPPONENT	DATE
Leeland McElroy	3	at Missouri	Sept. 19, 1992



GREG HILL

PASSING

GAME YARDS

PLAYER	YDS	OPPONENT	DATE
Johnny Manziel	453	Arkansas	Sept. 29, 2012
Johnny Manziel	395	vs. La. Tech	Oct. 13, 2012
Johnny Manziel	372	Missouri	Nov. 24, 2012
Johnny Manziel	311	at Miss. St.	Nov. 3, 2012
Kyle Allen	294	vs West Virginia	Dec. 29, 2014
Johnny Manziel	294	at SMU	Sept. 15, 2012
Johnny Manziel	287	vs. Okla.	Jan. 4, 2013
Kevin Murray	280	at Rice	Oct. 22, 1983
Kyle Allen	277	at Auburn	Nov. 8, 2014
Corey Pullig	272	at Houston	Nov. 12, 1992
Kevin Murray	266	at Baylor	Oct. 15, 1983
Jeff Granger	255	at Tulsa	Sept. 21, 1991

GAME ATTEMPTS

PLAYER	ATT.	OPPONENT	YEAR
Johnny Manziel	56	LSU	Oct. 20, 2012
Kevin Murray	48	at Rice	Oct. 22, 1983
Johnny Manziel	44	Missouri	Nov. 24, 2012
Johnny Manziel	40	vs. La. Tech	Oct. 13, 2012
Kyler Murray	39	W. Carolina	Nov. 14, 2015
Johnny Manziel	38	Arkansas	Sept. 29, 2012

GAME COMPLETIONS

PLAYER	COMP	OPPONENT	DATE
Johnny Manziel	32	Missouri	Nov. 24, 2012
Johnny Manziel	30	at Miss. St.	Nov. 3, 2012
Johnny Manziel	29	Arkansas	Sept. 29, 2012
Johnny Manziel	29	LSU	Oct. 20, 2012
Craig Stump	29	Texas Tech	Oct. 6, 1984
Kevin Murray	25	at Rice	Oct. 22, 1983

GAME TD PASSES

PLAYER	TDS	OPPONENT	DATE
Kyle Allen	4	West Virginia	Dec. 29, 2014
Kyle Allen	4	at Auburn	Nov. 8, 2014
Johnny Manziel	4	at SMU	Sept. 15, 2012
Reggie McNeal	4	Oklahoma	Nov. 9, 2002
Kevin Murray	4	Arkansas	Nov. 12, 1983
Jeff Granger	4	at Tulsa	Sept. 21, 1991
Kyler Murray	3	W. Carolina	Nov. 14, 2015
Kevin Murray	3	at Rice	Oct. 22, 1983
Kevin Murray	3	Houston	Oct. 8, 1983
Johnny Manziel	3	Five times	

SEASON YARDS

PLAYER	YARDS	YEAR
Johnny Manziel	3,706	2012
Kevin Murray	1,544	1983
Kyle Allen	1,322	2014
Craig Stump	1,135	1984

SEASON ATTEMPTS

PLAYER	ATT	YEAR
Johnny Manziel	434	2012
Kevin Murray	249	1983
Kyle Allen	192	2014
Craig Stump	189	1984
Corey Pullig	126	1992

SEASON COMPLETIONS

PLAYER	COMP.	YEAR
Johnny Manziel	295	2012
Kevin Murray	132	1983
Kyle Allen	118	2014
Craig Stump	94	1984
Kyler Murray	72	2015
Corey Pullig	63	1992

SEASON TD PASSES

PLAYER	TDS	YEAR
Johnny Manziel	26	2012
Kyle Allen	16	2014
Kevin Murray	14	1983
Craig Stump	10	1984
Reggie McNeal	6	2002
Kyler Murray	5	2015
Jeff Granger	5	1991

LONGEST PASS PLAY

PLAYER	YDS	OPPONENT	DATE
Johnny Manziel	89	Sam Houston St.	Nov. 17, 2012
Johnny Manziel	80	Arkansas	Sept. 29, 2012
Johnny Manziel	75	vs. LA Tech	Oct. 13, 2012
Lance Pavlas	69	vs Southern Miss	Sept. 26, 1987
Reggie McNeal	61	Oklahoma	Nov. 9, 2002
Jeff Granger	61	at Tulsa	Sept. 21, 1991
Kyle Allen	60	at Auburn	Nov. 8, 2014
Johnny Manziel	58	Arkansas	Sept. 29, 2012
Corey Pullig	58	Rice	Oct. 17, 1992
Kyle Allen	56	Missouri	Nov. 15, 2014
Johnny Manziel	55	vs. La. Tech	Oct. 13, 2012
Kyle Allen	50	at SMU	Sept. 20, 2014
Johnny Manziel	50	at Auburn	Oct. 27, 2012
Craig Stump	48	at SMU	Nov. 3, 1984
Corey Pullig	46	at Texas	Nov. 26, 1992
Kyle Allen	44	West Virginia	Dec. 29, 2014
Kevin Murray	44	at Baylor	Oct. 15, 1983

RECEIVING

SINGLE GAME YARDS

PLAYER	YDS	OPPONENT	DATE
Ryan Tannehill	210	Kansas State	Oct. 11, 2008
Christian Kirk	173	vs Arkansas	Sept 26, 2015
Uzoma Nwachukwu	141	Oklahoma State	Oct. 10, 2009
Terrence Murphy	146	at Colorado	Oct. 13, 2001
Mike Evans	137	vs Louisiana Tech	Oct. 13, 2012
Uzoma Nwachukwu	136	at Kansas State	Oct. 17, 2009
Kerry Franks	128	Wyoming	Sept. 11, 2004
Mike Evans	123	at SMU	Sept. 15, 2012
Christian Kirk	122	Western Carolina	Nov 14, 2015
Christian Kirk	120	Nevada	Sept 9, 2015
Brandal Jackson	118	vs Arkansas	Oct. 3, 2009
Thomas Johnson	108	Arkansas	Sept. 29, 2012
Ryan Matthews	108	at TCU	Nov. 7, 1991
Terrence Murphy	107	at K-State	Oct. 20, 2001
Christian Kirk	106	vs Arizona State	Sept. 5, 2015
Speedy Noil	105	Ole Miss	Oct. 11, 2014
Mike Evans	105	at Ole Miss	Oct. 6, 2012
Ryan Tannehill	104	Texas Tech	Oct. 18, 2008
Uzoma Nwachukwu	101	Utah State	Sept. 19, 2009

SINGLE GAME TOUCHDOWNS

PLAYER	TDS	OPPONENT	DATE
Uzoma Nwachukwu	3	Utah State	Sept. 19, 2009
Nine Players	2		

SINGLE GAME RECEPTIONS

PLAYER	REC.	OPPONENT	DATE
Ryan Tannehill	12	Kansas State	Oct. 11, 2008
Speedy Noil	11	Ole Miss	Oct. 11, 2014
Christian Kirk	10	vs Louisville	Dec 30, 2015
Ricky Seals-Jones	10	Mississippi State	Oct. 4, 2014
Terrence Murphy	10	at Colorado	Oct. 13, 2001
Mike Evans	9	Mississippi St.	Nov. 3, 2012
Christian Kirk	9	Western Carolina	Nov. 14, 2015

SEASON YARDS

PLAYER	YARDS	YEAR
Mike Evans	1,105	2012
Christian Kirk	1,009	2015
Ryan Tannehill	844	2008
Uzoma Nwachukwu	670	2009
Jeff Fuller	630	2008
Speedy Noil	583	2014
Brian Mitchell	519	1991
Terrence Murphy	518	2001
Ricky Seals-Jones	465	2014
Richard Osborne	440	1972

SEASON TOUCHDOWNS

PLAYER	TDS	YEAR
Jeff Fuller	9	2008
Christian Kirk	7	2015
Uzoma Nwachukwu	6	2009
Speedy Noil	5	2014
Mike Evans	5	2012
Ryan Tannehill	5	2008
Ricky Seals-Jones	4	2014
Leeland McElroy	4	1993
Brian Mitchell	4	1991

SEASON RECEPTIONS

PLAYER	REC.	YEAR
Mike Evans	82	2012
Christian Kirk	80	2015
Ryan Tannehill	55	2008
Jeff Fuller	50	2008
Ricky Seals-Jones	49	2014
Speedy Noil	46	2014
Uzoma Nwachukwu	37	2009
Terrence Murphy	36	2001
Terrence Murphy	36	2001

LONGEST RECEPTIONS

PLAYER	REC.	OPPONENT	DATE
Kerry Franks	84	Wyoming	Sept. 11, 2004
Ricky Seals-Jones	75	vs Rice	Aug. 31, 2013
Mike Evans	75	vs Louisiana Tech	Oct. 13, 2012
Christian Kirk	66	vs Arizona State	Sept. 5, 2015
Uzoma Nwachukwu	66	at Kansas State	Oct. 17, 2009
Brian Mitchell	61	at Tulsa	Sept. 22, 1991
Brandal Jackson	60	vs Arkansas	Oct. 3, 2009
Jeff Fuller	59	Colorado	Nov. 1, 2008
Thomas Johnson	58	Arkansas	Sept. 29, 2012
Leeland McElroy	58	LSU	Sept. 4, 1993
Christian Kirk	57	Arkansas	Sept. 26, 2015
Sirr Parker	56	SMU	Oct. 14, 1995
Trey Williams	55	vs Louisiana Tech	Oct. 13, 2012
Ryan Tannehill	55	Oklahoma	Nov. 8, 2008
Ryan Tannehill	55	Kansas State	Oct. 11, 2008
Tony Thompson	52	Tulsa	Sept. 28, 1985
Uzoma Nwachukwu	50	Utah State	Sept. 19, 2009
Christian Kirk	48	Nevada	Sept. 18, 2015
Brian Mitchell	48	Houston	Oct. 26, 1991
Brian Mitchell	47	at Baylor	Oct. 19, 1991
Brian Mitchell	47	at Rice	Nov. 2, 1991
Terrence Murphy	45	Notre Dame	Sept. 29, 2001
Speedy Noil	44	Lamar	Sept. 6, 2014
Kenric McNeal	44	New Mexico	Sept. 5, 2009
Terrence Murphy	44	at Kansas State	Oct. 20, 2001

RECORDS

ALL-PURPOSE / SCORING

ALL-PURPOSE SEASON YARDS

PLAYER	TOTAL	YEAR
Christian Kirk	1,789	2015
Cyrus Gray	1,592	2008
Danté Hall	1,551	1996
Leeland McElroy	1,427	1993
Speedy Noil	1,418	2014
Johnny Manziel	1,410	2012
Greg Hill	1,318	1991
Trayveon Williams	1,230	2016
Courtney Lewis	1,115	2003
Mike Evans	1,105	2012
Trey Williams	1,104	2012
Christine Michael	1,034	2009
Curtis Dickey	1,020	1976

SCORING SEASON POINTS

PLAYER	PTS.	YEAR
Johnny Manziel, qb	126	2012
Taylor Bertolet, K	106	2012
Terry Venetoulis, K	87	1990
Leeland McElroy, rb	84	1993
Kyle Bryant, K	82	1994
Greg Hill, rb	72	1991
Todd Pegram, K	68	2002
Tony Franklin, K	63	1975

SEASON FIELD GOALS

PLAYER	FG-ATT.	PCT.	YEAR
Kyle Bryant	17-25	.680	1994
Taylor Bertolet	13-22	.591	2012
Todd Pegram	12-21	.571	2002
Tony Franklin	12-28	.429	1975

LONGEST FIELD GOAL

PLAYER	LG	OPPONENT	DATE
Kyle Bryant	61	Southern Miss	Sept. 24, 1994
Tony Franklin	59	at Rice	Nov. 15, 1975
Taylor Bertolet	54	vs La. Tech	Oct. 13, 2012
Taylor Bertolet	50	LSU	Oct. 20, 2012

SEASON EXTRA POINTS

PLAYER	PAT-ATT	YEAR
Taylor Bertolet	67-74	2012
Scott Slater	37-38	1986
Todd Pegram	32-22	2002

KYLE BRYANT



DEFENSE



DAT NGUYEN

SEASON SACKS

PLAYER	SACKS	YEAR
Myles Garrett	11.5	2014
Damontre Moore	5.5	2010
Sam Adams	5.5	1991
Aaron Wallace	5	1986
Alex Morris	4	1985
Kevin Tucker	3.5	1989

SEASON TFLs*

PLAYER	TACKLES	YEAR
Daylor Mack	9.5	2015
Brian Gamble	8	1999
Dat Nguyen	7	1995
Richard Moore	6.5	2015
Darian Claiborne	5.5	2013
Sam Adams	5	1991
John Roper	5	1985
Alex Morris	5	1985
Jason Jack	4	2004
Kevin Tucker	4	1989

* -- Does not include sacks

SEASON TACKLES

PLAYER	TACKLES	YEAR
Mike Little	105	1978
Dat Nguyen	94	1995
Darian Claiborne	89	2013
Erik Mayes	69	2004
Jaxson Appel	69	2002
Domingo Bryant	66	1982
Trent Hunter	65	2008
Kyle Mangan	63	2009
Japhus Brown	62	2004
Brian Gamble	60	1999
Sammy O'Brient	58	1984
Armani Watts	48	2014
Jason Jack	48	2004
Ray Childress	45	1981

SEASON INTs

PLAYER	INTS	YEAR
Jaxson Appel	4	2002
Armani Watts	3	2014
Trent Hunter	3	2008
Japhus Brown	3	2004

SEASON SOLOS

PLAYER	TACKLES	YEAR
Dat Nguyen	65	1995
Jaxson Appel	49	2002
Trent Hunter	46	2008
Erik Mayes	42	2004
Armani Watts	38	2014
Brian Gamble	36	1999
Domingo Bryant	36	1982
Japhus Brown	33	2004
Jerry Bullitt	31	1980
Darian Claiborne	29	2013
Myles Garrett	29	2014
Ray Childress	29	1981
John Roper	28	1985
Kyle Mangan	26	2009
Warrick Holdman	26	1995
Rod Saddler	26	1983
Sammy O'Brient	25	1984
Sam Adams	24	1991

MOST PASS BREAKUPS

PLAYER	PBUS	YEAR
Sean Weston	15	2000
Armani Watts	9	2014
Erik Mayes	8	2004
Danny Gorrer	7	2005
Julien Obioha	6	2012
Several with 5		

TEAM RECORDS

TOTAL OFFENSE

GAME YARDS

YDS	PLAYS	OPPONENT	DATE
774	76	Louisiana-Lafayette	Sept. 15, 1990
719	73	Baylor	Oct. 11, 2003
716	79	Arkansas	Sept. 29, 2012
714	87	Sam Houston State	Sept. 13, 2013
714	62	SMU	Sept. 17, 2005
705	103	TCU	Nov. 22, 1986
702	84	Tulsa	Sept. 28, 1985
693	97	at Mississippi State	Oct. 3, 2012
687	91	at TCU	Nov. 19, 1977
681	83	Baylor	Oct. 15, 2011
680	99	South Carolina	Aug. 28, 2014
678	86	vs Louisiana Tech	Oct. 13, 2012
672	87	Prairie View	Sept. 10, 2016
671	81	at Auburn	Oct. 27, 2012
670	84	at SMU	Nov. 3, 1990
663	68	at SMU	Sept. 20, 2014
647	92	Missouri	Nov. 24, 2012
633	66	vs Oklahoma	Jan. 4, 2012
630	78	Lamar	Sept. 6, 2014
628	71	Alabama	Sept. 14, 2013
628	89	vs Arkansas	Oct. 1, 2011
624	95	North Texas	Sept. 21, 1996

Most Yards, Season7,2612012
Most Avg. Yds/Game558.52012
Most Avg. Yds/Play, Game10.2Sept. 15, 1990
 vs. Louisiana-Lafayette
Fewest Total Yards, Game12Oct. 25, 1930
 vs. TCU

GAME PLAYS

PLYS	YDS	OPPONENT	DATE
106	535	at Oklahoma State	Sept. 30, 2010
103	705	TCU	Nov. 22, 1986
99	680	South Carolina	Aug. 28, 2014
99	500	Missouri	Oct. 29, 2011
99	539	Stephen F. Austin	Sept. 4, 2011
98	442	at Houston	Oct. 8, 1988
97	693	at Mississippi St.	Nov. 3, 2012
97	447	Colorado	Sept. 28, 1996
95	624	North Texas	Sept. 21, 1996
94	410	LSU	Oct. 20, 2012
94	469	La. Tech	Sept. 25, 1982
94	522	Texas Tech	Oct. 4, 1986
94	423	Louisiana-Lafayette	Aug. 31, 2002

Fewest Plays, Game29Nov. 10, 1945
 vs. SMU
Most Plays, Season1,0442011
 507 run/537 pass 13 games

GAME FIRST DOWNS

NO.	OPPONENT	DATE
39	South Carolina	Aug. 28, 2014
38	Sam Houston State	Sept. 7, 2013
38	TCU	Nov. 22, 1986
36	Western Carolina	Nov. 14, 2015
35	Baylor	Oct. 15, 2011
35	Prairie View	Sept. 10, 2016
35	Texas Tech	Oct. 30, 2010
34	at Texas Tech	Oct. 24, 2009
33	Ole Miss	Oct. 12, 2013
33	Stephen F. Austin	Sept. 4, 2010
33	Southwestern Louisiana	Sept. 15, 1990
33	at TCU	Nov. 7, 1991
32	Baylor	Oct. 11, 2003
32	Tulsa	Sept. 28, 1985
32	at SMU	Nov. 3, 1990

Fewest First Downs, Game0Oct.25, 1930
 vs. TCU
Most First Downs, Season3712012

RUSHING

GAME YARDS

YDS	ATT.	OPPONENT	DATE
606	85	at TCU	Nov. 19, 1977
555	70	at SMU	Nov. 3, 1990
526	79	Rice	Oct. 23, 1976
526	59	Louisiana-Lafayette	Sept. 15, 1990
523	79	Memphis	Sept. 30, 1978
518	61	TCU	Nov. 20, 1976
437	49	Baylor	Oct. 11, 2003
434	61	Clemson	Sept. 14, 1974
432	66	SMU	Nov. 10, 1973
425	54	La. Tech	Oct. 5, 1996
417	73	at LSU	Sept. 21, 1974
409	63	LSU	Sept. 14, 1991

Most Yards, Season3,8291990
Fewest Yards, Season7311965
Most Avg. Yds/Game319.11990
Most Avg. Yds/Play, Game9.9Sept. 24, 2016
 vs. Arkansas
Most Average Yards Per Carry, Season5.92012

GAME ATTEMPTS

ATT.	YDS	OPPONENT	DATE
85	606	at TCU	Nov. 19, 1977
79	378	at Rice	Nov. 15, 1975
79	526	Rice	Oct. 23, 1976
79	523	Memphis	Sept. 30, 1978
78	349	at SMU	Oct. 30, 1976

Most Attempts, Season7091977
Fewest Attempts, Game15Nov. 8, 1947
 vs. SMU

GAME FIRST DOWNS

NO.	OPPONENT	DATE
28	Oklahoma	Jan. 4, 2013
28	at SMU	Nov. 3, 1990
25	at TCU	Nov. 19, 1977
24	Rice	Oct. 23, 1976
24	Rice	Oct. 28, 1978
23	Texas Tech	Oct. 1, 1988
21	at Auburn	Oct. 27, 2012

Most First Downs, Season1961990
Fewest First Downs, Game0Oct. 25, 1930
 vs. TCU

GAME TOUCHDOWNS

TDS	OPPONENT	DATE
11	Miami (Fla.)	Dec. 8, 1944
8	SMU	Sept. 17, 2005
8	Baylor	Oct. 11, 2003

SCORING

GAME POINTS

PTS	OPPONENT	YEAR
110	Daniel Baker	Oct. 1, 1920
98	Dallas University	Oct. 12, 1917
77	Sam Houston State	Oct. 23, 1925
77	Sam Houston State	Oct. 3, 1919
77	Mo. School of Mines	Nov. 17, 1916
74	TCU	Nov. 22, 1986
73	Lamar	Sept. 6, 2014
73	Baylor	Oct. 11, 2003
73	Missouri	Sept. 18, 1993
70	South Carolina St.	Sept. 22, 2012
70	at Miami (Fla.)	Dec. 8, 1944
69	vs Sewanee	Oct. 6, 1928
67	Prairie View	Sept. 10, 2016
66	Southwestern Louisiana	Sept. 20, 1997

66	Austin College	Oct. 5, 1917
65	Sam Houston State	Sept. 7, 2013
65	SMU	Sept. 17, 2005
65	SMU	Sept. 17, 1991
65	vs BYU (Holiday Bowl)	Dec. 29, 1990

Most Points, Season5782012

GAME TOUCHDOWNS

(since 1944 only)

NO.	OPPONENT	YEAR
11	at Miami (Fla.)	Dec. 8, 1944
10	Lamar	Sept. 6, 2014
10	South Carolina State	Sept. 22, 2012
10	TCU	Nov. 22, 1986
10	Baylor	Oct. 11, 2003
10	Missouri	Sept. 18, 1993
9	at Auburn	Oct. 127, 2012
9	SMU	Sept. 17, 1991
9	vs BYU (Holiday Bowl)	Dec. 29, 1990
9	Southwestern Louisiana	Sept. 15, 1990
9	SMU	Nov. 4, 1989

Most Touchdowns, Season782012

PASSING

MOST YARDS, GAME

YDS	OPPONENT	DATE
511	at South Carolina	Aug. 28, 2014
500	Sam Houston State	Sept. 7, 2013
498	Arkansas	Sept. 29, 2012
469	Auburn	Oct. 19, 2013
464	Alabama	Sept. 14, 2013
449	Texas Tech	Oct. 30, 2010
446	Mississippi State	Nov. 9, 2013
428	at Kansas	Oct. 19, 2002
419	Kansas State	Oct. 11, 2008
415	Baylor	Oct. 15, 2011
410	Missouri	Nov. 24, 2012
409	at Oklahoma State	Sept. 30, 2010
405	Lamar	Sept. 6, 2014
405	SMU	Sept. 17, 2005
401	Ole Miss	Oct. 11, 2014
395	SMU	Sept. 20, 2014
395	Prairie View	Sept. 10, 2016
395	Louisiana Tech	Oct. 13, 2012
389	Tulsa	Sept. 18, 1999
386	Arkansas	Sept. 27, 2014
385	Colorado	Sept. 28, 1996
382	vs. Duke	Dec. 31, 2013
381	at Iowa State	Oct. 25, 2008
380	SMU	Sept. 15, 2012

Most Yards, Season4,5932013
Fewest Yards, Season3361960
Fewest Yards, Game0Sept. 18, 1954
 vs. Texas Tech

GAME COMPLETIONS

NO.	YDS	OPPONENT	DATE
44	511	at South Carolina	Aug. 28, 2014
42	401	Ole Miss	Oct. 11, 2014
40	409	at Oklahoma State	Sept. 30, 2010
37	365	at Mississippi State	Oct. 4, 2014
36	449	Texas Tech	Oct. 30, 2010
35	410	Missouri	Nov. 24, 2012
35	317	Missouri	Oct. 29, 2011
34	500	Sam Houston State	Sept. 7, 2013
34	498	Arkansas	Sept. 29, 2012
34	385	Colorado	Sept. 28, 1996
33	298	TCU	Nov. 20, 1982
32	332	at Mississippi State	Nov. 3, 2012
32	379	Oklahoma	Nov. 5, 2011
32	361	New Mexico	Sept. 5, 2009
32	376	at SMU	Nov. 9, 1968
31	347	SFA	Sept. 4, 2010
31	381	at Iowa State	Oct. 25, 2008

30	310	vs. Kansas State	Dec. 28, 1916
30	377	Idaho	Sept. 12, 2011
30	345	vs. Arkansas	Oct. 3, 2009
30	341	at Wyoming	Sept. 6, 2001
30	334	at Colorado	Oct. 13, 2001

Most Completions, Season3392013

Fewest Completions, Season331960

GAME ATTEMPTS

ATT.	YDS	OPPONENT	DATE
64	385	Colorado	Sept. 28, 1996
63	379	at Oklahoma	Nov. 5, 2011
62	365	at Mississippi State	Oct. 4, 2014
62	409	at Oklahoma State	Sept. 30, 2010
60	511	at South Carolina	Aug. 28, 2014
58	345	vs. Arkansas	Oct. 3, 2009
58	376	at SMU	Nov. 9, 1968
55	319	Arkansas	Nov. 2, 1968
53	401	Ole Miss	Oct. 11, 2014
53	317	Missouri	Oct. 29, 2011
51	252	Oklahoma	Nov. 8, 2008
50	449	Texas Tech	Oct. 30, 2010
50	334	at Colorado	Oct. 13, 2001

GAME INTS THROWN

NO.	OPPONENT	YEAR
7	Texas	Nov. 25, 1943
7	at Rice	Nov. 14, 1953
5	at Oklahoma State	Sept. 30, 2010
5	at Oklahoma	Sept. 11, 1993
5	vs Ohio State	Jan. 1, 1987
5	at LSU	Sept. 13, 1986
5	at Texas	Nov. 28, 1968
5	at LSU	Oct. 9, 1948

Most Passes Had Intercepted, Season ..301941
Fewest Passes Had Intercepted, Season41956, 1997, 2004, 2006
Most Passes Thrown Without an Interception2292009

GAME FIRST DOWNS

NO.	OPPONENT	YEAR
28	at South Carolina	Aug. 28, 2014
23	Sam Houston State	Sept. 7, 2013
22	Arkansas	Sept. 29, 2012
22	at SMU	Nov. 9, 1968
21	Ole Miss	Oct. 11, 2014
21	Mississippi State	Nov. 9, 2013
21	Missouri	Nov. 24, 2012
20	vs. Duke	Dec. 31, 2013
20	Missouri	Oct. 29, 2011
20	at Oklahoma	Nov. 5, 2011
20	at Oklahoma State	Sept. 30, 2010
20	Texas Tech	Oct. 30, 2010

Most First Downs, Season2042013

OTHER PASS RECORDS

Most Touchdowns, Game7Oct. 5, 2002
 vs. Texas Tech
Most Touchdowns, Season402013
Best Completion Pct., Game (10 att.)
90.5%Nov. 14, 1981
 vs. Arkansas 19-of-21
Best Completion Pct., Season69.32013

SPECIAL TEAMS

FIELD GOALS/EXTRA POINTS

Most Field Goals, Game
 6.....at Vanderbilt..... Nov. 20, 2015
 6.....vs. Arkansas State.....Sept. 17, 1983

Most Field Goals, Season.....29.....2011

Most Extra Points, Game
 10.....vs. Missouri.....Sept. 18, 1993
 vs. Baylor.....Oct. 11, 2003
 vs. Lamar.....Sept. 6, 2014

Most Extra Points, Season.....69.....2012

Consecutive Extra Points.....204.....2013-

PUNT RETURNS

Most Returns, Game
 13.....at LSU.....Sept. 20, 1975

Most Returns, Season.....69.....1943

Most Yards, Game
 319.....at NTAC, Arlington.....Oct. 23, 1943

Most Yards, Season.....933.....1941

Best Return Average, Season.....25.4.....2016

Most Touchdowns, Game.....2.....2016

Most Touchdowns, Season.....4.....1987, 2016

KICKOFF RETURNS

Most Returns, Game.....10.....three times
 (last at Oklahoma, Nov. 14, 2009)

Most Yards, Game
 319.....vs. Oklahoma.....Nov. 8, 2008

Best Return Average, Season.....31.2.....1993

PUNTING

Most Punts, Game
 17.....vs. SMU.....Nov. 10, 1945

Fewest Punts, Game
 0.....vs. Baylor.....Oct. 15, 2011
 vs. Kansas.....Nov. 19, 2011
 vs. Iowa State.....Oct. 31, 2009
 vs. La.-Monroe.....Sept. 15, 2007
 vs. Rice.....Oct. 27, 1990
 vs. Southwestern La.....Sept. 15, 1990

Most Punts, Season.....92.....1946

Best Average, Game
 62.7.....Rice (3 punts).....Aug. 31, 2013

Best Average, Season.....47.4.....2015, 2013



MISCELLANEOUS

FUMBLES LOST

Most Fumbles, Game
 10.....vs. Ellington Field.....Sept. 22, 1945
 at Texas.....Nov. 25, 1954

Most Fumbles Lost, Game
 9.....vs. Ellington Field.....Sept. 22, 1945

Most Fumbles, Season.....50.....1973

Most Fumbles Lost, Season.....31.....1974

PENALTIES

Most Penalties, Game
 19.....vs. Louisiana Tech.....Oct. 13, 2012

Most Penalties, Season.....108.....1995

Most Yards Penalized, Game
 167.....vs. Texas Tech.....Sept. 24, 1949
 14 penalties

Most Yards Penalized, Season.....895.....1991

Fewest Penalties, Game.....0.....many times
 (last vs. Texas Tech, Oct. 3, 1992)

Fewest Penalties, Season.....27.....1937

Fewest Yards Penalized, Season
 200.....31 penalties.....1948

Most First Downs
 6.....vs. Missouri.....Nov. 16, 2002

OTHER

Most Consecutive
Games Won.....20.....1938-40

SWC Games Won.....26.....1991-95

Big 12 Games Won.....11.....1997-98

SEC Games Won.....5.....2012

Games Unbeaten.....20.....1938-40
 (incl. ties) (all wins)

SWC Games Unbeaten.....29.....1991-95
 (incl. ties) (all wins)

Home Games Unbeaten.....35.....1989-95
 (incl. ties)

Home Games Won.....31.....1990-95

Unbeaten SWC Seasons
 10.....1917, 19, 21, 27, 39, 56, 91, 92, 93, 94

Untied, Unbeaten Seasons
 3.....1917, 1919, 1939

Unbeaten Seasons (with ties)
 3.....1927, 1956, 1994

National Championship Teams
 3.....1919, 1927, 1939

SWC Titles Won or Shared.....17

Big 12 Titles.....1.....1998

Big 12 South Division Titles
 3.....1997, 1998, 2010

Consecutive Shutouts
 19.....1918-1920 (SWC record)

Consecutive Games Not Shutout
 142.....Sept. 24, 1988-Nov. 6, 1999

Bowl Appearances.....38.....17-21

Bowl Championship Series Appearances
 1.....1999 Sugar

Worst Defeat
 77-0.....at Oklahoma.....Nov. 8, 2003

Worst Defeat, SWC
 52-14.....at Texas.....Nov. 26, 1970

Worst Defeat, Big 12
 77-0.....at Oklahoma.....Nov. 8, 2003

DEFENSE

RUSHING

Fewest Rushes Allowed, Game
 14.....at Houston.....Nov. 12, 1992

Fewest Rushes Allowed, Season.....272.....1939

Fewest Yards Allowed, Game
 -58.....vs. TCU.....Oct. 19, 1974

Fewest Yards Allowed, Season
 399.....(9 games).....1940

Lowest Average Allowed
 Per Rush, Season.....1.3.....1940

Lowest Average Allowed
 Per Game.....41.5.....1939

PASSING

Fewest Completions Allowed, Game
 0.....vs. Ellington Field.....Sept. 22, 1945
 vs. Oklahoma A&M.....Sept. 25, 1954
 vs. Arkansas.....Nov. 3, 1956
 vs. Texas.....Nov. 22, 1973
 at SMU.....Nov. 9, 1974
 vs. Arkansas.....Nov. 16, 1991

Fewest Completions Allowed, Season
 33.....(138 att.).....* 1943

Fewest Yards Allowed, Game
 0.....same six opponents as above

Fewest Yards Allowed
 Season.....348.....* 1939

Fewest TD Passes Allowed
 Season.....0.....* 1957

Lowest Completion Percentage
 Allowed.....(33 of 138).....23.9.....* 1943

Lowest Average Allowed
 Per Game.....34.8.....1939

Most Interceptions, Game
 7.....vs. Utah.....Nov. 14, 1936

Most Interceptions, Season.....27.....1967

* SWC record

QB SACKS

Most Sacks, Season.....56.....1991

Most Sack Yardage, Season.....388.....1991

Most Average Sacks Per Game.....5.1.....1991

TOTAL OFFENSE

Fewest Plays Allowed, Game
 38.....vs. Ellington Field.....Sept. 22, 1945

Fewest Plays Allowed, Season.....447.....* 1939

Fewest Avg Yds Allowed, Play
 1.71.....(447-763) (NCAA record).....* 1939

Fewest Yds Allowed, Game
 -19.....vs. Ellington Field.....* Sept. 22, 1945

Fewest Yards Allowed, Season.....763.....* 1939

Lowest Average Allowed
 Season:.....76.3.....1939

Fewest First Downs Allowed, Game
 0.....vs. Ellington Field.....Sept. 22, 1945

Fewest First Downs Allowed, Season.....54.....* 1939

* SWC record

PUNTING

Most Punts Forced, Game
 17.....at Texas Tech.....* Oct. 2, 1943

Most Punts Forced, Season.....114.....1939

Lowest Average Punt, Game (min. five)
 22.1.....TCU (9 for 199).....Oct. 14, 1944

Lowest Average Punt, Season.....34.4.....1949

Most Punts Blocked, Season.....5.....1941

Lowest Punt Return Average
 Allowed, Season:.....1.3.....1973

Fewest Punt Returns
 Allowed, Season.....11 (52 punts).....1978

Fewest Punt Return
 Yards Allowed, Season.....57 (11 returns).....1978

* SWC record

KICKOFF RETURNS

Lowest Average Return
 Allowed, Season:.....13.9.....1955
 (12th Man Kickoff Team).....13.1.....1983

SCORING

Fewest Points Allowed, Season.....0 (8 games).....1917
 (10 games).....* 1919

Shutouts, Season.....10.....* 1919

* SWC record

FUMBLES

Most Fumbles Recovered, Game
 7.....vs. Baylor.....Oct. 16, 1982

Most Fumbles Recovered, Season.....29.....* 1952

* SWC record



CYRUS GRAY

OPPONENT RECORDS

INDIVIDUAL

Most Rushing Yards

285	Derrius Guice	LSU	Nov. 24, 2016
283	Cedric Benson	Texas	Nov. 28, 2003
259	Ricky Williams	Texas	Nov. 27, 1998
244	Mike Richardson	SMU	Nov. 9, 1968

Most Rushing Attempts

44	Ricky Williams	Texas	Nov. 27, 1998
39	Mike Richardson	SMU	Nov. 9, 1968
39	Troy Davis	Iowa State	Oct. 12, 1996

Highest Avg/Carry

17.7	Jim Benglis (6-106)	LSU	Sept. 18, 1971
------	---------------------	-----	----------------

Most Completions

49	Kliff Kingsbury	Texas Tech	Oct. 5, 2002
----	-----------------	------------	--------------

Most Attempts

66	Seth Doege	Texas Tech	Oct. 8, 2011
----	------------	------------	--------------

Most Passing Yards

536	Steve Sarkisian	BYU	Aug. 24, 1996
-----	-----------------	-----	---------------

Most Touchdown Passes

8	B.J. Symons	Texas Tech	Oct. 4, 2003
---	-------------	------------	--------------

Longest Pass Play Yards

90	Ernest Hawkins to Cal Steveson	Texas Tech	Sept. 25, 1948
----	--------------------------------	------------	----------------

Most Consecutive Completions

14	Kliff Kingsbury	Texas Tech	Oct. 5, 2002
----	-----------------	------------	--------------

Most Interceptions Thrown

7	Ricky Bridges	TCU	Oct. 15, 1966
---	---------------	-----	---------------

Total Offense Yards

536	Steve Sarkisian	BYU	Aug. 24, 1996 (536 pass, 0 run)
-----	-----------------	-----	------------------------------------

Pass Receptions

21	Quinton Patton	Louisiana Tech	Oct. 13, 2012 (233 yds.)
----	----------------	----------------	-----------------------------

Receiving Yards

281	Jarius Wright	Arkansas	Oct. 1, 2010 (13 receptions)
-----	---------------	----------	---------------------------------

TD Receptions

4	Quinton Patton	Louisiana Tech	Oct. 13, 2012
4	Jermaine Gresham	Oklahoma	Nov. 3, 2007
4	Todd Blythe	Iowa State	Oct. 29, 2005
3	Lyle Leong	Texas Tech	Oct. 30, 2010
3	Terrence Toliver	LSU	Jan. 7, 2010
3	Dez Bryant	Oklahoma State	Oct. 4, 2008
3	Bear Pascoe	Fresno State	Sept. 8, 2007
3	Robert Johnson	Texas Tech	Sept. 30, 2006
3	Mark Clayton	Oklahoma	Nov. 8, 2003
3	Nehemiah Glover	Texas Tech	Oct. 4, 2003
3	Larry Fitzgerald	Pittsburgh	Sept. 27, 2003
3	Lawrence Elkins	Baylor	Oct. 26, 1963

Most All-Purpose Yards

327	Wes Welker	Texas Tech	Oct. 5, 2002
-----	------------	------------	--------------

Most Points Scored

30	Collin Klein	Kansas State	Nov. 12, 2011
----	--------------	--------------	---------------

TDs Scored

5	Collin Klein (5 run)	Kansas State	Nov. 12, 2011
---	----------------------	--------------	---------------

Most Tackles

31	Putt Choate	SMU	Oct. 30, 1976
----	-------------	-----	---------------

Most Interceptions

5	Wear Schoonover	Arkansas	Oct. 26, 1929
---	-----------------	----------	---------------

Most INT Return Yards

119	Eddie Jackson (2 int.)	Alabama	Oct. 17, 2015
-----	------------------------	---------	---------------

Longest INT Return

95	Bill Kosch	Nebraska	Sept. 25, 1971
----	------------	----------	----------------

Most Field Goals

6	Jad Dean	Clemson	Sept. 3, 2005
---	----------	---------	---------------

Longest Field Goal Yards

59	Russell Erleben	Texas	Dec. 2, 1978
----	-----------------	-------	--------------

Best Punting Avg Yards

56.5	Cody Mandell (2 punts)	Alabama	Nov. 10, 2012
------	------------------------	---------	---------------

Longest Punt

81	Danny Thomas	SMU	Nov. 7, 1964
81	Mitch Tyner	Clemson	Oct. 6, 1973

Most Punt Returns

10	Doak Walker (138 yds.)	SMU	Nov. 10, 1945
----	------------------------	-----	---------------

Most Punt Return Yds

166	Wes Welker (6 ret.)	Texas Tech	Oct. 5, 2002
-----	---------------------	------------	--------------

Longest Punt Return

88	Wes Welker	Texas Tech	Oct. 5, 2002
----	------------	------------	--------------

Most Kickoff Ret. Yards

171	James Dixon (5 ret.)	Houston	Oct. 10, 1987
-----	----------------------	---------	---------------

Longest Kickoff Return

100	Kyle Rote	SMU	Nov. 5, 1949
-----	-----------	-----	--------------

Most Tandem Yards

293	Mike Richardson	SMU	Nov. 9, 1968
-----	-----------------	-----	--------------

TEXAS A&M WINNING STREAKS

WINNING STREAKS

GM	YEARS	ENDED BY	SCORE
20	1938-40	Texas	0- 7
14	1956-57	Rice	6- 7
13	1917-18	Texas	0- 7
12	1992	Notre Dame	3-28
12	1919-20	LSU	0- 0
10	1998	Texas	24-26
10	1909-10	Arkansas	0- 5
10	1975	Arkansas	6-31
10	1976-77	Michigan	3-41
9	1911-12	Kansas State	10-13
9	1914-15	Rice	0- 7
9	1940-41	Texas	0-23
9	1991	Florida State	2-10
9	1993	Notre Dame	21-24

UNBEATEN STREAKS

GM	W	T	YEARS	ENDED BY	SCORE
19	17	2	1918-20	Texas	3- 7
18	17	1	1956-57	Rice	6- 7
13	12	1	1994-95	Colorado	21-29
12	12	0	1992	Notre Dame	3-28
12	10	2	1902-03	Oklahoma	0- 6
12	11	1	1927-28	Centenary	0- 6
10	10	0	1998	Texas	24-26
9	9	0	1993	Notre Dame	21-24
9	9	0	1991	Florida State	2-10
9	8	1	1942-43	Texas	13-27

UNBEATEN STREAKS (REGULAR SEASON ONLY)

GM	W	T	YEARS	ENDED BY	SCORE
23	23	0	1991-93	Oklahoma	14-44
19	19	0	1938-40	Texas	0- 7
19	17	2	1918-20	Texas	3- 7
18	17	1	1956-57	Rice	6- 7
13	12	1	1994-95	Colorado	21-29
12	12	0	1992	Notre Dame	3-28
12	11	1	1927-28	Centenary	0- 6
12	10	2	1902-03	Oklahoma	0- 6

WINNING STREAKS IN BIG 12 PLAY (REGULAR SEASON ONLY)

GM	YEARS	ENDED BY	SCORE
11	1997-98	Texas	24-26
6	2010-11	Oklahoma State	29-30

WINNING STREAKS IN SWC PLAY

GM	YEARS	ENDED BY	SCORE
26	1991-94	SMU	21-21
12	1938-40	Texas	0- 7
10	1956-57	Rice	6- 7
10	1976-77	Arkansas	20-26
10	1985-86	Arkansas	10-14
10	1987-88	Arkansas	20-25

UNBEATEN STREAKS IN SWC PLAY

GM	W	T	YEARS	ENDED BY	SCORE
29	28	1	1991-95	Texas Tech	7-14
15	12	3	1919-22	Arkansas	7-13

WINNING STREAKS (NON-CONFERENCE)

GM	YEARS	ENDED BY	SCORE
20	2011-15	Louisville	21-27
9	1914-15	Rice	0- 7
9	1911-12	Kansas State	10-13
8	1910-11	Texas	0- 6
7	1907	Texas	6-11
7	1904-05	Transylvania, Ky.	6-29

UNBEATEN STREAKS (NON-CONFERENCE)

GM	W	T	YEARS	ENDED BY	SCORE
20	20	0	2011-15	Louisville	21-27
12	11	1	1909-10	Arkansas	0- 5
12	10	2	1902-03	Oklahoma	0- 6

TEAM

Most Total Yards	684	Tennessee	Sept. 8, 2016 (282 rush, 402 pass)
------------------	-----	-----------	---------------------------------------

Most Total Play	105	Texas Tech	Oct. 8, 2011 (39 r, 66 p, 523 y)
-----------------	-----	------------	-------------------------------------

Most Rushing Yards	393	Texas	Nov. 28, 2003
--------------------	-----	-------	---------------

Most Rushes	79	Texas	Nov. 22, 1973
-------------	----	-------	---------------

Most Passing Yards	605	Texas Tech	Oct. 4, 2003
--------------------	-----	------------	--------------

Most Pass Completions	49	Texas Tech	Oct. 5, 2002
-----------------------	----	------------	--------------

Most Pass Attempts	68	Louisiana Tech	Sept. 4, 1999
--------------------	----	----------------	---------------

Most Field Goals	6	Clemson	Sept. 3, 2005
------------------	---	---------	---------------

Most Fumbles Lost	7	Baylor	Oct. 16, 1982
-------------------	---	--------	---------------

Most Penalties	16	SMU	Sept. 21, 2013 16 Baylor Oct. 24, 1959
----------------	----	-----	---

Fewest Penalties	0	Houston	Oct. 10, 1981
------------------	---	---------	---------------

ANNUAL TEAM STATISTICS

TOTAL OFFENSE

YEAR	YARDS	GAMES	AVG
2016	6,071	13	467.0
2015	5,521	13	424.7
2014	5,920	13	455.4
2013	6,999	13	538.4
2012	*7,261	13	*558.5
2011	6,373	13	490.2
2010	5,744	13	441.8
2009	6,055	13	465.8
2008	4,091	12	340.9
2007	5,161	13	397.0
2006	5,166	13	397.4
2005	4,865	11	442.3
2004	5,141	12	428.4
2003	4,678	12	389.8
2002	4,634	12	386.1
2001	3,363	11	305.7
2000	4,198	11	381.6
1999	4,115	11	374.0
1998	4,056	13	312.0
1997	4,497	12	374.8
1996	4,854	12	404.5
1995	4,143	11	376.6
1994	3,962	11	360.2
1993	4,409	11	400.8
1992	4,627	12	385.6
1991	4,804	11	436.7
1990	5,653	12	471.1
1989	4,128	11	375.3
1988	4,484	12	373.7
1987	3,719	11	338.1
1986	4,842	11	440.2
1985	4,612	11	419.3
1984	3,463	11	314.8
1983	3,400	11	309.1
1982	3,638	11	330.7
1981	4,243	11	385.7
1980	3,450	11	313.6
1979	3,567	11	324.3
1978	4,296	11	390.6
1977	4,178	11	379.8
1976	4,108	11	373.5
1975	3,670	11	333.6
1974	3,628	11	329.8
1973	4,064	11	369.5
1972	3,038	11	276.2
1971	2,708	11	246.2
1970	3,106	11	282.4
1969	2,774	10	277.4
1968	3,525	10	352.5
1967	2,701	10	270.1
1966	2,594	10	259.4
1965	1,950	10	195.0
1964	1,946	10	194.6
1963	1,817	10	181.7
1962	2,057	10	205.7
1961	2,416	10	241.6
1960	2,091	10	209.1
1959	2,163	10	216.3
1958	2,495	10	249.5
1957	2,760	10	276.0
1956	3,207	10	320.7
1955	2,605	10	260.5
1954	1,392	10	139.2
1953	2,565	10	256.5
1952	2,734	10	273.4
1951	3,470	10	347.0
1950	4,044	10	404.4

RUSHING OFFENSE

YEAR	YARDS	GAMES	AVG
2016	2,754	13	211.8
2015	2,198	13	169.1
2014	1,949	13	149.9
2013	2,406	13	185.1
2012	3,147	13	242.1
2011	2,589	13	199.2
2010	2,145	13	165.0
2009	2,394	13	184.2
2008	1,062	12	88.5
2007	2,751	13	211.6
2006	2,689	13	206.8
2005	2,584	11	234.9
2004	2,007	12	167.2
2003	2,127	12	177.2
2002	1,418	12	118.2
2001	1,254	11	114.0
2000	1,610	11	146.4
1999	1,602	11	145.6
1998	1,985	13	152.7
1997	2,465	12	205.4
1996	2,764	12	230.3
1995	1,936	11	176.0
1994	1,892	11	172.0
1993	2,577	11	234.3
1992	2,734	12	227.8
1991	2,850	11	259.1
1990	* 3,829	12	* 319.1
1989	2,199	11	199.9
1988	3,102	12	258.5
1987	2,551	11	231.9
1986	2,151	11	195.5
1985	2,328	11	211.6
1984	1,742	11	158.4
1983	1,347	11	122.5
1982	1,419	11	129.0
1981	2,345	11	213.2
1980	2,078	11	188.9
1979	2,439	11	221.7
1978	2,998	11	272.6
1977	3,304	11	300.4
1976	3,007	11	273.4
1975	3,114	11	283.1
1974	2,942	11	267.5
1973	2,920	11	265.5
1972	1,866	11	169.6
1971	1,687	11	153.4
1970	1,196	11	108.7
1969	1,493	10	149.3
1968	1,188	10	118.8
1967	1,063	10	106.3
1966	955	10	95.5
1965	731	10	73.1
1964	827	10	82.7
1963	957	10	95.7
1962	1,442	10	144.2
1961	1,627	10	162.7
1960	1,755	10	175.5
1959	1,305	10	130.5
1958	954	10	95.4
1957	2,223	10	222.3
1956	2,638	10	263.8
1955	2,123	10	212.3
1954	1,084	10	108.4
1953	1,437	10	143.7
1952	1,609	10	160.9
1951	2,345	10	234.5
1950	2,986	10	298.6

PASSING OFFENSE

YEAR	YARDS	GAMES	AVG
2016	3,317	13	255.2
2015	3,323	13	255.6
2014	3,971	13	305.5
2013	*4,593	13	*353.3
2012	4,114	13	316.5
2011	3,784	13	291.1
2010	3,599	13	276.8
2009	3,661	13	281.6
2008	3,029	12	252.4
2007	2,410	13	185.4
2006	2,477	13	190.5
2005	2,281	11	207.4
2004	3,134	12	261.2
2003	2,551	12	212.6
2002	3,216	12	268.0
2001	2,109	11	191.7
2000	2,588	11	235.3
1999	2,513	11	228.5
1998	2,071	13	159.3
1997	2,032	12	169.3
1996	2,090	12	174.2
1995	2,207	11	200.6
1994	2,070	11	188.2
1993	1,832	11	166.5
1992	1,893	12	157.8
1991	1,954	11	177.6
1990	1,824	12	152.0
1989	1,929	11	175.4
1988	1,382	12	115.2
1987	1,168	11	106.2
1986	2,691	11	244.6
1985	2,284	11	207.6
1984	1,721	11	156.5
1983	2,053	11	186.6
1982	2,219	11	201.7
1981	1,898	11	172.5
1980	1,362	11	123.8
1979	1,128	11	102.6
1978	1,298	11	118.0
1977	874	11	79.5
1976	1,101	11	100.1
1975	556	11	50.5
1974	686	11	62.4
1973	1,144	11	104.4
1972	1,172	11	106.5
1971	1,021	11	92.8
1970	1,910	11	173.6
1969	1,281	10	128.1
1968	2,337	10	233.7
1967	1,638	10	163.8
1966	1,639	10	163.9
1965	1,219	10	121.9
1964	1,119	10	111.9
1963	860	10	86.0
1962	615	10	61.5
1961	789	10	78.9
1960	336	10	33.6
1959	858	10	85.8
1958	1,514	10	151.4
1957	537	10	53.7
1956	569	10	56.9
1955	482	10	48.2
1954	308	10	30.8
1953	1,128	10	112.8
1952	1,125	10	112.5
1951	1,125	10	112.5
1950	1,058	10	105.8

SCORING OFFENSE

YEAR	POINTS	GAMES	AVG
2016	453	13	34.9
2015	361	13	27.8
2014	458	13	35.2
2013	575	13	44.2
2012	*578	13	*44.5
2011	508	13	39.1
2010	406	13	31.2
2009	427	13	32.8
2008	300	12	25.0
2007	363	13	27.9
2006	362	13	27.8
2005	352	11	32.0
2004	341	12	28.4
2003	304	12	25.5
2002	345	12	28.7
2001	220	11	20.0
2000	307	11	27.9
1999	318	11	28.9
1998	321	13	24.7
1997	422	12	35.2
1996	351	12	29.3
1995	305	11	27.7
1994	319	11	29.0
1993	404	11	36.7
1992	349	12	29.1
1991	402	11	36.6
1990	400	12	33.3
1989	315	11	28.6
1988	293	12	24.4
1987	278	11	25.3
1986	360	11	32.7
1985	339	11	30.8
1984	245	11	22.3
1983	218	11	19.8
1982	286	11	26.0
1981	247	11	22.5
1980	160	11	14.6
1979	243	11	22.1
1978	263	11	23.9
1977	322	11	29.3
1976	327	11	29.7
1975	265	11	24.1
1974	222	11	20.2
1973	292	11	26.5
1972	165	11	15.0
1971	144	11	13.1
1970	170	10	17.0
1969	116	10	11.6
1968	196	10	19.6
1967	191	10	19.1
1966	145	10	14.5
1965	80	10	8.0
1964	88	10	8.8
1963	90	10	9.0
1962	61	10	6.1
1961	184	10	18.4
1960	73	10	7.3
1959	87	10	8.7
1958	124	10	12.4
1957	158	10	15.8
1956	223	10	22.3
1955	160	10	16.0
1954	106	10	10.6
1953	128	10	12.8
1952	213	10	21.3
1951	213	10	21.3
1950	344	10	34.4

ANNUAL TEAM STATISTICS

TOTAL DEFENSE

YEAR	YARDS	GAMES	AVG
2016	5,743	13	441.8
2015	4,949	13	380.0
2014	5,860	13	450.8
2013	6,185	13	475.8
2012	5,073	13	390.2
2011	4,916	13	378.2
2010	4,736	13	364.3
2009	5,542	13	426.3
2008	5,543	12	461.9
2007	5,405	13	415.8
2006	4,194	13	322.6
2005	4,882	11	443.8
2004	4,641	12	386.8
2003	5,178	12	431.5
2002	4,061	12	338.4
2001	3,234	11	294.0
2000	3,538	11	321.6
1999	3,310	11	300.9
1998	3,761	13	289.3
1997	3,781	12	315.1
1996	3,944	12	328.7
1995	2,835	11	257.7
1994	2,920	11	265.5
1993	2,724	11	247.6
1992	3,642	12	303.5
1991	2,446	11	222.4
1990	3,625	12	302.1
1989	3,230	11	293.6
1988	3,372	11	281.0
1987	2,692	11	244.7
1986	2,835	11	257.7
1985	3,101	11	281.9
1984	3,488	11	317.1
1983	3,368	11	306.2
1982	4,433	11	403.0
1981	3,587	11	326.1
1980	3,744	11	340.4
1979	2,991	11	271.9
1978	2,631	11	239.2
1977	3,611	11	328.3
1976	2,356	11	214.2
1975	* 2,022	11	* 183.8
1974	2,272	11	206.5
1973	2,877	11	261.5
1972	3,283	11	298.5
1971	3,273	11	297.5
1970	4,059	11	369.0
1969	3,136	11	285.1
1968	3,775	10	377.5
1967	3,400	10	340.0
1966	3,221	10	322.1
1965	3,234	10	323.4
1964	2,558	10	255.8
1963	2,557	10	255.7
1962	2,677	10	267.7
1961	2,408	10	240.8
1960	2,396	10	239.6
1959	2,896	10	289.6
1958	2,796	10	279.6
1957	2,215	10	221.5
1956	2,088	10	208.8
1955	2,376	10	237.6
1954	2,616	10	261.6
1953	2,663	10	266.3
1952	2,065	10	206.5
1951	3,171	10	317.1
1950	3,641	10	364.1

RUSHING DEFENSE

YEAR	YARDS	GAMES	AVG
2016	2,493	13	191.8
2015	2,778	13	213.7
2014	2,808	13	216.0
2013	2,890	13	222.3
2012	1,814	13	139.5
2011	1,324	13	101.8
2010	1,692	13	130.2
2009	2,231	13	171.6
2008	2,631	12	219.2
2007	2,092	13	160.9
2006	1,717	13	132.1
2005	1,531	11	139.2
2004	1,710	12	142.5
2003	2,701	12	225.1
2002	1,571	12	130.9
2001	1,247	11	113.4
2000	1,169	11	106.3
1999	1,259	11	114.3
1998	1,582	13	121.7
1997	1,977	12	164.8
1996	1,256	12	104.7
1995	1,164	11	105.8
1994	1,016	11	92.4
1993	1,385	11	125.9
1992	1,412	12	117.7
1991	946	11	86.0
1990	1,903	12	158.6
1989	1,224	11	111.3
1988	1,456	11	121.3
1987	1,203	11	109.4
1986	1,222	11	111.1
1985	1,640	11	149.1
1984	1,673	11	160.3
1983	1,966	11	178.7
1982	2,251	11	204.6
1981	1,817	11	130.3
1980	2,190	11	199.1
1979	1,700	11	154.6
1978	1,264	11	114.9
1977	1,865	11	169.6
1976	1,064	11	96.7
1975	* 883	11	* 80.3
1974	1,521	11	138.3
1973	2,033	11	184.8
1972	1,812	11	164.7
1971	1,838	11	167.1
1970	2,592	11	235.6
1969	1,807	11	164.3
1968	2,024	10	202.4
1967	1,709	10	170.9
1966	2,012	10	201.2
1965	1,805	10	180.5
1964	1,393	10	139.3
1963	1,501	10	150.1
1962	1,501	10	150.1
1961	1,421	10	142.1
1960	1,761	10	176.1
1959	1,949	10	194.9
1958	1,906	10	190.6
1957	1,681	10	168.1
1956	1,302	10	130.2
1955	1,629	10	162.9
1954	1,997	10	199.7
1953	1,735	10	173.5
1952	1,488	10	148.8
1951	2,278	10	227.8
1950	1,928	10	192.8

PASSING DEFENSE

YEAR	YARDS	GAMES	AVG
2016	3,250	13	250.0
2015	2,162	13	166.3
2014	3,052	13	234.8
2013	3,295	13	253.5
2012	3,259	13	250.7
2011	3,592	13	276.3
2010	3,044	13	234.2
2009	3,311	13	254.7
2008	2,912	12	242.7
2007	3,313	13	254.8
2006	2,477	13	190.5
2005	3,351	11	304.6
2004	2,931	12	244.2
2003	2,477	12	206.4
2002	2,490	12	207.5
2001	1,987	11	180.6
2000	2,369	11	215.4
1999	2,053	11	186.6
1998	2,179	13	167.6
1997	1,804	12	150.3
1996	2,688	12	224.0
1995	1,617	11	151.9
1994	1,904	11	173.1
1993	1,339	11	121.7
1992	2,230	12	185.8
1991	1,500	11	136.4
1990	1,722	12	143.5
1989	2,006	11	182.4
1988	1,916	11	159.7
1987	1,489	11	135.4
1986	1,613	11	146.6
1985	1,461	11	132.8
1984	1,725	11	156.8
1983	1,402	11	127.5
1982	2,182	11	198.3
1981	2,154	11	195.8
1980	1,554	11	141.3
1979	1,291	11	117.4
1978	1,367	11	124.3
1977	1,746	11	158.7
1976	1,292	11	117.5
1975	1,139	11	103.5
1974	751	11	68.3
1973	844	11	76.7
1972	1,471	11	133.7
1971	1,435	11	130.5
1970	1,467	11	133.4
1969	1,329	11	120.8
1968	1,651	10	165.1
1967	1,691	10	169.1
1966	1,229	10	122.9
1965	1,429	10	142.9
1964	1,165	10	116.5
1963	1,056	10	105.6
1962	1,176	10	117.6
1961	987	10	98.7
1960	635	10	63.5
1959	947	10	94.7
1958	890	10	89.0
1957	* 534	10	* 53.4
1956	786	10	78.6
1955	746	10	74.6
1954	619	10	61.9
1953	928	10	92.8
1952	728	10	72.8
1951	893	10	89.3
1950	1,713	10	171.3

SCORING DEFENSE

YEAR	POINTS	GAMES	AVG
2016	319	13	24.5
2015	286	13	22.0
2014	365	13	28.1
2013	419	13	32.2
2012	283	13	21.8
2011	366	13	28.2
2010	285	13	21.9
2009	436	13	33.5
2008	449	12	37.4
2007	337	13	25.9
2006	267	13	20.5
2005	343	11	31.2
2004	291	12	24.2
2003	465	12	38.8
2002	280	12	23.3
2001	204	11	18.5
2000	196	11	17.8
1999	208	11	18.9
1998	190	13	14.6
1997	207	12	17.3
1996	257	12	21.4
1995	148	11	13.5
1994	147	11	13.4
1993	119	11	10.8
1992	168	12	14.0
1991	144	11	13.1
1990	218	12	18.2
1989	161	11	14.6
1988	253	11	21.1
1987	158	11	14.4
1986	187	11	17.0
1985	180	11	16.4
1984	217	11	19.7
1983	174	11	15.8
1982	314	11	28.5
1981	187	11	17.0
1980	259	11	23.6
1979	159	11	14.5
1978	171	11	15.6
1977	257	11	23.4
1976	126	11	11.5
1975	104	11	9.5
1974	131	11	11.9
1973	231	11	21.0
1972	243	11	22.1
1971	212	11	19.3
1970	304	11	27.6
1969	192	11	17.5
1968	184	10	18.4
1967	138	10	13.8
1966	183	10	18.3
1965	170	10	17.0
1964	162	10	16.2
1963	153	10	15.3
1962	155	10	15.5
1961	118	10	11.8
1960	117	10	11.7
1959	141	10	14.1
1958	217	10	21.7
1957	* 47	10	* 4.7
1956	81	10	8.1
1955	65	10	6.5
1954	177	10	17.7
1953	186	10	18.6
1952	187	10	18.7
1951	179	10	17.9
1950	206	10	20.6

* denotes modern school record. The 1917 & 1919 teams held opponents scoreless.

RECORDS

A&M IN THE NCAA RANKINGS

NCAA LEADERS

TOTAL DEFENSEyards allowed per game	
1939	76.3
1975	183.8
1991	222.4
RUSHING DEFENSEyards allowed per game	
1939	41.5
1940	44.3
1975	80.3
PUNT RETURNSaverage yards per return	
1950	17.6
1993	17.9
2015	19.7
2016	25.4
KICKOFF RETURNSaverage yards per return	
1993	31.2
1994	27.8
PUNTINGnet average yards per punt	
1999	42.7
QB SACKStotal per game	
2011	3.92

OFFENSE IN NCAA TOP 10 RANKINGS

YEAR	CATEGORY	STAT	RK
2013	TOTAL OFFENSE	538.4	4
	FIRST DOWNS	356	8
	PASSING OFFENSE	353.4	7
2012	TOTAL OFFENSE	558.5	3
	SCORING OFFENSE	44.5	4
2011	TOTAL OFFENSE	490.2	7
	SACKS ALLOWED	0.69	4
	PUNT RETURNS	13.6	10
2009	TOTAL OFFENSE	465.8	5



RUSHING

YEAR	PLAYER	YARDS	RK
1950	Bob Smith	1,302	3
1988	Darren Lewis	1,692	2
1990	Darren Lewis	1,691	3

PASSING

YEAR	PLAYER	ATT/COMP/INT	YDS	RK
1941	Derace Moser	67-166-19	912	5
1943	Babe Hallmark	48-120-14	719	7
1944	Jim Cashion	59-113-13	852	3
1982	Gary Kubiak	181-324-11	1,948	8
2009	Jerrold Johnson	296-497-8	3,579	8
2013	Johnny Manziel	300-429-13	4,114	8

TOTAL OFFENSE

YEAR	PLAYER	YARDS	RK
1941	Derace Moser	1,250	8
1943	Babe Hallmark	1,080	5
1958	Charles Millstead	1,332	4
2004	Reggie McNeal	3,509	7
2009	Jerrold Johnson	4,085	3
2012	Johnny Manziel	5,116	1
2013	Johnny Manziel	4,873	3

DEFENSE IN NCAA TOP 10 RANKINGS

YEAR	CATEGORY	STAT	RK
2016	TACKLES FOR LOSS	111	7
2015	PASSING	166.3	4
	TACKLES FOR LOSS	111	3
	4TH DOWN CONVERSION	.200	2
2011	QB SACKS	3.91	1
	TACKLES FOR LOSS	8.0	3
2001	TOTAL DEFENSE	294.0	10
	PASS EFFICIENCY	99.7	9
2000	SCORING	17.8	10
1998	TOTAL DEFENSE	214.8	10
	SCORING	14.6	10
	TURNOVER MARGIN	+1.2	7
1995	TOTAL DEFENSE	257.7	3
	PASS EFFICIENCY	88.4	2
	SCORING	13.5	3
	RUSHING	105.8	8
1994	SCORING	13.4	4
	TOTAL DEFENSE	265.5	5
	RUSHING	92.4	6
1993	PASS EFFICIENCY	74.9	1

YEAR	CATEGORY	STAT	RK
	TOTAL DEFENSE	247.6	3
	SCORING	10.8	2
	TURNOVER MARGIN	+1.2	4
1992	SCORING	14.0	9
1991	TOTAL DEFENSE	222.4	1
	PASSING	136.4	1
	SCORING	13.1	7
	RUSHING	86.0	4
1987	TOTAL DEFENSE	244.7	7
	PASSING	135.4	9
1985	TOTAL DEFENSE	281.9	8
1983	PASSING	127.5	5
1978	TOTAL DEFENSE	239.1	6
1976	TOTAL DEFENSE	214.2	4
	RUSHING	96.7	2
1975	TOTAL DEFENSE	183.8	1
	RUSHING	80.3	1
	SCORING	9.5	5
1974	SCORING	11.9	11
	TOTAL DEFENSE	206.5	2

YEAR	CATEGORY	STAT	RK
	PASSING	68.3	2
1973	PASSING	76.7	5
1957	SCORING	4.7	2
	PASSING	53.4	10
1956	TOTAL DEFENSE	208.8	8
	RUSHING	130.2	6
1945	PASSING	44.6	3
1944	TOTAL DEFENSE	159.5	10
	RUSHING	76.7	5
1943	SCORING	5.1	4
	TOTAL DEFENSE	130.9	4
	PASSING	45.2	2
1940	RUSHING	44.3	1
	SCORING	3.8	4
1939	SCORING	1.8	1
	TOTAL DEFENSE	76.3	1
	RUSHING	41.5	1
	PASSING	34.8	2
1919	SCORING	0.0	1
1917	SCORING	0.0	1



VON MILLER

POINTS RESPONSIBLE FOR

YEAR	PLAYER	PPG	RK
2009	Jerrold Johnson	17.9	4
2012	Johnny Manziel	21.7	1
2013	Johnny Manziel	21.1	2

RECEIVING

YEAR	PLAYER	REC-YDS	RK
1942	Bill Rogers	39-432	1
1943	Marion Flanagan	23-403	2
1944	Clarence Howell	24-394	4
1958	John Tracey	37-466	4
1965	Dude McLean	60-835	6
1986	Rod Bernstine	65-710	9
2013	Mike Evans	69-1394	7

SACKS

YEAR	PLAYER	SACKS	RANK
2009	Von Miller	17	1
2012	Damontre Moore	12.5	t9
2014	Myles Garrett	11.5	6
2015	Myles Garrett	12.5	5

TACKLES FOR LOSS

YEAR	PLAYER	TFL-YDS	RANK
2009	Von Miller	21.5-125	5
2011	Damontre Moore	117.5-70	T-10
2012	Damontre Moore	21.0-93	t9
2015	Myles Garrett	19.5-101	T-9

SOLO TACKLES

YEAR	PLAYER	TCK	RANK
2015	Armani Watts	88	3

PUNT RETURNS

YEAR	PLAYER	PR-AVG	RK
1943	Marion Flanagan	49-475	1
1972	Carl Roaches	19-15.1	4
1991	Kevin Smith	19-14.5	7
1993	Aaron Glenn	17-19.9	1
2011	Dustin Harris	18-18.6	1
2014	Speedy Noil	15-180	8

KICKOFF RETURNS

YEAR	PLAYER	KR-AVG	RK
1948	Bob Goode	16-40.7	5
1993	Leeland McElroy	15-39.3	1
2010	Coryell Judie	20-30.3	6

FIELD GOALS

YEAR	PLAYER	FG-ATT	PCT	RK
1996	Kyle Bryant	18-23	.783	10
1997	Kyle Bryant	18-22	.818	7
2011	Randy Bullock	29-33	.879	1

PUNTING

YEAR	PLAYER	AVG	RK
1942	Barney Welch	41.3	6
1944	Bobby Goff	40.3	5
1965	Phil Scoggin	43.6	4
1967	Steve O'Neal	42.0	8
1974	Mark Stanley	42.0	9
1992	David Davis	43.8	9
1995	Sean Terry	43.3	9
1997	Shane Lechler	47.0	3
1999	Shane Lechler	46.5	3
2002	Cody Scates	43.8	7
2006	Justin Brantly	44.3	10
2008	Justin Brantly	45.7	3
2015	Drew Kaser	47.5	4

SCORING

YEAR	PLAYER	PTS	RK
1927	Joel Hunt	128	1
1939	John Kimbrough	60	5
1945	Bob Goode	66	9
1956	John David Crow	60	11
1976	George Woodard	102	8
1986	Scott Slater	100	4
1992	Greg Hill	102	5
1995	Leeland McElroy	96	6
2006	Jorvorskie Lane	114	6
2011	Randy Bullock	142	7

YEAR-BY-YEAR TEAM RECORD

Overall (122 seasons): 725-471-48

Year	Overall W- L	Conf W- L	Conf Finish	Bowl	Final Rank*	Coach
1894	1-1					F.D. Perkins
1895				did not field team		
1896	2-0-1					A.M. Soule, H.W. South
1897	1-2					C.W. Taylor
1898	4-2					H.W. Williams
1899	4-2					W.A. Murray
1900	2-2-1					W.A. Murray
1901	1-4					W.A. Murray
1902	7-0-2					J.E. Platt
1903	7-3-1					J.E. Platt
1904	4-2					J.E. Platt
1905	7-2					W.E. Bachman
1906	6-1					W.E. Bachman
1907	6-1-1					L.L. Larson
1908	3-5					N.A. Merriam
1909	7-0-1					C.B. Moran
1910	8-1					C.B. Moran
1911	6-1					C.B. Moran
1912	8-1					C.B. Moran
1913	3-4-2					C.B. Moran
1914	6-1-1					C.B. Moran

SOUTHWEST CONFERENCE ERA (1915-1995)

1915	6-2	1-1	t-4th			E.H. Harlan
1916	6-3	2-1	t-3rd			E.H. Harlan
1917	8-0	2-0	1st			D.X. Bible
1918	6-1	1-1	t-3rd			D.V. Graves
1919	10-0	4-0	1st			D.X. Bible
1920	6-1-1	5-1	3rd			D.X. Bible
1921	6-1-2	3-0-2	1st	Dixie Classic		D.X. Bible
1922	5-4	2-2	t-3rd			D.X. Bible
1923	5-3-1	0-3-1	8th			D.X. Bible
1924	7-2-1	2-2-1	4th			D.X. Bible
1925	7-1-1	4-1	1st			D.X. Bible
1926	5-3-1	1-3-1	6th			D.X. Bible
1927	8-0-1	4-0-1	1st			D.X. Bible
1928	5-4-1	1-3-1	5th			D.X. Bible
1929	5-4	2-3	6th			Matty Bell
1930	2-7	0-5	7th			Matty Bell
1931	7-3	3-2	3rd			Matty Bell
1932	4-4-2	1-2-2	4th			Matty Bell
1933	6-3-1	2-2-1	4th			Matty Bell
1934	2-7-2	1-4-1	6th			Homer Norton
1935	3-7	1-5	7th			Homer Norton
1936	8-3-1	3-2-1	t-3rd			Homer Norton
1937	5-2-2	2-2-2	5th			Homer Norton
1938	4-4-1	2-3-1	5th			Homer Norton
1939	11-0	6-0	1st	Sugar	1 st	Homer Norton
1940	9-1	5-1	t-1st	Cotton	6 th	Homer Norton
1941	9-2	5-1	1st	Cotton	9 th	Homer Norton
1942	4-5-1	2-3-1	5th			Homer Norton
1943	7-2-1	4-1	2nd	Orange		Homer Norton
1944	7-4	2-3	t-4th			Homer Norton
1945	6-4	3-3	t-3rd			Homer Norton
1946	4-6	3-3	4th			Homer Norton
1947	3-6-1	1-4-1	t-5th			Homer Norton
1948	0-9-1	0-5-1	7th			Harry Stiteler
1949	1-8-1	0-5-1	7th			Harry Stiteler
1950	7-4	3-3	t-3rd	Presidential Cup		Harry Stiteler
1951	5-3-2	1-3-2	5th			Raymond George
1952	3-6-1	1-4-1	6th			Raymond George
1953	4-5-1	1-5	t-6th			Raymond George
1954	1-9	0-6	7th			Paul "Bear" Bryant
1955	7-2-1	4-1-1	2nd		14 th	Paul "Bear" Bryant
1956	9-0-1	6-0	1st		5 th	Paul "Bear" Bryant
1957	8-3	4-2	3rd	Gator	9 th	Paul "Bear" Bryant
1958	4-6	2-4	t-5th			Jim Myers

Year	Overall W- L	Conf W- L	Conf Finish	Bowl	Final Rank*	Coach
1959	3-7	0-6	7th			Jim Myers
1960	1-6-3	0-4-3	7th			Jim Myers
1961	4-5-1	3-4	4th			Jim Myers
1962	3-7	3-4	t-4th			Hank Foldberg
1963	2-7-1	1-5-1	8th			Hank Foldberg
1964	1-9	1-6	7th			Hank Foldberg
1965	3-7	1-6	t-7th			Gene Stallings
1966	4-5-1	4-3	4th			Gene Stallings
1967	7-4	6-1	1st	Cotton		Gene Stallings
1968	3-7	2-5	t-6th			Gene Stallings
1969	3-7	2-5	t-6th			Gene Stallings
1970	2-9	0-7	8th			Gene Stallings
1971	5-6	4-3	4th			Gene Stallings
1972	3-8	2-5	t-7th			Emory Bellard
1973	5-6	3-4	6th			Emory Bellard
1974	8-3	5-2	t-2nd		15 th	Emory Bellard
1975	10-2	6-1	t-1st	Liberty	11 th	Emory Bellard
1976	10-2	6-2	3rd	Sun	7 th	Emory Bellard
1977	8-4	6-2	3rd	Bluebonnet		Emory Bellard
1978	8-4	4-4	5th	Hall of Fame	18 th	Emory Bellard, Tom Wilson
1979	6-5	4-4	5th			Tom Wilson
1980	4-7	3-5	6th			Tom Wilson
1981	7-5	4-4	5th	Independence		Tom Wilson
1982	5-6	3-5	t-6th			Jackie Sherrill
1983	5-5-1	4-3-1	t-3rd			Jackie Sherrill
1984	6-5	3-5	7th			Jackie Sherrill
1985	10-2	7-1	1st	Cotton	6 th	Jackie Sherrill
1986	9-3	7-1	1st	Cotton	12 th	Jackie Sherrill
1987	10-2	6-1	1st	Cotton	9 th	Jackie Sherrill
1988	7-5	6-1	2nd			Jackie Sherrill
1989	8-4	6-2	t-2nd	Hancock	20 th	R.C. Slocum
1990	9-3-1	5-2-1	t-2nd	Holiday	13 th	R.C. Slocum
1991	10-2	8-0	1st	Cotton	12 th	R.C. Slocum
1992	12-1	7-0	1st	Cotton	7 th	R.C. Slocum
1993	10-2	7-0	1st	Cotton	8 th	R.C. Slocum
1994	10-0-1	6-0-1	ineligible		8 th	R.C. Slocum
1995	9-3	5-2	t-2nd	Alamo	15 th	R.C. Slocum

BIG 12 CONFERENCE ERA (1996-2011)

1996	6-6	4-4	3rd (s)			R.C. Slocum
1997	9-4	6-2	1st (s)	Cotton	20 th	R.C. Slocum
1998	11-3	7-1	1st	Sugar	11 th	R.C. Slocum
1999	8-4	5-3	t-2nd (s)	Alamo	23 rd	R.C. Slocum
2000	7-5	5-3	3rd (s)	Independence		R.C. Slocum
2001	8-4	4-4	t-3rd (s)	Galleryfurniture.com		R.C. Slocum
2002	6-6	3-5	5th (s)			R.C. Slocum
2003	4-8	2-6	5th (s)			Dennis Franchione
2004	7-5	5-3	3rd (s)	Cotton		Dennis Franchione
2005	5-6	3-5	4th (s)			Dennis Franchione
2006	9-4	5-3	3rd (s)	Holiday		Dennis Franchione
2007	7-6	4-4	t-4th (s)	Alamo		Dennis Franchione
2008	4-8	2-6	t-5th (s)			Mike Sherman
2009	6-7	3-5	5th (s)	Independence		Mike Sherman
2010	9-4	6-2	t-1st (s)	Cotton	17 th	Mike Sherman
2011	7-6	4-5	t-6th	Texas		Mike Sherman

SOUTHEASTERN CONFERENCE ERA (2012-Present)

2012	11-2	6-2	t-2nd (w)	Cotton	5 th	Kevin Sumlin
2013	9-4	4-4	4th (w)	Chick-Fil-A	18 th	Kevin Sumlin
2014	8-5	3-5	6th (w)	Liberty	RV	Kevin Sumlin
2015	8-5	4-4	5th (w)	Music City		Kevin Sumlin
2016	8-5	4-4	4th (w)	Texas		Kevin Sumlin

*Conference Championships Highlighted

YEAR-BY-YEAR RESULTS

► 1894 1-1 Coach F. D. Perkins

OPPONENT	W / L	SCORES	RECORD
at Texas	L	0 38	0-1
Galveston Ball HS	W	14 6	1-1

► 1895 no team

► 1896 2-0-1 Coach A. M. Soule / H.W. South

OPPONENT	W / L / T	SCORES	RECORD
Galveston Ball HS	T	0 0	0-0-1
Austin College	W	22 4	1-0-1
Houston HS	W	28 0	2-0-1

► 1897 1-2 Coach C. W. Taylor

OPPONENT	W / L	SCORES	RECORD
Houston HS	L	0 10	0-1
TCU	L	6 30	0-2
Austin College	W	4 0	1-2

► 1898 4-2 Coach H. W. Williams

OPPONENT	W / L	SCORES	RECORD
HOUSTON HS	W	51 0	1-0
at Texas	L	0 48	1-1
HOUSTON HS	L	0 6	1-2
^ at TCU	W	16 0	2-2
AUSTIN COLLEGE	W	22 6	3-2
FORT WORTH UNIV.	W	28 0	4-2

[^] Waco, Texas.

► 1899 4-2 Coach W. A. Murray

OPPONENT	W / L	SCORES	RECORD
HOUSTON HS	W	43 0	1-0
SEWANEE	L	0 10	1-1
TULANE	W	22 0	2-1
LSU	W	52 0	3-1
BAYLOR	W	33 0	4-1
[^] vs Texas	L	0 6	4-2

[^] at San Antonio, Texas.

► 1900 2-2-1 Coach W. A. Murray

OPPONENT	W / L / T	SCORES	RECORD
KANSAS CITY MEDICS	T	6 6	0-0-1
[^] vs Texas	L	0 5	0-1-1
at Texas	L	0 11	0-2-1
WAXAHACHIE ATH. CLUB	W	11 0	1-2-1
HENRY COLLEGE	W	44 0	2-2-1

[^] at San Antonio, Texas.

► 1901 1-4 Coach W. A. Murray

OPPONENT	W / L	SCORES	RECORD
BAYLOR	W	6 0	1-0
BAYLOR	L	6 17	1-1
[^] vs Texas	L	0 17	1-2
at Texas	L	0 32	1-3
BAYLOR	L	0 46	1-4

[^] at San Antonio, Texas.

► 1902 7-0-2 Coach J. E. Platt

OPPONENT	W / L / T	SCORES	RECORD
St. Edwards	W	11 0	1-0
Trinity	T	0 0	1-0-1
BAYLOR	W	11 6	2-0-1
BAYLOR	W	22 0	3-0-1
[^] vs Texas	T	0 0	3-0-2
TULANE	W	17 5	4-0-2
[^] at TCU	W	22 0	5-0-2
TRINITY	W	34 0	6-0-2
at Texas	W	11 0	7-0-2

[^] at San Antonio, Texas. [^] Waco, Texas.

► 1903 7-3-1 Coach J. E. Platt

OPPONENT	W / L / T	SCORES	RECORD
TRINITY	W	16 0	1-0
[^] at TCU	W	11 0	2-0
ARKANSAS	W	6 0	3-0
OKLAHOMA	L	0 6	3-1
BAYLOR	T	0 0	3-1-1
BAYLOR	W	18 0	4-1-1
TCU	W	16 0	5-1-1
TRINITY	L	0 18	5-2-1
BAYLOR	W	5 0	6-2-1
at Texas	L	6 29	6-3-1
TCU	W	14 6	7-3-1

[^] Waco, Texas.

► 1904 4-2 Coach J. E. Platt

OPPONENT	W / L	SCORES	RECORD
DEAF & DUMB INST.	W	49 0	1-0
BAYLOR	W	5 0	2-0
TCU	W	29 0	3-0
SEWANEE	L	5 17	3-1
at Texas	L	6 34	3-2
BAYLOR	W	10 0	4-2

► 1905 7-2 Coach W. E. Bachman

OPPONENT	W / L	SCORES	RECORD
HOUSTON YMCA	W	29 0	1-0
TCU	W	20 0	2-0
BAYLOR	W	42 0	3-0
TRINITY	W	24 0	4-0
AUSTIN COLLEGE	W	18 11	5-0
[^] at TCU	W	24 11	6-0
TRANSYLVANIA (KY)	L	6 29	6-1
BAYLOR	W	17 5	7-1
at Texas	L	0 27	7-2

[^] Waco, Texas.

► 1906 6-1 Coach W. E. Bachman

OPPONENT	W / L	SCORES	RECORD
TCU	W	42 0	1-0
DANIEL BAKER	W	34 0	2-0
[^] at TCU	W	22 0	3-0
TULANE	W	18 0	4-0
HASKELL INSTITUTE	W	32 6	5-0
LSU	W	22 12	6-0
at Texas	L	0 24	6-1

[^] Waco, Texas.

► 1907 6-1-1 Coach L. L. Larson

OPPONENT	W / L / T	SCORES	RECORD
FORT WORTH UNIV	W	34 0	1-0
[^] vs Texas	T	0 0	1-0-1
LSU	W	11 5	2-0-1

HASKELL INSTITUTE	W	5 0	3-0-1
TCU	W	32 5	4-0-1
TULANE	W	18 6	5-0-1
OKLAHOMA	W	19 0	6-0-1
at Texas	L	6 11	6-1-1

[^] at Dallas, Texas.

► 1908 3-5 Coach N. A. Merriam

OPPONENT	W / L	SCORES	RECORD
TRINITY	W	6 0	1-0
BAYLOR	L	5 6	1-1
LSU	L	0 26	1-2
[^] at TCU	W	13 10	2-2
[^] vs Texas	L	8 24	2-3
HASKELL INSTITUTE	L	0 23	2-4
SOUTHWESTERN	W	32 0	3-4
at Texas	L	12 28	3-5

[^] Waco, Texas. [^] at Houston, Texas.

► 1909 7-0-1 Coach C. B. Moran

OPPONENT	W / L / T	SCORES	RECORD
AUSTIN COLLEGE	W	17 0	1-0
TCU	T	0 0	1-0-1
HASKELL INSTITUTE	W	15 0	2-0-1
BAYLOR	W	9 6	3-0-1
[^] vs Texas	W	23 0	4-0-1
TRINITY	W	47 0	5-0-1
OKLAHOMA	W	14 8	6-0-1
at Texas	W	5 0	7-0-1

[^] at Houston, Texas.

► 1910 8-1 Coach C. B. Moran

OPPONENT	W / L	SCORES	RECORD
MARSHALL SCHOOL	W	48 0	1-0
AUSTIN COLLEGE	W	27 5	2-0
TCU	W	35 0	3-0
TRANSYLVANIA (KY)	W	33 0	4-0
at Arkansas	L	0 5	4-1
at TCU	W	23 6	5-1
[^] vs Texas	W	14 8	6-1
SOUTHWESTERN	W	6 0	7-1
TULANE	W	17 0	8-1

[^] at Houston, Texas.

► 1911 6-1 Coach C. B. Moran

OPPONENT	W / L	SCORES	RECORD
SOUTHWESTERN	W	22 0	1-0
AUSTIN COLLEGE	W	33 0	2-0
AUBURN	W	16 0	3-0
OLE MISS	W	17 0	4-0
[^] vs Texas	L	0 6	4-1
BAYLOR	W	22 11	5-1
DALLAS UNIV	W	24 9	6-1

[^] at Houston, Texas.

► 1912 8-1 Coach C. B. Moran

OPPONENT	W / L	SCORES	RECORD
DANIEL BAKER	W	50 0	1-0
TRINITY	W	59 0	2-0
[^] vs Arkansas	W	27 0	3-0
AUSTIN COLLEGE	W	57 0	4-0
OKLAHOMA	W	28 6	5-0
MISSISSIPPI STATE	W	41 7	6-0
TULANE	W	41 0	7-0
KANSAS STATE	L	10 13	7-1
BAYLOR	W	53 0	8-1

[^] at Dallas, Texas.

► 1913 3-4-2 Coach C. B. Moran

OPPONENT	W / L / T	SCORES	RECORD
TRINITY	W	7 0	1-0
AUSTIN COLLEGE	W	6 0	2-0
POLYTECHNIC COLLEGE	W	19 6	3-0
MISSISSIPPI STATE	L	0 6	3-1
KANSAS STATE	L	0 12	3-2
OKLAHOMA A&M	L	0 3	3-3
HASKELL INSTITUTE	L	0 28	3-4
BAYLOR	T	14 14	3-4-1
LSU	T	7 7	3-4-2

► 1914 6-1-1 Coach C. B. Moran

OPPONENT	W / L / T	SCORES	RECORD
AUSTIN COLLEGE	W	32 0	1-0
TRINITY	T	0 0	1-0-1
TCU	W	40 0	2-0-1
# vs Haskell Institute	L	0 10	2-1-1
! vs LSU	W	63 9	3-1-1
RICE	W	32 7	4-1-1
OKLAHOMA A&M	W	24 0	5-1-1
! vs Ole Miss	W	14 7	6-1-1

at Fort Worth, Texas. ! at Dallas, Texas.

► 1915 6-2, 1-1 Coach E. H. Harlan

OPPONENT	W / L / T	SCORES	RECORD
AUSTIN COLLEGE	W	40 0	1-0
TRINITY	W	62 0	2-0
at TCU	W	13 10	3-0
MO. SCHOOL OF MINES	W	33 3	4-0
# vs Haskell Institute	W	21 7	5-0
* at Rice	L	0 7	5-1, 0-1
* TEXAS	W	13 0	6-1, 1-1
MISSISSIPPI STATE	L	0 7	6-2

* SWC game. # at Dallas, Texas.

► 1916 6-3, 2-1 Coach E. H. Harlan

DATE	OPPONENT	W / L	SCORES	RECORD
OCT. 6 Fri	* SOUTHWESTERN	W	6 0	1-0, 1-0
14 Sat	! vs LSU	L	0 13	1-1
23 Mon	SMU	W	62 0	2-1
28 Sat	* vs Haskell Institute	W	13 0	3-1
NOV. 4 Sat	at Rice	L	0 20	3-2
11 Sat	* at Baylor	W	3 0	4-2, 2-0
17 Fri	MO. SCHOOL OF MINES	W	77 0	5-2
23 Thu	DALLAS UNIV	W	20 6	6-2
30 Thu	* at Texas	L	7 21	6-3, 2-1

* SWC game. ! at Galveston, Texas. * at Dallas, Texas.

► 1917 8-0, 2-0 Coach D. X. Bible

SWC CHAMPIONS

DATE	OPPONENT	W / L	SCORES	RECORD
OCT. 5 Fri	AUSTIN COLLEGE	W	66 0	1-0
12 Fri	DALLAS UNIV	W	98 0	2-0
22 Mon	SOUTHWESTERN	W	20 0	3-0
27 Sat	* vs LSU	W	27 0	4-0
NOV. 2 Fri	TULANE	W	35 0	5-0
10 Sat	* at Baylor	W	7 0	6-0, 1-0
20 Tue	* TEXAS	W	7 0	7-0, 2-0
29 Thu	at Rice	W	10 0	8-0

* SWC game. * at San Antonio, Texas.

► 1918 6-1, 1-1 Coach D. V. Graves

DATE	OPPONENT	W / L	SCORES	RECORD
OCT. 26 Sat	REAM FIELD	W	6 0	1-0
NOV. 2 Sat	CAMP TRAVIS	W	12 6	2-0
9 Sat	* at Baylor	W	19 0	3-0, 1-0
16 Sat	SOUTHWESTERN	W	7 0	4-0
23 Sat	CAMP MABRY	W	19 6	5-0
28 Thu	* at Texas	L	0 7	5-1, 1-1
DEC. 7 Sat	CAMP TRAVIS REMOUNT	W	60 0	6-1

* SWC game.



D.X. BIBLE
Texas A&M head coach
(1917, 1919-1928)

JACK MAHAN
All-SWC fullback (1919-20)

► 1919 10-0, 4-0 Coach D. X. Bible

NATIONAL CHAMPIONS

[by Billingsley, National Championship Foundation]

DATE	OPPONENT	W / L	SCORES	RECORD
OCT. 3 Fri	SAM HOUSTON STC	W	77 0	1-0
3 Fri	SAN MARCOS STC	W	28 0	2-0
11 Sat	* at SMU	W	16 0	3-0, 1-0
18 Sat	HOWARD PAYNE	W	12 0	4-0
24 Fri	TRINITY	W	42 0	5-0
31 Fri	* OKLAHOMA A&M	W	28 0	6-0, 2-0
NOV. 8 Sat	* at Baylor	W	10 0	7-0, 3-0
15 Sat	TCU	W	48 0	8-0
20 Thu	SOUTHWESTERN	W	7 0	9-0
27 Thu	* TEXAS	W	7 0	10-0, 4-0

* SWC game.

► 1920 6-1-1, 5-1 Coach D. X. Bible

DATE	OPPONENT	W / L	SCORES	RECORD
OCT. 1 Fri	DANIEL BAKER	W	110 0	1-0
9 Sat	* SMU	W	3 0	2-0, 1-0
15 Fri	LSU	T	0 0	2-0-1
22 Fri	* PHILLIPS UNIV	W	47 0	3-0-1, 2-0
30 Sat	* at Oklahoma A&M	W	35 0	4-0-1, 3-0
NOV. 6 Sat	* at Baylor	W	24 0	5-0-1, 4-0
16 Tue	* RICE	W	7 0	6-0-1, 5-0
25 Thu	* at Texas	L	3 7	6-1-1, 5-1

* SWC game.

► 1921 6-1-2, 3-0-2 Coach D. X. Bible

SWC CHAMPIONS

DATE	OPPONENT	W / L / T	SCORES	RECORD
SEPT. 30 Fri	HOWARD PAYNE	W	14 7	1-0
OCT. 12 Wed	* at SMU	W	13 0	2-0, 1-0
15 Sat	at LSU	L	0 6	2-1
21 Fri	ARIZONA	W	17 13	3-1
28 Fri	* OKLAHOMA A&M	W	23 7	4-1, 2-0
NOV. 5 Sat	* at Baylor	W	14 3	5-1, 3-0
11 Fri	* at Rice	T	7 7	5-1-1, 3-0-1
24 Thu	* TEXAS	T	0 0	5-1-2, 3-0-2
JAN. 2 Mon	† vs Centre College	W	22 14	6-1-2

* SWC game. † Dixie Classic, Fair Park, Dallas. ... Attendance 20,000

► **1922** 5-4, 2-2 Coach D. X. Bible

DATE	OPPONENT	W / L	SCORES	RECORD
SEPT. 29 Fri	HOWARD PAYNE	L	7 13	0-1
OCT. 10 Tue	* vs Tulsa	L	10 13	0-2
14 Sat	SOUTHWESTERN	W	33 0	1-2
20 Fri	at LSU	W	46 0	2-2
27 Fri	* vs Ouachita College	W	19 6	3-2
NOV. 4 Sat	* at Baylor	L	7 13	3-3, 0-1
11 Sat	* at SMU	L	6 17	3-4, 0-2
18 Sat	* RICE	W	24 0	4-4, 1-2
30 Thu	* at Texas	W	14 7	5-4, 2-2

* SWC game. * at Dallas, Texas.

► **1923** 5-3-1, 0-3-1 Coach D. X. Bible

DATE	OPPONENT	W / L / T	SCORES	RECORD
SEPT. 22 Sat	SAM HOUSTON STC	W	53 0	1-0
28 Fri	HOWARD PAYNE	W	21 0	2-0
OCT. 5 Fri	SOUTHWESTERN	W	13 0	3-0
13 Sat	* vs Sewanee	W	14 0	4-0
20 Sat	at LSU	W	28 0	5-0
26 Fri	* SMU	L	0 10	5-1, 0-1
NOV. 3 Sat	* at Baylor	T	0 0	5-1-1, 0-1-1
18 Sun	* at Rice	L	6 7	5-2-1, 0-2-1
29 Thu	* TEXAS	L	0 6	5-3-1, 0-3-1

* SWC game. * at Dallas, Texas.

► **1924** 7-2-1, 2-2-1 Coach D. X. Bible

DATE	OPPONENT	W / L / T	SCORES	RECORD
SEPT. 20 Sat	JOHN TARLETON SC	W	40 0	1-0
26 Fri	TRINITY	W	33 0	2-0
OCT. 3 Fri	SOUTHWESTERN	W	54 0	3-0
11 Sat	* vs Sewanee	W	7 0	4-0
17 Fri	ARKANSAS A&M	W	40 0	5-0
25 Sat	* at SMU	T	7 7	5-0-1, 0-0-1
NOV. 1 Sat	* at Baylor	L	7 15	5-1-1, 0-1-1
7 Fri	* TCU	W	28 0	6-1-1, 1-1-1
14 Fri	* RICE	W	13 6	7-1-1, 2-1-1
27 Thu	* at Texas	L	0 7	7-2-1, 2-2-1

* SWC game. * at Dallas, Texas.

► **1925** 7-1-1, 4-1 Coach D. X. Bible

SWC CHAMPIONS

DATE	OPPONENT	W / L / T	SCORES	RECORD
SEPT. 25 Fri	TRINITY	W	20 10	1-0
OCT. 2 Fri	SOUTHWESTERN	W	23 6	2-0
10 Sat	* vs Sewanee	T	6 6	2-0-1
16 Fri	* SMU	W	7 0	3-0-1, 1-0
23 Fri	SAM HOUSTON STC	W	77 0	4-0-1
31 Sat	* at Baylor	W	13 0	5-0-1, 2-0
NOV. 7 Sat	* at TCU	L	0 3	5-1-1, 2-1
14 Sat	* at Rice	W	17 0	6-1-1, 3-1
NOV. 26 Thu	* TEXAS	W	28 0	7-1-1, 4-1

* SWC game. * at Dallas, Texas.

► **1926** 5-3-1, 1-3-1 Coach D. X. Bible

DATE	OPPONENT	W / L / T	SCORES	RECORD
SEPT. 24 Fri	TRINITY	W	26 0	1-0
OCT. 2 Sat	SOUTHWESTERN	W	35 0	2-0
9 Sat	* vs Sewanee	W	6 3	3-0
16 Sat	NEW MEXICO	W	63 0	4-0
23 Sat	* at SMU	L	7 9	4-1, 0-1
30 Sat	* at Baylor	L	9 20	4-2, 0-2
NOV. 5 Fri	* TCU	T	13 13	4-2-1, 0-2-1
12 Fri	* RICE	W	20 0	5-2-1, 1-2-1
25 Thu	* at Texas	L	5 14	5-3-1, 1-3-1

* SWC game. * at Dallas, Texas.

► **1927** 8-0-1, 4-0-1 Coach D. X. Bible

NATIONAL CHAMPIONS

[by Sagarin, Sagarin (ELO-Chess)]

DATE	OPPONENT	W / L / T	SCORES	RECORD
SEPT. 24 Sat	TRINITY	W	45 0	1-0
OCT. 1 Sat	SOUTHWESTERN	W	31 0	2-0
8 Sat	* vs Sewanee	W	18 0	3-0

15 Sat	* ARKANSAS	W	40 6	4-0, 1-0
22 Sat	* at TCU	T	0 0	4-0-1, 1-0-1
NOV. 28 Fri	TEXAS TECH	W	47 6	5-0-1
5 Sat	* at SMU	W	39 13	6-0-1, 2-0-1
11 Fri	* at Rice	W	14 0	7-0-1, 3-0-1
18 Fri	* TEXAS	W	28 7	8-0-1, 4-0-1

* SWC game. * at Dallas, Texas.

► **1928** 5-4-1, 1-3-1 Coach D. X. Bible

DATE	OPPONENT	W / L / T	SCORES	RECORD
SEPT. 22 Sat	TRINITY	W	21 0	1-0
29 Sat	SOUTHWESTERN	W	21 0	2-0
OCT. 6 Sat	* vs Sewanee	W	69 0	3-0
13 Sat	CENTENARY	L	0 6	3-1
20 Sat	* TCU	L	0 6	3-2, 0-1
27 Sat	* at Arkansas	L	12 27	3-3, 0-2
NOV. 3 Sat	NORTH TEXAS STC	W	44 0	4-3
10 Sat	* at SMU	T	19 19	4-3-1, 0-2-1
16 Fri	* RICE	W	19 0	5-3-1, 1-2-1
29 Thu	* at Texas	L	0 19	5-4-1, 1-3-1

* SWC game. * at Dallas, Texas.

► **1929** 5-4, 2-3 Coach Madison Bell

DATE	OPPONENT	W / L	SCORES	RECORD
SEPT. 28 Sat	SOUTHWESTERN	W	54 7	1-0
OCT. 5 Sat	at Tulane	L	10 13	1-1
12 Sat	* vs Kansas State	W	19 0	2-1
19 Sat	* at TCU	L	7 13	2-2, 0-1
26 Sat	* ARKANSAS	L	13 14	2-3, 0-2
NOV. 2 Sat	STEPHEN F AUSTIN STC	W	54 0	3-3
9 Sat	* SMU	L	7 12	3-4, 0-3
16 Sat	* at Rice	W	26 6	4-4, 1-3
28 Thu	* TEXAS	W	13 0	5-4, 2-3

* SWC game. * at Dallas, Texas.

► **1930** 2-7, 0-5 Coach Madison Bell

DATE	OPPONENT	W / L	SCORES	RECORD
SEPT. 27 Sat	SOUTHWESTERN	W	43 0	1-0
OCT. 4 Sat	at Nebraska	L	0 13	1-1
11 Sat	* vs Tulane	L	9 19	1-2
18 Sat	!* at Arkansas	L	0 13	1-3, 0-1
25 Sat	* TCU	L	0 3	1-4, 0-2
NOV. 1 Sat	CENTENARY	W	7 6	2-4
8 Sat	* at SMU	L	7 13	2-5, 0-3
15 Sat	* RICE	L	0 7	2-6, 0-4
27 Thu	* at Texas	L	0 26	2-7, 0-5

* SWC game. * at Dallas, Texas. ! at Little Rock, Arkansas.

► **1931** 7-3, 3-2 Coach Madison Bell

DATE	OPPONENT	W / L	SCORES	RECORD
SEPT. 26 Sat	SOUTHWESTERN	W	33 0	1-0
26 Sat	JOHN TARLETON SC	W	21 0	2-0
OCT. 3 Sat	at Tulane	L	0 7	2-1
10 Sat	* vs Iowa	W	29 0	3-1
17 Sat	* at TCU	L	0 6	3-2, 0-1
24 Sat	* BAYLOR	W	33 7	4-2, 1-1
31 Sat	at Centenary	W	7 0	5-2
NOV. 7 Sat	* SMU	L	0 8	5-3, 1-2
14 Sat	* at Rice	W	7 0	6-3, 2-2
26 Thu	* TEXAS	W	7 6	7-3, 3-2

* SWC game. * at Dallas, Texas.

► **1932** 4-4-2, 1-2-2 Coach Madison Bell

DATE	OPPONENT	W / L / T	SCORES	RECORD
SEPT. 24 Sat	* vs Texas Tech	W	7 0	1-0
OCT. 1 Sat	at Tulane	L	14 26	1-1
5 Wed	SAM HOUSTON STC	W	26 0	2-1
8 Sat	TEXAS A&I	W	14 0	3-1
15 Sat	* TCU	L	0 17	3-2, 0-1
22 Sat	* at Baylor	T	0 0	3-2-1, 0-1-1
29 Sat	at Centenary	L	0 7	3-3-1
NOV. 5 Sat	* at SMU	T	0 0	3-3-2, 0-1-2
11 Fri	* RICE	W	14 7	4-3-2, 1-1-2
24 Thu	* at Texas	L	0 21	4-4-2, 1-2-2

* SWC game. * at Amarillo, Texas.

► 1933 6-3-1, 2-2-1 Coach Madison Bell

DATE	OPPONENT	W / L / T	SCORES	RECORD
SEPT. 23 Sat	TRINITY	W	38 0	1-0
30 Sat	at Tulane	W	13 6	2-0
OCT. 6 Fri	SAM HOUSTON STC	W	34 14	3-0
13 Fri	TEXAS A&I	W	17 0	4-0
21 Sat *	at TCU	L	7 13	4-1, 0-1
28 Sat *	BAYLOR	W	14 7	5-1, 1-1
NOV. 4 Sat	at Centenary	L	0 20	5-2
11 Sat *	SMU	L	0 19	5-3, 1-2
18 Sat *	at Rice	W	27 0	6-3, 2-2
30 Thu *	TEXAS	T	10 10	6-3-1, 2-2-1

* SWC game.

► 1934 2-7-2, 1-4-1 Coach H. H. Norton

DATE	OPPONENT	W / L / T	SCORES	RECORD
SEPT. 22 Sat	SAM HOUSTON STC	W	28 0	1-0
29 Sat	TEXAS A&I	T	14 14	1-0-1
OCT. 5 Fri	at Temple	L	6 40	1-1-1
13 Sat *	vs Centenary	L	0 13	1-2-1
20 Sat *	TCU	L	0 13	1-3-1, 0-1
27 Sat *	at Baylor	W	10 7	2-3-1, 1-1
NOV. 3 Sat *	ARKANSAS	T	7 7	2-3-2, 1-1-1
10 Sat *	at SMU	L	0 28	2-4-2, 1-2-1
17 Sat *	RICE	L	6 25	2-5-2, 1-3-1
29 Thu *	at Texas	L	0 13	2-6-2, 1-4-1
DEC. 8 Sat	! vs Michigan State	L	13 26	2-7-2

* SWC game. * at Beaumont, Texas. ! at San Antonio, Texas.

► 1935 3-7, 1-5 Coach H. H. Norton

DATE	OPPONENT	W / L / T	SCORES	RECORD
SEPT. 21 Sat	STEPHEN F AUSTIN STC	W	37 6	1-0
27 Fri	at Sam Houston STC	W	25 0	2-0
OCT. 5 Sat	TEMPLE	L	0 14	2-1
12 Sat	at Centenary	L	6 7	2-2
19 Sat *	at TCU	L	14 19	2-3, 0-1
26 Sat *	BAYLOR	L	6 14	2-4, 0-2
NOV. 2 Sat	!* at Arkansas	L	7 14	2-5, 0-3
16 Sat *	at Rice	L	10 17	2-6, 0-4
28 Thu *	TEXAS	W	20 6	3-6, 1-4
DEC. 7 Sat *	SMU	L	0 24	3-7, 1-5

* SWC game. ! at Little Rock, Arkansas.

► 1936 8-3-1, 3-2-1 Coach H. H. Norton

DATE	OPPONENT	W / L / T	SCORES	RECORD	RK
SEPT. 26 Sat	SAM HOUSTON STC	W	39 6	1-0	—
OCT. 3 Sat	at Hardin-Simmons	W	3 0	2-0	—
10 Sat *	at Rice	W	3 0	3-0, 1-0	—
17 Sat *	TCU	W	18 7	4-0, 2-0	—
24 Sat *	at Baylor	T	0 0	4-0-1, 2-0-1	14
31 Sat *	ARKANSAS	L	0 18	4-1-1, 2-1-1	—
NOV. 7 Sat *	at SMU	W	22 6	5-1-1, 3-1-1	—
11 Wed	at San Francisco	W	38 14	6-1-1	15
14 Sat	UTAH	W	20 7	7-1-1	15
21 Sat	at Centenary	L	0 3	7-2-1	14
26 Thu *	TEXAS	L	0 7	7-3-1, 3-2-1	—
DEC. 5 Sat	MANHATTAN COLLEGE	W	13 6	8-3-1	—

* SWC game.

► 1937 5-2-2, 2-2-2 Coach H. H. Norton

DATE	OPPONENT	W / L / T	SCORES	RECORD	RK
OCT. 2 Sat	at Manhattan College	W	14 7	1-0	—
9 Sat	MISSISSIPPI STATE	W	14 0	2-0	—
16 Sat *	at TCU	T	7 7	2-0-1, 0-0-1	—
23 Sat *	(*18) BAYLOR	L	0 13	2-1-1, 0-1-1	13
30 Sat *	at (*20) Arkansas	L	13 26	2-2-1, 0-2-1	—
NOV. 6 Sat *	SMU	W	14 0	3-2-1, 1-2-1	—
13 Sat *	at (*15) Rice	T	6 6	3-2-2, 1-2-2	—
25 Thu *	TEXAS	W	7 0	4-2-2, 2-2-2	—
DEC. 4 Sat	at San Francisco	W	42 0	5-2-2	—

* SWC game.

► 1938 4-4-1, 2-3-1 Coach H. H. Norton

DATE	OPPONENT	W / L / T	SCORES	RECORD	RK
SEPT. 24 Sat	TEXAS A&I	W	52 0	1-0	—
OCT. 1 Sat	TULSA	W	20 0	2-0	—
8 Sat	SANTA CLARA	L	0 7	2-1	—
15 Sat *	TCU	L	6 34	2-2, 0-1	—
22 Sat *	at (*17) Baylor	T	6 6	2-2-1, 0-1-1	—
29 Sat *	ARKANSAS	W	13 7	3-2-1, 1-1-1	—
NOV. 5 Sat *	at SMU	L	7 10	3-3-1, 1-2-1	—
12 Sat *	at Texas	L	6 7	3-4-1, 1-3-1	—
24 Thu *	RICE	W	27 0	4-4-1, 2-3-1	—

* SWC game.

► 1939 11-0, 6-0 Coach H. H. Norton

NATIONAL CHAMPIONS

[by Associated Press, Billingsley, Boand, DeVold, Dunkel, Football Research, Helms, Houlgate, National Championship Foundation, Poling, Sagarin (ELO-Chess), Williamson]

DATE	OPPONENT	W / L / T	SCORES	RECORD	RK
SEPT. 23 Sat	at Oklahoma A&M	W	32 0	1-0	—
30 Sat	CENTENARY	W	14 0	2-0	—
OCT. 6 Fri	at Santa Clara	W	7 3	3-0	—
14 Sat	VILLANOVA	W	33 7	4-0	—
21 Sat *	at TCU	W	20 6	5-0, 1-0	9
28 Sat *	BAYLOR	W	20 0	6-0, 2-0	5
NOV. 4 Sat *	at Arkansas	W	27 0	7-0, 3-0	5
11 Sat *	(*13) SMU	W	6 2	8-0, 4-0	2
18 Sat *	at Rice	W	19 0	9-0, 5-0	2
30 Thu *	TEXAS	W	20 0	10-0, 6-0	1
JAN. 1 Mon †	at (*5) Tulane	W	14 13	11-0	1

* SWC game. † Sugar Bowl, Tulane Stadium, New Orleans, Louisiana. Attendance: 72,000

► 1940 9-1, 5-1 Coach H. H. Norton

SWC CO-CHAMPIONS

DATE	OPPONENT	W / L / T	SCORES	RECORD	RK
SEPT. 28 Sat	TEXAS A&I	W	26 0	1-0	—
OCT. 5 Sat	* vs Tulsa	W	41 6	2-0	—
12 Sat	at UCLA	W	7 0	3-0	—
19 Sat *	TCU	W	21 7	4-0, 1-0	2
26 Sat *	at Baylor	W	14 7	5-0, 2-0	4
NOV. 2 Sat *	ARKANSAS	W	17 0	6-0, 3-0	5
9 Sat *	at (*14) SMU	W	19 7	7-0, 4-0	4
16 Sat *	RICE	W	25 0	8-0, 5-0	3
28 Thu *	at Texas	L	0 7	8-1, 5-1	2
JAN. 1 Wed †	vs (*12) Fordham	W	13 12	9-1	6

* SWC game. * at Alamo Stadium, San Antonio, Texas. † Cotton Bowl, Dallas. Attendance: 45,507



MARSHALL ROBNETT & JOHN KIMBROUGH
1940 All-Americans

► **1941** 9-2, 5-1 Coach H. H. Norton

SWC CHAMPIONS

DATE	OPPONENT	W / L	SCORES	RECORD	RK
SEPT. 27 Sat	SAM HOUSTON STC	W	54 0	1-0	—
OCT. 4 Sat	* vs Texas A&I	W	41 0	2-0	—
11 Sat	at New York Univ	W	49 7	3-0	—
18 Sat	* at TCU	W	14 0	4-0, 1-0	14
25 Sat	* BAYLOR	W	48 0	5-0, 2-0	9
NOV. 1 Sat	!* at Arkansas	W	7 0	6-0, 3-0	5
8 Sat	* SMU	W	21 10	7-0, 4-0	5
15 Sat	* at Rice	W	19 6	8-0, 5-0	4
27 Thu	* (*10) TEXAS	L	0 23	8-1, 5-1	2
DEC. 6 Sat	% vs (*19) Washington State	W	7 0	9-1	9
JAN. 1 Thu	† vs (*20) Alabama	L	21 29	9-2	9

* SWC game. * at San Antonio, Texas. ! at Little Rock, Ark. % at Tacoma, Wash.
† Cotton Bowl, Dallas Attendance: 33,000

► **1942** 4-5-1, 2-3-1 Coach H. H. Norton

DATE	OPPONENT	W / L / T	SCORES	RECORD	RK
SEPT. 26 Sat	at LSU	L	7 16	0-1	—
OCT. 3 Sat	TEXAS TECH	W	19 0	1-1	—
10 Sat	at Corpus Christi NAS	L	7 18	1-2	—
17 Sat	* (*17) TCU	L	2 7	1-3, 0-1	—
24 Sat	* at Baylor	L	0 6	1-4, 0-2	—
31 Sat	* ARKANSAS	W	41 0	2-4, 1-2	—
NOV. 7 Sat	* at SMU	W	27 20	3-4, 2-2	—
14 Sat	* at Rice	T	0 0	3-4-1, 2-2-1	—
26 Thu	* at (*18) Texas	L	6 12	3-5-1, 2-3-1	—
DEC. 5 Sat	WASHINGTON STATE	W	21 0	4-5-1	—

* SWC game.

► **1943** 7-2-1, 4-1 Coach H. H. Norton

DATE	OPPONENT	W / L / T	SCORES	RECORD	RK
SEPT. 25 Sat	BRYAN AFB	W	48 6	1-0	—
OCT. 2 Sat	at Texas Tech	W	13 0	2-0	—
9 Sat	at LSU	W	28 13	3-0	—
16 Sat	* at TCU	W	13 0	4-0, 1-0	18
23 Sat	* at North Texas AC	T	0 0	4-0-1	13
30 Sat	* at Arkansas	W	13 0	5-0-1, 2-0	19
NOV. 6 Sat	* SMU	W	22 0	6-0-1, 3-0	16
13 Sat	* at Rice	W	20 0	7-0-1, 4-0	14
25 Thu	* (*12) TEXAS	L	13 27	7-1-1, 4-1	16
JAN. 1 Sat	† vs LSU	L	14 19	7-2-1	—

* SWC game. * at Arlington, Texas. † Orange Bowl, Miami, Fla.

► **1944** 7-4, 2-3 Coach H. H. Norton

DATE	OPPONENT	W / L	SCORES	RECORD	RK
SEPT. 23 Sat	BRYAN AFB	W	39 0	1-0	—
30 Sat	* vs Texas Tech	W	27 14	2-0	—
OCT. 7 Sat	at Oklahoma	L	14 21	2-1	—
14 Sat	* TCU	L	7 13	2-2, 0-1	—
21 Sat	at LSU	W	7 0	3-2	—
28 Sat	! at North Texas AC	W	61 0	4-2	—
NOV. 4 Sat	* ARKANSAS	L	6 7	4-3, 0-2	—
11 Sat	* at SMU	W	39 6	5-3, 1-2	—
18 Sat	* at Rice	W	19 6	6-3, 2-2	—
30 Thu	* at Texas	L	0 6	6-4, 2-3	—
DEC. 8 Fri	at Miami (Fla.)	W	70 14	7-4	—

* SWC game. * at San Antonio, Texas. ! at Arlington, Texas.

► **1945** 6-4, 3-3 Coach H. H. Norton

DATE	OPPONENT	W / L	SCORES	RECORD	RK
SEPT. 22 Sat	ELLINGTON FIELD	W	54 0	1-0	—
29 Sat	at Texas Tech	W	16 6	2-0	—
OCT. 6 Sat	OKLAHOMA	W	19 14	3-0	—
13 Sat	LSU	L	12 31	3-1	17
20 Sat	* at TCU	L	12 13	3-2, 0-1	—
27 Sat	* BAYLOR	W	19 13	4-2, 1-1	—
NOV. 3 Sat	* at Arkansas	W	34 0	5-2, 2-1	—
10 Sat	* SMU	W	3 0	6-2, 3-1	—
17 Sat	* at Rice	L	0 6	6-3, 3-2	—
29 Thu	* (*10) TEXAS	L	10 20	6-4, 3-3	—

* SWC game.

► **1946** 4-6, 3-3 Coach H. H. Norton

DATE	OPPONENT	W / L	SCORES	RECORD	RK
SEPT. 21 Sat	NORTH TEXAS STATE	W	47 0	1-0	—
28 Sat	* vs Texas Tech	L	0 6	1-1	—
OCT. 5 Sat	at Oklahoma	L	7 10	1-2	—
12 Sat	at LSU	L	9 33	1-3	—
19 Sat	* TCU	W	14 0	2-3, 1-0	—
26 Sat	* at Baylor	W	17 0	3-3, 2-0	—
NOV. 2 Sat	* ARKANSAS	L	0 7	3-4, 2-1	—
9 Sat	* at SMU	W	14 0	4-4, 3-1	—
16 Sat	* (*14) RICE	L	10 27	4-5, 3-2	—
NOV. 28 Thu	* at (*20) Texas	L	7 24	4-6, 3-3	—

* SWC game. * at San Antonio, Texas.

► **1947** 3-6-1, 1-4-1 Coach H. H. Norton

DATE	OPPONENT	W / L / T	SCORES	RECORD	RK
SEPT. 20 Sat	SOUTHWESTERN	W	48 0	1-0	—
27 Sat	* vs Texas Tech	W	29 7	2-0	—
OCT. 4 Sat	at Oklahoma	L	14 26	2-1	—
11 Sat	at LSU	L	13 19	2-2	—
18 Sat	* at TCU	L	0 26	2-3, 0-1	—
25 Sat	* BAYLOR	W	24 0	3-3, 1-1	—
NOV. 1 Sat	* at Arkansas	T	21 21	3-3-1, 1-1-1	—
8 Sat	* (*3) SMU	L	0 13	3-4-1, 1-2-1	—
15 Sat	* at Rice	L	7 41	3-5-1, 1-3-1	—
27 Thu	* (*7) TEXAS	L	13 32	3-6-1, 1-4-1	—

* SWC game. * at San Antonio, Texas.

► **1948** 0-9-1, 0-5-1 Coach Harry Stiteler

DATE	OPPONENT	W / L / T	SCORES	RECORD	RK
SEPT. 18 Sat	at Villanova	L	14 34	0-1	—
25 Sat	* vs Texas Tech	L	14 20	0-2	—
OCT. 2 Sat	at Oklahoma	L	14 42	0-3	—
9 Sat	at LSU	L	13 14	0-4	—
16 Sat	* TCU	L	14 27	0-5, 0-1	—
23 Sat	* at Baylor	L	14 20	0-6, 0-2	—
30 Sat	* ARKANSAS	L	6 28	0-7, 0-3	—
NOV. 6 Sat	* at (*8) SMU	L	14 20	0-8, 0-4	—
13 Sat	* RICE	L	6 28	0-9, 0-5	—
25 Thu	* at Texas	T	14 14	0-9-1, 0-5-1	—

* SWC game. * at San Antonio, Texas.

► **1949** 1-8-1, 0-5-1 Coach Harry Stiteler

DATE	OPPONENT	W / L / T	SCORES	RECORD	RK
SEPT. 17 Sat	VILLANOVA	L	0 35	0-1	—
24 Sat	* vs Texas Tech	W	26 7	1-1	—
OCT. 1 Sat	at Oklahoma	L	13 33	1-2	—
8 Sat	at LSU	L	0 34	1-3	—
15 Sat	* at TCU	L	6 28	1-4, 0-1	—
22 Sat	* (*11) BAYLOR	L	0 21	1-5, 0-2	—
29 Sat	* at Arkansas	L	6 27	1-6, 0-3	—
NOV. 5 Sat	* (*9) SMU	T	27 27	1-6-1, 0-3-1	—
12 Sat	* at (*7) Rice	L	0 13	1-7-1, 0-4-1	—
24 Thu	* TEXAS	L	14 42	1-8-1, 0-5-1	—

* SWC game. * at San Antonio, Texas.

► **1950** 7-4, 3-3 Coach Harry Stiteler

DATE	OPPONENT	W / L	SCORES	RECORD	RK
SEPT. 23 Sat	* vs Nevada	W	48 18	1-0	—
30 Sat	* vs Texas Tech	W	34 13	2-0	—
OCT. 7 Sat	at (*6) Oklahoma	L	28 34	2-1	—
14 Sat	VMI	W	52 0	3-1	—
21 Sat	* TCU	W	42 23	4-1, 1-0	—
28 Sat	* at Baylor	L	20 27	4-2, 1-1	13
NOV. 4 Sat	* ARKANSAS	W	42 13	5-2, 2-1	—
11 Sat	* at (*7) SMU	W	25 20	6-2, 3-1	—
18 Sat	* RICE	L	13 21	6-3, 3-2	12
30 Thu	* at (*5) Texas	L	0 17	6-4, 3-3	—
DEC. 8 Fri	† vs Georgia	W	40 20	7-4	—

* SWC game. * at San Antonio, Texas. † Presidential Cup, Byrd Stadium, College Park, Md. Attendance: 12,245

► 1951 5-3-2, 1-3-2 Coach Raymond George

DATE	OPPONENT	W / L / T	SCORES	RECORD	RK
SEPT. 21	Fri at UCLA	W	21 14	1-0	6
29	Sat * vs Texas Tech	W	20 7	2-0	10
OCT. 6	Sat (#11) OKLAHOMA	W	14 7	3-0	4
13	Sat at Trinity	W	53 14	4-0	n/a
20	Sat * at TCU	L	14 20	4-1, 0-1	6
27	Sat * (#7) BAYLOR	T	21 21	4-1-1, 0-1-1	16
NOV. 3	Sat * at Arkansas	L	21 33	4-2-1, 0-2-1	18
10	Sat * SMU	T	14 14	4-2-2, 0-2-2	—
17	Sat * at Rice	L	13 28	4-3-2, 0-3-2	—
29	Thu * (#16) TEXAS	W	22 21	5-3-2, 1-3-2	—

* SWC game. * at Dallas, Texas.

► 1952 3-6-1, 1-4-1 Coach Raymond George

DATE	OPPONENT	W / L / T	SCORES	RECORD	TV	RK
SEPT. 20	Sat at Houston	W	21 13	1-0	—	—
27	Sat # vs Oklahoma A&M	W	14 7	2-0	—	—
OCT. 4	Sat KENTUCKY	L	7 10	2-1	—	—
11	Sat at (#1) Michigan State	L	6 48	2-2	—	—
18	Sat * TCU	T	7 7	2-2-1, 0-0-1	—	—
25	Sat * at Baylor	L	20 21	2-3-1, 0-1-1	—	—
NOV. 1	Sat * ARKANSAS	W	31 12	3-3-1, 1-1-1	—	—
8	Sat * at SMU	L	13 21	3-4-1, 1-2-1	—	—
15	Sat * RICE	L	6 16	3-5-1, 1-3-1	—	—
27	Thu * at (#10) Texas	L	12 32	3-6-1, 1-4-1	regional	—

* SWC game. # at Dallas, Texas.

► 1953 4-5-1, 1-5 Coach Raymond George

DATE	OPPONENT	W / L / T	SCORES	RECORD	TV	RK
SEPT. 19	Sat at Kentucky	W	7 6	1-0	—	—
26	Sat HOUSTON	T	14 14	1-0-1	—	—
OCT. 3	Sat # vs (#18) Georgia	W	14 12	2-0-1	—	—
10	Sat at Texas Tech	W	27 14	3-0-1	—	—
17	Sat * at TCU	W	20 7	4-0-1, 1-0	—	—
24	Sat * (#6) BAYLOR	L	13 14	4-1-1, 1-1	—	15
31	Sat !* at Arkansas	L	14 41	4-2-1, 1-2	—	—
NOV. 7	Sat * SMU	L	0 23	4-3-1, 1-3	—	—
14	Sat * at (#16) Rice	L	7 34	4-4-1, 1-4	—	—
26	Thu * (#11) TEXAS	L	12 21	4-5-1, 1-5	—	—

* SWC game. # at Dallas, Texas. ! at Little Rock, Ark.

► 1954 1-9, 0-6 Coach Paul "Bear" Bryant

DATE	OPPONENT	W / L	SCORES	RECORD	TV	RK
SEPT. 18	Sat (#19) TEXAS TECH	L	9 41	0-1	—	—
25	Sat # vs Oklahoma A&M	L	6 14	0-2	—	—
OCT. 2	Sat at Georgia	W	6 0	1-2	—	—
9	Sat at Houston	L	7 10	1-3	—	—
16	Sat * TCU	L	20 21	1-4, 0-1	—	—
23	Sat * at Baylor	L	7 20	1-5, 0-2	—	—
30	Sat * (#4) ARKANSAS	L	7 14	1-6, 0-3	—	—
NOV. 6	Sat * at SMU	L	3 6	1-7, 0-4	—	—
13	Sat * RICE	L	19 29	1-8, 0-5	—	—
25	Thu * at Texas	L	13 22	1-9, 0-6	—	—

* SWC game. # at Dallas, Texas.

► 1955 7-2-1, 4-1-1 Coach Paul "Bear" Bryant

DATE	OPPONENT	W / L / T	SCORES	RECORD	TV	RK
SEPT. 16	Fri at (#1) UCLA	L	0 21	0-1	—	—
24	Sat # vs (#16) LSU	W	28 0	1-1	—	—
OCT. 1	Sat HOUSTON	W	21 3	2-1	—	—
8	Sat at Nebraska	W	27 0	3-1	—	—
15	Sat * at (#7) TCU	W	19 16	4-1, 1-0	—	19
22	Sat * (#16) BAYLOR	W	19 7	5-1, 2-0	—	12
29	Sat * at Arkansas	T	7 7	5-1-1, 2-0-1	—	11
NOV. 5	Sat * SMU	W	13 2	6-1-1, 3-0-1	—	12
12	Sat * at Rice	W	20 12	7-1-1, 4-0-1	—	9
24	Thu * TEXAS	L	6 21	7-2-1, 4-1-1	NBC	8

* SWC game. # at Dallas, Texas.

► 1956 9-0-1, 6-0 Coach Paul "Bear" Bryant

SWC CHAMPIONS

DATE	OPPONENT	W / L / T	SCORES	RECORD	TV	RK
SEPT. 22	Sat VILLANOVA	W	19 0	1-0	—	9
29	Sat at LSU	W	9 6	2-0	—	11
OCT. 6	Sat # vs Texas Tech	W	40 7	3-0	—	11
13	Sat at Houston	T	14 14	3-0-1	—	9
20	Sat * (#4) TCU	W	7 6	4-0-1, 1-0	—	14
27	Sat * at (#8) Baylor	W	19 13	5-0-1, 2-0	—	7
NOV. 3	Sat * ARKANSAS	W	27 0	6-0-1, 3-0	regional	5
10	Sat * at SMU	W	33 7	7-0-1, 4-0	—	5
17	Sat * RICE	W	21 7	8-0-1, 5-0	—	5
29	Thu * at Texas	W	34 21	9-0-1, 6-0	—	4



JOHN DAVID CROW
1957 Heisman
Trophy winner

* SWC game. # at Dallas, Texas.

► 1957 8-3, 4-2 Coach Paul "Bear" Bryant

DATE	OPPONENT	W / L / T	SCORES	RECORD	TV	RK
SEPT. 21	Sat # vs Maryland	W	21 13	1-0	NBC	2
28	Sat at Texas Tech	W	21 0	2-0	—	2
OCT. 5	Sat MISSOURI	W	28 0	3-0	—	5
12	Sat HOUSTON	W	28 6	4-0	—	3
19	Sat * at TCU	W	7 0	5-0, 1-0	—	3
26	Sat * BAYLOR	W	14 0	6-0, 2-0	—	2
NOV. 2	Sat * at (#11) Arkansas	W	7 6	7-0, 3-0	—	1
9	Sat * SMU	W	19 6	8-0, 4-0	—	1
16	Sat * at (#20) Rice	L	6 7	8-1, 4-1	—	1
28	Thu * TEXAS	L	7 9	8-2, 4-2	regional	4
DEC. 27	Fri † vs (#13) Tennessee	L	0 3	8-3	CBS	8

* SWC game. # at Dallas, Texas. † Gator Bowl, Gator Bowl Stadium, Jacksonville, Fla. Attendance: 43,709

► 1958 4-6, 2-4 Coach Jim Myers

DATE	OPPONENT	W / L / T	SCORES	RECORD	TV	RK
SEPT. 20	Sat # vs Texas Tech	L	14 15	0-1	—	20
27	Sat at Houston	L	7 39	0-2	—	—
OCT. 4	Sat MISSOURI	W	12 0	1-2	—	—
11	Sat at Maryland	W	14 10	2-2	—	—
18	Sat * (#20) TCU	L	8 24	2-3, 0-1	—	—
25	Sat * at Baylor	W	33 27	3-3, 1-1	—	—
NOV. 1	Sat * ARKANSAS	L	8 21	3-4, 1-2	—	—
8	Sat * at (#20) SMU	L	0 33	3-5, 1-3	—	—
15	Sat * at Rice	W	28 21	4-5, 2-3	—	—
27	Thu * at Texas	L	0 27	4-6, 2-4	ABC	—

* SWC game. # at Dallas, Texas.

► 1959 3-7, 0-6 Coach Jim Myers

DATE	OPPONENT	W / L / T	SCORES	RECORD	TV	RK
SEPT. 19	Sat # vs Texas Tech	L	14 20	0-1	—	—
26	Sat at (#19) Michigan State	W	9 7	1-1	—	—
OCT. 3	Sat at Mississippi Southern	W	7 3	2-1	—	—
10	Sat HOUSTON	W	28 6	3-1	—	—
17	Sat * at TCU	L	6 39	3-2, 0-1	—	—
24	Sat * BAYLOR	L	0 13	3-3, 0-2	—	—
31	Sat * at (#17) Arkansas	L	7 12	3-4, 0-3	regional	—
NOV. 7	Sat * SMU	L	11 14	3-5, 0-4	—	—
14	Sat * at Rice	L	2 7	3-6, 0-5	—	—
26	Thu * (#4) TEXAS	L	17 20	3-7, 0-6	—	—

* SWC game. # at Dallas, Texas.

HISTORY

► 1960 1-6-3, 0-4-3 Coach Jim Myers

DATE	OPPONENT	W / L / T	SCORES	RECORD	TV	RK
SEPT. 17 Sat	at LSU	L	0 9	0-1	—	—
SEPT. 24 Sat	* TEXAS TECH	T	14 14	0-1-1, 0-0-1	—	—
OCT. 1 Sat	at Trinity	W	14 0	1-1-1	—	—
OCT. 8 Sat	at Houston	L	0 17	1-2-1	—	—
OCT. 15 Sat	* TCU	T	14 14	1-2-2, 0-0-2	—	—
OCT. 22 Sat	* at (#7) Baylor	L	0 14	1-3-2, 0-1-2	—	—
OCT. 29 Sat	* (#12) ARKANSAS	L	3 7	1-4-2, 0-2-2	—	—
NOV. 5 Sat	* at SMU	T	0 0	1-4-3, 0-2-3	—	—
NOV. 12 Sat	* at (#16) Rice	L	14 21	1-5-3, 0-3-3	—	—
NOV. 24 Thu	* at Texas	L	14 21	1-6-3, 0-4-3	ABC	—

* SWC game.

1961 4-5-1, 3-4 Coach Jim Myers

DATE	OPPONENT	W / L / T	SCORES	RECORD	TV	RK
SEPT. 23 Sat	HOUSTON	T	7 7	0-0-1	—	—
30 Sat	at LSU	L	7 16	0-1-1	—	—
OCT. 7 Sat	* at Texas Tech	W	38 7	1-1-1, 1-0	—	—
14 Sat	at Trinity	W	55 0	2-1-1	—	—
21 Sat	* at TCU	L	14 15	2-2-1, 1-1	—	—
28 Sat	* BAYLOR	W	23 0	3-2-1, 2-1	—	—
NOV. 4 Sat	* at Arkansas	L	8 15	3-3-1, 2-2	—	—
11 Sat	* SMU	W	25 12	4-3-1, 3-2	—	—
18 Sat	* at Rice	L	7 21	4-4-1, 3-3	—	—
23 Thu	* (#5) TEXAS	L	0 25	4-5-1, 3-4	ABC	—

* SWC game.

► 1962 3-7, 3-4 Coach Hank Foldberg

DATE	OPPONENT	W / L	SCORES	RECORD	TV	RK
SEPT. 15 Sat	at (#5) LSU	L	0 21	0-1	—	—
22 Sat	at Houston	L	3 6	0-2	—	—
OCT. 6 Sat	* TEXAS TECH	W	7 3	1-2, 1-0	—	—
13 Sat	at Florida	L	6 42	1-3	—	—
20 Sat	* TCU	L	14 20	1-4, 1-1	—	—
27 Sat	* at Baylor	W	6 3	2-4, 2-1	—	—
NOV. 3 Sat	* (#8) ARKANSAS	L	7 17	2-5, 2-2	—	—
10 Sat	* at SMU	W	12 7	3-5, 3-2	—	—
17 Sat	* at Rice	L	3 23	3-6, 3-3	—	—
22 Thu	* at (#4) Texas	L	3 13	3-7, 3-4	CBS	—

* SWC game.

► 1963 2-7-1, 1-5-1 Coach Hank Foldberg

DATE	OPPONENT	W / L / T	SCORES	RECORD	TV	RK
SEPT. 21 Sat	at LSU	L	6 14	0-1	—	—
28 Sat	at Ohio State	L	0 17	0-2	—	—
OCT. 5 Sat	* at Texas Tech	L	0 10	0-3, 0-1	—	—
12 Sat	HOUSTON	W	23 13	1-3	—	—
19 Sat	* at TCU	T	14 14	1-3-1, 0-1-1	—	—
26 Sat	* BAYLOR	L	7 34	1-4-1, 0-2-1	—	—
NOV. 2 Sat	! at Arkansas	L	7 21	1-5-1, 0-3-1	—	—
9 Sat	* SMU	L	7 9	1-6-1, 0-4-1	—	—
16 Sat	* at Rice	W	13 6	2-6-1, 1-4-1	—	—
28 Thu	* (#1) TEXAS	L	13 15	2-7-1, 1-5-1	CBS	—

* SWC game. ! at Little Rock, Ark.

► 1964 1-9, 1-6 Coach Hank Foldberg

DATE	OPPONENT	W / L	SCORES	RECORD	TV	RK
SEPT. 19 Sat	at LSU	L	6 9	0-1	—	—
25 Fri	at Houston	L	0 10	0-2	—	—
OCT. 3 Sat	* TEXAS TECH	L	12 16	0-3, 0-1	—	—
10 Sat	at USC	L	7 31	0-4	—	—
17 Sat	* TCU	L	9 14	0-5, 0-2	—	—
24 Sat	* at Baylor	L	16 20	0-6, 0-3	—	—
31 Sat	* (#4) ARKANSAS	L	0 17	0-7, 0-4	—	—
NOV. 7 Sat	* at SMU	W	23 0	1-7, 1-4	—	—
14 Sat	* at Rice	L	8 19	1-8, 1-5	—	—
26 Thu	* at (#5) Texas	L	7 26	1-9, 1-6	regional	—

* SWC game.

► 1965 3-7, 1-6 Coach Gene Stallings

DATE	OPPONENT	W / L	SCORES	RECORD	TV	ATTEN.	RK
SEPT. 18 Sat	at (#8) LSU	L	0 10	0-1	—	—	—
25 Sat	at Georgia Tech	W	14 10	1-1	—	—	—
OCT. 2 Sat	* at Texas Tech	L	16 20	1-2, 0-1	—	—	—
9 Sat	HOUSTON	W	10 7	2-2	—	—	—
16 Sat	* at TCU	L	9 17	2-3, 0-2	—	—	—
23 Sat	* BAYLOR	L	0 31	2-4, 0-3	—	—	—
30 Sat	! at (#2) Arkansas	L	0 31	2-5, 0-4	—	—	—
NOV. 6 Sat	* SMU	L	0 10	2-6, 0-5	—	—	—
13 Sat	* at Rice	W	14 13	3-6, 1-5	—	—	—
25 Thu	* TEXAS	L	17 21	3-7, 1-6	—	—	—

* SWC game. ! at Little Rock, Ark.

► 1966 4-5-1, 4-3 Coach Gene Stallings

DATE	OPPONENT	W / L / T	SCORES	RECORD	TV	RK
SEPT. 17 Sat	at Georgia Tech	L	3 38	0-1	—	—
24 Sat	at Tulane	L	13 21	0-2	—	—
OCT. 1 Sat	* TEXAS TECH	W	35 14	1-2, 1-0	—	—
8 Sat	at LSU	T	7 7	1-2-1	—	—
15 Sat	* TCU	W	35 7	2-2-1, 2-0	—	—
22 Sat	* at Baylor	W	17 13	3-2-1, 3-0	—	—
29 Sat	* (#9) ARKANSAS	L	0 34	3-3-1, 3-1	—	—
NOV. 5 Sat	* at SMU	L	14 21	3-4-1, 3-2	—	—
12 Sat	* at Rice	W	7 6	4-4-1, 4-2	—	—
24 Thu	* at Texas	L	14 22	4-5-1, 4-3	—	—

* SWC game.

► 1967 7-4, 6-1 Coach Gene Stallings

SWC CHAMPIONS

DATE	OPPONENT	W / L	SCORES	RECORD	TV	RK
SEPT. 16 Sat	* SMU	L	17 20	0-1, 0-1	CBS	—
23 Sat	* vs Purdue	L	20 24	0-2	—	—
30 Sat	at LSU	L	6 17	0-3	—	—
OCT. 7 Sat	FLORIDA STATE	L	18 19	0-4	—	—
14 Sat	* at Texas Tech	W	28 24	1-4, 1-1	—	—
21 Sat	* at TCU	W	20 0	2-4, 2-1	—	—
28 Sat	* BAYLOR	W	21 3	3-4, 3-1	—	—
NOV. 4 Sat	* ARKANSAS	W	33 21	4-4, 4-1	—	—
18 Sat	* at Rice	W	18 3	5-4, 5-1	—	—
23 Thu	* TEXAS	W	10 7	6-4, 6-1	—	—
JAN. 1 Mon	† vs (#8) Alabama	W	20 16	7-4	CBS	—

* SWC game. † at Dallas, Texas. ‡ Cotton Bowl, Dallas. Attendance: 73,800



GENE STALLINGS (coat & tie) and his staff enter Kyle Field

► 1968 3-7, 2-5 Coach Gene Stallings

DATE	OPPONENT	W / L	SCORES	RECORD	TV	RK
SEPT. 21 Sat	at (#18) LSU	L	12 13	0-1	—	13
28 Sat	at Tulane	W	35 3	1-1	—	—
OCT. 5 Sat	at Florida State	L	14 20	1-2	—	17
12 Sat	* TEXAS TECH	L	16 21	1-3, 0-1	—	—
19 Sat	* TCU	W	27 7	2-3, 1-1	—	—
26 Sat	* at Baylor	L	9 10	2-4, 1-2	—	—
NOV. 2 Sat	* (#17) ARKANSAS	L	22 25	2-5, 1-3	—	—
9 Sat	* at SMU	L	23 36	2-6, 1-4	—	—
16 Sat	* RICE	W	24 14	3-6, 2-4	—	—
28 Thu	* at (#6) Texas	L	14 35	3-7, 2-5	ABC	—

* SWC game.

► 1969 3-7, 2-5 Coach Gene Stallings

DATE	OPPONENT	W / L	SCORES	RECORD	TV	RK
SEPT. 20 Sat	at LSU	L	6 35	0-1	—	—
27 Sat	at Nebraska	L	0 14	0-2	—	—
OCT. 4 Sat	at Army	W	20 13	1-2	—	—
11 Sat	* at Texas Tech	L	9 13	1-3, 0-1	—	—
18 Sat	* at TCU	L	6 16	1-4, 0-2	—	—
25 Sat	* BAYLOR	W	24 0	2-4, 1-2	—	—
NOV. 1 Sat	* at (#4) Arkansas	L	13 35	2-5, 1-3	ABC-R	—
8 Sat	* SMU	W	20 10	3-5, 2-3	—	—
15 Sat	* at Rice	L	6 7	3-6, 2-4	—	—
27 Thu	* (#1) TEXAS	L	12 49	3-7, 2-5	—	—

* SWC game.

► 1970 2-9, 0-7 Coach Gene Stallings

Table with columns: DATE, OPPONENT, W/L, SCORES, RECORD, TV, RK. Rows include Sept 12 Sat WICHITA STATE, Sept 19 Sat at (#12) LSU, Oct 2 Sat * TEXAS TECH, etc.

* SWC game.

► 1971 5-6, 4-3 Coach Gene Stallings

Table with columns: DATE, OPPONENT, W/L, SCORES, RECORD, TV, ATTEN., RK. Rows include Sept 11 Sat WICHITA STATE, Sept 18 Sat at LSU, Oct 2 Sat CINCINNATI, etc.

* SWC game. † at Little Rock, Ark.

► 1972 3-8, 2-5 Coach Emory Bellard

Table with columns: DATE, OPPONENT, W/L, SCORES, RECORD, TV, ATTEN., RK. Rows include Sept 9 Sat at Wichita State, Sept 16 Sat at (#9) Nebraska, Oct 14 Sat * TEXAS TECH, etc.

* SWC game.

► 1973 5-6, 3-4 Coach Emory Bellard

Table with columns: DATE, OPPONENT, W/L, SCORES, RECORD, TV, ATTEN., RK. Rows include Sept 15 Sat WICHITA STATE, Sept 22 Sat at (#11) LSU, Oct 6 Sat at Clemson, etc.

* SWC game.

► 1974 8-3, 5-2 Coach Emory Bellard

Table with columns: DATE, OPPONENT, W/L, SCORES, RECORD, TV, ATTEN., RK. Rows include Sept 14 Sat CLEMSON, Sept 21 Sat at (#7) LSU, Oct 5 Sat at Kansas, etc.

* SWC game.

► 1975 10-2, 6-1 Coach Emory Bellard

SWC TRI-CHAMPIONS

Table with columns: DATE, OPPONENT, W/L, SCORES, RECORD, TV, ATTEN., RK. Rows include Sept 13 Sat OLE MISS, Sept 20 Sat at LSU, Oct 4 Sat at Kansas State, etc.

* SWC game. † at Little Rock, Arkansas. ‡ Liberty Bowl, Memphis, Tennessee.

► 1976 10-2, 6-2 Coach Emory Bellard

Table with columns: DATE, OPPONENT, W/L, SCORES, RECORD, TV, ATTEN., RK. Rows include Sept 11 Sat VIRGINIA TECH, Sept 18 Sat KANSAS STATE, Oct 2 Sat at TCU, etc.

* SWC game. † at Little Rock, Arkansas. ‡ Sun Bowl, El Paso, Texas.

► 1977 8-4, 6-2 Coach Emory Bellard

Table with columns: DATE, OPPONENT, W/L, SCORES, RECORD, TV, ATTEN., RK. Rows include Sept 10 Sat KANSAS, Sept 17 Sat at Virginia Tech, Oct 1 Sat at (#3) Michigan, etc.

* SWC game. † Bluebonnet Bowl, Astrodome, Houston.

► 1978 8-4, 4-4 Coach Emory Bellard

Table with columns: DATE, OPPONENT, W/L, SCORES, RECORD, TV, ATTEN., RK. Rows include Sept 9 Sat at Kansas, Sept 23 Sat at Boston College, Oct 7 Sat * TEXAS TECH, etc.

Coach Tom Wilson

Table with columns: DATE, OPPONENT, W/L, SCORES, RECORD, TV, ATTEN., RK. Rows include Nov 4 Sat * RICE, Nov 18 Sat * at SMU, Dec 2 Sat * at (#14) Texas, etc.

* SWC game. † at Little Rock, Arkansas. ‡ Hall of Fame Bowl, Legion Field, Birmingham, Alabama.

HISTORY

▶ 1979 6-5, 4-4 Coach Tom Wilson

DATE	OPPONENT	W/L	SCORES	RECORD	TV	ATTEN.	RK
SEPT. 8 Sat	* vs BYU	L	17 18	0-1	—	40,000	14
15 Sat	* at Baylor	L	7 17	0-2, 0-1	—	48,500	—
22 Sat	at (*6) Penn State	W	27 14	1-2	—	77,576	—
29 Sat	at Memphis State	W	17 7	2-2	—	38,477	—
OCT. 6 Sat	* at Texas Tech	L	20 21	2-3, 0-2	—	52,468	—
13 Sat	* (*7) HOUSTON	L	14 17	2-4, 0-3	—	59,545	—
27 Sat	* at Rice	W	41 15	3-4, 1-3	—	43,000	—
NOV. 3 Sat	* SMU	W	47 14	4-4, 2-3	ABC-R	58,690	—
17 Sat	* (*9) ARKANSAS	L	10 22	4-5, 2-4	—	62,648	—
24 Sat	* at TCU	W	30 7	5-5, 3-4	—	27,229	—
DEC. 1 Sat	* (*6) TEXAS	W	13 7	6-5, 4-4	—	69,017	—

* SWC game. * at Rice Stadium, Houston.

▶ 1980 4-7, 3-5 Coach Tom Wilson

DATE	OPPONENT	W/L	SCORES	RECORD	TV	ATTEN.	RK
SEPT. 6 Sat	* at Ole Miss	W	23 20	1-0	—	47,482	—
13 Sat	at (*12) Georgia	L	0 42	1-1	—	60,150	—
20 Sat	* (*11) PENN STATE	L	9 25	1-2	—	66,783	—
OCT. 4 Sat	* TEXAS TECH	W	41 21	2-2, 1-0	—	65,379	—
11 Sat	* at Houston	L	13 17	2-3, 1-1	—	46,525	—
18 Sat	* (*13) BAYLOR	L	7 46	2-4, 1-2	—	69,588	—
25 Sat	* RICE	L	6 10	2-5, 1-3	—	51,630	—
NOV. 1 Sat	* at (*19) SMU	L	0 27	2-6, 1-4	ABC-R	41,289	—
15 Sat	* at Arkansas	L	24 27	2-7, 1-5	—	38,715	—
22 Sat	* TCU	W	13 10	3-7, 2-5	—	48,546	—
29 Sat	* at Texas	W	24 14	4-7, 3-5	—	72,537	—

* SWC game. * at Veterans Memorial Stadium, Jackson, Mississippi.

▶ 1981 7-5, 4-4 Coach Tom Wilson

DATE	OPPONENT	W/L	SCORES	RECORD	TV	ATTEN.	RK
SEPT. 5 Sat	at California	W	29 28	1-0	—	40,000	—
19 Sat	at Boston College	L	12 13	1-1	—	31,000	—
26 Sat	LOUISIANA TECH	W	43 7	2-1	—	56,217	—
OCT. 3 Sat	* at Texas Tech	W	24 23	3-1, 1-0	—	50,081	—
10 Sat	* HOUSTON	W	7 6	4-1, 2-0	—	66,569	—
17 Sat	* at Baylor	L	17 19	4-2, 2-1	—	45,000	—
24 Sat	* at Rice	W	51 26	5-2, 3-1	—	52,000	—
31 Sat	* (*13) SMU	L	7 27	5-3, 3-2	—	62,646	—
NOV. 14 Sat	* (*16) ARKANSAS	L	7 10	5-4, 3-3	ABC-R	62,003	—
21 Sat	* TCU	W	37 7	6-4, 4-3	—	29,483	—
26 Thu	* (*7) TEXAS	L	13 21	6-5, 4-4	—	71,731	—
DEC. 12 Sat	† vs Oklahoma State	W	33 16	7-5	Mizlou	48,600	—

* SWC game. † Independence Bowl, Shreveport, Louisiana.

▶ 1982 5-6, 3-5 Coach Jackie Sherrill

DATE	OPPONENT	W/L	SCORES	RECORD	TV	ATTEN.	RK
SEPT. 4 Sat	BOSTON COLLEGE	L	16 38	0-1	ABC	55,177	—
18 Sat	UT ARLINGTON	W	61 22	1-1	—	54,098	—
25 Sat	LOUISIANA TECH	W	38 27	2-1	—	53,214	—
OCT. 2 Sat	* TEXAS TECH	L	15 24	2-2, 0-1	CBS-R	59,416	—
9 Sat	* at Houston	L	20 24	2-3, 0-2	—	46,302	—
16 Sat	* BAYLOR	W	28 23	3-3, 1-2	—	64,017	—
23 Sat	* RICE	W	49 7	4-3, 2-2	—	53,767	—
30 Sat	* at (*4) SMU	L	9 47	4-4, 2-3	CBS	50,008	—
NOV. 13 Sat	* at (*10) Arkansas	L	0 35	4-5, 2-4	—	53,410	—
20 Sat	* TCU	W	34 14	5-5, 3-4	—	51,892	—
25 Sat	* at (*14) Texas	L	16 53	5-6, 3-5	—	72,368	—

* SWC game. † at Little Rock, Arkansas.

▶ 1983 5-5-1, 4-3-1 Coach Jackie Sherrill

DATE	OPPONENT	W/L/T	SCORES	RECORD	TV	ATTEN.	RK
SEPT. 3 Sat	CALIFORNIA	L	17 19	0-1	—	51,971	—
17 Sat	ARKANSAS STATE	W	38 17	1-1	—	50,064	—
24 Sat	OKLAHOMA STATE	L	15 34	1-2	CBS	53,638	—
OCT. 1 Sat	* at Texas Tech	L	0 3	1-3, 0-1	—	52,109	—
8 Sat	* HOUSTON	W	30 7	2-3, 1-1	—	57,622	—
15 Sat	* at Baylor	T	13 13	2-3-1, 1-1-1	WTBS	40,000	—
22 Sat	* at Rice	W	29 10	3-3-1, 2-1-1	—	40,000	—
29 Sat	* (*10) SMU	L	7 10	3-4-1, 2-2-1	—	60,219	—
NOV. 12 Sat	* ARKANSAS	W	36 23	4-4-1, 3-2-1	—	58,597	—
19 Sat	* at TCU	W	20 10	5-4-1, 4-2-1	—	28,640	—
26 Sat	* (*2) TEXAS	L	13 45	5-5-1, 4-3-1	ABC	76,751	—

* SWC game. † at Little Rock, Arkansas.

▶ 1984 6-5, 3-5 Coach Jackie Sherrill

DATE	OPPONENT	W/L	SCORES	RECORD	TV	ATTEN.	RK
SEPT. 1 Sat	UTEP	W	20 17	1-0	Gaylord-R	42,658	—
22 Sat	IOWA STATE	W	38 17	2-0	Gaylord-R	45,239	—
29 Sat	ARKANSAS STATE	W	22 21	3-0	Gaylord-R	45,282	—
OCT. 6 Sat	* TEXAS TECH	L	12 30	3-1, 0-1	Raycom-R	51,365	—
13 Sat	* at Houston	L	7 9	3-2, 0-2	—	34,103	—
20 Sat	* BAYLOR	L	16 20	3-3, 0-3	—	54,618	—
27 Sat	* RICE	W	38 14	4-3, 1-3	—	43,108	—
NOV. 3 Sat	* at (*19) SMU	L	20 28	4-4, 1-4	—	47,113	—
17 Sat	* at Arkansas	L	0 28	4-5, 1-5	Raycom-R	38,020	—
24 Sat	* (*17) TCU	W	35 21	5-5, 2-5	—	38,209	—
DEC. 1 Sat	* at (*13) Texas	W	37 12	6-5, 3-5	ESPN	81,309	—

* SWC game.

▶ 1985 10-2, 7-1 Coach Jackie Sherrill

SWC CHAMPIONS

DATE	OPPONENT	W/L	SCORES	RECORD	TV	ATTEN.	RK
SEPT. 14 Sat	* at (*20) Alabama	L	10 23	0-1	ESPN	74,697	—
21 Sat	NORTHEAST LOUISIANA	W	31 17	1-1	—	46,851	—
28 Sat	TULSA	W	45 10	2-1	—	44,593	—
OCT. 5 Sat	* at Texas Tech	W	28 27	3-1, 1-0	—	50,148	—
12 Sat	* HOUSTON	W	43 16	4-1, 2-0	—	55,711	—
19 Sat	* at (*14) Baylor	L	15 20	4-2, 2-1	—	48,500	—
26 Sat	* at Rice	W	43 28	5-2, 3-1	—	41,195	—
NOV. 2 Sat	* (*19) SMU	W	19 17	6-2, 4-1	ESPN	54,597	—
16 Sat	* (*9) ARKANSAS	W	10 6	7-2, 5-1	ESPN	58,632	—
23 Sat	* at TCU	W	53 6	8-2, 6-1	—	38,782	19
28 Thu	* (*18) TEXAS	W	42 10	9-2, 7-1	ESPN	77,607	15
JAN. 1 Wed	† vs (*16) Auburn	W	36 16	10-2	CBS	73,137	11

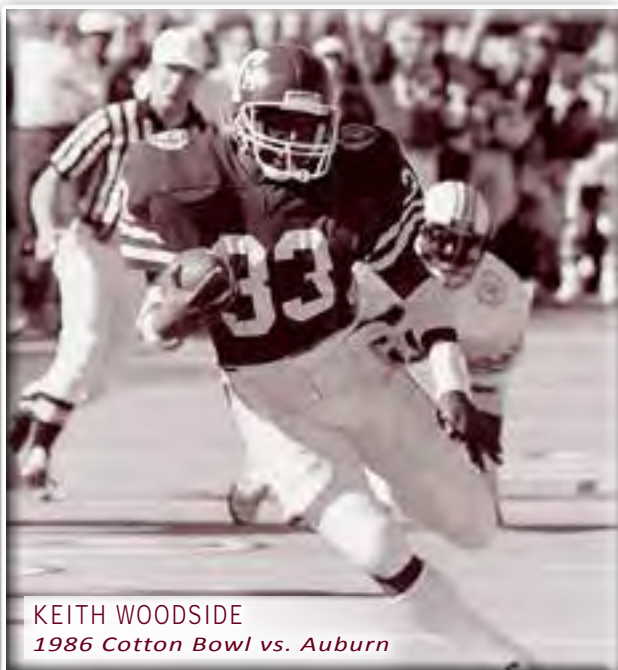
* SWC game. * at Legion Field, Birmingham, Alabama. † Mobil Cotton Bowl, Dallas.

▶ 1986 9-3, 7-1 Coach Jackie Sherrill

SWC CHAMPIONS

DATE	OPPONENT	W/L	SCORES	RECORD	TV	ATTEN.	RK
SEPT. 13 Sat	at (*14) LSU	L	17 35	0-1	ESPN	79,713	7
20 Sat	NORTH TEXAS STATE	W	48 28	1-1	—	54,406	16
27 Sat	SOUTHERN MISS	W	16 7	2-1	—	54,938	14
OCT. 4 Sat	* TEXAS TECH	W	45 8	3-1, 1-0	—	62,876	14
11 Sat	* at Houston	W	19 7	4-1, 2-0	Raycom-R	28,277	14
18 Sat	* (*20) BAYLOR	W	31 30	5-1, 3-0	ABC-R	74,739	11
25 Sat	* RICE	W	45 10	6-1, 4-0	—	51,885	10
NOV. 1 Sat	* at SMU	W	39 35	7-1, 5-0	—	58,125	10
15 Sat	* at (*17) Arkansas	L	10 14	7-2, 5-1	ABC-R	54,912	7
22 Sat	* TCU	W	74 10	8-2, 6-1	Raycom-R	59,126	13
27 Thu	* at Texas	W	16 3	9-2, 7-1	ESPN	75,623	10
JAN. 1 Thu	† vs (*11) Ohio State	L	12 28	9-3	CBS	74,188	8

* SWC game. † at Little Rock, Arkansas. † Mobil Cotton Bowl, Dallas.



KEITH WOODSIDE
1986 Cotton Bowl vs. Auburn

▶ 1987 10-2, 6-1 Coach Jackie Sherrill

SWC CHAMPIONS

DATE	OPPONENT	W / L	SCORES	RECORD	TV	ATTEN.	RK
SEPT. 13	Sat (*6) LSU	L	3 17	0-1	ESPN	71,282	15
20	Sat (*10) WASHINGTON	W	29 12	1-1	ESPN	58,178	15
27	Sat * vs Southern Miss	W	27 14	2-1	—	22,150	16
OCT. 4	Sat * at Texas Tech	L	21 27	2-2, 0-1	Raycom-R	42,625	15
11	Sat * HOUSTON	W	22 17	3-2, 1-1	—	64,415	—
18	Sat * at Baylor	W	34 10	4-2, 2-1	Raycom-R	46,812	—
25	Sat * at Rice	W	34 21	5-2, 3-1	—	32,500	—
NOV. 1	Sat LOUISIANA TECH	W	32 3	6-2	—	53,779	—
15	Sat * (*20) ARKANSAS	W	14 0	7-2, 4-1	—	73,511	19
22	Sat * at TCU	W	42 24	8-2, 5-1	Raycom-R	40,164	16
27	Thu * TEXAS	W	20 13	9-2, 6-1	ESPN	78,573	15
JAN. 1	Fri † vs (*13) Notre Dame	W	35 10	10-2	CBS	73,006	15

* SWC game. † at Veterans Memorial Stadium, Jackson, Mississippi. † Mobil Cotton Bowl, Dallas.

▶ 1988 7-5, 6-1 Coach Jackie Sherrill

DATE	OPPONENT	W / L	SCORES	RECORD	TV	ATTEN.	RK
AUG. 27	Sat * vs (*2) Nebraska	L	14 23	0-1	Raycom	58,172	10
SEPT. 3	Sat at (*17) LSU	L	0 27	0-2	—	79,018	11
24	Sat at (*18) Oklahoma State	L	15 52	0-3	—	50,440	—
OCT. 1	Sat * TEXAS TECH	W	50 15	1-3, 1-0	—	63,822	—
8	Sat * at Houston	W	30 16	2-3, 2-0	—	42,361	—
15	Sat * BAYLOR	W	28 14	3-3, 3-0	—	67,884	—
22	Sat * RICE	W	24 10	4-3, 4-0	—	53,727	—
NOV. 5	Sat LOUISIANA TECH	W	56 17	5-3	—	48,023	—
12	Sat * at (*11) Arkansas	L	20 25	5-4, 4-1	—	53,818	—
19	Sat * TCU	W	18 0	6-4, 5-1	Raycom-R	52,969	—
24	Thu * at Texas	W	28 24	7-4, 6-1	ESPN	77,809	—
DEC. 1	Thu (*20) ALABAMA	L	10 30	7-5	ESPN	59,152	—

* SWC game. † Kickoff Classic, Giants Stadium, East Rutherford, N.J.

▶ 1989 8-4, 6-2 Coach R.C. Slocum

DATE	OPPONENT	W / L	SCORES	RECORD	TV	ATTEN.	RK
SEPT. 2	Sat (*7) LSU	W	28 16	1-0	ESPN	61,733	—
9	Sat at Washington	L	6 19	1-1	ABC-R	69,434	15
16	Sat * at TCU	W	44 7	2-1, 1-0	—	42,960	21
30	Sat SOUTHERN MISS	W	31 14	3-1	—	58,843	22
OCT. 7	Sat * at Texas Tech	L	24 27	3-2, 1-1	Raycom-R	50,743	19
14	Sat * (*8) HOUSTON	W	17 13	4-2, 2-1	—	66,423	—
21	Sat * at Baylor	W	14 11	5-2, 3-1	—	45,565	23
28	Sat * at Rice	W	45 7	6-2, 4-1	—	30,900	21
NOV. 4	Sat * SMU	W	63 14	7-2, 5-1	—	48,948	20
24	Sat * (*10) ARKANSAS	L	22 23	7-3, 5-2	CBS	57,876	14
DEC. 2	Sat * TEXAS	W	21 10	8-3, 6-2	ESPN	76,803	16
30	Sat † vs (*23) Pittsburgh	L	28 31	8-4	CBS	44,887	16

* SWC game. † John Hancock Bowl, Sun Bowl, El Paso, Texas.

▶ 1990 9-3-1, 5-2-1 Coach R.C. Slocum

DATE	OPPONENT	W / L	SCORES	RECORD	TV	ATTEN.	RK
SEPT. 1	Sat at Hawai'i	W	28 13	1-0	ESPN	38,237	13
15	Sat SW LOUISIANA	W	63 14	2-0	—	51,317	12
22	Sat NORTH TEXAS	W	40 8	3-0	—	52,049	12
29	Sat at LSU	L	8 17	3-1	—	77,703	11
OCT. 6	Sat * TEXAS TECH	W	28 24	4-1, 1-0	—	68,593	19
13	Sat * at (*12) Houston	L	31 36	4-2, 1-1	—	45,141	20
20	Sat * BAYLOR	T	20 20	4-2-1, 1-1-1	—	61,017	25
27	Sat * RICE	W	41 15	5-2-1, 2-1-1	—	52,158	—
NOV. 3	Sat * at SMU	W	38 17	6-2-1, 3-1-1	—	23,783	—
17	Sat * at Arkansas	W	20 16	7-2-1, 4-1-1	—	46,418	—
24	Sat * TCU	W	56 10	8-2-1, 5-1-1	Raycom-R	40,378	—
DEC. 1	Sat * at (*5) Texas	L	27 28	8-3-1, 5-2-1	CBS	82,518	—
29	Sat † vs (*13) BYU	W	65 14	9-3-1	ESPN	61,441	—

* SWC game. † Sea World Holiday Bowl, Jack Murphy Stadium, San Diego, California.

▶ 1991 10-2, 8-0 Coach R.C. Slocum

SWC CHAMPIONS

DATE	OPPONENT	W / L	SCORES	RECORD	TV	ATTEN.	RK
SEPT. 14	Sat LSU	W	45 7	1-0	Raycom-R	66,281	20
21	Sat at Tulsa	L	34 35	1-1	Raycom-R	30,122	15
28	Sat SW LOUISIANA	W	34 7	2-1	—	56,271	—
OCT. 5	Sat * at Texas Tech	W	37 14	3-1, 1-0	Raycom-R	50,577	23
19	Sat * at (*16) Baylor	W	34 12	4-1, 2-0	ABC-R	50,267	19
26	Sat * HOUSTON	W	27 18	5-1, 3-0	—	65,812	13
NOV. 2	Sat * at Rice	W	38 21	6-1, 4-0	—	42,600	12
7	Thu * at TCU	W	44 7	7-1, 5-0	ESPN	27,762	12
16	Sat * ARKANSAS	W	13 3	8-1, 6-0	ESPN	62,487	13
23	Sat * SMU	W	65 6	9-1, 7-0	—	52,523	12
28	Thu * TEXAS	W	31 14	10-1, 8-0	ESPN	76,532	10
JAN. 1	Wed † vs (*5) Florida State	L	2 10	10-2	CBS	73,728	9

* SWC game. † Mobil Cotton Bowl, Dallas.

▶ 1992 12-1, 7-0 Coach R.C. Slocum

SWC CHAMPIONS

DATE	OPPONENT	W / L	SCORES	RECORD	TV	ATTEN.	RK
AUG. 26	Wed * vs (*17) Stanford	W	10 7	1-0	Raycom	35,240	7
SEPT. 5	Sat at LSU	W	31 22	2-0	ABC-R	69,313	7
12	Sat TULSA	W	19 9	3-0	—	58,926	7
19	Sat at Missouri	W	26 13	4-0	—	42,031	5
OCT. 3	Sat * TEXAS TECH	W	19 17	5-0, 1-0	Raycom-R	69,817	5
17	Sat * RICE	W	35 9	6-0, 2-0	—	53,387	5
24	Sat * BAYLOR	W	19 13	7-0, 3-0	ABC-R	66,542	5
31	Sat * at SMU	W	41 7	8-0, 4-0	—	41,417	5
NOV. 7	Sat LOUISVILLE	W	40 18	9-0	ABC-R	48,848	5
12	Thu * at Houston	W	38 30	10-0, 5-0	ESPN	38,644	4
21	Sat * TCU	W	37 10	11-0, 6-0	ABC-R	55,086	4
26	Thu * at Texas	W	34 13	12-0, 7-0	ESPN	81,170	4
JAN. 1	Fri † vs (*5) Notre Dame	L	3 28	12-1	NBC	71,615	4

* SWC game. † Disneyland Pigskin Classic, Anaheim Stadium, Anaheim, Calif. † Mobil Cotton Bowl, Dallas.

▶ 1993 10-2, 7-0 Coach R.C. Slocum

SWC CHAMPIONS

DATE	OPPONENT	W / L	SCORES	RECORD	TV	ATTEN.	RK
SEPT. 4	Sat LSU	W	24 0	1-0	ABC-R	61,307	5
11	Sat at (*17) Oklahoma	L	14 44	1-1	ABC-R	68,211	5
18	Sat MISSOURI	W	73 0	2-1	Raycom-R	51,778	16
OCT. 2	Sat * at Texas Tech	W	31 6	3-1, 1-0	ABC-R	50,748	14
9	Sat * HOUSTON	W	34 10	4-1, 2-0	Raycom-R	60,575	14
16	Sat * at Baylor	W	34 17	5-1, 3-0	Raycom-R	43,716	13
23	Sat * at Rice	W	38 10	6-1, 4-0	—	46,800	11
30	Sat * SMU	W	37 13	7-1, 5-0	—	53,076	11
NOV. 13	Sat (*20) LOUISVILLE	W	42 7	8-1	ESPN	56,161	11
20	Sat * at TCU	W	59 3	9-1, 6-0	Raycom-R	33,537	10
25	Thu * TEXAS	W	18 9	10-1, 7-0	ESPN	74,748	8
JAN. 1	Sat † vs (*4) Notre Dame	L	21 24	10-2	NBC	69,855	7

* SWC game. † Mobil Cotton Bowl, Dallas.

▶ 1994 10-0-1, 6-0-1 Coach R.C. Slocum

DATE	OPPONENT	W / L	SCORES	RECORD	TV	ATTEN.	RK
SEPT. 3	Sat at LSU	W	18 13	1-0	—	75,504	15
10	Sat (*15) OKLAHOMA	W	36 14	2-0	—	72,577	16
24	Sat SOUTHERN MISS	W	41 17	3-0	—	56,007	12
OCT. 1	Sat * TEXAS TECH	W	23 17	4-0, 1-0	—	64,242	10
8	Sat * at Houston	W	38 7	5-0, 2-0	—	40,184	10
15	Sat * BAYLOR	W	41 21	6-0, 3-0	—	70,111	7
22	Sat * RICE	W	7 0	7-0, 4-0	—	56,214	6
29	Sat !* vs SMU	T	21 21	7-0-1, 4-0-1	—	51,056	7
NOV. 5	Sat * at Texas	W	34 10	8-0-1, 5-0-1	—	82,312	11
12	Sat at Louisville	W	26 10	9-0-1	—	36,112	9
19	Sat * TCU	W	34 17	10-0-1, 6-0-1	—	58,113	9

* SWC game. ! at Alamodome, San Antonio.



SIRR PARKER
1998 Big 12 Championship

► 1995 9-3, 5-2 Coach R.C. Slocum

Table with columns: DATE, OPPONENT, W/L, SCORES, RECORD, TV, ATTEN., RK. Rows include games against LSU, TULSA, Colorado, SMU, Baylor, HOUSTON, Rice, MIDDLE TENNESSEE ST, TCU, and TEXAS.

* SWC game. † Builders Square Alamo Bowl, Alamodome, San Antonio.

► 1996 6-6, 4-4 Coach R.C. Slocum

Table with columns: DATE, OPPONENT, W/L, SCORES, RECORD, TV, ATTEN., RK. Rows include games against BYU, SW Louisiana, NORTH TEXAS, COLORADO, LOUISIANA TECH, Iowa State, KANSAS STATE, TEXAS TECH, Oklahoma State, Baylor, OKLAHOMA, and Texas.

* Big 12 game. † Pigskin Classic, Provo, Utah.

► 1997 9-4, 6-2 Coach R.C. Slocum

BIG 12 SOUTH CHAMPIONS

Table with columns: DATE, OPPONENT, W/L, SCORES, RECORD, TV, ATTEN., RK. Rows include games against SAM HOUSTON STATE, SW LOUISIANA, North Texas, Colorado, IOWA STATE, Kansas State, Texas Tech, OKLAHOMA ST (OT), BAYLOR, Oklahoma, TEXAS, Nebraska, and UCLA.

* Big 12 game. † at Texas Stadium, Irving.

‡ Dr Pepper Big 12 Championship, Alamodome, San Antonio. † Southwestern Bell Cotton Bowl, Dallas.

► 1998 11-3, 7-1 Coach R.C. Slocum

BIG 12 CHAMPIONS

Table with columns: DATE, OPPONENT, W/L, SCORES, RECORD, TV, ATTEN., RK. Rows include games against Florida State, LOUISIANA TECH, Southern Miss, NORTH TEXAS, Kansas, NEBRASKA, Baylor, TEXAS TECH, Oklahoma State, OKLAHOMA, MISSOURI, Texas, Kansas State (207), and Ohio State.

* Big 12 game. † Kickoff Classic, Giants Stadium, East Rutherford, N.J.

‡ Dr Pepper Big 12 Championship, TWA Dome, St Louis, Mo. † Nokia Sugar Bowl, Superdome, New Orleans.

► 1999 8-4, 5-3 Coach R.C. Slocum

Table with columns: DATE, OPPONENT, W/L, SCORES, RECORD, TV, ATTEN., RK. Rows include games against Louisiana Tech, TULSA, SOUTHERN MISS, Texas Tech, BAYLOR, KANSAS, Oklahoma, OKLAHOMA STATE, Nebraska, Missouri, TEXAS, and Penn State.

* Big 12 game. † at Independence Stadium, Shreveport, La. † Sylvania Alamo Bowl, Alamodome, San Antonio.

► 2000 7-5, 5-3 Coach R.C. Slocum

Table with columns: DATE, OPPONENT, W/L, SCORES, RECORD, TV, ATTEN., RK. Rows include games against Notre Dame, WYOMING, TEXAS-EL PASO, TEXAS TECH, COLORADO, Baylor, Iowa State, KANSAS STATE, Oklahoma State, OKLAHOMA, Texas, and Mississippi State (OT).

* Big 12 game. † Independence Bowl, Shreveport, La.

► 2001 8-4, 4-4 Coach R.C. Slocum

Table with columns: DATE, OPPONENT, W/L, SCORES, RECORD, TV, ATTEN., RK. Rows include games against MCNEESE STATE, Wyoming, OKLAHOMA STATE, NOTRE DAME, BAYLOR, Colorado, Kansas State, IOWA STATE, Texas Tech, Oklahoma, TEXAS, and TCU.

* Big 12 game. † galleryfurniture.com Bowl, AstroDome, Houston, Texas.

HISTORY



▶ 2002 6-6, 3-5 Coach R.C. Slocum

DATE	OPPONENT	W / L	SCORES	RECORD	TV	ATTEN.	RK
AUG. 31	Sat LOUISIANA-LAFAYETTE	W	31 7	1-0	—	75,087	23
SEPT. 7	Sat at Pittsburgh	W	14 12	2-0	ESPN	45,489	20
21	Sat (*7) VIRGINIA TECH	L	3 13	2-1	ABC-R	83,746	19
28	Sat LOUISIANA TECH	W	31 3	3-1	—	72,802	24
OCT. 5	Sat * TEXAS TECH (OT)	L	47 48	3-2, 0-1	—	86,478	23
12	Sat * at Baylor	W	41 0	4-2, 1-1	FSN-R	38,673	—
19	Sat * at Kansas	W	47 22	5-2, 2-1	—	34,000	—
26	Sat * NEBRASKA	L	31 38	5-3, 2-2	TBS	81,054	—
NOV. 2	Sat * at Oklahoma State	L	23 28	5-4, 2-3	FSN-R	47,607	—
9	Sat * (*1) OKLAHOMA	W	30 26	6-4, 3-3	ABC-R	84,036	—
16	Sat * MISSOURI (207)	L	27 33	6-5, 3-4	—	78,186	—
29	Fri * at (*10) Texas	L	20 50	6-6, 3-5	ABC	83,711	—

* Big 12 game.

▶ 2003 4-8, 2-6 Coach Dennis Franchione

DATE	OPPONENT	W / L	SCORES	RECORD	TV	ATTEN.	RK
AUG. 30	Sat ARKANSAS STATE	W	26 11	1-0	—	75,804	—
SEPT. 6	Sat UTAH	W	28 26	2-0	—	74,019	—
18	Thu at (*8) Virginia Tech	L	19 35	2-1	ESPN	65,115	—
27	Sat (*17) PITTSBURGH	L	26 37	2-2	ABC-R	79,116	—
OCT. 4	Sat * at Texas Tech	L	28 59	2-3, 0-1	FSN	51,772	—
11	Sat * BAYLOR	W	73 10	3-3, 1-1	—	73,030	—
18	Sat * at (*14) Nebraska	L	12 48	3-4, 1-2	FSN-R	77,604	—
25	Sat * (*18) OKLAHOMA STATE	L	10 38	3-5, 1-3	ABC-R	79,153	—
NOV. 1	Sat * KANSAS	W	45 33	4-5, 2-3	—	68,487	—
8	Sat * at (*1) Oklahoma	L	0 77	4-6, 2-4	ABC-R	83,461	—
15	Sat * at Missouri	L	22 45	4-7, 2-5	FSN-R	55,505	—
28	Fri * (*6) TEXAS	L	15 46	4-8, 2-6	ABC	84,094	—

* Big 12 game.

▶ 2004 7-5, 5-3 Coach Dennis Franchione

DATE	OPPONENT	W / L	SCORES	RECORD	TV	ATTEN.	RK
SEPT. 2	Thu at (*19) Utah	L	21 41	0-1	ESPN	45,419	—
11	Sat WYOMING	W	31 0	1-1	FSN	65,600	—
18	Sat CLEMSON	W	27 6	2-1	TBS	71,565	—
OCT. 2	Sat * KANSAS STATE	W	42 30	3-1, 1-0	TBS	72,675	—
9	Sat * at Iowa State	W	34 3	4-1, 2-0	—	44,307	—
16	Sat * at (*15) Oklahoma State	W	36 20	5-1, 3-0	FSN	47,800	23
23	Sat * COLORADO (OT)	W	29 26	6-1, 4-0	—	73,745	17
30	Sat * at Baylor (OT)	L	34 35	6-2, 4-1	—	41,283	17
NOV. 6	Sat * (*2) OKLAHOMA	L	35 42	6-3, 4-2	ABC-R	81,125	—
13	Sat * TEXAS TECH (OT)	W	32 25	7-3, 5-2	ABC-R	82,278	22
26	Fri * at (*5) Texas	L	13 26	7-4, 5-3	ABC	83,891	22
JAN. 1	Sat † vs (*15) Tennessee	L	7 38	7-5	FOX	75,704	20

* Big 12 game. † SBC Cotton Bowl, Dallas.

▶ 2005 5-6, 3-5 Coach Dennis Franchione

DATE	OPPONENT	W / L	SCORES	RECORD	TV	ATTEN.	RK
SEPT. 3	Sat at Clemson	L	24 25	0-1	ABC-R	80,000	17
17	Sat SMU	W	66 8	1-1	FSN	75,128	—
22	Thu TEXAS STATE	W	44 31	2-1	FSN-SW	72,741	—
OCT. 1	Sat * BAYLOR (OT)	W	16 13	3-1, 1-0	FSN	79,280	—
8	Sat * at Colorado	L	20 41	3-2, 1-1	FSN	50,686	—
15	Sat * OKLAHOMA STATE	W	62 23	4-2, 2-1	—	78,451	—
22	Sat * at Kansas State	W	30 28	5-2, 3-1	—	45,915	—
OCT. 29	Sat * IOWA STATE	L	14 42	5-3, 3-2	ABC-R	86,172	—
5	Sat * at (*16) Texas Tech	L	17 56	5-4, 3-3	FSN	55,755	—
12	Sat * at Oklahoma	L	30 36	5-5, 3-4	ABC-R	84,943	—
25	Fri * (*2) TEXAS	L	29 40	5-6, 3-5	ABC	86,617	—

* Big 12 game.

▶ 2006 9-4, 5-3 Coach Dennis Franchione

DATE	OPPONENT	W / L	SCORES	RECORD	TV	ATTEN.	RK
SEPT. 2	Sat THE CITADEL	W	35 3	1-0	—	70,104	—
9	Sat LOUISIANA-LAFAYETTE	W	51 7	2-0	—	67,079	—
16	Sat † vs Army	W	28 24	3-0	ESPN2	64,583	—
23	Sat LOUISIANA TECH	W	45 14	4-0	—	68,563	—
30	Sat * TEXAS TECH	L	27 31	4-1, 0-1	ABC-R	85,979	—
OCT. 7	Sat * at Kansas	W	21 18	5-1, 1-1	FSN	46,445	—
14	Sat * (*19) MISSOURI	W	25 19	6-1, 2-1	ABC-R	71,136	—
21	Sat * at Oklahoma State (OT)	W	34 33	7-1, 3-1	—	43,006	25
28	Sat * at Baylor	W	31 21	8-1, 4-1	—	51,385	22
NOV. 4	Sat * (*18) OKLAHOMA	L	16 17	8-2, 4-2	ABC-SN	85,697	21
11	Sat * NEBRASKA	L	27 28	8-3, 4-3	ABC-R	83,336	24
24	Fri * at (*11) Texas	W	12 7	9-3, 5-3	ABC	89,102	—
DEC. 28	Thu † vs (*20) California	L	10 45	9-4	ESPN	62,395	21

* Big 12 game. † AT&T Corps Classic, San Antonio. † Pacific Life Holiday Bowl, San Diego, Calif.

▶ 2007 7-6, 4-4 Coach Dennis Franchione

DATE	OPPONENT	W / L	SCORES	RECORD	TV	ATTEN.	RK
SEPT. 1	Sat MONTANA STATE	W	38 7	1-0	—	79,438	25
8	Sat FRESNO STATE (307)	W	47 45	2-0	FSN	75,922	23
15	Sat LOUISIANA-MONROE	W	54 14	3-0	—	77,309	25
20	Thu at Miami	L	17 34	3-1	ESPN	44,622	20
29	Sat * BAYLOR	W	34 10	4-1, 1-0	Versus	82,970	—
OCT. 6	Sat * OKLAHOMA STATE	W	24 23	5-1, 2-0	FSN	86,217	—
13	Sat * at Texas Tech	L	7 35	5-2, 2-1	ABC-R	55,491	—
20	Sat * at Nebraska	W	36 14	6-2, 3-1	—	84,473	—
27	Sat * (*12) KANSAS	L	11 19	6-3, 3-2	ESPN2	85,341	—
NOV. 3	Sat * at (*5) Oklahoma	L	14 42	6-4, 3-3	ABC-SN	85,044	—
10	Sat * at (*7) Missouri	L	26 40	6-5, 3-4	FSN	64,945	—
23	Fri * (*12) TEXAS	W	38 30	7-5, 4-4	ABC-N	88,253	—
DEC. 29	Sat † vs Penn State	L	17 24	7-6	ESPN	66,166	—

* Big 12 game. † Valero Alamo Bowl, San Antonio.

▶ 2008 4-8, 2-6 Coach Mike Sherman

DATE	OPPONENT	W / L	SCORES	RECORD	TV	ATTEN.	RK
AUG. 30	Sat ARKANSAS STATE	L	14 18	0-1	—	78,691	—
SEPT. 6	Sat at New Mexico	W	28 22	1-1	Versus	28,007	—
20	Sat MIAMI	L	23 41	1-2	ABC-R	84,165	—
27	Sat ARMY	W	21 17	2-2	Versus	84,090	—
OCT. 4	Sat * at (*21) Oklahoma State	L	28 56	2-3, 0-1	—	51,147	—
11	Sat * KANSAS STATE	L	30 44	2-4, 0-2	—	78,669	—
18	Sat * (*7) TEXAS TECH	L	25 43	2-5, 0-3	FSN	86,012	—
25	Sat * at Iowa State	W	49 35	3-5, 1-3	FCS	45,495	—
NOV. 1	Sat * COLORADO	W	24 17	4-5, 2-3	—	78,121	—
8	Sat * (*6) OKLAHOMA	L	28 66	4-6, 2-4	ABC-R	85,603	—
15	Sat * at Baylor	L	21 41	4-7, 2-5	—	43,549	—
27	Thu * at (*4) Texas	L	9 49	4-8, 2-6	ESPN	98,621	—

* Big 12 game.

► 2009 6-7, 3-5 Coach Mike Sherman

DATE	OPPONENT	W / L	SCORES	RECORD	TV	ATTEN.	RK
SEPT. 5 Sat	NEW MEXICO	W	41 6	1-0	—	73,887	—
19 Sat	UTAH STATE	W	38 30	2-0	—	73,599	—
26 Sat	UAB	W	56 19	3-0	—	74,656	—
OCT. 3 Sat †	vs Arkansas	L	19 47	3-1	ESPN2	71,872	—
10 Sat *	(#15) OKLAHOMA STATE	L	31 36	3-2, 0-1	FSN	76,153	—
17 Sat *	at Kansas State	L	14 62	3-3, 0-2	FCS	44,934	—
24 Sat *	at (#21) Texas Tech	W	52 30	4-3, 1-2	—	57,733	—
31 Sat *	IOWA STATE	W	35 10	5-3, 2-2	—	72,530	—
NOV. 7 Sat *	at Colorado	L	34 35	5-4, 2-3	FCS	47,227	—
14 Sat *	at Oklahoma	L	10 65	5-5, 2-4	FSN	85,013	—
21 Sat *	BAYLOR	W	38 3	6-5, 3-4	—	82,106	—
26 Thu *	(#3) TEXAS	L	39 49	6-6, 3-5	ESPN	84,671	—
DEC. 28 Mon †	vs Georgia	L	20 44	6-7	ESPN2	49,653	—

* Big 12 game. † Southwest Classic, Cowboys Stadium, Arlington. † AdvoCare V100 Independence Bowl, Shreveport.

► 2010 9-4, 6-2 Coach Mike Sherman
BIG 12 SOUTH TRI-CHAMPIONS

DATE	OPPONENT	W / L	SCORES	RECORD	TV	ATTEN.	RK
SEPT. 4 Sat	STEPHEN F. AUSTIN	W	48 7	1-0	—	81,287	—
11 Sat	LOUISIANA TECH	W	48 16	2-0	—	77,579	—
18 Sat	FIU	W	27 20	3-0	—	79,069	—
30 Thu *	at Oklahoma State	L	35 38	3-1, 0-1	ESPN	48,284	—
OCT. 9 Sat †	vs Arkansas	L	17 24	3-2	ABC	65,622	—
16 Sat *	(#21) MISSOURI	L	9 30	3-3, 0-2	FSN	83,453	—
23 Sat *	at Kansas	W	45 10	4-3, 1-2	FSN	44,239	—
30 Sat *	TEXAS TECH	W	42 27	5-3, 2-2	—	84,479	—
NOV. 6 Sat *	(#11) OKLAHOMA	W	33 19	6-3, 3-2	FSN	81,392	—
13 Sat *	at Baylor	W	42 30	7-3, 4-2	FSN	45,089	23
20 Sat *	(#9) NEBRASKA	W	9 6	8-3, 5-2	ABC	90,079	18
25 Thu *	at Texas	W	24 17	9-3, 6-2	ESPN	100,752	17
JAN. 7 Sat †	vs (#11) LSU	L	41 24	9-4	FOX	83,514	17

* Big 12 game. † Southwest Classic, Cowboys Stadium, Arlington. † AT&T Cotton Bowl Classic, Arlington. 2011 (7-6, 4-5)

► 2011 7-6, 4-5 Coach Mike Sherman

DATE	OPPONENT	W / L	SCORES	RECORD	TV	ATTEN.	RK
SEPT. 4 Sun	SMU	W	46 14	1-0	FSN	86,951	8
17 Sat	Idaho	W	37 7	2-0	FSN-PPV	86,623	9
24 Sat	(#7) Oklahoma State	L	29 30	2-1, 0-1	ABC-R	87,358	8
OCT. 1 Sat †	vs (#18) Arkansas	L	38 42	2-2	ESPN	69,838	14
8 Sat *	at Texas Tech	W	45 20	3-2, 1-1	FX	58,416	24
15 Sat *	(#20) Baylor	W	55 28	4-2, 2-1	FX	87,361	19
22 Sat *	at Iowa State	W	33 17	5-2, 3-1	ABC-R	51,131	17
29 Sat *	Missouri (OT)	L	31 38	5-3, 3-2	FX	86,934	16
NOV. 5 Sat *	at (#6) Oklahoma	L	25 41	5-4, 3-3	ABC-R	85,709	—
12 Sat *	at (#14) Kansas State (4OT)	L	50 53	5-5, 3-4	ABC-R	46,204	—
19 Sat *	Kansas	W	61 7	6-5, 4-4	FSN	86,411	—
24 Thu *	(#25) TEXAS	L	25 27	6-6, 4-5	ESPN	88,645	—
DEC. 31 Sat †	vs Northwestern	W	33 22	7-6	ESPN	68,395	—

* Big 12 game † Southwest Classic, Cowboys Stadium, Arlington † Meineke Car Care Bowl of Texas, Reliant Stadium, Houston

► 2012 11-2, 6-2 Coach Kevin Sumlin

DATE	OPPONENT	W / L	SCORES	RECORD	TV	ATTEN.	RK
SEPT. 8 Sat *	(#23) FLORIDA	L	17 20	0-1, 0-1	ESPN	87,114	—
15 Sat	at SMU	W	48 3	1-1	FSN	32,016	—
22 Sat	SOUTH CAROLINA STATE	W	70 14	2-1	FSN	86,775	—
29 Sat *	ARKANSAS	W	58 10	3-1, 1-1	SEC Net	86,442	—
OCT. 6 Sat *	at Ole Miss	W	30 27	4-1, 2-1	ESPNU	55,343	—
13 Sat †	vs (#23) Louisiana Tech	W	59 57	5-1	ESPNU	40,453	22
20 Sat *	(#6) LSU	L	19 24	5-2, 2-2	ESPN	87,429	20
27 Sat *	at Auburn	W	63 21	6-2, 3-2	ESPNU	85,119	22
NOV. 3 Sat *	at (#17) Mississippi State	W	38 13	7-2, 4-2	ESPN	55,240	16
10 Sat *	at (#1) Alabama	W	29 24	8-2, 5-2	CBS	101,821	15
17 Sat	SAM HOUSTON STATE	W	47 28	9-2	PPV	87,101	9
24 Sat *	MISSOURI	W	59 29	10-2, 6-2	ESPN2	87,222	9
JAN. 4 Fri †	vs (#12) Oklahoma	W	41 13	11-2	FOX	87,025	10

* SEC game † Independence Stadium, Shreveport, La. † AT&T Cotton Bowl, Cowboys Stadium, Arlington, Texas

► 2013 9-4, 4-4 Coach Kevin Sumlin

DATE	OPPONENT	W / L	SCORES	RECORD	TV	ATTEN.	RK
AUG. 31 Sat	RICE	W	52 31	1-0	ESPN	86,686	6
SEPT. 7 Sat	SAM HOUSTON STATE	W	65 28	2-0	PPV	86,800	6
14 Sat *	(#1) ALABAMA	L	42 49	2-1, 0-1	CBS	87,596	6
21 Sat	SMU	W	42 13	3-1	ESPNU	86,543	9
28 Sat *	at Arkansas	W	45 33	4-1, 1-1	ESPN2	72,613	9
OCT. 12 Sat *	at Ole Miss	W	41 38	5-1, 2-1	ESPN	60,950	9
19 Sat *	(#24) AUBURN	L	41 45	5-2, 2-2	CBS	87,165	7
26 Sat *	VANDERBILT	W	56 24	6-2, 3-2	SEC TV	86,584	15
NOV. 2 Sat	UTEP	W	57 7	7-2	ESPN2	87,126	14
9 Sat *	MISSISSIPPI STATE	W	51 41	8-2, 4-2	CBS	88,504	13
23 Sat *	at (#18) LSU	L	10 34	8-3, 4-3	CBS	92,949	10
30 Sat *	at (#5) Missouri	L	21 28	8-4, 4-4	ESPN	67,124	21
DEC. 31 Mon †	vs (#22) Duke	W	52 48	9-4	ESPN	67,946	20

* SEC game † Chick-fil-A Bowl, Georgia Dome, Atlanta, Ga.

► 2014 8-5, 3-5 Coach Kevin Sumlin

DATE	OPPONENT	W / L	SCORES	RECORD	TV	ATTEN.	RK
AUG. 28 Thu *	at (#9) South Carolina	W	52 28	1-0, 1-0	SEC NTK	82,847	21
SEPT. 6 Sat	LAMAR	W	73 3	2-0	SEC NTK	104,728	9
13 Sat	RICE	W	38 10	3-0	ESPN2	103,867	7
20 Sat	at SMU	W	58 6	4-0	ABC/ESPN2	34,820	6
27 Sat *	vs Arkansas (OT)	W	35 28	5-0, 2-0	CBS	68,113	6
OCT. 4 Sat *	at (#12) Mississippi State	L	31 48	5-1, 2-1	ESPN	61,133	6
11 Sat *	(#3) OLE MISS	L	20 35	5-2, 2-2	ESPN	110,633	14
18 Sat *	at (#7) Alabama	L	0 59	5-3, 2-3	CBS	101,821	21
NOV. 1 Sat	ULM	W	21 16	6-3	SEC NTK	100,922	—
8 Sat *	at (#3) Auburn	W	41 38	7-3, 3-3	CBS	87,451	—
15 Sat *	MISSOURI	L	27 34	7-4, 3-4	SEC NTK	104,756	—
27 Sat *	LSU	L	17 23	7-5, 3-5	SEC NTK	105,829	—
DEC. 29 Mon †	vs West Virginia	W	45 37	8-5	ESPN	51,282	—

* SEC game † AutoZone Liberty Bowl, Liberty Bowl Stadium, Memphis, Tenn. † Southwest Classic, AT&T Stadium, Arlington.

► 2015 8-5, 4-4 Coach Kevin Sumlin

DATE	OPPONENT	W / L	SCORES	RECORD	TV	ATTEN.	RK
SEPT. 5 Sat ^	vs (#15) Arizona State	W	38 16	1-0	ESPN	66,308	—
12 Sat	BALL STATE	W	56 23	2-0	ESPNU	104,213	16
19 Sat	NEVADA	W	44 27	3-0	SEC NTK	102,591	17
26 Sat †	vs Arkansas (OT)	W	28 21	4-0, 1-0	ESPN	67,339	14
OCT. 3 Sat *	(#21) MISSISSIPPI STATE	W	30 17	5-0, 2-0	SEC NTK	104,455	14
17 Sat *	(#10) ALABAMA	L	23 41	5-1, 2-1	CBS	105,733	9
24 Sat *	at (#24) Ole Miss	L	3 23	5-2, 2-2	ESPN	60,674	15
31 Sat *	SOUTH CAROLINA	W	35 28	6-2, 3-2	SEC NTK	102,151	—
NOV. 7 Sat *	AUBURN	L	10 26	6-3, 3-3	SEC NTK	104,625	25
14 Sat	WESTERN CAROLINA	W	41 17	7-3	ESPNU	101,583	—
21 Sat *	at Vanderbilt	W	25 0	8-3, 4-3	SEC NTK	32,482	—
28 Sat *	at LSU	L	7 19	8-4, 4-4	SEC NTK	101,803	—
DEC. 30 Wed †	vs Louisville	L	21 27	8-5	ESPN	50,478	—

* SEC game † Music City Bowl, LP Field, Nashville, Tenn. † Southwest Classic, AT&T Stadium, Arlington. † AdvoCare Texas Kickoff, NRG Stadium, Houston

► 2016 8-5, 4-4 Coach Kevin Sumlin

DATE	OPPONENT	W / L	SCORES	RECORD	TV	ATTEN.	RK
SEPT. 3 Sat ^	(#16) UCLA (OT)	W	31 24	1-0	CBS	100,443	—
10 Sat	BALL STATE	W	67 0	2-0	SEC NTK	96,412	20
17 Sat *	at Auburn	W	29 16	3-0, 1-0	ESPN	87,175	17
24 Sat †	vs (#17) Arkansas	W	45 24	4-0, 2-0	ESPN	67,751	10
OCT. 1 Sat *	at South Carolina	W	24 13	5-0, 3-0	SEC NTK	78,245	9
8 Sat *	(#9) TENNESSEE (OT)	W	45 38	6-0, 4-0	CBS	106,248	8
22 Sat *	at (#1) Alabama	L	14 33	6-1, 4-1	CBS	101,821	6
29 Sat *	NEW MEXICO STATE	W	52 10	7-1	ESPNU	99,960	9
NOV. 5 Sat *	at Mississippi State	L	28 35	7-2, 4-2	SEC NTK	58,407	7
12 Sat *	OLE MISS	L	28 29	7-3, 4-3	SEC NTK	104,892	10
19 Sat	UTSA	W	23 10	8-3	ESPNU	102,502	23
24 Thu *	(#25) LSU	L	39 54	8-4, 4-4	ESPN	102,961	22
DEC. 28 Wed †	vs Kansas State	L	28 33	8-5	ESPN	68,412	—

* SEC game † Texas Bowl NRG Stadium, Houston. † Southwest Classic, AT&T Stadium, Arlington.

ALL-TIME vs. OPPONENTS

Overall (122 seasons): 725-471-48

2017 opponents highlighted

OPPONENT	W	L	T
Alabama	2	7	0
Arizona	1	0	0
Arizona State	1	0	0
Arkansas	29	41	3
Arkansas A&M	1	0	0
Arkansas State	3	1	0
Army	3	1	0
Auburn	5	2	0
Austin College	12	0	0
Ball State	1	0	0
Baylor	68	31	9
Boston College	1	3	0
Brigham Young	1	2	0
Bryan Air Field	2	0	0
California	1	2	0
Camp Mabry	1	0	0
Camp Travis	1	0	0
C.C. Travis Remount	1	0	0
Centenary	3	6	0
Centre College	1	0	0
Cincinnati	0	1	0
The Citadel	1	0	0
Clemson	3	1	0
Colorado	3	6	0
Corpus Christi NAS	0	1	0
Dallas University	3	0	0
Daniel Baker	3	0	0
Deaf Institute	1	0	0
Duke	1	0	0
Ellington Field	1	0	0
Florida	1	2	0
Florida State	0	4	0
Fordham	1	0	0
Fort Worth Univ.	2	0	0
Fresno State	1	0	0
Galveston High	1	0	1
Georgia	3	2	0
Georgia Tech	1	1	0
Hardin-Simmons	1	0	0
Haskell Institute	5	3	0
Hawai'i	1	0	0
Henry College	1	0	0
Houston High	3	2	0
Houston	19	12	3
Houston YMCA	1	0	0
Howard Payne	3	1	0

OPPONENT	W	L	T
Idaho	1	0	0
Illinois	2	0	0
Iowa	1	0	0
Iowa State	10	1	0
Kansas City Medics	0	0	1
Kansas	9	2	0
Kansas State	8	8	0
Kentucky	1	1	0
Lamar	1	0	0
Louisiana-Lafayette	5	1	0
Louisiana-Monroe	3	0	0
LSU	20	32	3
Louisiana Tech	11	0	0
Louisville	3	1	0
Manhattan	2	0	0
Marshall	1	0	0
Maryland	2	0	0
McNeese State	1	0	0
Memphis	2	0	0
Miami, Fla.	1	2	0
Michigan	1	2	0
Michigan State	1	2	0
Middle Tennessee State	1	0	0
Ole Miss	6	3	0
Mississippi State	5	5	0
Missouri	8	7	0
Missouri Mines	2	0	0
Montana State	1	0	0
Nebraska	4	10	0
Nevada	2	0	0
New Mexico	3	0	0
New Mexico State	1	0	0
New York Univ.	1	0	0
Nicholls State	First Meeting in 2017		
North Texas	7	0	0
North Texas AC	1	0	1
Northwestern	1	0	0
Notre Dame	2	3	0
Ohio State	0	4	0
Oklahoma	12	19	0
Oklahoma State	17	10	0
Ouachita	1	0	0
Penn State	1	3	0
Phillips of Enid	1	0	0
Pittsburgh	1	2	0
Polytechnic	1	0	0

OPPONENT	W	L	T
Purdue	0	1	0
Prairie View A&M	1	0	0
Ream Field	1	0	0
Rice	52	27	2
St. Edwards	1	0	0
Sam Houston State	12	0	0
San Francisco	2	0	0
Santa Clara	1	1	0
Sewanee	5	2	1
SMU	45	29	7
South Carolina	3	0	0
South Carolina State	1	0	0
Southern California	0	3	0
Southern Mississippi	7	0	0
Southwestern	18	0	0
Stanford	1	0	0
Stephen F. Austin	3	0	0
Tarleton State	2	0	0
Temple	0	2	0
Tennessee	1	2	0
Texas A&I	5	0	1
TCU	56	29	7
Texas	37	76	5
Texas State	2	0	0
Texas Tech	37	32	1
Transylvania	1	1	0
Trinity Univ.	18	1	2
Tulane	10	5	0
Tulsa	6	2	0
UAB	1	0	0
UCLA	3	2	0
UT Arlington	1	0	0
Utah	2	1	0
Utah State	1	0	0
UTEP	3	0	0
UTSA	1	0	0
Vanderbilt	2	0	0
Villanova	2	2	0
Virginia Tech	2	2	0
VMI	1	0	0
Washington	2	1	1
Washington State	2	0	0
Waxahachie AC	1	0	0
Western Carolina	1	0	0
West Virginia	1	0	0
Wichita State	4	0	0

AGGIE FOOTBALL BY DECADE

DECADE	OVERALL RECORD	PCT.	CONF. RECORD	PCT.	BOWLS	PCT.
1890s	12 - 7 - 1	.625	n/a	—	—	—
1900s	50 - 20 - 6	.697	n/a	—	—	—
1910s	67 - 14 - 3	.816	10 - 3 - 0	.769	—	—
1920s	59 - 23 - 9	.698	24 - 18 - 7	.561	1-0	1.000
1930s	52 - 40 - 9	.559	21 - 29 - 8	.431	—	—
1940s	50 - 47 - 5	.515	25 - 29 - 4	.466	2-2	.500
1950s	51 - 45 - 6	.529	16 - 34 - 4	.333	1-1	.500
1960s	31 - 64 - 6	.337	23 - 43 - 4	.357	1-0	1.000
1970s	65 - 49 - 0	.570	40 - 34 - 0	.541	2-2	.500
1980s	71 - 44 - 1	.616	49 - 28 - 1	.635	3-2	.600
1990s	94 - 28 - 2	.766	60 - 14 - 2	.810	2-6	.250
2000s	63 - 59 - 0	.516	38 - 45 - 0	.458	1-5	.167
2010s	60 - 31 - 0	.659	31 - 26 - 0	.544	5-3	.625
TOTAL	725-471-48	.606	335-274-30	.550	18-21	.462

HISTORY

SERIES HISTORY vs. OPPONENTS

numbers following dates indicate A&M/opponent ranking (AP) at time of game.

ALABAMA

Alabama leads, 7-2

1/ 1/1942	9/20	N	Dallas (Cotton Bowl)	L	21	29
1/ 1/1968	—/ 8	N	Dallas (Cotton Bowl)	W	20	16
9/14/1985	—/20	A	Birmingham	L	10	23
12/ 1/1988	—/20	H	College Station	L	10	30
11/10/2012	15/1	A	Tuscaloosa, Ala.	W	29	24
9/14/2013	6/1	H	College Station	L	42	49
10/18/2014	21/7	A	Tuscaloosa, Ala.	L	0	59
10/17/2015	9/10	H	College Station	L	23	41
8/22/2016	6/1	A	Tuscaloosa, Ala.	L	14	33
						169 304

ARIZONA

A&M leads, 1-0

10/21/1921		H	College Station	W	17	13
------------	--	---	-----------------	---	----	----

ARIZONA STATE

A&M leads, 1-0

9/5/2015	—/15	N	Houston	W	38	17
						(NRG Stadium)

ARKANSAS

Arkansas leads, 41-29-3

1903		H	College Station	W	6	0
1910		A	Fayetteville	L	0	5
1912		N	Dallas	W	27	0
10/15/1927		H	College Station	W	40	6
10/27/1928		A	Fayetteville	L	12	27
10/26/1929		H	College Station	L	13	14
10/25/1930		A	Little Rock	L	0	13
11/ 3/1934		H	College Station	T	7	7
11/ 2/1935		A	Little Rock	L	7	14
10/31/1936		H	College Station	L	0	18
10/30/1937	—/20	A	Fayetteville	L	13	26
10/29/1938		H	College Station	W	13	7
11/ 4/1939	5/—	A	Fayetteville	W	27	0
11/ 2/1940	5/—	H	College Station	W	17	0
11/ 1/1941	5/—	A	Little Rock	W	7	0
10/31/1942		H	College Station	W	41	0
10/30/1943	19/—	A	Fayetteville	W	13	0
11/ 4/1944		H	College Station	L	6	7

11/ 3/1945		A	Fayetteville	W	34	0
11/ 2/1946		H	College Station	L	0	7
11/ 1/1947		A	Fayetteville	T	21	21
10/30/1948		H	College Station	L	6	28
10/29/1949		A	Fayetteville	L	6	27
11/ 4/1950		H	College Station	W	42	13
11/ 3/1951	18/—	A	Fayetteville	L	21	33
11/ 1/1952		H	College Station	W	31	12
10/31/1953		A	Little Rock	L	14	41
10/30/1954		H	College Station	L	7	14
10/29/1955	11/—	A	Fayetteville	T	7	7
11/ 3/1956	5/—	H	College Station	W	27	0
11/ 2/1957	1/11	A	Fayetteville	W	7	6
11/ 1/1958		H	College Station	L	8	21
10/31/1959	—/17	A	Fayetteville	L	7	12
10/29/1960	—/12	H	College Station	L	3	7
11/ 4/1961		A	Fayetteville	L	8	15
11/ 3/1962	—/ 8	H	College Station	L	7	17
11/ 2/1963		A	Little Rock	L	7	21
10/31/1964	—/ 4	H	College Station	L	0	17
10/30/1965	—/ 2	A	Little Rock	L	0	31
10/29/1966	—/ 9	H	College Station	L	0	34
11/ 4/1967		H	College Station	W	33	21
11/ 2/1968	—/17	H	College Station	L	22	25
11/ 1/1969	—/ 4	A	Fayetteville	L	13	35
10/31/1970	—/ 8	H	College Station	L	6	45
10/30/1971	—/ 8	A	Little Rock	W	17	9
11/ 4/1972	—/20	H	College Station	W	10	7
11/ 3/1973		A	Fayetteville	L	10	14
11/ 2/1974	8/—	H	College Station	W	20	10
12/ 6/1975	2/18	A	Little Rock	L	6	31
11/13/1976	17/14	A	Little Rock	W	31	10
11/12/1977	11/ 8	H	College Station	L	20	26
11/18/1978	—/13	A	Little Rock	L	7	26
11/17/1979	—/ 9	H	College Station	L	10	22
11/15/1980		A	Fayetteville	L	24	27
11/14/1981	—/16	H	College Station	L	7	10
11/13/1982	—/10	A	Little Rock	L	0	35
11/12/1983		H	College Station	W	36	23
11/17/1984		A	Fayetteville	L	0	28
11/16/1985	—/ 9	H	College Station	W	10	6
11/15/1986	7/17	A	Little Rock	L	10	14
11/14/1987	19/20	H	College Station	W	14	0
11/12/1988	—/11	A	Fayetteville	L	20	25

11/24/1989	14/10	H	College Station	L	22	23
11/17/1990		A	Fayetteville	W	20	16
11/16/1991	13/—	H	College Station	W	13	3
10/ 3/2009		N	Arlington	L	19	47
						(AT&T Stadium)
10/ 9/2010	—/11	N	Arlington	L	17	24
						(AT&T Stadium)
10/1/2011	14/18	N	Arlington	L	38	42
						(AT&T Stadium)
9/29/2012		H	College Station	W	58	10
9/28/2013	9/—	A	Fayetteville	W	45	33
9/27/2014	6/—	N	Arlington (OT)	W	35	28
						(AT&T Stadium)
9/26/2015	14/—	N	Arlington (OT)	W	28	21
						(AT&T Stadium)
9/24/2016	10/17	N	Arlington (OT)	W	45	24
						(AT&T Stadium)

1178 1248

ARKANSAS A&M

(now called Arkansas-Monticello) A&M leads, 1-0

10/17/1924		H	College Station	W	40	0
------------	--	---	-----------------	---	----	---

ARKANSAS STATE

A&M leads, 3-1

9/17/1983		H	College Station	W	38	0
9/29/1984		H	College Station	W	22	21
8/30/2003		H	College Station	W	26	11
8/30/2008		H	College Station	L	14	18
						100 50

ARMY

A&M leads, 3-1

10/ 4/1969		A	West Point	W	20	13
9/30/1972		H	College Station	L	14	24
9/16/2006		N	San Antonio	W	28	24
						(Alamodome)
9/27/2008		H	College Station	W	21	17
						83 78



HISTORY

AUBURN

A&M leads, 5-2

1911	N	Dallas	W	16	0
1/ 1/1986	11/16	N Dallas (<i>Cotton Bowl</i>)	W	36	16
10/27/2012	22/-	A Auburn	W	63	21
10/19/2013	7/24	H College Station	L	41	45
11/ 08/2014	-/3	A Auburn	W	41	38
11/7/2015	25/-	H College Station	L	10	26
9/ 17/2016	17/-	A Auburn	W	29	16
				240	162

AUSTIN COLLEGE

A&M leads, 12-0

1896	H	College Station	W	22	4
1897	H	College Station	W	4	0
1898	H	College Station	W	22	6
1905	H	College Station	W	18	11
1909	H	College Station	W	17	0
1910	H	College Station	W	27	5
1911	H	College Station	W	33	0
1912	H	College Station	W	57	0
1913	H	College Station	W	6	0
1914	H	College Station	W	32	0
1915	H	College Station	W	40	0
10/ 5/1917	H	College Station	W	66	0
				344	26

BALL STATE

A&M leads, 1-0

9/12/2015	16/-	H College Station	W	56	23
-----------	------	-------------------	---	----	----

BAYLOR

A&M leads, 68-31-9

1899	H	College Station	W	33	0
1901	H	College Station	W	6	0
1901	H	College Station	L	6	17
1901	H	College Station	L	0	46
1902	H	College Station	W	11	6
1902	H	College Station	W	22	0
1903	H	College Station	T	0	0
1903	H	College Station	W	18	0
1903	H	College Station	W	5	0
1904	H	College Station	W	5	0
1904	H	College Station	W	10	0
1905	H	College Station	W	42	0
1905	H	College Station	W	17	5
1908	H	College Station	L	5	6
1909	H	College Station	W	9	6
1911	H	College Station	W	22	11
1912	H	College Station	W	53	0
1913	H	College Station	T	14	14
11/11/1916	A	Waco	W	3	0
11/10/1917	A	Waco	W	7	0
11/ 9/1918	A	Waco	W	19	0
11/ 8/1919	A	Waco	W	10	0
11/ 6/1920	A	Waco	W	24	0
11/ 5/1921	A	Waco	W	14	3
11/ 4/1922	A	Waco	L	7	13
11/ 3/1923	A	Waco	T	0	0
11/ 1/1924	A	Waco	L	7	15
10/31/1925	A	Waco	W	13	0
10/30/1926	A	Waco	L	9	20
10/24/1931	H	College Station	W	33	7
10/22/1932	A	Waco	T	0	0
10/28/1933	H	College Station	W	14	7
10/27/1934	A	Waco	W	10	7
10/26/1935	H	College Station	L	6	14
10/24/1936	14/-	A Waco	T	0	0
10/23/1937	13/18	H College Station	L	0	13
10/22/1938	17/-	A Waco	T	6	6
10/28/1939	5/-	H College Station	W	20	0
10/26/1940	4/-	A Waco	W	14	7
10/25/1941	9/-	H College Station	W	48	0
10/24/1942	A	Waco	L	0	6
10/27/1945	H	College Station	W	19	13
10/26/1946	A	Waco	W	17	0
10/25/1947	H	College Station	W	24	0

10/23/1948	A	Waco	L	14	20
10/22/1949	-/11	H College Station	L	0	21
10/28/1950	13/-	A Waco	L	20	27
10/27/1951	16/ 7	H College Station	T	21	21
10/25/1952	A	Waco	L	20	21
10/24/1953	15/ 6	H College Station	L	13	14
10/23/1954	A	Waco	L	7	20
10/22/1955	12/16	H College Station	W	19	7
10/27/1956	7/ 8	A Waco	W	19	13
10/26/1957	2/-	H College Station	W	14	0
10/25/1958	A	Waco	W	33	27
10/24/1959	H	College Station	L	0	13
10/22/1960	-/ 7	A Waco	L	0	14
10/28/1961	H	College Station	W	23	0
10/27/1962	A	Waco	W	6	3
10/26/1963	H	College Station	L	7	34
10/24/1964	A	Waco	L	16	20
10/23/1965	H	College Station	L	0	31
10/22/1966	A	Waco	W	17	13
10/28/1967	H	College Station	W	21	3
10/26/1968	A	Waco	L	9	10
10/25/1969	H	College Station	W	24	0
10/24/1970	A	Waco	L	24	29
10/23/1971	H	College Station	W	10	9
10/28/1972	A	Waco	L	13	15
10/27/1973	H	College Station	W	28	22
10/26/1974	8/-	A Waco	W	20	0
10/25/1975	5/-	H College Station	W	19	10
10/16/1976	H	College Station	W	24	0
10/15/1977	13/-	A Waco	W	38	31
10/21/1978	12/-	H College Station	L	6	24
9/15/1979	A	Waco	L	7	17
10/18/1980	-/13	H College Station	L	7	46
10/17/1981	A	Waco	L	17	19
10/16/1982	H	College Station	W	28	23
10/15/1983	A	Waco	T	13	13
10/20/1984	H	College Station	L	16	20
10/19/1985	-/14	A Waco	L	15	20
10/18/1986	11/20	H College Station	W	31	30
10/17/1987	A	Waco	W	34	10
10/15/1988	H	College Station	W	28	14
10/21/1989	23/-	A Waco	W	14	11
10/20/1990	25/-	H College Station	T	20	20
10/19/1991	19/16	A Waco	W	34	12
10/24/1992	5/-	H College Station	W	19	13
10/16/1993	13/-	A Waco	W	34	17
10/15/1994	7/-	H College Station	W	41	21
10/21/1995	22/-	A Waco	W	24	9
11/ 9/1996	A	Waco	W	24	7
11/ 8/1997	21/-	H College Station	W	38	10
10/17/1998	10/-	A Waco	W	35	14
10/ 9/1999	13/-	H College Station	W	45	13
10/14/2000	A	Waco	W	24	0
10/ 6/2001	24/-	H College Station	W	16	10
10/12/2002	A	Waco	W	41	0
10/11/2003	H	College Station	W	73	10
10/30/2004	17/-	A Waco (OT)	L	34	35
10/ 1/2005	H	College Station (OT)	W	16	13
10/28/2006	22/-	A Waco	W	31	21
9/29/2007	H	College Station	W	34	10
11/15/2008	A	Waco	L	21	41
11/21/2009	H	College Station	W	38	3
11/13/2010	A	Waco	W	42	30
10/15/2011	19/-	H College Station	W	55	26
				2036	1272

BOSTON COLLEGE

BC leads, 3-1

9/29/1973	H	College Station	L	24	32
9/23/1978	9/-	A Chestnut Hill	W	37	2
9/19/1981	A	Chestnut Hill	L	12	13
9/ 4/1982	H	College Station	L	16	38
				89	85

BRYAN AFB

A&M leads, 2-0

9/25/1943	H	College Station	W	48	6
9/23/1944	H	College Station	W	39	0
				87	6

BYU

BYU leads, 2-1

9/ 8/1979	14/-	N Houston	L	17	18
<i>(Rice Stadium)</i>					
12/29/1990	-/13	N San Diego	W	65	14
<i>(Holiday Bowl)</i>					
8/24/1996	12/-	A Provo	L	37	41
<i>(Pigskin Classic)</i>					
				119	73

CALIFORNIA

Cal leads, 2-1

9/ 5/1981	A	Berkeley	W	29	28
9/ 3/1983	A	College Station	L	17	19
12/28/2006	21/20	N San Diego	L	10	45
<i>(Holiday Bowl)</i>					
				56	92

CAMP MABRY

A&M leads, 1-0

11/23/1918	H	College Station	W	19	6
------------	---	-----------------	---	----	---

CAMP TRAVIS

A&M leads, 1-0

11/ 2/1918	H	College Station	W	12	0
------------	---	-----------------	---	----	---

CAMP TRAVIS REMOUNT

A&M leads, 1-0

12/ 7/1918	H	College Station	W	60	0
------------	---	-----------------	---	----	---

CENTENARY

Centenary leads, 6-3

10/13/1928	H	College Station	L	0	6
11/ 1/1930	H	College Station	W	7	6
10/31/1931	A	Shreveport	W	7	0
10/29/1932	A	Shreveport	L	0	7
11/ 4/1933	A	Shreveport	L	0	20
10/13/1934	N	Beaumont	L	0	13
10/12/1935	A	Shreveport	L	6	7
11/21/1936	14/-	A Shreveport	L	0	3
9/30/1939	H	College Station	W	14	0
				34	62

CENTRE COLLEGE

A&M leads, 1-0

1/ 1/1922	N	Dallas (<i>Dixie Classic</i>)	W	22	14
-----------	---	---------------------------------	---	----	----

CINCINNATI

A&M leads, 1-0

10/ 2/1971	H	College Station	L	0	17
------------	---	-----------------	---	---	----

THE CITADEL

A&M leads, 1-0

9/ 2/2006	H	College Station	W	35	3
-----------	---	-----------------	---	----	---

CLEMSON

A&M leads, 3-1

10/ 6/1973	A	Clemson	W	30	15
9/14/1974	H	College Station	W	24	0
9/18/2004	H	College Station	W	27	6
9/ 3/2005	17/-	A Clemson	L	24	25
				105	46

COLORADO

CU leads, 6-3

9/23/1995	3/ 7	A Boulder	L	21	29
9/28/1996					

CORPUS CHRISTI NAS

CC NAS leads, 1-0

10/10/1942	A	Corpus Christi	L	7	18
------------	---	----------------	---	---	----

DALLAS UNIV

A&M leads, 3-0

1911	H	College Station	W	24	0
11/23/1916	H	College Station	W	20	6
10/12/1917	H	College Station	W	98	0
					142 6

DANIEL BAKER

A&M leads, 3-0

1906	H	College Station	W	34	0
1912	H	College Station	W	50	0
10/ 1/1920	H	College Station	W	110	0
					194 0

DEAF INSTITUTE

A&M leads, 1-0

1904	H	College Station	W	49	0
------	---	-----------------	---	----	---

DUKE

A&M leads, 1-0

12/31/2013	20/22	N	Atlanta	W	52 48
------------	-------	---	---------	---	-------

(Chick-Fil-A Bowl)

ELLINGTON FIELD

A&M leads, 1-0

9/24/1945	H	College Station	W	54	0
-----------	---	-----------------	---	----	---

FLORIDA

Florida leads, 2-1

10/13/1962	A	Gainesville	L	6	42
1/ 2/1977	10/-	N	El Paso	W	37 14

(Sun Bowl)

9/8/2012	-/23	H	College Station	L	17 20
----------	------	---	-----------------	---	-------

60 76

FLORIDA STATE

FSU leads, 4-0

10/ 7/1967	-/-	H	College Station	L	18 19
10/ 5/1968	17/-	A	Tallahassee	L	14 20
1/ 1/1992	9/ 5	N	Dallas (Cotton Bowl)	L	2 10
8/31/1998	14/ 2	N	East Rutherford, NJ	L	14 23

(Kickoff Classic)

48 72

FORDHAM

A&M leads, 1-0

1/ 1/1941	6/12	N	Dallas	W	13 12
-----------	------	---	--------	---	-------

(Cotton Bowl)

FT. WORTH UNIV.

A&M leads, 2-0

1898	H	College Station	W	28	0
1907	H	College Station	W	34	0
					62 0

FRESNO STATE

A&M leads, 1-0

9/ 8/2007	23/-	H	College Station (3OT)	W	47 45
-----------	------	---	-----------------------	---	-------

GALVESTON BALL HS

A&M leads, 1-0-1

1894	H	College Station	W	14	6
1896	H	College Station	T	0	0
					14 6

GEORGIA

A&M leads, 3-2

12/ 8/1950	N	College Park, MD	W	40	20
------------	---	------------------	---	----	----

(Presidential Cup)

10/ 3/1953	-/18	N	Dallas	W	14 12
10/ 2/1954		A	Athens	W	6 0
9/13/1980	-/12	A	Athens	L	0 42
12/28/2009		N	Shreveport, LA	L	20 44

(Independence Bowl)

80 118

GEORGIA TECH

series tied, 1-1

9/25/1965	A	Atlanta	W	14	10
9/17/1966	A	Atlanta	L	3	38
					17 48

HARDIN-SIMMONS

A&M leads, 1-0

10/ 3/1936	A	Abilene	W	3	0
------------	---	---------	---	---	---

HASKELL INSTITUTE

A&M leads, 5-3

1906	H	College Station	W	32	6
1907	H	College Station	W	5	0
1908	H	College Station	L	0	23
1909	H	College Station	W	15	0
1913	H	College Station	L	0	28
1914	N	Fort Worth	L	0	10
1915	N	Dallas	W	21	7
10/28/1916	N	Dallas	W	13	6
					86 80

HAWAII

A&M leads, 1-0

9/ 1/1990	13/-	A	Honolulu	W	28 13
-----------	------	---	----------	---	-------

HENRY COLLEGE

A&M leads, 1-0

1900	H	College Station	W	44	0
------	---	-----------------	---	----	---

HOUSTON HS

A&M leads, 3-2

1896	H	College Station	W	28	0
1897	H	College Station	L	0	10
1898	H	College Station	W	51	0
1898	H	College Station	L	0	6
1899	H	College Station	W	43	0
					122 16

HOUSTON

A&M leads, 19-12-3

9/20/1952	A	Houston	W	21	13
9/26/1953	H	College Station	T	14	14
10/ 9/1954	A	Houston	L	7	10
10/ 1/1955	H	College Station	W	21	3
10/13/1956	9/-	A	Houston	T	14 14
10/12/1957	3/-	H	College Station	W	28 6
9/27/1958		A	Houston	L	7 39
10/10/1959		H	College Station	W	28 6
10/ 8/1960		A	Houston	L	0 17
9/23/1961		H	College Station	T	7 7
9/24/1962		A	Houston	L	3 6
10/12/1963		H	College Station	W	23 13
9/25/1964		A	Houston	L	0 10
10/ 9/1965		H	College Station	W	10 7
9/25/1976	9/-	A	Houston	L	10 21
12/ 3/1977	17/-	H	College Station	W	27 7
10/14/1978	6/17	A	Houston	L	0 33
10/13/1979	-/ 7	H	College Station	L	14 17
10/11/1980		A	Houston	L	13 17
10/10/1981		H	College Station	W	7 6
10/ 9/1982		A	Houston	L	20 24
10/ 8/1983		H	College Station	W	30 7
10/13/1984		A	Houston	L	7 9
10/12/1985		H	College Station	W	43 16

10/11/1986	14/-	A	Houston	W	19 7
10/10/1987		H	College Station	W	22 17
10/ 8/1988		A	Houston	W	30 16
10/14/1989	-/ 8	H	College Station	W	17 13
10/13/1990	20/12	A	Houston	L	31 36
10/26/1991	13/-	H	College Station	W	27 18
11/12/1992	4/-	A	Houston	W	38 30
10/ 9/1993	14/-	H	College Station	W	34 10
10/ 8/1994	10/-	A	Houston	W	38 7
10/28/1995	19/-	H	College Station	W	31 7
					641 490

HOUSTON YMCA

A&M leads, 1-0

1905	H	College Station	W	29	0
------	---	-----------------	---	----	---

HOWARD PAYNE

A&M leads, 3-1

10/18/1919	H	College Station	W	12	0
9/30/1921	H	College Station	W	14	7
9/29/1922	H	College Station	L	7	13
9/28/1923	H	College Station	W	21	0
					54 20

IDAHO

A&M leads, 1-0

9/17/2011	9/-	H	College Station	W	37 7
-----------	-----	---	-----------------	---	------

ILLINOIS

A&M leads, 2-0

9/27/1975	8/-	H	College Station	W	43 13
10/ 2/1976		A	Champaign	W	14 7
					57 20

IOWA

A&M leads, 1-0

10/10/1931	N	Dallas	W	29	0
------------	---	--------	---	----	---

IOWA STATE

A&M leads, 10-1

12/20/1978	-/19	A	Birmingham, AL	W	28 12
------------	------	---	----------------	---	-------

(Hall of Fame Bowl)

9/22/1984	H	College Station	W	38	17
10/12/1996	A	Ames	W	24	21
10/11/1997	13/-	H	College Station	W	56 17
10/21/2000	A	Ames	W	30	7
10/27/2001	H	College Station	W	24	21
10/ 9/2004	A	Ames	W	34	3
10/29/2005	H	College Station	L	14	42
10/25/2008	A	Ames	W	45	35
10/31/2009	H	College Station	W	35	10
10/22/2011	17/-	A	Ames	W	33 17
					361 202

KANSAS

A&M leads, 9-2

10/ 5/1974	5/-	A	Lawrence	L	10 28
9/10/1977	9/-	H	College Station	W	28 14
9/ 9/1978	16/-	A	Lawrence	W	37 10
10/ 3/1998	18/-	A	Lawrence	W	24 21
10/16/1999	11/-	H	College Station	W	34 17
10/19/2002		A	Lawrence	W	47 22
11/ 1/2003		H	College Station	W	45 33
10/ 7/2006		A	Lawrence	W	21 18
10/27/2007	-/12	H	College Station	L	11 19
10/23/2010		A	Lawrence	W	42 10
11/19/2011		H	College Station	W	61 7
					360 166

KANSAS CITY MEDICS

series tied, 0-0-1

1900	H	College Station	T	6	6
------	---	-----------------	---	---	---

KANSAS STATE

series tied, 8-8

1912	H	College Station	L	10	13
1913	H	College Station	L	0	12
10/12/1929	N	Dallas	W	19	0
10/ 4/1975	6/-	A Manhattan	W	10	0
9/18/1976	11/-	H College Station	W	34	14
10/19/1996	-/19	H College Station	L	20	23
10/18/1997	14/20	A Manhattan	L	17	36
12/ 5/1998	10/ 2	N St Louis (207)	W	36	33
<i>(Big 12 Championship)</i>					
10/28/2000	-/10	H College Station	W	26	10
10/20/2001	A	Manhattan	W	31	24
10/ 2/2004	H	College Station	W	42	30
10/22/2005	A	Manhattan	W	30	28
10/11/2008	H	College Station	L	30	44
10/17/2009	A	Manhattan	L	14	62
11/12/2011	-/14	A Manhattan (407)	L	50	53
12/28/2016	17/11	N Houston	L	28	24
<i>(Texas Bowl-NRG Stadium)</i>					
				397	406

KENTUCKY

series tied, 1-1

10/ 4/1952	H	College Station	L	7	10
9/19/1953	A	Lexington	W	7	6
				14	16

LAMAR

A&M leads, 1-0

9/ 6/2014	6/-	H College Station	W	73	3
-----------	-----	-------------------	---	----	---

LOUISIANA-LAFAYETTE

A&M leads, 5-1

9/15/1990	12/-	H College Station	W	63	14
9/28/1991	H	College Station	W	34	7
9/14/1996	25/-	A Lafayette	L	22	29
9/20/1997	H	College Station	W	66	0
8/31/2002	23/-	H College Station	W	31	7
9/ 9/2006	H	College Station	W	51	7
				267	64

LOUISIANA-MONROE

A&M leads, 3-0

9/21/1985	H	College Station	W	31	17
9/15/2007	25/-	H College Station	W	54	14
11/ 1/2014	H	College Station	W	21	16
				106	47

LSU

LSU leads, 32-20-3

12/2/1899	H	College Station	W	52	0
11/19/1906	H	College Station	W	22	12
10/21/1907	H	College Station	W	11	5
10/17/1908	N	New Orleans	L	0	26
11/27/1913	N	Houston	T	7	7
10/31/1914	N	Dallas	W	63	9
10/14/1916	N	Galveston	L	0	13
10/27/1917	N	San Antonio	W	27	0
10/16/1920	H	College Station	T	0	0
10/15/1921	A	Baton Rouge	L	0	6
10/20/1922	A	College Station	W	47	0
10/20/1923	A	Baton Rouge	W	28	0
9/26/1942	A	Baton Rouge	L	7	16
10/09/1943	A	Baton Rouge	W	28	13
1/01/1944	N	Miami (Orange Bowl)	L	14	19
10/14/1944	A	Baton Rouge	W	7	0
10/13/1945	17/-	H College Station	L	12	31
10/12/1946	A	Baton Rouge	L	9	33
10/11/1947	A	Baton Rouge	L	13	19
10/ 9/1948	A	Baton Rouge	L	13	14
10/ 8/1949	A	Baton Rouge	L	0	34
9/24/1955	-/16	N Dallas	W	28	0
9/29/1956	11/-	A Baton Rouge	W	9	6
9/17/1960	A	Baton Rouge	L	0	9
9/30/1961	A	Baton Rouge	L	7	16
9/17/1962	-/ 5	A Baton Rouge	L	0	21
9/21/1963	A	Baton Rouge	L	6	14

9/19/1964	A	Baton Rouge	L	6	9
9/18/1965	-/ 8	A Baton Rouge	L	0	10
10/ 8/1966	A	Baton Rouge	T	7	7
9/30/1967	A	Baton Rouge	L	6	17
9/21/1968	-/18	A Baton Rouge	L	12	13
9/20/1969	A	Baton Rouge	L	6	35
9/19/1970	-/12	A Baton Rouge	W	20	18
9/18/1971	A	Baton Rouge	L	0	37
9/23/1972	-/ 9	A Baton Rouge	L	17	42
9/22/1973	-/11	A Baton Rouge	L	23	28
9/21/1974	12/ 7	A Baton Rouge	W	21	14
9/20/1975	11/-	A Baton Rouge	W	39	8
9/13/1986	7/14	A Baton Rouge	L	17	35
9/ 2/1987	15/ 6	H College Station	L	3	17
9/ 3/1988	11/17	A Baton Rouge	L	0	27
9/ 2/1989	-/ 7	H College Station	W	28	16
9/29/1990	11/-	A Baton Rouge	L	8	17
9/14/1991	20/-	H College Station	W	45	7
9/ 5/1992	7/-	A Baton Rouge	W	31	22
9/ 4/1993	5/-	H College Station	W	24	0
9/ 3/1994	15/-	A Baton Rouge	W	18	13
9/ 2/1995	3/-	H College Station	W	33	17
1/ 7/2010	17/11	N Arlington	L	41	24
<i>(Cotton Bowl-AT&T Stadium)</i>					
10/20/2012	20/6	H College Station	L	19	24
11/23/2013	10/18	A Baton Rouge	L	10	34
11/27/2014	H	College Station	L	17	23
11/28/2015	A	Baton Rouge	L	7	19
11/24/2016	H	College Station	L	39	54
				906	910

LOUISIANA TECH

A&M leads, 10-0

9/26/1981	H	College Station	W	43	7
9/25/1982	H	College Station	W	38	27
10/31/1987	H	College Station	W	32	3
11/ 5/1988	H	College Station	W	56	17
10/ 5/1996	H	College Station	W	63	13
9/12/1998	18/-	H College Station	W	28	7
9/ 4/1999	7/-	N Shreveport	W	37	17
<i>(Independence Stadium)</i>					
9/28/2002	24/-	H College Station	W	31	3
9/23/2006	H	College Station	W	45	14
10/13/2012	22/23	N Shreveport	W	59	57
<i>(Independence Stadium)</i>					
				432	165

LOUISVILLE

A&M leads, 3-1

11/ 7/1992	5/-	H College Station	W	40	18
11/13/1993	11/20	H College Station	W	42	7
11/12/1994	9/-	A Louisville	W	26	10
12/30/2015	N	Nashville	L	21	27
<i>(Music City Bowl)</i>					
				129	62

MANHATTAN COLLEGE

A&M leads, 2-0

12/ 5/1936	H	College Station	W	13	6
10/ 2/1937	A	New York City	W	14	7
				27	13

MARSHALL

A&M leads, 1-0

1910	H	College Station	W	48	0
------	---	-----------------	---	----	---

MARYLAND

A&M leads, 2-0

9/21/1957	2/-	N Dallas	W	21	13
10/11/1958	A	College Park	W	14	10
				35	23

McNEESE STATE

A&M leads, 1-0

9/ 1/2001	H	College Station	W	38	24
-----------	---	-----------------	---	----	----

MEMPHIS

A&M leads, 2-0

9/30/1978	8/-	H College Station	W	58	0
9/29/1979	A	Memphis	W	17	7
				75	7

MIAMI (FLA.)

Miami leads, 2-1

12/ 8/1944	A	Miami	W	70	14
9/20/2007	20/-	A Miami	L	17	34
9/20/2008	H	College Station	L	23	41
				110	89

MICHIGAN

Michigan leads, 2-1

10/ 3/1970	-/ 8	A Ann Arbor	L	10	14
10/ 1/1977	5/ 3	A Ann Arbor	L	3	41
12/29/1995	19/14	N San Antonio	W	22	20
<i>(Alamo Bowl)</i>					
				35	75

MICHIGAN STATE

MSU leads, 2-1

12/ 8/1934	N	San Antonio	L	13	26
10/11/1952	-/ 1	A East Lansing	L	6	48
9/26/1959	-/19	A East Lansing	W	9	7
				28	81

MIDDLE TENN. STATE

A&M leads, 1-0

11/16/1995	15/-	H College Station	W	56	14
------------	------	-------------------	---	----	----

OLE MISS

A&M leads, 6-3

1911	H	College Station	W	17	0
1914	N	Dallas	W	14	7
9/13/1975	9/-	H College Station	W	7	0
9/ 6/1980	A	Jackson, Miss.	W	23	20
<i>(Veterans Mem'l Stadium)</i>					
10/6/2012	A	Oxford, Miss.	W	30	27
10/12/2013	A	Oxford, Miss.	W	41	38
10/11/2014	14/3	H College Station	L	20	35
10/23/2015	15/24	A Oxford, Miss	L	3	23
11/12/2016	10/-	H College Station	L	28	29
				183	179

MISSISSIPPI STATE

Series Tied, 5-5

1912	N	Houston	W	41	7
1913	H	College Station	L	0	6
1915	H	College Station	L	0	7
10/9/1937	N	Tyler	W	14	0
12/31/2000	N	Shreveport (OT)	L	41	43
<i>(Independence Bowl)</i>					
11/3/2012	16/17	A Starkville, Miss.	W	38	13
11/9/2013	13/-	H College Station	W	51	41
10/4/2014	6/12	A Starkville, Miss.	L	31	48
10/3/2015	14/21	H College Station	W	30	17
11/5/2016	7/-	A Starkville, Miss.	L	28	35
				274	218

MISSOURI

A&M leads, 8-7

9/ 5/1957	5/-	H College Station	W	28	0
10/ 4/1958	H	College Station	W	12	0
9/19/1992	5/-	A Columbia	W	26	13
9/18/1993	16/-	H College Station	W	73	0
11/14/1998	6/13	H College Station	W	17	14
11/13/1999	23/-	A Columbia	W	51	14
11/16/2002	H	College Station (207)	L	27	33
11/15/2003	A	Columbia	L	22	45
10/14/2006	-/19	H College Station	W	25	19
11/10/2007	-/ 7	A Columbia	L	26	40
10/16/2010	-/ 12	H College Station	L	9	30
10/29/2011	16/-	H College Station (OT)	L	38	31
11/24/2012	9/-	H College Station	W	59	29
11/30/2013	21/5	A Columbia	L	21	28
11/15/2014	H	College Station	L	27	34
				461	330

HISTORY

MISSOURI SCHOOL OF MINES

A&M leads, 2-0

1915	H	College Station	W	33	3
11/17/1916	H	College Station	W	77	0
				110	3

MONTANA STATE

A&M leads, 1-0

9/ 1/2007	H	College Station	W	38	7
-----------	---	-----------------	---	----	---

NEBRASKA

Nebraska leads, 10-4

10/ 4/1930	A	Lincoln	L	0	13
10/ 8/1955	A	Lincoln	W	27	0
9/27/1969	A	Lincoln	L	0	14
9/25/1971	—/ 1	A Lincoln	L	7	34
9/16/1972	—/ 9	A Lincoln	L	7	37
8/27/1988	10/ 2	N Anaheim, CA	L	14	23
<i>(Pigskin Classic)</i>					
12/ 6/1997	14/ 2	N San Antonio	L	15	54
<i>(Big 12 Championship)</i>					
10/10/1998	18/ 2	H College Station	W	28	21
11/ 6/1999	18/ 9	A Lincoln	L	0	37
10/26/2002	H	College Station	L	31	38
10/18/2003	—/14	A Lincoln	L	12	48
11/11/2006	24/—	H College Station	L	27	28
10/20/2007	A	Lincoln	W	36	14
11/20/2010	18/9	H College Station	W	9	6
				213	367

NEVADA

A&M leads, 2-0

9/23/1950	N	San Antonio	W	48	18
9/19/2015	17/—	H College Station	W	44	27
				92	45

NEW MEXICO

A&M leads, 3-0

10/16/1926	H	College Station	W	63	0
9/ 6/2008	A	Albuquerque	W	28	22
9/ 5/2009	H	College Station	W	41	6
				132	28

NEW MEXICO STATE

A&M leads, 1-0

10/ 29/2016	9/—	H College Station	W	52	10
-------------	-----	-------------------	---	----	----

NEW YORK UNIV.

A&M leads, 1-0

11/11/1941	A	New York City	W	49	7
------------	---	---------------	---	----	---

NORTH TEXAS

A&M leads, 7-0

11/ 3/1928	H	College Station	W	44	0
9/21/1946	H	College Station	W	47	0
9/20/1986	16/—	H College Station	W	48	28
9/22/1990	12/—	H College Station	W	40	8
9/21/1996	H	College Station	W	55	0
9/27/1997	18/—	N Irving	W	36	10
<i>(Texas Stadium)</i>					
9/26/1998	17/—	H College Station	W	28	9
				298	54

NORTH TEXAS AC

A&M leads, 1-0-1

10/23/1943	13/—	A Arlington	T	0	0
10/28/1944	A	Arlington	W	61	0
				61	0

NORTHWESTERN

A&M leads, 1-0

12/31/2011	N	Houston	W	38	7
<i>(Meineke Car Care Bowl of Texas)</i>					

NOTRE DAME

ND leads, 3-2

1/ 1/1988	15/13	N Dallas (Cotton Bowl)	W	35	10
1/ 3/1993	4/ 5	N Dallas (Cotton Bowl)	L	3	28
1/ 1/1994	7/ 4	N Dallas (Cotton Bowl)	L	21	24
9/ 2/2000	25/—	A South Bend	L	10	24
9/29/2001	H	College Station	W	24	3
				93	89

OHIO STATE

OSU leads, 4-0

9/28/1963	A	Columbus	L	0	17
9/26/1970	—/ 1	A Columbus	L	13	56
1/ 1/1987	8/11	N Dallas (Cotton Bowl)	L	12	28
1/ 1/1999	8/ 3	N New Orleans	L	14	24
<i>(Sugar Bowl)</i>					
				39	125

OKLAHOMA

OU leads, 19-12

1903	H	College Station	L	0	6
1907	H	College Station	W	19	0
1909	H	College Station	W	14	8
1912	H	College Station	W	28	6
10/ 7/1944	A	Norman	L	14	21
10/ 6/1945	H	College Station	W	19	14
10/ 5/1946	A	Norman	L	7	10
10/ 4/1947	A	Norman	L	14	26
10/ 2/1948	A	Norman	L	14	42
10/ 1/1949	A	Norman	L	13	33
10/ 7/1950	—/ 6	A Norman	L	28	34
10/ 6/1951	4/11	H College Station	W	14	7
9/11/1993	5/17	A Norman	L	14	44
9/10/1994	16/15	A Norman	W	36	14
11/16/1996	H	College Station	W	33	16
11/15/1997	18/—	A Norman	W	51	7
11/ 7/1998	7/—	H College Station	W	29	0
10/23/1999	13/—	A Norman	L	6	51
11/11/2000	23/ 1	H College Station	L	31	35
11/10/2001	—/ 3	A Norman	L	10	31
11/ 9/2002	—/ 1	H College Station	W	30	26
11/ 8/2003	—/ 1	A Norman	L	0	77
11/ 6/2004	—/ 2	H College Station	L	35	42
11/12/2005	A	Norman	L	30	36
11/ 4/2006	21/18	H College Station	L	16	17
11/ 3/2007	—/ 5	A Norman	L	14	42
11/ 8/2008	—/ 6	H College Station	L	28	66
11/14/2009	A	Norman	L	10	65
11/ 6/2010	—/ 11	H College Station	W	33	19
11/ 5/2011	—/ 6	A Norman	L	25	41
1/ 4/2012	10/12	N Arlington	W	41	13
<i>(Cotton Bowl)</i>					
				656	849

OKLAHOMA STATE

A&M leads, 17-10

1913	H	College Station	L	0	3
1914	H	College Station	W	24	0
10/31/1919	H	College Station	W	28	0
10/30/1920	A	Stillwater	W	35	0
10/28/1921	H	College Station	W	23	7
9/23/1939	A	Stillwater	W	32	0
9/27/1952	N	Dallas	W	14	7
9/25/1954	N	Dallas	L	6	14
12/12/1981	N	Shreveport	W	33	16
<i>(Independence Bowl)</i>					
10/24/1983	H	College Station	L	15	34
9/24/1988	—/18	A Stillwater	L	15	52
11/ 2/1996	—/—	A Stillwater	W	38	19
11/ 1/1997	25/19	H College Station (OT)	W	28	25
10/31/1998	8/—	A Stillwater	W	17	6
10/30/1999	22/—	H College Station	W	21	3
11/ 4/2000	24/—	A Stillwater	W	21	16
9/22/2001	H	College Station	W	21	7
11/ 2/2002	A	Stillwater	L	23	28
10/25/2003	—/18	H College Station	L	10	38
10/16/2004	23/15	A Stillwater	W	36	20
10/15/2005	H	College Station	W	62	23
10/21/2006	25/—	A Stillwater (OT)	W	34	33

10/ 6/2007	H	College Station	W	24	23
10/ 4/2008	—/21	A Stillwater	L	28	56
10/10/2009	—/15	H College Station	L	31	36
9/30/2010	A	Stillwater	L	35	38
9/24/2011	8/ 7	H College Station	L	29	30
				683	534

OUACHITA

A&M leads, 1-0

10/27/1922	N	Dallas	W	19	6
------------	---	--------	---	----	---

PENN STATE

PSU leads, 3-1

9/22/1979	—/ 6	A State College	W	27	14
9/20/1980	—/11	A College Station	L	9	25
12/28/1999	18/13	N San Antonio	L	0	24
<i>(Alamo Bowl)</i>					
12/29/2007	N	San Antonio	L	17	24
<i>(Alamo Bowl)</i>					
				53	87

PHILLIPS UNIV.

A&M leads, 1-0

10/22/1920	H	College Station	W	47	0
------------	---	-----------------	---	----	---

PITTSBURGH

Pitt leads, 2-1

12/30/1989	16/23	N El Paso	L	28	31
<i>(John Hancock Bowl)</i>					
9/ 7/2002	20/—	A Pittsburgh	W	14	12
9/27/2003	—/17	H College Station	L	26	37
				68	80

POLYTECHNIC COLLEGE

A&M leads, 1-0

1913	H	College Station	W	67	0
------	---	-----------------	---	----	---

PRAIRIE VIEW A&M

A&M leads, 1-0

9/10/2016	H	College Station	W	19	6
-----------	---	-----------------	---	----	---

PURDUE

Purdue leads, 1-0

9/23/1967	N	Dallas	L	20	24
-----------	---	--------	---	----	----

REAM FIELD

A&M leads, 1-0

10/26/1918	H	College Station	W	6	0
------------	---	-----------------	---	---	---

RICE

A&M leads, 52-27-2

1914	H	College Station	W	32	7
1915	A	Houston	L	0	7
11/ 4/1916	A	Houston	L	0	20
11/29/1917	A	Houston	W	10	0
11/16/1920	H	College Station	W	7	0
11/11/1921	A	Houston	T	7	7
11/18/1922	H	College Station	W	24	0
11/18/1923	A	Houston	L	6	7
11/14/1924	H	College Station	W	13	6
11/14/1925	A	Houston	W	17	0
11/12/1926	H	College Station	W	20	0
11/11/1927	A	Houston	W	14	0
11/16/1928	H	College Station	W	19	0
11/16/1929	A	Houston	W	26	6
11/15/1930	H	College Station	L	0	7
11/14/1931	A	Houston	W	7	0
11/11/1932	H	College Station	W	14	7
11/18/1933	A	Houston	W	27	0
11/17/1934	H	College Station	L	6	25
11/16/1935	A	Houston	L	10	17
10/10/1936	A	Houston	W	3	0
11/13/1937	—/15	A Houston	T	6	6
11/12/1938	H	College Station	W	27	0
11/18/1939	2/—	A Houston	W	19	0
11/16/1940	3/—	H College Station	W	25	0
11/15/1941	4/—	A Houston	W	19	6

11/14/1942	A	Houston	T	0	0
11/13/1943	14/-	A Houston	W	20	0
11/18/1944	A	Houston	W	19	6
11/17/1945	A	Houston	L	0	6
11/16/1946	-/14	H College Station	L	10	27
11/15/1947	A	Houston	L	7	41
11/13/1948	H	College Station	L	6	28
11/12/1949	-/ 7	A Houston	L	0	13
11/18/1950	12/-	H College Station	L	13	21
11/17/1951	A	Houston	L	13	28
11/15/1952	H	College Station	L	6	16
11/13/1953	-/16	A Houston	L	7	34
11/13/1954	H	College Station	L	19	29
11/12/1955	9/-	A Houston	W	20	12
11/17/1956	5/-	H College Station	W	21	7
11/16/1957	1/20	A Houston	L	6	7
11/15/1958	A	Houston	W	28	21
11/14/1959	A	Houston	L	2	7
11/12/1960	-/16	A Houston	L	14	21
11/18/1961	A	Houston	L	7	21
11/17/1962	A	Houston	L	3	23
11/16/1963	A	Houston	W	13	6
11/14/1964	A	Houston	L	8	19
11/13/1965	A	Houston	W	14	13
11/12/1966	A	Houston	W	7	6
11/18/1967	A	Houston	W	18	3
11/16/1968	H	College Station	W	24	14
11/15/1969	A	Houston	L	6	7
11/14/1970	H	College Station	L	17	18
11/13/1971	A	Houston	W	18	13
11/18/1972	H	College Station	L	14	20
11/17/1973	A	Houston	L	20	24
11/16/1974	10/-	H College Station	W	37	7
11/15/1975	3/-	A Houston	W	33	14
10/23/1976	H	College Station	W	57	34
10/22/1977	12/-	A Houston	W	28	14
10/28/1978	H	College Station	W	38	21
10/27/1979	A	Houston	W	41	15
10/25/1980	H	College Station	L	6	10
10/24/1981	A	Houston	W	51	26
10/23/1982	H	College Station	W	49	7
10/22/1983	A	Houston	W	29	10
10/27/1984	H	College Station	W	38	14
10/26/1985	A	Houston	W	43	28
10/25/1986	10/-	H College Station	W	45	10
10/24/1987	A	Houston	W	34	21
10/22/1988	H	College Station	W	24	10
10/28/1989	21/-	A Houston	W	45	7
10/27/1990	H	College Station	W	41	15
11/ 2/1991	12/-	A Houston	W	38	21
10/17/1992	5/-	H College Station	W	35	9
10/23/1993	11/-	A Houston	W	38	10
10/22/1994	6/-	H College Station	W	7	0
11/ 9/1995	18/-	A Houston	W	17	10
9/31/2013	6/-	H College Station	W	52	31
9/13/2014	5/-	H College Station	W	38	10

1602 993

ST. EDWARDS

A&M leads, 1-0

1902	H	College Station	W	11	0
------	---	-----------------	---	----	---

SAM HOUSTON STATE

A&M leads, 12-0

10/ 3/1919	H	College Station	W	77	0
9/22/1923	H	College Station	W	53	0
10/23/1925	H	College Station	W	77	0
10/ 5/1932	H	College Station	W	26	0
10/ 6/1933	H	College Station	W	34	14
9/22/1934	H	College Station	W	28	0
9/27/1935	A	Huntsville	W	25	0
9/26/1936	H	College Station	W	39	6
9/27/1941	H	College Station	W	54	0
9/ 6/1997	H	College Station	W	59	6
11/17/2012	9/-	H College Station	W	47	28
9/ 7/2013	6/-	H College Station	W	65	28

584 82

SAN FRANCISCO

A&M leads, 2-0

11/11/1936	15/-	A San Francisco	W	38	14
12/ 4/1937	A	San Francisco	W	42	0

80 14

SANTA CLARA

series tied, 1-1

10/ 8/1938	H	College Station	L	0	7
10/ 6/1939	A	Santa Clara	W	7	3

7 10

SEWANEE

A&M leads, 5-2-1

1899	H	College Station	L	0	10
1904	H	College Station	L	5	17
10/13/1923	N	Dallas	W	14	0
10/11/1924	N	Dallas	W	7	0
10/10/1925	N	Dallas	T	6	6
10/ 9/1926	N	Dallas	W	6	3
10/ 8/1927	N	Dallas	W	18	0
10/ 6/1928	N	Dallas	W	69	0

125 36

SMU

A&M leads, 45-29-7

10/23/1916	H	College Station	W	62	0
10/11/1919	A	Dallas	W	16	0
10/ 9/1920	H	College Station	W	3	0
10/12/1921	A	Dallas	W	13	0
11/11/1922	A	Dallas	L	6	17
10/26/1923	H	College Station	L	0	10
10/25/1924	A	Dallas	T	7	7
10/16/1925	H	College Station	W	7	0
10/23/1926	A	Dallas	L	7	9
11/ 5/1927	A	Dallas	W	39	13
11/10/1928	A	Dallas	T	19	19
11/ 9/1929	H	College Station	L	7	12
11/ 8/1930	A	Dallas	L	7	13
11/ 7/1931	H	College Station	L	0	8
11/ 5/1932	A	Dallas	T	0	0
11/11/1933	H	College Station	L	0	19
11/10/1934	A	Dallas	L	0	28
12/ 7/1935	H	College Station	L	0	24
11/ 7/1936	A	Dallas	W	22	6
11/ 6/1937	H	College Station	W	14	0
11/ 5/1938	A	Dallas	L	7	10
11/11/1939	2/13	H College Station	W	6	2
11/ 9/1940	4/14	A Dallas	W	19	7
11/ 8/1941	5/-	H College Station	W	21	10
11/ 7/1942	A	Dallas	W	27	20
11/ 6/1943	16/-	H College Station	W	22	0
11/11/1944	A	Dallas	W	39	6
11/10/1945	H	College Station	W	3	0
11/ 9/1946	A	Dallas	W	14	0
11/ 8/1947	-/ 3	H College Station	L	0	13
11/ 6/1948	-/ 8	A Dallas	L	14	20
11/ 5/1949	-/ 9	H College Station	T	27	27
11/11/1950	-/ 7	A Dallas	W	25	20
11/10/1951	H	College Station	T	14	14
11/ 8/1952	A	Dallas	L	13	21
11/ 7/1953	H	College Station	L	0	23
11/ 6/1954	A	Dallas	L	3	6
11/ 5/1955	12/-	H College Station	W	13	2
11/10/1956	5/-	A Dallas	W	33	7
11/ 9/1957	1/-	H College Station	W	19	6
11/ 8/1958	-/20	A Dallas	L	0	33
11/ 7/1959	H	College Station	L	11	14
11/ 5/1960	A	Dallas	T	0	0
11/11/1961	H	College Station	W	25	12
11/10/1962	A	Dallas	W	12	7
11/ 9/1963	H	College Station	L	7	9
11/ 7/1964	A	Dallas	W	23	0
11/ 6/1965	H	College Station	L	0	10
11/ 5/1966	A	Dallas	L	14	21
9/16/1967	H	College Station	L	17	20
11/ 9/1968	A	Dallas	L	23	36
11/ 8/1969	H	College Station	W	20	10

11/ 7/1970	A	Dallas	L	3	6
11/ 6/1971	H	College Station	W	27	10
11/11/1972	A	Dallas	W	27	17
11/10/1973	H	College Station	W	45	10
11/ 9/1974	5/-	A Dallas	L	14	18
11/ 8/1975	4/-	H College Station	W	36	3
10/30/1976	A	Dallas	W	36	0
10/29/1977	12/-	H College Station	W	38	21
11/ 4/1978	A	Dallas	W	20	17
11/ 3/1979	H	College Station	W	47	14
11/ 1/1980	-/19	A Dallas	L	0	27
10/31/1981	-/13	H College Station	L	7	27
10/30/1982	-/ 4	A Dallas	L	9	47
10/29/1983	-/10	H College Station	L	7	10
11/ 3/1984	-/19	A Dallas	L	20	28
11/ 2/1985	-/19	H College Station	W	19	17
11/ 1/1986	10/-	A Dallas	W	39	35
11/ 4/1989	20/-	H College Station	W	63	14
11/ 3/1990	A	Dallas	W	38	17
11/23/1991	12/-	H College Station	W	65	6
10/31/1992	5/-	A Dallas	W	41	7
10/30/1993	11/-	H College Station	W	37	13
10/29/1994	7/-	N San Antonio	T	21	21

(Alamodome)

10/14/1995	22/-	H College Station	W	20	17
9/17/2005	H	College Station	W	66	8
9/ 4/2011	8/-	H College Station	W	46	14
9/15/2012	A	Dallas	W	48	3
9/21/2013	9/-	H College Station	W	42	13
9/20/2013	6/-	A Dallas	W	58	6

1639 1017

SOUTH CAROLINA

A&M leads, 3-0

8/28/2014	21/9	A Columbia	W	52	28
10/31/2015	H	College Station	W	35	28
10/1/2016	9/-	A Columbia	W	24	13

111 69

SOUTH CAROLINA STATE

A&M leads, 1-0

9/22/2012	-/-	H College Station	W	70	14
-----------	-----	-------------------	---	----	----

SOUTHERN CALIFORNIA

USC leads, 3-0

10/10/1964	A	Los Angeles	L	7	31
12/22/1975	6/-	N Memphis	L	0	20

(Liberty Bowl)

12/31/1977	17/20	N Houston	L	28	47
------------	-------	-----------	---	----	----

(Bluebonnet Bowl)

35 98

SOUTHERN MISSISSIPPI

A&M leads, 7-0

10/ 3/1959	A	Hattiesburg	W	7	3
9/27/1986	14/-	H College Station	W	16	7
9/26/1987	16/-	N Jackson, MS	W	27	14
9/30/1989	22/-	H College Station	W	31	14
9/24/1994	12/-	H College Station	W	41	17
9/19/1998	17/-	A Hattiesburg	W	24	6
9/25/1999	5/-	H College Station	W	23	6

169 67

SOUTHWESTERN

A&M leads, 18-0

1908	H	College Station	W	32	0
1910	H	College Station	W	6	0
1911	H	College Station	W	22	0
10/ 6/1916	H	College Station	W	6	0
10/22/1917	H	College Station	W	20	0
11/16/1918	H	College Station	W	7	0
11/20/1919	H	College Station	W	7	0
10/14/1922	H	College Station	W	33	0
10/ 5/1923	H	College Station	W	13	0
10/ 3/1924	H	College Station	W	54	0
10/ 2/1925	H	College Station	W	23	6
10/ 2/1926	H	College Station	W	35	0
10/ 1/1927	H	College Station	W	31	0
9/29/1928	H	College Station	W	21	0
9/28/1929	H	College Station	W	54	7
9/27/1930	H	College Station	W	43	0
9/26/1931	H	College Station	W	33	0
9/20/1947	H	College Station	W	48	0
				488	13

STANFORD

A&M leads, 1-0

8/26/1992	7/17	N	Anaheim, CA	W	10	7
<i>(Pigskin Classic)</i>						

STEPHEN F. AUSTIN

A&M leads, 3-0

11/ 2/1929	H	College Station	W	54	0
9/21/1935	H	College Station	W	37	6
9/ 4/2011	H	College Station	W	48	7
				139	13

TARLETON STATE

A&M leads, 2-0

9/20/1924	H	College Station	W	40	0
9/26/1931	H	College Station	W	21	0
				61	0

TEMPLE

Temple leads, 2-0

10/ 5/1934	A	Philadelphia	L	6	40
10/ 5/1935	N	Tyler	L	0	14
				6	54

TENNESSEE

Tennessee leads, 2-1

12/27/1957	8/13	N	Jacksonville, FL	L	0	3
<i>(Gator Bowl)</i>						
1/ 1/2005	20/15	N	Dallas	L	7	38
<i>(Cotton Bowl)</i>						
10/ 8/2016	8/9	H	College Station	W	45	38
				52	79	

TEXAS A&I

A&M leads, 5-0-1

10/ 8/1932	H	College Station	W	14	0
10/13/1933	H	College Station	W	17	0
9/29/1934	H	College Station	T	14	14
9/24/1938	H	College Station	W	52	0
9/28/1940	H	College Station	W	26	0
10/ 4/1941	N	San Antonio	W	41	0
				164	14

TCU

A&M leads, 56-29-7

1897	H	College Station	L	6	30	
1898	A	Waco	W	16	0	
1902	A	Waco	W	22	0	
1903	A	Waco	W	11	0	
1903	H	College Station	W	16	0	
1903	H	College Station	W	14	6	
1904	H	College Station	W	29	0	
1905	H	College Station	W	20	0	
1905	A	Waco	W	24	11	
1906	A	Waco	W	42	0	
1906	A	Waco	W	22	0	
1907	H	College Station	W	22	5	
1908	A	Waco	W	13	10	
1909	H	College Station	T	0	0	
1910	H	College Station	W	35	0	
1910	A	Fort Worth	W	23	6	
1914	H	College Station	W	40	0	
1915	A	Fort Worth	W	13	10	
11/15/1919	H	College Station	W	48	0	
11/ 7/1924	H	College Station	W	28	0	
11/ 7/1925	A	Fort Worth	L	0	3	
11/ 5/1926	H	College Station	T	13	13	
10/22/1927	A	Fort Worth	T	0	0	
10/20/1928	H	College Station	L	0	6	
10/19/1929	A	Fort Worth	L	7	13	
10/18/1930	H	College Station	L	0	3	
10/17/1931	A	Fort Worth	L	0	6	
10/15/1932	H	College Station	L	0	17	
10/21/1933	A	Fort Worth	L	7	13	
10/20/1934	H	College Station	L	0	13	
10/19/1935	A	Fort Worth	L	14	19	
10/17/1936	H	College Station	W	18	7	
10/16/1937	A	Fort Worth	T	7	7	
10/15/1938	H	College Station	L	6	34	
10/21/1939	9/—	A	Fort Worth	W	20	6
10/19/1940	2/—	H	College Station	W	21	7
10/18/1941	14/—	A	Fort Worth	W	14	0
10/17/1942	—/17	H	College Station	L	2	7
10/16/1943	18/—	A	Fort Worth	W	13	0
10/21/1944	H	College Station	L	7	13	
10/20/1945	A	Fort Worth	L	12	13	
10/19/1946	H	College Station	W	14	0	
10/18/1947	A	Fort Worth	L	0	26	
10/16/1948	H	College Station	L	14	27	
10/15/1949	A	Fort Worth	L	6	28	
10/21/1950	H	College Station	W	42	23	
10/20/1951	6/—	A	Fort Worth	L	14	20
10/18/1952	H	College Station	T	7	7	
10/17/1953	A	Fort Worth	W	20	7	
10/16/1954	H	College Station	L	20	21	
10/15/1955	19/ 7	A	Fort Worth	W	19	16
10/20/1956	14/ 4	H	College Station	W	7	6
10/19/1957	3/—	A	Fort Worth	W	7	0
10/18/1958	—/20	H	College Station	L	8	24
10/17/1959	A	Fort Worth	L	6	39	
10/15/1960	H	College Station	T	14	14	
10/21/1961	A	Fort Worth	L	14	15	
10/20/1962	H	College Station	L	14	20	
10/19/1963	A	Fort Worth	T	14	14	
10/17/1964	H	College Station	L	9	14	
10/16/1965	A	Fort Worth	L	9	17	
10/15/1966	H	College Station	W	35	7	
10/21/1967	A	Fort Worth	W	20	0	
10/19/1968	H	College Station	W	27	7	
10/18/1969	A	Fort Worth	L	6	16	
10/17/1970	H	College Station	L	15	31	
10/20/1971	A	Fort Worth	L	3	14	
10/21/1972	H	College Station	L	10	13	
10/20/1973	A	Fort Worth	W	35	16	
10/19/1974	8/—	H	College Station	W	17	0
10/18/1975	5/—	A	Fort Worth	W	14	6
11/20/1976	11/—	H	College Station	W	59	10
11/19/1977	14/—	A	Fort Worth	W	52	23
11/25/1978	H	College Station	W	15	7	
11/24/1979	A	Fort Worth	W	30	7	
11/22/1980	H	College Station	W	13	10	
11/21/1981	H	College Station	W	37	7	

11/20/1982	H	College Station	W	34	14	
11/19/1983	A	Fort Worth	W	20	10	
11/24/1984	—/17	H	College Station	W	35	21
11/23/1985	19/—	A	Fort Worth	W	53	6
11/22/1986	13/—	H	College Station	W	74	10
11/21/1987	16/—	A	Fort Worth	W	42	24
11/19/1988	H	College Station	W	18	0	
9/16/1989	21/—	A	Fort Worth	W	44	7
11/24/1990	H	College Station	W	56	10	
11/ 7/1991	12/—	A	Fort Worth	W	44	7
11/21/1992	4/—	H	College Station	W	37	10
11/20/1993	10/—	A	Fort Worth	W	59	3
11/19/1994	9/—	H	College Station	W	34	17
11/23/1995	16/—	A	Fort Worth	W	38	6
12/28/2001	N	Houston	W	28	9	

(galleryfurniture.com Bowl)

1877 944

TEXAS

Texas leads, 76-37-5

1894	A	Austin	L	0	38	
1898	A	Austin	L	0	48	
1899	N	San Antonio	L	0	6	
1900	N	San Antonio	L	0	5	
1900	A	Austin	L	0	11	
1901	N	San Antonio	L	0	17	
1901	A	Austin	L	0	32	
1902	N	San Antonio	T	0	0	
1902	A	Austin	W	11	0	
1903	A	Austin	L	6	29	
1904	A	Austin	L	6	34	
1905	A	Austin	L	0	27	
1906	A	Austin	L	0	24	
1907	N	Dallas	T	0	0	
1907	A	Austin	L	6	11	
1908	N	Houston	L	8	24	
1908	A	Austin	L	12	28	
1909	N	Houston	W	23	0	
1909	A	Austin	W	5	0	
1910	N	Houston	W	14	8	
1911	A	Austin	L	0	6	
1915	H	College Station	W	13	0	
11/30/1916	A	Austin	L	7	21	
11/20/1917	H	College Station	W	7	0	
11/28/1918	A	Austin	L	0	7	
11/27/1919	H	College Station	W	7	0	
11/25/1920	A	Austin	L	3	7	
11/24/1921	H	College Station	T	0	0	
11/30/1922	A	Austin	W	14	7	
11/29/1923	H	College Station	L	0	6	
11/27/1924	A	Austin	L	0	7	
11/26/1925	H	College Station	W	28	0	
11/25/1926	A	Austin	L	5	14	
11/24/1927	H	College Station	W	28	7	
11/29/1928	A	Austin	L	0	19	
11/28/1929	H	College Station	W	13	0	
11/27/1930	A	Austin	L	0	26	
11/26/1931	H	College Station	W	7	6	
11/24/1932	A	Austin	L	0	21	
11/30/1933	H	College Station	T	10	10	
11/29/1934	A	Austin	L	0	13	
11/28/1935	H	College Station	W	20	6	
11/26/1936	H	College Station	L	0	7	
11/25/1937	H	College Station	W	7	0	
11/24/1938	A	Austin	L	6	7	
11/30/1939	1/—	H	College Station	W	20	0
11/28/1940	2/—	A	Austin	L	0	7
11/27/1941	2/10	H	College Station	L	0	23
11/26/1942	—/18	A	Austin	L	6	12
11/25/1943	16/12	H	College Station	L	13	27
11/30/1944	A	Austin	L	0	6	
11/29/1945	—/10	H	College Station	L	10	20
11/28/1946	—/20	A	Austin	L	7	24
11/27/1947	—/ 7	H	College Station	L	13	32
11/25/1948	A	Austin	T	14	14	
11/24/1949	H	College Station	L	14	42	
11/30/1950	—/ 5	A	Austin	L	0	17
11/29/1951	—/16	H	College Station	W	22	21
11/27/1952	—/10	A	Austin	L	12	32
11/26/1953	—/11	H	College Station	L	12	21

11/25/1954	A	Austin	L	13	22
11/24/1955	8/-	H College Station	L	6	21
11/29/1956	4/-	A Austin	W	34	21
11/28/1957	4/-	H College Station	L	7	9
11/27/1958	A	Austin	L	0	27
11/26/1959	-/ 4	H College Station	L	17	20
11/24/1960	A	Austin	L	14	21
11/23/1961	-/ 5	H College Station	L	0	25
11/22/1962	-/ 4	A Austin	L	3	13
11/28/1963	-/ 1	H College Station	L	13	15
11/26/1964	-/ 5	A Austin	L	7	26
11/25/1965	H	College Station	L	17	21
11/24/1966	A	Austin	L	14	22
11/27/1967	H	College Station	W	10	7
11/28/1968	-/ 6	A Austin	L	14	35
11/27/1969	-/ 1	H College Station	L	12	49
11/26/1970	-/ 1	A Austin	L	14	52
11/25/1971	-/12	H College Station	L	14	34
11/23/1972	-/ 6	A Austin	L	3	38
11/22/1973	-/11	H College Station	L	13	42
11/29/1974	8/17	A Austin	L	3	32
11/28/1975	2/ 5	H College Station	W	20	10
11/25/1976	11/-	A Austin	W	27	3
11/26/1977	12/ 1	H College Station	L	28	57
12/ 2/1978	-/14	A Austin	L	7	22
12/ 1/1979	-/ 6	H College Station	W	13	7
11/29/1980	A	Austin	W	24	14
11/26/1981	-/ 7	H College Station	L	13	21
11/25/1982	A	Austin	L	16	53
11/26/1983	-/ 2	H College Station	L	13	45
12/ 1/1984	-/13	A Austin	W	37	12
11/28/1985	15/18	H College Station	W	42	10
11/27/1986	10/-	A Austin	W	16	3
11/26/1987	15/-	H College Station	W	20	13
11/24/1988	A	Austin	W	28	24
12/ 2/1989	16/-	H College Station	W	21	10
12/ 1/1990	-/ 5	A Austin	L	27	28
11/28/1991	10/-	H College Station	W	31	14
11/26/1992	4/-	A Austin	W	34	13
11/25/1993	8/-	H College Station	W	18	9
11/ 5/1994	11/-	A Austin	W	34	10
12/ 2/1995	16/ 6	H College Station	L	6	16
11/29/1996	A	Austin	L	15	51
11/28/1997	15/-	H College Station	W	27	16
11/27/1998	6/-	A Austin	L	24	26
11/26/1999	24/ 7	H College Station	W	20	16
11/24/2000	22/12	A Austin	L	17	43
11/23/2001	-/ 5	H College Station	L	7	21
11/29/2002	-/10	A Austin	L	20	50
11/28/2003	-/ 6	H College Station	L	15	46
11/26/2004	22/ 5	A Austin	L	13	26
11/25/2005	-/ 2	H College Station	L	29	40
11/24/2006	-/11	A Austin	W	12	7
11/23/2007	-/12	H College Station	W	38	30
11/27/2008	-/ 4	A Austin	L	9	49
11/26/2009	-/ 3	H College Station	L	39	49
11/25/2010	17/-	A Austin	W	24	17
11/24/2011	H	College Station	L	25	27

1447 2297

TEXAS STATE

A&M leads, 2-0

10/ 3/1919	H	College Station	W	28	0
9/22/2005	H	College Station	W	44	31

72 31

TEXAS TECH

A&M leads, 37-32-1

11/28/1927	H	College Station	W	47	6
9/24/1932	N	Amarillo	W	7	0
10/ 3/1942	H	College Station	W	19	0
10/ 2/1943	A	Lubbock	W	13	0
9/30/1944	N	San Antonio	W	27	14
9/29/1945	N	San Antonio	W	16	6
9/28/1946	N	San Antonio	L	0	6
9/27/1947	N	San Antonio	W	29	7
9/25/1948	N	San Antonio	L	14	20
9/24/1949	N	San Antonio	W	26	7
9/30/1950	N	San Antonio	W	34	13
9/29/1951	10/-	N Dallas	W	20	7



TONY JEROD-EDDIE

10/10/1953	A	Lubbock	W	27	14
10/18/1954	-/19	H College Station	L	9	41
10/ 6/1956	11/-	N Dallas	W	40	7
9/28/1957	2/-	A Lubbock	W	21	0
9/20/1958	20/-	N Dallas	L	14	15
9/19/1959	N	Dallas	L	14	20
9/24/1960	H	College Station	T	14	14
10/ 7/1961	A	Lubbock	W	38	7
10/ 6/1962	H	College Station	W	7	3
10/ 5/1963	A	Lubbock	L	0	10
10/ 3/1964	H	College Station	L	12	16
10/ 2/1965	A	Lubbock	L	16	20
10/ 1/1966	H	College Station	W	35	14
10/14/1967	A	Lubbock	W	28	24
10/12/1968	H	College Station	L	16	21
10/11/1969	A	Lubbock	L	9	13
10/10/1970	H	College Station	L	7	21
10/16/1971	A	Lubbock	L	7	28
10/14/1972	H	College Station	L	14	17
10/13/1973	A	Lubbock	L	16	28
10/12/1974	16/ 7	H College Station	W	28	7
10/11/1975	6/-	A Lubbock	W	38	9
10/ 9/1976	17/15	H College Station	L	16	27
9/24/1977	6/ 7	A Lubbock	W	33	17
10/ 7/1978	7/-	H College Station	W	38	9
10/ 6/1979	A	Lubbock	L	20	21
10/ 4/1980	H	College Station	W	41	21
10/ 3/1981	A	Lubbock	W	24	23
10/ 2/1982	H	College Station	L	15	24
10/ 1/1983	A	Lubbock	L	0	3
10/ 6/1984	H	College Station	L	12	30
10/ 5/1985	A	Lubbock	W	28	27
10/ 4/1986	14/-	H College Station	W	45	8
10/ 3/1987	15/-	A Lubbock	L	21	27
10/ 1/1988	H	College Station	W	50	15
10/ 7/1989	19/-	A Lubbock	L	24	27
10/ 6/1990	19/-	H College Station	W	28	24
10/ 5/1991	23/-	A Lubbock	W	37	14
10/ 3/1992	5/-	H College Station	W	19	17
10/ 2/1993	14/-	A Lubbock	W	31	6
10/ 1/1994	10/-	H College Station	W	23	17
10/ 7/1995	8/-	A Lubbock	L	7	14
10/26/1996	H	College Station	L	10	13
10/25/1997	20/-	A Lubbock	L	13	16
10/24/1998	8/25	H College Station	W	17	10

10/ 2/1999	5/-	A Lubbock	L	19	21
9/30/2000	H	College Station	W	33	15
11/ 3/2001	24/-	A Lubbock	L	0	12
10/ 5/2002	23/-	H College Station (OT)	L	47	48
10/ 4/2003	A	Lubbock	L	28	59
11/13/2004	22/-	H College Station (OT)	W	32	25
11/ 5/2005	-/16	A Lubbock	L	17	56
9/30/2006	H	College Station	L	27	31
10/13/2007	A	Lubbock	L	7	35
10/18/2008	-/ 7	H College Station	L	25	43
10/24/2009	-/21	A Lubbock	W	52	30
10/30/2010	H	College Station	W	45	27
10/ 8/2011	24/-	A Lubbock	W	45	40

1596 1287

TRANSLYVANIA (KY.)

series tied, 1-1

1905	H	College Station	L	6	29
1910	H	College Station	W	33	0

39 29

TRINITY

A&M leads, 18-1-2

1902	H	College Station	T	0	0
1902	H	College Station	W	34	0
1903	H	College Station	W	16	0
1903	H	College Station	L	0	18
1905	H	College Station	W	24	0
1908	H	College Station	W	6	0
1909	H	College Station	W	47	0
1912	H	College Station	W	59	0
1913	H	College Station	W	7	0
1914	H	College Station	T	0	0
1915	H	College Station	W	62	0
10/24/1919	H	College Station	W	42	0
9/26/1924	H	College Station	W	33	0
9/25/1925	H	College Station	W	20	10
9/24/1926	H	College Station	W	26	0
9/23/1927	H	College Station	W	45	0
9/22/1928	H	College Station	W	21	0
9/23/1933	H	College Station	W	38	0
10/15/1951	A	San Antonio	W	53	14
10/ 1/1960	A	San Antonio	W	14	0
10/14/1961	A	San Antonio	W	55	0

602 42

TULANE						
A&M leads, 10-5						
1899	H	College Station	W	22	0	
1902	H	College Station	W	17	5	
1906	H	College Station	W	18	0	
1907	H	College Station	W	18	6	
1910	H	Houston	W	17	0	
1912	H	College Station	W	41	0	
11/ 2/1917	H	College Station	W	35	0	
10/ 5/1929	A	New Orleans	L	10	13	
10/11/1930	N	Dallas	L	9	19	
10/ 3/1931	A	New Orleans	L	0	7	
10/ 1/1932	A	New Orleans	L	14	26	
9/30/1933	A	New Orleans	W	13	6	
1/ 1/1940	1/ 5	A New Orleans (Sugar Bowl)	W	14	13	
9/24/1966	A	New Orleans	L	13	21	
9/28/1968	A	New Orleans	W	35	3	
276 119						

TULSA						
A&M leads, 6-2						
10/10/1922	N	Dallas	L	10	13	
10/ 1/1938	N	Tyler	W	20	0	
10/ 5/1940	N	San Antonio	W	41	6	
9/28/1985	H	College Station	W	45	10	
9/21/1991	15/-	A Tulsa	L	34	35	
9/12/1992	7/-	H College Station	W	19	9	
9/16/1995	3/-	H College Station	W	52	9	
9/18/1999	7/-	H College Station	W	62	13	
283 95						

UAB						
A&M leads, 1-0						
9/26/2009	H	College Station	W	56	19	

UCLA						
A&M leads, 3-2						
10/12/1940	A	Los Angeles	W	7	0	
9/21/1951	6/-	A Los Angeles	W	21	14	
9/16/1955	-/ 1	A Los Angeles	L	0	21	
1/ 1/1998	20/ 5	N Dallas (Cotton Bowl)	L	23	29	
9/3/2016	-/16	H College Station	W	31	24	
82 88						

UT ARLINGTON						
A&M leads, 1-0						
9/18/1982	H	College Station	W	61	22	

UTAH						
A&M leads, 2-1						
11/14/1936	15/-	H College Station	W	20	7	
9/ 6/2003	H	College Station	W	28	26	
9/ 2/2004	-/19	A Salt Lake City	L	21	41	
69 74						

UTAH STATE						
A&M leads, 1-0						
9/19/2009	H	College Station	W	38	30	

UTEP						
A&M leads, 3-0						
9/ 1/1984	H	College Station	W	20	17	
9/16/2000	H	College Station	W	45	17	
11/ 2/2013	14/-	H College Station	W	57	7	
122 41						

UTSA						
A&M leads, 1-0						
11/19/2015	23/-	H College Station	W	23	10	

VANERBILT						
A&M leads, 1-0						
10/26/2013	H	College Station	W	56	24	
11/21/2015	A	Nashville	W	25	0	
81 24						

VILLANOVA						
series tied, 2-2						
10/14/1939	N	Tyler	W	33	7	
9/18/1948	A	Philadelphia	L	14	34	
9/17/1949	H	College Station	L	0	35	
9/22/1956	9/-	H College Station	W	19	0	
66 76						

VIRGINIA TECH						
series tied, 2-2						
9/11/1976	14/-	H College Station	W	19	0	
9/17/1977	7/-	A Blacksburg	W	27	6	
9/21/2002	19/ 7	H College Station	L	3	13	
9/18/2003	-/ 8	A Blacksburg	L	19	35	
68 54						

VMI						
A&M leads, 1-0						
10/14/1950	H	College Station	W	52	0	

WASHINGTON						
A&M leads, 2-1						
9/28/1974	9/-	A Seattle	W	28	15	
9/19/1987	-/10	H College Station	W	29	12	
9/ 9/1989	15/-	A Seattle	L	6	19	
63 46						

WASHINGTON STATE						
A&M leads, 2-0						
12/ 6/1941	9/19	N Tacoma, WA	W	7	0	
12/ 5/1942	N	San Antonio	W	21	0	
28 0						

WAXAHACHIE AC						
A&M leads, 1-0						
1900	H	College Station	W	11	0	

WESTERN CAROLINA						
A&M leads, 1-0						
11/14/2015	H	College Station	W	41	17	

WEST VIRGINIA						
A&M leads, 1-0						
12/29/2014	N	Memphis, Tenn (AutoZone Liberty Bowl)	W	45	37	

WICHITA STATE						
A&M leads, 4-0						
9/12/1970	H	College Station	W	41	14	
9/11/1971	H	College Station	W	41	7	
9/ 9/1972	A	Wichita	W	36	13	
9/15/1973	H	College Station	W	48	0	
166 34						

WYOMING						
A&M leads, 3-0						
9/ 9/2000	H	College Station	W	51	3	
9/ 6/2001	A	Laramie	W	28	20	
9/11/2004	H	College Station	W	31	0	
110 23						

OVERTIME HISTORY

Overall: 11-6 Home: 7-3 Away: 1-2 Neutral: 3-1

Overtime in college football was introduced for the 1995 bowl season. 1996 marked the first full season of OT.

DATE	FINAL SCORE	OTs	SITE	4QTR*
Nov. 1, 1997	A&M - 28..... Oklahoma State - 25	1	College Station	22-22
Dec. 5, 1998	A&M - 36..... Kansas State - 33	2	St. Louis	(Big 12 Championship) 27-27
Dec. 31, 2000	Mississippi State - 43..... A&M - 41	1	Shreveport, La.	(Independence Bowl) 35-35
Oct. 5, 2002	Texas Tech - 48..... A&M - 47	1	College Station	41-41
Nov. 16, 2002	Missouri - 33..... A&M - 27	2	College Station	24-24
Oct. 23, 2004	A&M - 29..... Colorado - 26	1	College Station	26-26
Oct. 30, 2004	Baylor - 35..... A&M - 34	1	Waco	27-27
Nov. 13, 2004	A&M - 32..... Texas Tech - 25	1	College Station	25-25
Oct. 1, 2005	A&M - 16..... Baylor - 13	1	College Station	10-10
Oct. 21, 2006	A&M - 34..... Oklahoma State - 33	1	Stillwater, Okla.	27-27
Sept. 8, 2007	A&M - 47..... Fresno State - 45	3	College Station	29-29
Oct. 29, 2011	Missouri - 38..... A&M - 31	1	College Station	31-31
Nov. 12, 2011	Kansas State - 53..... A&M - 50	4	Manhattan, Kansas	31-31
Sept. 27, 2014	A&M - 35..... Arkansas - 28	1	Arlington, Texas	(AT&T Stadium) 28-28
Sept. 26, 2015	A&M - 28..... Arkansas - 21	1	Arlington, Texas	(AT&T Stadium) 28-28
Sept. 3, 2016	A&M - 31..... UCLA - 24	1	College Station	24-24
Oct. 8, 2016	A&M - 45..... Tennessee - 38	2	College Station	35-35

* score at end of regulation

TEXAS A&M ATTENDANCE RECORDS

TOP 25 CROWDS AT KYLE FIELD (70)

1. Ole Miss	Oct. 11, 2014	110,633
2. Tennessee	Oct. 8, 2016	106,248
3. LSU	Nov. 27, 2014	105,829
4. Alabama	Oct. 17, 2015	105,733
5. Ole Miss	Nov. 12, 2016	104,892
6. Missouri	Nov. 15, 2014	104,756
7. Lamar	Sept. 6, 2014	104,728
8. Auburn	Nov. 7, 2015	104,625
9. Mississippi State	Oct. 3, 2015	104,455
10. Ball State	Sept. 12, 2015	104,213
11. Rice	Sept. 13, 2014	103,867
12. LSU	Nov. 24, 2016	102,961
13. Nevada	Sept. 19, 2015	102,591
14. UTSA	Nov. 19, 2016	102,502
15. South Carolina	Oct. 31, 2015	102,154
16. Western Carolina	Nov. 14, 2015	101,583
17. ULM	Nov. 1, 2014	100,922
18. UCLA	Sept. 3, 2016	100,443
19. New Mexico State	Oct. 29, 2016	99,960
20. Prairie View	Sept. 10, 2016	96,412
21. Nebraska	Nov. 20, 2010	90,079
22. Texas	Nov. 24, 2011	88,645
23. Alabama	Sept. 14, 2013	87,596
24. Mississippi State	Nov. 9, 2013	88,504
25. Texas	Nov. 23, 2007	88,253

TOP 50 CROWDS, ALL VENUES

1. OLE MISS	Oct. 11, 2014	110,633
2. TENNESSEE	Oct. 8, 2016	106,248
3. LSU	Nov. 27, 2014	105,829
4. ALABAMA	Oct. 17, 2015	105,733
5. OLE MISS	Nov. 12, 2016	104,892
6. at Michigan	Oct. 1, 1977	104,802
7. MISSOURI	Nov. 15, 2014	104,756
8. LAMAR	Sept. 6, 2014	104,728
9. AUBURN	Nov. 7, 2015	104,625
10. MISSISSIPPI STATE	Oct. 3, 2015	104,455
11. BALL STATE	Sept. 12, 2015	104,213
12. RICE	Sept. 13, 2014	103,867
13. LSU	Nov. 24, 2016	102,961
14. NEVADA	Sept. 19, 2015	102,591
15. UTSA	Nov. 19, 2016	102,502
16. SOUTH CAROLINA	Oct. 31, 2015	102,154
17. at Alabama	Oct. 22, 2016	101,821
at Alabama	Nov. 18, 2014	101,821
at Alabama	Nov. 10, 2012	101,821
20. at LSU	Nov. 28, 2015	101,803
21. WESTERN CAROLINA	Nov. 14, 2015	101,583
22. ULM	Nov. 1, 2014	100,922
23. at Texas	Nov. 25, 2010	100,752
24. UCLA	Sept. 3, 2016	100,443
25. NEW MEXICO STATE	Oct. 29, 2016	99,960

80,000-PLUS CROWDS, ROAD VENUES (31)

1. Michigan	Oct. 1, 1977	104,802
2. Alabama	Oct. 22, 2016	101,821
Alabama	Oct. 18, 2014	101,821
Alabama	Nov. 10, 2012	101,821
5. LSU	Nov. 28, 2015	101,803
6. Texas	Nov. 25, 2010	100,752
7. Texas	Nov. 27, 2008	98,621
8. LSU	Nov. 23, 2013	92,949
9. Auburn	Nov. 8, 2014	87,451
10. Auburn	Sept. 17, 2016	87,175
11. Oklahoma	Jan. 4, 2013	87,025
<i>(Cotton Bowl - Cowboys Stadium, Arlington, Texas)</i>		
12. Oklahoma	Nov. 5, 2011	85,709
13. Ohio State	Sept. 26, 1970	85,657
14. Auburn	Oct. 27, 2012	85,119
15. Oklahoma	Nov. 3, 2007	85,044
16. Oklahoma	Nov. 14, 2009	85,013
17. Nebraska	Oct. 20, 2007	84,473
18. Texas	Nov. 24, 2000	84,012
19. Texas	Nov. 26, 2004	83,891
20. Texas	Nov. 29, 2002	83,711
21. Texas	Nov. 27, 1998	83,687
22. Oklahoma	Nov. 8, 2003	83,461
23. vs LSU	Jan. 7, 2010	83,514
<i>(Cotton Bowl-Cowboys Stadium, Arlington, Texas)</i>		
24. South Carolina	Aug. 28, 2014	82,487
25. Texas	Dec. 1, 1990	82,518
26. Texas	Nov. 5, 1994	82,312
27. Texas	Nov. 29, 1996	81,887
28. Texas	Dec. 1, 1984	81,309
29. Texas	Nov. 26, 1992	81,170
30. Notre Dame	Sept. 2, 2000	80,232
31. Clemson	Sept. 3, 2005	80,000

YEAR-BY-YEAR SEASON AVERAGES

YEAR	GAMES	AVERAGE
2016	7	101,917
2015	7	103,622
2014	6	105,122
2013	8	87,125
2012	6	87,014
2011	7	87,183
2010	7	82,477
2009	7	76,800
2008	7	82,193
2007	7	82,207
2006	7	75,985
2005	6	79,732
2004	6	74,498
2003	7	76,243
2002	7	80,198
2001	6	82,711
2000	6	77,579
1999	6	73,126
1998	6	58,292
1997	6	61,918
1996	6	63,272
1995	6	62,457
1994	6	62,877
1993	6	59,608
1992	6	58,768
1991	6	63,318
1990	6	54,252
1989	6	61,771
1988	6	57,576
1987	6	66,623
1986	6	59,662
1985	6	56,332
1984	7	45,783
1983	7	58,409
1982	7	55,941
1981	5	63,833
1980	5	60,432
1979	5	57,980
1978	5	52,269
1977	5	53,930
1976	6	48,395
1975	5	50,546
1974	5	43,867
1973	5	40,426
1972	5	34,924
1971	5	32,863



ATM | 12THMAN.COM

HISTORY

TOP SEASON AVERAGES

HOME

YEAR	AVERAGE	YEAR	AVERAGE
1. 2014	105,122	9. 2007	82,207
2. 2015	103,622	10. 2008	82,193
3. 2016	101,917	11. 2002	80,198
4. 2011	87,183	12. 2005	79,731
5. 2012	87,125	13. 2000	77,579
6. 2012	87,014	14. 2009	76,800
7. 2001	82,711	15. 2003	76,243
8. 2010	82,477	16. 2006	75,985

AWAY

YEAR	AVERAGE	YEAR	AVERAGE
1. 2014	73,614	9. 2012	66,665
2. 2012	73,409	10. 1999	61,492
3. 2016	68,082	11. 2010	59,591
4. 2007	66,915	12. 2009	58,727
5. 2003	66,691	13. 2000	57,912
6. 2011	63,282	14. 1994	57,034
7. 2015	63,181	15. 2004	56,400
8. 1986	61,806	16. 1982	55,522

OVERALL

YEAR	AVERAGE	YEAR	AVERAGE
1. 2014	86,015	9. 2003	72,263
2. 2015	84,957	10. 2009	70,365
3. 2012	81,429	11. 2008	70,181
4. 2016	79,928	12. 2000	68,639
5. 2011	76,152	13. 2002	67,572
6. 2012	75,315	14. 1999	67,309
7. 2007	75,091	15. 2001	66,292
8. 2010	74,218	16. 2004	65,449

KYLE FIELD HISTORY/TIMELINE

KYLE FIELD TIMELINE

Spring 1905	E.J. Kyle, professor of horticulture and staunch supporter of Aggie athletics, donates 400x400 foot all-purpose athletic area. Two seats of bleachers were built to accommodate 500 spectators.
1906	Grateful Corps of Cadets met in old chapel to express their appreciation for Kyle and named the new field for him. Not officially, but the name stuck.
1907	Kyle purchased grand stands from the Bryan Fair Association with a personal check and moved them to Kyle Field.
1915	Kyle Field seating is raised to 6,800.
1923	Seating increased to 8,500.
1927	Construction begins on concrete stands.
1929	New \$365,000 concrete stadium is complete in time for the Texas A&M vs. Texas clash on Thanksgiving. The stadium features 32,890 permanent seats and 5,000 temporary seats.
1956	Texas A&M Board of Directors officially named Kyle Field after Edwin Jackson Kyle, '99.
1967	Second decks added.
1970	Artificial turf installed.
1980	Third decks finished, new press box, suites dedicated against Penn State. Capacity 70,016.
1982	Seats on east side narrowed. Capacity 72,387.
1992	Seats widened and capacity moves back to 70,210.
1996	Natural grass returns.
1998	Construction on The Zone is underway, capacity is limited to 58,292.
1999	The Zone is complete and capacity increases to 82,600.
2008	Refiguring suites places capacity to 83,002.
2012	Student seating changes makes Kyle Field capacity 82,589.
2013	Texas A&M received approval from Board of Regents to proceed with \$485 million redevelopment of Kyle Field. Renovation and expansion began prior to the 2013 season.
2015	Renovation and expansion competed for the 2015 campaign.



The Home of the 12th Man

Regarded as one of the nation's most intimidating road venues, Texas A&M's Kyle Field has been the home of the Aggie football team since 1905.

Over the past two years, Kyle Field has undergone one of the largest and most extensive redevelopment projects in the history of collegiate athletics. The redeveloped Kyle Field will feature an expanded seating capacity of 102,512, making it one of the five largest stadiums in collegiate football. The \$485 million redevelopment featured two phases and made its debut for the 2015 season. The Aggies drew more than 100,000 fans to Kyle Field for all seven games in 2014, including the stadium record of 110,633 for the Ole Miss contest.

Prior to the redevelopment, the most recent major improvement was the \$32.9 million north end zone expansion, which was completed in 1999. The formation of the Bernard C. Richardson Zone raised Kyle Field's capacity to 82,589. "The Zone" opened at full capacity for the first time for the annual Texas A&M-Texas grudge match in 1999 and a then state-record football crowd of 86,128 watched the Aggies tally a hard-fought 20-16 victory over the archrival Longhorns. The stadium record was broken six times since the 1999 game and stood at 90,079 (9-6 win over Nebraska in 2010) prior to the redevelopment.

The Aggies have always been tough to beat at Kyle Field with an all-time record of 397-159-19 (70.7 winning percentage) on their home field.

Kyle Field was named for Edwin Jackson Kyle, who served as Texas A&M's dean of agriculture and athletic council president. Kyle donated a 400 x 400-foot area of the southern edge of campus that

KYLE FIELD FACTS

- Home of the Aggies since 1905.
- Capacity as of the 2015 season is 102,577.
- A crowd of 110,633 on Oct. 11, 2014, to see the Aggies face Ole Miss was the largest to see a football game in the state of Texas and the most in SEC history.
- Texas A&M announced a \$485 million redevelopment of Kyle Field in May of 2013 that began at the conclusion of 2013 season. One of the largest college football stadium redevelopments in history, it was completed in time for the 2015 season.
- With 30,000 Texas A&M students at football games, Kyle Field hosts the largest student crowd in the nation.


had been assigned to him for horticultural experiments.

The permanent seating on the east and west sides of Kyle Field were added in 1927 and the horseshoe was completed in 1929. The stadium was expanded in 1967 to include two decks of grandstands, and the third decks were added to the east and west sides in 1980. The Aggies played on grass through the 1960s, but A&M became one of the many schools that switched to artificial turf in the early 1970s. Grass returned to Kyle Field in 1996 and the Aggies currently play on grass.

ALL-TIME RECORD AT KYLE FIELD

401-162-19 all-time on site, 300-147-12 in stadium (built 1927)

THE 1900s (24-4-1)	THE 1920s (37-7-3)	THE 1940s (22-17-1)	THE 1960s (14-18-3)	THE 1980s (45-17)	THE 2000s (42-24)
1905 6-1	1920 3-0-1	1940 4-0	1960 0-1-2	1980 2-3	2000 4-2
1906 5-0	1921 3-0-1	1941 4-1	1961 2-1-1	1981 3-3	2001 5-1
1907 6-0	1922 2-1	1942 3-1	1962 1-2	1982 5-2	2002 3-4
1908 2-3	1923 3-2	1943 2-1	1963 1-3	1983 3-4	2003 4-3
1909 5-0-1	1924 6-0	1944 1-2	1964 0-2	1984 5-2	2004 5-1
	1925 5-0	1945 4-2	1965 1-3	1985 6-0	2005 4-2
	1926 3-0-1	1946 2-2	1966 2-1	1986 6-0	2006 4-3
	1927 5-0	1947 2-2	1967 3-2	1987 5-1	2007 6-1
	1928 4-2	1948 0-3	1968 2-2	1988 5-1	2008 2-5
	1929 3-2	1949 0-3-1	1969 2-1	1989 5-1	2009 5-2
THE 1910s (52-7-3)	THE 1930s (32-15-3)	THE 1950s (19-17-4)	THE 1970s (32-18)	THE 1990s (55-4-1)	THE 2010s (33-15)
1910 6-0	1930 2-2	1950 3-1	1970 1-4	1990 5-0-1	2010 6-1
1911 6-0	1931 4-1	1951 2-0-2	1971 3-2	1991 6-0	2011 4-3
1912 7-1	1932 3-1	1952 1-2-1	1972 1-4	1992 6-0	2012 4-2
1913 3-4-2	1933 4-1-1	1953 0-3-1	1973 3-2	1993 6-0	2013 6-2
1914 4-0-1	1934 1-2-2	1954 0-4	1974 5-0	1994 6-0	2014 3-3
1915 4-2	1935 2-3	1955 3-1	1975 5-0	1995 5-1	2015 5-2
1916 4-0	1936 4-2	1956 4-0	1976 5-1	1996 3-3	2016 5-2
1917 5-0	1937 3-1	1957 4-1	1977 3-2	1997 6-0	
1918 5-0	1938 4-2	1958 1-2	1978 4-1	1998 6-0	
1919 8-0	1939 5-0	1959 1-3	1979 2-2	1999 6-0	



HISTORY

ALL-TIME TELEVISION APPEARANCES

2016 (8-5)

vs. Kansas State †	ESPN	N	L	28 - 33
LSU	ESPN	N	L	39 - 54
UTSA	ESPNU	N	W	23 - 10
OLE MISS	SEC NTK	N	L	28 - 29
at Mississippi State	SEC NTK	N	L	28 - 35
NEW MEXICO STATE	ESPNU	N	W	52 - 10
at Alabama	CBS	N	L	14 - 33
TENNESSEE	CBS	N	W	45 - 38
at South Carolina	SEC NTK	N	W	24 - 13
vs Arkansas	ESPN	N	W	45 - 24
at Auburn	ESPN	N	W	29 - 16
PRAIRIE VIEW A&M	SEC NTK	N	W	67 - 0
UCLA	CBS	N	W	31 - 24

† Texas, NRG Stadium, Houston, Texas

2015 (8-5)

vs. Louisville †	ESPN	N	L	21 - 27
at LSU	SEC NTK	N	L	7 - 19
at Vanderbilt	SEC NTK	N	W	25 - 0
WESPERN CAROLINA	ESPNU	N	W	41 - 17
AUBURN	SEC NTK	N	L	10 - 26
SOUTH CAROLINA	SEC NTK	N	W	35 - 28
at Ole Miss	ESPN	N	L	3 - 23
ALABAMA	CBS	N	L	23 - 41
MISSISSIPPI STATE	SEC NTK	N	W	30 - 17
vs Arkansas	ESPN	N	W	28 - 21
NEVADA	SEC NTK	N	W	44 - 27
BALL STATE	ESPNU	N	W	56 - 23
vs Arizona State	ESPN	N	W	38 - 17

† Music City Bowl, Nissan Stadium, Nashville, Tenn.

2014 (8-5)

vs. West Virginia †	ESPN	N	W	45 - 37
LSU	ESPN	N	L	17 - 23
Missouri	SEC NTK	N	L	27 - 34
at Auburn	CBS	N	W	41 - 38
ULM	SEC NTK	N	W	21 - 16
at Alabama	CBS	N	L	0 - 59
Ole Miss	ESPN	N	L	20 - 35
at Mississippi State	ESPN	N	L	31 - 48
vs. Arkansas (Arlington)	CBS	N	W	35 - 28
at SMU	ABC	R	W	58 - 6
Rice	ESPN2	N	W	37 - 10
Lamar	SEC NTK	N	W	73 - 3
at South Carolina †	SEC NTK	N	W	52 - 28

† AutoZone Liberty Bowl, Liberty Bowl Stadium, Memphis, Tenn.

2013 (8-4)

vs. Duke †	ESPN	N	W	52 - 48
at Missouri	ESPN	N	L	21 - 28
at LSU	CBS	N	L	10 - 34
Mississippi State	CBS	N	W	51 - 41
UTEP	ESPN2	N	W	57 - 7
Vanderbilt	SEC TV	R	W	56 - 24
Auburn	CBS	N	L	41 - 45
at Ole Miss	ESPN	N	W	41 - 38
at Arkansas	ESPN2	N	W	45 - 33
SMU	ESPNU	N	W	42 - 13
Alabama	CBS	N	L	42 - 49
Rice	ESPN	N	W	51 - 31

† Chick-fil-A Bowl, Georgia Dome, Atlanta, Ga.

2012 (10-2)

vs. Oklahoma †	Fox	N	W	41 - 13
Missouri	ESPN2	N	W	59 - 29
at Alabama	CBS	N	W	29 - 24
at Mississippi State	ESPN	N	W	38 - 13
at Auburn	ESPNU	N	W	63 - 21
LSU	ESPN	N	L	19 - 24
vs. Louisiana Tech §	ESPNU	N	W	59 - 57
at Ole Miss	ESPNU	N	W	30 - 27
Arkansas	SEC Network	R	W	58 - 10
South Carolina State	FSN	N	W	70 - 14
at SMU	FSN	N	W	48 - 3
Florida	ESPN	N	L	17 - 20

† AT&T Cotton Bowl, Cowboys Stadium, Arlington, Texas
§ Independence Stadium, Shreveport, La.

2011 (6-6)

vs. Northwestern†	ESPN	N	W	33 - 22
Texas	ESPN	N	L	25 - 27
Kansas	FSN	R	W	61 - 7
at Kansas State	ABC	R	L	50 - 53
at Oklahoma	ABC	R	L	25 - 41
Missouri	FX	N	L	31 - 38
at Iowa State	ABC	R	W	33 - 17
Baylor	FX	N	W	55 - 28
at Texas Tech	FX	N	W	45 - 40
vs. Arkansas (Arlington)	ESPN	N	L	38 - 42
Oklahoma State	ABC	R	L	29 - 30
SMU	FSN	N	W	46 - 14

† Meineke Car Care Bowl of Texas, Reliant Stadium, Houston

2010 (5-4)

vs. LSU†	Fox	N	L	24 - 41
at Texas	ESPN	N	W	24 - 17
Nebraska	ABC	N	W	9 - 6
at Baylor	FSN	R	W	42 - 30
Oklahoma	FSN	R	W	33 - 19
at Kansas	FSN	R	W	45 - 10
Missouri	FSN	R	L	9 - 30
vs. Arkansas (Arlington)	ABC	R	L	17 - 24
at Oklahoma State	ESPN	N	L	35 - 38

† Cotton Bowl, Cowboys Stadium, Arlington, Texas

2009 (0-7)

vs. Georgia†	ESPN2	N	L	20 - 44
Texas	ESPN	N	L	39 - 49
at Oklahoma	FSN	N	L	10 - 65
at Colorado	FCS	N	L	34 - 35
at Kansas State	FCS	N	L	14 - 62
Oklahoma State	FSN	N	L	31 - 36
vs. Arkansas (Arlington)	ESPN2	N	L	19 - 47

† Independence Bowl, Independence Stadium, Shreveport, La.

2008 (3-4)

Texas	ESPN	N	L	9 - 49
Oklahoma	ABC	R	L	28 - 66
at Iowa State	FCS	N	W	49 - 35
Texas Tech	FSN	N	L	25 - 43
Army	Versus	N	W	21 - 17
Miami	ABC	R	L	23 - 41
at New Mexico	Versus	N	W	28 - 22

2007 (4-6)

vs. Penn State†	ESPN	N	L	17 - 24
Texas	ABC	N	W	38 - 30
at Missouri	FSN	N	L	26 - 40
at Oklahoma	ABC	S/N	L	14 - 42
Kansas	ESPN2	N	L	11 - 19
at Texas Tech	ABC	R	L	7 - 35
Oklahoma State	FSN	N	W	24 - 23
Baylor	Versus	N	W	34 - 10
at Miami	ESPN	N	L	17 - 34
Fresno State	FSN	N	W	47 - 45

† Alamo Bowl, Alamodome, San Antonio, Texas

2006 (4-4)

vs. California†	ESPN	N	L	10 - 45
at Texas	ABC	N	W	12 - 7
Nebraska	ABC	R	L	27 - 28
Oklahoma	ABC	S/N	L	16 - 17
Missouri	ABC	R	W	25 - 19
at Kansas	FSN	N	W	21 - 18
Texas Tech	ABC	R	L	27 - 31
vs. Army (San Antonio)	ESPN2	N	W	28 - 24

† Holiday Bowl, Qualcomm Stadium, San Diego, Calif.

2005 (3-6)

Texas	ABC	N	L	29 - 40
at Oklahoma	ABC	R	L	30 - 36
at Texas Tech	FSN	N	L	17 - 56
Iowa State	ABC	R	L	14 - 42
at Colorado	FSN	N	L	20 - 41
Baylor	FSN	N	W	16 - 13
Texas State	FSN	R	W	44 - 31
SMU	FSN	N	W	66 - 8
at Clemson	ABC	R	L	24 - 25

2004 (5-4)

vs. Tennessee†	FOX	N	L	7 - 38
at Texas	ABC	N	L	13 - 26
Texas Tech	ABC	R	W	32 - 25
Oklahoma	ABC	R	L	35 - 42
at Oklahoma State	FSN	N	W	36 - 20
Kansas State	TBS	N	W	42 - 30
Clemson	TBS	N	W	27 - 6
Wyoming	FSN	N	W	31 - 0
at Utah	ESPN	N	L	21 - 41

† Cotton Bowl, Dallas, Texas



2003 (0-8)

Texas	ABC	N	L	15 - 46
at Missouri	FSN	R	L	22 - 45
at Oklahoma	ABC	R	L	0 - 77
Oklahoma State	ABC	R	L	10 - 38
at Nebraska	FSN	R	L	12 - 48
at Texas Tech	FSN	N	L	28 - 59
Pittsburgh	ABC	R	L	26 - 37
at Virginia Tech	ESPN	N	L	19 - 35

2002 (2-5)

at Texas	ABC	N	L	50 - 20
Oklahoma	ABC	R	W	30 - 26
at Oklahoma State	FSN	R	L	23 - 28
Nebraska	TBS	N	L	31 - 8
at Baylor	FSN	R	W	41 - 0
Virginia Tech	ABC	R	L	3 - 13
at Pittsburgh	ESPN	N	L	14 - 12

2001 (3-2)

vs. TCU†	ESPN	N	W	28 - 9
Texas	ABC	N	L	7 - 21
at Oklahoma	ABC	R	L	10 - 31
Notre Dame	ABC	R	W	24 - 3
at Wyoming	ESPN2	N	W	28 - 20

† galleryfurniture.com Bowl, Astrodome, Houston

2000 (5-4)

vs. Mississippi State†	ESPN	N	L	41 - 43
at Texas	ABC	N	L	17 - 43
Oklahoma	ABC	R	L	31 - 35
Kansas State	ABC	R	W	26 - 10
at Iowa State	ABC	R	W	30 - 7
at Baylor	FSN	R	W	24 - 0
Texas Tech	FSN	R	W	33 - 15
Wyoming	FSN	N	W	51 - 3
at Notre Dame	NBC	N	L	10 - 24

† Independence Bowl, Independence Stadium, Shreveport, La.

1999 (4-4)

vs. Penn State†	ESPN	N	L	0 - 24
Texas	ABC	N	W	20 - 16
at Missouri	FSN	R	W	51 - 14
at Nebraska	ABC	R	L	0 - 37
at Oklahoma	FSN	N	L	6 - 51
Kansas	FSN	R	W	34 - 17
at Texas Tech	FSN	N	L	19 - 21
Southern Miss	ABC	R	W	23 - 6

† Alamo Bowl, Alamodome, San Antonio, Texas

1998 (8-3)

vs. Ohio State	ABC	N	L	14 - 24
vs. Kansas State^	ABC	N	W	36 - 33
at Texas	ABC	N	L	24 - 26
Missouri	FSN	R	W	17 - 14
Oklahoma	FX	N	W	29 - 0
at Oklahoma State	FSN	N	W	17 - 6
Texas Tech	ABC	R	W	17 - 10
Nebraska	ABC	R	W	28 - 21
at Kansas	FSN	R	W	24 - 21
at Southern Miss	FSN	N	W	24 - 6
vs. Florida State*	ABC	N	L	14 - 23

† Sugar Bowl, SuperDome, New Orleans, La

^ Big 12 Championship, Trans World Dome, St. Louis.

* Kickoff Classic, Giants Stadium, East Rutherford, N.J.

1997 (5-3)

vs. UCLA†	CBS	N	L	23 - 29
vs. Nebraska^	ABC	N	L	15 - 54
Texas	ABC	N	W	27 - 16
at Oklahoma	FSN	N	W	51 - 7
Oklahoma State	FSN	N	W	28 - 25
at Kansas State	ABC	R	L	17 - 36
at Colorado	ABC	R	W	16 - 10
SW LOUISIANA	FSN	R	W	66 - 0

† Cotton Bowl, Dallas, Texas

^ Big 12 Championship, Alamodome, San Antonio.

1996 (3-5)

at Texas	ABC	N	L	15 - 52
Oklahoma	ABC	R	W	33 - 16
at Baylor	ABC	R	W	24 - 7
Texas Tech	FSN	R	L	10 - 13
Kansas State	FSN	N	L	20 - 23
at Iowa State	FSN	R	W	24 - 21
Colorado	ABC	R	L	10 - 24
at BYU^	ABC	N	L	37 - 41

^ Pigskin Classic, Cougar Stadium, Provo, Utah

1995 (4-2)

vs. Michigan†	ESPN	N	W	22 - 20
Texas	ABC	N	L	6 - 16
at Rice	ESPN	N	W	17 - 10
at Colorado	ABC	N	L	21 - 29
Tulsa	Raycom	R	W	52 - 9
LSU	ABC	R	W	33 - 17

† Alamo Bowl, Alamodome, San Antonio, Texas

1993 (8-2)

vs. Notre Dame†	NBC	N	L	21 - 24
Texas	ESPN	N	W	18 - 9
at TCU	Raycom	R	W	59 - 3
Louisville	ESPN	N	W	42 - 7
at Baylor	Raycom	R	W	34 - 17
Houston	Raycom	R	W	34 - 10
at Texas Tech	ABC	R	W	31 - 6
Missouri	Raycom	R	W	73 - 0
at Oklahoma	ABC	R	L	14 - 44
LSU	ABC	R	W	24 - 0

† Cotton Bowl, Dallas, Texas

1992 (8-1)

vs. Notre Dame†	NBC	N	L	3 - 28
at Texas	ESPN	N	W	34 - 13
TCU	ABC	R	W	37 - 10
at Houston	ESPN	N	W	38 - 30
Louisville	ABC	R	W	40 - 18
Baylor	ABC	R	W	19 - 13
Texas Tech	Raycom	R	W	19 - 17
at LSU	ABC	R	W	31 - 22
vs. Stanford^	Raycom	N	W	10 - 7

† Cotton Bowl, Dallas, Texas

^ Pigskin Classic, Anaheim Stadium, Anaheim, Calif.

1991 (6-2)

vs. Florida State†	CBS	N	L	2 - 10
Texas	ESPN	N	W	31 - 14
Arkansas	ESPN	N	W	13 - 3
at TCU	ESPN	N	W	44 - 7
at Baylor	ABC	R	W	34 - 12
at Texas Tech	Raycom	R	W	37 - 14
at Tulsa	Raycom	R	L	34 - 35
LSU	Raycom	R	W	45 - 7

† Cotton Bowl, Dallas, Texas

1990 (3-1)

vs. BYU†	ESPN	N	W	65 - 14
at Texas	CBS	N	L	27 - 28
TCU	Raycom	R	W	56 - 10
at Hawai'i	ESPN	N	W	28 - 13

† Holiday Bowl, Jack Murphy Stadium, San Diego, Calif.

1989 (2-4)

vs. Pittsburgh†	CBS	N	L	28 - 31
Texas	ESPN	N	W	21 - 10
Arkansas	CBS	N	L	22 - 23
at Texas Tech	Raycom	R	L	24 - 28
at Washington	ABC	R	L	6 - 19
LSU	ESPN	N	W	28 - 16

† John Hancock Bowl, Sun Bowl, El Paso, Texas.

1988 (2-2)

Alabama	ESPN	N	L	10 - 30
at Texas	ESPN	N	W	28 - 24
TCU	Raycom	R	W	18 - 0
vs. Nebraska†	Raycom	N	L	14 - 23

† Kickoff Classic, Giants Stadium, East Rutherford, N.J.

1987 (5-2)

vs. Notre Dame†	CBS	N	W	35 - 10
Texas	ESPN	N	W	20 - 13
at TCU	Raycom	R	W	42 - 24
at Baylor	Raycom	R	W	34 - 10
at Texas Tech	Raycom	R	L	21 - 27
Washington	ESPN	N	W	29 - 12
LSU	ESPN	N	L	3 - 17

† Cotton Bowl, Dallas, Texas

A&M'S RECORD BY NETWORK

	APPS	OVERALL	HOME	AWAY	NEUTRAL	BOWLS
ABC	94	37-57	22-23	13-30	1-5	0-2
national	34	7-27	4-9	2-14	1-4	—
regional	61	31-30	18-14	12-16	0-1	—
ESPN	59	32-27	11-9	12-11	9-7	5-8
ESPN2	9	6-3	2-1	3-0	1-2	0-1
ESPNU	8	8-0	5-0	2-0	1-0	—
FCS	2	0-2	—	0-2	—	—
FSN	42	27-15	15-5	12-10	—	—
national	24	14-10	9-3	5-7	—	—
regional	18	13-5	6-2	7-3	—	—
Versus	3	3-0	2-0	1-0	—	—
CBS	29	10-19	3-8	2-6	5-5	4-5
national	25	10-18	3-7	2-6	5-5	—
regional	1	0-1	0-1	—	—	—
SEC Network	14	9-5	6-2	3-3	—	—
SEC TV	2	2-0	2-0	—	—	—
FCS	1	1-0	—	0-1	—	—
FOX	3	1-2	—	—	1-2	1-2
FX	4	3-1	2-1	1-0	—	—
NBC	5	1-4	0-1	0-1	1-2	0-2
TBS	4	2-1-1	2-1	0-0-1	—	—
Raycom	21	15-6	8-1	6-4	1-1	—
national	2	1-1	—	—	1-1	—
regional	19	14-5	8-1	6-4	0-0	—
Mizlou	3	2-1	—	—	2-1	2-1
Gaylord	3	3-0	3-0	—	—	—
	277	167-146-1	85-55	55-68-1	22-25	12-21
		(.533)	(.607)	(.448)	(.468)	(.364)

SEC NATION
Live from Kyle Field



1986 (4-3)

vs. Ohio State†	CBS	N	L	12 - 28
at Texas	ESPN	N	W	16 - 3
TCU	Raycom	R	W	74 - 10
at Arkansas (Little Rock)	ABC	R	L	10 - 14
Baylor	ABC	R	W	31 - 30
at Houston	Raycom	R	W	19 - 7
at LSU	ESPN	N	L	17 - 35

† Cotton Bowl, Dallas, Texas

1985 (4-1)

vs. Auburn†	CBS	N	W	36 - 16
Texas	ESPN	N	W	42 - 10
Arkansas	ESPN	N	W	10 - 6
SMU	ESPN	N	W	19 - 17
at Alabama (Birmingham)	ESPN	N	L	10 - 23

† Cotton Bowl, Dallas, Texas

1984 (4-2)

at Texas	ESPN	N	W	37 - 12
at Arkansas	Raycom	R	L	0 - 28
Texas Tech	Raycom	R	L	12 - 30
Arkansas St.	Gaylord	R	W	22 - 21
Iowa State	Gaylord	R	W	38 - 17
Texas-El Paso	Gaylord	R	W	20 - 17

1983 (0-2-1)

Texas	ABC	N	L	13 - 45
at Baylor	WTBS	N	T	13 - 13
Oklahoma State	CBS	N	L	15 - 34

1982 (0-3)

at SMU	CBS	N	L	9 - 47
Texas Tech	CBS	R	L	15 - 24
Boston College	ABC	N	L	16 - 38

1981 (1-1)

vs. Oklahoma State†	Mizlou	N	W	33 - 16
Arkansas	ABC	R	L	7 - 10

† Independence Bowl, Independence Stadium, Shreveport, La.

1980 (0-1)

at SMU	ABC	R	L	0 - 27
--------	-----	---	---	--------

1979 (1-0)

SMU	ABC	R	W	47 - 14
-----	-----	---	---	---------

1978 (2-2)

vs. Iowa State†	Mizlou	N	W	28 - 12
at Texas	ABC	N	L	7 - 22
at Arkansas (Little Rock)	ABC	R	L	7 - 26
at SMU	ABC	R	W	20 - 17

† Hall of Fame Bowl, Legion Field, Birmingham, Ala.

1977 (1-2)

vs. USC†	Mizlou	N	L	28 - 47
Houston	ABC	R	W	27 - 7
at Michigan	ABC	N	L	3 - 41

† Bluebonnet Bowl, Astrodome, Houston

1976 (4-0)

vs. Florida†	CBS	N	W	37 - 14
at Texas	ABC	R	W	27 - 3
at Arkansas	ABC	N	W	31 - 10
at SMU	ABC	R	W	36 - 0

† Sun Bowl, El Paso, Texas

1975 (2-2)

vs. USC†	ABC	N	L	0 - 20
Arkansas	ABC	N	L	6 - 31
Texas	ABC	R	W	20 - 10
at Illinois	ABC	R	W	43 - 13

† Liberty Bowl, Memphis, Tenn.

1974 (1-1)

at Texas	ABC	R	L	3 - 32
at Texas Tech	ABC	R	W	28 - 7

1972 (0-1)

at Texas	ABC	N	L	3 - 38
----------	-----	---	---	--------

1969 (0-1)

Arkansas	ABC	R	L	13 - 35
----------	-----	---	---	---------

1968 (0-1)

at Texas	ABC	N	L	14 - 35
----------	-----	---	---	---------

1967 (1-1)

vs. Alabama†	CBS	N	W	20 - 16
SMU	CBS	N	L	17 - 20

† Cotton Bowl, Dallas, Texas

1964 (0-1)

at Texas		R	L	7 - 26
----------	--	---	---	--------

1963 (0-1)

Texas	CBS	N	L	13 - 15
-------	-----	---	---	---------

1962 (0-1)

at Texas	CBS	N	L	3 - 13
----------	-----	---	---	--------

1961 (0-1)

Texas	ABC	N	L	0 - 25
-------	-----	---	---	--------

1960 (0-1)

at Texas	ABC	N	L	14 - 21
----------	-----	---	---	---------

1959 (0-1)

Arkansas		R	L	7 - 12
----------	--	---	---	--------

1958 (0-1)

at Texas	ABC	N	L	0 - 27
----------	-----	---	---	--------

1957 (1-2)

vs. Tennessee†	CBS	N	L	0 - 3
vs. Maryland (Dallas)	NBC	N	W	21 - 13
Texas		R	L	7 - 9

† Gator Bowl, Jacksonville, Fla.

1956 (1-0)

at Arkansas		R	W	27 - 0
-------------	--	---	---	--------

1955 (0-1)

Texas	NBC	N	L	6 - 21
-------	-----	---	---	--------

1952 (0-1)

at Texas		R	L	12 - 32
----------	--	---	---	---------

ALL-TIME HEAD COACHES

YEARS	COACH (ES)	TENURE	OVERALL				CONFERENCE			
			W	L	T	PCT.	W	L	T	PCT.
1894	F.D. Perkins	1	1	1	0	.500	-	-	-	-
1896	A.M. Soule / H.W. South	1	2	0	1	.833	-	-	-	-
1897	C.W. Taylor	1	1	2	0	.333	-	-	-	-
1898	H.W. Williams	1	4	2	0	.667	-	-	-	-
1899-1901	W.A. Murray	3	7	8	1	.469	-	-	-	-
1902-1904	J.E. Platt	3	18	5	1	.771	-	-	-	-
1905-1906	W.E. Bachman	2	13	3	0	.813	-	-	-	-
1907	L.L. Larson	1	6	1	1	.813	-	-	-	-
1908	N.A. Merriam	1	3	5	0	.375	-	-	-	-
1909-1941	Charles B. Moran	6	38	8	4	.800	-	-	-	-
1915-1916	E.H. Harian	2	12	5	0	.706	3	2	0	.600
1917-1928	D.X. Bible	11	72	19	8	.768	28	15	7	.630
1918	D.V. Graves	1	6	1	0	.857	1	1	0	.500
1929-1933	Madison Bell	5	24	21	3	.531	8	14	3	.380
1934-1947	Homer Norton	14	82	53	9	.601	42	35	6	.542
1948-1950	Harry Stiteler	3	8	21	2	.274	3	13	2	.222
1951-1953	Raymond George	3	12	14	4	.467	3	12	3	.250
1954-1957	Paul "Bear" Bryant	4	25	14	2	.622	14	9	1	.604
1958-1961	Jim Myers	4	12	24	4	.333	5	18	3	.250
1962-1964	Hank Foldberg	3	6	23	1	.217	5	15	1	.262
1965-1971	Gene Stallings	7	27	45	1	.377	19	30	0	.388
1972-1978	Emory Bellard	6	48	27	0	.640	29	18	0	.617
1978-1981	Tom Wilson	3	21	19	0	.525	14	15	0	.483
1982-1988	Jackie Sherrill	7	52	28	1	.648	36	17	1	.676
1989-2002	R.C. Slocum	14	123	47	2	.721	78	28	2	.731
2003-2007	Dennis Franchione	5	32	28	0	.533	19	21	0	.475
2007 (interim)	Gary Darnell	-	0	1	0	0.00	-	-	-	-
2008-2011	Mike Sherman	4	25	25	0	.500	15	18	0	.454
2011 (interim)	Tim DeRuyter	-	1	0	0	1.00	-	-	-	-
2012-Pres.	Kevin Sumlin	5	44	21	0	.677	21	19	0	.525



HOMER NORTON's 1939 Aggies won the National Championship with a 14-13 win over Tulane in the Sugar Bowl.



PAUL "BEAR" BRYANT led Texas A&M to two top-10 finishes and a SWC Championship.



EMORY BELLARD (right, with Curtis Dickey) posted three 10-win seasons and won a SWC Championship.

COACHING LEADERS

(by Winning Pct. – minimum four seasons)

COACH	SEASONS	RECORD	PCT.
Charles B. Moran	6	38-8-4	.800
D.X. Bible	11	72-19-9	.768
R.C. Slocum	14	123-47-2	.721
Kevin Sumlin	5	44-21	.677
Jackie Sherrill	7	52-28-1	.648
Emory Bellard	6	48-27	.640
Paul "Bear" Bryant	4	25-14-2	.622
Homer Norton	14	82-53-9	.601
Dennis Franchione	5	32-28	.533

(by Victories)

COACH	SEASONS	WINS
R.C. Slocum	14	123
Homer Norton	14	82
D.X. Bible	11	72
Jackie Sherrill	7	52
Emory Bellard	6	48
Kevin Sumlin	5	44
Charles B. Moran	6	38
Dennis Franchione	5	32
Gene Stallings	7	27



JACKIE SHERRILL is hoisted off the field by Sammy O'Brient and Ray Childress after the 1984 win over Texas.

ALL-TIME ASSISTANT COACHES

NAME	YEARS	SEASONS
Amedee, Lynn	1985-87	3
Anderson, B.J.	2012-14	3
Anderson, Frank	1920-24,'30,'45	7
Andrews, H.R.	1911	1
Ashenbeck, Harvey	1971	1
Avezzano, Joe	1985-88	4
Babers, Dino	2001-02	2
Bailey, Sam	1957	1
Bain, Ty	1961	1
BANKS, JEFF	2013-	5TH
Bartosh, Gil	1973	1
Bassett, Charlie	1927-28	2
Bennett, Phil	1980-82, 95-96	5
Beaty, David	2012-14	3
Bible, Dana X.	1916	1
Boyd, Bob	1985-88	4
Bradley, Doug	1958-59	2
Bradshaw, Charles	1970	1
Brown, Leonard	1962-64	3
Campbell, Dean	1975-77, 79-81	6
CHAVIS, JOHN	2015-	3RD
Christensen, Dave	2015	1
Claiborne, Jerry	1954-56	3
Clay, Bill	2006-07	1
Conley, Scott	1981	1
COOPER, RON	2017-	1ST
Cromwell, Nolan	2008-09	2
Culley, David	1991-93	3
Cure, Wayne	1947	1
Cutchin, Phil	1954-57	4
D'Alessandris, Joe	1994	1
Darnell, Gary	2006-07	2
Davie, Bob	1985-93	9
Davis, Greg	1979-84	6
Dawson, Dog	1949-50	2
DeBesse, Bob	2006-2007	2
DeLoach, Gary	1981	1
DeRuyter, Tim	2010-11	2
DeWare, Jr., Charles	1937-42, 47-48	8
Dillingham, Dutch	1930-33	4
Dimmitt, Lil	1935-44	10
Doll, Kirk	1988-93, 2008-09	8
Dorr, Ray	1997-00	4
Dubose, Bill	1948-50	3
Duncan, Bill	1952-53	2
Edmondson, Heck	1918	1
Eggen, Stan	2003-07	5
Ellis, Tom	1960-61	2
Ensminger, Steve	1994-96	3
Ewall, Walter	1930	1
Faircloth, Dalton	1950-53	4
Faulkinberry Russ	1958-59	2
Faulkner, Harry	1939-40	2
Fobbs, Lee	2003-05	3
Foldberg, Hank	1951	1
Ford, Robert	1989-90	2
Frankie, Johnnie	1945-47	3
Gabrel, Pug	1971	1
George, Ray	1951	1
Graves, D.V.	1917-19	2
Grimes, J.B.	1998-02	5
Haffner, George	1979	1
Hagen, Mark	2013-15	3
Hallman, Curley	1982-87	6
Hankwitz, Mike	1997-02	6
Harlan, E.B.	1916	1
Hayes, Tom	1989-90	2
Helduser, Jim Bob	2003-07	5

NAME	YEARS	SEASONS
Helms, Jake	1966-69	4
Helms, Jim	1982-90	9
Higginbotham, R.G.	1930-32	3
Hoener, Pete	2000	1
Hohn, Caesar	1913	1
Hollingshead, Tam	1994-02	9
Holmes, Klepton	1929-32, 51	5
House, H.H.	1922-23	2
Hubbard, Cal	1933	1
Huggins, Lide	1966-69	4
Hughes, Travis	1960-61	2
Hurlbut, Jack	1965-71	7
Hurt, Ben	1972-74	3
Irvin, Barlow	1932-33, 48	3
James, Bill	1935-48	14
James, Pat	1954-57	4
Johnson, Dick	1962-64	3
Johnson, Bill	1992-99	8
Jones, Bill	1958-59	2
Jones, Pete	1944	1
Jordan, Randy	2008-11	4
Joseph, Terry	2013-16	4
Karow, Marty	1938-42, 45-46	7
Keith, Bobby Drake	1960-61	2
Keller, Jim	1968-71	4
Kines, Joe	2008-09	2
King, J.T.	1957	1
Kingsbury, Kliff	2012	1
Kirksey, Larry	2000	1
Koch, Botchey	1945-47	3
Koenning, Jr., Les	1994-96, 03-07	8
Kragthorpe, Steve	1997-00, (spring 2010)	4
Kubiak, Gary	1992-93	2
LaGrasta, Dan	1972-81	10
Lair, Matt	1959-60	2
Laslie, Carnie	1957	1
Lee, Swede	1972	1
Livingston, Lawrence	1998-99	2
Malone, Van	2006-09	4
Marks, Bobby	1969-71	3
Marshall, Steve	1997	1
Mattison, Greg	1989-91	3
MAZZONE, NOEL	2016-	2ND
MCKINNEY, CLARENCE	2012-	6TH
McMillian, Charles	2008-11	4
McMurtry, Paul	1951-52	2
McNulty, J.C.	1909-11	3
McQuillan, Hub	1935-40	6
Michalske, Mike	1953	1
Michels, John	1958	1
Milus, Ron	1999	1
Moise, R.L.	1914	1
Moore, Bud	1965-70	6
MOOREHEAD, AARON	2015-	3RD
Moser, Chuck	1974-75, 78	3
Napper, Charles	1979	1
Nguyen, Dat	2010-11	2
Nolan, Willis	1933	1
Norris, Rex	1972	1
O'Brien, Jack	1962-64	3
Owens, Jim	1954-56	3
Pardee, Jack	1965	1
Pearce, John	1989-91	3
Pettibone, Jerry	1982-84	3
Phillips, O.A. "Bum"	1957	1
Pickett, Tom	1947	1
Pierce, Johnny	1923-24	2
Polian, Brian	2012	1

NAME	YEARS	SEASONS
Pope, Kenith	2003-07	5
Powell, Dee	1965-72	8
PRICE, TERRY	2012-	6TH
Pugh, George	1982-88	7
Pustejovsky, Ed	1981	1
Rader, Dick	1980-81	2
Randall, Craig	1962-64	3
Register, Paul	1972-88	17
Reid, John	1929-31	3
Robbins, Cooper	1952	1
Robertson, Melvin	1972-78	7
Rollins, J.W.	1935-42	8
Roper, Bobby	1982-84	3
Rossley, Tom	2008-11	4
Rothgeb, C.J.	1920-21, 25-26	4
Rucker, Ken	1994-97, 02	5
Ruel, Pat	1982-84	3
Schmidt, Neil	1962-64	3
Sikes, J.V.	1935-37	3
Sherman, Mike	1989-93, 95-96	7
Sherrod, Bud	1958-59	2
Shoemaker, Perron	1949-50	2
Slade, Larry	1994-98	5
Slocum, R.C.	1972-80, 82-88	15
Slocum, Shawn	1991-97, 00-02	10
Smith, Elmer	1954-71	18
Smith, Manning	1934-44	11
Smith, Melvin	2003-05	3
Smith, Ralph	1965-69	5
Snyder, Mark	2012-14	3
Spavital, Jake	2013-15	3
Stanley, Bob	1973-81	9
Steinke, Gil	1949-53	5
Stiles, Jess	1979-81	3
Stiteler, Harry	1947	1
Sumlin, Kevin	2001-02	2
Taylor, Loyd	1965-69	5
Thurmond, Chris	2003-05	3
Tipps, Tom	1954-56	3
Thomas, Jack	1961	1
Todd, Dick	1949-50	2
Toledo, Bob	1989-93	5
Tommerdahl, Mark	2003-07	5
Torbush, Carl	2003-05	3
Toth, Nick	2010-11	2
Tuberville, Tommy	1994	1
TURNER, DAVID	2016-	2ND
TURNER, JIM	2008-11, 16-	6TH
Turner, Ron	1988	1
Unbehagen, Ted	1980	1
Utay, Joe	1913	1
Van Zandt, Lance	1971	1
Wahlberg, Joe	1962-64	3
Wallerstedt, Matt	2012	1
Walters, Trent	1991-93	3
Walters, Troy	2010-11	2
Watson, Don	1965-69	5
Weddell, Alan	1998-02	5
Welch, Barney	1970-71	2
Wigginton, Donnie	1972-77	6
Williams, Terrell	2010-11	2
Willis, Nick	1936	1
Wilson, Tom	1975-78	4
Wyatt, Buddy	2000-02, 2008-09	6
Yates, Marcel	2012-13	2
Young, John Paul	1970-77	8
Zapalac, Willie	1953-60	8

NATIONAL AWARD WINNERS

HEISMAN TROPHY

NAME	YEARS	ELECTED
John David Crow	RB	1957
Johnny Manziel	QB	2012

DAVEY O'BRIEN AWARD

Johnny Manziel	QB	2012
----------------	----	------

MANNING AWARD

Johnny Manziel	QB	2012
----------------	----	------

OUTLAND TROPHY

Luke Joeckel	OL	2012
--------------	----	------

LOMBARDI AWARD

Dat Nguyen	LB	1998
------------	----	------

BUTKUS AWARD

Von Miller	LB/DE	2010
------------	-------	------

LOU GROZA AWARD

Randy Bullock	PK	2011
---------------	----	------

WUERFFEL TROPHY

Trevor Knight	QB	2016
---------------	----	------

ALL-AMERICANS

First-team honorees by AP, AFCA, FWA, Sporting News and Walter Camp

YEAR	PLAYER	POSITION
2016	Myles Garrett	DL
2015	Myles Garrett	DL
2014	Cedric Ogbuehi	OL
2013	Mike Evans	WR
2013	Drew Kaser	P
2012	Johnny Manziel	QB
2012, 13	Jake Matthews	OL
2012	Luke Joeckel	OL
2012	Damontre Moore	DE
2011	Randy Bullock	PK
2009, 10	Von Miller	DL/LB
1999	Jason Webster	DB
1998, 99	Shane Lechler	P

YEAR	PLAYER	POSITION
1998	Dat Nguyen	LB
1996	Keith Mitchell	LB
1995	Ray Mickens	DB
1995	Brandon Mitchell	DE
1994, 95	Leeland McElroy	RB / KR
1994	Antonio Armstrong	LB
1993	Sam Adams	DE
1993	Aaron Glenn	DE
1992	Patrick Bates	FS
1992	Marcus Buckley	LB
1991	Kevin Smith	CB
1990	Mike Arthur	OC
1988, 90	Darren Lewis	RB

YEAR	PLAYER	POSITION
1987	John Roper	LB
1985, 86	Johnny Holland	LB
1983, 84	Ray Childress	DT
1978, 79	Jacob Green	DE
1976, 78	Tony Franklin	PK
1976	Robert Jackson	LB
1976	Lester Hayes	FS
1975	Ed Simonini	LB
1975	Garth Ten Napel	LB
1974, 75	Pat Thomas	CB
1970	Dave Elmendorf	FS
1968	Rolf Krueger	OT
1968	Tommy Maxwell	FS

YEAR	PLAYER	POSITION
1968	Steve O'Neal	P
1967, 68	Bill Hobbs	LB
1966	Maurice Moorman	OT
1957	John David Crow	RB
1956, 57	Charlie Krueger	OT
1956	Dennis Goehring	OG
1956	Jack Pardee	FB
1951, 52	Jack Little	FB
1950	Bob Smith	RB
1940	Marshall Robnett	OG
1939, 40	John Kimbrough	RB
1939	Joe Boyd	OT
1936, 37	Joe Routt	OG

ALL-CONFERENCE HONOREES

SOUTHWEST CONFERENCE

1915	John Garrity, E N.M. Braumiller, G
1916	Newt Settegast, T Jim Crow, T
1917	Tim Griesenbeck, E Ox Ford, T E.S. Wilson, G Rip Collins, B Jack Mahan, B
1918	No selections from A&M
1919	E.S. Wilson, G W.E. Murrah, G C.R. Drake, T R.G. Higginbotham, HB Jack Mahan, F Scott Alexander, E
1920	W.E. Murrah, E C.R. Drake, T R.G. Higginbotham, HB Jack Mahan, F T.F. Wilson, E
1921	Sam Sanders, B T.F. Wilson, E W.E. Murrah, G
1922	W.D. Johnson, G T.F. Wilson, E

1923	A.J. Evans, E W.D. Johnson, G
1924	W.W. Wilson, B Neeley Allison, E
1925	Joel Hunt, HB L.G. Dietrich, T W.M. Dansby, G Barlow Irvin, T W.W. Wilson, B
1926	Joel Hunt, HB L.G. Dietrich, T J.A. Tektorik, G J.B. Sikes, E C.D. Watts, C
1927	Joel Hunt, QB J.V. Sikes, E J.G. Holmes, G A.C. Sprott, T E.E. Fegari, G W.S. Lister, T
1928	Z.W. Bartlett, C H.E. Burgess, F S.J. Petty, E
1929	Tommy Mills, QB Charlie Richter, G
1930	Adrian Tracey, E

1931	Carl Moulden, G Cliff Domingue, QB Charlie Malone, E
1932	Willis Nolan, C Charley Cummings, T
1933	Ted Spencer, F Ray Murray, E W.T. Jordan, T
1934	John Crow, G
1936	Joe Routt, G Charles DeWare, C Roy Young, T
1937	Joe Routt, G Roy Young, T Dick Todd, HB Virgil Jones, G
1938	Dick Todd, HB Joe Boyd, T
1939	Joe Boyd, T John Kimbrough, F Marshall Robnett, G Herb Smith, E Jim Thomason, HB
1940	James Sterling, E John Kimbrough, F Marshall Robnett, G Jim Thomason, HB Ernie Pannell, T

1941	Derace Moser, RB James Sterling, E Bill Sibley, C Martin Ruby, T
1942	Bill Henderson, E Felix Bucek, G Cullen Rogers, B Leo Daniels, B
1943	Marian Flanagan, B M.E. Settegast, E Goble Bryant, T Jim Hallmark, B
1944	Monty Moncrief, T Clarence Howell, E Paul Yates, F
1945	Monty Moncrief, G Grant Darnell, G Preston Smith, HB Bob Goode, HB
1946	Monty Moncrief, T
1947	Jim Winkler, T
1948	Jim Winkler, T Bob Goode, HB Odell Stautzenberger, G Andy Hillhouse, E
1949	Bob Smith, F

1950	Bob Smith, F Max Greiner, T Andy Hillhouse, E Carl Molberg, G
1951	Jack Little, T Glenn Lippmann, B Hugh Meyer, C Yale Lary, B Billy Tidwell, B
1952	Jack Little, T Ray Graves, QB Joe Boring, S
1953	Don Ellis, QB
1954	Elwood Kettler, QB Bennie Sinclair, E
1955	Gene Stallings, E Dennis Goehring, G
1956	Jack Pardee, F Lloyd Hale, C Dennis Goehring, G John David Crow, HB John Tracey, E Charlie Krueger, T Roddy Osborne, QB
1957	John David Crow, HB Charles Krueger, T Bobby Marks, E

1958 Charles Milstead, QB
John Tracey, E

1959 No selections from A&M

1960 Sam Byer, F

1961 Jerry Hopkins, C

1962 Jerry Hopkins, C

1963 Ronney Moore, G

1964 Ray Gene Hinze, OT
Mike Pittman, DHB

1965 Ken (Dude) McLean, OE
Joe Wellborn, LB

1966 Maurice Moorman, OT
Gary Kovar, OG
Wendell Houseley, OHB

1967 Edd Hargett, QB
Bob Long, OE
Tommy Maxwell, S
Rolf Krueger, DT
Bill Hobbs, LB
Grady Allen, DE
Larry Stegent, OHB
Steve O'Neal, P
Dan Schneider, OT

1968 Edd Hargett, QB
Steve O'Neal, P
Rolf Krueger, DT
Bill Hobbs, LB
Mike DeNiro, DE

1969 Larry Stegent, TB
Lynn Odom, DG
Dave Elmendorf, S
Mike DeNiro, DE
Ross Brupbacher, E

1970 Homer May, E
Dave Elmendorf, S

1971 Leonard Forey, G
David Hoot, S
Boice Best, DT
Grady Hoermann, LB
Buster Callaway, T
Mark Green, HB

1972 Grady Hoermann, LB
Boice Best, DT
Robert Murski, CB
Ed Simonini, LB

1973 Ed Simonini, LB
Don Long, DE
Skip Walker, HB

1974 Pat Thomas, CB
Ed Simonini, LB
Tim Gray, CB
Warren Trahan, DT
Bubba Bean, OHB
Randy Haddox, PLK
Glenn Bujnoch, OT
Garth Ten Napel, LB
Mark Stanley, P

1975 Ed Simonini, LB
Pat Thomas, CB
Garth Ten Napel, LB
Bubba Bean, HB
Edgar Fields, DT
Blake Schwarz, DE
Jimmy Dean, DT
Jackie Williams, S
Lester Hayes, S
Richard Osborne, TE
Glenn Bujnoch, OT
Tank Marshall, DE
Bruce Welch, OG
Robert Jackson, LB

1976 Jimmy Dean, DT
Edgar Fields, DT
Tony Franklin, K
Gary Haack, TE
Lester Hayes, S
Robert Jackson, LB
Tank Marshall, DE
Frank Myers, T
Dennis Swilley, G
George Woodard, F

1977 Mark Dennard, C
Frank Myers, OT
Cody Risien, OT
Carl Grulich, S

1978 Curtis Dickey, TB
Tony Franklin, K
Jacob Green, DE
Russell Mikeska, TE
Cody Risien, OT

1979 Jacob Green, DE
Gerald Carter, SE
Ed Pustejovsky, OG

1980 No selections from A&M

1981 No selections from A&M

1982 Domingo Bryant, DB
David Hardy, K

1983 Rich Siler, TE
Ray Childress, DE / T

1984 Ray Childress, DE / T

1985 Johnny Holland, LB
Doug Williams, OT
Kevin Murray, QB
Domingo Bryant, DB
Anthony Toney, F
Jeff Nelson, FLK
Rod Saddler, DE
Randy Dausin, OG

1986 Kevin Murray, QB
Rod Bernstine, TE
Johnny Holland, LB
Roger Vick, F
Keith Woodside, HB
Scott Slater, K
Jay Muller, DE
Kip Corrington, DB
Louis Cheek, OT
Terrance Brooks, DB

1987 Rod Harris, split end
Louis Cheek, OT
Matt Wilson, C
Scott Slater, K
Sammy O'Brient, DG
John Roper, LB
Kip Corrington, FS

1988 Darren Lewis, RB
Jerry Fontenot, G
Matt McCall, T
John Roper, LB
Aaron Wallace, LB
Mickey Washington, CB

1989 Mike Jones, TE
Kevin Smith, DB
William Thomas, LB
Aaron Wallace, LB
Richmond Webb, OT

1990 Darren Lewis, RB
Mike Arthur, C
Matt McCall, OT
William Thomas, LB
Kevin Smith, CB

1991 Kevin Smith, CB
Bucky Richardson, QB
Quentin Coryatt, LB
Greg Hill, RB
Keith Alex, OT
Marcus Buckley, LB
John Ellisor, OT
Patrick Bates, FS

1992 Marcus Buckley, LB
John Ellisor, G
David Davis, P
Patrick Bates, FS
Greg Schorp, TE
Aaron Glenn, CB
Chris Dausin, C
Terry Venetoulis, PLK
Greg Hill, RB
Sam Adams, DE

1993 Sam Adams, DE
Jason Atkinson, LB
Calvin Collins, OG
Chris Dausin, C
Eric England, DE
Aaron Glenn, CB
Tyler Harrison, OG
Greg Hill, RB
Jason Mathews, OT
Leeland McElroy, KR
Ray Mickens, CB
Greg Schorp, TE
Antonio Shorter, LB
Lance Teichelman, NG
Rodney Thomas, RB
Dexter Wesley, OT

1994 Antonio Armstrong, LB
Calvin Collins, OL
Leeland McElroy, KR
Ray Mickens, CB
Brandon Mitchell, DL
Rodney Thomas, RB

1995 Reggie Brown, LB
Albert Connell, WR
Hunter Goodwin, OL
Donovan Greer, CB
Leeland McElroy, RB / KR
Ray Mickens, CB
Brandon Mitchell, DL
Keith Mitchell, LB

BIG 12 CONFERENCE

1996 (1) Calvin Collins, OL
(1) Brandon Mitchell, DL
(2) Albert Connell, WR
(2) Keith Mitchell, DL/LB
(2) Dat Nguyen, ILB

1997 (1) Dat Nguyen, LB
(1) Shane Lechler, P
(2) Steve McKinney, OL
(2) Dante Hall, KR
(3) Kyle Bryant, K

1998 (1) Dat Nguyen, LB
(1) Shane Lechler, P
(3) Rex Tucker, OL
(3) Rich Coady, DB
(3) Warrick Holdman, LB

1999 (1) Shane Lechler, P
(2) Seimisi Heimuli, OL
(2) Jason Webster, DB

2000 (1) Robert Ferguson, WR
(1) Seth McKinney, OL
(1) Jason Glenn, DL/LB
(2) Ja'Mar Toombs, RB
(3) Terence Kitchens, K

2001 (1) Sammy Davis, DB
(1) Seth McKinney, OL
(3) Terrence Kiel, DB

2002 (2) Taylor Whitley, OL
(2) Greg Porter, TE
(2) Ty Warren, DE/LB
(3) Bethel Johnson, WR

2003 (2) Terrence Murphy, WR
(3) Courtney Lewis, RB
(3) Geoff Hangartner, OL

2004 (1) Terrence Murphy, WR
(1) Mike Montgomery, DL
(2) Reggie McNeal, QB
(2) Todd Pegram, K
(2) Byron Jones, DB

2005 (2) Justin Warren, LB
(2) Todd Pegram, K

2006 (1) Melvin Bullitt, DB
(2) Martellus Bennett, TE
(2) Jorvorskie Lane, RB
(2) Chris Alexander, FB
(2) Cody Wallace, OL

2007 (1) Cody Wallace, OL
(2) Chris Alexander, FB
(2) Chris Harrington, DL
(2) Misi Tupe, LB
(2) Justin Brantly, P

2008 (1) Justin Brantly, P
(2) Jorvorskie Lane, FB

2009 (1) Von Miller, DL
(2) Jerrod Johnson, QB
(2) Jamie McCoy, FB
(2) Lee Grimes, OL
(2) Trent Hunter, DB

2010 (1) Jeff Fuller, WR
(1) Von Miller, DL
(2) Matt Allen, OL
(2) Coryell Judie, DB

2011 (1) Randy Bullock, PK
(1) Luke Joeckel, OL
(1) Sean Porter, LB
(2) Cyrus Gray, RB
(2) Ryan Swope, WR
(2) Tony Jerod-Eddie, DE

SOUTHEASTERN CONFERENCE

2012 (1) Luke Joeckel, OL
(1) Johnny Manziel, QB
(1) Jake Matthews, OL
(1) Damontre Moore, DE
(2) Ryan Swope, WR

2013 (1) Mike Evans, WR
(1) Drew Kaser, P
(1) Johnny Manziel, QB
(1) Jake Matthews, OL

2014 (1) Cedric Ogbuehi, OL
(2) Myles Garrett, DE
(2) Josh Reynolds, WR
(2) Josh Lambo, PK
(2) Myles Garrett, DE
(HM) Speedy Noil, AP

2015 (1) Myles Garrett, DE
(1) Drew Kaser, P
(2) Christian Kirk, WR, RS
(2) Taylor Bertolet, PK

2016 (1) Myles Garrett, DE
(1) Avery Gennesy, G
(1) Christian Kirk, WR, RS
(2) Justin Evans, S

CONFERENCE AWARD WINNERS

OFFENSIVE PLAYER OF THE YEAR

Johnny Manziel 2012..... SEC
 Johnny Manziel 2012.....AP

DEFENSIVE PLAYER OF THE YEAR

Dat Nguyen, LB..... 1998.. Big 12

FRESHMAN OF THE YEAR

Christian Kirk..... 2015..... SEC
 Johnny Manziel 2012..... SEC
 Johnny Manziel 2012.....AP

OFFENSIVE FRESHMAN OF THE YEAR

Christine Michael, RB 2009.. Big 12

OFFENSIVE NEWCOMER OF THE YEAR

Robert Ferguson, WR 2000.. Big 12

DEFENSIVE NEWCOMER OF THE YEAR

Misi Tupe, LB 2006.. Big 12

OFFENSIVE LINEMAN OF THE YEAR

*Jake Matthews 2013..... SEC
 *Luke Joeckel 2012..... SEC
 Cody Wallace..... 2007.. Big 12
 * -- Jacobs Blocking Trophy

COACH OF THE YEAR

Kevin Sumlin (co).....2012 SEC
 Kevin Sumlin.....2012AP

SEC ALL-FRESHMAN

Johnny Manziel, QB..... 2012
 Mike Evans, WR..... 2012
 Trey Williams, RS 2012
 Erik McCoy, C..... 2016
 Trayveon Williams 2016

10TH ANNIVERSARY TEAM

Seth McKinney OL.. Big 12
 Dat Nguyen LB.. Big 12
 Shane Lechler..... P.. Big 12

PLAYER OF THE WEEK

Offensive

Trevor Knight 10/8/16..... SEC
 Kyle Allen, QB 11/10/14..... SEC
 Kenny Hill, QB 9/1/14..... SEC
 Johnny Manziel, QB..... 10/14/13..... SEC
 Johnny Manziel, QB..... 9/29/12..... SEC
 Johnny Manziel, QB..... 10/13/12..... SEC
 Johnny Manziel, QB..... 11/10/12..... SEC
 Christine Michael 10/03/11.. Big 12
 Cyrus Gray, RB 11/29/10.. Big 12
 Stephen McGee, QB..... 10/22/07.. Big 12
 Stephen McGee, QB..... 10/09/06.. Big 12
 Reggie McNeal, QB..... 9/19/05.. Big 12
 Reggie McNeal, QB..... 10/18/04.. Big 12

Reggie McNeal, QB..... 11/09/02.. Big 12
 Dustin Long, QB (co)..... 10/05/02.. Big 12
 Brandon Stewart, QB .. 11/03/97.. Big 12

Offensive Line

Erik McCoy, OL 9/3/16..... SEC
 Jake Matthews, OT 9/29/12..... SEC

Defensive Lineman

Daeshon Hall, DL.....10/1/16 SEC
 Daeshon Hall, DL.....9/5/15 SEC
 Damontre Moore, DE.....10/20/12 SEC
 Damontre Moore, DE (co).....9/2/12 SEC

Defensive

Armani Watts 9/24/16..... SEC
 Justin Evans 9/17/16..... SEC
 Deshazor Everett 9/29/14..... SEC
 Tony Jerod-Eddie 09/06/11.. Big 12
 Von Miller, LB/DE 11/29/10.. Big 12
 Michael Hodges, LB..... 11/22/10.. Big 12
 Von Miller, LB/DE 11/15/10.. Big 12
 Michael Hodges, LB 11/08/10.. Big 12
 Trent Hunter, DB 09/29/08.. Big 12
 Mark Dodge, LB..... 11/27/06.. Big 12
 Erik Mayes, CB..... 09/20/04.. Big 12
 Ty Warren, DE (co)..... 09/21/02.. Big 12
 Brian Gamble, LB..... 10/14/00.. Big 12
 Jason Webster, CB 09/27/99.. Big 12
 Dat Nguyen, LB..... 11/16/98.. Big 12
 Warrick Holdman, LB..... 10/12/98.. Big 12
 Dat Nguyen, LB..... 10/05/98.. Big 12
 Dat Nguyen, LB..... 12/01/97.. Big 12

Special Teams

Dustin Harris, PR 9/22/12..... SEC
 Dustin Harris, PR 10/10/11.. Big 12
 Dustin Harris, PR 11/21/11.. Big 12
 Coryell Judie, KR..... 11/08/10.. Big 12
 Coryell Judie, KR..... 11/15/10.. Big 12
 Cyrus Gray, KR 11/09/09.. Big 12
 Cyrus Gray, KR 11/10/08.. Big 12
 Todd Pegram, K 10/25/04.. Big 12
 Terence Kitchens, K 09/06/99.. Big 12
 Chris Taylor, WR..... 11/02/98.. Big 12
 Shane Lechler, P 10/26/98.. Big 12
 Shane Lechler, P 12/01/97.. Big 12
 Dante Hall, RB 09/22/97.. Big 12

Freshman

Trayveon Williams, RB..... 10/8/16..... SEC
 Trayveon Williams, RB..... 9/24/16..... SEC
 Trayveon Williams, RB..... 9/17/16..... SEC
 Christian Kirk, WR KR 9/5/15..... SEC
 Johnny Manziel, QB..... 11/17/12..... SEC
 Johnny Manziel, QB..... 11/14/12..... SEC
 Johnny Manziel, QB..... 11/10/12..... SEC
 Johnny Manziel, QB..... 11/3/12..... SEC
 Johnny Manziel, QB..... 10/27/12..... SEC
 Johnny Manziel, QB..... 10/13/12..... SEC
 Johnny Manziel, QB..... 10/6/12..... SEC
 Johnny Manziel, QB (tri) .. 9/29/12..... SEC
 Johnny Manziel, QB..... 9/15/12..... SEC

VARIOUS FOOTBALL HONORS

NFL HALL OF FAME

NAME	YEARS	ELECTED
Yale Lary	1949-51	1979

COTTON BOWL HALL OF FAME

NAME	ELECTED
Johnny Holland, linebacker	2000
John Kimbrough, fullback	2000
Gene Stallings, head coach	2005
Dat Nguyen, linebacker	2007
Jackie Sherrill, head coach	2010
Kevin Murray, quarterback	2012

NATIONAL FOOTBALL FOUNDATION HALL OF FAME

Players

NAME	POS.	YEARS	ELECT
John Kimbrough	Fullback	1939-40	1954
Joe Rott	Guard	1935-37	1962
Joel Hunt	Halfback	1925-27	1967
Joe Utay	Halfback	1905-07	1974
John David Crow	Halfback	1955-57	1976
Charlie Krueger	Tackle	1955-57	1983
Jack Pardee	Fullback	1954-56	1986
Dave Elmendorf	Def. Back	1971-79	1996
Ray Childress	Def. Line	1981-84	2010
Dat Nguyen	Linebacker	1995-98	2017

Coaches

NAME	YEARS	ELECT
Dana X. Bible	1917; 1919-28	1951
Madison Bell	1929-33	1955
Homer Norton	1934-46	1971
Paul "Bear" Bryant	1954-57	1986
R.C. Slocum	1989-2002	2012

TEXAS SPORTS HALL OF FAME

NAME	POS.	YEARS	ELECT
Joe Rott	player	1935-37	1952
John Kimbrough	player	1938-40	1958
Joel Hunt	player	1925-27	1958
Dana X. Bible	coach	1917; 19-28	1959
Madison Bell	coach	1929-33	1960
Homer Norton	coach	1934-46	1968
Dick Todd	player	1936-38	1968
Bill Henderson	player	1940-42	1974
J.V. "Siki" Sikes	player	1925-27	1977
John David Crow	player	1955-57	1982
Joe Utay	player	1905-07	1984
Gen. Bob Neyland	player	1915	1985
Field Scovell	player	1928	1985
Charles H. Moser	asst. coach	1974-80	1986
Jack Pardee	player	1954-56	1987
Ken Hall	player	1955-56	1994
Yale Lary	player	1948-51	1994
Emory Bellard	coach	1972-78	1995
Gene Stallings	player/coach	1954-56; 65-71	1996
O.A. "Bum" Phillips	asst. coach	1954-57	1999
Bobby Joe Conrad	player	1955-57	2003
R.C. Slocum	coach	1989-2002	2005
Ray Childress	player	1981-84	2008
Dat Nguyen	player	1995-98	2014
Charlie Krueger	player	1955-57	2014
Jacob Green	player	1977-79	2016
Dave Elmendorf	player	1971-79	1996

HISTORY

ACADEMIC HONORS

ACADEMIC ALL-AMERICANS

Jack Pardee	1956
Steve Luebbehusen	1971
Kevin Monk	1976, 1977
Kip Corrington	1985, 1986, 1987
Seth McKinney	2001
Michael Hodges	2010

ACADEMIC ALL-CONFERENCE

(information unavailable prior to 1987 season)

Southwest Conference

1987	Kip Corrington	DB
	Basil Jackson	LB
	Craig Stump	QB
1988	Bill Cavanaugh	OL
	Lance Pavlas	QB
	Scott Slater	PK
1989	Lance Pavlas	QB
1990	Lance Pavlas	QB
	Greg Lakin	OL
1991	Greg Lakin	OL
1992	Kyle Maxfield	DB
1993	Kyle Maxfield	DB
1994	Gene Lowery	WR
	Kyle Maxfield	DB
	Tim Vordenbaumen	OL
1995	Dennis Allen	DB
	Stormy Case	QB

Big 12 Conference

1996	Brandon Jennings	DB
	Jason Webster	DB
	Christopher Thierry	LB
	James Vincent	P
1997	Chris Cole	WR
	Ronald Patton	DB
	Chris Thierry	LB
1998	Greg Knutson*	TE
	Seth McKinney*	OL
	Evan Perroni*	DL
	Christian Rodriguez	LB
1999	Seth McKinney	OL
	Evan Perroni	DL
	Christian Rodriguez	LB
2000	Andre Brooks*	OL
	Sammy Davis	DB
	Michael de la Torre	TE
	Maurice Harris	RB
	Seth McKinney	OL
	Evan Perroni	DL
	Christian Rodriguez	LB
	Taylor Whitley	OL
	Cornelius Anthony	LB
	Jarrold Penright	LB
	Ty Warren	DL
2001	Jay Brooks	DB
	Michael de la Torre	TE
	Mark Farris	QB
	Seth McKinney	OL
	Evan Perroni	DL

Christian Rodriguez	LB
Taylor Whitley	OL
Chance Pearce	SNP
Cody Scates	P/PK

2002	John Kirk	OL
	Tyre Post	RB
	Taylor Whitley	OL
	Matt Douglas	DB
	Blake Kendrick	LB
	John Pierson	PK
	Scott Stickane	LB
	Jaxson Appel	DB
	Thomas Carriger	TE
	Haven Massey	TE
	Tim Philbeck	WR
	Jesse Woods	WR
	Nick Losada*	DL
	Terrence Murphy*	WR
	Anthony Squillante*	DB
	David Ross*	DL

2003	John Kirk	OL
	Don Muhlbach	SNP
	Scott Stickane	LB
	Keith Joseph	RB
	Anthony Squillante	DB
	Frederick Woods	LB
	Todd Pegram	PK
	Chad Schroeder	WR
	Taylor Schuster	OL
	John Ray*	DB

2004	Dominique Steamer	DL
	Ryan White	TE
	Chris Yoder	OL
	David Anderson*	DB
	Chris Harrington*	DL
	Blake Kendrick*	LB
	Terrence Murphy*	WR
	Todd Pegram*	PK
	Chad Schroeder*	WR

2005	Ty Branyon	QB
	Jay Doerfler	PK
	Stephen McGee	QB
	Layne Neumann	PK
	John Ray	DB
	David Anderson*	RB
	John David Nicholson*	OL
	Chad Schroeder*	WR
	Cody Wallace*	OL

2006	Greg Boothe	RB
	Nathan Haile	LB
	Matt LaFon	DB
	Jordan Peterson	DB
	Cody Wallace	QB
	Stephen McGee*	OL
	Chad Schroeder*	WR

2007	David Latham	DB
	Stephen McGee	QB
	Jordan Peterson	DB
	Cody Wallace	OL
	Andrew Key*	TE
	Chris Yoder*	OL

2008	Justin Brantly	P
	Stephen McGee	QB
	Ryan Tannehill	WR
	Travis Schneider*	OL

2009	Ryan O'Bryant	FB
	Michael Shumard	OL
	Cole Graybill	FB
	Jordan Peterson	DB
	Ryan Tannehill	QB/WR
	Trent Hunter*	DB
	Matt Allen*	OL
	Derek Dumas*	LB
	Bradley Stephens*	RB
	Jeff Wood*	QB

2010	Cody Beyer	WR
	Ben Bredthauer	DS
	Blane Cheatham	DB
	Evan Eike	OL
	Ryan Epperson	P
	Michael Hodges	LB
	Roger Holland	OL
	Ryan Tannehill	QB/WR
	Steven Terrell	DB
	Anthony Vela	RB
	Randy Bullock*	PK
	Michael Ebbitt*	DL
	Michael Lamothe*	TE
	Spencer Nealy*	DE
	Hutson Prioleau*	TE
	Derrick Stephens*	LB
	Nick Trice*	WR
	Cody Williams*	DL

2011	Ben Bredthauer	SN
	Randy Bullock*	PK
	Steve Campbell*	DB
	Blane Cheatham	DB
	Tommy Dorman	TE
	Evan Eike	OL
	Ryan Epperson	P
	Trent Hunter*	DB
	Toney Hurd Jr.*	DB
	Michael Lamothe*	TE
	Jacob Russell	LB
	Jonathan Stewart*	LB
	Ryan Tannehill	QB
	Steven Terrell	DB
	Michael Walker	WR
	Allen Woodum*	OL

* indicates 2nd team

SEC Academic Honor Roll

2012	Taylor Bertolet	PLK
	Devonta Burns	DB
	Ryan Epperson	P
	Alex Freeman	SNP
	Matthew Fritsche	DB
	Desmond Gardiner	DB
	Garrett Gramling	OL
	Dylan Guthrie	OL
	Clay Honeycutt	DB
	Shep Klinke	OL
	Michael Lamothe	TE
	Patrick Lewis	OL
	Jonathan Mathis	DL
	Jake Matthews	OL
	Sam Moeller	DB
	Uzoma Nwachukwu	WR
	Justin Ortega	SNP
	Michael Osadebey	LB
	Rylan Riney	DB
	Jacob Russell	LB
	Caden Smith	OL
	Ryan Woape	WR
	Steven Terrell	DB
	Allen Woodum	OL

2013	Taylor Bertolet	PLK
	Kirby Ennis	DL
	Alex Freeman	SNP
	Matthew Fritsche	DB
	Clay Honeycutt	DB
	Shep Klinke	OL
	Josh Lambo	PLK
	Ryan Lindblade	OL
	Jake Matthews	OL
	Conner McQueen	QB
	Boone Niederhofer	WR
	Kyle Serres	PLK
	Alex Sezer	DB
	Caden Smith	OL

2014	Kyle Allen	QB
	Jay Arnold	DL
	Taylor Bertolet	PLK
	Benjamin Compton	OL
	Deshazor Everett	DB
	Alex Freeman	DS
	Avery Genney	OL
	Laquionte Gonzalez	WR
	Garrett Gramling	OL
	Chance Gray	RB
	J.J. Gustafson	OL
	Clay Honeycutt	DB
	Joshua Lambo	PLK
	Ryan Lindblade	OL
	Taylor Martinez	LB
	Jordan Mastrogiovanni	LB
	Conner McQueen	QB
	Boone Niederhofer	WR
	Cedric Ogbuehi	OL
	Alex Sezer	DB
	Caden Smith	OL
	Cameron Smith	LB
	Blaine Townsend	RB
	Brett Wade	LB
	Jonathan Wiggins	DB

2015	Taylor Bertolet	PK
	Jake Blount	LB
	Avery Genney	OL
	Cullen Gillaspia	LB
	Peter Grady	PK
	J.J. Gustafson	TE
	Ben Huskinson	OL
	Nathan Kellman	OL
	Mac Labhart	LB
	Ryan Lindblade	OL
	Chad Loitz	OL
	Dakota Martin	OL
	Taylor Martinez	LB
	Conner McQueen	QB
	Kobe Miller	QB
	Josch Motley	WR
	Boone Niederhofer	WR
	Julien Obioha	DL
	Dreagan Patterson	WR
	Will Paulhill	DB
	Christian Robertson	DS
	Alex Sezer	DB
	Keaton Sutherland	OL
	Blaine Townsend	RB
	Jordan Traylor	QB
	James White	RB

2016	Drew Beakey	OL
	Justin Dworaczyk	OL
	Kwame Etwi	RB
	Riley Garner	LB
	Cullen Gillaspia	LB
	Peter Grady	K
	Jamal Jeffery	WR
	Matthew Kirchner	TE
	Trevor Knight	QB
	Mac Labhart	LB
	Braden Mann	K
	Erik McCoy	OL
	Conner McQueen	QB
	Josch Motley	WR
	Boone Niederhofer	WR
	Speedy Noil	WR
	Will Paulhill	DB
	Colton Prater	OL
	Christian Robertson	DS
	Alex Sezer	DB
	Brayden Talbert	OL
	James White	RB

ALL-TIME LETTERWINNERS

A

Abbey, Dan R.	1929, 30
Abbott, John A.	1939
Abraham, Arthur A.	1944, 45
Adair, Chad	1986, 87
Adamek, Jody	1990
Adame, David	2010
Adamek, Leslie (Trainer)	2010
Adami, Buster	1967, 68, 69
Adams, Brent (Manager)	1987, 88
Adams, Darrell	1979, 80, 81, 82
Adams, Jimmy	1967, 68, 69
Adams, Jorrie	2004
Adams, Kent	1980, 81
Adams, Ross (Trainer)	2009
Adams, Sam	1991, 92, 93
Adams, Will	2005
Aday, Temple	1978, 79, 80, 81
Alaka, Otaro	2014, 16
Albright, Christine (Trainer)	2001
Aldrich, Chad (Manager)	2002
Alex, Keith	1988, 89, 90, 91
Alexander, Al (Manager)	1974
Alexander, Brandon	2012, 13, 14
Alexander, Chris	2004, 05, 06, 07
Alexander, Scott	1917, 18, 19
Allen, Corey	1986
Allen, Dennis	1992, 93, 94, 95
Allen, Kyle	2015, 16
Allen, Grady L.	1965, 66, 67
Allen, Matt	2009, 10
Allison, Bill	1984
Allison, J. Neely	1923, 24
Almaraz, Matt	2008
Alsbrook, O.D.	1927, 28, 29
Altgelt, George A.	1910, 11
Amedeo, Kip	1996
Anderson, Austin	2016
Anderson, David	2006
Anderson, Gary Lee	1950
Anderson, George D.	1917
Anderson, Gerald R. (Manager)	1953
Anderson, Luke	1999
Anderson, Percy J.	1947
Andricks, Dennis B.	1941
Andrus, Jason	1992, 94, 95
Angermiller, Roy L.	1959
Anglin, M.H.	1920
Anthony, Cornelius	1997, 98, 99, 2000
Anthony, Shane	1993
Appel, Jaxson	2002, 03, 04, 05
Appleby, David	1976, 77, 78, 79
Armbrister, Gary	1969
Armstrong, Adger	1975, 76, 77, 78
Armstrong, Antonio	1991, 92, 93, 94
Armstrong, Coy (Manager)	1990, 91, 92
Arndt, Charles	1973, 74, 75
Arnold, D.C.	1926
Arnold, Jay	2013, 14
Arnold, W.J.	1913
Arterburn, Aaron	2009, 10
Arthur, Mike	1987, 88, 89, 90
Arthur, Tom	1983, 84
Asberry, Wayne	1982, 83, 84, 85
Aschenbeck, Harvey	1966, 67, 68
Ashley, Mike	1981, 82, 83
Askew, Nate	2010, 11, 12, 13
Askey, N.	1919

Astin, Erwin H.	1896, 97, 98, 99
Aston, James W.	1930, 31, 32
Atkinson, Jason	1990, 91, 92, 93
Audish, William	1937, 38, 39
Austin, Darrell	1982, 83, 84, 85
Avery, Frank	2008
Axcell, Matt (Trainer)	1995, 97

B

Babalola, Yemi	2005, 06, 07
Baggs, Donnie	2011, 12, 13, 14
Bahlman, Blake (Trainer)	2010
Bailey, Holly (Trainer)	1997
Bairington, David	1975
Baker, Danny	2008, 09, 10, 11
Baker, Keith	1975, 76
Baker, Paul (Manager)	1974
Balcar, Danny	1985, 86, 87
Baldwin, Keith	1979, 80, 81
Balenti, Michael R.	1909
Ballard, William R.	1951
Ballentine, John R.	1945, 46, 47
Bandy, David	1979, 80, 81
Barfield, R.E.	1931
Barhorst, Warren	1987
Barker, John (Manager)	1989
Barker, William O.	1965
Barnes, George W.	1909, 10, 11
Barnett, Billy Bob	1969
Barnett, Robert W.	1965, 66
Barnett, Van	1979, 80, 81, 82
Barrera, Stephen	2009, 11
Barrett, Jamaal	2005
Barrett, James	1983, 84
Barrett, Ralph	1977
Barrett, Ray R.	1952, 53, 54
Barry, Mark	1990
Bartlett, Z.W. Jr.	1926, 27, 28
Bartley, Arthur N.	1902
Bartley, Tony	1986, 87
Barton, Dorbandt J.	1949, 50
Bass, Ben	2008, 10, 11
Bass, Justin	2012, 13, 14
Bateman, A.R.	1910, 11
Bates, Gus	1939
Bates, Larry E.	1964
Bates, Robert G.	1991, 92
Bates, Patrick G.	1948, 49, 50
Batiste, Dana	1985, 86, 87, 88
Batson, Jonathan	2006, 08
Batts, Marcus	1992, 93
Baty, Robert B.	1946, 47, 48
Bautovich, Wes	2000, 01
Baum, Spencer	1986
Baumgarten, Charles	1897, 98
Bayless, Frederick	1932
Beal, David	1977, 78, 79, 80
Beam, Winston	1967, 70
Bean, Earnest (Bubba)	1972, 73, 74, 75
Bean, Richie	2005, 08
Beard, Glenn G.	1945
Beasley, Wyatt G.	1910, 11, 12, 13
Beavers, Robby	1980
Beck, Kenneth	1956, 57, 58
Becker, Alex (Trainer)	2010
Beeman, Del S.	1904
Beesley, Ben B.	1921
Beesley, E.G.	1943
Beilharz, William	1901, 02

Beirne, Kevin	1993, 94
Belcher, Raymond	1978
Bell, Charles	1975, 76
Bell, Jim (Trainer)	1979, 80
Bell, Luther E.	1931
Bell, Tyree L.	1910, 11, 12, 14
Bellar, Mike	1969, 70, 71
Belville, Vernon R.	1942
Benjamin, Joseph W.	1902, 03
Bennett, Gary L.	1962
Bennett, James	1993, 94
Bennett, Martellus	2005, 06, 07
Bennett, Michael	2005, 06, 07, 08
Bennett, Phil	1976, 77
Bernard, Eric	1995, 96, 99
Bernard, Rocky	1997, 98, 99, 01
Bernay, Camp L.	1903
Bernstine, Rod	1983, 84, 85, 86
Berry, Dean	1985, 86, 87
Berry, Greg	1980, 81, 82, 83
Berry, Murry P.	1958, 59, 60
Berry, R.H.	1924, 25
Bertolet, Taylor	2012, 13, 14, 15
Best, Boice Watts	1970, 71, 72
Best, Bruce Allen	1970
Beutel, H.W.	1924, 25
Bevans, Tom	1983, 84
Beyer, Cody	2007, 10
Bible, Hollis U.	1928
Bickford, Lee (Manager)	1995, 96
Bickham, John (Manager)	1996, 97, 98, 99
Bidne, Jayme (Trainer)	1998
Biggens, Wilbert	1991, 92, 93, 94
Billingsley, Charles	1971
Bird, Max Dwayne	1970, 71, 72
Birdwell, Russ	1987
Bishop, Don	2009, 10
Bitner, Ben	2007
Bitters, Bob (Trainer)	1981, 82
Black, Jayson	1987, 88, 89, 90
Black, Adam	2000, 01
Black, Marc	1969, 70, 71
Blackburn, George S. (Manager)	1939
Blair, W.G.	1952
Blake, Robert E.	1905
Blake, Thomas M.	1901, 02, 03
Blalock, Travis	1990
Blankenship, Tony	1974, 75
Blavier, Steve (Manager)	1984, 85
Blessing, William	1939
Bob, Adam	1985, 86, 87, 88
Boenig, Michael	2006, 07, 08, 09
Boenig, Ray (Manager)	1975
Boettcher, Reinhardt B.	1896, 03, 04
Bolcerek, Tommy	1988
Bonner, H.L.	1913
Booker, Herbert	1979
Booth, Ellison S.	1903
Boothe, Greg	2006
Boring, Joseph	1952, 53
Boswell, James R.	1948
Bouldin, Steve (Trainer)	1993
Bounds, James Y.	1962, 63, 64
Boutwell, Jeff	1986
Bowden, Tim (Trainer)	2002, 04, 05
Bowers, Alvin	1972, 73
Bowler, Sam E.	1912
Box, Steve	1980, 82, 83
Boyce, C. William Jr.	1905



SAM ADAMS

Boyd, Hugh F. Jr.	1939
Boyd, Joe M.	1937, 38, 39
Boyd, Wm. O. Jr.	1935, 36
Brack, Vance	1967
Bradberry, Ramsey	1989, 90, 91
Bradford, J.B.	1923
Bradley, Roilyn	1997, 98, 99, 2000
Bragg, Jason	1996, 97
Bransom, George E. Jr.	1937, 38
Brantly, Justin	2005, 06, 07, 08
Branyon, Ty	2004, 05, 06
Braunton, J.W.	1924
Braumiller, N.M.	1914, 15
Brawley, Lance (Trainer)	1989
Breding, Edward V.	1964, 65, 66
Bredthauer, Ben	2009, 10, 11
Breedlove, H.M.	1932, 33
Breihan, Stacy	1975, 77, 78
Brice, Ronald G.	1960, 61, 62
Bridges, Drew	1998
Brinkley, Darren	1998
Britt, A. Rankin	1936, 37, 38
Broaddus, Larry G.	1959, 60
Brock, Chris (Trainer)	2000
Brooks, André	2000, 01, 02
Brooks, Hugh	1914
Brooks, James	1994, 95
Brooks, Jay	1998, 99, 2000, 01
Brooks, Terrance	1984, 85, 86, 87
Brooks, Trey	2005
Broom, Guy	1984, 85, 86, 87
Brothers, David	1976, 77, 78, 79
Brotherton, John R.	1962, 63, 64
Broughton, RoDerrick	1997, 98, 99, 2000
Broussard, Fred E.	1953
Browder, Harris M.	1939
Brown, Adam (Trainer)	1997
Brown, Arkeith	2005, 06, 07, 08
Brown, Billy	1982, 83

Brown, Charles W.	1914
Brown, Chris	1981
Brown, Darrell W.	1954, 55, 57
Brown, Don	1996
Brown Jr., Eddie	2008, 09, 10, 11
Brown, J.E.	1928, 29
Brown, J.S.	1909
Brown, Japhus	2004, 05, 06
Brown, Jason (Manager)	1999
Brown, Jesse	2016
Brown, Kenny	2007, 08, 09, 10
Brown, Leandrew	1977, 78, 79, 80
Braun, Pierre	2005, 06, 07, 08
Brown, Quinton	1994, 95, 96, 97
Brown, Reaville M.	1900, 01, 04
Brown, Reggie	1992, 93, 94, 95
Broyles, Marc	1995, 96, 97
Brupbacher, Ross	1967, 68, 69
Bruton, Alfred L. (Manager)	1954
Bruton, Mike	1973
Bryant, Domingo	1982, 83, 84, 85
Bryant, Goble W.	1943
Bryant, Joseph "Red"	2004, 05, 06, 07
Bryant, Kyle	1994, 95, 96, 97
Bryson, Chevar	2006, 07, 08, 09
Bucek, Felix A.	1941, 42
Bucek, Roy E.	1939, 40, 41
Buchanan, A.B.	1939, 40
Buckley, Marcus	1990, 91, 92
Buckman, Tom	1966, 67, 68
Buckner, F.K.	1921
Buhl, Jonte	2000, 01, 03, 04
Bujnoch, Glenn	1973, 74, 75
Bull, A.C.	1915
Bullard, Steve	1990
Bullitt, Jerry	1980, 81, 82, 83
Bullitt, Melvin	2002, 03, 04, 05, 06
Bullitt, Steve	1983, 84, 85, 86
Bullock, Randy	2008, 09, 10, 11

Bulovas, John.....	1989
Bumgardner, Matt	1996, 97, 98, 99
Bumgardner, Tom	1983
Bunger, Mike.....	1969, 70, 71
Buntin, R.F. (Manager).....	1942, 47
Burditt, Jesse N.....	1943, 46, 47
Burger, George.....	1974
Burgess, Edwin B.	1894
Burgess, Herschel E.	1926, 27, 28
Burks, Steve.....	1969, 70, 71
Burleson, Russell W.	1894
Burney, John W.....	1894
Burnett, John.....	1987
Burns, Darrace B.	1914, 15, 16
Burns, Dennis	1983
Burns, Devonta.....	2013, 14, 15
Burrell, Charles.....	1991
Burton, Alan M. (Manager).....	1951
Burchofsky, R.L.	1943, 44, 45
Bussey, Kendall.....	2016
Butler, Marvin N.....	1914
Bynum, Russel.....	1998
Byer, Sam A.....	1960, 61, 62

C

Caffey, Kenneth D.....	1964, 65, 66
Caffey, Kevin.....	1994
Caffey, Lee Roy.....	1960, 61, 62
Cafisch, Chris.....	2009, 10
Caldwell, Fred.....	1980, 81, 82
Callahan, A. Paul.....	1934
Callaway, David Earl.....	1970, 71, 72
Calcott, George V. (Trainer).....	1962
Callcott, Wm. H. (Trainer).....	1964, 65
Callender, Richard.....	1948, 49
Calloway, Lorenzo.....	2008
Camp, James (Manager).....	1998
Campbell, Dan.....	1995, 96, 97, 98
Campbell, Steven.....	2009, 10, 11, 12
Campbell, Tom.....	1988
Campbell, Jerry.....	1966, 67, 68
Cangelose, Marty (Manager).....	1979, 80
Cannon, Billy.....	1980, 81, 82, 83
Cantu, Jarret.....	2008
Capers-Smith, DeShawn.....	2015, 16
Capt, Louis E.....	1952, 53
Caraway, Michael (Manager).....	2001, 02, 04, 05
Caraway, Ross (Manager).....	2000, 01, 02

Cardwell, John E.....	1913
Carlin, William J.....	1909
Carlson, Grady (Manager).....	1994, 95
Carlton, Lawton.....	1977
Carmody, T.J.....	1980, 81
Carpenter, Brian.....	1989
Carpenter, Miles.....	1899, 1900, 01
Carpenter, Marquis.....	2005, 06, 07
Carpenter, Ronnie D.....	1961, 62, 63
Carr, Chuck.....	1977, 78, 79
Carr, Doug.....	1977, 78, 79, 80
Carrero, B.J. (Manager).....	1995, 96, 97
Carriger, Thomas.....	2001, 02, 03
Carroll, Mike (Trainer).....	1988
Carruth, Dennis Paschall.....	1970, 71, 72
Carruthers, B.V.....	1905
Carruthers, R.L.....	1919, 20, 21
Carson, C.....	1894
Carson, Tra.....	2013, 14, 15
Carter, Doug.....	1989, 90, 91, 92
Carter, Gerald.....	1978, 79
Carter, Jason.....	2002, 03, 04, 05
Carter, Ryan (Manager).....	2006, 07, 08, 09, 10
Carthey, Evan.....	2004
Casas, René.....	1988, 89
Case, Frank.....	1984, 86
Case, Stormy.....	1993, 94, 95
Cashion, James T.....	1944, 45, 46, 47
Caskey, Robert D.....	1960, 61
Caswell, Mike.....	1967, 68, 69
Cauble, Richard C. III (Trainer).....	1971
Cauthorn, Sidney W.....	1958
Cavanaugh, Bill.....	1986, 87, 88
Cawthon, Frank W.....	1914
Chaffee, Tom.....	1967
Chambless, Jordan.....	2005
Chaney, David (Trainer).....	1984, 85
Chapin, R. Tuck.....	1948, 49, 50
Charles, Kyle.....	2003
Chatham, Kefa.....	1990, 91, 92, 93
Chattman, Clifford.....	2016
Chavis, Billy.....	2007, 08
Cheatham, Blane.....	2009, 10
Cheek, Louis.....	1984, 85, 86, 87
Cheek, Joseph.....	2012, 13, 14, 15
Chesier, Kasey.....	2003
Chevis, Reggie.....	2014
Childress, Jay.....	1894

Childress, Ray.....	1981, 82, 83, 84
Childress, Trent.....	1988, 89
Chiles, H.T.....	1894
Choyce, Ken.....	1981
Christensen, John L.....	1949
Christian, J.P.....	1929, 30, 31
Christner, Tom.....	1983
Christopher, Todd Dennis.....	1970, 71, 72
Church, Warren E.....	1937
Church, Warren E.....	2013
Claiborne, Darian.....	1983, 84
Clark, Corey.....	2004, 05, 06, 07
Clark, Gregory.....	1977
Clark, Henry F.....	1955
Clark, Michael V.....	1960, 61, 62
Clark, Stuart.....	1981
Clark, Willard W.....	1939
Clay, Hayward.....	1992, 93, 94, 95
Clear, Cameron.....	2013, 14
Clendennan, Robert J.....	1955, 56
Cline, Calvin.....	2016
Coady, Rich.....	1995, 96, 97, 98
Cole, Leon.....	1987, 88
Coleman, Wiley L.....	1914
Colgin, P.C.....	1926
Collins, Bubba J.....	1964, 65
Collins, Calvin.....	1993, 94, 95, 96
Collins, Ellison.....	2000
Collins, H.W.....	1916, 17
Collins, Melvin.....	1986, 87
Collins, Ray (Manager).....	1978
Collins, William A.....	1914, 15
Colon, Chris.....	1992, 93, 95
Compton, Ben.....	2011, 12, 13, 14
Conatser, William E.....	1938, 39, 40
Connell, Albert.....	1995, 96
Connelley, R.E.....	1932
Conoley, Odell M.....	1933, 34
Conover, Brooks W.....	1928, 29
Conrad, Bobby J.....	1955, 56, 57
Cook, Greg.....	1991, 92
Cooley, Arthur.....	1967, 68
Coolidge, David.....	1986
Cooper, Brad.....	1992
Cooper, Jeff (Trainer).....	1972
Cooper, John.....	1988, 89
Copeland, Cedric D.K.....	1948, 49

Cornell, Albert L.....	1905, 06, 07
Corey, Michael.....	2007
Corona, Craig (Manager).....	1986, 87
Corrington, Kip.....	1984, 85, 86, 87
Cortez, Roberto.....	1965, 66, 67
Coryatt, Quentin.....	1990, 91
Coryatt, Sean.....	1996, 97, 98, 99
Cosser, Ryan (Manager).....	1998, 99, 2000, 01, 02
Costar, Gary.....	1987, 88
Coston, F.M.....	1936, 37, 38
Coulter, Hiram T.....	1894
Couser, W.L.....	1933, 34
Cousins, R.W.....	1898
Covell, Laura (Trainer).....	2005, 07
Cover, Robert J.....	1903
Cowley, Harold E.....	1939, 40, 41
Cox, Jessie.....	1990, 92
Cox, Lester (Manager).....	1967
Cox, Travis (Trainer).....	1975
Cox, Truman D.....	1942
Cox, William E.....	1896
Craig, George W.....	1960, 61
Craig, James, W. Jr.....	1962, 63
Crane, Quincy (Trainer).....	2006
Cretcher, J.C.....	1908, 09, 10
Crooms, Chris.....	1988, 89, 90, 91
Crossman, Jerry M.....	1950, 51, 52
Crouch, Robert.....	1984
Crow, Floyd A.....	1914
Crow, J.W.....	1932
Crow, John David.....	1955, 56, 57
Crow, M.O.....	1934, 35
Crowley, Brad.....	1994, 95, 96, 97
Crutchfield, Eric.....	2001, 02
Crutsinger, Larry L.....	1961
Cryer, Karissa (Trainer).....	2007
Cummings, Charley M.....	1931, 32, 33
Cummings, Leslie L.....	1934, 35, 36
Cunningham, Pat.....	1988, 89
Cunningham, Qualen.....	2014, 15, 16
Curbello, Jimmy (Trainer).....	1979
Cure, Wayne O.....	1942
Curington, Lloyd D.....	1964, 65, 66
Curry, Sedrick.....	1996, 97, 98, 99
Cushman, Cecil A.....	1912
Cuthrell, J.H.....	1928

D

Dale, Ivan.....	1906, 07
Dale, Jay.....	1977, 79
Dale, Jesse D.....	1905, 06, 07
Daniel, Dan.....	1996
Daniel, Edwin R.....	1946, 47, 48
Daniel, Thomas C.....	1944, 45
Daniels, James.....	1973, 74
Daniels, Leo H.....	1941, 42, 46
Dansby, M.W.....	1924
Dansby, N.J.....	1923, 24, 25
Darbyshire, Russell O.....	1908
Darnell, Grant S.....	1943, 44, 45
Darwin, Matt.....	1981, 82, 83, 84
Darwin, William B.....	1957, 58, 59
Dausin, Bryan.....	1979, 81, 82
Dausin, Chris.....	1991, 92, 93
Dausin, Randy.....	1983, 84, 85
Davis, Alan (Trainer).....	1991, 92
Davis, Cory.....	2007, 08
Davis, Dan.....	1978, 79, 80, 81
Davis, David.....	1991, 92
Davis, James M.....	1902
Davis, Jeff (Trainer).....	1981
Davis, Jewel.....	1919
Davis, Jordan.....	2015

Davis, Robin.....	1969
Davis, Sammy.....	1999, 2000, 01, 02
Davis, Tank.....	2016
Davis, Victor.....	2014, 15
Davis, W.E.....	1927, 28
Davis, W.E.....	1930, 31
Dawkins, Marvin H.....	1963, 64
Dawson, John.....	1978, 79, 81
Dawson, Oran.....	1931
Dawson, William H.....	1938, 39, 40
De La Garza, Aldo.....	2002, 03, 04, 05
De La Piedra, Johathan (Trainer).....	2007
de la Torre, Michael.....	1999, 2000, 01
Dean, Don.....	1972
Dean, James S. (Manager).....	1905
Dean, Jeff (Trainer).....	1993
Dean, Jimmy.....	1973, 74, 75, 76
Deaton, Thomas Weldon.....	1970
Debenport, Dan.....	1989
DeBusk, Kelly S.....	1964
Decker, Jack (Trainer).....	1968
Deere, Donald R.....	1943
Deffebach, J.A.....	1926, 27
Delery, H.B.....	1928, 29
De La Garza, Aldo.....	2003, 04
DeLong, Raleigh.....	1914
Dendy, Billy G.....	1955
Dennard, Mark.....	1975, 76, 77
Denton, Dean M.....	1945
Descant, Dennis.....	1989
DeSilva, Jim.....	1981
Devine, Michael D.....	1964
Dew, Bobby W.....	1947
DeNiro, Mike.....	1968, 69
Deutsch, Ben (Manager).....	2010
DeWare, Charles A. Sr.....	1905, 06, 07, 08
DeWare, Charles A. Jr.....	1934, 35, 36
DeWare, Robert R.....	1899, 1900, 01
DeWitt, Bernard John III.....	1970
DeWitt, Mike (Manager).....	1973
Dickey, Curtis.....	1976, 77, 78, 79
Dickey, Grant.....	2004, 05, 06
Dickey, Leonard M.....	1941, 45, 46
Dickie, Byron H.....	1914
Dickson, Preston.....	1977, 78, 79
Dieterich, A.F.....	1920, 21
Dieterich, B.R. (Manager).....	1997, 98
Dieterich, L.G.....	1924, 25, 26
Dietz, Amy (Trainer).....	2010
Dillon, Greg.....	1984, 87
Dillon, Paul G.....	1962
Dittman, Henry.....	1937, 38
Dixon, Alton.....	2005, 06, 07, 08
Dixon, Robert H.....	1951, 52
Dockery, Seth.....	1988, 89, 90, 91
Dodge, Mark.....	2006, 07
Dodson, Tyrel.....	2016
Doerfler, Jay.....	2005
Dolezal, Brice.....	2012, 13, 15
Dollar, Roy L.....	1952
Dominique, G.C.....	1931, 32, 33
Donahue, Johnnie.....	1976, 77, 78
Dorman, Tommy.....	2009, 10, 11
Dorsey, Adren.....	2009
Dorsey, R.R.....	1927, 28, 29
Doucet, Raymond L.....	1957, 58
Douglas, Matt.....	2002
Dowell, David.....	1982, 83, 84, 85
Dowell, George S.....	1897
Drake, C.R.....	1918, 19, 20
Dreiss, Ed, Jr.....	1910, 11
Drennan, James L.....	1962, 63, 64
Driver, Trent.....	1994, 95, 96, 97



Dubcak, James Louis.....	1970, 71
Dubisson, Lydia (Manager).....	1995
Dubois, H.V.	1921, 22, 23
Dudley, Edward R.....	1955, 58
Dumas, Derek.....	2007, 09
Duncan, William M.....	1938, 39
Dunn, Ralph B.....	1903
Dunning, Justin.....	2015
Dupree, Calvin R.....	1947, 48
Durham, Landis.....	2015, 16
Dusek, Ed D.....	1942, 46, 47
Dusek, John Bradley.....	1970, 71, 72
Dwoskin, Blake.....	1987
Dwyer, W.F.....	1897, 98
Dwyer, Tom J.....	1908, 09, 10

E


Easley, Robert, A. Jr.....	1953, 54
Ebbitt, Michael.....	2010
Eberle, A.A.....	1943, 44
Ebrom, Edwin.....	1969, 70, 71
Eddington, Ashley.....	1984, 85
Eder, Katrina (Trainer).....	2009
Edmondson, Larry.....	1981
Edwards, Ben (Manager).....	2007, 08, 09, 10
Edwards, Brian.....	1987, 88
Edwards, Bryan.....	1988
Edwards, Kristi (Trainer).....	1996
Edwards, Ronald.....	1997, 98, 99, 00
Eenigenburg, Todd.....	1990
Ehler, Melvin (Trainer).....	2008
Eike, Evan.....	2008, 09, 10, 11
Eillers, Joseph A.....	1960, 61
Eitt, Henry W.....	1922
Elam, John.....	1987
Elam, K.C.....	1917, 18
Elam, Rodney.....	2016
Elder, Jim M.....	1902
Elder, Kirk.....	2004, 05, 06, 07
Elkins, John.....	1981, 82, 84
Elledge, Jerry R. (Trainer).....	1961

Elliott, Jay.....	1991, 92
Ellis, Cedric.....	1981
Ellis, Donald E.....	1952, 53
Ellis, Herbert W.....	1944, 45, 47, 48
Ellis, J.P. (Manager).....	1966
Ellis, Kevin.....	1989, 90
Ellis, Larry.....	1971, 72, 73
Ellis, Noel.....	2013, 15, 16
Ellis, Oscar L.....	1907
Ellisor, John.....	1988, 90, 91, 92
Elmendorf, Dave.....	1968, 69, 70
Eluemunor, Jermaine.....	2015, 16
Emerson, Steve.....	1992, 93, 94
Enmitte, Aimee (Trainer).....	2006
Endsley, Clint (Manager).....	2004, 05, 06
Endsley, Lindon C.....	1964
England, Eric.....	1990, 91, 92, 93
Engle, William F.....	1945
Ennis, Kirby.....	2009, 2011, 12, 13
Epperson, Ryan.....	2009, 10, 11, 12
Epstein, J.W. (Trainer).....	2000
Erhard, Earl.....	1900
Erickson, Jalmer L.....	1961, 62
Ernis, Harvey J.....	1964
Eschenberg, Arthur C.....	1914, 15
Esquivel, Carlos.....	1956, 57
Estes, Daniel (Trainer).....	2001
Estes, Teddy J.....	1958, 59, 60
Etwi, Kwame.....	2015, 16
Evans, A.J.....	1921, 22, 23
Evans, David (Trainer).....	1977
Evans, Greg (Manager).....	1989, 90
Evans, Justin.....	2015, 16
Evans, Mike.....	2012, 13
Evans, Rick (Trainer).....	1973
Evans, Robert D.....	1961, 64
Evans, Scott (Manager).....	1990, 92, 93
Everett, Deshazor.....	2011, 12, 13, 14
Everett, G. Dudley.....	1912, 13, 14
Ewell, W.L.....	1928

F

Faber, Benny H.....	1914
Fails, Brandon.....	2002
Farmer, Derek.....	2001, 02, 03
Farr, Reso.....	1896, 97
Farrar, Jeff.....	1980, 81, 82
Farrar, Troy (Trainer).....	1988
Farrell, Rawley.....	2007
Farris, Mark.....	1999, 2000, 01, 02
Feagin, Curt (Video).....	2005
Featherston, Matt.....	2007, 08, 09
Felts, Catherine (Trainer).....	2009
Ferguson, Robert.....	2000
Few, Jon W.....	1958, 60
Figari, E.E.....	1927
Fields, Edgar.....	1974, 75, 76
Fields, Mike.....	1969, 70
Fillippa, Paul (Trainer).....	2005
Finley, Bruce Kent.....	1970, 71, 72
Finney, Sharron (Trainer).....	1999
Fischler, Chris.....	1990
Fisher, Blake (Manager).....	1999, 2000
Fisher, Donnie.....	1980, 82
Fisher, Franklin C.....	1960, 61
Fister, Lynn.....	1967, 68
Flanagan, Marion D.....	1943, 46
Fleming, Patrick.....	2002
Flemming, Oschlor.....	2000, 01, 02, 03
Flemons, Ronald.....	1997, 98, 99, 2000
Fletcher, Pierce H.....	1963, 65, 66
Flinchem, James M.....	1907, 10
Flinn, Pat.....	1979, 80
Flores, Eilda (Trainer).....	1996
Flournoy, James.....	1990
Flowers, James.....	1983, 84, 85, 86
Flowers, James L.....	1948, 49, 50
Floyd, Mike.....	1974, 75
Floyd, J.G.....	1928, 29, 30
Fly, Lindsey (Trainer).....	2004
Foldberg, Henry C.....	1942
Foldberg, John D.....	1945
Foliaki, Lee.....	2004, 05
Fontenot, Jerry.....	1985, 86, 87, 88
Foote, J.M.....	1911, 12
Force, Henry H.....	1939
Ford, Bobby (Manager).....	1995, 96
Ford, Chris.....	1985, 86
Ford, J.P.....	1996
Ford, Ken.....	1983, 84
Ford, Keith.....	2016
Ford, M.H.....	1917
Ford, William J.....	1962, 63, 64
Forey, Leonard.....	1969, 70, 71
Forgason, J.Y.....	1922, 23, 24
Forgsard, Charles H.....	1909
Forker, Jake (Trainer).....	2000
Foster, Edmund J.....	1902, 03, 04, 05
Foster, H.....	1899, 1900
Foster, John (Trainer).....	1979, 80
Foster, Kermit.....	1980, 81, 84
Fowler, E. Odell.....	1932, 34
Fowler, James B.....	1949, 50, 51
Francis, Keith.....	1990
Franklin, Carter L.....	1958, 59, 60
Franklin, Eric.....	1984, 85
Franklin, John.....	2012
Franklin, Tony.....	1975, 76, 77, 78
Franks, Kerry.....	2004, 05, 06, 07
Frantzen, Chad.....	1998, 99
Frazee, Dick.....	1977
Frazelle, Billy J. (Trainer).....	1951
Frazier, Derrick.....	1989, 90, 91, 92
Frazier, Matt (Trainer).....	2004


G



JACOB GREEN

Frederick, Terrence.....	2008, 09, 10, 11
Freaney, Paul.....	2007, 08
Frey, Austin.....	2015, 16
Frost, Robbie.....	2007, 08
Freeman, Alex.....	2013, 14
Freeman, Matt.....	1974, 75, 76
Freiling, Wayne E.....	1959, 60, 61
Frey, Richard H.....	1950, 51, 52
Fronk, Dave.....	1988
Fry, David.....	1987
Frymire, Tom (Manager).....	1987
Fuller, Jeff.....	1980, 81, 82, 83
Fuller, Jeff.....	2008, 09, 10, 11

Gibas, Corey.....	2006, 07, 08, 09
Gillaspia, Cullen.....	2016
Gibson, Charles B.....	1943
Gilbert, John R.....	1955, 56, 57
Gilbert, O'Neill.....	1985, 86, 87, 88
Gilbert, Warren A. (Manager).....	1907
Gilbert, Warren A. Jr. (Manager).....	1946, 47
Gilby, John.....	1990
Giffilan, Max D.....	1914, 15, 16
Gill, E. King.....	1922, 23
Gillar, George E.....	1955, 56
Gillmore, L.M.....	1917
Gillis, Alton.....	1991
Gillum, Lee (Trainer).....	1987, 88
Gilman, Greg (Trainer).....	1982, 83
Glenn, Aaron.....	1992, 93
Glenn, Jason.....	1997, 98, 99, 00
Glendenning, Craig.....	1973, 74, 75, 76
Glenn, Ronnie.....	1985, 86, 87
Godwin, W.G.....	1933
Godwin, Willis H. Jr.....	1957, 58, 59
Goehring, Allen G.....	1957, 58, 59
Goehring, Dennis H.....	1954, 55, 56
Goff, Robert E.....	1944, 48, 49
Golansinski, Joe A.....	1932
Gold, Marcus.....	2008, 09
Golden, Isaiah.....	2013
Garner, Kyle.....	1977, 78, 79
Gonzalez, Laquvionte.....	2013, 14
Goode, Robert L.....	1945, 46, 47, 48
Goodman, Chase (Manager).....	2009, 10
Goodman, Rhett (Manager).....	2008, 09, 10
Goodson, Michael.....	2006, 07, 08
Goodwin, Hunter.....	1994, 95
Goodwin, Tommy.....	1970, 71
Goosby, Sara (Manager).....	2002
Gorner, Danny.....	2005, 06, 07, 08
Gosney, Robert R.....	1953
Gouger, G. Bryan.....	1917, 19, 20
Gough, Carl.....	1967, 68
Gowens, Geoff (Trainer).....	1998, 99, 2001
Gowens, Ryan (Manager).....	1999, 2000, 01, 02
Goynes, Dwain.....	1999, 2000, 01, 02
Graham, M.C.....	1916
Graham, Mark.....	1983
Graham, Reggie.....	1991, 92, 93, 94
Graham, Thomas.....	1981, 82
Gramling, Garrett.....	2013, 14



DAVE ELMENDORF

HISTORY

Granger, Jeff.....	1991, 92
Grant, Donald G.....	1955
Graves, Delbert (Trainer).....	1997
Graves, Henry L.....	1931, 32
Graves, Ray D.....	1951, 52
Gray, Chris (Manager).....	2006, 07
Gray, Cyrus.....	2008, 09, 10, 11
Gray, Frank M.....	1900, 02
Gray, George W.....	1944, 45
Gray, George William.....	1958
Gray, Tim.....	1973, 74
Graybill, Cole.....	2009
Greene, Renuel.....	2004, 05
Greene, Taylor H. (Manager).....	1954
Green, Jacob.....	1977, 78, 79
Green, Mark.....	1971, 72
Greeno, David.....	1973, 74, 75
Greer, Donovan.....	1993, 94, 95, 96
Gregg, Devin.....	2005, 06, 07, 08
Gregory, Jarrett (Trainer).....	2006
Gregory, Thomas.....	1976, 78, 79
Gregory, J.C.....	1933
Greiner, Max G.....	1947, 48, 49, 50
Griesenbeck, C.T.....	1917
Griffin, Mike (Trainer).....	1974
Grimes, Lee.....	2007, 08, 09
Grimmer, Gib (Manager).....	1979, 80
Grissom, Roy J.....	1910
Groce, Cliff.....	1991, 92, 93, 94
Gruben, Gary.....	1968
Grudt, Darren.....	1988, 89
Grulich, Carl.....	1976, 77, 78, 79
Gunnels, Roy.....	1967
Gurley, Matt.....	1986, 87, 88
Guseman, Oliver J.....	1931
Gustafson, J.J.....	2014
Gutekunst, Nathan.....	2012
Guthrie, Keith.....	1980, 81, 82, 83
Guthrie, Zach.....	1976, 78, 79, 80
Gwin, Clinton D.....	1950

H

Haack, Gary.....	1974, 75, 76
Haas, Raymond A. Jr.....	1952

Hackradt, Koby.....	1994, 95, 96, 97
Haddox, Bennie R.....	1972, 73, 74
Hagerty, Paul.....	1978
Hall, George (Trainer).....	1959
Halle, Nathan.....	2006
Hale, Gordon.....	1983
Hale, Lloyd R.....	1954, 55, 56
Hall, Charles L.....	1952, 54
Hall, Daeshon.....	2013, 14, 15, 16
Hall, Danté.....	1996, 97, 98
Hall, Luther H.....	1958
Hall, Robert L.....	1938
Hallman, Curley.....	1966, 67, 68
Hallman, Leroy.....	1983
Hallmark, James L.....	1943, 46
Hallmark, Kenzy D.....	1950
Haltom, Bart U.....	1948
Haltom, Guy V.....	1904, 05
Hamilton, Jimmy.....	1976, 77, 78, 79
Hamilton, Louis A.....	1906, 07, 08, 09
Hamner, Stayton W.....	1902, 03
Hampton, Gary Wayne (Manager).....	1977
Hampton, Keith (Manager).....	1983
Hampton, Neil (Manager).....	1979
Hand, Floyd.....	1942
Hangartner, Geoffrey.....	2002, 03, 04
Hanick, C.F.....	1905
Hanna, Howard E.....	1903, 05
Hanna, T.W.....	1922, 23
Hanson, Allan.....	1968, 69
Hardeman, D'Andre.....	1995, 96, 97, 99
Hardin, Eddie.....	1975, 76, 77
Hardin, Ryan (Manager).....	2006, 07, 08, 09
Harris, J.J.....	1922
Hardy, David.....	1979, 80, 81, 82
Hargett, Edd.....	1966, 67, 68
Hargett, George W.....	1961, 62, 63
Harper, James L.....	1960, 61, 62
Harrington, Chris.....	2004, 05, 06, 07
Harris, Adam (Manager).....	1999, 2000, 01
Harris, Barney.....	1967, 68, 69
Harris, David B. (Manager).....	1905, 09
Harris, De'Vante.....	2012, 13, 14, 15
Harris, Dustin.....	2009, 10, 11, 12



JOHNNY HOLLAND

Harris, Jay (Trainer).....	1981
Harris, Joey.....	1983
Harris, Rod.....	1985, 86, 87, 88
Harris, Ryan (Manager).....	2008, 09, 10
Harris, Will.....	2007, 08
Harrison, Jarvis.....	2011, 12, 13, 14
Harrison, R.H. Jr.....	1918, 19
Harrison, Tony.....	1990, 91, 92, 93
Harrison, Tyler.....	1991, 92, 93
Hart, Lillard D.....	1945
Hart, William T.....	1945
Hartley, Wally.....	1986, 87, 88, 89
Hartman, Jim.....	1973, 74, 75
Harvey, Karl.....	1983
Harve, Nick.....	2014, 15, 16
Harvey, Randy.....	1977, 78, 79
Hauerland, Leroy.....	1967, 68
Hauser, Henry.....	1938, 39, 40
Haverda, Lance.....	1983, 84, 85, 86
Hawkins, Donte.....	1995, 96
Hawkins, Jimmie.....	1982, 83, 84, 85
Hayes, Lester.....	1973, 74, 75, 76
Haynes, Johnathan.....	2008
Haynes, Josh (Manager).....	2004, 05, 06, 07
Haynes, Marlin.....	1990, 91
Hays, Scott.....	1979, 80
Headrick, Harry (Trainer).....	1975
Heard, Kellen.....	2006, 07, 08
Heard, Marcus.....	1994, 95, 96, 97
Heath, David (Trainer).....	1975
Heath, Eddie.....	1976, 77, 78
Heaton, Robert (Trainer).....	1985, 86, 87
Heck, David (Trainer).....	1989, 90, 91, 92
Hector, Johnny.....	1979, 80, 81, 82
Heibel, Jessica (Manager).....	2008, 09, 10
Heidelberg, Frank T.....	1907, 08
Heimann, Chester E.....	1939
Heimuli, Semisi.....	1996, 97, 98, 99
Henderson, Daniel E.....	1955
Henderson, Mike (Manager).....	1991, 92
Henderson, Robert W.....	1940, 41, 42
Henderson, Zaycoven.....	2014, 15, 16
Hendricks, Michael.....	1991, 92, 93, 94
Hendrickson, Glenn.....	1983, 85

Henke, Charles E.....	1938, 39, 40
Henry, Patrick.....	1989, 91
Henry, Peter C.....	1939
Herman, Odell C.....	1938, 39, 40
Hernandez, Frank P. (Manager).....	1958
Herold, Brian (Manager).....	1990
Herr, Joey.....	1969, 70, 71
Herring, Julian C.....	1950
Herrold, Brian (Manager).....	1989
Hess, Janet (Trainer).....	2006
Hewitt, W.W.....	1930, 31, 32
Hicks, Nehemiah.....	2010, 11, 12, 13
Higginbotham, G.H.....	1912
Higginbotham, Roswell G.....	1917, 19, 20
Higgins, Norton.....	1944, 45, 46, 47
Hightower, Jami.....	2001, 02, 04, 05
Hill, Carl R.....	1949
Hill, David.....	1979, 80, 81
Hill, Greg.....	1991, 92, 93
Hill, Kenny.....	2013, 14
Hill, Russell E.....	1959, 60, 61
Hill, Walter R.....	1950, 51, 52
Hillard, A.J.....	2015
Hillhouse, Andy L.....	1948, 50
Hillje, Bubba.....	1988, 89
Hinnant, Barb.....	1969, 70
Hinojosa, Greg (Trainer).....	2005
Hinze, Ray G.....	1962, 63, 64
Hitt, Lee Ellison.....	1970, 71
Hobbs, Bill.....	1966, 67, 68
Hodge, Charles H.....	1950, 51
Hodge, Leroy.....	1996, 97, 98, 99
Hodge, Stephen.....	2004, 05, 06, 07
Hodges, Gene (Trainer).....	1971
Hodges, Michael.....	2009, 10
Hoermann, Grady.....	1970, 71, 72
Hogan, George A.....	1960, 61
Hohn, Caesar.....	1909, 10, 11, 12
Hohn, Charles M.....	1943
Holder, Leonard D.....	1941
Holder, Shea.....	1997, 98, 99
Holditch, Murry W.....	1949, 50
Holdman, Warrick.....	1995, 96, 97, 98
Holland, Johnny.....	1983, 84, 85, 86

Holland, Roger.....	2007
Holley, Jeff.....	1983, 84, 85, 86
Holliday, T.C.....	1911
Hollmig, Stanley E.....	1946, 47
Holmes, Doug.....	1977, 78, 79
Holmes, J.G.....	1927
Holmes, R.C. (Manager).....	1947, 48
Holmes, Sabian.....	2012, 13, 14, 15
Honeycutt, Clay.....	2011, 13, 14
Honeycutt, Lynn.....	1978, 79
Honore, Jerry.....	1973, 74
Hood, Billy (Trainer).....	1983, 84
Hooker, Roger M.....	1907, 08, 09
Hooper, Clarence D.....	1950, 51, 52
Hooper, Lawrence.....	2003, 05
Hoot, David.....	1969, 70, 71
Hope, George N.....	1902
Hopkins, Jerry W.....	1960, 61, 62
Horn, Shun.....	1995, 96, 97, 98
Hornsby, H.R.....	1930, 31
Horton, Larry.....	1987, 88, 89, 90
Housley, Wendell.....	1966, 67, 68
Houston, Brandon.....	1995, 96, 97
Howard, Albert L.....	1964, 65, 66
Howard, Thomas V. Jr.....	1956, 57, 58
Howard, Todd.....	1983, 84, 85, 86
Howell, John C.....	1944, 46, 47
Howse, James.....	1985, 86
Hoyl, Basil L. (Manager).....	1942
Hubby, Ronnie G.....	1972, 73, 74, 75
Hubenak, Jake.....	2015, 16
Huddleston, Billy P.....	1953, 54, 55
Hudeck, Russell R.....	1949, 50, 51
Hudgins, Charles M.....	1950
Huff, Jeff.....	1987, 88
Huff, Leslie N. (Manager).....	1907
Huggins, Alan K.....	1960, 61
Huggins, Harold.....	1987
Hullin, Paul.....	1972, 73, 74
Hull, Burt E. (Manager).....	1904



DANTÉ HALL



LUKE JOECKEL

Hundl, Philip.....	1990
Hunnicut, Jesse.....	1974, 75, 76
Hunnicut, Jesse.....	1999, 2000, 01, 02
Hunt, O. Joel.....	1925, 26, 27
Hunter, Trent.....	2008, 09, 10, 11
Hunter, Wesley (Manager).....	1997, 98, 99, 2000, 01
Huntington, Bobby N.....	1960, 61, 62
Hurd Jr., Toney.....	2010, 11, 12, 13
Hyde, Jeffrey.....	2009, 11
Hyde, Walter.....	1900, 01

I

Iheanacho, Frank.....	2014, 16
Ifedi, Germain.....	2013, 14, 15
Ingledart, Tanner (Manager).....	2001
Inglett, Daniel.....	2012
Irby, Jimmie.....	1995, 96
Irvin, Barlow.....	1923, 24, 25
Irwin, B.M.....	1932
Ivy, Kyle.....	1990

J

Jack, Gwen (Trainer).....	2000
Jack, Jason.....	2004, 05, 06
Jackson, Basil.....	1985, 86, 87, 88
Jackson, Brandal.....	2009, 10, 11
Jackson, Darrell.....	2014
Jackson, Earnest.....	1979, 80, 81, 82
Jackson, Keelan.....	2001, 02, 03, 04
Jackson, Lance.....	1983, 84, 85
Jackson, Larry.....	1991, 92, 93, 94
Jackson, Robert.....	1975, 76
Jacobs, Tramain (Oti).....	2012, 13
James, Arlis.....	1978, 79, 80
James, Lex Forrest.....	1970, 71, 72
James, Ronnie.....	1979
Jameson, Michael.....	1997, 98, 99, 2000
Janner, Calvin F.....	1961
Jaroszewski, Jared.....	2010, 11
Jasmin, Marcus.....	2001, 02, 03, 04
Jasper, Edward.....	1994, 95, 96
Jay, Mike.....	1973, 74, 75
Jay, Monte.....	1985, 86

Jeffery, Jamal.....	2015, 16
Jeffress, Drew (Manager).....	2009
Jeffrey, William M.....	1938, 39, 40
Jeffries, Craig.....	1992
Jeffries, Drew (Manager).....	2006, 07, 08
Jenkins, Jerry S.....	1960, 61
Jenkins, Joseph S. (Manager).....	1964
Jenkins, Steven.....	2011, 12, 13
Jennings, Brandon.....	1996, 97, 98, 99
Jennings, Curtis.....	1977, 78
Jennings, Eric.....	1998
Jennings, Michael.....	1999
Jerod-Eddie, Tony.....	2008, 09, 10, 11
Jetton, Clay (Manager).....	2006
Joeckel, Luke.....	2010, 11, 12
Joeckel, Matt.....	2012, 13
Joeris, Leonard.....	1939, 42
Johnson, A.L.....	1916
Johnson, B.L.....	1946
Johnson, Barry.....	1996
Johnson, Bethel.....	1999, 2000, 01, 02
Johnson, Brandon.....	2001, 02
Johnson, Chris.....	1969, 70, 71
Johnson, F.S. (Manager).....	1903
Johnson, George R.....	1955
Johnson, Harry.....	1985
Johnson, Jarrett.....	2014, 15, 16
Johnson, Jerrod.....	2007, 08, 09, 10
Johnson, Joe.....	1987, 88
Johnson, Joe B.....	1960
Johnson, Larry.....	1976, 79
Johnson, Larry.....	1983, 84
Johnson, Malcom.....	2010
Johnson, Scott (Trainer).....	1979
Johnson, Thomas.....	2012
Johnson, William D.....	1922, 23
Johnson, Wilbur, G.....	1945
Johnston, Bill.....	1996, 97
Johnston, Chris.....	2004
Joiner, David.....	1986
Jolly, Johnny.....	2002, 03, 04, 05
Jones, Albert.....	1987, 88, 89, 90

Jones, Byron.....	2001, 02, 03, 04
Jones, C.J.....	2010, 11, 12
Jones, Don.....	1980, 81, 82, 83
Jones, Donald (Manager).....	1989, 90
Jones, Donald H. (Manager).....	1960
Jones, Gary.....	1986, 87, 88, 89
Jones, Joseph.....	1966, 67, 68
Jones, Jeff.....	1991, 92, 93, 94
Jones, Michael.....	1988, 89
Jones, Mickey.....	1999, 2000, 01
Jones, Robert.....	2003
Jones, Ronald.....	2002, 03, 04, 05
Jones, Stacy.....	1999, 2000, 01, 02
Jones, Tony.....	1986, 87, 88
Jones, Toya.....	1995, 96, 97, 98
Jones, Troy.....	1986
Jones, Virgil B.....	1936, 37
Jordan, Burl.....	2009
Jordan, Jim.....	1982, 83
Jordan, Robert.....	2000, 01
Jordan, W.T.....	1932, 33, 34
Joseph, Keith.....	2001, 02, 03, 04
Judie, Coryell.....	2010, 11

K

Kachtick, Jerry V.....	1963, 64, 65
Kachtik, Edward D.....	1952, 53, 54
Kahler, Mike (Manager).....	1978
Kallus, Kerri (Trainer).....	1994
Kamp, Charles H.....	1970
Kapchinski, Karl (Trainer).....	1978
Kapchinski, Kevin (Trainer).....	2008
Kapchinski, Kris (Manager).....	1999, 2002
Kapchinski, Kyle (Trainer).....	2002, 04, 05
Kaser, Drew.....	2013, 14, 15
Kauffman, James H.....	1965
Kazmierski, Jim.....	1968
Kazmierski, Mike.....	1997, 98, 99
Keeling, Thomas D.....	1960, 61
Keen, L.S.....	1921, 22
Keese, Mike.....	1973, 74
Keith, Robert D.....	1954, 55, 56
Keke, Kingsley.....	2015, 16

Kellen, John.....	1982, 83
Keller, James L.....	1961, 62, 63
Kelley, Victor M.....	1905, 06, 07, 09
Kellman, Nathan.....	2015
Kelm, Larry.....	1983, 84, 85, 86
Kemph, Gary S.....	1965
Kenderdine, J.M.....	1933
Kendrick, Blake.....	2002, 03, 04
Kendrick, J.M.....	1915
Kendrick, Robert T.....	1904, 05
Kennedy, Kevin.....	1980
Kennedy, Malcome.....	2011, 12, 13, 14
Kenney, Steve.....	1991, 93, 94
Kenon, Paul A.....	1954
Kern, R.A.....	1910, 12
Kern, Ryan.....	1991, 93, 94
Kesey, David A. (Statistician).....	1969
Kettler, Elwood N.....	1953, 54
Key, Andrew.....	2007
Kidwell, Richard (Manager).....	1985, 86
Kiel, Terrence.....	1999, 2000, 01, 02
Kildow, P.C.....	1899
Killingsworth, Pascal (Manager).....	1999, 00
Killion, Reed.....	1982
Kimbrough, Jack C.....	1939, 40
Kimbrough, John A.....	1938, 39, 40
Kimbrough, William R.....	1933, 34
King, Amber (Trainer).....	2004
King, Cassidy (Trainer).....	2005
King, Joe Mac.....	1969, 70, 71
Kipp, Kenneth W.....	1960, 61, 62
Kirby, Selmer M.....	1934, 35
Kirchmer, John T.....	1964
Kirk, Christian.....	2015, 16
Kirk, John.....	2000, 01, 02, 03
Kirk, John R.....	2005
Kirk, Kenny.....	1976, 77
Kirkpatrick, Roy.....	1969
Kishi, Taro.....	1924, 25
Kitchens, Gary.....	1967
Kitchens, Terence.....	1999, 00
Klein, Terry (Manager).....	1977
Klinke, Shep.....	2010, 11, 12
Knickerbocker, A.G.....	1919
Knickerbocker, H.W.....	1922, 23
Knight, Charles J.....	1964
Knight, Trevor.....	2016

Knutson, Greg.....	1998
Kociuba, Tyler.....	2008
Kocurek, Jimmy.....	1976, 77
Koehn, Donald W.....	1964, 65, 66
Kohlman, Joe M.....	1962, 64
Korem, Eric.....	2003
Kotch, Jim (Trainer).....	1974
Kotzur, Alex.....	2003, 04, 06
Kovar, Gary W.....	1964, 65, 66
Kovar, Jack.....	1967, 68, 69
Krahl, Shane.....	1988, 89, 90
Kramm, Raymond E.....	1962
Krenek, Benedict J.....	1960, 61, 62
Krueger, Cara (Manager).....	2002
Krueger, Charles A.....	1955, 56, 57
Krueger, Rolf.....	1966, 67, 68
Krug, William.....	1894
Kubecka, Raymond G.....	1961, 62, 63
Kubecka, Bill.....	1967
Kubiak, Gary.....	1980, 81, 82
Kubesch, Raymond A.....	1962
Kuehn, Russell.....	1971, 72
Kulow, Kristie (Manager).....	2001

L

Labar, Harry W.....	1958, 59, 60
LaBauve, Dwight.....	1971, 72
Labhart, Travis.....	2011, 12, 13
LaCamera, Daniel.....	2016
Lafon, Matt.....	2006
LaGrange, Charles R.....	1963, 64, 65
LaGrone, Walter A.....	1960, 61
Lake, Jerrod (Manager).....	2004
Lakin, Greg.....	1988, 89, 90, 91
LaMantia, Nick.....	2006, 07, 08
Lamascus, Gaston.....	2012, 13
Lambert, H.G.....	1910, 11, 12
Lambo, Josh.....	2013, 14
Lamkin, Kenneth A.....	1964, 65, 66
Lammers, Chris.....	1983
Lamothe, Michael.....	2009, 10, 11, 12
Lamp, Ted.....	1973, 74
Land, Marshall.....	1986
Land, Mike (Trainer).....	1981, 82
Landrum, Tim.....	1985, 86, 87
Lane, Jorvorskie.....	2005, 06, 07, 08
Lanfear, Connor.....	2015, 16



SHANE LECHLER

LEELAND M^cELROY



Langford, Alvin L.....	1950, 51, 52	Linscombe, Corry.....	1984, 85	Mahan, Michael.....	1999, 2000, 01	Mathison, Todd.....	1991, 92, 93, 94	McDonald, Pace.....	1918
Langston, James E.....	1956	Lippman, Glenn E.....	1949, 50, 51	Mahone, Matt.....	1994, 96, 97	Maughmer, Lynn.....	1978	McDonald, William A.....	1909
Lark, Scott.....	1985, 86, 87, 88	Lister, W.S.....	1926, 27	Malena, Ben.....	2010, 11, 12, 13	Mauk, Albert.....	1903, 05	McDowell, Charles H.....	1910
Lary, Robert Y.....	1949, 50, 51	Littig, Michael.....	1983	Malone, C.C.....	1930, 31	Mauritz, Maddie (Trainer).....	2007	McElroy, Hugh.....	1970, 71
Latham, Joel P.....	1960, 61, 62	Little, Caleb.....	2012	Malone, Grant (Manager).....	1989, 90, 91	Mauritz, Mollie (Trainer).....	2008	McElroy, Leeland.....	1993, 94, 95
Lawrence (Trainer).....	1994, 95	Little, Jack H.....	1950, 51, 52	Malone, Tyronne.....	1990	Maxfield, Kyle.....	1991, 92, 93, 94	McFadden, P.M.....	1930, 31
Lawson, Bruce.....	1982, 83	Little, Mike.....	1978, 79, 80, 81	Maltz, Hershel (Manager).....	1947	Maxwell, David.....	1994, 95	McFarland, Arthur.....	1903, 04
Lawson, Clarence O.....	1949	Little, Thomas.....	1995	Mangan, Kyle.....	2009, 10, 11	Maxwell, Stapp N.....	1932	McFarland, H.F.....	1893, 94
Lawson, Doug.....	1989	Littlefield, Dirk (Trainer).....	1999, 01	Mangum, Kevin.....	2001, 02, 04	Maxwell, Tommy.....	1966, 67, 68	McFarland, James L.....	1911
Lazarine, Marshall M.....	1950	Litterst, Frank C.....	1916	Mann, Bradem.....	2016	May, Homer H.....	1970, 71, 72	McGee, Stephen.....	2005, 06, 07, 08
League, Thomas.....	1944	Lively, Britt.....	2000	Manning, Justin.....	2014	Mayeaux, Hayden E.....	1951, 52	McGinnis, Francis K.....	1900
LeBouef, Gordon E.....	1957, 58, 59	Lockett, Bobby J.....	1956	Manning, Nurahda.....	2003, 04, 05, 06	Mayes, Erik.....	2004	McGonagill, J.D.....	1894
LeCompte, J.P.....	1999	Lockhart, James.....	2015, 16	Manning, Waylon E.....	1935, 36	Mayfield, J.D. Jr. (Manager).....	1949, 50	McGonagle, Brad.....	1990
Lechler, Derek.....	2000	Lofton, Steve.....	1989	Manziel, Johnny.....	2012, 13	Mays, Will.....	2002	McGowan, Billy Joe.....	1952, 54
Lechler, Shane.....	1996, 97, 98, 99	Long, Bob.....	1966, 67, 68	Maples, Weldon L.....	1941, 42	Mazur, John.....	1983, 84	McGregor, Flint.....	1902
Ledbetter, Harry L.....	1965, 66	Long, Don.....	1972, 73, 74	Marcus, James.....	1987, 89	McAfee, Keith.....	1988, 89, 90, 91	McGuire, Eddy (Trainer).....	1989, 90
Ledbetter, Ronald P.....	1960, 61, 62	Long, Dustin.....	2002, 03	Marks, Jared.....	1984, 85, 86	McAllister, G.T.....	1943, 44	McGuire, Joseph D.....	1924, 25
Lednicki, Kyle.....	1995, 96, 97, 98	Long, Eldon W.....	1943	Marks, Robert E.....	1955, 56, 57	McAnelly, Phil.....	1968	McGuire, Trace.....	1985, 86, 87
Lee, Larry L.....	1965, 66	Lopez, Ricky.....	1981	Marquette, Leo J.....	1952	McArthur, O.A.....	1912	McIlhany, Joe D.....	1962, 63, 64
Lee, Robert G.....	1963	Lord, George P.....	1930, 31	Marshall, Mike.....	1982	McBride, Brady (Video).....	2005, 06	McKaughan, Edward W.....	1964, 65
Leggett, Charles W.....	1909	Lord, Mike.....	1969, 70, 71	Marshall, Tank.....	1973, 74, 75, 76	McCaffrey, Gary.....	1970	McKeehan, James.....	1991, 92, 93, 94
Lehrer, Robert (Trainer).....	1986, 87	Losada, Nick.....	2002	Martin, Amy (Trainer).....	2009	McCall, Mark (Trainer).....	1989, 90, 91, 92	McKinney, Seth.....	1998, 99, 2000, 01
Leiper, Sam E.....	1922	Love, Andrew C.....	1894, 98	Martin, G.W.....	1918, 19, 20	McCall, Matt.....	1987, 88, 89, 90	McKinney, Steve.....	1994, 95, 96, 97
Leisner, Lane (Manager).....	1982, 83	Love, J.N.....	1933	Martin, Gary Wayne.....	1970	McCarley, Robert E.....	1952	McKnight, J.B.....	1916, 17
Lemmons, Bernard.....	1950	Love, Richard L.....	1959	Martin, Harry.....	1894	McCarthy, Toby.....	1998, 99, 00	McLean, Ken J.....	1962, 63, 65
Lemmons, Kevin (Manager).....	1995, 96, 97, 98	Loving, James W.....	1904	Martin, John.....	1988	McCauley, Tango.....	1999, 00	McMahan, Billy M.....	1953
Lemons, Billy.....	1973, 74, 75, 76	Lowery, Gene.....	1993, 94, 95	Martin, Koda.....	2015, 16	McClatchy, Scott (Trainer).....	1989, 90, 91	McMahan, James T.....	1950
Lemons, Frank.....	1976, 77	Lozano, Mark.....	2007	Martin, Peter.....	2005	McClelland, Don A.....	1957, 60	McMillan, M. Blaisdale.....	1894
Leone, Brandon.....	2003, 04, 05, 06	Luebbehusen, Steve.....	1969, 70, 71	Martin, Sabrina (Trainer).....	2004	McClelland, H.W.....	1922	McMillan, W.G.....	1921, 22
Lewis, Anthony.....	2006, 07, 08, 09	Luethy, Don R.....	1942	Martin, Sidney T.....	1934	McClintock, J.R.....	1917	McMullen, Typail.....	1993, 94, 95
Lewis, Courtney.....	2003, 04, 05, 06	Luna, Otie C.....	1957, 58	Martinez, Jackie (Trainer).....	2008	McCown, Randy.....	1996, 97, 98, 99	McMurrey, J.D.....	1917
Lewis, Darren.....	1987, 88, 89, 90	Luna, Saul.....	1996	Massey, Chris (Trainer).....	1978	McCoy, Erik.....	2016	McNeal, Kenric.....	2009, 10, 11, 12
Lewis, Mark.....	1980, 81, 82, 84	Lutrick, J.A.....	1911	Massey, Haven.....	2001, 02, 03	McCoy, Jamie.....	2008, 09	McNeal, Reggie.....	2002, 03, 04, 05
Lewis, Patrick.....	2009, 10, 11, 12	Lyday, Jeremy (Trainer).....	1999	Masterson, L.....	1902	McCoy, Joe (Manager).....	1989, 90, 91	McNeill, J.C.....	1894
Lewis, Steve.....	1979	Lyles, John V.....	1912	Mastrogiovanni, Jordan.....	2013, 14	McCoy, Terrence.....	2007, 08, 09, 10	McQueen, Conner.....	2013, 14, 15, 16
Lewis, Trent.....	1989, 90, 91			Matakis, Andy.....	2003	McCoy, Torin.....	1989, 90	McQueen, Justin.....	2008, 09
Leyendecker, Dan.....	1988			Mathis, Jonathan.....	2010, 12	McCravey, Sarah (Trainer).....	1998	McQueen, Mark.....	1981, 82
Liles, Ike.....	1983, 84					McCray, Danny.....	1993, 94, 95	Means, Nicole (Trainer).....	2010
Lillard, Steve T.....	1909			Matthews, Howard.....	2011, 12, 13, 14	McCrumbley, John.....	1973, 74	Meeks, Thomas E.....	1962, 63, 64
Lindblade, Ryan.....	2013			Matthews, Kevin.....	2006, 07, 08, 09	McDaniel, Archie.....	2002, 03, 04, 05	Meitzner, J.B.....	1924
Lindsey, Ernest M.....	1935			Matthews, Mason L.....	1944, 45	McDermott, Pat.....	1970, 71, 72	Mengers, Emily (Trainer).....	2009
Lindsey, Glynn.....	1964, 65, 66			Matthews, Mike.....	2012, 13, 14, 15	McDonald, Andy.....	1988, 89	Mengers, Sarah (Trainer).....	2007
Lindsey, Ronald L.....	1964, 65, 66			Mathews, Jason.....	1991, 92, 93	McDonald, Charles N.....	1949, 50, 51	Mercer, Arthur J.....	1941, 42
Linnstaedter, James A.....	1961, 62, 63			Mathews, Ryan.....	1991, 92, 93, 94	McDonald, Hugh F.....	1894	Merka, Jeremiah H.....	1933

M



VON MILLER

Mertz, Alaina (Trainer)..... 1994
 Meyer, D..... 1902
 Meyer, William H..... 1949, 50, 51
 Meyers, Phillip..... 1994, 95, 96, 97
 Michael, Christine..... 2009, 10, 11, 12
 Mickens, Ray..... 1992, 93, 94, 95
 Middleton, Bobby..... 1984, 85, 86
 Middleton, Doug..... 1985
 Mikeska, Brad (Manager)..... 2005
 Mikeska, Russell..... 1976, 77
 Miles, Wadine..... 1977
 Milkavich, James..... 2003
 Mikeska, Bradley (Manager)..... 2004
 Miller, A.R..... 1912
 Miller, Eric E..... 1951, 52, 53
 Miller, John..... 1989, 90
 Miller, L..... 1902
 Miller, Stephen (Trainer)..... 1993, 94
 Miller, T.L..... 1921, 22
 Miller, Thomas B..... 1939
 Miller, Vance W..... 1912, 13
 Miller, Von..... 2007, 08, 09, 10
 Milligan, Garry..... 1976, 77, 78
 Milligan, Wayne..... 1903, 07
 Mills, J. Kenneth..... 1937
 Mills, Kyle (Trainer)..... 2000
 Mills, Thomas W..... 1927, 28, 29
 Millsap, Lenard..... 1970
 Milstead, Charles F..... 1957, 58, 59
 Minnock, W.A..... 1937, 38
 Mitchell, Billy..... 1990, 92, 93, 94
 Mitchell, Brandon..... 1993, 94, 95, 96
 Mitchell, Brian..... 1991, 92, 93, 94
 Mitchell, Keith..... 1993, 94, 95, 96
 Mitchell, Merlin..... 1915, 16
 Mobley, DeQawn..... 2004, 05
 Moeller, Sam..... 2012, 13, 14, 15
 Mohr, Walter..... 1967

Molberg, Carl..... 1948, 49, 50
 Moncrief, Monte P..... 1943, 44, 45, 46
 Monk, Kevin..... 1974, 75, 76, 77
 Montgomery, J.B..... 1942
 Montgomery, Michael..... 2003, 04
 Montgomery, Roark..... 1912
 Moon, L.B..... 1987, 88
 Moore, A.A..... 1930, 31
 Moore, Damontre..... 2010, 11, 12
 Moore, Doyle H..... 1949
 Moore, Eric..... 1989, 90
 Moore, George F..... 1907, 08
 Moore, Kirk (Manager)..... 1993, 94
 Moore, Mack..... 1979, 80
 Moore, Matt..... 1997
 Moore Richard..... 2015, 16
 Moore, Travis (Trainer)..... 2004
 Moore, William R..... 1962, 63, 64
 Moore, W. Scott..... 1907, 08, 09, 10
 Moorman, Maurice..... 1966
 Moore, Ashley (Manager)..... 2001
 Morgan, Sylvester..... 1984, 85, 86, 87
 Morris, A.B..... 1920, 21, 22
 Morris, Alex..... 1985, 86, 87, 88
 Morris, David (Manager)..... 2005, 06
 Morris, Jared..... 2000, 01, 02, 03
 Morrison, D.E..... 1912
 Morrison, P.M..... 1896
 Morrow, Howard..... 2005, 06, 08, 09
 Morrow, Johnnie..... 1935, 36
 Mortensen, James E..... 1945
 Moseley, Hal..... 1897, 98, 99, 1900
 Mosley, Mike..... 1977, 78, 79, 80
 Moser, R. Derace..... 1939, 40, 41
 Moses, Sam F..... 1949, 50, 51
 Moss, Matt..... 2008, 09
 Mossenburg, W.G..... 1894
 Motley, Larry..... 1986

Motley, Zolus C..... 1939, 41
 Moulden, Carl D..... 1929, 30, 31
 Mudd, Dennis..... 1985
 Muhlbach, Don..... 2002, 03
 Mulholland, Ray W..... 1940, 41, 42
 Mullen, Steve..... 1968
 Muller, Jay..... 1984, 85, 86
 Muniz, James..... 1996
 Munson, George (Manager)..... 1972
 Munson, Joe U. Jr..... 1957, 58
 Murchison, Phil (Trainer)..... 1993, 94
 Murnane, T. (Manager)..... 1944, 45, 46
 Murphy, A.L. (Manager)..... 1952, 53
 Murphy, James L..... 1959, 60, 61
 Murphy, Jennifer (Manager)..... 2002
 Murphy, Mike (Manager)..... 1980, 81
 Murphy, Terrence..... 2001, 02, 03, 04
 Murrah, Thomas F..... 1963, 64, 65
 Murrah, W.E..... 1918, 19, 20, 21
 Murray, Jon (Trainer)..... 1995
 Murray, Kevin..... 1983, 84, 85, 86
 Murray, Kyle..... 2015
 Murray, Paul..... 1979
 Murray, R.L..... 1932, 33
 Murski, Robert..... 1970, 71, 72
 Myers, Frank..... 1974, 75, 76, 77
 Myers, O.W..... 1897, 98, 99

N

Naiser, Derek..... 1988
 Nakos, Alex (Manager)..... 1988, 89
 Nakos, Spiro (Manager)..... 1990, 92, 93
 Nasser, Al..... 1978
 Neal, Apryl (Manager)..... 2001
 Nealy, Otis..... 1989, 90, 91, 92
 Nealy, Spencer..... 2009, 10, 11, 12
 Neece, Clarence M..... 1919, 1908, 09
 Neely, Roy G..... 1922, 23

Neff, Asa J..... 1902
 Nehib, Greg..... 1988
 Nelms, Milton R..... 1912
 Nelson, Freddie A..... 1965
 Nelson, Jeff..... 1982, 83, 84, 85
 Neill, Doug..... 1969, 70, 71
 Nesrsta, J.O..... 1935, 36, 37
 Netardus, Jaro G. Jr..... 1949, 51
 Nettles, Rusty..... 1981, 82
 Neumann, Layne..... 2004, 05, 06
 Neville, Henry A..... 1943
 Newton, Broderick..... 2004, 05, 06
 Newton, Keith..... 1983, 84
 Newton, Matt (Manager)..... 2004, 05
 Nguyen, Dat..... 1995, 96, 97, 98
 Niederhofer, Boone..... 2014, 15, 16
 Nicholas, Don R..... 1949
 Nichols, Jerry D..... 1964, 65
 Nichols, Terry..... 1998, 99
 Nicholson, John David..... 2005
 Niland, Thomas K..... 1951, 52
 Nilson, John H..... 1963, 64, 65
 Noble, Elton..... 1899, 1900
 Nohavitzka, Elo E..... 1949, 50, 51
 Noil, Speedy..... 2014, 15, 16
 Nolan, Willis..... 1930, 31, 32
 Nolen, Lockhart (Manager)..... 1948
 Northup, Roy F..... 1958, 59, 60
 Noto, Jeff (Trainer)..... 2005
 Novosad, Steven (Trainer)..... 1995, 96, 98
 Nwachukwu, Uzoma..... 2009, 10, 11, 12

O

O'Brien, Sammy..... 1984, 85, 86, 87
 O'Bryant, Ryan..... 2008, 09
 Obioha, Julien..... 2012, 13, 14, 15
 Obiozor, Cyril..... 2005, 06, 07, 08
 Ochterbeck, W.J..... 1924, 25
 Odom, Lynn..... 1967, 68, 69
 Odom, Van..... 1969, 70, 71
 Ogbuehi, Cedric..... 2011, 12, 13, 14
 Ogdee, Edward..... 1942
 Ohendorf, Norbert K..... 1952, 53, 54
 Olbrich, Alvin P..... 1938
 Oliver, Aaron..... 1995, 96, 97, 98
 Oliver, Charles..... 2016
 Oliver, Gale G..... 1957, 58, 59
 Oliver, Gary..... 1987, 88, 89, 90
 O'Neal, Hardy E..... 1902
 O'Neal, Steve..... 1966, 67, 68
 O'Quinn, Patrick..... 2011
 Ortamand, Clayton (Trainer)..... 2000, 01, 02
 Ortega, Justin..... 2011, 12
 Osadebey, Michael..... 2012
 Osborn, John..... 1979, 80
 Osborne, Carl R..... 1955, 56, 57
 Osborne, Richard..... 1972, 73, 74, 75
 Osgood, Chris..... 1988, 89
 Overly, Charles R..... 1943, 46, 47
 Overly, James A. (Trainer)..... 1948, 49
 Overshiner, E.M..... 1896
 Overton, Andrew J..... 1963, 64
 Owens, Bob (Manager)..... 1973
 Ozee, Kevin (Manager)..... 1993

P

Page, Sean..... 1987
 Paine, Jeff..... 1980, 81, 82, 83
 Palasota, Vince..... 1988
 Palomarez, Eddie..... 1997
 Pannell, E.W..... 1938, 39, 40
 Pappas, Mike..... 1987, 89, 90
 Pardee, John P..... 1954, 55, 56

Parish, Joseph M..... 1939
 Park, Mike..... 1970, 71, 72
 Parker, James H. (Manager)..... 1939, 40
 Parker, Jim..... 1968, 69, 70
 Parker, Kyron..... 2014
 Parker, Sirr..... 1995, 96, 97, 98
 Parker, William E..... 1908, 09, 10, 12
 Parmer, James R..... 1944
 Parra, Albert (Manager)..... 2004, 05
 Patrick, Brian..... 2002, 03
 Patterson, Cornelius..... 1988, 89, 90
 Patterson, Domonique..... 2010, 11
 Patterson, Lucas..... 2007, 08, 09, 10
 Patton, Ronald..... 1997, 98
 Paulhill, Will..... 2016
 Pavlas, Lance..... 1987, 88, 89, 90
 Payne, Brian..... 1989, 90, 91
 Payne, H.B. (Buddy)..... 1957, 58, 59
 Payne, Lawrence J..... 1945
 Payne, Rick (Manager)..... 1976
 Payne, W.O..... 1942
 Pearce, Chance..... 1999, 2000, 01, 02
 Pearson, Henry A..... 1957
 Pegram, Todd..... 2002, 03, 04, 05
 Pekar, Matt (Trainer)..... 2000, 01, 02
 Pender, Paul..... 1979, 80, 81, 82
 Penright, Jarrod..... 1999, 2000, 01, 02
 Peoples, Dan..... 1971
 Perkins, Frank D..... 1894, 96, 97
 Perroni, Evan..... 1998, 99, 2000, 01
 Perry, Carl (Video)..... 2005, 06
 Perry, Tommy..... 2003
 Persons, David H..... 1913
 Peter, Philip..... 1961
 Peterson, Alcie..... 1994, 95
 Peterson, Jordan..... 2006, 07, 08, 09
 Petty, Kent..... 1989, 90, 91, 92
 Petty, S.J..... 1926, 27
 Peveto, Cal..... 1978, 79
 Philley, Andy..... 1969, 70, 71
 Phillips, David..... 1984
 Phillips, H.D..... 1930
 Phillips, James D..... 1960, 61, 62
 Phillips, Michael L..... 1964
 Phillips, Robert H..... 1959, 60
 Phythian, Walter R..... 1935, 36
 Pickard, Billy (Trainer)..... 1978
 Pickett, Tom B..... 1941, 46
 Pierce, J.A..... 1918, 19, 20
 Pierce, Kirk..... 1988
 Pierson, Jay (Trainer)..... 1998
 Pillans, Ryan..... 1995
 Pinesette, Mike..... 2000
 Pinson, C.T..... 1923
 Pinson, Harry T..... 1921
 Piper, Jim..... 1967, 68, 69
 Piper, Paul K..... 1959, 60
 Pirie, James E..... 1901, 02, 03
 Pirtle, David (Trainer)..... 1976
 Pitman, Mike J..... 1962, 63, 64
 Pitner, H.M..... 1934, 35, 36
 Pittman, Lee (Manager)..... 1981, 82
 Pizzitola, Michael J..... 1961, 62
 Polasek, Billy Joe..... 1969, 71
 Polk, Scott..... 1980, 81, 82, 83, 84
 Pollacia, Tony..... 1985
 Pollard, Dan..... 1986
 Pollock, Oscar L..... 1947
 Poloccheck, Layne..... 1985
 Pond, J..... 2006
 Pool, Rusty..... 1971
 Pope, Edward..... 2013, 14, 15, 16
 Porter, Greg..... 1981, 82, 83

Porter, Greg A 1999, 00, 01, 02
 Porter, Sean 2009, 10, 11, 12
 Poss, John M. 1965, 66
 Powell, Buffie (Trainer) 2000
 Powell, Jack E. 1953, 55
 Powell, Louis H. 1914
 Powell, William D. 1954, 55, 56
 Power, Robert (Manager) 1967
 Power, Richard S. (Manager) 1969
 Prater, Colton 2016
 Prater, Kyle (Trainer) 1998
 Price, C. Walemon 1937, 38, 39
 Price, Harold L. 1956
 Price, Michael 1995, 98
 Price, P.M. 1925
 Price, Terry 1986, 87, 88, 89
 Prioleau, Hutson 2010, 11
 Prokop, Merl A. 1947
 Pryor, Larry 2016
 Puckett, Felix S. 1905, 06
 Puckett, John W. 1902, 03
 Puff, Courtney (Trainer) 1999
 Pugh, Jordan 2006, 07, 08, 09
 Pugh, Marion C. 1938, 39, 40
 Pullig, Corey 1992, 93, 94, 95
 Pustejovsky, Ed 1976, 77, 78, 79
 Pyburn, Jack H. 1964, 65, 66

R

Rackley, Caleb (Manager) 1997
 Ragsdale, Robert 1897, 98
 Rahn, Leon F. 1939, 40
 Raiford, Aubrey 1981
 Rainey, KJ (Trainer) 2004
 Randall, Gary 2009
 Randle, Floyd, Sr. 1977, 78, 13
 Randle, Taylor 2011
 Randolph, Will 2011
 Rankin, Matt 2009
 Ransby, Felton 1988, 90
 Ransom, Dennis 1987, 88, 89, 90

Raschke, Craig 2009
 Ratley, Damon 2015, 16
 Rau, Tim (Manager) 1988, 89
 Raven, Floyd 2011, 12, 13, 14
 Rawlins, Harry E. 1918
 Ray, John 2004, 05
 Ray, Tom 1985
 Reagan, Travis H. 1961, 62, 63
 Red, Darrell 1991, 92, 93
 Redus, James 1979
 Reed, Bryce 2003, 04, 05, 06
 Reed, Phillip (Manager) 1999, 2002
 Reed, Roderick 1976, 77
 Reed, Roman 1983
 Rees, W. Nelson 1931
 Reeves, John R. 1939, 40
 Reeves, Ken 1981, 82, 83, 84
 Reid, Steve (Manager) 1983, 84
 Reinarz, Cole 1992, 93, 94
 Reinhard, Brittani (Trainer) 2010
 Rektorik, J.A. 1926
 Reneau, Will (Video) 2005, 06
 Renfro, Colby 2008
 Resley, George 1968
 Restivo, Brian (Manager) 1995, 96, 97, 98
 Reuber, Alan 2000, 01, 02, 03
 Reynolds, James 1968
 Reynolds, John W. 1965
 Reynolds, Josh 2014, 15, 16
 Reynolds, Ron 1984
 Reynolds, Shawn 1995
 Rhodes, Alyson (Trainer) 2005
 Rhodes, Burnest 1997, 98
 Rice, Matt (Manager) 1999, 2000, 01
 Richard, John 1992, 94
 Richardson, Bucky 1987, 88, 90, 91
 Richardson, Lester S. 1939, 41
 Richardson, Michael 2012
 Richardson, Rod 1982
 Richenstein, Charles A. 1905
 Richey, Derrick 1987, 88, 89

Richter, Charles E. 1927, 28, 29
 Ricke, Mike (Trainer) 1980, 81
 Rickman, Rick (Manager) 1968
 Ridenhower, Ray 1901, 02
 Riewe, Dustin 2007, 08
 Riggs, Charlie 1966, 67, 68
 Riley, L'Tydrick 2002, 03, 04, 06
 Rion, Dennis 1983
 Risien, Cody 1976, 77, 78
 Risien, Flint 1980, 81, 82
 Roach, James B. 1933
 Roaches, Carl 1972, 73, 74, 75
 Robbins, Cooper P. Jr. 1952, 53
 Robbins, Donald 1955
 Robbins, Doug 1970
 Robbins, Mike 1979, 81, 82
 Roberts, F.A. (Manager) 1913
 Roberts, William C. 191908
 Robertson, Art Mitchell 1970, 71
 Robertson, Christian 2015, 16
 Robertson, Harold 1998, 99, 2000, 01
 Robertson, John E. 1931, 33
 Robinson, Ivan 2011, 12, 13, 14
 Robinson, Jeroy 1986, 87, 88, 89
 Robison, Tommy 1980, 81, 82, 83
 Robnett, Edward 1939
 Robnett, Marshall F. 1938, 39, 40
 Rockhold, Jason 1989, 90
 Rodriguez, Chris (Trainer) 2007
 Rodriguez, Christian 1998, 99, 2000, 01
 Roepke, Robert E. (Manager) 1961
 Rogers, Cullen J. 1939, 41, 42
 Rogers, Gary 1982
 Rogers, Gerald G. 1961, 62, 63
 Rogers, Joe C. 1915, 16
 Rogers, Owens A. 1936, 37, 38
 Rollins, Brook (Trainer) 1997, 98, 2000
 Rollins, Gerald D. (Manager) 1956
 Rollins, John W. 1914, 15, 16
 Rollins, Zerick 1995, 96, 97
 Roome, Brian (Manager) 1996, 97, 98



JACK PARDEE

Roper, James S. 1958
 Roper, John 1985, 86, 87, 88
 Rophial, Steve (Trainer) 1996, 99
 Roquemore, Michael A. 1962
 Ross, David 2002, 03, 04, 05
 Ross, Brian 1986, 87, 88, 89
 Ross, James B. 191906, 07
 Rothe, Joe H. 1939, 40
 Rother, Randy 1982
 Routt, Joe E. 1935, 36, 37
 Routt, William A. 1938, 39, 40
 Rowe, Casimira (Trainer) 2006
 Royalty, Charlie A. 1948, 49
 Ruby, Martin O. 1939, 40, 41
 Rudder, James Earl 1931

Rugel, Dan F. 1907, 08, 09
 Ruhman, Chris 1994, 95, 96, 97
 Rush, Marshall N. 1951, 52
 Rush, William T. 1949, 50, 51
 Rushing, Eli 1937, 38
 Russell, Caleb 2010, 11
 Russell, Jake 2012
 Russell, Josh 2008
 Rylander, W.E. 1915

S

Sacra, Joseph R. 1944, 46, 47
 Sacra, Joseph R. Jr. 1970, 71, 72
 Saddler, Rod 1983, 84, 85, 86
 Sagraves, Steven 1990, 91



DAT NGUYEN



R.C. SLOCUM

Sallee, Bill D.....	1965, 66, 67	Scott, Herbert B.....	1952	Simmons, A.L.....	1956, 57	Smith, Gilbert.....	1966	Stabler, James M.....	1964, 65
Salyer, Johnny A.....	1951, 52, 53	Scott, Johnny D.....	1952, 53	Simmons, Elvis A.....	1940, 41, 42	Smith, Greg (Video).....	2005	Stach, Stanfield A.....	1933, 35
Sammons, Thomas B.....	1904	Scott, Joseph O.....	1944, 46	Simmons, J.A.....	1926	Smith, H.E.....	1937, 38, 39	Stages, William E.....	1936
Sams, Bucky.....	1973, 74, 75	Scott, Richard E.....	1949	Simmons, Melvin D.....	1962, 63, 64	Smith, Henry.....	2006, 07	Stahr, Richard (Trainer).....	1989
Sanders, Chris.....	1991, 92, 94, 95	Scott, Verne A.....	1914	Simmons, Randy.....	1988, 89, 90, 91	Smith, Keondra.....	2007, 08	Stallings, Eugene C.....	1954, 55, 56
Sanders, Eugene.....	1976, 77, 78	Scovell, J. Field.....	1928	Simmons, Wayland A.....	1959, 60, 61	Smith, Kevin.....	1988, 89, 90, 91	Stallings, Rusty.....	1968, 69
Sanders, Robert W.....	1957, 58, 59	Scudder, Carl F.....	1918, 19, 20	Simon, Amon.....	1998, 99, 00, 01	Smith, Langston M.....	1914, 15	Stanley, James L.....	1955, 56, 57
Sanders, S.H.....	1921	Seals-Jones, Ricky.....	2014, 15, 16	Simon, Burnis.....	1980, 81, 82, 83	Smith, Linnis.....	2000, 01, 02, 03	Stanford, Eric.....	1999, 2000, 01
Sanders, Scot.....	1991	Seago, H.W.....	1936	Simonini, Edward.....	1972, 73, 74, 75	Smith, Lionel.....	2009, 10, 11	Stanley, Mark.....	1973, 74, 75
Sanders, Thomas.....	1980, 81, 82, 84	Seeker, Ricky.....	1972, 73, 74	Simpson, J.V.....	1902, 03, 04	Smith, M.V.....	1920, 21	Stansbury, Gavin.....	2011, 12, 13
Sanders, T.J.....	2007	Seely, Bill.....	1968, 69	Simpson, O.M.....	1897, 98, 99	Smith, Preston W.....	1945, 46, 47, 48	Stansberry, Robert.....	1969
Sanders, Tommy.....	2013, 14	Selby, Tommy (Manager).....	1994, 95	Simpson, Phillip.....	1977, 78, 79	Smith, Ralph W.....	1958, 59, 60	Stautzenberger, Weldon O.....	1946, 47, 48
Sarkisian, Steve.....	1989	Self, Rocky.....	1969	Simpson, Will.....	1998	Smith, Randy (Trainer).....	1982, 83	Steadman, Blake.....	2006
Sawyer, Buzzy.....	1981	Serres, Kyle.....	2013	Sims, Arthur R.....	1958, 59, 60	Smith, Robert L.....	1949, 50, 51	Steadman, Nate.....	1982, 83, 84
Sawyer, Randy.....	1982	Settegast, Marion E. Sr.....	1914, 15, 16	Sims, J.P. (Trainer).....	1988, 89	Smith, Ted.....	1969, 70, 71	Steamer, Dominique.....	2003, 04, 05
Saxe, Augie W.....	1950, 51	Settegast, Marion E. Jr.....	1943	Sims, M.W.....	1894	Smith, Vance.....	1999, 2000, 01	Steen, Elroy.....	1977, 78, 79
Saxe, Charles S.....	1951, 52	Sezer, Alex.....	2013, 14, 15, 16	Simclair, Bennie C.....	1953, 54	Smitham, Verner R. (Manager).....	1914	Steffens, Karl K.....	1938
Scarborough, J.S.....	1908	Shaeffer, Robert J.....	1949, 50, 51	Singleton, Bryant.....	2002, 03, 04	Snow, Dion.....	1988, 89	Steffy, Cynthia (Trainer).....	2009
Scales, Rhontae.....	2010, 11, 12	Shankle, E.J.....	2007, 08	Singleton, James M.....	1965, 66	Solari, Steve.....	1991, 92, 93	Stegert, Larry.....	1967, 68, 69
Scates, Cody.....	2000, 01, 02, 03	Shanks, Jeff.....	1988, 89	Singleton, Percy.....	1992	Sooy, Tom.....	1967, 68, 69	Stenklyft, David (Manager).....	2007, 08, 09
Schaedel, Charles T.....	1910, 11	Shaw, Joe.....	1969	Sipe, Brent (Trainer).....	1989	Sorrell, Gary.....	1987, 88, 89	Stephens, Bradley.....	2008, 09, 10
Schero, Joe E.....	1952, 53, 54	Sheffield, Corky.....	1969, 72	Skinner, Ben S. (Manager).....	1952	Spacek, Sheila (Trainer).....	2006	Stephens, Clint (Video).....	2005
Schoonover, Denise (Trainer).....	1997	Sheffield, Jimmy.....	1968, 69, 70	Slater, Scott.....	1985, 86, 87, 88	Spadora, Joseph (Manager).....	1965	Stephenson, Phillip (Manager).....	1980, 81
Schmid, Joe H. (Manager).....	1957	Shefts, Morton.....	1944, 46	Slaton, Tony.....	1982, 83, 84	Spake, W.E.....	1912	Sterling, James R.....	1939, 40, 41
Schmidt, Hubert.....	1906, 07	Shelton, J. Howard.....	1939, 40	Slaughter, Marion P.....	1942	Speed, Carleton D.....	1925	Sterns, James B.....	1896, 97, 98
Schmidt, Pat (Trainer).....	1995	Sherman, Matt.....	2011	Slocum, Shawn.....	1984	Spencer, Michael F.....	1949, 50	Stevens, Barry.....	1983
Schneider, Daniel W.....	1965, 66, 67	Shields, John (Trainer).....	1996, 99	Smelser, Dennis.....	1973, 74, 75	Spencer, Oliver E.....	1914	Stewart, Brannon.....	1996, 97, 98
Schneider, Staci (Trainer).....	2009	Shiller, Steve.....	1983	Smith, Alan.....	1980, 81, 83, 84	Spencer, Rick.....	1971	Stewart, Jonathan.....	2009, 10, 11, 12
Schneider, Travis.....	2005, 06, 07, 08	Shipman, David.....	1974, 75, 76	Smith, Blind.....	1970, 71	Spencer, Ted L.....	1931, 32, 33	Steymann, Walter R.....	1942
Schorp, Greg.....	1990, 91, 92, 93	Shipix.....	1909	Smith, Brent.....	1985, 86, 87, 88	Spikes, Cameron.....	1995, 96, 97, 98	Stickane, Scott.....	2000, 01, 02, 03
Schorp, Tanner.....	2015, 16	Shira, Charles N.....	1943, 44	Smith, Caden.....	2013, 14, 15	Spiller, Derrick.....	1995, 96, 97, 98	Stinson, Mike.....	1968, 69
Schroeder, Bruno E.....	1935, 37, 38	Shockey, Jacob C.....	1935, 36, 37	Smith, Chris.....	2006, 07	Spiller, Fred.....	2000	Stiteler, Robert H.....	1930
Schroeder, Chad.....	2003, 04, 05, 06	Showers, Jameill.....	2011, 12	Smith, Darrell.....	1976, 77, 78	Spires, Truman E.....	1945	Stoss, Robert.....	1979, 80, 81, 82
Schroeder, William H.....	1953, 54	Shumard, Michael.....	2006, 07, 08, 09	Smith, Darrell.....	1982, 83, 84	Spitzenberger, Steve.....	1975, 76, 77	Stratton, Carl K.....	1972, 73, 74
Schultz, Earl.....	1900, 01, 02, 03	Schuster, Taylor.....	2004	Smith, Detron.....	1992, 93, 94, 95	Spivey, Marshall.....	1939, 40, 41	Street, Gus C.....	1899, 1901, 02, 03, 04
Schuster, Taylor.....	2003, 04, 05	Sibley, William R.....	1941, 42	Smith, Don G.....	1956, 57, 58	Sprague, Jayme (Trainer).....	2005	Street, Robert L. (Manager).....	1948, 49
Schwarz, Blake.....	1972, 73, 74, 75	Sikes, Delmar D.....	1950	Smith, Earl L.....	1939, 40	Sprott, Alton C.....	1926, 27	Stringfellow, Jack C.....	1933
Scoggins, Phillip C.....	1964, 65	Sikes, Jules V.....	1925, 26, 27	Smith, Everett.....	2000, 01, 02, 03	Sproule, Colin.....	2004	Strogen, Bobby.....	1979, 80, 81, 82
Scott, David.....	1979, 80	Siler, Rich.....	1983, 84, 85	Smith, George.....	1982, 83	Squillante, Anthony.....	2002, 03	Stuard, Kyle.....	1980, 81, 82, 83

Stuckey, Jermiah 2014, 15
 Stump, Craig 1984, 85, 86, 87
 Sturcken, Edward B. 1942
 Stutz, Boone 2004, 05
 Suggs, Tommy 1982
 Sullivan, Mike 1989
 Surovik, John H. (Manager) 1952, 53
 Sutherland, Keaton 2015, 16
 Svatek, Johnnie 1977, 78, 79
 Swan, Michael K. 1963
 Swedeen, John 1970
 Swilley, Dennis 1973, 74, 75, 76
 Swope, Ryan 2009, 10, 11, 12
 Symes, Clarence 1906, 07
 Szymanski, Matt 2006, 07

T

Tabuyo, Jeremy 2013, 14, 15, 16
 Talbot, Layne 1987, 88, 89, 90
 Taliaferro, Darrell 1973
 Tankersley, Rick 1985, 86
 Tannehill, Ryan 2008, 09, 10, 11
 Tarrant, Cornell 2007
 Tassos, Damon G. 1943, 44
 Tate, Andi (Trainer) 2004
 Tate, Marvin P. 1952, 53, 54
 Taylor, Anthony 1986, 87
 Taylor, Arthur W. 191908, 09
 Taylor, Chris 1997, 98, 99, 2000
 Taylor, Earvin 2003, 04, 06, 07
 Taylor, Jamaar 2001, 02, 03
 Taylor, Kenneth 1977, 78
 Taylor, Loyd F. 1955, 56, 57
 Taylor, Samson 2005
 Taylor, Tyrell 2011, 12, 13
 Taylor, Tyrone 2013

Teague, Doug 1976, 77, 78, 79
 Teague, Foster S. 1953
 Teague, Sammie R. (Manager) 1959
 Teal, Jimmy 1982, 83, 84
 Teate, Randall 1976
 Teichelman, Lance 1990, 91, 92, 93
 Ten Napel, Garth 1973, 74, 75
 Terrell, Steven 2009, 10, 11, 12
 Terry, Barrett (Manager) 2006
 Terry, Sean 1994, 95
 Tewell, Dennis (Trainer) 1967
 Thelen, David 1989, 90
 Theriot, Sidney J. 1952, 53, 54
 Thierry, Chris 1996, 97, 98, 99
 Thigpen, Kolten 2011
 Thomas, Brian 2009, 10, 11
 Thomas, Charlie 2010, 11
 Thomas, Clifford 1969
 Thomas, Clifton 1970
 Thomas, Dwaine 2015, 16
 Thomas, Edwin W. 1913, 14
 Thomas, Joey 2004, 05, 06, 07
 Thomas, Laura (Manager) 2008
 Thomas, Matt (Trainer) 2000
 Thomas, Patrick S. 1972, 73, 74, 75
 Thomas, Rodney 1991, 92, 93, 94
 Thomas, Terrence 2001, 02, 04
 Thomas, William 1988, 89, 90
 Thomason, James N. 1938, 39, 40
 Thompson, DeAndre 2010, 11
 Thompson, DeMaurier 2007, 08, 10
 Thompson, George E. 1980
 Thompson, Kyle (Trainer) 1995
 Thompson, Nash O. 1934
 Thompson, Paul (Manager) 2007, 08, 09, 10
 Thompson, Ryan (Manager) 2005



RYAN TANNEHILL

Thompson, Taquilin "TaTa" 2003
 Thompson, Thomas E. 191909
 Thompson, Tony 1985, 86, 87
 Thompson, William 1973, 74, 75, 76
 Thornton, Marques 2003, 04, 05, 06
 Thornton, Penn B. 1916
 Thorpe, Preston (Video) 2006
 Thrower, John D. 1899, 1900
 Thurmond, Albert N. 1972, 73, 74
 Tidwell, Billy R. 1949, 50, 51
 Tipoti, Kimo 2013
 Todd, Dick S. 1936, 37, 38
 Tolleson, Mike 1986
 Toney, Anthony 1984, 85
 Toombs, JaMar 1998, 99, 2000
 Torno, Frank V. 1946
 Torres, Taylor (Manager) 2010
 Townsend, Blaine 2015
 Tracey, John 1956, 57, 58
 Tracy, Carroll A. 1928, 29, 30
 Tracy, Henry C. 1972, 73, 74, 75
 Tracy, H.H. 1897
 Trahan, Warren 1973, 74
 Trammell, Bud 1973
 Trice, Nick 2009
 Trimble, Murry H. 1955, 56
 Trimmier, Tim 1973
 Tripuka, Shane 2016
 Trew, Robert L. 1913
 Trott, Bobby (Trainer) 1966
 Tschantz, Todd 1984, 85, 86
 Tucker, Kevin 1989, 90
 Tucker, Lanning (Trainer) 1985, 86
 Tucker, M. Wayne 1948, 49, 50
 Tucker, Rex 1995, 96, 97, 98
 Tufuga, David 2007
 Tulis, Robert F. 1941, 46, 47
 Tupe, Misi 2006, 07
 Turley, Herbert E. 1943, 46, 47, 48
 Turner, J.G. 1937
 Turner, Lafayette 1986, 87, 88
 Turner, Stanley S. 1943
 Turney, John 1968

U

Ullrich, Charles E. 1933
 Underwood, James 1990
 Uriegas, Alberto (Trainer) 1984
 Utay, Joe 1905, 1906, 07
 Utsey, Kali (Trainer) 2007
 Uzzell, William J. 1963, 64

V

Vaden, Frank S. (Manager) 1955
 Valencia, Colton 2009
 Valentine, Ira 1982, 84, 85, 86
 Valentine, Justin (Manager) 2010
 Valletta, Chris 1997, 98, 99, 2000
 Vandervoort, A.S. 1918, 19
 Van Dyke, Lewis E. 1960, 62
 Van Pelt, Thomas E. (Trainer) 1960
 Van Sant, Jon 1980, 81, 82
 Van Zandt, Roscoe L. 1928, 30
 Van Zant, Tim 2001, 02, 03
 Vassar, William C. (Manager) 1963
 Vaughn, John (Manager) 1981, 82
 Vaughan, Ryan 2007
 Vaughn, Tommie 1938, 39, 40
 Veckert, Harman H. 1896, 97
 Vela, Anthony 2008, 09, 10
 Vela, Javier 1967, 68
 Velasquez, Joe 1981, 82, 83, 84
 Venetoulas, Manoli 1995
 Venetoulas, Terry 1990, 91, 92, 93
 Vesmirovsky, E. 1910, 11, 12, 13
 Vestal, Kevin 1997
 Vick, Richard P. 1954
 Vick, Roger 1983, 84, 85, 86
 Villavescio, Joe 2008, 09, 10, 11
 Vincent, Andy 1996, 97, 98, 99
 Vincent, Kary 1990, 91
 Vitek, Richard D. 1935, 36, 37
 Vordenbaumen, Tim 1993, 94
 Vos, Kelly (Trainer) 1997
 Voss, Kenneth R. 1948
 Vrazel, Aaron (Video) 2005, 06

W

Waddle, Percy 1987, 88, 89
 Wade, Brett 2014
 Waguespack, Keith 1994
 Walker, Alvin (Skip) 1972, 73, 74, 75
 Walker, Bill 1986
 Walker, David 1973, 74, 76, 77
 Walker, Derel 2012, 13
 Walker, Elvis 1982
 Walker, George 1966
 Walker, Hardreck 2013, 14, 15, 16
 Walker, Josh 2014, 15
 Walker II, Larry 1993, 94, 95, 96
 Walker, L.E. 1918
 Walker, Shawn 1983, 84
 Walker, Shea 1983, 84, 85, 86
 Walker, Weldon F. 1935
 Walker, William E. 1944
 Walker, William T. 1902, 03, 04, 05
 Wallace, Aaron 1986, 87, 88, 89
 Wallace, Cody 2005, 06, 07
 Wallace, Larry 1991, 93
 Ward, Arland L. 1909
 Ward, Brandon 1994
 Ward, C.E. 1909, 10
 Ward, Shaun 2011, 12
 Ward, Tim 1979, 80, 82
 Ward, Waylon O. 1963, 64
 Ward, William R. 1963
 Ware, Derek 1990
 Wareham, Robert (Trainer) 2006
 Warnke, Carl 1973, 74, 75
 Warren, Justin 2003, 04, 05, 06
 Warren, Ty 1999, 2000, 01, 02
 Washington, Mickey 1987, 88, 89
 Washington, Shaan 2013, 14, 15, 16
 Washington, William H. 1912
 Watkins, Ronald 1981
 Watson, Donald A. 1954, 55, 56
 Watson, Matt (Manager) 1994
 Watson, Steve 1983
 Watts, Armani 2014, 15, 16
 Watts, Arthur P. 1894
 Watts, Claude D. 1925, 26
 Watts, Dale 1968, 69



BRANDON STEWART

Waugh, C.A.	1923, 24
Weaver, Mark	1966, 67
Webb, Duncan	1983, 84, 85
Webb, James	1988, 89, 91
Webb, Randall	2001, 02
Webb, Richmond	1986, 87, 88, 89
Weber, Joe	1999, 2000, 01, 02
Webster, Jason	1996, 97, 98, 99
Webster, J.D.	1940, 41, 42
Weghorst, Allan (Manager)	1985
Weinert, Arthur	1900, 08
Weir, David (Trainer)	1987, 88
Weir, H.B.	1917
Weir, W.C.	1919, 20, 21
Weiss, Joe H.	1964, 65, 66
Welch, Bruce	1973, 74, 75
Welch, F. Barney	1942, 46, 47
Wellborn, Joseph H.	1963, 64, 65
Wells, Gaddy	1967
Wendt, F.T.	1921
Wesley, Brian	2000
Wesley, Dexter	1990, 91, 92, 93
Wesson, T. Euel	1939, 40, 41
West, Donald E.	1964
Westbrook, Wm. A. (Manager)	1962
Westerberg, Tom (Manager)	1984
Westerfield, Ira Dan	1964, 65, 66
Weston, Sean	2000, 01, 02, 03
Whatley, Richard E.	1963, 64, 65
Wheat, Shannon (Trainer)	1984, 85
Wheat, Wayne	1969
Wheeler, Lee (Manager)	1982, 83
Wheeler, Mark	1990, 91
Weisinger, Jeremy	1999
Whistler, Anthony (Trainer)	1997
Whitaker, Richard	2000, 01
White, Finis L.	1939
White, James	2014, 15, 16
White, Joe R.	1937, 38, 39

White, Junior	1991, 92, 93, 94
White, Oscar M.	1945
White, Ryan	2004
Whitehead, Gary	1971, 72
Whitfield, Calvin	1984, 85, 86
Whitfield, John T.	1935, 36
Whitley, Taylor	1999, 2000, 01, 02
Whitmer, Ryan	2009
Whitmore, Jack	1967, 68, 69
Whittaker, Wray W.	1946, 47, 48, 49
Whitwell, Mike	1978, 79, 80, 81
Whyte, James A.	1910
Wiatrek, Tyler (Trainer)	2008
Wickerhan, James B.	1964
Wiebold, Bill	1971, 72
Wiggins, Jonathan	2013, 14
Wiley, J.E.	1943
Wilkinson, Grady	1973, 74, 75, 76
Wilkins, W. Taylor	1934, 35
Willenborg, James C.	1962, 63, 64
Williams, Alonzo	2012, 13, 14, 15
Williams, Andre	1993, 94, 95, 96
Williams, Anthony	1989, 90
Williams, Brandon	2013, 14, 15
Williams, Brandon (Trainer)	1995
Williams, Cedric	1993
Williams, Chris (Manager)	2004
Williams, Cody	2008, 09
Williams, Doug	1984, 85
Williams, Garrick	2008, 09, 10, 11
Williams, George	1939
Williams, Greg	1980, 81, 82
Williams, Jackie	1973, 74, 75
Williams, JaQuay	2013
Williams, Jimmie	1980, 81, 82, 83
Williams, J. Maurice	1939
Williams, K.J.	2008, 09
Williams, Lee (Manager)	1995, 96
Williams, LeKendrick	2012

Williams, Michael	1975, 76, 77
Williams, Michael	1996, 97
Williams, Pat	1995, 96
Williams, Reggie	1973, 74
Williams, Robert H.	1941, 42
Williams, Sammy	1968
Williams, T.J.	1905
Williams, Trayveon	2016
Williams, Trey	2012, 13, 14
Williams, Vincent	2008, 09
Williams, W.B.	1931, 32
Williamson, Drew	2008
Willis, Nicholas W.	1934, 35
Willis, Priest	2016
Willoughby, Jack (Manager)	1971
Wilson, Donovan	2014, 15, 16
Wilson, E.S.	1916, 17, 18, 19
Wilson, Fay	1923, 24, 25
Wilson, Jeff	1997
Wilson, Kevin	2015
Wilson, Matt	1984, 85, 86, 87
Wilson, Richard O.	1922, 23
Wilson, Robert	1988, 89, 90
Wilson, Roy D. (Trainer)	1963
Wilson, Sean	1987, 88, 89, 90
Wilson, T.F.	1920, 21, 22, 23
Wilson, W.W.	1924
Winkler, Andrew	1897, 98
Winkler, James C.	1945, 46, 47, 48
Winkler, Lawrence E.	1952, 53, 54
Winn, W.E.	1921
Withers, John	1982
Wolf, Herbert J.	1954, 55
Wolf, William M.	1930
Wolridge, Andrew	2010, 11
Wood, Frank M.	1939
Wood, Jeff	2008, 09
Wood, Joe	1966
Wood, Ken	2009, 10, 11

Wood, Kristen (Trainer)	1995
Woods, Jesse	2004
Woodard, George	1975, 76, 77, 79
Woodard, Mike (Trainer)	1976
Woods, Fred	2003
Woodfin, Jim (Manager)	1986, 87, 88
Woodland, Sully	1932, 33
Woodman, Cory N.	1904, 06
Woodman, James O.	1930
Woodman, V.W.	1925, 26
Woods, Jesse	2002
Woodside, Keith	1983, 85, 86, 87
Woodum, Allen	2012
Woodriddle, Toron	2002
Work, Chris	1988
Worthing, Evan E.	1901, 02
Wright, Anthony	2002
Wright, Charlie E.	1943, 46, 47, 48
Wright, Delvin	1997
Wright, Don	1977, 78
Wright, Fred G. t.	1935
Wright, James	1955, 56, 57
Wright, Larry	1973
Wright, R.C.	1943, 46
Wright, Richard H.	1932
Wright, Will	1979, 80, 81, 82
Wurzback, Mark	1984, 85, 86
Wyatt, Sherrod	1994, 96
Wylie, H.P.	1926
Wylie, Randy	1983, 84, 85

Young, Jacob	2003, 04
Young, Roy O.	1935, 36, 37
Young, Stephen	1997, 98, 99, 2000

Z

Zachery, James	1977, 78, 79
Zachry, Ben	1984, 85
Zapalac, Willie F.	1941, 42, 46
Zarafonets, George H.	1928, 29
Zedler, Otto F. (Manager)	1916
Zuch, Howard W.	1951, 52

Y

Yates, Billy	1999, 2000, 01, 02
Yates, Paul T.	1944
Yeagain, C.W.	1944, 45
Yeoman, William F.	1945
Yocum, Gill	1971
Yoder, Chris	2004, 05, 06, 07
Young, Gary	1976



TY WARREN

HISTORY

TEXAS A&M'S BOWL HISTORY (17-21)

YEAR	BOWL	DATE	LOCATION	STADIUM	RESULT
2016	Texas	Dec. 28, 2016	Houston, Texas	NRG Stadium	Kansas State.....33 A&M..... 28
2015	Music City	Dec. 30, 2015	Nashville, Tenn.	Nissan Stadium	Louisville.....27 A&M..... 21
2014	Liberty	Dec. 29, 2014	Memphis, Tenn.	Liberty Stadium	A&M.....45 West Virginia..... 37
2013	Chick-fil-A	Dec. 31, 2013	Atlanta, Ga.	Georgia Dome	A&M.....52 Duke..... 48
2013	Cotton	Jan. 4, 2013	Arlington, Texas	Cowboys Stadium	A&M.....41 Oklahoma..... 13
2011	Texas	Dec. 31, 2011	Houston, Texas	Reliant Stadium	A&M.....33 Northwestern..... 22
2011	Cotton	Jan. 7, 2011	Arlington, Texas	Cowboys Stadium	LSU.....41 A&M..... 24
2009	Independence	Dec. 28, 2009	Shreveport, La.	Independence Stadium	Georgia.....44 A&M..... 20
2007	Alamo	Dec. 29, 2007	San Antonio, Texas	Alamodome	Penn State.....24 A&M..... 17
2006	Holiday	Dec. 28, 2006	San Diego, Calif.	Qualcomm Stadium	California.....45 A&M..... 10
2005	Cotton	Jan. 1, 2005	Dallas, Texas	Cotton Bowl	Tennessee.....38 A&M..... 7
2001	Houston	Dec. 28, 2001	Houston, Texas	Astrodome	A&M.....28 TCU..... 9
2000	Independence	Dec. 31, 2000	Shreveport, La.	Independence Stadium	Mississippi State.....43 OT A&M..... 41
1999	Sugar	Jan. 1, 1999	New Orleans, La.	Superdome	Ohio State.....24 A&M..... 14
1999	Alamo	Dec. 28, 1999	San Antonio, Texas	Alamodome	Penn State.....24 A&M..... 0
1998	Cotton	Jan. 1, 1998	Dallas, Texas	Cotton Bowl	UCLA.....29 A&M..... 23
1995	Alamo	Dec. 29, 1995	San Antonio, Texas	Alamodome	A&M.....22 Michigan..... 20
1994	Cotton	Jan. 1, 1994	Dallas, Texas	Cotton Bowl	Notre Dame.....24 A&M..... 21
1993	Cotton	Jan. 1, 1993	Dallas, Texas	Cotton Bowl	Notre Dame.....28 A&M..... 3
1992	Cotton	Jan. 1, 1992	Dallas, Texas	Cotton Bowl	Florida State.....10 A&M..... 2
1990	Holiday	Dec. 29, 1990	San Diego, Calif.	Jack Murphy Stadium	A&M.....65 BYU..... 14
1989	Sun	Dec. 30, 1989	El Paso, Texas	Sun Bowl	Pittsburgh.....31 A&M..... 28
1988	Cotton	Jan. 1, 1988	Dallas, Texas	Cotton Bowl	A&M.....35 Notre Dame..... 10
1987	Cotton	Jan. 1, 1987	Dallas, Texas	Cotton Bowl	Ohio State.....28 A&M..... 12
1986	Cotton	Jan. 1, 1986	Dallas, Texas	Cotton Bowl	A&M.....36 Auburn..... 16
1981	Independence	Dec. 12, 1981	Shreveport, La.	Fair Park Stadium	A&M.....33 Oklahoma State..... 16
1978	Hall of Fame	Dec. 20, 1978	Birmingham, Ala.	Legion Field	A&M.....28 Iowa State..... 12
1977	Bluebonnet	Dec. 31, 1977	Houston, Texas	Astrodome	USC.....47 A&M..... 28
1977	Sun	Jan. 2, 1977	El Paso, Texas	Sun Bowl	A&M.....37 Florida..... 14
1975	Liberty	Dec. 22, 1975	Memphis, Tenn.	Liberty Bowl	USC.....20 A&M..... 0
1968	Cotton	Jan. 1, 1968	Dallas, Texas	Cotton Bowl	A&M.....20 Alabama..... 16
1957	Gator	Dec. 27, 1957	Jacksonville, Fla.	Gator Bowl	Tennessee.....3 A&M..... 0
1950	Presidential Cup	Dec. 8, 1950	College Park, Md.	Byrd Stadium	A&M.....40 Georgia..... 20
1944	Orange	Jan. 1, 1944	Miami, Fla.	Orange Bowl	LSU.....19 A&M..... 14
1942	Cotton	Jan. 1, 1942	Dallas, Texas	Cotton Bowl	Alabama.....29 A&M..... 21
1941	Cotton	Jan. 1, 1941	Dallas, Texas	Cotton Bowl	A&M.....13 Fordham..... 12
1940	Sugar	Jan. 1, 1940	New Orleans, La.	Tulane Stadium	A&M.....14 Tulane..... 13
1922	Dixie Classic	Jan. 2, 1922	Dallas, Texas	Fair Park	A&M.....22 Centre College..... 14

A Centre College runner (dark jersey) is stopped on the A&M 1-yard line. A&M's T.F. "Puny" Wilson is No. 3 and Cap Murrah is No. 11. Wilson was the hero of the 1922 Dixie Classic, scoring two touchdowns and a safety as the Aggies posted a huge upset.



A&M IN RANKED-TEAM GAMES

2016

S 3	A&M	#16	UCLA (OT)	W	31-24
S 10	#20	A&M	Prairie View A&M	W	67-0
S 17	#17	A&M	at Auburn	W	29-16
S 24	#10	A&M	vs. #17 Arkansas	W	45-24
O 1	#9	A&M	at South Carolina	W	24-13
O 8	#8	A&M	#9 Tennessee (2OT)	W	45-38
O 22	#6	A&M	at #1 Alabama	L	14-33
O 29	#9	A&M	New Mexico State	W	52-10
N 5	#7	A&M	at Mississippi State	L	28-35
N 12	#10	A&M	Ole Miss	L	28-29
N 19	#23	A&M	UTSA	W	23-10
N 24	#22	A&M	#25 LSU	L	39-54

2015

A 28	A&M	#15	Arizona State	W	38-17
S 6	#16	A&M	Ball State	W	56-23
S 13	#17	A&M	Nevada	W	44-27
S 20	#14	A&M	vs. Arkansas	W	28-21
S 27	#14	A&M	#21 Mississippi State	W	30-17
O 4	#9	A&M	at #10 Alabama	L	23-41
O 11	#15	A&M	#24 Ole Miss	L	3-23
O 18	#25	A&M	at Auburn	L	10-26

2014

A 28	#21	A&M	#9 South Carolina	W	58-28
S 6	#9	A&M	Lamar	W	73-3
S 13	#7	A&M	Rice	W	38-10
S 20	#6	A&M	at SMU	W	58-6
S 27	#6	A&M	vs. Arkansas	W	35-28
O 4	#6	A&M	at #12 Mississippi State	L	31-48
O 11	#14	A&M	#3 Ole Miss	L	20-35
O 18	#21	A&M	at #7 Alabama	L	0-59
N 8	A&M	at #3 Auburn	W	41-38	

2013

A 31	#6	A&M	NR Rice	W	52-31
S 07	#6	A&M	NR Sam Houston State	W	65-28
S 14	#6	A&M	#1 Alabama	L	42-49
S 21	#9	A&M	NR SMU	W	42-13
S 27	#9	A&M	at NR Arkansas	W	45-33
O 12	#9	A&M	at NR Ole Miss	W	41-38
O 19	#7	A&M	#24 Auburn	L	41-45
O 26	#15	A&M	NR Vanderbilt	W	56-24
N 02	#14	A&M	NR UTEP	W	57-7
N 09	#13	A&M	NR Mississippi State	W	51-41
N 23	#10	A&M	at #18 LSU	L	10-34
N 30	#21	A&M	at #5 Missouri	L	21-28
D 31*	#20	A&M	vs #22 Duke	W	52-48

* Chick-fil-a Bowl, Atlanta, Ga.

2012

S 06	RV	A&M	#24 Florida	L	17-20
O 13^	#22	A&M	vs #23 Louisiana Tech	W	59-57
O 20	#20	A&M	#6 LSU	L	19-24
O 27	#22	A&M	at NR Auburn	W	63-21
N 03	#16	A&M	at #17 Mississippi State	W	38-13
N 10	#15	A&M	at #1 Alabama	W	29-24
N 17	#9	A&M	NR Sam Houston State	W	47-28
N 24	#9	A&M	NR Missouri	W	59-29
J 04*	#9	A&M	vs #13 Oklahoma	W	41-13

^ at Shreveport, La. * Cotton Bowl, Arlington, Texas

2011

S 04	#8	A&M	NR SMU	W	46-14
S 17	#9	A&M	NR Idaho	W	37-7
S 24	#8	A&M	#7 Oklahoma St	L	29-30
O 01	#14	A&M	vs #18 Arkansas	L	38-42
O 08	#24	A&M	at NR Texas Tech	W	45-40
O 15	#21	A&M	#20 Baylor	W	55-28
O 22	#17	A&M	at NR Iowa St	W	33-17
O 29	#16	A&M	NR Missouri (OT)	L	31-38
N 05	NR	A&M	at #7 Oklahoma	L	25-41
N 12	NR	A&M	at #17 Kansas St (4OT)	L	50-53

2010

O 09	NR	A&M	vs #11 Arkansas	L	17-24
O 16	NR	A&M	#21 Missouri	L	9-30
N 20	#18	A&M	#9 Nebraska	W	9-6
N 25	#17	A&M	at NR Texas	W	24-17
J 07*	#17	A&M	vs #11 LSU	L	24-41

* Cotton Bowl, Arlington, Texas

ENTERING THE 2017 SEASON

Total Times Ranked 353

Times Ranked No. 1 7

(most recent Nov. 16, 1957)

Record as a ranked team 232-98-7

Weeks Ranked By Decade

1936-39 12	1960-69 2	1990-99	... 120
1940-49 22	1970-79 49	2000-09 30
1950-59 37	1980-89 33	2010-19 66

2009

O 10	NR	A&M	#15 Oklahoma St.	L	31-36
O 24	NR	A&M	at #21 Texas Tech	W	52-30
N 26	NR	A&M	#3 Texas	L	39-49

2008

O 04	NR	A&M	at #21 Oklahoma St	L	28-56
O 18	NR	A&M	#7 Texas Tech	L	25-43
N 08	NR	A&M	#6 Oklahoma	L	28-66
N 27	NR	A&M	at #4 Texas	L	9-49

2007

S 01	#25	A&M	NR Montana St	W	38-7
S 08	#23	A&M	NR Fresno St (3OT)	W	47-45
S 15	#25	A&M	NR UL-Monroe	W	54-14
S 20	#20	A&M	at NR Miami (Fla.)	L	17-34
O 27	NR	A&M	#12 Kansas	L	11-19
N 03	NR	A&M	at #5 Oklahoma	L	14-42
N 10	NR	A&M	at #7 Missouri	L	26-40
N 23	NR	A&M	#12 Texas	W	38-30

2006

O 14	NR	A&M	#19 Missouri	W	25-19
O 21	#25	A&M	at NR Okla. State (OT)	W	34-33
O 28	#22	A&M	at NR Baylor	W	31-21
N 04	#21	A&M	#18 Oklahoma	L	16-17
N 11	#24	A&M	NR Nebraska	L	27-28
N 24	NR	A&M	at #11 Texas	W	12-7
D 28*	#21	A&M	vs #20 California	L	10-45

* Holiday Bowl, San Diego, Calif.

2005

S 03	#17	A&M	at NR Clemson	L	24-25
N 25	NR	A&M	#2 Texas	L	29-40

2004

S 02	NR	A&M	at #19 Utah	L	21-41
O 16	#23	A&M	at #15 Oklahoma St.	W	36-20
O 23	#17	A&M	NR Colorado (OT)	W	29-26
O 30	#17	A&M	at NR Baylor (OT)	L	34-35
N 06	NR	A&M	#2 Oklahoma	L	35-42
N 13	#22	A&M	NR Texas Tech (OT)	W	32-25
N 25	#22	A&M	at #5 Texas	L	13-26
J 01*	#20	A&M	#15 Tennessee	L	7-38

* Cotton Bowl, Dallas, Texas

2003

S 18	NR	A&M	at #8 Virginia Tech	L	19-35
S 27	NR	A&M	#17 Pittsburgh	L	26-37
O 18	NR	A&M	at #14 Nebraska	L	12-48
O 25	NR	A&M	#18 Oklahoma St.	L	10-38
N 08	NR	A&M	at #1 Oklahoma	L	0-77
N 28	NR	A&M	#6 Texas	L	15-46

2002

A 31	#23	A&M	NR La.-Lafayette	W	31-7
S 07	#20	A&M	at NR Pittsburgh	W	14-12
S 21	#19	A&M	#7 Virginia Tech	L	3-13
S 28	#24	A&M	NR Louisiana Tech	W	31-3
O 05	#23	A&M	NR Texas Tech (OT)	L	47-48
N 09	NR	A&M	#1 Oklahoma	W	30-26
N 29	NR	A&M	at #10 Texas	L	20-50

2001

O 06	#24	A&M	NR Baylor	W	16-10
O 13	#25	A&M	at #20 Colorado	L	21-31
N 03	#24	A&M	at NR Texas Tech	L	0-12
N 10	NR	A&M	at #3 Oklahoma	L	10-31
N 23	NR	A&M	#5 Texas	L	7-21

2000

S 04	#25	A&M	at NR Notre Dame	L	10-24
O 28	NR	A&M	#10 Kansas State	W	26-10
N 04	#24	A&M	at NR Oklahoma State	W	21-16
N 11	#23	A&M	#1 Oklahoma	L	31-35
N 24	#22	A&M	at #12 Texas	L	17-43

1999

S 04^	#7	A&M	vs NR La. Tech	W	37-17
S 18	#7	A&M	NR Tulsa	W	62-13
S 25	#5	A&M	NR Southern Miss	W	23-6
O 02	#5	A&M	at NR Texas Tech	L	19-21
O 09	#13	A&M	NR Baylor	W	45-13
O 16	#11	A&M	NR Kansas	W	34-17
O 23	#23	A&M	at NR Oklahoma	L	6-51
O 30	#18	A&M	NR Oklahoma State	W	21-3
N 06	#18	A&M	at #9 Nebraska	L	0-37
N 13	#23	A&M	NR Missouri	W	51-14
N 26	#17	A&M	#5 Texas	W	20-16
D 27*	#18	A&M	vs #13 Penn State	L	0-24

^ at Shreveport, La. * Alamo Bowl, San Antonio, Texas

1998

A 31+	#14	A&M	vs #2 Florida St.	L	14-23
S 12	#18	A&M	NR Louisiana Tech	W	28-7
S 19	#17	A&M	at NR Southern Miss	W	24-6
S 26	#17	A&M	NR North Texas	W	28-9
O 03	#18	A&M	at NR Kansas	W	24-21
O 10	#18	A&M	#2 Nebraska	W	28-21
O 17	#10	A&M	at NR Baylor	W	35-14
O 24	#8	A&M	#25 Texas Tech	W	17-10
O 31	#8	A&M	at NR Oklahoma St.	W	17-6
N 07	#7	A&M	NR Oklahoma	W	29-0
N 14	#6	A&M	#13 Missouri	W	17-14
N 27	#6	A&M	at NR Texas	L	24-26
D 05^	#10	A&M	vs #2 Kansas St (2OT)	W	36-33
J 01*	#8	A&M	vs #3 Ohio State	L	24-14

+ Kickoff Classic, East Rutherford, N.J.

^ Big 12 Championship, St. Louis. * Sugar Bowl, New Orleans, La.

1997

S 27+	#18	A&M	vs NR North Texas	W	36-10
O 04	#17	A&M	at #16 Colorado	W	16-10
O 11	#13	A&M	NR Iowa State	W	56-17
O 18	#14	A&M	at #20 Kansas State	L	17-36
O 18	#20	A&M	at NR Texas Tech	L	13-16
N 01	#25	A&M	#19 Okla. State (OT)	W	28-25
N 08	#21	A&M	NR Baylor	W	38-10
N 15	#18	A&M	at NR Oklahoma	W	51-7
N 28	#15	A&M	NR Texas	W	27-16
D 06^	#14	A&M	vs #2 Nebraska	L	15-54
J 01*	#20	A&M	vs #5 UCLA	L	23-29

+ at Texas Stadium, Irving.

^ Big 12 Championship, San Antonio. * Cotton Bowl, Dallas, Texas

1996

A 24	#12	A&M	at NR BYU	L	37-41
S 14	#25	A&M	at NR SW Louisiana	L	22-29
S 28	NR	A&M	#12 Colorado	L	10-24
O 19	NR	A&M	#19 Kansas State	L	20-23

HISTORY

1995

S 02	#3	A&M	NR	LSU	W	33-17
S 09	#3	A&M		<i>open date</i>		
S 16	#3	A&M	NR	Tulsa	W	52-9
S 23	#3	A&M	at #7	Colorado	L	21-29
S 30	#10	A&M		<i>open date</i>		
O 07	#8	A&M	at NR	Texas Tech	L	7-14
O 14	#22	A&M	NR	SMU	W	20-17
O 21	#22	A&M	at NR	Baylor	W	24-9
O 28	#19	A&M	NR	Houston	W	31-7
N 04	#17	A&M		<i>open date</i>		
N 09	#18	A&M	at NR	Rice	W	20-17
N 18	#15	A&M	NR	Middle Tenn. St.	W	56-14
N 25	#16	A&M	at NR	TCU	W	38-6
D 02	#16	A&M	#6	Texas	L	6-16
D 09	#19	A&M		<i>open date</i>		
D 29*	#19	A&M	vs #14	Michigan	W	22-20

* Alamo Bowl, San Antonio, Texas

1994

S 03	#15	A&M	at NR	LSU	W	18-13
S 10	#16	A&M	#15	Oklahoma	W	36-14
S 17	#14	A&M		<i>open date</i>		
S 24	#12	A&M	NR	Southern Miss	W	41-17
O 01	#10	A&M	NR	Texas Tech	W	23-17
O 08	#10	A&M	at NR	Houston	W	38-7
O 15	#7	A&M	NR	Baylor	W	41-21
O 22	#6	A&M	NR	Rice	W	7-0
O 29*	#7	A&M	vs NR	SMU	T	21-21
N 05	#11	A&M	at NR	Texas	W	34-10
N 12	#9	A&M	at NR	Louisville	W	26-10
N 19	#9	A&M	NR	TCU	W	34-17
N 26	#8	A&M		<i>open date</i>		
D 03	#8	A&M		<i>open date</i>		

^ Alamodome, San Antonio, Texas

1993

S 05	#5	A&M	NR	LSU	W	24-0
S 12	#5	A&M	at #17	Oklahoma	L	14-44
S 19	#16	A&M	NR	Missouri	W	73-0
S 26	#14	A&M		<i>open date</i>		
O 02	#14	A&M	at NR	Texas Tech	W	31-6
O 09	#14	A&M	NR	Houston	W	34-10
O 16	#13	A&M	at NR	Baylor	W	34-17
O 23	#11	A&M	at NR	Rice	W	38-10
O 30	#11	A&M	NR	SMU	W	37-13
N 06	#10	A&M		<i>open date</i>		
N 13	#11	A&M	#20	Louisville	W	42-7
N 20	#10	A&M	at NR	TCU	W	59-3
N 25	#8	A&M	NR	Texas	W	18-9
D 05	#7	A&M		<i>open date</i>		
J 01*	#7	A&M	vs #4	Notre Dame	L	21-24

* Cotton Bowl, Dallas, Texas

1992

A 26	#7	A&M	#17	Stanford	W	10-7
S 05	#7	A&M	at NR	LSU	W	31-22
S 12	#7	A&M	NR	Tulsa	W	19-9
S 19	#5	A&M	at NR	Missouri	W	26-13
S 26	#5	A&M		<i>open date</i>		
O 03	#5	A&M	NR	Texas Tech	W	19-17
O 10	#5	A&M		<i>open date</i>		
O 17	#5	A&M	NR	Rice	W	35-9
O 24	#5	A&M	NR	Baylor	W	19-13
O 31	#5	A&M	at NR	SMU	W	41-7
N 07	#5	A&M	NR	Louisville	W	40-18
N 12	#4	A&M	at NR	Houston	W	38-30
N 21	#4	A&M	NR	TCU	W	37-10
N 26	#4	A&M	at NR	Texas	W	34-13
D 05	#4	A&M		<i>open date</i>		
J 01*	#4	A&M	vs #5	Notre Dame	L	3-28

* Cotton Bowl, Dallas.

1991

S 14	#20	A&M	NR	LSU	W	45-7
S 21	#15	A&M	at NR	Tulsa	L	34-35
O 05	#23	A&M	at NR	Texas Tech	W	37-14
O 12	#21	A&M		<i>open date</i>		
O 19	#19	A&M	at #16	Baylor	W	34-12
O 26	#13	A&M	NR	Houston	W	27-18
N 02	#12	A&M	at NR	Rice	W	38-21
N 07	#12	A&M	at NR	TCU	W	44-7
N 16	#13	A&M	NR	Arkansas	W	13-3
N 23	#12	A&M	NR	SMU	W	65-6
N 28	#10	A&M	NR	Texas	W	31-14
D 07	#9	A&M		<i>open date</i>		
J 01*	#9	A&M	vs #5	Florida State	L	2-10

* Cotton Bowl, Dallas, Texas

1990

S 01	#13	A&M	at NR	Hawai'i	W	28-13
S 15	#12	A&M	NR	SW Louisiana	W	63-14
S 22	#12	A&M	NR	North Texas	W	40-8
S 29	#11	A&M	at NR	LSU	L	8-17
O 06	#19	A&M	NR	Texas Tech	W	28-24
O 13	#20	A&M	at #12	Houston	L	31-36
O 20	#25	A&M	NR	Baylor	T	20-20
D 01	NR	A&M	at #5	Texas	L	27-28
D 30*	NR	A&M	vs #13	BYU	W	65-14

* Holiday Bowl, San Diego, Calif.

1989

S 02	NR	A&M	#7	LSU	W	28-16
S 09	#15	A&M	at NR	Washington	L	6-19
S 16	#21	A&M	at NR	TCU	W	44-7
S 30	#22	A&M	NR	Southern Miss	W	31-14
O 07	#19	A&M	at NR	Texas Tech	L	24-27
O 14	NR	A&M	#8	Houston	W	17-13
O 21	#23	A&M	at NR	Baylor	W	14-11
O 28	#21	A&M	at NR	Rice	W	45-7
N 04	#20	A&M	NR	SMU	W	63-14
N 24	#14	A&M	#10	Arkansas	L	22-23
D 02	#16	A&M	NR	Texas	W	21-10
D 30*	#16	A&M	vs #23	Pittsburgh	L	28-31

* John Hancock Bowl, El Paso, Texas.

1988

A 27*	#10	A&M	vs #2	Nebraska	L	14-23
S 03	#11	A&M	at #17	LSU	L	0-27
S 24	NR	A&M	at #18	Oklahoma St.	L	15-52
N 12	NR	A&M	at #11	Arkansas	L	20-25
D 01	NR	A&M	#20	Alabama	L	10-30

^ Kickoff Classic, East Rutherford, N.J.

1987

S 05	#15	A&M	#6	LSU	L	3-17
S 19	NR	A&M	#10	Washington	W	29-12
S 26	#16	A&M	at NR	Southern Miss	W	27-14
O 03	#15	A&M	at NR	Texas Tech	L	21-27
N 14	#19	A&M	#20	Arkansas	W	14-0
N 21	#16	A&M	at NR	TCU	W	42-23
N 26	#15	A&M	NR	Texas	W	20-13
J 01*	#15	A&M	vs #13	Notre Dame	W	35-10

* Cotton Bowl, Dallas, Texas

1986

S 13	#7	A&M	at #14	LSU	L	17-35
S 20	#16	A&M	NR	N. Texas State	W	48-28
S 27	#14	A&M	NR	Southern Miss	W	16-3
O 04	#14	A&M	NR	Texas Tech	W	45-8
O 11	#14	A&M	at NR	Houston	W	19-7
O 18	#11	A&M	#20	Baylor	W	31-30
O 25	#10	A&M	NR	Rice	W	45-10
N 01	#10	A&M	at NR	SMU	W	39-35
N 15	#7	A&M	at #17	Arkansas	L	10-14
N 22	#13	A&M	NR	TCU	W	74-10
N 27	#10	A&M	at NR	Texas	W	16-3
J 01*	#8	A&M	vs #11	Ohio State	L	12-28

* Cotton Bowl, Dallas, Texas

1985

S 14	NR	A&M	at #20	Alabama	L	10-23
O 19	NR	A&M	at #14	Baylor	L	13-20
N 02	NR	A&M	#19	SMU	W	19-17
N 16*	NR	A&M	at #9	Arkansas	W	10-6
N 23	#19	A&M	at NR	TCU	W	53-6
N 28	#15	A&M	#18	Texas	W	42-10
J 01*	#11	A&M	#16	Auburn	W	36-16

^ at Little Rock. * Cotton Bowl, Dallas, Texas

1984

N 03	NR	A&M	at #19	SMU	L	20-28
N 24	NR	A&M	#17	TCU	W	35-21
D 01	NR	A&M	at #13	Texas	W	37-12

1983

O 29	NR	A&M	#10	SMU	L	7-10
N 25	NR	A&M	#2	Texas	L	13-45

1982

O 30	NR	A&M	at #4	SMU	L	9-47
N 13	NR	A&M	at #10	Arkansas	L	0-35
N 25	NR	A&M	at #14	Texas	L	16-53

1981

O 31	NR	A&M	#13	SMU	L	7-27
N 14	NR	A&M	#16	Arkansas	L	7-10
N 26	NR	A&M	#7	Texas	L	13-21

1980

S 13	NR	A&M	at #12	Georgia	L	0-42
S 20	NR	A&M	#11	Penn State	L	9-25
O 18	NR	A&M	#13	Baylor	L	7-46
N 01	NR	A&M	at #19	SMU	L	0-27

1979

S 08*	#14	A&M	vs NR	BYU	L	17-18
S 22	NR	A&M	at #6	Penn State	W	27-14
O 13	NR	A&M	#7	Houston	L	14-17
N 17	NR	A&M	#9	Arkansas	L	10-22
D 01	NR	A&M	#6	Texas	W	13-7

^ at Houston, Texas

1978

S 09	#16	A&M	at NR	Kansas	W	37-10
S 23	#9	A&M	at NR	Boston College	W	37-2
S 30	#8	A&M	NR	Memphis State	W	58-0
O 07	#7	A&M	NR	Texas Tech	W	38-9
O 14	#6	A&M	at #17	Houston	L	0-33
O 21	#12	A&M	NR	Baylor	L	6-24
N 18	NR	A&M	at #13	Arkansas	L	7-26
D 01	NR	A&M	at #14	Texas	L	7-22
D 20*	NR	A&M	vs #19	Iowa State	W	28-12

* Hall of Fame Bowl, Birmingham, Ala.

1977

S 10	#9	A&M	NR	Kansas	W	28-14
S 17	#7	A&M	at NR	Virginia Tech	W	27-6
S 24	#6	A&M	at #7	Texas Tech	W	33-17
O 01	#5	A&M	at #3	Michigan	L	3-41
O 15	#13	A&M	at NR	Baylor	W	38-31
O 22	#12	A&M	at NR	Rice	W	28-14
O 29	#12	A&M	NR	SMU	W	38-21
N 12	#11	A&M	#8	Arkansas	L	20-26
N 19	#14	A&M	at NR	TCU	W	52-23
N 25	#12	A&M	#1	Texas	L	28-57
D 03	#17	A&M	NR	Houston	W	27-7
D 31*	#17	A&M	vs #20	USC	L	28-47

* Bluebonnet Bowl, Houston, Texas

1976

S 11	#14	A&M	NR	Virginia Tech	W	19-0
S 18	#11	A&M	NR	Kansas State	W	34-14
S 25	#9	A&M	at NR	Houston	L	10-21
O 09	#17	A&M	#15	Texas Tech	L	16-27
N 13	#17	A&M	at #14	Arkansas	W	31-10
N 20	#11	A&M	NR	TCU	W	59-10
N 26	#11	A&M	at NR	Texas	W	27-3
J 03*	#10	A&M	vs NR	Florida	W	37-14

* Sun Bowl, El Paso, Texas.

1975

S 13	#9	A&M	NR	Ole Miss	W	7-0
S 20	#11	A&M	at NR	LSU	W	39-8
S 27	#8	A&M	NR	Illinois	W	43-13
O 04	#6	A&M	at NR	Kansas State	W	10-0
O 11	#6	A&M	at NR	Texas Tech	W	38-9
O 18	#5	A&M	at NR	TCU	W	14-6
O 25	#5					

1973

S 22	NR	A&M at #11	LSU	L	23 - 28
N 22	NR	A&M #11	Texas	L	13 - 42

1972

S 16	NR	A&M at #9	Nebraska	L	7 - 37
S 23	NR	A&M at #9	LSU	L	17 - 42
N 04	NR	A&M #20	Arkansas	W	10 - 7
N 24	NR	A&M at #6	Texas	L	3 - 38

1971

S 25	NR	A&M at #1	Nebraska	L	7 - 34
O 30	NR	A&M at #8	Arkansas	W	17 - 9
N 25	NR	A&M #12	Texas	L	14 - 34

1970

S 19	NR	A&M at #12	LSU	W	20 - 18
S 26	NR	A&M at #1	Ohio State	L	13 - 56
O 03	NR	A&M at #8	Michigan	L	10 - 14
O 31	NR	A&M #8	Arkansas	L	6 - 45
N 26	NR	A&M at #1	Texas	L	14 - 52

1969

N 01	NR	A&M at #4	Arkansas	L	13 - 35
N 27	NR	A&M #1	Texas	L	12 - 49

1968

S 21	#13	A&M at #18	LSU	L	12 - 13
O 05	#17	A&M at NR	Florida State	L	14 - 20
N 02	NR	A&M #17	Arkansas	L	22 - 25
N 28	NR	A&M at #6	Texas	L	14 - 35

1967

J 01*	NR	A&M vs #8	Alabama	W	20 - 16
-------	----	-----------	---------	---	---------

* Cotton Bowl, Dallas.

1966

O 29	NR	A&M #9	Arkansas	L	0 - 34
------	----	--------	----------	---	--------

1965

S 18	NR	A&M at #8	LSU	L	0 - 10
O 30	NR	A&M at #2	Arkansas	L	0 - 31

1964

O 31	NR	A&M #4	Arkansas	L	0 - 17
N 26	NR	A&M at #5	Texas	L	7 - 26

1963

N 28	NR	A&M #1	Texas	L	13 - 15
------	----	--------	-------	---	---------

1962

S 22	NR	A&M at #5	LSU	L	0 - 21
N 03	NR	A&M #8	Arkansas	L	7 - 17
N 22	NR	A&M at #4	Texas	L	3 - 13

1961

N 23	NR	A&M #5	Texas	L	0 - 25
------	----	--------	-------	---	--------

1960

O 22	NR	A&M at #7	Baylor	L	0 - 14
O 29	NR	A&M at #12	Arkansas	L	3 - 7
N 12	NR	A&M at #16	Rice	L	14 - 21

1959

S 19	NR	A&M at #19	Michigan St.	W	9 - 7
O 31	NR	A&M at #17	Arkansas	L	7 - 12
N 26	NR	A&M #4	Texas	L	17 - 20

1958

S 20	#20	A&M NR	Texas Tech	L	14 - 15
O 18	NR	A&M #20	TCU	L	8 - 24
N 08	NR	A&M at #20	SMU	L	0 - 33

1957

S 21^	#2	A&M vs NR	Maryland	W	21 - 13
S 28	#2	A&M NR	Texas Tech	W	21 - 0
O 05	#5	A&M at NR	Missouri	W	28 - 0
O 12	#3	A&M NR	Houston	W	28 - 6
O 19	#3	A&M at NR	TCU	W	7 - 6
O 26	#2	A&M at NR	Baylor	W	14 - 0
N 02	#1	A&M at #11	Arkansas	W	7 - 6
N 09	#1	A&M NR	SMU	W	19 - 6
N 16	#1	A&M at #20	Rice	L	6 - 7
N 28	#4	A&M NR	Texas	L	7 - 9
D 31*	#8	A&M vs #13	Tennessee	L	0 - 3

^ at Dallas. * Gator Bowl, Jacksonville, Fla.

1956

S 22	#9	A&M NR	Villanova	W	19 - 0
S 29	#11	A&M at NR	LSU	W	9 - 6
O 06	#11	A&M NR	Texas Tech	W	40 - 7
O 13	#9	A&M at NR	Houston	T	14 - 14
O 20	#14	A&M #4	TCU	W	7 - 6
O 27	#7	A&M #8	Baylor	W	19 - 13
N 03	#5	A&M NR	Arkansas	W	27 - 0
N 10	#5	A&M at NR	SMU	W	33 - 7
N 17	#5	A&M at NR	Rice	W	21 - 7
N 29	#4	A&M at NR	Texas	W	34 - 21

1955

S 17	NR	A&M at #1	UCLA	L	0 - 21
S 24	NR	A&M at #16	LSU	W	28 - 0
O 15	#19	A&M at #7	TCU	W	19 - 16
O 22	#12	A&M at #16	Baylor	W	19 - 7
O 29	#11	A&M at NR	Arkansas	T	7 - 7
N 05	#12	A&M NR	SMU	W	13 - 2
N 12	#9	A&M at NR	Rice	W	20 - 12
N 24	#8	A&M NR	Texas	L	6 - 21

1954

S 18	NR	A&M #19	Texas Tech	L	9 - 41
O 30	NR	A&M #4	Arkansas	L	7 - 14

1953

O 03	NR	A&M #18	Georgia	W	14 - 12
O 24	#15	A&M at #6	Baylor	L	13 - 14
N 14	NR	A&M at #16	Rice	L	7 - 34
N 26	NR	A&M #11	Texas	L	12 - 21

1952

S 27	NR	A&M at #1	Michigan St.	L	6 - 48
N 27	NR	A&M at #10	Texas	L	12 - 32

1951

S 30	#6	A&M at NR	UCLA	W	21 - 14
O 06	#10	A&M NR	Texas Tech	W	20 - 7
O 13	#4	A&M #11	Oklahoma	W	14 - 7
O 20	#6	A&M at NR	TCU	L	14 - 20
O 27	#16	A&M at #7	Baylor	T	21 - 21
N 03	#18	A&M at NR	Arkansas	L	21 - 33
N 29	NR	A&M #16	Texas	W	22 - 21

1950

S 30	NR	A&M at #6	Oklahoma	L	28 - 34
O 28	#13	A&M NR	Baylor	L	20 - 27
N 11	NR	A&M at #7	SMU	W	25 - 20
N 18	#12	A&M at NR	Rice	L	13 - 21
N 30	NR	A&M #5	Texas	L	0 - 17

1949

O 22	NR	A&M #11	Baylor	L	0 - 21
N 05	NR	A&M #9	SMU	T	27 - 27
N 12	NR	A&M #7	Rice	L	0 - 13

1948

N 06	NR	A&M at #8	SMU	L	14 - 20
------	----	-----------	-----	---	---------

1947

N 08	NR	A&M #3	SMU	L	0 - 13
N 29	NR	A&M #7	Texas	L	13 - 32

1946

N 16	NR	A&M #14	Rice	L	10 - 27
N 28	NR	A&M at #20	Texas	L	7 - 24

1945

O 13	#17	A&M at NR	LSU	L	12 - 31
N 29	NR	A&M #10	Texas	L	10 - 20

1943

O 16	#18	A&M at NR	TCU	W	13 - 0
O 23	#13	A&M NR	NTAC	T	0 - 0
O 30	#19	A&M at NR	Arkansas	W	13 - 0
N 06	#16	A&M NR	SMU	W	22 - 0
N 13	#14	A&M at NR	Rice	W	20 - 0
N 25	#16	A&M #12	Texas	L	13 - 27

1942

O 17	NR	A&M #17	TCU	L	2 - 7
N 26	NR	A&M at #18	Texas	L	6 - 12

1941

O 18	#14	A&M at NR	TCU	W	14 - 0
O 25	#9	A&M NR	Baylor	W	48 - 0
N 01	#5	A&M at NR	Arkansas	W	7 - 0
N 08	#5	A&M NR	SMU	W	21 - 10
N 15	#4	A&M at NR	Rice	W	19 - 6
N 27	#2	A&M #10	Texas	L	0 - 23
D 05	#9	A&M #19	Wash. State	W	7 - 0
J 01*	#9	A&M vs #20	Alabama	L	21 - 29

* Cotton Bowl, Dallas, Texas

1940

O 19	#2	A&M NR	TCU	W	21 - 7
O 26	#4	A&M at NR	Baylor	W	14 - 7
N 02	#5	A&M NR	Arkansas	W	17 - 0
N 09	#4	A&M at #14	SMU	W	19 - 7
N 16	#3	A&M NR	Rice	W	25 - 0
N 28	#2	A&M at NR	Texas	L	0 - 7
J 01*	#6	A&M vs #12	Fordham	W	13 - 12

* Cotton Bowl, Dallas, Texas

1939

O 21	#9	A&M at NR	TCU	W	20 - 6
O 28	#5	A&M NR	Baylor	W	20 - 0
N 04	#5	A&M at NR	Arkansas	W	27 - 0
N 11	#2	A&M #13	SMU	W	6 - 2
N 18	#2	A&M at NR	Rice	W	19 - 0
N 30	#1	A&M NR	Texas	W	20 - 0
J 01*	#1	A&M vs #5	Tulane	W	14 - 13

* Sugar Bowl, New Orleans, La.

1938

O 22	NR	A&M at #17	Baylor	T	6 - 6
------	----	------------	--------	---	-------

1937

O 23	#13	A&M #18	Baylor	L	0 - 13
O 30	NR	A&M at #20	Arkansas	L	13 - 26
N 13	NR	A&M at #15	Rice	T	6 - 6

1936

O 24	#14	A&M at NR	Baylor	T	0 - 0
N 14	#15	A&M at NR	San Francisco	W	38 - 14
N 17	#15	A&M at NR	Utah	W	20 - 7
N 21	#14	A&M at NR	Centenary	L	0 - 3

A&M vs. RANKED OPPONENTS

Associated Press poll, since 1936



29-24 WIN OVER #1 ALABAMA
Nov. 10, 2012

AP NO. 1 (2-12)

Oct. 22, 2016	Alabama	L	14-33
Sept. 14, 2013	Alabama	L	42-49
Nov. 10, 2012	at Alabama	W	29-24
Nov. 8, 2003	Oklahoma	L	0-77
Nov. 9, 2002	Oklahoma	W	30-26
Nov. 11, 2000	Oklahoma	L	31-35
Nov. 26, 1977	Texas	L	28-57
Sept. 25, 1971	at Nebraska	L	7-34
Nov. 26, 1970	at Texas	L	14-52
Sept. 26, 1970	at Ohio State	L	13-56
Nov. 27, 1969	Texas	L	12-49
Nov. 27, 1963	Texas	L	13-15
Sept. 17, 1955	at UCLA	L	0-21
Oct. 11, 1952	at Michigan State	L	6-48

AP NO. 2 (2-7)

Nov. 5, 2005	Texas	L	29-40
Nov. 6, 2004	Oklahoma	L	35-42
Dec. 5, 1998	vs Kansas State (207)	W	36-33
<i>(Big 12 Championship, St. Louis)</i>			
Oct. 10, 1998	vs Nebraska	W	28-21
Aug. 31, 1998	vs Florida State	L	14-23
<i>(Kickoff Classic, East Rutherford, N.J.)</i>			
Dec. 6, 1997	vs Nebraska	L	15-54
<i>(Big 12 Championship, San Antonio)</i>			
Aug. 27, 1988	vs Nebraska	L	14-23
<i>(Kickoff Classic, East Rutherford, N.J.)</i>			
Nov. 26, 1983	Texas	L	13-45
Oct. 30, 1965	at Arkansas	L	0-31

AP NO. 3 (1-4)

Nov. 8, 2014	at Auburn	W	41-38
Nov. 26, 2009	Texas	L	39-49
Nov. 10, 2001	at Oklahoma	L	10-31
Jan. 1, 1999	vs Ohio State (Sugar Bowl)	L	24-14
Oct. 1, 1977	at Michigan	L	3-41

AP NO. 4 (1-7)

Nov. 27, 2008	at Texas	L	9-49
Jan. 1, 1994	vs Notre Dame (Cotton Bowl)	L	21-24
Oct. 30, 1982	at SMU	L	9-47
Nov. 1, 1969	at Arkansas	L	13-35
Oct. 31, 1964	Arkansas	L	0-17
Nov. 22, 1962	at Texas	L	3-13
Nov. 26, 1959	Texas	L	17-20
Oct. 20, 1956	TCU	W	7-6

AP NO. 5 (3-11)

Nov. 30, 2013	at Missouri	L	21-28
Nov. 3, 2007	at Oklahoma	L	14-42
Nov. 25, 2004	at Texas	L	13-26
Nov. 23, 2001	Texas	L	7-21
Nov. 26, 1999	Texas	W	20-16
Jan. 1, 1998	vs UCLA (Cotton Bowl)	L	23-29
Jan. 1, 1993	vs Notre Dame (Cotton Bowl)	L	3-28
Jan. 1, 1992	vs Florida State (Cotton Bowl)	L	2-10
Dec. 1, 1990	at Texas	L	27-28
Nov. 28, 1975	Texas	W	20-10
Nov. 26, 1964	at Texas	L	7-26
Sept. 22, 1962	at LSU	L	0-21
Nov. 23, 1961	Texas	L	0-25
Jan. 1, 1940	vs Tulane (Sugar Bowl)	W	14-13

HIGHEST-RANKED OPPONENTS BEATEN

Nov. 8, 2014	at #3 Auburn	W	41-38
Nov. 10, 2012	at #1 Alabama	W	29-24
Nov. 9, 2002	#1 Oklahoma	W	30-26
Nov. 26, 1999	#5 Texas	W	20-16
Oct. 10, 1998	#2 Nebraska	W	28-21
Dec. 5, 1998	#2 Kansas State (207)	W	36-33
<i>(Big 12 Championship, St. Louis)</i>			
Nov. 28, 1975	#5 Texas	W	20-10
Oct. 20, 1956	#4 TCU	W	7-6
Jan. 1, 1940	vs #5 Tulane (Sugar Bowl)	W	14-13

HIGHEST-RANKED ROAD WIN

Nov. 10, 2012	at #1 Alabama	W	29-24
Nov. 8, 2014	at #3 Auburn	W	41-38
Sept. 22, 1979	at #6 Penn State	W	27-14

RECENT TOP-10 WINS AT HOME

Nov. 20, 2010	#9 Nebraska	W	9-6
Nov. 9, 2002	#1 Oklahoma	W	30-26
Oct. 28, 2000	#10 Kansas State	W	26-10
Nov. 26, 1999	#5 Texas	W	20-16
Oct. 10, 1998	#2 Nebraska	W	28-21
Oct. 14, 1989	#8 Houston	W	17-13

A&M vs. AP TOP-10 OPPONENTS (28-70)

Sept. 3, 2016	#16 UCLA	W	31-24
Sept. 10, 2016	vs #17 Arkansas	W	45-24
Oct. 9, 2016	#9 Tennessee	W	45-38
Oct. 22, 2016	at #1 Alabama	L	13-33
Nov. 22, 2016	#22 LSU	L	39-54
Oct. 17, 2015	at #10 Alabama	L	23-41
Nov. 8, 2014	at #3 Auburn	W	41-38
Oct. 18, 2014	at #7 Alabama	L	0-59
Oct. 11, 2014	#3 Ole Miss	L	20-35
Aug. 28, 2014	at #9 South Carolina	W	52-28
Nov. 30, 2013	at #5 Missouri	L	21-28
Sept. 14, 2013	#1 Alabama	L	42-49
Nov. 10, 2012	at #1 Alabama	W	29-24
Nov. 5, 2011	at #7 Oklahoma	L	25-41
Sept. 24, 2011	#7 Oklahoma St	L	29-30
Nov. 20, 2010	#9 Nebraska	W	9-6
Nov. 26, 2009	#3 Texas	L	39-49
Nov. 27, 2008	at #4 Texas	L	9-49
Nov. 8, 2008	#6 Oklahoma	L	28-66
Oct. 18, 2008	#7 Texas Tech	L	25-43
Nov. 10, 2007	at #7 Missouri	L	26-40
Nov. 3, 2007	at #3 Oklahoma	L	14-42
Nov. 25, 2005	#2 Texas	L	29-40
Nov. 25, 2004	at #5 Texas	L	13-26
Nov. 6, 2004	#2 Oklahoma	L	35-42
Nov. 28, 2003	#6 Texas	L	15-46
Nov. 8, 2003	at #1 Oklahoma	L	0-77
Sept. 18, 2003	at #8 Virginia Tech	L	19-35
Nov. 29, 2002	at #10 Texas	L	20-50
Nov. 9, 2002	#1 Oklahoma	W	30-26
Sept. 21, 2002	#7 Virginia Tech	L	3-13
Nov. 23, 2001	at #5 Texas	L	7-21
Nov. 10, 2001	at #3 Oklahoma	L	10-31
Nov. 11, 2000	#1 Oklahoma	L	31-35



Nov. 8, 2014
41-38 WIN OVER #3 AUBURN

Oct. 28, 2000	#10 Kansas State	W	26-10
Nov. 26, 1999	#5 Texas	W	20-16
Jan. 1, 1999	vs #3 Ohio State	L	24-14
Dec. 5, 1998	vs #2 Kansas State	W	36-33
Oct. 10, 1998	#2 Nebraska	W	28-21
Aug. 31, 1998	vs #2 Florida State	L	14-23
Jan. 1, 1998	vs #5 UCLA	L	23-29
Dec. 6, 1997	vs #2 Nebraska	L	15-54
Dec. 2, 1995	#6 Texas	L	6-16
Sept. 23, 1995	at #7 Colorado	L	21-29
Jan. 1, 1994	vs #4 Notre Dame	L	21-24
Jan. 1, 1993	vs #5 Notre Dame	L	3-28
Jan. 1, 1992	vs #5 Florida State	L	2-10
Dec. 1, 1990	at #5 Texas	L	27-28
Nov. 24, 1989	#10 Arkansas	L	22-23

Oct. 14, 1989	#8 Houston	W	17-13
Sept. 2, 1989	#7 LSU	W	28-16
Aug. 27, 1988	vs #2 Nebraska	L	14-23
Sept. 19, 1987	#10 Washington	W	29-12
Sept. 5, 1987	#6 LSU	L	3-17
Nov. 16, 1985	#9 Arkansas	W	10-6
Nov. 26, 1983	#2 Texas	L	13-45
Oct. 30, 1982	at #4 SMU	L	9-47
Nov. 26, 1981	#7 Texas	L	13-21
Dec. 1, 1979	#6 Texas	W	13-7
Nov. 17, 1979	#9 Arkansas	L	10-22
Oct. 13, 1979	#6 Houston	L	14-17
Sept. 22, 1979	at #6 Penn State	W	27-14
Nov. 26, 1977	#1 Texas	L	28-57
Nov. 13, 1977	#8 Arkansas	L	20-26

Oct. 1, 1977	at #3 Michigan	L	3-41
Sept. 24, 1977	at #7 Texas Tech	W	33-17
Nov. 28, 1975	#5 Texas	W	20-10
Oct. 12, 1974	#7 Texas Tech	W	28-7
Sept. 21, 1974	at #7 LSU	W	21-14
Nov. 23, 1972	at #6 Texas	L	3-38
Sept. 23, 1972	at #9 LSU	L	17-42
Sept. 16, 1972	at #9 Nebraska	L	7-37
Oct. 30, 1971	at #8 Arkansas	W	17-9
Sept. 25, 1971	at #1 Nebraska	L	7-34
Nov. 26, 1970	at #1 Texas	L	14-52
Oct. 31, 1970	#8 Arkansas	L	6-45
Oct. 3, 1970	at #8 Michigan	L	10-14
Sept. 26, 1970	at #1 Ohio State	L	13-56
Nov. 27, 1969	#1 Texas	L	12-49
Nov. 1, 1969	at #4 Arkansas	L	13-35
Nov. 28, 1968	at #6 Texas	L	14-35
Jan. 1, 1968	vs #8 Alabama	W	20-16
Oct. 29, 1966	#9 Arkansas	L	0-34
Oct. 30, 1965	at #2 Arkansas	L	0-31
Sept. 18, 1965	at #8 LSU	L	0-10
Nov. 26, 1964	at #5 Texas	L	7-26
Oct. 31, 1964	#4 Arkansas	L	0-17
Nov. 27, 1963	#1 Texas	L	13-15
Nov. 22, 1962	at #4 Texas	L	3-13
Nov. 3, 1962	#8 Arkansas	L	7-17
Sept. 22, 1962	at #5 LSU	L	0-21
Nov. 23, 1961	#5 Texas	L	0-25
Oct. 22, 1960	at #7 Baylor	L	0-14
Nov. 26, 1959	#4 Texas	L	17-20
Oct. 27, 1956	at #8 Baylor	W	19-13
Oct. 20, 1956	at #4 TCU	W	7-6
Oct. 15, 1955	at #7 TCU	W	19-16
Sept. 17, 1955	at #1 UCLA	L	0-2
Oct. 11, 1952	at #1 Michigan State	L	6-48
Nov. 22, 1941	at #10 Texas	L	0-23
Nov. 28, 1940	at #10 Texas	L	0-7
Jan. 1, 1940	at #5 Tulane	W	14-13



AGGIES IN THE NFL

AGGIES ON NFL ROSTERS (36)

as of June 16, 2017

PLAYER POSITION YRS LETTERED



ARIZONA CARDINALS

Trevor Knight	QB	2016
Ricky Seals-Jones	WR	2014, 15, 16
Brandon Williams	DB	2013, 14, 15



ATLANTA FALCONS

Jake Matthews	OL	2010, 11, 12, 13
---------------	----	------------------



BALTIMORE RAVENS

Jermaine Eluemunor	OL	2015, 16
--------------------	----	----------



BUFFALO BILLS

Patrick Lewis	OL	2009, 10, 11, 12
---------------	----	------------------



CAROLINA PANTHERS

Daeshon Hall	DL	2013, 14, 15, 16
--------------	----	------------------



CINCINNATI BENGALS

Randy Bullock	PK	2008, 09, 10, 11
Tra Carson	RB	2013, 14, 15
Cedric Ogbuehi	OL	2011, 12, 13, 14



CLEVELAND BROWNS

Myles Garrett	DL	2014, 15, 16
---------------	----	--------------



DALLAS COWBOYS

Damontre Moore	DE	2010, 11, 12
Uzoma Nwachukwu	WR	2009, 10, 11, 12
Jameill Showers	DB	2011, 12

AGGIES ON NFL COACHING STAFFS



CINCINNATI BENGALS

Kyle Caskey
Running Backs



NEW ORLEANS SAINTS

Dennis Allen
Defensive Coordinator

Dan Campbell
Asst. Head Coach /
Tight Ends

Aaron Glenn
Defensive Backs



HOUSTON TEXAS

Erik Korem
Director of Sports
Science

PLAYER POSITION YRS LETTERED



LOS ANGELES RAMS

Josh Reynolds	WR	2014, 15, 16
---------------	----	--------------



MIAMI DOLPHINS

Ryan Tannehill	QB	2008, 09, 10, 11
----------------	----	------------------



MINNESOTA VIKINGS

Shaan Washington	LB	2013, 14, 15, 16
------------------	----	------------------



NEW ORLEANS SAINTS

De'Vante Harris	DB	2012, 13, 14, 15
-----------------	----	------------------



PITTSBURGH STEELERS

Mike Matthews	OL	2012, 13, 14, 15
Trey Williams	RB	2012, 13, 14



SEATTLE SEAHAWKS

Michael Bennett	DL	2005, 06, 07, 08
Germain Ifedi	OL	2013, 14, 15
Luke Joeckel	OL	2010, 11, 12



TAMPA BAY BUCCANEERS

Justin Evans	DB	2015, 16
Mike Evans	WR	2012, 13
Jarvis Harrison	OL	2011, 12, 13, 14
Derel Walker	WR	2012, 13



WASHINGTON REDSKINS

Deshazor Everett	DB	2011, 12, 13, 14
------------------	----	------------------

PLAYER POSITION YRS LETTERED



DENVER BRONCOS

Von Miller	LB	2007, 08, 09, 10
------------	----	------------------



DETROIT LIONS

Don Muhlbach	LS	2002, 03
--------------	----	----------



GREEN BAY PACKERS

Martellus Bennett	TE	2005, 06, 07
-------------------	----	--------------



HOUSTON TEXANS

Shane Lechler	P	1996, 97, 98, 99
---------------	---	------------------

PLAYER POSITION YRS LETTERED



INDIANAPOLIS COLTS

Christine Michael	RB	2009, 10, 11, 12
-------------------	----	------------------



JACKSONVILLE JAGUARS

Avery Gennesy	OL	2015, 16
---------------	----	----------



KANSAS CITY CHIEFS

Joe Cheek	OL	2012, 13, 14, 15
-----------	----	------------------



LOS ANGELES CHARGERS

Drew Kaser	P	2013, 14, 15
Josh Lambo	PK	2013, 14

ALL-TIME AGGIE PROS



SAM ADAMS

A

- ADAMS, SAM (DL)**
Seattle Seahawks (1994-99)
Baltimore Ravens (2000-02)
Buffalo Bills (2003-05)
Cincinnati Bengals (2006)
Denver Broncos (2007)
- ALEX, KEITH (OL)**
Atlanta Falcons (1993-94)
Minnesota Vikings (1995)
- ALEXANDER, JOE (OG)**
New York Giants (1928)
- ALLEN, GRADY (LB)**
Atlanta Falcons (1969-72)
- ALLEN, MATT (OL)**
Tampa Bay Buccaneers (2011)
- ALLISON, JIM (E)**
New York Giants (1928)
- ANTHONY, CORNELIUS (LB)**
San Francisco 49ers (2002-03)
- ARMSTRONG, ADGER (RB)**
Houston Oilers (1980-82)
Tampa Bay Buccaneers (1983-85)
- ARMSTRONG, ANTONIO (LB)**
San Francisco 49ers (1995)
- ARTHUR, MIKE (OL)**
Cincinnati Bengals (1991-93)
New England Patriots (1993-94)
Green Bay Packers (1995-96)
- ASKEW, NATE (LB)**
Tampa Bay Buccaneers (2014)
Tennessee Titans (2015-)
- B**
- BALDWIN, KEITH (DL)**
Cleveland Browns (1982-85)
San Diego Chargers (1987-88)
Los Angeles Raiders (1988)
- BEN BASS (DE)**
Dallas Cowboys (2012-14)
- BAUTOVICH, WES (SS)**
New York Jets (2003-08)
- BATES, PATRICK (DB)**
Los Angeles Raiders (1993-94)
Atlanta Falcons (1996-97)
- BEAN, BUBBA (RB)**
Atlanta Falcons (1976-80)

- BECK, KEN (T)**
Green Bay Packers (1959-60)
- BENNETT, MARTELLUS (TE)**
Dallas Cowboys (2008-11)
New York Giants (2012)
Chicago Bears (2013-2015)
New England Patriots (2016)
Green Bay Packers (2017-)



MARTELLUS BENNETT

- BENNETT, MICHAEL (DL)**
Seattle Seahawks (2009, 2013-)
Tampa Bay Buccaneers (2009-12)
- BERNARD, ROCKY (DL)**
Seattle Seahawks (2002-08)
New York Giants (2009-12)
- BERNSTINE, ROD (RB)**
San Diego Chargers (1987-92)
Denver Broncos (1993-95)
- BERTOLET, TAYLOR (K)**
Los Angeles Rams (2016-)
- BOB, ADAM (LB)**
New York Jets (1989)
- BRADLEY, ROYLIN (LB)**
New Orleans Saints (2002)
- BRANTLY, JUSTIN (P)**
Houston Texans (2009)
- BREDDING, ED (LB)**
Washington Redskins (1967-68)
- BRITT, RANKIN (E)**
Philadelphia Eagles (1939)
- BROOKS, CHET (DB)**
San Francisco 49ers (1988-90)
- BROOKS, JAY (DB)**
New York Jets (2002)
- BROUSSARD, FRED (OC)**
Pittsburgh Steelers (1955)
- BROWN JR., EDDIE (DL)**
San Diego Chargers (2012)
- BROWN, REGGIE (LB)**
Detroit Lions (1996-1997)
- BRUPBACHER, ROSS (LB)**
Chicago Bears (1970-73)
- BRYANT, DOMINGO (DB)**
Houston Oilers (1987-88)

- BRYANT, RED (DE)**
Seattle Seahawks (2008-13)
Jacksonville Jaguars (2014)
Arizona Cardinals (2016)
- BUCEK, FELIX (G)**
Pittsburgh Steelers (1946)
- BUCKLEY, MARCUS (LB)**
New York Giants (1993-99)
Atlanta Falcons (2000)
- BUCKMAN, TOM (TE)**
Denver Broncos (1969)
- BUJNOCH, GLENN (G)**
Cincinnati Bengals (1976-82)
Tampa Bay Buccaneers (1983-84)

- BULLITT, JERRY (LB)**
Washington Redskins (1984-86)
- BULLITT, MELVIN (S)**
Indianapolis Colts (2007-11)



MELVIN BULLITT

- BULLOCK, RANDY (PK)**
Houston Texans (2012-2015)
New York Jets (2016)
Cincinnati Bengals (2017-)
- BUMGARDNER, MATT (WR)**
New England Patriots (2000)

C

- CAFFEY, LEE ROY (LB)**
Philadelphia Eagles (1963)
Green Bay Packers (1964-69)
Chicago Bears (1970)
Dallas Cowboys (1971)
San Diego Chargers (1972)
- CAMPBELL, DAN (TE)**
New York Giants (1999-2002)
Dallas Cowboys (2003-05)
Detroit Lions (2006-08)
New Orleans Saints (2009)
- CANNON, BILLY, JR. (LB)**
Dallas Cowboys (1984)
- CARPENTER, RON (E)**
San Diego Chargers (1964-65)
- CARSON, TRA (RB)**
Cincinnati Bengals (2016-)
- CARTER, GERALD (WR)**
New York Jets (1980)
Tampa Bay Buccaneers (1981-87)
- CARTER, JASON (WR)**
Minnesota Vikings (2006)
Carolina Panthers (2007-09)

- CHEEK, JOE (OL)**
New Orleans Saints (2016)
Kansas City Chiefs (2017-)
- CHEEK, LOUIS (T)**
Miami Dolphins (1988-89)
Dallas Cowboys (1990)
Philadelphia Eagles (1990)
Green Bay Packers (1991-92)
- CHILDRESS, RAY (DE)**
Houston Oilers (1985-1996)
Dallas Cowboys (1997)



RAY CHILDRESS

- CLARK, COREY (T)**
San Diego Chargers (2008-10)
- CLARK, MIKE (K)**
Philadelphia Eagles (1963)
Pittsburgh Steelers (1964-67)
Dallas Cowboys (1968-71, 73)
Buffalo Bills (1972)
- CLAY, HAYWARD (TE)**
St. Louis Rams (1996-98)
Dallas Cowboys (1998-99)
Miami Dolphins (2000)
- CLEAR, CAMERON (TE)**
Pittsburgh Steelers (2015)
- COADY, RICH (SS)**
St. Louis Rams (1999-2001)
Tennessee Titans (2002)
St. Louis Rams (2003-04)

- COLE, CHRIS (WR)**
Denver Broncos (2000-03)
- COLLINS, CALVIN (C)**
Atlanta Falcons (1997-2000)
Minnesota Vikings (2001)
Houston Texans (2002)
Pittsburgh Steelers (2003)

- CONNELL, ALBERT (WR)**
Washington Redskins (1997-2000)
New Orleans Saints (2001-02)

- CONRAD, BOBBY JOE (WR)**
Chicago-St. Louis Cardinals (1960-68)

- CORRINGTON, KIP (DB)**
Denver Broncos (1989-90)

- CORYATT, QUENTIN (LB)**
Indianapolis Colts (1992-1997)
Dallas Cowboys (1999-2000)

- COSTON, FRED (C)**
Philadelphia Eagles (1939)

- CROOMS, CHRIS (DB)**
Los Angeles Rams (1992)

- CROW, JOHN DAVID (RB)**
Chicago-St. Louis Cardinals (1958-64)
San Francisco 49ers (1965-68)
- CUNNINGHAM, PAT (OL)**
Indianapolis Colts (1990-91)
Phoenix Cardinals (1992-93)
Minnesota Vikings (1995)
Oakland Raiders (1996-2000)

D

- DARWIN, MATT (C)**
Philadelphia Eagles (1986-90)
- DAVIS, SAMMY (CB)**
San Diego Chargers (2003-05)



SAMMY DAVIS

- San Francisco 49ers (2006)
Tampa Bay Buccaneers (2007-08)

- DAUSIN, BRIAN (G)**
Houston Gamblers (1984-85)

- DEAN, JIMMY (T)**
Houston Oilers (1978)

- DENNARD, MARK (C)**
Miami Dolphins (1979-83)
Philadelphia Eagles (1984-85)

- DICKEY, CURTIS (RB)**
Indianapolis Colts (1980-85)
Cleveland Browns (1985-86)

- DUSEK, BRAD (LB)**
Washington Redskins (1974-81)

E

- EDWARDS, RON (DT)**
Buffalo Bills (2001-05)
Kansas City Chiefs (2006-10)
Carolina Panthers (2009-12)

- ELMENDORF, DAVE (S)**
Los Angeles Rams (1971-79)

- ELUEMUNOR, JERMAINE (OL)**
Baltimore Ravens (2017-)

- ENGLAND, ERIC (DL)**
Arizona Cardinals (1994-1998)
Carolina Panthers (1998-2000)

- EVANS, ROBERT (E)**
Houston Oilers (1965)

- EVANS, JUSTIN (E)**
Tampa Bay Buccaneers (2017-)

- EVANS, MIKE (WR)**
Tampa Bay Buccaneers (2014-)

- EVERETT, DESHAZOR (DB)**
Tampa Bay Buccaneers (2015)
Washington Redskins (2016-)

NFL AGGIES

F

FERGUSON, ROBERT (WR)

*Green Bay Packers (2001-06)
Minnesota Vikings (2007-08)*

FIELDS, EDGAR (DT)

*Atlanta Falcons (1977-80)
Detroit Lions (1981)*

FLEMONS, RONALD (DE)

*Atlanta Falcons (2001-02)
Miami Dolphins (2004)*

FONTENOT, JERRY (C)

*Chicago Bears (1989-96)
New Orleans Saints (1997-03)
Cincinnati Bengals (2004)*

FRANKLIN, TONY (PK)

*Philadelphia Eagles (1979-83)
New England Patriots (1984-87)
Miami Dolphins (1988)*

FRAZIER, DERRICK (DB)

*Philadelphia Eagles (1993-95)
Indianapolis Colts (1996-97)*



TERRENCE FREDERICK

FREDERICK, TERRENCE (DB)

*Pittsburgh Steelers (2012)
New York Giants (2013)
New Orleans Saints (2014-)*

FREY, DICK (DE)

*Kansas City Chiefs (1960)
Houston Oilers (1961)*

FULLER, JEFF (DB)

San Francisco 49ers (1984-89)

FULLER, JEFF (WR)

*Miami Dolphins (2012)
Seattle Seahawks (2016-)*

G

GARRETT, MYLES (DE)

Cleveland Browns (2017-)

GARRETT, SHANE (WR)

Cincinnati Bengals (1991)

GENNESY, AVERY (OL)

Jacksonville Jaguars (2017-)

GLENN, AARON (CB)

*New York Jets (1994-2001)
Houston Texans (2002-04)
Dallas Cowboys (2005-06)
Jacksonville Jaguars (2007)*

GLENN, JASON (OLB)

*Detroit Lions (2001)
New York Jets (2001-04)
Miami Dolphins (2005)
Minnesota Vikings (2006)*

GOODE, BOB (B)

*Washington Redskins
(1949-51, 1954-55)
Philadelphia Eagles (1955)*

GOODSON, MIKE (RB)

*Carolina Panthers (2009-11)
Oakland Raiders (2012)
New York Jets (2013)*

GOODWIN, HUNTER (TE)

*Minnesota Vikings (1996-98)
Miami Dolphins (1999-2001)
Minnesota Vikings (2002-03)*

GORRER, DANNY (DB)

*New Orleans Saints (2009-10)
Baltimore Ravens (2011-12)
Tampa Bay Buccaneers (2013-14)*

GRAY, CYRUS (RB)

*Kansas City Chiefs (2012-2015)
Denver Broncos (2016-)*

GRAY, TIM (DB)

*St. Louis Cardinals (1975)
Kansas City Chiefs (1976-78)
San Francisco 49ers (1979)*



JACOB GREEN

GREEN, JACOB (DE)

Seattle Seahawks (1980-92)

GREENE, DOUG (DB)

St. Louis Cardinals (1978)

GREER, DONOVAN (DB)

*Atlanta Falcons (1997-1998)
Buffalo Bills (1999-2000)
Washington Redskins (2001)
Detroit Lions (2002)*

GRIMES, LEE (OL)

Tampa Bay Buccaneers (2010)

GROCE, CLIF (RB)

*Indianapolis Colts (1995-1998)
Cincinnati Bengals (1999-2001)
Houston Texans (2002)*

GUTHRIE, KEITH (DL)

San Diego Chargers (1984)

H

HALL, DAESHON (DE)

Carolina Panthers (2017-)

HALL, DANTÉ (WR)

*Kansas City Chiefs (2000-06)
St. Louis Rams (2007-08)*

HALL, KEN (RB)

*Chicago-St. Louis Cardinals
(1959, 1961)
Houston Oilers (1960-61)*

HANGARTNER, GEOFF (C)

*Carolina Panthers (2005-08)
Buffalo Bills (2009-11)
Carolina Panthers (2011-13)*

HARDEMAN, D'ANDRE (RB)

St. Louis Rams (2000)

HARDY, DAVID (PLK)

Los Angeles Raiders (1987)

HARGETT, EDD (QB)

New Orleans Saints (1969-72)

HARRINGTON, CHRIS (DE)

*Arizona Cardinals (2008)
Cincinnati Bengals (2009)
Jacksonville Jaguars (2009-10)*

HARRIS, DE'VANTE (DB)

New Orleans Saints (2016-)

HARRIS, ROD (WR)

*New Orleans Saints (1989)
Dallas Cowboys (1990)
Philadelphia Eagles (1990-91)*

HARRISON, JARVIS (OL)

*New York Jets (2015-2016)
Tampa Bay Buccaneers (2017-)*

HAYES, LESTER (DB)

Los Angeles Raiders (1977-86)



LESTER HAYES

HECTOR, JOHNNY (RB)

New York Jets (1983-92)

HILL, GREG (RB)

*Kansas City Chiefs (1994-1997)
St. Louis Rams (1998-2000)*

HOBBS, BILL (LB)

*Philadelphia Eagles (1969-71)
New Orleans Saints (1972)*

HODGE, LEROY (WR)

Detroit Lions (2000)

HOLDMAN, WARRICK (LB)

*Chicago Bears (1999-2003)
Cleveland Browns (2004)
Washington Redskins (2005-06)*

HOLLAND, JOHNNY (LB)

Green Bay Packers (1987-93)

HOPKINS, JERRY (LB)

*Denver Broncos (1963-66)
Miami Dolphins (1967-68)
Oakland Raiders (1968)*

HOWARD, TODD (LB)

Kansas City Chiefs (1987-88)

HOWELL, JOHN COTTON (E)

San Francisco 49ers (1948)

HUNT, JOEL (Asst. Coach)

Baltimore Colts (1947)

I

IFEDI, GERMAIN (OL)

Seattle Seahawks (2016-)

IRVIN, BARLOW (OL)

Buffalo Bills (1926-27)

J

JACKSON, EARNEST (RB)

*San Diego Chargers (1983-84)
Philadelphia Eagles (1985-86)
Pittsburgh Steelers (1986-88)*

JACKSON, ROBERT (LB)

*Cleveland Browns (1978-81)
Atlanta Falcons (1982)*

JACOBS, TRAMAIN (DB)

Baltimore Ravens (2014-)

JAMESON, MICHAEL (FS)

Cleveland Browns (2002-04)

JASPER, EDWARD (DT)

*Philadelphia Eagles (1997-98)
Atlanta Falcons (1999-2003)*

JENNINGS, BRANDON (DB)

*Oakland Raiders (2000-02)
Houston Texans (2003)*

JEROD-EDDIE, TONY (DL)

San Francisco 49ers (2012-)

JOECKEL, LUKE (OL)

*Jacksonville Jaguars (2013-2016)
Seattle Seahawks (2017-)*

JOHNSON, BETHEL (WR)

*New England Patriots (2003-05)
Minnesota Vikings (2006)*

JOHNSON, BILL (C-LB)

San Francisco 49ers (1948-56)

JOHNSON, JERROD (QB)

*Pittsburgh Steelers (2012)
Seattle Seahawks (2013)
Baltimore Ravens (2016-)*

JOLLY, JOHNNY (DT)

*Green Bay Packers
(2006-10, 2013)*

JONES, GARY (DB)

*Pittsburgh Steelers (1990-94)
New York Jets (1995-1998,
2001-02)*

JONES, JEFF (OL)

Detroit Lions (1995-97)

JONES, MIKE (TE)

*Minnesota Vikings (1990-93)
Indianapolis Colts (1993)*

JONES, TOYA (DB)

*San Francisco 49ers (1999)
Denver Broncos (2000)
Houston Texans (2002)*

JOSEPH, KEITH (RB)

New Orleans Saints (2006)

JUDIE, CORYELL (DB)

Denver Broncos (2012)

K

KASER, DREW (P)

San Diego/Los Angeles Chargers (2016-)

KELM, LARRY (LB)

Los Angeles Rams (1987-92)

KENDRICK, JIM (T)

*Chicago Bears (1924)
New York Giants (1927)*

KENNEDY, MALCOME (WR)

New Orleans Saints (2015-)

KIEL, TERRENCE (SS)

San Diego Chargers (2003-06)

KIMBROUGH, JOHN (RB)

Los Angeles Dons (1946-48)

KNIGHT, TREVOR (QB)

Arizona Cardinals (2017-)

KRUEGER, CHARLES (E)

San Francisco 49ers (1959-73)

KRUEGER, ROLF (E)

*St. Louis Cardinals (1969-71)
San Francisco 49ers (1972-74)*

KUBALA, RAY (C)

Denver Broncos (1964-67)

KUBIAK, GARY (QB)

*Denver Broncos (1983-91)
Asst. Coach
San Francisco 49ers (1994)
Denver Broncos (1995-06)
Head Coach
Houston Texans (2006-13)
Asst. Coach
Baltimore Ravens (2014)
Head Coach
Denver Broncos (2015-2016)*

L

LABHART, TRAVIS (WR)

Houston Texans (2014-)

LAMBO, JOSH (PK)

San Diego/Los Angeles Chargers (2015-)

LANE, JORVORSKIE (FB)

*Miami Dolphins (2012)
Tampa Bay Buccaneers (2014-)*

LARY, YALE (DB)

Detroit Lions (1952-53, 1956-64)



SHANE LECHLER

LECHLER, SHANE (P)

Oakland Raiders (2000-12)
Houston Texans (2013-)

LEWIS, DARREN (RB)

Chicago Bears (1991-92)
Green Bay Packers (1993)

LEWIS, MARK (TE)

Green Bay Packers (1985-87)
Detroit Lions (1987-88)

LEWIS, PATRICK (OL)

Green Bay Packers (2013)
Cleveland Browns (2013)
Jacksonville Jaguars (2013)
Seattle Seahawks (2014-2016)
Buffalo Bills (2017-)

LITTLE, JACK (T)

Baltimore Colts (1953-54)

LOFTON, STEVE (DB)

Phoenix Cardinals (1991-94)
Carolina Panthers (1995-1997)
New England Patriots (1998-2000)

M**MALENA, BEN (RB)**

Dallas Cowboys (2014)

MALONE, C.C. (E)

Boston Redskins (1934-36)
Washington Redskins (1937-42)

MANZIEL, JOHNNY (QB)

Cleveland Browns (2014-)

MARSHALL, TANK (DT)

New York Jets (1977)

MATHEWS, JASON (OL)

Indianapolis Colts (1994-98)
Tennessee Titans (1999-08)

MATTHEWS, JAKE (OL)

Atlanta Falcons (2014-)

MATTHEWS, KEVIN (OL)

Tennessee Titans (2010-12)
Washington Redskins (2013)
Tennessee Titans (2013)
Carolina Panthers (2014)

MATTHEWS, MIKE (OL)

Cleveland Browns (2016)
Pittsburgh Steelers (2017-)

MAXWELL, TOMMY (DB)

Baltimore Colts (1969-70)
Oakland Raiders (1971-73)
Houston Oilers (1974)

McCOY, JAMIE (FB)

St. Louis Rams (2010)
Philadelphia Eagles (2011)
Pittsburgh Steelers (2012-13)

McCRUMBLY, JOHN (LB)

Buffalo Bills (1975)

McELROY, LEELEAND (RB)

Arizona Cardinals (1996-1998)
Denver Broncos (1999-2000)

McGEE, STEPHEN (QB)

Dallas Cowboys (2009-12)
Houston Texans (2013)

McILHANY, DAN (DB)

Los Angeles Rams (1965)

McKEEHAN, JAMES (TE)

Seattle Seahawks (1995)
Houston/Tennessee Oilers (1996-98)

McKINNEY, SETH (C)

Miami Dolphins (2002-05)
Cleveland Browns (2007-08)
Buffalo Bills (2009)

**SETH McKINNEY****McKINNEY, STEVE (OG)**

Indianapolis Colts (1998-2001)
Houston Texans (2002-07)

**STEVE McKINNEY****McNEAL, REGGIE (WR)**

Cincinnati Bengals (2006)

MICKENS, RAY (DB)

New York Jets (1996-03)
Cleveland Browns (2005)
New England Patriots (2006)

MIKESKA, RUSSELL (TE)

Atlanta Falcons (1979-83)

MICHAEL, CHRISTINE (RB)

Seattle Seahawks (2013-15, 16)
Dallas Cowboys (2015)
Indianapolis Colts (2017-)

**VON MILLER****MILLER, VON (LB)**

Denver Broncos (2011-)

MILSTEAD, CHARLES (QB)

Houston Oilers (1960-61)

MITCHELL, BRANDON (DL)

New England Patriots (1997-2001)
Seattle Seahawks (2002-04)

MITCHELL, KEITH (LB)

New Orleans Saints (1997-2001)
Houston Texans (2002)
Jacksonville Jaguars (2003)

MONTGOMERY, JAMES B. (T)

Detroit Lions (1946)

MONTGOMERY, MIKE (DL)

Green Bay Packers (2005-09)
Minnesota Vikings (2010-11)

MOORE, ALLEN (E)

Green Bay Packers (1939)

MOORE, DAMONTRE (DE)

New York Giants (2013-15)
Oakland Raider (2016)
Dallas Cowboys (2017-)

MOORE, MACK (DE)

British Columbia Lions (1981-84)
Miami Dolphins (1985-86)
San Diego Chargers (1986)

MOORMAN, MO (G)

Kansas City Chiefs (1968-72)

MOSLEY, MIKE (WR)

Buffalo Bills (1982-84)

**DON MUHLBACH****MUHLBACH, DON (LS)**

Detroit Lions (2007-)

MURPHY, TERENCE (WR)

Green Bay Packers (2005)

MURRAH, WILLIAM (OL)

Canton Bulldogs (1922)
St. Louis All-Stars (1923)

MYERS, FRANK (T)

Minnesota Vikings (1978-80)

**DAT NGUYEN****N****NEALY, SPENCER (DL)**

Minnesota Vikings (2014)

NGUYEN, DAT (LB)

Dallas Cowboys (1999-05)

NWACHUKWU, UZOMA (WR)

Houston Texans (2013-2016)
Dallas Cowboys (2017-)

O**OBIOHA, JULIEN (DL)**

New York Jets (2016-)

OBIOZOR, CYRIL (DL)

Green Bay Packers (2009-10)
Arizona Cardinals (2011)
Denver Broncos (2012)

OGBUEHI, CEDRIC (OL)

Cincinnati Bengals (2015-)

O'NEAL, STEVE (P)

New York Jets (1969-72)
New Orleans Saints (1973)

OSBORNE, RICHARD (TE)

New York Jets (1976)
Philadelphia Eagles (1976-78)
St. Louis Cardinals (1979)

P**PAINE, JEFF (LB)**

Kansas City Chiefs (1984-85)

PANNELL, ERNIE (T)

Green Bay Packers (1941-42, 1945)

**JACK PARDEE****PARDEE, JACK (LB)**

Los Angeles Rams (1957-70)
Washington Redskins (1971-72)

Head Coach

Chicago Bears (1975-77)
Washington Redskins (1978-80)
San Diego Chargers (1980-81)
Houston Gamblers (1984)
Houston Oilers (1990-95)

PARKER, SIRR (RB)

San Diego Chargers (1999)
Carolina Panthers (2000)

PARMER, JAMES (RB)

Philadelphia Eagles (1948-56)

PATTERSON, LUCAS (OL)

Kansas City Chiefs (2011-12)

PEARCE, CHANCE (LS)

Houston Texans (2003)
Pittsburgh Steelers (2004)

PENRIGHT, JARROD (OLB)

Minnesota Vikings (2003)

PORTER, GREG (TE)

Houston Texans (2003)

PORTER, SEAN (LB)

Cincinnati Bengals (2013-2015)
Jacksonville Jaguars (2016-)

PRICE, CHARLES (B)

Detroit Lions (1940-41, 1945)
Miami Seahawks (1946)

PRICE, TERRY (DE)

Chicago Bears (1990)

**JORDAN PUGH****PUGH, JORDAN (DB)**

Carolina Panthers (2010-12)
Washington Redskins (2012-13)
New Orleans Saints (2013)

PUGH, MARION (DB)

New York Giants (1941, 1945)

PYBURN, JACK (OT)

Miami Dolphins (1966-68)

R**RAVEN (SR.), FLOYD (DB)**

Cincinnati Bengals (2015-)

REEVES, KEN (OG)

Philadelphia Eagles (1985-89)
Cleveland Browns (1990)

REUBER, ALAN (T)

Arizona Cardinals (2004)

REYNOLDS, JOSH (WR)

Los Angeles Rams (2017-)

RICHARDSON, BUCKY (QB)

Houston Oilers (1992-94)

RISIEN, CODY (G)

Cleveland Browns (1979-83; 85-89)

ROACHES, CARL (WR)

Houston Oilers (1980-84)
New Orleans Saints (1985)

ROBERTSON, HAROLD (LB)

Kansas City Chiefs (2002)

ROBINSON, JEROY (LB)

Denver Broncos (1990)
Phoenix Cardinals (1990)

ROBISON, TOMMY (OT)

Houston Gamblers (1984-85)
Green Bay Packers (1987-88)
Atlanta Falcons (1989)

ROBNETT, ED (FB/LB)

San Francisco 49ers (1947)

ROBNETT, MARSHALL (G)
Chicago Cardinals (1943, 45)
Pittsburgh Steelers (1944)

RODRIGUEZ, CHRISTIAN (LB)
Indianapolis Colts (2002)

ROGERS, CULLEN (RB)
Pittsburgh Steelers (1946)

ROPER, JOHN (LB)
Chicago Bears (1989-93)
Dallas Cowboys (1993)
Philadelphia Eagles (1993)

RUBY, MARTIN (T)
New York Giants (1946-50)
Saskatchewan Rough Riders (1951-54)

RUHMAN, CHRIS (OL)
San Francisco 49ers (1999)
Cleveland Browns (2000)
Denver Broncos (2001-02)

S

SADDLER, ROD (DE)
Phoenix Cardinals (1987-91)
Cincinnati Bengals (1991)

SANDERS, CHRIS (TE)
Washington Redskins (1996-98)

SANDERS, EUGENE (T)
Tampa Bay Buccaneers (1979-85)

SANDERS, THOMAS (RB)
Chicago Bears (1985-89)
Philadelphia Eagles (1990-91)

SAWYER, BUZ (P)
Dallas Cowboys (1987)

SCOTT, JOSEPH (RB/DB)
New York Giants (1948-53)

SEALS-JONES, RICKY (WR)
Arizona Cardinals (2017-)

SILER, RICH (TE)
Miami Dolphins (1987)

SIMONINI, ED (LB)
Baltimore Colts (1976-81)
New Orleans Saints (1982)



DETRON SMITH

SMITH, DETRON (FB)
Denver Broncos (1996-99, 2001)
Jacksonville Jaguars (2002)
Indianapolis Colts (2003)

SMITH, HENRY (DT)
New England Patriots (2008)

SMITH, KEVIN (DB)
Dallas Cowboys (1992-2000)

SMITH, LIONEL (DB)
Dallas Cowboys (2012)
Detroit Lions (2013)

SMITH, ROBERT L. (FB)
Detroit Lions (1953-54)

SPARKMAN, ALAN (DT)
Los Angeles Rams (1948-49)

SPIKES, CAMERON (OL)
St. Louis Rams (1999-2001)
Houston Texans (2002)
Arizona Cardinals (2003-04)

STALLINGS, GENE
Asst. Coach
Dallas Cowboys (1972-85)
Head Coach
St. Louis Cardinals (1986-87)
Phoenix Cardinals (1988-89)

STANLEY, JIM
Head Coach
Michigan Panthers (1983-84)

STAUTZENBERGER, ODELL (OL)
Cleveland Rams, Buffalo Bills (1949-52)

STEGENT, LARRY (RB)
St. Louis Cardinals (1971)

STEWART, JONATHAN (LB)
St. Louis Rams (2013)

STUTZ, BOONE (LS)
Atlanta Falcons (2006-07)

SWILLEY, DENNIS (C)
Minnesota Vikings (1977-83)
Minnesota Vikings (1985-87)

SWOPE, RYAN (WR)
Arizona Cardinals (2013)

T

TANNEHILL, RYAN (QB)
Miami Dolphins (2012-)

TASSOS, DAMON (G)
Detroit Lions (1945-46)
Green Bay Packers (1947-49)

TAYLOR, CHRIS (WR)
Pittsburgh Steelers (2001)
Buffalo Bills (2002)
Houston Texans (2004)

TAYLOR, JAMAAR (WR)
New York Giants (2004-05)

TEAL, JIMMY (WR)
Buffalo Bills (1985-86)
Seattle Seahawks (1987-88)
Miami Dolphins (1988)

TEICHELMAN, LANCE (DL)
Indianapolis Colts (1994)



PAT THOMAS

TEN NAPEL, GARTH (LB)
Detroit Lions (1976-77)
Atlanta Falcons (1978)

TERRELL, STEVEN (DB)
Jacksonville Jaguars (2013)
Seattle Seahawks (2014-)

THOMAS, PAT (DB)
Los Angeles Rams (1976-82)
Asst. Coach
Indianapolis Colts (1996-2000)



RODNEY THOMAS

THOMAS, RODNEY (RB)
Tennessee Titans (1995-2000)
Atlanta Falcons (2001)

THOMAS, WILLIAM (LB)
Philadelphia Eagles (1991-99)
Oakland Raiders (2001-02)

THOMASON, JAMES (B)
Detroit Lions (1945)

TIDWELL, BILLY (RB)
San Francisco 49ers (1954)

TODD, DICK (RB)
Washington Redskins (1939-42, 1945-48)

TONEY, ANTHONY (RB)
Philadelphia Eagles (1986-90)

TRACEY, JOHN (LB)
St. Louis Cardinals (1959-60)
Philadelphia Eagles (1961)
Buffalo Bills (1962-67)

TUCKER, REX (OL)
Chicago Bears (1999-04)
St. Louis Rams (2005)
Detroit Lions (2006)

V

VALENTINE, IRA (RB)
Houston Oilers (1987)

VALLETTA, CHRIS (OL)
Tennessee Titans (2001)
New Orleans Saints (2002)

VICK, ROGER (RB)
New York Jets (1987-89)
Philadelphia Eagles (1990)

VINCENT, ANDY (OL)
Detroit Lions (2000-01)
Miami Dolphins (2002)

W

WALKER, DEREL (WR)
Tennessee Titans (2014)
Tampa Bay Buccaneers (2017-)

WAKER, SKIP (RB)
Montreal Alouettes (1980-81)
Ottawa RoughRiders (1982-90)

WALLACE, AARON (LB)
Los Angeles Raiders (1990-97)

WALLACE, CODY (C)
San Francisco 49ers (2008-11)
Houston Texans (2012)
Tampa Bay Buccaneers (2013)
Pittsburgh Steelers (2014-)

WARREN, TY (DT)
New England Patriots (2003-10)
Denver Broncos (2011-12)

WASHINGTON, MICKEY (DB)
New England Patriots (1990-91)
Washington Redskins (1992)
Buffalo Bills (1993-94)
Jacksonville Jaguars (1995-97)
New Orleans Saints (1998)

WASHINGTON, SHAAN (LB)
Minnesota Vikings (2017-)



RICHMOND WEBB

WEBB, RICHMOND (OL)
Miami Dolphins (1990-2000)
Cincinnati Bengals (2001-02)

WEBSTER, JASON (DB)
San Francisco 49ers (2000-03)
Atlanta Falcons (2004-06)
Buffalo Bills (2007)
New England Patriots (2008)



JASON WEBSTER

WELLBORN, JOE (C)
New York Giants (1966-67)

WHEELER, MARK (DL)
Tampa Bay Buccaneers (1992-95)
New England Patriots (1996-98)
Philadelphia Eagles (1999-2000)

WHITLEY, TAYLOR (G)
Miami Dolphins (2003-04)
Denver Broncos (2005)

WHITWELL, MIKE (DB/WR)
Cleveland Browns (1982-83)

WILDE, GEORGE (B)
Washington Redskins (1947)

WILLIAMS, BRANDON (DB)
Arizona Cardinals (2016-)

WILLIAMS, DOUG (OT)
Houston Oilers (1986-88)

WILLIAMS, GARRICK (LB)
Buffalo Bills (2012)

WILLIAMS, MIKE (CB)
Montreal Alouettes (1980-81)



PAT WILLIAMS

WILLIAMS, PAT (DT)
Buffalo Bills (1997-04)
Minnesota Vikings (2005-11)

WILLIAMS, TREY (RB)
Indianapolis Colts (2015-2016)
Pittsburgh Steelers (2017-)

WILSON, FAYE (B)
Buffalo Rangers (1926)
New York Giants (1927-30)
Green Bay Packers (1931)
Detroit Lions (1932-33)

WILSON, ROBERT (RB)
Tampa Bay Buccaneers (1991)
Miami Dolphins (1995-96)

WINKLER, JIM (T)
Los Angeles Rams (1951-52)
Baltimore Colts (1953)

WOODSIDE, KEITH (RB)
Green Bay Packers (1988-91)
Dallas Cowboys (1992)

Y

YATES, BILLY (G)
Miami Dolphins (2003)
New England Patriots (2005-08)
Cleveland Browns (2009-11)

YOUNG, ROY (T)
Washington Redskins (1938)

Z

ZACHERY, JAMES (LB)
Montreal Alouettes (1980-84)
Edmonton Eskimos (1985-87)

AGGIES IN THE DRAFT

first-round picks highlighted

2017 (5)

MYLES GARRETT (DL)
1st (1st overall pick)—
Cleveland Browns

JUSTIN EVANS (DB)
2nd—Tampa Bay Buccaneers

DAESHON HALL (DL)
3rd—Carolina Panthers

JOSH REYNOLDS (WR)
4th—Los Angeles Rams

JERMAINE ELUEMUNOR (OL)
5th—Baltimore Ravens

2016 (3)

GERMAIN IFEDI (OL)
1st (31st overall pick)—
Seattle Seahawks

BRANDON WILLIAMS (DB)
3rd—Arizona Cardinals

DREW KASER (P)
4th—San Diego Chargers

2015 (2)

CEDRIC OGBUEHI (OL)
1st (21st overall pick)—
Cincinnati Bengals

JARVIS HARRISON (OL)
5th—New York Jets

2014 (3)

JAKE MATTHEWS (OL)
1st (6th overall pick)—
Atlanta Falcons

MIKE EVANS (WR)
1st (7th overall pick)—
Tampa Bay Buccaneers

JOHNNY MANZIEL (QB)
1st (22nd overall pick)—
Cleveland Browns

2013 (5)

LUKE JOECKEL (OL)
1st (2nd overall pick)—
Jacksonville Jaguars

CHRISTINE MICHAEL (RB)
2nd—Seattle Seahawks

DAMONTRE MOORE (DE)
3rd—New York Giants

SEAN PORTER (LB)
4th—Cincinnati Bengals

RYAN SWOPE (WR)
6th—Arizona Cardinals



THE GARRETT FAMILY

MYLES GARRETT BECAME TEXAS A&M'S FIRST EVER NUMBER ONE OVERALL PICK

2012 (4)

RYAN TANNEHILL (QB)
1st (8th overall pick)—
Miami Dolphins

RANDY BULLOCK (PK)
5th—Houston Texans

CYRUS GRAY (RB)
6th—Kansas City Chiefs

TERRENCE FREDERICK (DB)
7th—Pittsburgh Steelers

2011 (1)

VON MILLER (LB)
1st (2nd overall pick)—
Denver Broncos

2010 (1)

JORDAN PUGH (DB)
6th—Carolina Panthers

2009 (2)

STEPHEN MCGEE (QB)
4th—Dallas Cowboys

MIKE GOODSON (RB)
4th—Carolina Panthers

2008 (5)

MARTELLUS BENNETT (TE)
2nd—Dallas Cowboys

CODY WALLACE (C)
4th—San Francisco 49ers

RED BRYANT (DT)
4th—Seattle Seahawks

CHRIS HARRINGTON (DE)
6th—Arizona Cardinals

COREY CLARK (T)
7th—San Diego Chargers

2006 (2)

JOHNNY JOLLY (DT)
6th—Green Bay Packers

REGGIE MCNEAL (WR)
6th—Cincinnati Bengals

2005 (3)

TERRENCE MURPHY (WR)
2nd—Green Bay Packers

GEOFF HANGARTNER (C)
5th—Carolina Panthers

MIKE MONTGOMERY (DT)
6th—Green Bay Packers

2004 (1)

JAMAAR TAYLOR (WR)
6th—New York Giants

2003 (6)

TY WARREN (DT)
1st—New England Patriots

SAMMY DAVIS (CB)
1st—San Diego Chargers

BETHEL JOHNSON (WR)
2nd—New England Patriots

TERRENCE KIEL (SS)
2nd—San Diego Chargers

TAYLOR WHITLEY (G)
3rd—Miami Dolphins

CHANCE PEARCE (DS)
7th—Houston Texans

2002 (2)

SETH MCKINNEY (OL)
3rd—Miami Dolphins

ROCKY BERNARD (DL)
5th—Seattle Seahawks

2001 (6)

ROBERT FERGUSON (WR)
2nd—Green Bay Packers

RON EDWARDS (DT)
3rd—Buffalo Bills

MICHAEL JAMESON (FS)
6th—Cleveland Browns

JASON GLENN (OLB)
6th—Detroit Lions

CHRIS TAYLOR (WR)
7th—Pittsburgh Steelers

RONALD FLEMONS (DE)
7th—Atlanta Falcons

2000 (4)

JASON WEBSTER (DB)
2nd—San Francisco 49ers

CHRIS COLE (WR)
3rd—Denver Broncos

SHANE LECHLER (P/PK)
5th—Oakland Raiders

DANTÉ HALL (RB)
5th—Kansas City Chiefs

1999 (6)

REX TUCKER (OL)
3rd—Chicago Bears

RICH COADY (DB)
3rd—St. Louis Rams

DAN CAMPBELL (TE)
3rd—New York Giants

DAT NGUYEN (LB)
3rd—Dallas Cowboys

WARRICK HOLDMAN (LB)
4th—Chicago Bears

CAMERON SPIKES (OL)
5th—St. Louis Rams

1998 (2)

CHRIS RUHMAN (OL)
2nd—San Francisco 49ers

STEVE MCKINNEY (OL)
3rd—Indianapolis Colts



LUKE JOECKEL

NFL AGGIES



RYAN TANNEHILL



MIKE GOODSON

1987 (8)

ROGER VICK (RB)
1st—New York Jets

ROD BERNSTINE (TE/RB)
1st—San Diego Chargers

JOHNNY HOLLAND (LB)
2nd—Green Bay Packers

TODD HOWARD (LB)
3rd—Kansas City Chiefs

LARRY KELM (LB)
4th—Los Angeles Rams

ROD SADDLER (DL)
4th—St. Louis Cardinals

STEVE BULLITT (LB)
8th—Cleveland Browns

IRA VALENTINE (RB)
12th—Houston Oilers

1986 (6)

ANTHONY TONEY (RB)
2nd—Philadelphia Eagles

DOUG WILLIAMS (OL)
2nd—New York Jets

MATT DARWIN (OL)
4th—Philadelphia Eagles

DOMINGO BRYANT (DB)
6th—Pittsburgh Steelers

WAYNE ASBERRY (DB)
9th—Washington Redskins

RANDY DAUSIN (OL)
11th—Cleveland Browns

1985 (6)

RAY CHILDRESS (DL)
1st—Houston Oilers

MATT DARWIN (OL)
5th—Dallas Cowboys

JIMMY TEAL (WR)
5th—Kansas City Chiefs

KEN REEVES (OL)
6th—Philadelphia Eagles

MARK LEWIS (TE)
6th—Green Bay Packers

THOMAS SANDERS (RB)
9th—Chicago Bears

1984 (6)

BILLY CANNON (LB)
1st—Dallas Cowboys

JEFF FULLER (LB)
5th—San Francisco 49ers

JEFF PAINE (LB)
5th—Kansas City Chiefs

KEITH GUTHRIE (DL)
6th—San Diego Chargers

DON JONES (WR)
9th—Cleveland Browns

TOMMY ROBISON (OL)
SD (2nd)—Cleveland Browns

1997 (4)

BRANDON MITCHELL (DL)
2nd—New England Patriots

ALBERT CONNELL (WR)
4th—Washington Redskins

CALVIN COLLINS (OL)
6th—Atlanta Falcons

EDWARD JASPER (DL)
6th—Philadelphia Eagles

1996 (6)

REGGIE BROWN (LB)
1st—Detroit Lions

LEELAND MCELROY (RB)
2nd—Arizona Cardinals

RAY MICKENS (DB)
3rd—New York Jets

DETRON SMITH (RB)
3rd—Denver Broncos

HUNTER GOODWIN (TE)
4th—Minnesota Vikings

HAYWARD CLAY (TE)
6th—St. Louis Rams

1995 (2)

RODNEY THOMAS (RB)
3rd—Houston Oilers

ANTONIO ARMSTRONG (LB)
6th—San Francisco 49ers

1994 (6)

SAM ADAMS (DL)
1st—Seattle Seahawks

AARON GLENN (DB)
1st—New York Jets

GREG HILL (RB)
1st—Kansas City Chiefs

ERIC ENGLAND (DL)
3rd—Arizona Cardinals

JASON MATHEWS (OL)
3rd—Indianapolis Colts

LANCE TEICHELMAN (DL)
7th—Indianapolis Colts

1993 (3)

PATRICK BATES (DB)
1st—Los Angeles Raiders

MARCUS BUCKLEY (LB)
3rd—New York Giants

DERRICK FRAZIER (DB)
3rd—Philadelphia Eagles

1992 (8)

QUENTIN CORYATT (LB)
1st—Indianapolis Colts

KEVIN SMITH (DB)
1st—Dallas Cowboys

MARK WHEELER (DL)
3rd—Tampa Bay Buccaneers

CHRIS CROOMS (DB)
5th—Los Angeles Rams

KARY VINCENT (DB)
6th—New Orleans Saints

BUCKY RICHARDSON (QB)
8th—Houston Oilers

KEITH ALEX (OL)
9th—Atlanta Falcons

KEITH MCAFEE (RB)
11th—San Diego Chargers

1991 (7)

ROBERT WILSON (FB)
3rd—Tampa Bay Buccaneers

WILLIAM THOMAS (LB)
4th—Philadelphia Eagles

MIKE ARTHUR (OL)
5th—Cincinnati Bengals

DENNIS RANSOM (TE)
6th—Washington Redskins

DARREN LEWIS (RB)
6th—Chicago Bears

LARRY HORTON (DB)
8th—Chicago Bears

SHANE GARRETT (WR)
9th—Cincinnati Bengals

1990 (8)

RICHMOND WEBB (OL)
1st—Miami Dolphins

AARON WALLACE (LB)
2nd—Los Angeles Raiders

MIKE JONES (TE)
3rd—Minnesota Vikings

JEROY ROBINSON (LB)
4th—Denver Broncos

PAT CUNNINGHAM (OL)
4th—Indianapolis Colts

MICKEY WASHINGTON (DB)
8th—Phoenix Cardinals

GARY JONES (DB)
9th—Pittsburgh Steelers

TERRY PRICE (DL)
10th—Chicago Bears

1989 (5)

JOHN ROPER (LB)
2nd—Chicago Bears

JERRY FONTENOT (OL)
3rd—Chicago Bears

ROD HARRIS (WR)
4th—Houston Oilers

DANA BATISTE (LB)
9th—Miami Dolphins

ADAM BOB (LB)
12th—New York Jets

1988 (4)

KEITH WOODSIDE (RB)
3rd—Green Bay Packers

LOUIS CHEEK (OL)
8th—Miami Dolphins

KIP CORRINGTON (DB)
9th—Detroit Lions

CHET BROOKS (DB)
11th—San Francisco 49ers



CODY WALLACE

1983 (3)

JOHNNY HECTOR (RB)

2nd—New York Jets

EARNEST JACKSON (RB)

8th—San Diego Chargers

GARY KUBIAK (QB)

8th—Denver Broncos

1982 (2)

KEITH BALDWIN (DL)

2nd—Cleveland Browns

MIKE WHITWELL (WR)

6th—Cleveland Browns

1981 (2)

MIKE MOSLEY (WR)

3rd—Kansas City Chiefs

MACK MOORE (DL)

6th—Miami Dolphins

1980 (5)

CURTIS DICKEY (RB)

1st—Baltimore Colts

JACOB GREEN (DL)

1st—Seattle Seahawks

GERALD CARTER (WR)

9th—Tampa Bay Bucs

GEORGE WOODARD (RB)

11th—New Orleans Saints

JAMES ZACHRY (LB—DL)

11th—New York Jets

1979 (3)

TONY FRANKLIN (PK)

3rd—Philadelphia Eagles

CODY RISIEN (OL)

7th—Cleveland Browns

EUGENE SANDERS (DL)

8th—Tampa Bay Bucs

1978 (3)

FRANK MYERS (OL)

5th—Baltimore Colts

MARK DENNARD (OL)

10th—Miami Dolphins

MICHAEL WILLAMS (DB)

11th—Washington Redskins

1977 (6)

ROBERT JACKSON (LB)

1st—Cleveland Browns

DENNIS SWILLEY (TE)

2nd—Minnesota Vikings

TANK MARSHALL (DL)

3rd—New York Jets

EDGAR FIELDS (DL)

3rd—Atlanta Falcons

LESTER HAYES (DB)

5th—Oakland Raiders

JIMMY DEAN (DL)

4th—Kansas City Chiefs

1976 (10)

BUBBA BEAN (RB)

1st—Atlanta Falcons

PAT THOMAS (DB)

2nd—Los Angeles Rams

GLENN BUJNOCH (OL)

2nd—Cincinnati Bengals

ED SIMONINI (LB)

3rd—Baltimore Colts

GARTH TEN NAPLE (LB)

7th—Detroit Lions

JACKIE WILLIAMS (DB)

7th—Kansas City Chiefs

RICHARD OSBORNE (TE)

9th—Philadelphia Eagles

BRUCE WELCH (OL)

9th—Tampa Bay Bucs

SKIP WALKER (RB)

11th—Houston Oilers

CARL ROACHES (WR)

14th—Tampa Bay Bucs

1975 (4)

TIM GRAY (DB)

1st—St. Louis Cardinals

JOHN MCCRUMBLY (LB)

5th—Kansas City Chiefs

JAMES DANIELS (DB)

7th—Oakland Raiders

RICKEY SEEKER (OL)

17th—Houston Oilers

1973 (5)

BRAD DUSEK (DB)

3rd—New England Patriots

DAVID CALLAWAY (OL)

9th—New England Patriots

JIM KRIMPKIN (OL)

10th—New York Jets

HOMER MAY (TE)

11th—New England Patriots

RALPH SACRA (OL)

14th—Philadelphia Eagles

1972 (2)

DAVID HOOT (DB)

3rd—Los Angeles Rams

LEONARD FOREY (OL)

6th—Cleveland Browns

1971 (2)

DAVE ELMENDORF (DB)

3rd—Los Angeles Rams

JIM SHEFFIELD (PK)

12th—Kansas City Chiefs

1970 (3)

LARRY STEGENT (RB)

1st—St. Louis Cardinals

BILLY BOB BARNETT (DL)

3rd—Kansas City Chiefs

BARNEY HARRIS (DB)

9th—Baltimore Colts

1969 (9)

TOMMY MAXWELL (DB)

2nd—Baltimore Colts

TOM BUCKMAN (TE)

12th—Green Bay Packers

GEORGE RESLEY (DL)

12th—Houston Oilers

STEVE O'NEAL (P)

13th—New York Jets

EDD HARGETT (QB)

16th—New Orleans Saints



KEVIN MATTHEWS

1964 (2)

RAY KUBALA (OL)

7th—Denver Broncos

RON CARPENTER (WR)

12th—San Diego Chargers

1963 (3)

LEE ROY CAFFEY (LB)

4th—Houston Oilers

JERRY HOPKINS (OL)

4th—Houston Oilers

LEE ROY CAFFEY (LB)

7th—Philadelphia Eagles

GEORGE HOGAN (OL)

18th—Oakland Raiders

SAM BYER (LB)

22nd—Houston Oilers

1961 (1)

RANDY SIMS (RB)

18th—Green Bay Packers

1960 (3)

GALE OLIVER (OL)*

Dallas Texans

CHARLIE MILSTEAD (QB)*

San Diego Chargers

GORDON LEBOEUF (RB)*

New York Titans

* expansion draft

1959 (2)

KEN BECK (OT)


4th—Chicago Cardinals

JOHN TRACEY (WR)

14th—Los Angeles Rams



RED BRYANT



MARTELLUS BENNETT

1958 (6)

JOHN DAVID CROW (RB)
1st—Chicago Cardinals

CHARLES KRUEGER (OL)
1st—San Francisco 49ers

BOBBY JOE CONRAD (DB)
5th—New York Giants

BOBBY MARKS (DB)
8th—Los Angeles Rams

KEN HALL (RB)
14th—Baltimore Colts

RODDY OSBORNE (RB)
17th—Cleveland Browns

1957 (2)

JACK PARDEE (RB)
2nd—Los Angeles Rams

GEORGE GILLAR (B)
23rd—Detroit Lions

1956 (1)

JACK POWELL (OL)
8th—Detroit Lions

1955 (3)

FRED BROUSSARD (OL)
4th—Pittsburgh Steelers

ELWOOD KETTLER (QB)
14th—New York Giants

BERNIE SINCLAIR (WR)
29th—Pittsburgh Steelers

1954 (1)

DON ELLIS (DB)
5th—Baltimore Colts

1953 (3)

JACK LITTLE (OL)
5th—Baltimore Colts

DARROW HOOPER (OL)
10th—New York Giants

RAY GRAVES (RB)
27th—Baltimore Colts

1952 (6)

YALE LARY (DB)
3rd—Detroit Lions

BILLY TIDWELL (RB)
3rd—San Francisco 49ers

GLENN LIPPMANN (RB)
22nd—Chicago Cardinals

SAM MOSES (OL)
27th—Chicago Cardinals

HUGH MEYER (OL)
27th—Los Angeles Rams

RUSS HUDECK (OT)
29th—Dallas Texans

1951 (2)

BOB SMITH (RB)
4th—Cleveland Browns

BOB BATES (OC)
16th—Washington Redskins

1950 (1)

ANDY HILLHOUSE (WR)
12th—Los Angeles Rams

1949 (5)

BOB GOODE (RB)
1st—Washington Redskins

JIM WINKLER (OL)
2nd—San Francisco 49ers
(AAFC Secret)

JIM WINKLER (OL)
3rd—Los Angeles Rams

BOB GOODE (RB)
13th—Chicago Bears

BOBBY GOFF (RB)
25th—Pittsburgh Steelers

1947 (5)

MONTE MONCRIEF (OL)
6th—Green Bay Packers

ED ROBNETT (FB / LB)
12th—San Francisco 49ers

BURYL BATY (DB)
19th—Detroit Lions

LEO DANIELS (OL)
23rd—Miami Dolphins

BOB TULIS (OT)
29th—Detroit Lions

1946 (7)

LYNN DICKEY (RB)
6th—Chicago Cardinals

GRANT DARNELL (OL)
7th—Green Bay Packers

MONTE MONCRIEF (OT)
10th—Washington Redskins

GEORGE STROHMEYER (OL)
11th—Los Angeles Rams

BOB BUTCHOFSKY (DB)
14th—Washington Redskins

MARION FLANAGAN (DB)
24th—Washington Redskins

JIM HALLMARK (DB)
26th—Los Angeles Rams

1945 (2)

ED DUSEK (DL)
29th—Chicago Cardinals

OTTO PAYNE (OL)
30th—Chicago Cardinals

1944 (2)

LEO DANIELS (OL)
12th—Chicago Cardinals

BOB BUTCHOFSKY (DB)
28th—Green Bay Packers

1943 (3)

BILL HENDERSON (WR)
7th—Cleveland Rams

CULLEN ROGERS (RB)
16th—Cleveland Rams

FELIX BUCEK (OL)
17th—Pittsburgh Steelers

1942 (2)

MARTIN RUBY (OT)
3rd—Chicago Bears

WILLIE ZAPALAC (RB)
6th—Los Angeles Rams

1941 (7)

JOHN KIMBROUGH (RB)
1st—Chicago Cardinals

JIM THOMASON (RB)
1st—Detroit Lions

MARION PUGH (QB)
2nd—Philadelphia Eagles

MARSHALL ROBNETT (OT)
6th—Chicago Cardinals

ERNIE PARNELL (OL)
14th—Green Bay Packers

BILL CONATSER (DB)
14th—Philadelphia Eagles

CHARLEY HENKE (OL)
19th—Philadelphia Eagles

1940 (1)

JOE BOYD (OT)
4th—Washington Redskins

1939 (4)

DICK TODD (RB)
3rd—Washington Redskins

FRED COSTON (DB)
5th—Philadelphia Eagles

RANKIN BRITT (OL)
9th—Philadelphia Eagles

BRUNO SCHROEDER (DL)
10th—New York Giants

1938 (2)

JOE ROUTT (OG)
2nd—Cleveland Rams

ROY YOUNG (OT)
5th—Washington Redskins



STEPHEN MCGEE

