



# MUSTANGS

2017 SMU FOOTBALL

GET HERE FOR  
GAMEDAY

**COURTLAND**

# SUTTON

WIDE RECEIVER | BRENHAM, TEXAS

- 2017 Heisman Trophy Candidate
- 2017 Pre-Season All-American
- 2015 Freshman All-American
- 2016 First-Team All-AAC
- Ranked as the No. 1 WR Prospect for the 2018 NFL Draft by BleacherReport and HeroSports
- Holds SMU single-game receiving yards record (252)
- Holds SMU sophomore season receiving yards record (1,246)
- Holds SMU freshman season receiving yards record (688)
- Finished among the top-20 nationally in receiving yards per game, receiving yards and receptions in 2016



**“College football's best wide receiver prospect wasn't in the 2017 NFL Draft, according to NFL scouts...”**

**MATT MILLER,**  
BleacherReport



# TABLE OF CONTENTS

## OUTLOOK

Table of Contents/Quick Facts/Credits	1
Rosters	2-3

## PLAYERS, COACHES & STAFF

The 2017 Mustangs	4-27
Head Coach Chad Morris	28-29
Assistant Coaches	30-39
Support Staff	40-44

## SMU ADMINISTRATION

President R. Gerald Turner	45
University Athletic Representative Paul Rogers	45
Director of Athletics Rick Hart	46
Deputy Director of Athletics Kurt Pottkotter	46

## OPPONENTS

American Athletic Conference	47
Opponent Information	48
American Athletic Conference Composite Schedule	49
The American Bowl Games	49

## REVIEW

2016 Statistics	50-53
2016 Game Recaps	54-59

## RECORDS

Statistical Trends	60-61
Scoring Records	62
Rushing Records	63-65
Passing Records	66-67
Receiving Records	68-69
Total Offense Records	70-71
Punting & Placekicking Records	72-73
Kickoff Return Records	74
Punt Return Records	75
Defensive Records	76
Interception Records	77
Team Records	78-80
Opponent Records	81-82
Bowl Records	82
SMU Football Year-By-Year	83
Records of SMU Coaches	83
Year-By-Year Results	84-87
Series Histories	88-91
Conference Team Rankings	92-93
Conference Individual Rankings	94-95
Year-By-Year Statistics	96-128

## HISTORY

The History of SMU Football	129-134
Bowl History	135-142
SMU Lettermen	143-147
Mustangs By The Numbers	148-152
SMU All-Americans	153
Honored Jerseys	154-155
SMU Football Greats	156-164
SMU Honors	165
All-Conference Selections	166-168
All-Star Appearances	169-171
Mustangs In The Pros	172-175
NFL Draft History	176

## MEDIA

Media Information	177-178
Ford Stadium Information/Directions to SMU	179
SMU Senior Staff & Head Coaches	180



## QUICK FACTS

### MUSTANG QUICK FACTS

Location	Dallas, Texas
Founded	1911
Enrollment	11,739
Nickname	Mustangs
Mascot	Peruna IX (a Shetland pony)
School Colors	Red (PMS 186) & Blue (PMS 286)
Conference	American Athletic Conference
Stadium	Gerald J. Ford Stadium (32,000)
President	Dr. R. Gerald Turner
Director of Athletics	Rick Hart
University Athletic Representative	Paul Rogers
Chair of the Athletic Council	Dan Orlovsky
Head Football Coach	Chad Morris
Overall Coaching Record	7-17/Third Season
SMU Coaching Record	7-17/Third Season
SMU 2016 Overall Record	5-7
2016 American Record	3-5 (8th)
Offensive System	Multiple
Defensive System	4-3
National Championships	3 (1935, 1981 & 1982)
Conference Championships	11 (last - 1984)
Bowl Appearances	15 (last - 2012 Sheraton Hawaii Bowl)
All-Time Football Record	478-528-54
First Football Season	1915
Offensive Starters Returning/Lost	9/2
Defensive Starters Returning/Lost	5/6
Letterwinners Returning/Lost	40/19

### SMU COACHING STAFF

Head Coach	Chad Morris
Defensive Coordinator	Van Malone
Offensive Coordinator	Joe Craddock
Associate Head Coach/Running Backs	Jeff Traylor
Wide Receivers	Justin Stepp
Defensive Line	Buddy Wyatt
Offensive Line	Dustin Fry
Secondary	Jess Loepp
Linebackers	Archie McDaniel
Special Teams/ Tight Ends	Keith Gunn

### SMU ATHLETICS PUBLIC RELATIONS

Sr. Assoc. A.D./External Affairs (FB SID)	Brad Sutton
Office	214-768-1651
Cell	214-914-8705
E-Mail	bsutton@smu.edu
Director of Public Relations (Asst. FB SID)	Herman Hudson
Office	214-768-1304
Cell	214-924-0358
E-Mail	hermanh@smu.edu
Asst. Director of Public Relations (Asst. FB SID)	Lindsey Olsen
Office	214-768-4970
Cell	847-344-0389
E-Mail	lmolsen@smu.edu
Press Box Phone	214-768-7730

**SMUMUSTANGS.COM**



SMUMUSTANGS  
SMUFOOTBALL



SMUMUSTANGS  
COACHCHADMORRIS  
SMU\_FOOTBALL



SMU.MUSTANGS  
SMUFB



SMU.MUSTANGS

### SMU ATHLETICS MISSION STATEMENT

In alignment with the educational mission of the University, we engage the community in meaningful ways and develop the resources necessary to graduate Student-Leaders and pursue championships. Above all else, we prepare students for life.

### CREDITS

The 2017 SMU Football Media Guide is a production of the SMU Athletics Public Relations Office. The guide was written and edited by Sr. Associate Athletic Director Brad Sutton, Director of Public Relations Herman Hudson, Assistant Director Lindsey Olsen and Public Relations Assistants Will Jones and Spencer Stewart. Graphics and layout by Grant Hawkins.

### PHOTOGRAPHY

Steve Blum, Brad Bradley, Vladimir Cherry, Joe Collins, *The Dallas Morning News*, Raff Frano, Michael C. Hebert, Tim Heitman, Hillsman Jackson, Travis Johnston, Linda Kaye, James Laughead, Jim Midgett, Gene Nunn, Rivals.com, Jody Shervanick, Rick Smith, Phil Stephens, Peter Waters, John Yates, Kathy Young and George Walker

# 2017 ALPHABETICAL ROSTER

NUMERICAL ROSTER			No.	Name	Pos.	Ht.	Wt.	Class-Exp.	Hometown / Last School / High School
No.	Name	Pos.	46	Andrew Adams	LB	6-0	226	SO-TR	Little Rock, Arkansas / Davidson / Central HS
1	Eric Sutton	CB	77	Alan Ali	OL	6-5	275	FR-HS	Fort Worth, Texas / Timber Creek
1	Kevin Thomas	WR	53	Nicholas Avantino	LS	6-0	246	JR-SO	Redding, Calif. / Redding Christian
2	Rafe Peavey	QB	7	Michael Badejo	DL	6-2	239	SO-1L	Grand Prairie, Texas / Timberview
2	Noah Spears	LB	56	Harrison Barton	OL	6-3	279	FR-RS	Bellaire, Texas / Houston Christian
3	Cedric Lancaster	DB	14	Ryan Becker	TE	6-5	230	SO-1L	Marble Falls, Texas / Marble Falls
3	James Proche	WR	86	Judah Bell	WR	6-3	190	FR-HS	Tyler, Texas / Bishop T.K. Gorman
4	Mikial Onu	S	10	Brandon Benson	WR	6-1	200	FR-RS	Waco, Texas / La Vega
4	Tyler Page	WR	94	Chris Biggurs	DL	6-3	280	SO-1L	Coppell, Texas / Coppell
5	Ar'mani Johnson	CB	30	Kyle Blaskovich	LB	6-2	200	FR-HS	Moorestown, N.J. / Moorestown High School
5	Xavier Jones	RB	63	Evan Brown	OL	6-3	308	SR-3L	Southlake, Texas / Carroll
6	Elijah McQueen	S	27	Michael Clark	S	6-1	188	FR-RS	Cedar Hill, Texas / Cedar Hill
6	Braeden West	RB	8	Rodney Clemons	DB	6-0	187	SO-1L	Katy, Texas / Taylor
7	Michael Badejo	DL	32	RC Cox	LB	6-1	217	SR-2L	Gurnee, Ill. / Carmel Catholic
7	D.J. Gillins	QB	97	Turner Coxe	DL	6-2	248	FR-HS	Dallas, Texas / Highland Park
8	Rodney Clemons	DB	28	Christian Davis	DB	6-0	179	SO-1L	Waco, Texas / Midway
8	Ben Hicks	QB	25	Myles Duke	LB	6-1	224	FR-RS	Baytown, Texas / Goose Creek
9	Shaine Hailey	LB	41	Pedro Duran Silva	DB	5-9	180	FR-HS	Austin, Texas / Leander
9	Shelby Walker	WR	11	Raymond Epps	TE	6-4	248	SR-GT	Indianapolis, Ind. / Arizona State/Arizona Western College/Warren Central
10	Brandon Benson	WR	26	Brent Freeman	DB	5-10	188	JR-SO	Houston, Texas / North Central College / Lutheran South Academy
10	Demerick Gary	DL	13	Ke'Mon Freeman	RB	5-11	208	SO-1L	Texarkana, Texas / Liberty-Eylau
11	Raymond Epps	TE	22	Myron Gailliard	WR	5-9	175	SO-1L	Mansfield, Texas / Mansfield Timberview
11	Kyran Mitchell	LB	10	Demerick Gary	DL	6-3	268	SO-1L	Dallas, Texas / Kimball
12	Kevin Johnson	DB	93	Mason Gentry	DE	6-6	301	SR-3L	Plano, Texas / Plano West
13	Ke'Mon Freeman	RB	7	D.J. Gillins	QB	6-3	203	JR-JC	Jacksonville, Fla. / Pearl River CC / Wisconsin / Ribault
13	Tyeson Neals	DL	56	Jordan Gipson	DL	6-1	247	FR-HS	Bay City, Texas / Bay City
14	Ryan Becker	TE	29	Justin Guy-Robinson	CB	5-10	170	FR-HS	Pearland, Texas / Pearland
14	Josh Williams	K	9	Shaine Hailey	LB	6-0	205	FR-HS	Dallas, Texas / Bishop Dunne
15	Alex Honey	WR	49	Robert Hall	DE	6-3	266	FR-RS	Madison, Mississippi / Madison Central
15	Jordan Wyatt	DB	8	Ben Hicks	QB	6-1	217	SO-1L	Waco, Texas / Midway
16	Courtland Sutton	WR	15	Alex Honey	WR	6-4	199	SO-1L	Denton, Texas / Guyer
17	Austin Upshaw	QB	50	Will Hopkins	OL	6-7	298	SR-GT	Austin, Texas / Oregon State / Bowie
17	Jordan Williams	LB	23	Nick Horton	DE	6-2	250	SR-2L	Garland, Texas / Garland
18	William Jeanlys	DB	75	Hayden Howerton	OL	6-4	260	FR-HS	Katy, Texas / Katy
18	Trey Quinn	WR	60	Matthew Huhn	OL	6-7	270	FR-HS	San Antonio, Texas / John Jay
20	Collin Rock	DB	72	Braylon Hyder	OL	6-2	326	SR-2L	Houston, Texas / Lamar
21	Kayce Medlock	RB	18	William Jeanlys	DB	6-2	198	JR-2L	Boynton Beach, Fla. / Pope John Paul II
21	Chase Schultz	S	5	Ar'mani Johnson	CB	5-11	165	FR-HS	Missouri City, Texas / Ridge Point
22	Myron Gailliard	WR	12	Kevin Johnson	DB	5-10	164	SO-1L	Waskom, Texas / Waskom
22	Matt McNew	LB	72	Patrick Jones	DT	6-3	272	FR-RS	Fort Worth, Texas / Arlington Heights
23	Nick Horton	DE	5	Xavier Jones	RB	5-10	196	SO-1L	Spring, Texas / Spring
24	Mitchell Kaufman	TE	24	Mitchell Kaufman	TE	6-3	228	JR-2L	Dallas, Texas / Highland Park
24	Delano Robinson	S	3	Cedric Lancaster	DB	5-10	173	SR-1L	Houston, Texas / Lamar
25	Myles Duke	LB	99	Justin Lawler	DE	6-4	266	SR-3L	Pottsboro, Texas / Pottsboro
26	Brent Freeman	DB	44	Harrison Loveless	DL	6-3	255	FR-HS	Cypress, Texas / Cypress Ranch
27	Michael Clark	S	78	Jalen Lynch	OL	6-3	312	FR-RS	Dallas, Texas / St. Marks School of Texas
28	Christian Davis	DB	34	Brice Madison	DB	5-8	174	FR-RS	Houston, Texas / Bellaire Episcopal



No.	Name	Pos.	Ht.	Wt.	Class-Exp.	Hometown / Last School / High School
66	Myles McCormack	DL	6-1	272	SO-SQ	Irving, Texas / MacArthur
90	Ken McLaurin	DL	6-2	326	FR-RS	Aubrey, Texas / Ryan
22	Matt McNew	LB	6-3	238	JR-2L	Robinson, Texas / Robinson
6	Elijah McQueen	S	5-10	177	FR-HS	Terrell, Texas / Terrell
21	Kayce Medlock	RB	5-10	190	FR-HS	Arp, Texas / Arp
33	Alex Melvin	P/K	6-4	182	SO-SQ	Burnet, Texas / Burnet
11	Kyran Mitchell	LB	6-0	213	JR-2L	Houston, Texas / Lamar
45	Will Moore	K	6-0	165	FR-RS	Dallas, Texas / Highland Park
68	Nick Natour	OL	6-4	290	JR-1L	Frisco, Texas / Lone Star
38	Toby Ndukwe	DL	6-2	220	FR-HS	Richmond, Texas / George Ranch
13	Tyson Neals	DL	6-3	235	SO-JC	Moore, Okla. / Northeastern Oklahoma A&M/Moore
36	Kane Norman	RB	5-9	175	JR-TR	Allen, Texas / Austin College / Allen
4	Mikial Onu	S	5-11	192	SO-1L	Sugarland, Texas / George Ranch
4	Tyler Page	WR	6-0	180	FR-HS	Friendswood, Texas / Friendswood
2	Rafe Peavey	QB	6-1	201	JR-TR	Bolivar, Mo. / Arkansas / Bolivar HS
31	Merek Pierce	RB	5-10	200	SO-TR	Frisco, Texas / Valparaiso / John Paul II
79	Rex Printz	OL	6-3	296	SR-1L	Marble Falls, Texas / Trinity Valley CC / Marble Falls
3	James Proche	WR	5-11	188	SO-1L	Dallas, Texas / DeSoto
57	Chad Pursley	OL	6-4	275	JR-1L	Mansfield, Texas / Legacy
18	Trey Quinn	WR	6-0	203	JR-TR	Lake Charles, La. / LSU / Barbe
82	Corey Rau	TE	6-4	253	FR-RS	Katy, Texas / Cinco Ranch
42	Raul Reyes III	DB	5-10	202	JR-SQ	Dallas, Texas / Pinkston
48	Anthony Rhone	LB	6-0	237	SR-3L	Texarkana, Texas / Texarkana
24	Delano Robinson	S	5-11	185	FR-HS	Denton, Texas / Billy Ryan
20	Collin Rock	DB	5-11	177	FR-RS	Cypress, Texas / Cypress Ranch
47	Jamie Sackville	P	5-11	198	SO-1L	Melbourne, Australia / Caulfield Grammar School
76	Jerry Saena	OL	6-4	318	SR-1L	Pago Pago, American Samoa / Fa'asao Marist
21	Chase Schultz	S	6-1	197	JR-SQ	Rockwall, Texas / Louisiana Tech / Heath
35	Delontae Scott	DL	6-5	253	SO-1L	Irving, Texas / Nimitz
57	Michael Sehlinger	LS	6-2	230	SO-SQ	Louisville, Kentucky / Saint Xavier
81	Jordan Severt	TE	6-4	239	JR-SQ	Austin, Texas / Westlake
88	Joshua Shelmire	WR	6-2	187	FR-RS	Dickinson, Texas / Lutheran South
70	Kadarius Smith	OL	6-3	281	FR-RS	Plano, Texas / Plano
2	Noah Spears	LB	6-2	235	FR-RS	Irving, Texas / Nimitz
54	Garrett Stotts	LS	6-0	218	JR-2L	Lakeway, Texas / Lake Travis
16	Courtland Sutton	WR	6-4	218	JR-2L	Brenham, Texas / Brenham
1	Eric Sutton	CB	5-10	168	SO-1L	Cedar Hill, Texas / Cedar Hill
88	Hunter Thedford	DE	6-7	245	SO-SQ	Comanche, Texas / Comanche
1	Kevin Thomas	WR	6-2	190	JR-2L	DeSoto, Texas / DeSoto
69	Jacob Todora	OL	6-4	275	FR-RS	Frisco, Texas / Wakeland
17	Austin Upshaw	QB	6-1	188	FR-HS	La Porte, Texas / La Porte
9	Shelby Walker	WR	6-0	160	SR-3L	Houston, Texas / Lamar
33	Jordan Ward	LB	6-3	224	SO-1L	Sugarland, Texas / Kempner
74	Braxton Webb	OL	6-5	275	FR-RS	San Angelo, Texas / Central
6	Braeden West	RB	5-10	165	JR-2L	Katy, Texas / Seven Lakes
64	Bryce Wilds	OL	6-7	305	SO-1L	Freeport, Texas / Brazosport
95	J.T. Williams	DT	6-1	285	SR-1L	Denton, Texas / Trinity Valley CC / Ryan
17	Jordon Williams	LB	6-1	207	SO-1L	Houston, Texas / Jersey Village
14	Josh Williams	K	5-11	165	JR-2L	Rowlett, Texas / Rowlett
15	Jordan Wyatt	DB	6-0	192	JR-2L	Wylie, Texas / East

No.	Name	Pos.
29	Justin Guy-Robinson	CB
30	Kyle Blaskovich	LB
31	Merek Pierce	RB
32	RC Cox	LB
33	Jordan Ward	LB
34	Brice Madison	DB
35	Delontae Scott	DL
36	Kane Norman	RB
38	Toby Ndukwe	DL
41	Pedro Duran Silva	DB
42	Raul Reyes III	DB
44	Harrison Loveless	DL
45	Will Moore	K
46	Andrew Adams	LB
47	Jamie Sackville	P
48	Anthony Rhone	LB
49	Robert Hall	DE
50	Will Hopkins	OL
53	Nicholas Avantino	LS
54	Garrett Stotts	LS
56	Harrison Barton	OL
56	Jordan Gipson	DL
57	Chad Pursley	OL
57	Michael Sehlinger	LS
60	Matthew Huhn	OL
63	Evan Brown	OL
64	Bryce Wilds	OL
66	Myles McCormack	DL
68	Nick Natour	OL
69	Jacob Todora	OL
70	Kadarius Smith	OL
72	Braylon Hyder	OL
72	Patrick Jones	DT
74	Braxton Webb	OL
75	Hayden Howerton	OL
76	Jerry Saena	OL
77	Alan Ali	OL
78	Jalen Lynch	OL
79	Rex Printz	OL
81	Jordan Severt	TE
82	Corey Rau	TE
86	Judah Bell	WR
88	Joshua Shelmire	WR
88	Hunter Thedford	DE
90	Ken McLaurin	DL
93	Mason Gentry	DE
94	Chris Biggurs	DL
95	J.T. Williams	DT
97	Turner Cox	DL
99	Justin Lawler	DE

# MEET THE MUSTANGS



**46** ANDREW ADAMS

- 6-0 - 226 - LB - SO-TR
- LITTLE ROCK, ARK.
- DAVIDSON/CENTRAL

2016: Redshirted.

**Freshman (2015 at Davidson):** Named to the PFL Academic Honor Roll... Saw action in one game, the season-opener at The Citadel.

**Prep:** A four-year letterwinner... First-team All-Conference 7A East... Named an NUC All-American... Team Captain... Recipient of the Little Rock Central Leadership Award... Member of National Honor Society... Member of Boys State... Served as FCA president.

**Personal:** Son of Tiffany and Jon Adams... Has a younger sister, Aubrey... Father played football and ran track at Missouri State.



**77** ALAN ALI

- 6-5 - 275 - OL - FR-HS
- FORT WORTH, TEXAS
- TIMBER CREEK

**Prep:** A three-star recruit by ESPN, 247Sports and Rivals... A three-year starter at Timber Creek... Earned AP All-State honorable mention honors in 2016... Named first-team All-District 3-6A as a senior... Chose SMU over Arizona State, California, Colorado State, Iowa State, Nebraska, Nevada, New Mexico, Tulsa and Virginia.



**53** NICHOLAS AVANTINO

- 6-0 - 246 - LS - JR-SO
- REDDING, CALIF.
- REDDING CHRISTIAN

**Sophomore (2016):** Did not see game action.

**Freshman (2015):** Played in one game.

2014: Redshirted.

**Prep:** Lettered three years in high school... Was a BBA Scholar.

**Personal:** Parents are Frank and Karen.



**7** MICHEAL BADEJO

- 6-2 - 239 - DL - SO-IL
- GRAND PRAIRIE, TEXAS
- TIMBERVIEW


**Freshman (2016):** Played in 10 games, starting two (vs. Liberty, vs.TCU)... Was one of three true freshmen (Ke'Mon Freeman and Ryan Becker) to start a game... Totaled 13 tackles with 1.5 tackles for loss, including a sack against Liberty.

**Prep:** A consensus three-star prospect... A first-team All-District performer as a junior and a second-team selection as senior... Notched 81 tackles, 12 tackles for loss and six sacks... Rated the No. 64 OLB in the nation by ESPN... Named one of "Texas' Best" 2016 Linebackers by Dave Campbell's Texas Football Rising... Also lettered in track, running the 4x100m, 4x200m, 100m and 200m... Played for James Brown at Timberview.

**Personal:** Son of Margaret and Michael Badejo... Mother ran track at Texas State while father played soccer at UNT... Brother and sister both play college basketball.



MICHEAL BADEJO



**56** HARRISON BARTON

- 6-3 - 279 - OL - FR-RS
- BELLAIRE, TEXAS
- HOUSTON CHRISTIAN

2016: Redshirted.

**Prep:** A three-star ESPN prospect... Graded out at 93 percent as a senior with 61 pancakes in 10 games... Did not allow a sack in his final three prep seasons... Named All-Southwest Preparatory Conference as junior and senior... Was a finalist for the Houston Touchdown Club's Lineman of the Year and a quarterfinalist for the Lombardi Award, given to best offensive lineman, defensive lineman or linebacker in Houston area... Houston Area Top 50 prospect by Vype... Named to the Houston Chronicle Greater Houston Top 100... Played on both sides of the ball as a senior... Played for Max Bowman at Houston Christian... Also lettered in lacrosse.

**Personal:** Son of Beth and Sean Barton.





**14 RYAN BECKER**

- 6-5 - 230 - TE - SO-IL
- MARBLE FALLS, TEXAS
- MARBLE FALLS

**Freshman (2016):** Played in all 12 games, making one start (at Baylor)... Was one of three true freshmen (Michael Badejo and Ke'Mon Freeman) to start a game... Saw time on special teams and registered one catch for 17 yards in the season-opener at North Texas.

**Prep:** A consensus three-star prospect... Named first-team All-District 25-5A and honorable mention All-State (AP)... Named one of "Texas' Best" 2016 Athletes by Dave Campbell's Texas Football Rising... Chosen as Team Offensive MVP... Recorded 74 pancakes on the year... Played for Matt Green at Marble Falls... Also lettered in track and rodeo... Advanced to the Texas High School Rodeo Association's team-roping finals.

**Personal:** Son of Tracey and Mark Becker.



RYAN BECKER



**86 JUDAH BELL**

- 6-3 - 190 - WR - FR-HS
- TYLER, TEXAS
- BISHOP T.K. GORMAN

**Prep:** A three-star recruit by 247Sports and Rivals... A three-year starter at Bishop T.K. Gorman... Named first-team Parade All-American as a senior... Led the nation in receiving yards with 2,352 on 110 receptions and 18 touchdowns in 2016... Named TAPPS Division II first-team All-State and All-District as a junior and senior... Finished with 68 receptions and 1,348 receiving yards with 16 touchdowns in 2015... Earned Built Ford Tough Texas High School Football Player of the Week accolades (Sept. 14) after registering 16 catches for 376 yards and five touchdowns against Ore City during his senior season... Also lettered in basketball and track and field... Plays the piano, electric guitar, acoustic guitar, stand-up bass, electric bass, drums and cello... Chose SMU over Houston, Kansas, Memphis and others.



**10 BRANDON BENSON**

- 6-1 - 200 - WR - FR-RS
- WACO, TEXAS
- LA VEGA

**2016:** Redshirted.

**Prep:** Named one of "Texas' Best" 2016 Receivers & Tight Ends by Dave Campbell's Texas Football Rising... Ranked as the No. 15 wideout in the Midlands by Scout... Named to the CenTex Top 25 by the Waco Tribune-Herald... Played for Willie Williams at La Vega... Helped La Vega to a state title as a senior... Also lettered in basketball... Chose SMU over offers from Houston, Illinois, Kansas, Northwestern, Purdue, Texas Tech, Wisconsin and others... Recruited by Claude Mathis and Justin Stepp.

**Personal:** Son of LaRonda and Michael Benson.



**94 CHRIS BIGGURS**

- 6-3 - 280 - DL - SO-IL
- COPPELL, TEXAS
- COPPELL


**Freshman (2016):** Played in all 12 games, recording three tackles, including one tackle for loss against USF.

**2015:** Redshirted.

**Prep:** A three-star ESPN and 247Sports prospect... Recorded 38 tackles and helped Coppel reach the playoffs as a senior... Son of former Texas Tech offensive tackle Charlie Biggurs... Played for Mike DeWitt at Coppel.



CHRIS BIGGURS



**30 KYLE BLASKOVICH**

- 6-2 - 200 - LB - FR-HS
- MOORESTOWN, N.J.
- MOORESTOWN

**Prep:** Three-year letterwinner at Moorestown... Named Val Curren Award Winner... Team defensive MVP... All-County Selection... Also lettered in swimming and lacrosse.

**Personal:** Son of John and Virginia Buckley-Blaskovich... Has three siblings, Shane, Justin and Emily.



**63** EVAN BROWN

- 6-3 - 308 - OL - SR-3L
- SOUTHLAKE, TEXAS
- CARROLL

**Junior (2016):** Played and started in all 12 games at center... Member of the Rimington Award Watch List... Named to Dave Campbell's 2016 All-Texas College Team and the Athlon Sports All-American Athletic Conference preseason squad.

**Sophomore (2015):** Started all 12 games at right guard.

**Freshman (2014):** Played and started 10 games as a true freshman... Started the first five games of the season at right guard before making two starts at center... Made his last three starts back at right guard.

**Prep:** A three-star ESPN.com and 247sports.com recruit... Was an AP first-team All-State pick as well as a first-team All-District selection... Named first-team All-Texas by Dave Campbell's Texas Football... Texas Sports Writers Association and Padilla Poll first-team All-State pick... Selected to the Star-Telegram Super Team and the 2013 Taco Bell All-North Texas Team... Was a Finalist for LaDainian Tomlinson Offensive Player of the Year... Was Dallas All-Area and on the Class 5A Region 1 Elite Team... Named the No. 44 OG in the country by ESPN.com... Listed as the No. 159 player in the region and No. 117 in Texas by ESPN.com... Helped Southlake Carroll to an 11-2 record in 2013... Had 91 pancakes, 93 knockdowns, graded at 96 percent as a senior... Notched 85 pancake blocks in 14 games (playing in only the first half of 11 games) as a junior... Earned honorable mention academic All-State accolades.



EVAN BROWN



**27** MICHAEL CLARK

- 6-1 - 188 - S - FR-RS
- CEDAR HILL, TEXAS
- CEDAR HILL

**2016:** Redshirted.

**Prep:** Notched 54 tackles in seven games... A 247Sports Composite three-star prospect... Named to Team USA for 2016 International Bowl... Played for Joey McGuire at Cedar Hill... Also lettered in track.

**Personal:** Son of Jameshia Lewis... Uncle played slot receiver at Arkansas-Pine Bluff.



**8** RODNEY CLEMONS

- 6-0 - 187 - DB - SO-IL
- KATY, TEXAS
- TAYLOR

**Freshman (2016):** Played and started in all 12 games... Finished fourth on the team in tackles with 56, including two tackles for loss... Registered his first career interception against Liberty and first career sack at Temple... Totaled four pass breakups, one quarterback hurry and one forced fumble.

**2015:** Saw action in four games before suffering an injury and receiving a medical redshirt... Had one tackle against James Madison.

**Prep:** A two-star Rivals and Scout recruit... Had 115 tackles, six pass breakups and five interceptions in 2014... Was named first-team All-District and second-team All-State... Named first-team All-Greater Houston by the Houston Chronicle... Coached by Trey Herrmann at Katy Taylor... Also lettered in basketball and track.

**CLEMONS CAREER STATISTICS**

	GP	GS	TACKLES					PASS DEF				
			Solo	Ast	Total	TFL	Yds	FF	FR	Int	Yds	BrUp
2015 Totals	4	0	1	0	1	0-0-0	0	0	0	0	0	0
2016 Totals (Fr)	12	12	45	11	56	2-0-10	1	0	0	21	4	1
Career	16	12	46	11	57	2-0-10	1	0	0	21	4	1



RODNEY CLEMONS





**32 RC COX**

- 6-1 - 217 - LB - SR-2L
- GURNEE, ILL.
- CARMEL CATHOLIC

**Junior (2016):** Played in 11 games, making two starts... Registered 33 tackles with 3.5 tackles for loss, including two sacks... Had a career-high 10 tackles and a sack at Tulane.

**Sophomore (2015):** Played in 10 games, starting four... Registered 30 tackles and a sack... Returned a blocked field goal for a 66-yard touchdown against Tulane.

**Freshman (2014):** Played in five games, recording four tackles... Made three tackles at North Texas.

**Prep:** Was a three-year letterwinner at Carmel Catholic High School in Mundelein, Ill... Earned first-team All-Area and ESCC first-team All-Conference honors... Carmel Corsairs 2013 Team MVP... Was on the Academic All-State team, Honor Roll and National Honor Society... Four-year IHSA Scholar.

**Personal:** Father Ron played for the Chicago Bears and Green Bay Packers... Mother is Michelle... Has two sisters, Caitlin and Kelsey.

**COX CAREER STATISTICS**

	TACKLES				TFL/Yds	SACKS	PASS DEF			FUMBLES			
	GP	GS	Solo	Ast			No-Yards	Int-Yds	BrUp	QBH	Rcv-Yds	FF	Kick
2014 (Fr.)	5		1	3	4								
2015 (So.)	10	4	25	5	30	1.0-6	1.0-6					2	
2016 (Jr.)	11	2	25	8	33	3.5-18	2.0-15					1	
<b>Career</b>	<b>26</b>	<b>6</b>	<b>51</b>	<b>16</b>	<b>67</b>	<b>4.5-24</b>	<b>3.0-21</b>					<b>3</b>	



RC COX



**97 TURNER COXE**

- 6-2 - 248 - DL - FR-HS
- DALLAS, TEXAS
- HIGHLAND PARK

**Prep:** A two-star recruit by 247Sports... Helped Highland Park win the UIL Class 5A Division I State Championship his senior year... Was named the defensive player of the game after finishing with 5.5 tackles, 1.5 tackles for loss, a fumble recovery and a sack that resulted in a safety in the title game... Recorded 82 tackles, including seven sacks in 2016... Named first-team All-District 15-5A as a senior... Named one of Dallas area's five best defensive linemen in the Class of 2017 by the Dallas Sporting News... Chose SMU over Army, Air Force, Lamar, Jacksonville and Valparaiso.



**28 CHRISTIAN DAVIS**

- 6-0 - 160 - DB - SO-IL
- WACO, TEXAS
- MIDWAY

**Freshman (2016):** Played in all 12 games... Registered 12 tackles, including a career-high three against both Baylor and Houston.

**Prep:** Named first-team All-District 12-6A... Notched 61 tackles, two for loss, three interceptions and eight pass break-ups... Named to the CenTex Top 25 by the Waco Tribune-Herald... A finalist for LaDainian Tomlinson Defensive Player of the Year Award... Played for Terry Gambill at Midway... Also lettered in track, running the 400m, 200m, 4x100m, 4x200m and 4x400m... A two-star prospect.

**Personal:** Son of Kristy and Justin Davis.

**DAVIS CAREER STATISTICS**

	GP	GS	TACKLES				TFL-Yds	FF	FR	PASS DEF		
			Solo	Ast	Total	Int				Yds	BrUp	QBH
2016 Totals (Fr.)	12	0	9	3	12	1.0-2	0	0	0	0	0	0



CHRISTIAN DAVIS



**25 MYLES DUKE**

- 6-1 - 224 - LB - FR-RS
- BAYTOWN, TEXAS
- GOOSE CREEK

2016: Redshirted.

**Prep:** A consensus three-star prospect... Rated as the No. 41 dual-threat quarterback in nation by ESPN... Named first-team All-District 22-5A as a wide receiver... Caught 34 passes for 577 yards and four TDs... Named to the Houston Chronicle Greater Houston Top 100... Named one of "Texas' Best" 2016 Athletes by Dave Campbell's Texas Football Rising... Played for Bret Boyd at Goose Creek... Also lettered in basketball and track... Averaged 20 ppg on the hardwood.

**Personal:** Son of Kris and Darrick Duke... Father was a two-sport athlete at Texas, playing football and baseball.



## 41 PEDRO DURAN SILVA

- 5-9 - 180 - DB - FR-HS
- AUSTIN, TEXAS
- LEANDER

**Prep:** Lettered three years in football and also lettered in basketball and soccer... Named the 2016 Leander High School Boys Athlete of the Year.



## 11 RAYMOND EPPS

- 6-4 - 248 - TE - SR-GT
- INDIANAPOLIS, IND.
- ARIZONA ST./ARIZONA WESTERN/WARREN CENTRAL

**Junior (2016 at Arizona State):** Started two games (UCLA and Colorado) and finished with one reception for 13 yards and a touchdown.

**Sophomore (2015 at Arizona State):** Played in 12 games... Finished with four catches for 52 yards and a touchdown... Had career-highs in catches (3) and yards (37) with his first career touchdown against California.

**2014 (at Arizona Western College):** Medical Redshirt.

**2013 (at Arizona Western College):** Appeared in 11 of 12 games as a freshman.

**Prep:** Played wide receiver in high school and caught 15 passes for 224 yards with three touchdowns as a senior.



## 26 BRENT FREEMAN

- 5-10 - 188 - DB - JR-SQ
- HOUSTON, TEXAS
- N.C. COLLEGE/LUTHERAN SOUTH ACADEMY

**Junior (2016):** Did not see game action.

**Freshman and Sophomore (2014 & 2015 at North Central):** Spent two seasons at NCC... Transferred to SMU in spring 2016.

**Prep:** Lettered all four years for football and lettered once for track... Claimed first-team All-District... Team claimed the district championship.



## 13 KE'MON FREEMAN

- 5-11 - 208 - RB - SO-IL
- TEXARKANA, TEXAS
- LIBERTY-EYLAU

**Freshman (2016):** Played in all 12 games, starting three... Was one of three true freshmen (Michael Badejo and Ryan Becker) to start a game... Finished second on the team in carries (154), rushing yards (651) and rushing touchdowns (4)... Registered 13 receptions for 159 receiving yards and a receiving touchdown... Threw a 43-yard touchdown pass to James Proche against USF... Posted a career-high 111 rushing yards on 18 carries and a touchdown at East Carolina and also recorded two receptions for 48 yards against the Pirates.

**Prep:** A three-star recruit... Named one of "Texas' Best" 2016 Athletes by Dave Campbell's Texas Football Rising... Named one of 12 All-Midlands Athletes and rated as the No. 12 Athlete in Texas by Scout.com... Accounted for over 5,000 total yards as a senior... Threw for over 3,300 yards with 29 TDs and just six picks... Also ran for 1,865 yards and another 29 touchdowns... Played for Steve Wells at Liberty-Eylau.

**Personal:** Son of Kisha James and Decorion Meadows... Has one brother and one sister.

### FREEMAN CAREER STATISTICS

RUSHING		RECEIVING		PASSING		ALL PURPOSE																
GP	GS	Att	Yds	Avg	TD	LG	Rec.	Yds	Avg	TD	LG	Eff	Cmp	Att	Pct	Yds	Int	TD	LG	Ru	Rcv	Total
2016	Totals	(Fr.)	12	3	154	651	4.2	4	391	13	159	12.2	1	4	25.0	43	0	1	43t	651	159	810



KE'MON FREEMAN



## 22 MYRON GAILLIARD

- 5-9 - 175 - WR - SO-IL
- MANSFIELD, TEXAS
- TIMBERVIEW

**Freshman (2016):** Played in nine games, starting one (North Texas)... Registered five catches for 54 yards with a long of 18 against Liberty... Also spent time at running back and finished with 12 carries for 24 yards.

**2015:** Redshirted.

**Prep:** A three-star Rivals recruit... Was named District 14-5A MVP as well as first-team All-District... Named the Region II District 14-5A Player of the Year by Dave Campbell's Texas Football... Accounted for over 1,300 all-purpose yards and scored 12 TDs as a senior... Coached by James Brown at Mansfield Timberview... Also lettered in basketball and track.



MYRON GAILLIARD



**10 DEMERICK GARY**

- 6-3 - 268 - DL - SO-IL
- DALLAS, TEXAS
- KIMBALL

**Freshman (2016):** Played in all 12 games... Recorded 21 tackles (18 solo) with a season-high four tackles at Temple... Finished second on the team in TFL with 7.5, including two against the Owls and third on the squad in sacks (4.0)... Registered a season-high two sacks against No. 11 Houston... Tallied three QB hurries and two pass breakups.

**Prep:** A consensus three-star prospect... A two-time District 13-5A Defensive Most Valuable Player... Rated as the No. 75 strongside defensive end in nation by 247sports... Named to Team USA for 2016 International Bowl... Named one of "Texas' Best" 2016 Defensive Linemen by Dave Campbell's Texas Football Rising... Ranked as the No. 45 player overall in the DMN's Area Top 100... Notched 74 tackles, 30 tackles for loss, 11 sacks, seven forced fumbles, three fumble recoveries and an interception - which he returned for a touchdown... Played for Henry Cofer and Carlton Nelson at Kimball... Also lettered in soccer as a goalie.

**Personal:** Son of Denica and Bernard Phillips... Uncle played football at TCU.

**GARY CAREER STATISTICS**

	TACKLES			SACKS		PASS DEF.		FUMBLES			
	GP	GS	Total	No-Yds	Int-Yds	BrUp	QBH	Rcv-Yds	FF	Bl. Kick	Saf
2016 (Fr.)	12	0	21	7.5	4.0	2	3	0	0	0	0



DEMERICK GARY



**93 MASON GENTRY**

- 6-6 - 301 - DE - SR-3L
- PLANO, TEXAS
- PLANO WEST

**Junior (2016):** Played in 11 games, starting one (TCU)... Registered 19 tackles (13 solo), including two TFL... Tied his career-high in tackles with five at Tulsa... Also recorded a pass breakup and a QB hurry.

**Sophomore (2015):** Started in all 12 games... Totaled 19 tackles and two tackles for loss... Also had a QBH.

**Freshman (2014):** Played in 12 games, starting the final 10... Totaled 38 tackles and two sacks (one each vs. TCU and Houston)... Had a season-best seven tackles against USF... Had five stops at North Texas... Blocked a field goal in SMU's win at Connecticut... Registered a safety against Houston... Also had a QBH against USF.

2013: Redshirted.

**Prep:** A three-star 247sports.com recruit and a two-star Rivals.com prospect... Notched 49 tackles (36 solo, 13 assisted) with two tackles for loss, nine QB pressures and three sacks in 2012... Named first-team All-District 10-5A... Also lettered in baseball.

**GENTRY CAREER STATISTICS**

	TACKLES			SACKS		PASS DEF.		FUMBLES			
	GP	GS	Total	No-Yds	Int-Yds	BrUp	QBH	Rcv-Yds	FF	Bl. Kick	Saf
2014 (Fr.)	12	10	38	2.0	0	0	1	0	0	1	1
2015 (So.)	12	12	19	2.0	0	1	1	0	0	0	0
2016 (Jr.)	11	1	13	2.0	0	1	1	0	0	0	0
Career	35	23	76	6.0	2.5	2	3	0	0	1	1



MASON GENTRY



**7 D.J. GILLINS**

- 6-3 - 203 - QB - JR-JC
- JACKSONVILLE, FLA.
- PEARL RIVER C.C./WISCONSIN/RIBAULT

**Sophomore (2016 at Pearl River C.C.):** Played and started in the season opener at quarterback... Entered the 2016 season as Pearl River's starting quarterback and completed 17-of-28 passes for 165 yards and rushed eight times for 55 yards against Northeast, before suffering a season-ending knee injury in the game.

**Freshman (2015 at Wisconsin):** Played in six games... Spent time at wide receiver and on special teams.

**2014 (at Wisconsin):** Redshirt season... Enrolled in January 2014 to take part in spring drills.

**Prep:** A four-star recruit by ESPN, Rivals and 247Sports... Ranked as No. 4 dual-threat quarterback in the country by 247 Sports, No. 9 by Rivals and No. 17 by ESPN.com... Four-year starter at quarterback for Eagle's View Academy and Ribault, throwing for 7,271 yards and 76 touchdowns... Threw for 2,000 yards in three separate seasons... Also ran for 775 yards and 13 TDs... Three-time all-state selection... Transferred to Ribault for senior season, throwing for 2,371 yards and 22 touchdowns while running for 602 yards and eight rushing scores en route to All-State and All-Gateway Conference honors... As a junior at Eagle's View, completed first pass of season for 55-yard touchdown before tearing ACL on second drive of season-opening game... As a sophomore, threw for 2,667 yards and 31 touchdowns while rushing for another five TDs, earning All-State honors... Threw for 2,178 yards and 22 TDs as a freshman to earn all-state honorable mention... Named to All-Combine Team at 2012 Orlando Nike Sparq Combine... Four-year team MVP and four-year team captain... Also competed in basketball and track and field... High school coaches were Ryan Keith (Eagle's View Academy) and Anthony Flynn (Ribault).

**Personal:** Son of Daniel and Teisha Gillins.



**56** JORDAN GIPSON

- 6-1 - 247 - DL - FR-HS
- BAY CITY, TEXAS
- BAY CITY

**Prep:** A two-star recruit by Scout and 247Sports... A two-year starter at Bay City and spent time at both defensive end and defensive tackle... Finished with 32 tackles and three sacks in 2016... Was named second-team All-District after tallying 39 tackles and four sacks as a junior.



**29** JUSTIN GUY-ROBINSON

- 5-10 - 170 - DB - FR-HS
- PEARLAND, TEXAS
- PEARLAND

**Prep:** A two-star recruit by ESPN, 247Sports and Scout... A second-team All-District selection at defensive back in 2016... Named of the top 100 players in Houston according to Vype.com... Chose SMU over Army, East Carolina and Fresno State.



**9** SHAINÉ HAILEY

- 6-0 - 205 - LB - FR-HS
- DALLAS, TEXAS
- BISHOP DUNNE

**Prep:** A three-star recruit by Scout... As a junior, helped lead Bishop Dunne to the TAPPS Division I state championship game in 2015... Was named team captain during his junior and senior season... Named TAPPS Division I first-team All-State and All-District as a junior and senior... Recorded 94 tackles, including 11 tackles for loss, four interceptions, two sacks and one fumble recovery in 2016... Chose SMU over Air Force and others.



**49** ROBERT HALL

- 6-3 - 266 - DL - FR-RS
- MADISON, MISS.
- MADISON CENTRAL

2016: Redshirted.

**Prep:** Hall was named Jackson Touchdown Player of the Week... High School Team Captain... National Guard Player of the Week... Lineman of the Year... All Conference Honorable Mention... Academically Hall received Mississippi History Award... Honor Roll... Mississippi Scholars Award.

**Personal:** Son of Edwin and Elizabeth Vickery... Has two younger siblings.



**8** BEN HICKS

- 6-1 - 217 - QB - SO-IL
- WACO, TEXAS
- MIDWAY


**Freshman (2016):** Played in all 12 games, starting 11... Was thrust into a starting role after Matt Davis was lost for the season during the season opener at North Texas... First career completion was an 88-yard TD pass to Courtland Sutton, which was the fifth-longest pass play in SMU history... Finished the season 234-of-422 for 2,930 yards with 19 passing touchdowns and two rushing TDs... Registered three 300-yard passing games (302 at Tulane, 380 vs. USF, 331 vs. Navy)... **SINGLE-SEASON RECORDS:** His 2,930 passing yards ranks eighth, while his 19 passing TDs is tied for seventh... **AWARDS:** Named Honorable Mention Freshman All-American by Campus Insiders... CBS Sports' Freshman of the Week (Houston)... American Athletic Conference Weekly Honor Roll (Houston)... Earl Campbell Tyler Rose Award Honor Roll (Houston)... Davey O'Brien 'Great 8' Quarterback list (Houston)... Earl Campbell Tyler Rose Award Honor Roll (at Tulane).

2015: Redshirted.

**Prep:** A four-star ESPN recruit... Ranked No. 2 at the Elite 11 QB Camp... Rated the nation's No. 22 quarterback (pocket passer) and the No. 64 player overall in Texas by ESPN.com... Ranked by Dave Campbell's Texas Football as the No. 5 QB in Texas... Led Midway to a 12-1 record in 2014, completing 67% of his passes for over 3,500 yards and 28 TDs with just six picks... Also rushed for nine scores... Named the 2014 District 12-6A Offensive MVP as well as first-team All-District... Coached by Terry Gambill at Waco Midway.

**HICKS CAREER STATISTICS**

		PASSING					RUSHING					TOTAL OFFENSE					
GP	GS	Eff	Cmp	Att	Pct	Yds	Int	TD	LG	Att.	Yds	Avg	TD	LG	Plays	Rush	Pass Total
2016 Totals (Fr)	12	11	121.5	234	422	55.5	2,930	15	19	881	41	-83	-2.0	2	15	463	-83 2,930



BEN HICKS



## 15 ALEX HONEY

- 6-4 - 199 - WR - SO-IL
- DENTON, TEXAS
- GUYER

**Freshman (2016):** Played in 10 games... Registered two catches for 56 yards, including a 45-yard touchdown reception at Tulsa.

**2015:** Redshirted.

**Prep:** A three-star Scout recruit... Caught 38 passes for 940 yards and 13 TDs as a senior and 27 passes for 519 yards and six TDs as a junior... Named first-team All-District... Ranked as the No. 38 WR in Texas by Scout... Coached by John Walsh at Guyer.



ALEX HONEY



## 50 WILL HOPKINS

- 6-7 - 298 - OL - SR-GT
- AUSTIN, TEXAS
- OREGON STATE/BOWIE

**Junior (2016):** Played in three games on special teams and at offensive tackle... Named OSU's 2016-17 Male Student-Athlete of the Year.

**Sophomore (2015 at Oregon State):** Returned after missing the first six games due to illness... Played in four games starting two... Earned Pac-12 All Academic Honors... Named to the Wuerffel Trophy Preseason Watch List.

**Freshman (2014 at Oregon State):** Played in 10 games on the field goal and PAT teams... Earned Pac-12 All-Academic First Team honors.

**(2013 at Oregon State):** Redshirted

**Prep:** Attended the United State Air Force Prep School in 2012... Registered 78 tackles, including 11 for loss as a senior... Named All-Centex at defensive line... Earned all-district first-team accolades at defensive end and second-team all-district honors at right tackle... Earned Academic All-State accolades and was named academic all-district on five occasions.

**Personal:** Son of Bill and Julie Hopkins.



## 23 NICK HORTON

- 6-2 - 250 - DE - SR-2L
- GARLAND, TEXAS
- GARLAND

**2016:** Played and started in the first two games, but missed the remainder of the season... Was granted a medical redshirt after suffering an injury in week one... Was the fourth Mustang to be awarded the number 23 to honor Jerry LeVias, who was the first African-American to receive an athletic scholarship in the Southwest Conference.

**Junior (2015):** Played in all 12 games, starting four... Recorded five tackles.

**Sophomore (2014):** Played in six games, making one start (TCU)... Made 11 tackles on the year, with a season-best four stops against TCU.

**Freshman (2013):** Saw action in two games (Texas A&M and TCU).


**Prep:** A two-star Rivals.com, 247sports.com and Scout.com prospect... Named All-Midlands Region by PrepStar... Missed most of his senior season with an injury... Had 52 tackles and five sacks as a junior.

### HORTON CAREER STATISTICS

	TACKLES						TFL	Yds
	GP	GS	Solo	Ast	Total			
2013 Totals (Fr.)	2	0						
2014 Totals (So.)	6	1	5	6	11			
2015 Total (Jr.)	12	4	3	2	5			
2016 Total	2	2	1	2	3	0.5	1	
Career	22	7	9	10	19	0.5	1	



NICK HORTON



## 75 HAYDEN HOWERTON

- 6-4 - 260 - OL - FR-HS
- KATY, TEXAS
- KATY

**Prep:** A three-star recruit by ESPN, 247Sports, Rivals... Helped lead Katy High School to the UIL Class 6A Division I Region III semifinals and a 10-3 record in 2016... Chose SMU over Army, California, Colorado State, Fresno State, Hawaii, Houston, Kansas, Memphis, Nebraska, UNLV, Wake Forest and others.



**60** MATTHEW HUHN

- 6-7 - 270 - OL - FR-HS
- SAN ANTONIO, TEXAS
- JOHN JAY

Prep: A three-star recruit by ESPN, 247Sports, Rivals and Scout... Named to the San Antonio Express-News All-Area first team in 2016... Chose SMU over Army, Baylor, California, Houston, Illinois, Iowa State, Michigan, Texas, UCF and others.



**72** BRAYLON HYDER

- 6-2 - 326 - OL - SR-2L
- HOUSTON, TEXAS
- LAMAR

Junior (2016): Played in 11 games, starting seven.

Sophomore (2015): Saw action in all 12 games, starting six.

Freshman (2014): Appeared in one game.

Prep: A three-star ESPN.com recruit... Was a first-team All-District selection as a junior and senior... Named both All-Region and All-Greater Houston... Rated the No. 19 center in the nation by 247Sports... Helped Lamar to a District 20-5A championship and 11-1 record.

Personal: Parents are Melinda and Gaylon Hyder.



BRAYLON HYDER



**18** WILLIAM JEANLYS

- 6-2 - 198 - DB - JR-2L
- BOYNTON BEACH, FLA.
- POPE JOHN PAUL II

Sophomore (2016): Played in eight games... Finished with five tackles and a forced fumble in the season opener at North Texas.

Freshman (2015): Played in 11 games, starting five... Registered 15 tackles and five passes defended... Had a forced fumble against USF.

2014: Redshirted.

Prep: A three-star ESPN.com recruit... A two-star Rivals.com and Scout.com recruit... As a junior, registered 24 catches for 668 yards and 15 touchdowns... An all-county selection and one of Palm Beach county's top-14 players to watch as a junior.

JEANLYS CAREER STATISTICS

	GP	GS	TACKLES				PASS DEFENSE				FUMBLE FF/FR				
			Solo	Ast	Total	TFL	Yds	Int	Yds	BrUp	QBH	FR	Yds	FF	
2015 Totals (Fr.)	11	5	13	2	15	0	0	0	0	5	0	0	0	0	1
2016 Totals (So.)	8	0	3	2	5	0	0	0	0	0	0	0	0	0	1
Career	19	5	16	4	20	0	0	0	0	5	0	0	0	0	2



WILLIAM JEANLYS



**5** AR'MANI JOHNSON

- 5-11 - 165 - CB - FR-HS
- MISSOURI CITY, TEXAS
- RIDGE POINT

Prep: A two-star recruit by Scout and 247Sports... Helped lead Ridge Point to an 11-1 record and the UIL Class 6A Division I Region III playoffs and the District 20-6A championship in 2016... Named first-team All-District 20-6A as a junior and senior... One of the top 100 players in Houston according to Vype.com... Recorded 49 tackles, two fumble recoveries and one interception in 2016... As a junior, tallied 91 tackles, 10 pass breakups, three interceptions and one fumble recovery... Named Academic All-District in 2016... Also lettered in track and field... Chose SMU over Fresno State and others.



**12 KEVIN JOHNSON**

- 5-10 - 164 - DB - SO-IL
- WASKOM, TEXAS
- WASKOM

**Freshman (2016):** Played in all 12 games... Finished second on the team in kickoff returns (17) and kickoff return yards (318)... Finished eighth on the squad in tackles with 40, including three TFLs... Registered a career-high 10 tackles at TCU... Had a fumble recovery at Baylor and a forced fumble at East Carolina... Also recorded a 10-yard rushing touchdown against East Carolina.

**2015:** Saw action in four games before suffering an injury and receiving a medical redshirt... Had seven kickoff returns for 145 yards... Registered two tackles and two catches.

**Prep:** Leaves as Waskom's all-time leading rusher with 5,426 yards and 75 rushing touchdowns... Also played at safety, recording 152 tackles with two sacks, four forced fumbles, two recoveries, an interception and one defensive touchdown... As a senior, led the Wildcats with 1,985 rushing yards and 21 touchdowns... Named the 2014 Class 3A Built Ford Tough Texas High School Player of the Year... Was also named All-District in basketball in 2014, and was a regional qualifier in the long jump, triple jump and sprint relay... Ran a 4.42 laser-timed 40-yard dash at the ETSN.fm + APEC Football Recruiting Combine in Tyler, Texas in the summer of 2014.

**JOHNSON CAREER STATISTICS**

	GP	GS	RECEIVING				KICKOFF RETURNS				TACKLES						
			Rec.	Yds	Avg	TD	LG	Att	Yds	Avg	TD	LG	Solo	Ast	Total	TFL	Yds
2015	4	0	2	3	1.5	0	4	7	145	20.7	0	41	2	0	2	0	0
2016 Totals (Fr.)	12	0	0	0	0	0	0	17	318	18.7	0	34	33	7	40	3	6
Career Totals	16	0	2	3	1.5	0	4	24	463	19.3	0	41	35	7	42	3	6



KEVIN JOHNSON




**72 PATRICK JONES**

- 6-3 - 272 - DT - FR-RS
- FORT WORTH, TEXAS
- ARLINGTON HEIGHTS

**2016:** Redshirted.

**Prep:** A 2014 and 2015 unanimous first-team All-District selection... Named All-Area as a senior... Notched eight sacks, 15 tackles for loss and four forced fumbles... Totaled 42 tackles in all in 2015... Played for Phil Young at Arlington Heights... A three-year letterman... Also lettered in track, reaching the regional finals in the shot... The 2015 Arlington Heights Homecoming King.

**Personal:** Son of Kelli and Patrick Jones... Brother plays football at TCU... Father played basketball at Tyler Junior College.



**5 XAVIER JONES**

- 5-10 - 193 - RB - SO-IL
- SPRING, TEXAS
- SPRING

**2016:** Named preseason 2016 Doak Walker Award Candidate... Played in two games, including the season-opener against North Texas... Rushed for 115 yards, including SMU's first touchdown of the season on a career-long 49-yard TD run against the Mean Green... Missed the next three games due to a hamstring injury, but returned against Temple and finished with four carries for 25 rushing yards, but left the game early with a shoulder injury... Received a medical redshirt.

**Freshman (2015):** Played in all 12 games, starting six... Had 634 rushing yards on 152 carries adding 10 touchdowns... Second most receptions on the team with 27 catches totaling 214 yards... Tied for second on the team for most points with 60... Threw for 79 yards and two touchdowns (TD vs. East Carolina, TD vs. Tulsa)... **SCHOOL RECORD:** Set the most rushing touchdowns by a freshman with 10.

**Prep:** A three-star 247Sports recruit... Named District 15-6A Offensive MVP as a senior... Was a first-team All-District selection at return specialist as a sophomore... Helped Spring to the regional finals in 2014, running for 2,449 yards and 29 touchdowns while catching 36 passes for 423 yards and another two scores... Played for Sam Parker at Spring.

**JONES CAREER STATISTICS**

	GP	GS	PASSING					RUSHING					TOTAL OFFENSE						
			Eff	Cmp	Att	Pct	Yds	Int	TD	LG	Att.	Yds	Avg	TD	LG	Plays	Rush	Pass	Total
2015 Totals (Fr.)	12	6	761.8	2	2	100.0	79	0	2	791	152	634	4.2	10	351	154	634	79	713
2016 Totals	2	1	0	0	0	0	0	0	0	15	140	9.3	1	491	15	140	0	140	
Career	12	6	761.8	2	2	100.0	79	0	2	791	167	774	4.6	11	491	169	774	79	853



XAVIER JONES



**24 MITCHELL KAUFMAN**

- 6-3 - 228 - TE - JR-2L
- DALLAS, TEXAS
- HIGHLAND PARK

**Sophomore (2016):** Played in all 12 games, starting one (Baylor)... Finished with seven receptions for 54 yards.

**Freshman (2015):** Played in all 12 games... Had three catches for 41 yards.

**Prep:** A two-star Rivals and Scout recruit... First-team All-District 10-4A and honorable mention All-State (AP and Texas Sportswriters) selection... Notched 70-plus tackles and four interceptions in 2014, returning three of those picks for TDs... Added 15 pass breakups... Coached by Randy Allen at Highland Park... Also lettered in basketball and golf.



MITCHELL KAUFMAN



**3 CEDRIC LANCASTER**

- 5-10 - 173 - DB - SR-IL
- HOUSTON, TEXAS
- LAMAR

**Junior (2016):** Did not see any game action.

**Sophomore (2015):** Saw action in four games... Had an interception at Memphis... Recorded three tackles.

**Freshman (2014):** Appeared in the first seven games of the season... Caught 12 passes for 93 yards, with a long reception of 36 yards against Cincinnati... Had a season-best four catches against TCU... Also returned three punts on the season.

**2013:** Awarded a Medical Hardship... Played in the season opener, before missing the rest of the season due to injury... Had two punt returns and two kick returns against Texas Tech.

**Prep:** A three-star Rivals.com, ESPN.com and 247sports.com prospect... A two-star Scout.com recruit... Named All-Midlands Region by PrepStar... Notched seven interceptions in 2012... Had 138 receiving yards and one TD... Returned 11 punts for 153 yards and eight kickoffs for 268 yards... Named first-team All-District and first-team All-Houston Area... Also tabbed to the Greater Houston Top 100 by the Houston Chronicle... Also lettered in track... Team went 15-1 in 2012.



**99 JUSTIN LAWLER**

- 6-4 - 266 - DE - SR-3L
- POTTSBORD, TEXAS
- POTTSBORD

**Junior (2016):** Named to Dave Campbell's 2016 All-Texas College Team and the Athlon Sports and Phil Steele All-American Athletic Conference preseason squads... Started all 12 games at defensive end for the second straight season... Named first-team All-American Athletic Conference becoming the first Mustang defensive lineman since current Cincinnati Bengal Margus Hunt (2012) to be named first-team all-conference... Anchored the Mustang defense finishing fifth in The American in tackles for loss (15) and tied for sixth in sacks (6.0)... Finished second on the team in tackles (65)... Named to the American Athletic Conference Weekly Honor roll after registering a career-high 4.0 tackles for loss, including 3.5 sacks in the season opener at North Texas... Tied his career-high in TFL (4.0) against Memphis... Had seven quarterback hurries, including two each against TCU and at East Carolina... Had two field goal blocks (Liberty, Tulsa) and one fumble recovery (East Carolina).

**Sophomore (2015):** Started all 12 games at defensive end... Had a team-high 64 tackles and nine tackles for loss... Recorded five sacks, two QB hurries and a forced fumble... Had a field goal block that was returned for a touchdown... Posted career game highs in sacks with two at Houston, 2.5 TFL against Temple and nine tackles against James Madison.

**Freshman (2014):** Played in all 12 games... Made 23 tackles (12 solo), including two games with a season-high four stops (at North Texas, at Tulsa)... Had two QBHs... Also appeared in some goal-line offensive sets, catching a two-point conversion at Tulsa and hauling in a three-yard touchdown reception against USF.

**2013:** Redshirted.

**Prep:** A two-star Rivals.com, 247sports.com and Scout.com prospect... Named All-Midlands Region by PrepStar... Had 13 sacks, 28 tackles for loss in 2012... Totaled 124 total tackles with two blocked punts, one forced fumble and one fumble recovery... Added 44 catches for 719 yards and 11 touchdowns on offense... A two-time District MVP... First-team 2A All-State selection and the All-State Defensive MVP (Associated Press)... Also lettered in basketball, baseball, powerlifting and track.

**LAWLER CAREER STATISTICS**

	TACKLES					SACKS		PASS DEF.			FUMBLES				
	GP	GS	Solo	Ast	Total	TFL/Yds	No-Yards	Int-Yds	BrUp	QBH	Rcv-Yds	FF	Bl.	Kick	Saf
2014 (Fr.)	12	0	12	11	23	0	0	0	0	0	0	0	0	0	0
2015 (So.)	12	12	43	21	64	9.0-35	5.0-27	0	1	2	0	1	1	1	0
2016 (Jr.)	12	12	45	20	65	15.0-79	6.0-51	0	0	7	1	0	2	0	0
Career	36	36	100	52	152	24-114	11.0-78	0	1	11	1	1	3	0	0



JUSTIN LAWLER





**44** **HARRISON LOVELESS**

- 6-3 - 255 - DL - FR-HS
- CYPRESS, TEXAS
- CYPRESS RANCH

**Prep:** A two-star recruit by ESPN and Rivals... Helped lead Cypress Ranch to an 11-1 record and the UIL Class 6A Division I Region III playoffs... Named first-team All-District 17-6A as a junior and senior... Registered 45 tackles, including 15.5 tackles for loss and six sacks in 2016... Chose SMU over Houston and others.



**78** **JALEN LYNCH**

- 6-3 - 312 - DL - FR-RS
- DALLAS, TEXAS
- ST. MARKS SCHOOL OF TEXAS

2016: Redshirted.

**Prep:** A freshman from St. Marks School of Texas.

**Personal:** Son of George and Julia Lynch... Father was a basketball standout who played 12 years in the NBA and was a member of the 1993 NCAA Champion North Carolina squad... Has two younger siblings.



**34** **BRICE MADISON**

- 5-8 - 174 - DB - FR-RS
- HOUSTON, TEXAS
- BELLAIRE EPISCOPAL

2016: Redshirted.

**Prep:** Named All-SPC South Zone... Episcopal Player of the Week vs Bishop Dunne... Episcopal Player of the Week vs Episcopal School of Dallas... Touchdown Club Finalist for All-Greater Houston Private High School Defensive Player of the Year... Academically was awarded Climb Award for Outstanding Improvement In Chemistry... Honorable Mention Award for Excellence in the Study of Wellness... Three-year letterwinner in football and Baseball at Bellaire Episcopal High School while earning one year in lacrosse.



**66** **MYLES McCORMACK**

- 6-1 - 272 - DL - SO-SO
- IRVING, TEXAS
- MACARTHUR

**Freshman (2016):** Did not see any game action.

2015: Redshirted.




**90** **KEN McLAURIN**

- 6-2 - 326 - DL - FR-RS
- AUBREY, TEXAS
- RYAN

2016: Redshirted.

**Prep:** A three-star prospect... Named one of "Texas' Best" 2016 Defensive Linemen by Dave Campbell's Texas Football Rising... Named to Team USA for 2016 International Bowl... Rated as the No. 12 DT in the Midlands by Scout... Notched 68 tackles, 21 tackles for loss, 11 sacks, three forced fumbles, a fumble recovery, four PBUs and 17 QBH in 2015... Had 43 tackles and 9.5 sacks as a junior... Played for Dave Henigan at Ryan... Also lettered in track, reaching the regional finals in the shot... Also threw the discus.

**Personal:** Son of Sharron Johnson and Sean McLaurin.




**22** **MATT McNEW**

- 6-3 - 238 - LB - JR-2L
- ROBINSON, TEXAS
- ROBINSON

**Sophomore (2016):** Saw action in all 12 games... Recorded two tackles, including a sack against TCU.

**Freshman (2015):** Saw action in eight games... Recorded 11 tackles.

**Prep:** A two-star Rivals and Scout recruit... Named the District 13-4A Defensive MVP... Ranked the No. 7 prospect in Central Texas and a second-team Super Centex Team selection by the Waco Tribune-Herald... Notched 160 tackles, with 16 tackles for loss, and seven sacks in 2014... Coached by Tommy Allison at Robinson.



**6** **ELIJAH McQUEEN**

- 5-10 - 177 - S - FR-HS
- TERRELL, TEXAS
- TERRELL

**Prep:** A two-star recruit by Scout and 247Sports... Enrolled at SMU for the 2017 spring semester... Helped lead Terrell to an 11-2 record and to the UIL Class 4A Division I Region II playoffs... Named All-District 8-4A Division I MVP in 2016... Finished the 2016 campaign with 1,350 rushing yards and 19 TDs on 191 carries... Also added 157 yards receiving on 11 catches... Team went 9-3 and was crowned bi-district champion for the third consecutive season and co-district champions... Had 89 tackles including nine TFL and eight sacks as a junior... Named first-team All-District at outside linebacker and a second-team selection at running back as a junior... Also lettered in track and field... Chose SMU over Nevada, Tulane and UTSA.



**21** **KAYCE MEDLOCK**

- 5-10 - 190 - RB - FR-HS
- ARP, TEXAS
- ARP

Prep: A three-star recruit by 247Sports and Scout... Led ARP to a 12-3 record and the UIL Class 3A Division II Region III state semifinals in 2016... Named District 9-3A Division II offensive MVP as a senior... Ran for 1,184 yards and 13 touchdowns during his junior year... Rushed for 1,200 yards and 17 touchdowns and tallied seven catches for 131 yards with three touchdowns in 2016... Also lettered in basketball and track and field... Chose SMU over Army, Colorado, Houston, Navy, Tulane and others.



**33** **ALEX MELVIN**

- 6-4 - 182 - P/K - SO-SQ
- BURNET, TEXAS
- BURNET

Freshman (2016): Did not see any game action.  
 2015: Redshirted.  
 Prep: Connected on field goals from 21, 24, 31 and 40 yards in 2014.



**11** **KYRAN MITCHELL**

- 6-0 - 213 - LB - JR-2L
- HOUSTON, TEXAS
- LAMAR

Sophomore (2016): Played and started in all 12 games... Led the team in tackles with 67 and was tied for third in tackles for loss with 6.0... Finished fourth on the squad in sacks with 3.5... Was tied for second on the team in quarterback hurries with three and recorded two pass breakups... Also registered a fumble recovery at Temple.

Freshman (2015): Played in eight games, starting four... Totaled 40 tackles with 4.5 going for losses... Registered an interception (East Carolina).

2014: Redshirted.

Prep: Was selected as District 20-5A MVP... A two-star Rivals.com recruit... Recorded 51 solo tackles, 104 total tackles - 17 for loss - and averaged 8.7 per game as a senior... Also added one interception return for a TD... Helped Lamar to an 11-1 record in 2013.


Personal: Son of Johnny Mitchell.

**MITCHELL CAREER STATISTICS**

	TACKLES		SACKS		PASS DEF.		FUMBLES						
	GP	GS	Solo	Ast	Total	TFL/Yds	No-Yards	Int-Yds	BrUp	QBH	Rcv-Yds	FF	Bl. Kick
2015 (Fr.)	8	4	28	12	40	4.5-6	0	1-5	0	0	0-0	0	0
2016 (So.)	12	12	48	19	67	6.0-43	3.5-32	0	2	3	1-0	0	0
Career	20	16	76	31	107	10.5-49	3.5-32	1-5	2	3	1-0	0	0




KYRAN MITCHELL



**45** **WILL MOORE**

- 6-0 - 165 - K - FR-RS
- DALLAS, TEXAS
- HIGHLAND PARK

2016: Redshirted.  
 Prep: Named second-team All-District 10-6A... Helped the Scots to a 10-2 season... Coached by Randy Allen.



**68** **NICK NATOUR**

- 6-4 - 290 - DL - JR-IL
- FRISCO, TEXAS
- LONE STAR

Sophomore (2016): Played and started 10 games, all at left tackle.  
 Freshman (2015): Played in four games, starting three at left guard (vs. North Texas, at TCU, vs. James Madison).

2014: Redshirted.

Prep: Was an honorable mention All-State selection... Named first-team All-Area and All-District... Helped Lone Star to an 8-5 record in 2013... Is a two-star Rivals.com recruit... Also lettered in track & field, wrestling and powerlifting.



NICK NATOUR



**38** **TOBY**  
**NDUKWE**

- 6-2 - 220 - DL - FR-HS
- RICHMOND, TEXAS
- GEORGE RANCH

**Prep:** A three-star recruit by 247Sports and Scout... Helped lead George Ranch to a perfect 16-0 season to win the UIL Class 5A Division II State Championship during his junior year in 2015... Was named the Defensive MVP of the title game after recording seven tackles, including three tackles for loss and two sacks... Finished with 71 tackles and 12 sacks in 2015... Chose SMU over Cincinnati, Colorado, Colorado State, Fresno State, Indiana, Kansas State, Tulane, Tulsa and others.



**13** **TYESON**  
**NEALS**

- 6-3 - 235 - DL - SO-JC
- MOORE, OKLA.
- NORTHEASTERN OKLAHOMA A&M/MOORE

**Freshman (2016 at Northeastern Oklahoma A&M):** Played in 10 games... Named first-team NJCAA All-America in 2016... Finished tied for eighth in the country in sacks with 12... Registered 75 tackles, including nine tackles for loss.

**Prep:** As a senior in 2015, finished with 101 tackles, including 11 tackles for loss and 5.5 sacks.



**36** **KANE**  
**NORMAN**

- 5-9 - 175 - RB - JR-TR
- ALLEN, TEXAS
- AUSTIN COLLEGE/ALLEN

**Sophomore (2016 at Austin College):** Saw action in two games and finished with four carries for 18 yards and one reception for 18 yards.

**Freshman (2015 at Austin College):** Played in five games and finished with 30 carries for 113 yards... Tallied two kick returns for 29 yards and one reception for three yards.

**Prep:** Lettered two years at Allen High School.

**Personal:** Son of Marcus and Emma Norman... Has two siblings, Courtney and Matthew... Plans to major in mathematics.



**4** **MIKIAL**  
**ONU**

- 5-11 - 192 - S - SO-IL
- SUGARLAND, TEXAS
- GEORGE RANCH


**Freshman (2016):** Played in all 12 games... Finished with 28 tackles... Registered a career-high seven tackles at Baylor... Had one pass breakup against TCU.

**Prep:** A three-star Scout.com prospect... Had nine interceptions, 40-plus tackles, three forced fumbles and two fumble recoveries as a senior... A first-team All-District 24-5A selection and first-team All-Greater Houston pick by the Houston Chronicle... Named a Defensive Player of the Year Award finalist by the Houston Touchdown Club... Named to the Houston Chronicle Greater Houston Top 100... Played for Ricky Tullios at George Ranch.

**Personal:** Son of Charity Carter and Miki Onu... Comes from a football family - cousin Quandre Diggs plays cornerback for the Detroit Lions, cousin Quentin Jammer played cornerback for San Diego Chargers and Denver Broncos and cousin Chris Jammer played cornerback at Rice.



MIKIAL ONU



**4** **TYLER**  
**PAGE**

- 6-0 - 180 - WR - FR-HS
- FRIENDSWOOD, TEXAS
- FRIENDSWOOD

**Prep:** A three-star recruit by 247Sports... Led Friendswood to the UIL Class 6A Division II Region III semifinals in 2016... Finished his career as Friendswood's all-time leading rusher and the program's career scoring leader... Finished career with 74 rushing touchdowns, 30 passing touchdowns and three receiving TDs... Named District 24-6A Offensive MVP in 2015 and District 24-6A MVP in 2016... Was named Chevy Player of the Year in Houston in 2016... Threw for 1,165 yards with 12 touchdowns and ran for 2,093 yards with 24 touchdowns as a junior... As a senior, he threw for 1,625 yards with 17 touchdowns and ran for 2,092 yards with 31 touchdowns... Chose SMU over Air Force and Virginia.



## 2 RAFE PEAVEY

- 6-1 - 201 - QB - JR-TR
- BOLIVAR, MD.
- ARKANSAS/BOLIVAR

Sophomore (2016): Sat out due to NCAA transfer rules.

Freshman (2015 at Arkansas): Did not appear in any games.

2014 (at Arkansas): Redshirted.

**Prep:** A four-star recruit that was rated as the No. 8 quarterback prospect by Tom Lemming... ESPN ranked him as the No. 4 prospect from Missouri and the No. 10 quarterback in the nation... Earned the No. 10 ranking among pro-style quarterbacks nationally from 247Sports, while Rivals ranked him as the No. 2 prospect from Missouri and the No. 4 dual-threat quarterback in the country... He participated in the 2014 Under Armour All-America Game, finishing 7-of-11 passing for 71 yards and leading two scoring drives... Led Bolivar High School to an undefeated regular season during his senior year... Bolivar won 12 consecutive games in 2013, including an 11th-straight Central Ozark Conference championship and the Missouri Class 4, District 7 title... The Liberators were the first team to go 12-0 in school history, and the quarterfinals were the farthest the team had advanced in 11 years... In his senior season, he earned first-team all-state honors after he was 127-of-185 passing for 2,294 yards and 16 touchdowns and had 187 carries for 1,557 rushing yards and 27 touchdowns... Had three additional winning seasons at Bolivar, finishing 9-3 his junior year, 9-2 his sophomore year and 8-1 on the freshman team... During his junior and sophomore seasons, he was 191-of-288 passing for 3,696 yards and 38 touchdowns and had 156 carries for 1,040 yards and 26 touchdowns... An All-Central Ozarks Conference and all-district selection each of his three years as the starter and was also named the Central Ozarks Conference MVP... Coached by Lance Roweton... Chose Arkansas after receiving numerous offers, including Auburn, Missouri, Ole Miss and Kentucky... Enrolled in January 2014 and participated in spring practices.

**Personal:** Son of Jack and Rachael Peavey... 2015 Fall SEC Academic Honor Roll honoree after making the 2014-15 First-Year SEC Academic Honor Roll.



## 31 MEREK PIERCE

- 5-10 - 200 - RB - SO-TR
- FRISCO, TEXAS
- VALPARAISO/JOHN PAUL II

Freshman (2015 at Valparaiso): Did not see game action.

**Prep:** A four-year letterwinner for the Cardinals... Named MVP of special teams and honorable mention All-District his sophomore season... Elected offensive MVP and was chosen as an All-District offensive back as a junior... Rounded out his career with team MVP honors along with second-team All-State TAAPS 5A accolades... Holds the school record for most rushing touchdowns in a single game and the most in a single season... Also boasts the highest total yards in a game and season at John Paul II... Lettered four times in track and field... Finished career with school records in the 100m and 400m dash along with the 4x100 meter and 4x400 meter relay... Awarded the Thomas Oborny sprinter award his senior year.



## 79 REX PRINTZ

- 6-3 - 296 - OL - SR-IL
- MARBLE FALLS, TEXAS
- TRINITY VALLEY CC/MARBLE FALLS

Junior (2016): Saw action in 11 games.

**Freshman & Sophomore (2014-2015 at Trinity Valley):** As a sophomore, played in 10 games... Earned Honorable Mention SWJFC in 2015.

**Prep:** Earned honorable mention District 25-4A in 2011... Was a two-year letterman honoree... Also a letterman in basketball.



## 3 JAMES PROCHE

- 5-11 - 188 - WR - SO-IL
- DALLAS, TEXAS
- DESOTO

**Freshman (2016):** Played in all 12 games, starting eight... Was one of three Mustangs (Braeden West and Courtland Sutton) with at least 1,000 all-purpose yards after finishing with 1,044 total yards (15 rushing, 709 receiving, 47 punt return, 273 kickoff return)... Finished second on the team in receptions (57), receiving yards (709) and touchdown receptions (6)... Registered a career-high seven receptions for 84 receiving yards at Baylor... Had a career-high 164 receiving yards, including a career-high 54-yard reception and two receiving TDs at Tulane... **AWARDS:** Named Honorable Mention Freshman All-American by Campus Insiders, American Athletic Conference Weekly Honor Roll (Tulane).

2015: Redshirted.

**Prep:** A four-star ESPN recruit... Ranked the nation's No. 38 wideout and the No. 52 player in Texas by ESPN.com... A member of the Dallas Morning News Area Top 100, coming in at No. 33... Ranked as the No. 8 wideout in Texas by Dave Campbell's Texas Football... Caught 18 passes for 335 yards and a score in just seven games in 2014... Also had 15 punt returns for 227 yards and another score... Coached by Claude Mathis and Todd Peterman at DeSoto.

### PROCHE CAREER STATISTICS

-----RECEIVING----- |----- RUSHING -----|----- PUNT RET. -----|----- K RET. -----|----- ALL PURPOSE-----  
 GP GS Rec.Yds Avg TD LG No.Yds TD LG No.Yds TD LG No.Yds TD LG Ru Rcv Pr Kr Total  
 2016 Totals (Fr.) 12 8 57 709 12.4 6 54 4 15 3.8 0 8 12 47 0 13 15 273 0 30 15 709 47 273 1,044



JAMES PROCHE



## 57 CHAD PURSLEY

- 6-4 - 275 - OL - JR-IL
- MANSFIELD, TEXAS
- LEGACY

**Sophomore (2016):** Missed the season with an injury.

**Freshman (2015):** Played in all 12 games, starting nine at left tackle.

**2014:** Redshirted.

**Prep:** A three-star ESPN.com recruit... Was a first-team academic All-District selection... Named to the Star-Telegram's All-Area Team... Earned honorable mention Academic All-State accolades... Helped Legacy to a 10-3 record in 2013... Also lettered in basketball.



CHAD PURSLEY



## 18 TREY QUINN

- 6-0 - 203 - WR - JR-TR
- LAKE CHARLES, LA.
- LSU/BARBE

**2016:** Sat out as a redshirt due to NCAA transfer rules.


**Sophomore (2015 at LSU):** Played in all 12 games with two starts... Starts came in wins over South Carolina and Florida... Caught five passes for 83 yards... Longest catch of career came in Texas Bowl vs. Texas Tech when he hauled in a 46-yard reception... Caught a pass for 14 yards in win over Syracuse... Had a reception for an 11-yard gain against Arkansas and followed that with two receptions for 12 yards against Ole Miss.

**Freshman (2014 at LSU):** Was one of 17 true freshmen to see action for the Tigers in 2014... Started seven of 13 games... Finished with 17 receptions which tied for second on the team... Secured his first career reception versus No. 14 Wisconsin... Hauled in a two-point conversion in the 4th quarter to pull LSU within 24-21 versus the Badgers... Notched at least two receptions in six of his first nine games... Registered a career-best three catches for 46 yards against New Mexico State... Added three catches for 31 yards at Florida... Hauled in two catches for 42 yards in win over No. 3 ranked and then-undefeated Ole Miss.

**Prep:** Stands as the national all-time career leader in receiving yards with 6,566 in four seasons at Barbe... Holds the Louisiana state record for career receptions (357) and receiving yards (6,566)... Named to the USA Today All-USA First Team... Selected to the prestigious Parade All-America First Team... A consensus four-star prospect, he was ranked as the No. 6 player in the state by ESPN.com and Rivals.com... Named ESPN's No. 3 wide receiver, ranked 29th overall on the ESPN 300 and claimed a spot on the Rivals 100... Ranked the 10th-best wide receiver nationally by Rivals and 247Sports.com, and he is a member of 247Sports' Top 247... Recorded 1,967 receiving yards and 23 receiv-

ing touchdowns in his senior season, surpassing Missouri's Dorial Green-Beckham for the national career receiving yards record... A 2014 U.S. Army All-American selection... Selected as a Class 5A first-team All-State selection three times in his career (sophomore, junior, senior)... Earned MaxPreps first-team All-America honors... Tallied 115 catches for 2,141 yards and 26 TDs as a junior and 67 catches for 1,220 yards and 12 TDs as a sophomore... Caught 67 passes for 1,238 yards and nine TDs as a freshman... Finished his high school career with 70 touchdown receptions.

**Personal:** Parents are Angie and Dave Quinn... Threw a no-hitter in the opening round of the 2008 Little League World Series in Williamsport, Pa... Helped his South Lake Charles Little League team to the U.S. title game before falling to Hawaii... Starting pitcher in U.S. title game vs. Hawaii, allowing only one run and four hits in 5.0 innings... Grandfather is Bobby Keasler, who served as head football coach at McNeese State (1990-98) and Louisiana-Monroe (1999-2002)... Keasler led McNeese State to championship game of the 1-AA playoffs in 1995.



## 82 COREY RAU

- 6-4 - 253 - TE - FR-RS
- KATY, TEXAS
- CINCO RANCH

**2016:** Redshirted.

**Prep:** A 247Sports Composite three-star prospect... Ranked as the No. 24 tight end in the nation by ESPN... Named first-team All-District 19-6A... Named one of "Texas' Best" 2016 Receivers & Tight Ends by Dave Campbell's Texas Football Rising... Selected to the Houston Chronicle Greater Houston Top 100... Had 26 catches for 458 yards and three touchdowns in 2015... Played for Don Clayton at Cinco Ranch... Also lettered in baseball.

**Personal:** Son of Tanncy and Tim Rau... Has a brother, Chase... Grandfather Donnie Laurence played football, baseball and basketball at Baylor and was inducted into the school's Athletic Hall of Fame in 1993... Grandfather was a first-team All-SWC pick in 1965 and earned honorable mention All-America honors... Uncle also played football at Baylor.



## 42 RAUL REYES III

- 5-10 - 202 - DB - JR-SQ
- DALLAS, TEXAS
- PINKSTON

**Sophomore (2016):** Did not see game action.

**Freshman (2015):** Did not see game action.

**2014:** Redshirted.





**48 ANTHONY RHONE**

- 6-0 - 237 - LB - SR-3L
- TEXARKANA, TEXAS
- TEXARKANA

**Junior (2016):** Played in 11 games, starting 10... Finished tied for sixth on the team in tackles with 47... Had a career-high 10 tackles at Tulsa... Registered his second career interception against TCU... Recovered a fumble in SMU's win against No. 11 Houston.

**Sophomore (2015):** Played in 10 games, starting in two (vs. East Carolina, at Houston) both at middle linebacker... Totaled 29 tackles... Registered an interception vs. James Madison.

**Freshman (2014):** Played in all 12 games, totaling nine tackles... Had a season-best three tackles in his collegiate debut at Baylor... Recovered a fumble in SMU's win over Connecticut.

**Prep:** A three-star ESPN.com recruit... Recorded 146 tackles and one interception en route to earning first-team All-District honors as a junior... Helped Texarkana High School to a 9-2 record in 2013.

**RHONE CAREER STATISTICS**

	TACKLES					SACKS		PASS DEF.			FUMBLES		
	GP	GS	Solo	Ast	Total	TFL/Yds	No-Yards	Int-Yds	BrUp	QBH	Rcv-Yds	FF	Bl. Kick
2014 (Fr.)	12	0	6	3	9	0.0-0	0-0	0-0	0	0	1-0	0	0
2015 (So.)	10	2	19	10	29	0.0-0	0	1-0	0	0	0-0	0	0
2016 (Jr.)	11	10	32	15	47	1.0-2	0	1-4	0	0	1-0	0	0
Career	33	12	57	28	85	1.0-2	0	2-4	0	0	2-0	0	0



ANTHONY RHONE



**24 DELANO ROBINSON**

- 5-11 - 185 - S - FR-HS
- DENTON, TEXAS
- RYAN

**Prep:** A two-star recruit by 247Sports and Scout... Helped lead Ryan to a 14-1 record and to the UIL Class 5A Division I state semifinals in 2016... Named first-team Class 5A All-State and All-District 5-5A after registering 82 tackles and five interceptions in 2016... Dallas Morning News honorable mention as one of Dallas area's best defensive backs in the Class of 2017... Chose SMU over Air Force and others.



**20 COLLIN ROCK**

- 5-11 - 177 - DB - FR-RS
- CYPRESS, TEXAS
- CYPRESS RANCH

**Freshman (2016):** Redshirted.

**Prep:** Named second-team All-District 6A... Named one of "Texas' Best" 2016 Athletes by Dave Campbell's Texas Football Rising... Named to the Houston Chronicle Greater Houston Top 100... Tabbed first-team All-Houston by Vype Magazine... Named to the Touchdown Club of Houston's Pre-Season Team... Threw for over 1,500 yards in 2015 with 18 touchdowns and just four interceptions... Ran for over 500 yards with four scores... Led his team to the state finals as a junior... Played for Gene Johnson at Cypress Ranch... Also lettered in baseball, helping the squad to a 2015 6A state title.



**47 JAMIE SACKVILLE**

- 5-11 - 198 - P - SO-IL
- MELBOURNE, AUSTRALIA
- CAULFIELD GRAMMAR SCHOOL

**Freshman (2016):** Played in all 12 games... Finished with 71 punts for 2,813 yards, including 21 inside the 20 and five touchbacks... Averaged 39.6 yards per punt... Registered a career high 65-yard long punt at Tulsa... Recorded seven punts of 50+ yards... Had one kickoff for 68 yards... Also had two tackles against TCU.

**Prep:** Earned letters in varsity football, cricket, track and field and lawn bowling.

**Personal:** Parents are Joanne and Leigh Sackville... Has one brother.

**SACKVILLE CAREER STATISTICS**

	GP	GS	No	Yds	Avg	LG	50+
2016 Totals (Fr.)	12	0	71	2,813	39.6	65	7



JAMIE SACKVILLE



## 76 JERRY SAENA

- 6-4 - 318 - DL - SR-IL
- PAGO PAGO, AMERICAN SAMOA
- FA'ASAO MARIST

Junior (2016): Started all 12 games, showing versatility with starts at both guard and tackle.

Sophomore (2015): Saw playing time against Tulane.

Freshman (2014): Did not see game action.

2013: Redshirted.

Prep: Chose SMU over offers from Houston and Hawaii.



JERRY SAENA



## 21 CHASE SCHULTZ

- 6-1 - 197 - S - JR-SQ
- ROCKWALL, TEXAS
- LOUISIANA TECH/HEATH

Sophomore (2016): Saw action in four games... Recorded one tackle at Tulsa.

2015: Sat out the season as a redshirt transfer.

Freshman (2014 at Louisiana Tech): Did not see game action.

Prep: Graduated from Rockwall-Heath High School in 2013... A unanimous first-team All-District honoree as he led his team to the playoffs in its first year at the 5A level... Threw for 1,931 passing yards and 15 touchdowns as he was 171-of-263 with six interceptions... Also ran for 500 yards and five touchdowns.



## 35 DELONTAE SCOTT

- 6-5 - 253 - DL - SO-IL
- IRVING, TEXAS
- NIMITZ


Freshman (2016): Played in six games... Finished with seven tackles, including a sack against Memphis... Had a career-high four tackles against Memphis and a quarterback hurry at East Carolina.

2015: Redshirted.

Prep: A two-star Rivals and Scout recruit... Notched 49 tackles with 11.5 for loss and seven sacks in 2014... Named first-team All-District 9-6A... Coached by Brian Rogers at Irving Nimitz... Also lettered in basketball and track.



DELONTAE SCOTT



## 57 MICHAEL SEHLINGER

- 6-2 - 230 - LS - SO - SQ
- LOUISVILLE, KY.
- SAINT XAVIER

Freshman (2016): Did not see game action.

2015: Redshirted.

Prep: A Great American Rivalry Series Student-Athlete Award winner... Lettered in football and rugby... National Merit Commended Student... Second Century Scholar at SMU.

Personal: Son of Tom and Diane Sehlinger... Has two siblings named Nick and Chrissie.



**81** JORDAN SEVERT

- 6-4 - 239 - TE - JR-SQ
- AUSTIN, TEXAS
- WESTLAKE

Sophomore (2016): Did not see game action.

Freshman (2015): Did not see game action

2014: Redshirted.

Prep: A three-star ESPN.com recruit... Named first-team All-District on two occasions... As a junior, threw for 2,602 yards and 20 touchdowns and led Westlake to an appearance in the Class 5A Division II semifinals.

Personal: Parents are Amy and Paul Severt.



**2** NOAH SPEARS

- 6-2 - 235 - LB - FR-RS
- IRVING, TEXAS
- NIMITZ

2016: Redshirted.

Prep: A consensus three-star recruit... Rated by Scout as the No. 4 inside linebacker in Texas... Named first-team All-District 9-6A... Notched 100 tackles, six TFL, one interception, three sacks and one forced fumble in 2015... Named one of "Texas' Best" 2016 Linebackers by Dave Campbell's Texas Football Rising... Also tabbed first-team Academic All-District... Played for Brian Roger at Nimitz... Also lettered in baseball.



**88** JOSHUA SHELMIRE

- 6-2 - 187 - WR - FR-RS
- DICKINSON, TEXAS
- LUTHERAN SOUTH

2016: Redshirted.

Prep: Had 73 receptions for 1,543 yards and 19 touchdowns as a senior... A first-team TAPPS All-State selection... Named second-team All-Greater Houston by the Houston Chronicle... Was a finalist for Private School Offensive Player of the Year by the Houston Touchdown Club... Named to the Houston Chronicle Greater Houston Top 100... A two-star prospect... Played for Stephen Robbins at Lutheran South... Also lettered in track, running the 4x100m, 4x200m, 100m and 200m.

Personal: Son of Linda Neely Shelmire and Larry Shelmire.



**54** GARRETT STOTTS

- 6-0 - 218 - LS - JR-2L
- LAKEWAY, TEXAS
- LAKE TRAVIS

Sophomore (2016): Played in all 12 games.

Freshman (2015): Played in all 12 games and recorded a solo tackle.

Prep: Three-year letterwinner at Lake Travis High School... Was an All-District center... Also named academic all-district.



GARRETT STOTTS



**70** KADARIUS SMITH

- 6-3 - 281 - DL - FR-RS
- PLANO, TEXAS
- PLANO

2016: Redshirted.

Prep: A three-star prospect... Named All-District... An Area Top-100 selection by the Dallas Morning News... Rated as the No. 16 center in the nation by Scout... Named one of "Texas' Best" 2016 Offensive Linemen by Dave Campbell's Texas Football Rising... Recorded 80 knockdown blocks in 2015... Squatted 500-lbs.-plus in high school... Played for Jaydon McCullough at Plano.





**16** COURTLAND SUTTON

- 6-4 - 218 - WR - JR-2L
- BRENHAM, TEXAS
- BRENHAM

**Sophomore (2016):** Played and started in all 12 games at wide receiver... Became the first SMU receiver to garner first-team all-conference honors since current Dallas Cowboy Cole Beasley in 2011... Led the team in receptions (76), receiving yards (1,246) and receiving touchdowns (10)... Ranked in the top-20 in the nation in receiving yards per game (103.8 - 121th), receiving yards (1,246 - 19th) and receptions per game (6.3 - 20th)... Became just the ninth Mustang to register 1,000 yards in a season, finishing with 1,246, which ranks third at SMU... Ranked ninth in school history with 2,135 receiving yards and sixth at SMU with 19 receiving touchdowns... Currently holds both the freshman and sophomore single-season receiving yards record... **SCHOOL RECORDS:** Set the Mustangs' sophomore record for receiving yards with 1,246, previously held by current Atlanta Falcon Aldrick Robinson... Set a single-game school record for receiving yards (252) on a career-high 13 receptions against USF... **HONORS:** Named preseason first-team Athlon Sports American Athletic all-conference... Named to both the Biletnikoff Award and Earl Campbell Tyler Rose Award preseason Watch Lists... Named to the 2016 first-team All-American Athletic Conference... Named Earl Campbell Tyler Rose National Player of the Week (Nov. 22)... Named to The American Weekly Honor Roll three times (Sept. 5, Nov. 14 and Nov. 21).

**Freshman (2015):** Started all 12 games at wide receiver... Had team highs in catches (49), yards (862) and touchdowns (9)... Recorded individual highs in catches (8), yards (165) and touchdowns (2) against Tulsa and also had two touchdowns against Baylor... Threw two passes that went for a total of 75 yards... Was fourth on the team in scoring with 54 points... **SCHOOL RECORDS:** Set the SMU freshman record for receiving yards with 862, previously held by Ron Morris (688)... Tied Emmanuel Sanders for most receiving touchdowns by a freshman with nine... **HONORS:** Was named to USA Today Sports Freshman All-America team... Was named to the Biletnikoff Award Watch List.

**2014:** Received a Medical Hardship... Played in two games, making two catches for 27 yards before being shut down for the year.

**Prep:** A three-star Rivals.com, Scout.com and 247sport.com and ESPN.com recruit... As a senior, named first-team All-District as a tight end and second team as a safety... Named first-team All-District as a safety during his junior campaign.

**SUTTON CAREER STATISTICS**

	PASSING										RECEIVING				
	GP	GS	Eff	Cmp	Att	Pct	Yds	Int	TD	LG	Rec.	Yds	Avg	TD	LG
2014 Totals	2	0	0	0	0	0	0	0	0	2	27	13.5	0	20	
2015 Totals (Fr)	12	12	415.0	2	2	100.0	75	0	0	45	49	862	17.6	9	51
2016 Totals (So)	12	12	0	0	0	0	75	0	0	76	1246	16.4	10	881	
Career	26	24	415.0	2	2	100.0	75	0	0	45	127	2135	16.8	19	881



COURTLAND SUTTON



**1** ERIC SUTTON

- 5-10 - 168 - CB - SO-IL
- CEDAR HILL, TEXAS
- CEDAR HILL

**Freshman (2016):** Played in all 12 games... Finished with eight tackles, including a career-high four at Tulsa.

**Prep:** A three-star recruit... Named first-team All-District 8-6A... Had 40-plus tackles, six pass breakups and two forced fumbles in 2015... Played for Joey McGuire at Cedar Hill... Also lettered in track.



ERIC SUTTON



**88** HUNTER THEDFORD

- 6-7 - 245 - DE - SO-SQ
- COMANCHE, TEXAS
- COMANCHE

**Freshman (2016):** Played in five games... Finished with three tackles, including a career-high two against TCU.

**2015:** Redshirted.

**Prep:** A three-star ESPN recruit... Rated as the nation's No. 29 tight end prospect by ESPN.com... Ranked as the No. 9 tight end in Texas by Dave Campbell's Texas Football... Notched 52 tackles, 14 for loss, and 11 sacks in 2014... Named All-District and All-Big Country by the Abilene Reporter-News... Also tabbed an All-State selection by the Texas Sports Writers... Coached by Stephen Hemesmeyer at Comanche... Also lettered in basketball and track.



HUNTER THEDFORD



**1** KEVIN THOMAS

- 6-2 - 190 - WR - JR-2L
- DESOTO, TEXAS
- DESOTO

**Sophomore (2016):** Played in all 12 games... Registered 12 receptions for 131 yards... Led the team in kickoff returns with 20 for 325 yards... Had a career-high six kickoff returns for 91 yards against USF... Also recorded three tackles.

**Freshman (2015):** Played in all 12 games, starting one against Tulane... Hauled in 14 catches for 194 yards and a touchdown.

**Prep:** A three-star ESPN, 247Sports, Scout and Rivals recruit... Rated as the nation's No. 61 wide receiver prospect and No. 10 in Texas by Scout... Caught 44 passes for 681 yards and eight TDs in 2014 and 60 balls for 822 yards and seven scores in 2013... A second-team All-District selection at inside wide receiver as a junior... Coached by Claude Mathis and Todd Peterman at DeSoto.

THOMAS CAREER STATISTICS

	GP	GS	Rec.	Yds	Avg	TD	LG
2015 Totals (Fr)	12	1	14	194	13.9	1	38
2016 Totals (So)	12	0	12	131	10.9	0	26
Career Totals	24	1	26	325	12.5	1	38



KEVIN THOMAS





**69** JACOB TODORA

- 6-4 - 275 - OL - FR-RS
- FRISCO, TEXAS
- WAKELAND

2016: Redshirted.

Prep: A three-star prospect... Named first-team All-District... Rated by 247Sports as the No. 59 guard in the nation... Started four seasons and only allowed one sack in his entire prep career... Named one of "Texas' Best" 2016 Offensive Linemen by Dave Campbell's Texas Football Rising... Played for Marty Secord at Wakeland.

Personal: Son of Stephanie and Joe Todora... Uncles played college basketball, and grandfather played basketball at Duke.



**17** AUSTIN UPSHAW

- 6-1 - 188 - QB - FR-HS
- LA PORTE, TEXAS
- LA PORTE

Prep: A three-star recruit by 247Sports and Rivals... Led La Porte to a 9-3 record and to the UIL Class 6A Division II Region III quarterfinals in 2016... Was named USA Today Player of the Week after tallying 597 yards (265 passing, 332 rushing) with seven touchdowns (three passing, four rushing) in a 63-49 playoff victory against Channelview... Named District 22-6A MVP during his senior season... Threw for 1,783 yards with 15 touchdowns and ran for 1,598 yards with 22 touchdowns as a senior... In 2015, threw for 544 yards with four touchdowns and rushed for 1,312 yards with 15 touchdowns... Finished with 699 passing yards and 1,159 rushing yards in 2014... Twice named second-team All-District 21-6A (2014, 2015)... Also lettered in baseball... Chose SMU over Army and Memphis.



**9** SHELBY WALKER

- 6-0 - 160 - WR - SR-3L
- HOUSTON, TEXAS
- LAMAR

Junior (2016): Played in all 12 games, starting 10... Recorded seven catches for 85 yards.

Sophomore (2015): Played in all 12 games, starting five... Registered 11 catches for 170 yards and had two kickoff returns for 35 yards.

Freshman (2014): Played in nine games, making seven catches... Averaged 9.7 yards per catch... Had a season-long 15-yard catch at UNT.

Prep: A three-star ESPN.com and Scout.com recruit... Helped Lamar to an 11-1 record... As a senior, had 23 catches for 406 yards and four touchdowns... Named to the Houston Chronicle Houston Top 100... Had 28 receptions for 538 yards and six touchdowns... Also ran track.

Personal: Parents are Sonja and Cedric Walker.

**WALKER CAREER STATISTICS**

	RECEIVING						KICK RETURNS				
	GP	GS	Rec.	Yds	Avg	TD	LG	NO.	YDS	TD	LG
2014 Totals (Fr.)	9	2	7	68	9.7	0	15	0	0	0	0
2015 Totals (So.)	12	5	11	170	15.5	0	35	2	35	0	23
2016 Totals (Jr.)	12	10	7	85	12.1	0	27	0	0	0	0
Career Totals	21	17	18	323	13.2	0	35	2	35	0	23



SHELBY WALKER




**33** JORDAN WARD

- 6-3 - 224 - LB - SO-IL
- SUGARLAND, TEXAS
- KEMPNER

Freshman (2016): Played in 11 games... Finished with three tackles.

Prep: Tabbed first-team All-District as a senior after earning second-team honors as a junior... Registered 125 tackles with 11 for loss, three sacks, two fumble recoveries and one interception in 2015... Named one of "Texas' Best" 2016 Linebackers by Dave Campbell's Texas Football Rising... Played for Darrin Andrus at Kempner... Also lettered in baseball and basketball.

Personal: Son of Gwen Ward.



**74** BRAXTON WEBB

- 6-5 - 275 - OL - FR-RS
- SAN ANGELO, TEXAS
- CENTRAL

2016: Redshirted.

Prep: Consensus three-star prospect... Named to the 6A All-State Team by TheOldCoach.com... Also tabbed to the All-West Texas Team by the San Angelo Standard-Times... Named first-team All-District 3-6A... Named to Team USA for 2016 International Bowl... Named one of "Texas' Best" 2016 Offensive Linemen by Dave Campbell's Texas Football Rising as well as being tabbed to the Subway Super Team Offense... Graded out at 91 percent, with 43 pancake blocks... Allowed only one sack all year... Played for Brent Davis at Central.

Personal: Son of Laurie and Kenneth Webb.



**6 BRAEDEN WEST**

- 5-10 - 165 - RB - JR-2L
- KATY, TEXAS
- SEVEN LAKES

**Sophomore (2016):** Played in all 12 games, starting eight... Finished with 202 carries and six rushing touchdowns as the Mustangs' primary ball carrier... Was one of three Mustangs (James Proche and Courtland Sutton) with at least 1,000 all-purpose yards after finishing with 1,128 total yards (1,036 rushing and 92 receiving)... Had 15 receptions and registered six games with 100+ all-purpose yards... Had the fifth-most rushing yards in a single-game in program history with a career-high 220 rushing yards and two rushing TDs on 24 carries against Liberty... His 1,036 rushing yards rank 14th at SMU in a single-season... **HONORS:** Named to the American Athletic Conference Weekly Honor Roll (Liberty)... Named to Dave Campbell's 2016 All-Texas College Team and the Athlon Sports All-American Athletic Conference preseason squad as a kick returner.

**Freshman (2015):** Played in all 12 games, starting four... Had 62 carries for 326 yards and two touchdowns... Caught 13 passes for 142 yards... Had team highs in kickoff returns (27) and yards (635), as well as an 80-yard return for a touchdown... Recorded 1,135 all-purpose yards... The 180-yard kickoff return performance against Temple is the fifth most by a Mustang in a single game.

**Prep:** A two-star Rivals and Scout recruit... One of 10 offensive finalists for the Houston Touchdown Club POY Award... Rushed 202 times for 1,467 yards and 20 TDs in 2014... Also caught 19 passes for 511 yards and six scores... As a sophomore, rushed 241 times for 1,583 yards and 17 touchdowns... Coached by Lydell Wilson at Katy Seven Lakes.

**WEST CAREER STATISTICS**

RECEIVING		RUSHING		PUNT RET.		K RET.		ALL PURPOSE																	
GP	GS	Rec.	Yds	Avg	TD	LG	Att.	Yds	Avg	TD	LG	No.	Yds	TD	LG	No.	Yds	TD	LG	Ru	Rcv	Pr	Kr	Total	
2015 Totals (Fr.)	12	4	13	142	10.9	0	45	62	326	5.3	2	36	5	32	0	13	27	635	1	80	326	142	32	635	1,135
2016 Totals (So.)	12	8	15	92	6.1	0	18	202	1036	5.1	6	66	0	0	0	0	0	0	0	0	1036	92	0	0	1,128
Career	24	12	28	234	8.4	0	45	264	1362	5.2	8	66	5	32	0	13	0	0	0	0	1362	234	0	0	2,263



BRAEDEN WEST



**64 BRYCE WILDS**

- 6-7 - 305 - OL - SO-IL
- FREEPORT, TEXAS
- BRAZOSPORT

**Freshman (2016):** Played in all 12 games, starting one at Temple.

**2015:** Redshirted.

**Prep:** A three-star ESPN and 247Sports recruit... Played for Ben Rudolph at Brazosport... Also lettered in basketball and track.



BRYCE WILDS



**95 J.T. WILLIAMS**

- 6-1 - 285 - DT - SR-IL
- DENTON, TEXAS
- TRINITY VALLEY CC/RYAN

**Junior (2016):** Played in nine games with one start in the season finale against Navy... Finished with 10 tackles... Had a career-high three tackles against TCU and a sack at Tulsa.

**Sophomore (2015 at Trinity Valley):** Accounted for 37 tackles and two sacks in 10 games for Trinity Valley in 2015.

**Freshman (2014 at Trinity Valley):** Notched 31 stops, with 5.5 tackles for loss as a freshman.

**Prep:** A three-star signee... Had 67 tackles, with nine of those coming behind the line of scrimmage, as a senior... Also recorded five sacks and two forced fumbles... Tabbed honorable mention All-State as a junior and senior, while garnering first-team All-District, All-Area and All-Region honors as a junior and senior... Voted Team Defensive MVP... Played for Joey Florence at Denton Ryan... Also played basketball, soccer and was a member of the track & field team... Signed with Southern Miss.

**Personal:** Son of Hester M. Oluka... Brother, Jordan, played football at Missouri.



J.T. WILLIAMS



**17** JORDON WILLIAMS

- 6-1 - 207 - LB - SO-IL
- HOUSTON, TEXAS
- JERSEY VILLAGE

Freshman (2016): Played in 11 games... Finished with 18 tackles, two pass breakups and a quarterback hurry... Had a career-high five tackles against Memphis.

2015: Redshirted.

Prep: A three-star ESPN and 247Sports recruit... Also ranked as the nation's No. 90 OLB by ESPN... Totaled 44 tackles, three forced fumbles, an interception, two fumble recoveries and two blocked punts in just five games in 2014... Notched 47 tackles as a junior... Totaled 112 stops, five picks and 22 PBUs as a prep... Ranked in the Texas Top 150 by Dave Campbell's Texas Football... Coached by David Snokhous at Jersey Village... Also lettered in basketball and track.



JORDON WILLIAMS



**14** JOSH WILLIAMS

- 5-11 - 165 - P/K - JR-2L
- ROWLETT, TEXAS
- ROWLETT

Sophomore (2016): Played in all 12 games... Connected on 17 field goals (17-22, 77.3), which is the second-most in program history... Tied the single-game record for FGs with four at Tulsa (4-4)... Had a career-long 44-yard FG against Liberty... His 38 PATs is tied for sixth in a season at SMU... Finished the season with 89 points for the ninth-most points scored in a season on the Hilltop... Registered 49 kickoffs for 2,821 yards (57.6 avg.), including 13 touchbacks.

Freshman (2015): Played in nine games... Had 38 punts for 1,472 yards with a long of 56 yards... Registered 11 punts inside the 20-yard line and six that went for 50 yards or more... Recorded a tackle at TCU.


Prep: A two-star Rivals recruit... Was named a Semper Fidelis All-American as a senior at Rowlett... A five-star Kohl's Camp kicker rating... Rated the No. 12 kicker in the nation by Kohl's... Coached by Doug Stephens at Rowlett.

WILLIAMS CAREER STATISTICS

	PUNTING										KICKOFFS										FIELD GOALS			
	GP	GS	No	Yds	Avg	TB	I20	Blk	LG	50+	No	Yds	Avg	TB	OB	PAT	Att	FGM	FGA					
2015 Totals (Fr.)	9	0	38	1,472	38.7	0	11	0	56	6	0	0	0	0	0	0	0	0	0					
2016 Totals (So.)	12	0	0	0	0	0	0	0	0	49	2,821	57.6	13	4	38	38	17	22						
Career	21	0	38	1,472	38.7	0	11	0	56	6	49	2,821	57.6	13	4	38	38	17	22					



JOSH WILLIAMS



**15** JORDAN WYATT

- 6-0 - 192 - DB - JR-2L
- WYLIE, TEXAS
- EAST

Sophomore (2016): Played and started in all 12 games... Finished third on the team and tied for third in The American in interceptions with four... Had a career-high two INTs against Liberty... Was one of nine players, including teammate Horace Richardson, in the country to register multiple INTs returned for a touchdown... Led the conference in fumbles forced (4)... Finished fifth on the squad in tackles with 50.

Freshman (2015): Played in 11 games, starting eight... Recorded 31 tackles... Had two interceptions (vs. James Madison, vs. East Carolina)... Registered two passes defensed... Had a forced fumble at Memphis.

2014: Redshirted.

Prep: A three-star ESPN.com and 247Sports recruit... Was the 2013 District 13-4A Defensive MVP... Named honorable mention All-District in 2012 at cornerback... Recorded 84 tackles, two interceptions and eight PBUs in 2013... Had a 93-yard kickoff return for a TD and blocked four field goals... Also lettered in basketball and track.

Personal: Parents are Janet and Patrick Wyatt.

WYATT CAREER STATISTICS

	GP	GS	TACKLES							PASS DEF			
			Solo	Ast	Total	TFL	Yds	FF	FR	Int	Yds	BrUp	QBH
2015 Totals (Fr.)	11	8	24	7	31	1.0	1	0	2	26	2	0	
2016 Totals (So.)	12	12	39	11	50	3.0	12	4	1	4	97	7	0
Career	23	20	63	18	81	4.0	13	5	1	6	123	9	0



JORDAN WYATT



# CHAD MORRIS

**HEAD COACH**  
**TEXAS A&M, 1992**  
 **COACHCHADMORRIS**

Chad Morris was named the Head Football Coach at SMU on Dec. 1, 2014. Morris arrived on the Hilltop after five seasons as an offensive coordinator on the collegiate level and 16 seasons as a Texas high school coach.

In his first season on the Hilltop, Morris engineered an offensive turnaround, as SMU increased its scoring output by 16.7 points per game – the second-largest increase in the nation in 2015. He also developed two of the nation's top freshmen - wide receiver Courtland Sutton and running back Xavier Jones. Sutton was named a Freshman All-American in 2015 after ranking No. 1 among freshmen with nine receiving TDs. He set an SMU freshman record for receiving yards with 862 and tied former SMU standout Emmanuel Sanders for most touchdowns by a freshman, while Jones set an SMU freshman record with 10 rushing TDs, surpassing SMU greats Eric Dickerson and Zach Line.

Year two saw even more improvement, as SMU won five games and came within one win of bowl eligibility. SMU produced a 1,000-yard rusher (Braeden West 1,036) and 1,000-yard receiver (Courtland Sutton 1,246) for the first time since 2011, and had three players with at least 1,000 all-purpose yards for the first time since 2011 (Courtland Sutton, Braeden West, James Proche). Freshman QB Ben Hicks, who was thrust into the starting lineup after preseason starter Matt Davis was lost for the season with a knee injury, threw for 2,930 yards on the season, third-best among all freshmen and eighth-best in a season at SMU. Following the campaign, Justin Lawler, Darrion Millines, Horace Richardson and Courtland Sutton were named first-team All-AAC, the most Mustangs to be named first-team All-Conference since 2011. Morris also led SMU to a 38-16 win No. 11 Houston, SMU's first win over a ranked team since 2011 and the first win over a team ranked 11 or higher since Jan. 1, 1983, when SMU beat No. 6 Pittsburgh in the Cotton Bowl. After the win, SMU received a vote in the AP Poll, the first for the Mustangs since the 2010 preseason rankings.

For the previous four seasons prior to SMU, Morris served as Offensive Coordinator at Clemson, helping the Tigers to a 41-11 record, the 2011 ACC Championship and four bowl berths, including two BCS Orange Bowl appearances. Clemson also posted three final top-25 rankings, including a top-10 finish in the final USA Today polls in 2012 and 2013. At the time of his departure, the Tigers were ranked 19th in the 2014 AP and USA Today polls. Clemson established 127 offensive records during his four years (89 individual/38 team) and posted the top three scoring seasons in school history, as well as four of the top five passing seasons in Clemson history. For his work, Morris was named AFCA National Assistant Coach of the Year and one of five finalists for National Offensive Coordinator of the Year by 247Sports.com in 2013, and the National Offensive Coordinator of the Year by Rivals.com in 2011.

Among the players Morris tutored at Clemson were 2012 first-team All-American quarterback and ACC Player of the Year Tajh Boyd, 2012 first-team All-American center Dalton Freeman, 2012 third-team All-American wide receiver DeAndre Hopkins and 2013 first-team All-American wide receiver and Biletnikoff Award finalist Sammy Watkins as well as NFLers Dwayne Allen of the Indianapolis Colts, Jaron Brown and Andre Ellington of the Arizona Cardinals, Martavis Bryant of the Pittsburgh Steelers, Tyler Shatley of the Jacksonville Jaguars and Brandon Thomas of the San Francisco 49ers. Morris also recruited 2015 All-Americans Deshaun Watson and Shaq Lawson as well as All-ACC performers

## MORRIS COACHING EXPERIENCE

1994-97	Head Coach	Eustace HS
1998-99	Head Coach	Elysian Fields HS
2000-02	Head Coach	Bay City HS
2003-07	Head Coach	Stephenville HS
2008-09	Head Coach	Lake Travis HS
2010	Associate Head Coach/Offensive Coord./QBs Coach	Tulsa
2011-14	Offensive Coordinator/QBs Coach	Clemson
2015-	Head Coach	SMU

Artavis Scott, Eric MacLain, Jordan Leggett, Wayne Gallman, Ben Boulware and others to Clemson. In all, Morris recruited 11 players – or half the starting lineup - on Clemson's 2015 national runner-up team.

Clemson's 2012 team set school records for total offense per game (512.7) and points per game (41.0), ranking sixth in the nation in scoring and ninth in the nation in total offense, and the 2013 offense averaged 507.7 yards and 40.2 points per game. Clemson and Baylor were the only FBS schools with a 3,000-yard passer, 1,000-yard rusher and 1,000-yard receiver every year from 2011-13.





Morris went to Clemson after one season as Associate Head Coach/Offensive Coordinator/Quarterbacks Coach at Tulsa. After his arrival, Tulsa improved from 5-7 in 2009 to 10-3 in 2010, averaging 41.4 points per game, eighth-most in the nation, and scoring at least 28 points in 12 of its 13 games. Tulsa was fifth nationally in first downs (25.6) and tied for fifth in touchdowns scored from the red zone (46). His offense scored 64 touchdowns on scrimmage plays (32 rushing, 32 passing) and totaled 1,006 plays (537 rushes, 469 passes).

Prior to his stint at TU, Morris served as a head coach on the Texas prep level for 16 years, coaching at Eustace Independent School District (1994-97), Elysian Field ISD (1998-99), Bay City ISD (2000-02), Stephenville ISD (2004-07) and Lake Travis ISD (2008-09). Morris is a legend in the state after posting a 169-38 record overall and winning back-to-back undefeated state championships in his final two seasons as a prep coach. In all, Morris took six of his teams to Texas State Championship Games, with three of those teams capturing state titles, and earned Coach of the Year honors 11 times.

In his last two years in the prep ranks, Morris led Lake Travis High School to back-to-back undefeated 16-0 seasons as well as two Class 4A State Championships. Lake Travis was the state of Texas' top-ranked offense in both 2008 and 2009. The 2008 team was ranked second nationally by USA Today and eighth by Rivals.com, while the 2009 team ranked No. 2 nationally by Rivals.com and ninth by USA Today.

Morris' offenses enjoyed tremendous success in his two seasons at Lake Travis. In 2008, the Cavaliers averaged 49.0 points per game and had a 41-point margin of victory, while scoring 784 points, the fourth-most in Texas football history, and throwing for 305 yards per game. In that same 2008 campaign, Morris coached former Mustang great Garrett Gilbert, who was named the Gatorade and Parade Magazine National Player of the Year, while setting the state of Texas' single-season passing yardage mark with 4,884 yards and 55 touchdowns. Gilbert also rushed for 790 yards and 28 TDs that season.

In 2009, Lake Travis totaled 7,600 offensive yards for a 47.5-yard average. LTHS threw for 287.5 yards and scored 44.0 points per game, while defeating opponents by an average of 34 points a game. The Cavaliers put up 4,600 passing yards and 46 TDs, with just seven interceptions.

Before compiling a 32-0 record in his two seasons at Lake Travis, Morris posted a five-year mark of 49-10 at Stephenville High School, where he implemented a hurry-up, no-huddle offense in 2004. At Stephenville, Morris tutored former Ole Miss quarterback Jevan Snead. Snead started the 2004 and 2005 seasons under Morris' tutelage and rushed for 1,053 yards in his senior season. After Snead, Morris coached quarterback Kody Spano, who later played collegiately at Nebraska. Spano threw for over 2,900 yards and rushed for more than 1,000 yards as a senior in 2007.

Before moving to Stephenville, Morris' teams registered a three-year record of 34-8 at Bay City High School, while playing for the state championship twice (2000 & 2001) and winning the crown in 2000 with a 14-1 record. At Bay City, Morris coached quarterbacks Andrew Smith (2000) and Scott Elliott (2001-02). Smith went on to play at North Texas where he led the Mean Green to a Bowl Game in his freshman season, while Elliott played collegiately at Tulane.

Morris' Elysian High School teams advanced to the state championship game in each of his two seasons as the head coach, while posting a 26-6 two-year record. His first team in 1998 compiled a 12-4 record, while the 1999 team compiled a 14-2 mark.

Morris received his first coaching position at Eustace High School as the quarterbacks coach in 1992-93, before taking over as head coach in 1994, leading the school to an 11-1 record in his final season of four years as the head coach. At Eustace, Morris also served as the head boys' basketball coach for four seasons (1993-97) and posted a record of 128-32.

Morris earned his bachelor's degree in mathematics with a minor in statistics from Texas A&M University in 1992.

Born Dec. 4, 1968, the Dallas native and his wife, Paula, have two children, daughter Mackenzie and son Chandler.





# JOE CRADDOCK

**OFFENSIVE COORDINATOR/QUARTERBACKS**  
**MIDDLE TENNESSEE, 2008**  
 **COACHCRADDOCK**

Joe Craddock, IV, is in his third season as SMU's Offensive Coordinator and Quarterbacks Coach, coming to the Hilltop in December 2014.

In his first season on the Hilltop, Craddock helped engineer an offensive turnaround, as SMU increased its scoring output by 16.7 points per game – the second-largest increase in the nation in 2015. He also helped develop two of the nation's top freshmen - wide receiver Courtland Sutton and running back Xavier Jones. Sutton was named a Freshman All-American in 2015 after ranking No. 1 among freshmen with nine receiving TDs. He set an SMU freshman record for receiving yards with 862 and tied former SMU standout Emmanuel Sanders for most touchdowns by a freshman, while Jones set an SMU freshman record with 10 rushing TDs, surpassing SMU greats Eric Dickerson and Zach Line.

In year two, SMU won five games and came within one win of bowl eligibility. SMU produced a 1,000-yard rusher (Braeden West 1,036) and 1,000-yard receiver (Courtland Sutton 1,246) for the first time since 2011, and had three players with at least 1,000 all-purpose yards for the first time since 2011 (Courtland Sutton, Braeden West, James Proche). Freshman QB Ben Hicks, who was thrust into the starting lineup after preseason starter Matt Davis was lost for the season with a knee injury, threw for 2,930 yards on the season, third-best among all freshmen and eighth-best in a season at SMU.

## CRADDOCK COACHING EXPERIENCE

2012-14	Clemson (Player Development Coach ('12-'13), Graduate Assistant ('14))
2015-	SMU (Offensive Coordinator/Quarterbacks)

Craddock arrived in Dallas after three years at Clemson. Craddock served as an offensive Graduate Assistant in 2014, helping the Tigers to a top-20 ranking and aiding in the development of quarterback Deshaun Watson. He worked as an offensive player development coach in 2012, helping Clemson to an 11-2 record, and, in 2013, he also worked with the offense, when Clemson recorded another 11-2 record.

In 2010 and 2011, he was the offensive coordinator at Briarwood Christian School in Birmingham, Ala. Craddock played at Middle Tennessee from 2005-08 and was a team captain his senior year. He also played baseball at Middle Tennessee in 2008.

The native of Chelsea, Ala., earned a bachelor's degree in liberal arts at Middle Tennessee in 2008.

Craddock and his wife Abby reside in Dallas with their daughter, Charlie.







# VAN MALONE

DEFENSIVE COORDINATOR  
HOUSTON, 2002

SMUCOACHMALONE

Van Malone arrived on the Hilltop as SMU's Defensive Coordinator in 2015, coming to the Hilltop from Oklahoma State, where he spent three seasons coaching defensive backs.

In 2016, Malone's defense was statistically one of the 10 most-improved in college football. The Mustangs ranked seventh nationally in interceptions per game and forced 26 turnovers in all. Following the season, defensive backs Darrion Millines and Horace Richardson, who each ranked in the top 15 for interceptions in 2016, as well as defensive end Justin Lawler were named first-team All-Conference.

At OSU, Malone coached the Cowboy safeties in 2012 before switching to cornerbacks coach prior to the 2013 season. Under Malone's direct guidance, Justin Gilbert became Oklahoma State's first finalist for the 2013 Thorpe Award, presented to the nation's top defensive back. Gilbert ranked fifth nationally with six interceptions and had two pick-sixes in 2013.

With Malone on staff, the Cowboys ranked seventh nationally with 30 turnovers forced during the 2013 regular season, with 10 of those turnovers involving his cornerbacks. The Cowboys entered the Cotton Bowl ranked in the top 25 nationally in scoring defense (14th), turnovers gained (seventh), passes intercepted (fourth), red zone defense (fifth), pass efficiency defense (ninth), tackles for loss (15th), third-down conversion percentage defense (seventh) and rushing defense (22nd) just one year after ranking in the top-25 nationally in only one of those categories (tackles for loss - 25th in 2012).

Malone came to Stillwater after spending two years serving as secondary coach and recruiting coordinator at Tulsa. Forcing turnovers was a recurring theme during Malone's time in Tulsa. In 2010, the Tulsa defense ranked first nationally in interceptions with 24, while the Hurricane was the NCAA's second-ranked team for turnover margin and third for turnovers gained. In 2011, Tulsa was 12th nationally with 18 passes intercepted and 25th with 28 turnovers gained despite facing elite quarterbacks such as Oklahoma State's Brandon Weeden, Boise State's Kellen Moore, Houston's Case Keenum and Oklahoma's Landry Jones. With Malone on staff, Tulsa compiled a 13-3 record in Conference USA.

Prior to his appointment at Tulsa, Malone spent four seasons at Texas A&M as a secondary coach. He coached the cornerbacks in his first two years (2006-07) and spent his final two seasons (2008-09) coaching the safeties.

Malone coached defensive backs at the University of North Texas during the 2005 season and also assisted coaching the special teams. Before that, Malone served as the cornerback coach and worked with the special teams at Western Michigan in 2004.

In 2003, Malone served an NFL Minority Coaching Fellowship with the Detroit Lions and also worked with wide receivers at North Dakota State University.

Malone played five seasons in the NFL after being drafted in the second round - the 57th selection overall - by the Detroit Lions in 1994. He played in every game as a rookie and was a standout special teams player, earning Special Teams Player of the Week on six different occasions. His special teams play earned him a nomination for the Pro Bowl in 1994 and 1995. The Lions reached the NFL playoffs in both 1994 and 1995. In 1996, Malone started every game and was named the special teams captain and was awarded a game ball three times. After the 1997 season, Malone signed a contract with the Arizona Cardinals and retired after the 1998 season due to injury.

During his time with the Lions, Malone also served as a marketing intern with Reebok International and provided post-game analysis and commentary for Fox Television Sports as a co-host in Detroit (Fox2). He was a True Value NFL Man of the Year semifinalist and was called on by the club to speak to many organizations.

## MALONE COACHING EXPERIENCE

2003	Detroit Lions (Minority Coaching Fellowship)
2003	North Dakota State (Wide Receivers)
2004	Western Michigan (Cornerbacks/Special Teams)
2005	North Texas (Defensive Backs/Special Teams)
2006-09	Texas A&M (Corners/Safeties)
2010-11	Tulsa (Secondary/Recruiting Coordinator)
2012-14	Oklahoma State (Safeties ('12), Corners ('13))
2015-	SMU (Defensive Coordinator)

Beginning in 1997, Malone was a youth camp director and football coordinator at the Texas Sports Development Academy in San Antonio. He also co-founded and headed up the "New Beginnings", a non-profit charity organization in Houston.

Malone began coaching in the high school ranks at his alma mater, Houston Waltrip, from 1999-2002. He also coached at Conroe High School from 2002-03. He earned the Houston High School Coaches Association "Assistant Coach of the Year" in 2000 and was also honored by the Houston Police Department with the "Lifesaver of the Year" Award.

Malone was a four-year letterman (1990-93) at the University of Texas, earning third-team All-America honors and All-SWC accolades as a defensive back his senior season. He was honored as a Longhorn team captain in 1993 and was awarded the Darrell Royal Award for tenacity in 1993 as well. Malone played in the Blue-Gray All-Star Classic and the Hula Bowl following his senior campaign. As a freshman in 1990, Malone earned Sporting News Freshman All-America honors as Texas won the Southwest Conference Championship.

Malone continues to serve on the National Minority Issues Committee and the program committee of the American Football Coaches Association (AFCA). He is a lifetime member of the Texas High School Coaches Association, was a member of the Houston Coaches Association (1998-2003) and the Houston Area Minority Coaches Association (1998-2003). He is a member of the National Black Coaches Association and the National Federation of High School Coaches Association.

A native of Houston who majored in education/sports management while at Texas, Malone completed his undergraduate work through the NFL's degree completion program and earned his degree in social science from the University of Houston in 2002.

Malone and his wife, Nedra, have three sons, Van, Vaughn and Vincent.





# DUSTIN FRY

ASSISTANT COACH/OFFENSIVE LINE  
CLEMSON, 2006

 [COACHDUSTINFRY](#)

Dustin Fry joined the SMU staff in December 2014 as offensive line coach after spending two seasons at Clemson, where he served as an offensive Graduate Assistant.

In his first year at SMU, Fry tutored a line that blocked for an offense that increased its scoring output by 16.7 points per game from the previous season – the second-largest increase in the nation in 2015.

Year two saw even more improvement, as SMU won five games and came within one win of bowl eligibility. SMU produced a 1,000-yard rusher (Braeden West 1,036) and 1,000-yard receiver (Courtland Sutton 1,246) for the first time since 2011 and had three players with at least 1,000 all-purpose yards for the first time since 2011 (Courtland Sutton, Braeden West, James Proche). Freshman QB Ben Hicks, who was thrust into the starting lineup after preseason starter Matt Davis was lost for the season with a knee injury, threw for 2,930 yards on the season, third-best among all freshmen and eighth-best in a season at SMU.

## FRY COACHING EXPERIENCE

2012-14	Clemson (Graduate Assistant)
2015-	SMU (Assistant Coach/Offensive Line)

In his three years at Clemson, he helped the Tigers to a 31-7 record with two top-10 finishes. He was a player development coach with the offensive line and helped center Dalton Freeman earn first-team All-America honors in 2012.

Fry lettered four years with Clemson and was a first-team All-ACC center on the 2006 offense that averaged a school-record 6.5 yards per play. He played in the Senior Bowl and was a fifth-round draft pick of the Rams, playing for St. Louis in 2008.

Fry earned his sport management degree from Clemson in 2006.

Fry is married to the former Laura Elliott, and the couple has a son, Hudson.





# KEITH GUNN

ASSISTANT COACH/TIGHT ENDS  
 ABILENE CHRISTIAN, 1992  
 [COACHKEITHGUNN](#)

Keith Gunn is in his fifth season on the Hilltop, now serving as an Assistant Coach overseeing tight ends. Before making the move to tight ends, Gunn helped with special teams in 2015 and 2016, the defensive line in 2015 and was the Offensive Quality Control Coordinator and Recruiting Analyst in 2013 and 2014.

Gunn arrived at SMU with over 10 years of coaching experience in the state of Texas, having previously served in a variety of roles at Texas A&M from 1992-95, and on the staff at Baylor from 1996-98. Most recently, Gunn has served on the coaching staffs of the Texas vs. the Nation All-Star Game (2008-10) and of the East-West Shrine Game (2009). During Gunn's four seasons at Texas A&M, the Aggies went 41-6-1 with a national finish of seventh in 1992.

Gunn played strong safety at Abilene Christian University from 1988-91 and earned his bachelor's degree in political science in 1992. Gunn then received his master's in education from Texas A&M in 1994.

## GUNN COACHING EXPERIENCE

1992-95	Texas A&M (Quality Control ('92-'93), Graduate Assistant/Safeties ('94-'95))
1996-98	Baylor (G.A. ('96), Recruiting Coordinator ('97), TE/Special Teams/Recruiting Coordinator ('98))
2008-10	Texas Vs. The Nation College All-Star Game (Assistant Coach)
2013-	SMU Offensive Quality Control Coordinator ('13-'14) Assistant Coach (2015-)

Gunn was the owner of the construction firm Sorrells & Gunn L.L.C., from 1999-2012.

Gunn and his wife, Martha Kate, have three daughters - Anna Kate, Laura Lee and Mary Claire.





# JESS LOEPP

**ASSISTANT COACH/SECONDARY  
CENTRAL OKLAHOMA, 2000**

**COACHJESSLOEPP**

Jess Loepp joined the SMU coaching staff as secondary coach in 2015 after totaling eight years over three stints at Tulsa. Prior to coming to the Hilltop, Loepp coached safeties and served as recruiting coordinator for the Golden Hurricane.

In 2016, SMU's defense was statistically one of the 10 most-improved in college football. The Mustangs ranked seventh nationally in interceptions per game, and Loepp's secondary was responsible for 16 of the 18 picks. Following the season, defensive backs Darrion Millines and Horace Richardson, who each ranked in the top 15 for interceptions in 2016, were named first-team All-Conference.

Loepp spent his first three seasons at Tulsa as a graduate assistant coach (2003-05), one year as the Director of High School Relations (2009) and six years as a full-time assistant coach (2007, 2010-2014).

During his tenure with the Hurricane, Loepp was part of six bowl games - 2003 Humanitarian Bowl, 2005 and 2012 AutoZone Liberty Bowls, 2008 GMAC Bowl, 2010 Sheraton Hawai'i Bowl and the 2011 Bell Helicopter Armed Forces Bowl. He has also been a part of Tulsa's two Conference USA Championship seasons in 2005 and 2012.

Under Loepp's tutelage, Dexter McCoil became the school's career-leader for interceptions in 2012 and along with fellow safety Demarco Nelson earned all-conference accolades. In 2011, the Tulsa defense ranked 12th nationally for interceptions and 25th for turnovers gained. In 2010, Tulsa ranked first in NCAA statistics for interceptions with 24 pickoffs, second in turnover margin and third in turnovers gained.

In 2009, Loepp returned to Tulsa and served as the school's Director of High School Relations.

Before returning to Tulsa, Loepp was an assistant football coach and strength coordinator at Lake Travis High School in Texas during the 2008 campaign. He helped lead that team to the Class 4A Division I State Championship, a 16-0 record and a top-10 ranking in most national prep polls, with the highest being second nationally.

In 2007, Loepp was in his second stint with the Hurricane, while coaching safeties and serving as Tulsa's recruiting coordinator. He helped Tulsa post a 10-4 record, reach the Conference USA Championship game and win the GMAC Bowl.

Loepp spent the 2006 season as an assistant coach at Rice, where he coached the Owls safeties and served as recruiting coordinator. At Rice, he helped coach a team that made a bowl game appearance for the first time in 45 years.


Loepp first came to Tulsa in 2003 when he served as a defensive graduate assistant coach for three years.

## LOEPP COACHING EXPERIENCE

2003-05	Tulsa (Graduate Assistant)
2006	Rice (Safeties/Recruiting Coordinator)
2007	Tulsa (Safeties/Recruiting Coordinator)
2008	Lake Travis High School (Assistant Coach/Strength Coordinator)
2009	Tulsa (Director of High School Relations)
2010-14	Tulsa (Safeties/Recruiting Coordinator)
2015-	SMU (Assistant Coach/Secondary)

Before his first stint at Tulsa, Loepp held his first coaching position at the Oklahoma Bible Academy in Enid, Oklahoma, as a volunteer assistant coach. He coached the linebackers and receivers. Loepp attended the University of Central Oklahoma and was an All-Lone Star Conference performer at linebacker. He helped UCO win league titles in 1998 and '99. He earned his bachelor's degree at UCO in 2000 and completed his graduate work at Tulsa in 2005.

He and his wife, Kelly Lynn, have two sons, Easton and Brooks.





# ARCHIE McDANIEL

**ASSISTANT COACH/LINEBACKERS**  
**TEXAS A&M, 2005**  
 **COACHARCHIEMAC**

Archie McDaniel joined the SMU coaching staff as linebackers coach in December 2014 after spending three seasons at New Mexico.

In 2016, SMU's defense was statistically one of the 10 most-improved in college football. The Mustangs ranked seventh nationally in interceptions per game and forced 26 turnovers in all.

McDaniel made the switch to coaching outside linebackers in 2014 after coaching the defensive line his first two seasons at UNM.

The 2013 Lobo defensive line accounted for 65.6 percent of the team's sacks and 38.3 percent of the team's tackles for loss. All-Mountain West honorable mention Brett Bowers had nine tackles for loss, six sacks and three forced fumbles for the Lobos in 2013.

His defensive line unit in 2012 helped the Lobos improve from a No. 119 ranking among the 120 Football Bowl Subdivision teams in rush defense in 2011 to a No. 74 ranking in 2012.

His line (including the rush outside linebacker position) produced 38 tackles for loss and 15 sacks in 2012. Defensive end Jacori Greer earned honorable mention All-Mountain West honors after leading the team with eight tackles for loss and five sacks. Greer's sack total put him 10th in the conference.

McDaniel came to UNM after a two-year stay at the University of Tulsa. He coached the Hurricane's defensive tackles in 2011 and their tight ends/H-backs in 2010, when the Golden Hurricane ranked sixth in the nation in total offense.

Under McDaniel's leadership, Tulsa's Cory Dorris earned honorable mention All-Conference USA honors in 2011. Golden Hurricane H-back Charles Clay was an honorable mention all-conference performer in 2010.

## McDANIEL COACHING EXPERIENCE

2007	Trinity Valley (Texas) Community College (Linebackers)
2008	Texas A&M (Graduate Assistant)
2009	Texas Southern (Linebackers)
2010-11	Tulsa (Tight Ends/H-Backs ('10), Defensive Tackles ('11))
2012-14	New Mexico (Defensive Line ('12-'13), Outside Linebackers ('14))
2015-	SMU (Assistant Coach/Linebackers)

McDaniel came to Tulsa following one season as the linebackers coach at Texas Southern University, where the TSU defense was ranked 22nd in the nation for total defense during the 2009 campaign. He helped that defensive unit rank first in the SWAC for total defense and second for rush defense.

McDaniel spent the 2008 season as a defensive graduate assistant at his alma mater, Texas A&M. He assisted with coaching the Aggies' defensive line. McDaniel spent the 2007 season coaching linebackers at Trinity Valley Community College and produced three all-conference players at linebacker that season.

He played linebacker at Texas A&M, where he was a three-year starter and team captain his senior season. McDaniel totaled 213 tackles, five sacks and two interceptions as a starter from 2003-05. He earned his degree from A&M in agricultural development in 2005.

McDaniel has also served an internship with the Houston Texans in the NFL Minority Coaching Fellowship Intern program.

McDaniel is married to the former LaTrenia Byrd of Tuscaloosa, Ala., and has one son, Christian.





# JUSTIN STEPP

ASSISTANT COACH/WIDE RECEIVERS

FURMAN, 2007

 **COACHJSTEPP**

Justin Stepp joined the SMU staff as wide receivers coach in December of 2014 after spending three years at Appalachian State.

In his first season on the Hilltop, Stepp helped develop one of the nation's top freshmen - wide receiver Courtland Sutton. Sutton was named a Freshman All-American in 2015 after ranking No. 1 among freshmen with nine receiving TDs. Sutton set an SMU freshman record for receiving yards with 862 and tied former SMU standout Emmanuel Sanders for most touchdowns by a freshman. In all, SMU's offense increased its scoring output by 16.7 points per game – the second-largest increase in the nation in 2015.

In 2016, Sutton again led the SMU offense, catching 76 passes for 1,246 yards and 10 TDs, making him SMU's first 1,000-yard receiver since 2013. Sutton was not SMU's only threat, though, as James Proche emerged, catching 57 passes for 709 yards and six scores en route to Freshman All-America honors.

Stepp's first two seasons coaching Appalachian State's wideouts were very successful. In 2012, three Mountaineers (Sean Price, Andrew Peacock and Tony Washington) earned all-Southern Conference recognition while Price received All-America honors after setting NCAA Division I FCS freshman records with 81 receptions and 1,196 receiving yards. In 2013, Peacock and Washington once again earned all-conference accolades after Peacock led the SoCon in receptions (78) and Washington led the league in receiving yards (939).

Peacock finished his career as Appalachian State's all-time leader with 208 receptions, 157 of which came in two years with Stepp as his position coach. Both of Stepp's prized pupils signed National Football League free-agent contracts following the conclusion of their collegiate careers -- Peacock with the Detroit Lions and Washington with the Indianapolis Colts.

Prior to his arrival at Appalachian State, Stepp spent three seasons at Clemson (2009-11). As an offensive graduate assistant coach in 2011, Stepp had a hand in all aspects of Clemson's offense, including working directly with the Tigers' running backs, quarterbacks, wide receivers and tight ends, game-planning and assisting the offensive coordinator with in-game play-calling adjustments.

With Stepp on the sideline, Clemson ranked second in the ACC and in the top 30 nationally in scoring (33.6 ppg) and total offense (440.8 ypg) and boasted a pair of All-Americans on the offensive side of the ball in 2011.

Prior to serving as a graduate assistant coach, he spent two seasons (2009-10) as an offensive video graduate assistant, with a large role in opponent breakdown and preparation of practice scripts.

He started his college coaching career as the wide receivers coach and recruiting coordinator at NCAA Division II North Greenville in 2008, where he coached a pair of 40-catch receivers in his only season with the Crusaders. He also served as wide receivers and strength coach at Fort Mill (S.C.) HS in 2007.

The Pelion, S.C. native was a standout wide receiver and punt returner at Furman from 2003-06. He earned All-SoCon recognition as a junior and senior and finished his playing career ranked fourth all-time in receptions at FU.

## STEPP COACHING EXPERIENCE

2007	Fort Mill (S.C.) H.S. (Wide Receivers/Strength and Conditioning)
2008	North Greenville (Wide Receivers/Recruiting Coordinator)
2009-10	Clemson (Graduate Assistant/Offensive Video)
2011	Clemson (Graduate Assistant/Offense)
2012-14	Appalachian State (Wide Receivers)
2015-	SMU (Wide Receivers)

He graduated from Furman in 2007 with a bachelor's degree in health and exercise science.

Stepp is married to the former Brooke Hickey, SMU's Director of Recruiting Operations, and the couple reside in Dallas.





# JEFF TRAYLOR

## ASSOCIATE HEAD COACH/RUNNING BACKS

STEPHEN F. AUSTIN, 1990

 **COACHTRAYLOR**

Jeff Traylor enters his first season on the Hilltop as Associate Head and Running Backs Coach.

Traylor arrived at SMU in early 2017, following a two-year stint at Texas as tight ends and special teams coach. In 2016, Traylor coached punter Michael Dickson to third-team Associated Press All-America accolades and Big 12 Special Teams Player of the Year honors. Dickson was also a finalist for the Ray Guy Award. In his first season at Texas, two Longhorns' special teams players garnered All-Big 12 honors, as Dickson and return man Daje Johnson earned honorable mention honors.

The former athletics director at Gilmer High School also served as head coach for the Buckeyes for the 15 seasons (2000-14), amassing three state championships (2004, '09 '14) and a 175-26 overall record (.871). He also led GHS to state runner-up finishes in 2007 and 2012, while capturing 12 district titles.

Gilmer reached the 10-win mark 11 times under Traylor's direction, while also recording seven 13-win campaigns. The Buckeyes reached the 15-win plateau three times, all of which resulted in undefeated state championship years, including two 16-0 marks in 2004 and 2014.

En route to the 4A Division 2 state title in 2014, the Gilmer offense put up the second-most points in the history of Texas high school football with 950 in 16 games for an average of 59.4 points per game. The Buckeyes scored over 60 points on nine occasions, twice posting 80 or more. They also averaged 536.1 total yards per game (8,577) with a balanced 293.9 passing yards and 242.1 rushing yards per contest. The defense was equally impressive, allowing only 276 points (17.3 ppg) with five single-digit performances and two shutouts, while recording 23 interceptions and forcing 17 fumbles. Gilmer capped the season

### TRAYLOR COACHING EXPERIENCE

1989-92	Big Sandy High School (Assistant Coach)
1993-99	Jacksonville High School (Assistant Coach)
2000-14	Gilmer High School (Head Coach/Athletic Director)
2015-16	Texas (Tight Ends/Special Teams)
2017-	SMU (Associate Head Coach/Running Backs)

with a win over West Orange-Stark at AT&T Stadium in Arlington and had eight different players earn 4A All-State honors from either the Associated Press or Texas Sports Writers Association.

Gilmer's two other state titles under Traylor both came in 3A in 2004 (Division 2) and 2009 (Division 1), before the change in class structure in Texas high school football moved the school into 4A in his last season.

Prior to Gilmer, Traylor was an assistant coach at Jacksonville High School from 1993-99, where he served as passing coordinator, defensive backs coach, receivers coach and special teams coordinator.

Traylor began his coaching career at Big Sandy High School, where he spent four years as an assistant coach from 1989-1992.

A 1986 graduate of Gilmer High School, Traylor earned both undergraduate (1990) and graduate degrees (2001) in education from Stephen F. Austin while playing football as a walk-on.

Traylor and his wife, Cari, have two sons, Jordan and Jake, and one daughter, Jaci.





# BUDDY WYATT

ASSISTANT COACH/DEFENSIVE LINE  
TCU, 1990

 [COACHBUDDYWYATT](#)

Defensive line coach Buddy Wyatt is entering his third season at SMU and 28th overall at the collegiate level.

In 2016, SMU's defense was statistically one of the 10 most-improved in college football, led by SMU's Wyatt-tutored All-AAC defensive end Justin Lawler.

Wyatt arrived on the Hilltop after five seasons at Kansas, where he also served as defensive line coach. Wyatt has made several coaching stops in the Big 12 Conference, as he came to Kansas after spending the 2008-09 seasons at Texas A&M. He coached at TCU (1991), Oklahoma State (1996) and also at Texas A&M (2000-02, 08-09). In addition, he has coached at Minnesota (1992-95), Northwestern (1997-98), Colorado (1999), Alabama (2003-06) and Nebraska (2007).

Wyatt has worked with a number of successful coaches and future NFL players. Among the head coaches he worked for are Jim Wacker, Bob Simmons, Gary Barnett, R.C. Slocum, Bill Callahan and Mike Sherman.

His list of NFL players coached includes Jamal Williams, Adam Carriker, Justin Bannon, Tyler Brayton, Johnny Jolly, Rocky Bernard, Ty Warren, Ronald Edwards and Ronald Flemons.

Wyatt was a coach at Texas A&M for two stints, helping the 2000-02 Aggie teams become one of the nation's top defensive units. In 2001, A&M ranked 10th in the nation in total defense.

He started his coaching career as a graduate assistant at his alma mater TCU in 1991. He landed his first full-time job at Minnesota, where he spent the next four seasons.

Wyatt coached at Oklahoma State in 1996 before returning to the Big 10 Conference for two seasons at Northwestern. Wyatt spent the 1999 season at Colorado before heading to Texas A&M.

## WYATT COACHING EXPERIENCE

1991	TCU (Graduate Assistant)
1992-95	Minnesota (Assistant Coach)
1996	Oklahoma State (Defensive Line)
1997-98	Northwestern (Defensive Line)
1999	Colorado (Assistant Coach)
2000-02	Texas A&M (Assistant Coach)
2003-06	Alabama (Defensive Line)
2007	Nebraska (Defensive Line)
2008-09	Texas A&M (Defensive Line)
2010-14	Kansas (Defensive Line)
2015-	SMU (Assistant Coach/Defensive Line)

From 2003-06, Wyatt coached at Alabama, where the Crimson Tide went to three bowl games and produced one of the nation's top defensive teams. In 2004, the Crimson Tide led the nation in pass defense, and ranked second in total defense and seventh in scoring defense. In 2005, Alabama was in the top nine nationally of all five major defensive categories, while leading in scoring defense.

While at Alabama, Wyatt was responsible for recruiting the Mississippi High School Player of the Year to Alabama two straight seasons. He has heavily recruited in Florida and in the state of Texas.

After one season at Nebraska, Wyatt returned to Texas A&M for the 2008 and 2009 seasons.

Wyatt was a defensive lineman at TCU from 1986-89 and earned a degree in education from TCU in 1990.

Wyatt was born in Victoria, Texas. He and his wife Andrea have two children, Fred and Ariel.







# DARIC RILEY

QUALITY CONTROL ASSISTANT/SPECIAL TEAMS  
CHARLESTON SOUTHERN, 1999

 **DARICRILEY**

Daric Riley arrived on the Hilltop in 2015 with 16 years of coaching experience on the collegiate level and now serves as Quality Control Assistant/Special Teams Analyst.

Riley came to SMU after one season at UAB, where, as Special Teams Coordinator/Outside Linebackers Coach, he helped the Blazers to bowl eligibility. Prior to his time at UAB, Riley served as Special Teams Coordinator/Outside Linebackers Coach at Jacksonville State. Under his guidance, JSU place kicker Griffin Thomas earned Phil Steele All-America honors and was named first-team All-Ohio Valley Conference. Thomas was one of the top kickers in the nation after setting numerous OVC and school records, including made field goals (23), field goal attempts (30) and points scored by kicking (128).

Riley went to Jacksonville State after serving as the secondary coach and special teams coordinator for two seasons at Newberry College.

From 2007-10, Riley served as a defensive graduate assistant at Clemson University. While with the Tigers, Riley worked primarily with the defense, while also working extensively with the Tigers' special teams unit.

Prior to coaching at Clemson, Riley was the defensive secondary coach and special teams coordinator at Truman State University in Kirksville, Mo., from 2004-06, and held the same positions at Newberry College from 2003-04.

While at Pikeville College in Pikeville, Ky., Riley served as the defensive secondary coach, special teams coordinator, strength coach and the schools' recruiting coordinator from 2001-03. He also spent time on the offensive side of the ball as quarterbacks and wide receivers coach in 2001.

## RILEY COACHING EXPERIENCE

1999	Charleston Southern (Assistant Coach)
2000-01	Fairfield University (Assistant Coach)
2001-03	Pikeville College (Assistant Coach)
2003-04	Newberry College (Secondary Coach/Special Teams Coordinator)
2004-06	Truman State (Secondary Coach/Special Teams Coordinator)
2007-10	Clemson (Defensive Graduate Assistant)
2011-12	Newberry College (Special Teams Coordinator)
2013	Jacksonville State (Special Teams Coordinator/Outside Linebackers Coach)
2014	UAB (Special Teams Coordinator/Outside Linebackers Coach)
2015-	SMU (Quality Control Assistant/Special Teams)

Riley also served as the defensive secondary coach from 2000-01 at Fairfield University in Fairfield, Conn. While at Fairfield, Riley was a part of a defensive unit that ranked No. 1 in the nation with 30 interceptions. Riley also coached AP All-American and Metro Athletic Conference Player of the Year Steve Dogmantis. Riley began his coaching career at his alma mater, Charleston Southern University, where he was also a three-year letterman. He served as outside linebackers coach under head coach David Dowd.

Riley is a native of Beaufort, S.C. He finished with a BS in psychology and physical education at Charleston Southern in 1999. In 2009, he graduated with a master's degree in youth development leadership from Clemson.

He and his wife, Kathy, reside in Dallas.





## RANDY ROSS

**SR. ASSOC. DIRECTOR OF FOOTBALL OPERATIONS**  
**11TH SEASON**  
**ST. BERNARD, 1975**  
**COACHRANDYROSS**

Randy Ross is in his 11th year at SMU, where he serves as the Sr. Associate Director of Football Operations. In that role, Ross wears a number of hats. He coordinates team travel, office management and administration, handles gameday responsibilities and serves as a liaison with athletics and university departments.

Ross came to SMU after spending 17 seasons at Alabama, the last four as Director of Football Operations. He was an assistant coach from 1993-96 as well as Alabama's recruiting coordinator from 1990-98 and 2003-07.

He then spent one season in UA's development office before moving back to the football office in 2000 as the Director of High School Relations. He began his coaching career at Gaston (Ala.) High School before moving to Gadsden's Southside High School in 1976. He then served as Southside's head coach for nine seasons before moving on to coach at Scottsboro High from 1985-86. He moved on to Vanderbilt to tutor the quarterbacks as an assistant coach for three seasons before being lured to Alabama by Gene Stallings.

A graduate of St. Bernard, Ross is married to the former Ann Lowe.



## MARK SMITH

**DIRECTOR OF FOOTBALL RECRUITING**  
**THIRD SEASON**  
**HARDIN-SIMMONS, 2000**  
**COACHMARKSMITH**

Mark Smith arrived on the Hilltop as Director of Recruiting in 2015 with experience at both the college and high school levels.

Prior to SMU, Smith served at Hurst L.D. Bell from 2009 to 2014, earning a promotion to head coach in early 2011. Bell went 21-22 in his four years at the helm, making the playoffs for three straight seasons. He also served as an assistant at Irving MacArthur and Colleyville Heritage. Smith also has college experience, having worked as the defensive quality control coach at the University of Oklahoma prior to coming to Bell. His ties to area football coaches are strong, as he was elected as the President of the North Texas Football Coaches Association.

Smith has a master's degree from the University of Texas at Arlington and a bachelor's degree from Hardin-Simmons University. Smith is an Abilene, Texas native.

He and his wife Michelle have three children, Mekenna, Micah and Mailey Kay.



## STEVE STIGALL

**ASSOC. DIRECTOR OF FOOTBALL OPERATIONS**  
**11TH SEASON**  
**TEXAS, 2005**  
**STIGALLS**

Steve Stigall is in his 11th year on the Hilltop, where he serves as Associate Director of Football Operations. Prior to coming to SMU, Stigall served two years in the Texas football operations office.

On the Hilltop, Stigall helps student-athletes transition from high school to college and also assists in the transition to life after football. He serves as a mentor to many players and as a liaison to several areas including compliance, financial aid and housing.

Stigall holds undergraduate and graduate degrees from Texas, where he was a three-year letterwinner and the Horns' special teams MVP in 2004. He was also a four-time member of the Big 12 Honor Roll and a nominee for the 2004 Bobby Bowden Award.

A native of Emory, Texas, Stigall is married to the former Kathy Hahn, who was a four-year volleyball letterwinner for the Horns, and the couple has two daughters, Emma and Lily, and two sons, Luke and Eli.



## BROOKE STEPP

**DIRECTOR OF RECRUITING OPERATIONS**  
**THIRD SEASON**  
**TEXAS, 2009**  
**ABROOKEH**

Brooke Stepp is in her third season as Director of Recruiting Operations at SMU. In her role, Stepp manages and trains the Pony Pride Student Group, plans and executes on-campus recruiting events including unofficial and official visits, junior days, game day activities, clinics and camps. She and SMU's Director of Creative Media coordinate the SMU football social media plan.

Stepp joined SMU after spending the last seven years at Holtzman Partners, LLC, in Austin, Texas. Most recently, she was a Senior Auditor there, starting that role in October of 2012. Stepp earned her bachelor's of business administration degree from Texas in 2009 and received her Master's of Science in accounting from SMU in 2010.

Stepp is married to Justin Stepp, SMU's wide receiver coach.



## RAMON FLANIGAN

**DIRECTOR OF FORMER PLAYER RELATIONS**  
**FIRST SEASON**  
**SMU, 1997**  
**SMUBBB**

Ramon Flanigan enters his first season on the Hilltop as the Director of Former Player Relations. Flanigan arrives at SMU following a two-year stint at Lamar as the quarterbacks coach.

A coaching veteran with more than 16 years coaching experience, Flanigan also had a two-year stint (2013-14) as the head coach at Lincoln University. Flanigan's stop at Lincoln came following a coaching internship with the NFL's Atlanta Falcons.

Prior to Flanigan's stop in the NFL he spent three seasons at Mississippi Valley State, where he served as the offensive coordinator and quarterbacks coach. During his time in Itta Bena, Miss., Flanigan helped turn around a struggling Delta Devils program. MVSU defeated the reigning conference champions in his second season, and posted their best record in six seasons the following year.

Flanigan's impact at MVSU was seen almost immediately. The Delta Devils cut their number of sacks by more than half, finished tied for first in the SWAC in turnover margin – after finishing next to last the previous season – and produced the league's top receiver in terms of yards per catch.

Flanigan went to MVSU after spending two seasons in the high school ranks. Prior to that he served as the offensive coordinator at North Texas under head coach Darrell Dickey. Flanigan's coaching career began at UNT in 1999 where he worked with the Mean Green receivers. The following season he was moved to quarterbacks, before being promoted to offensive coordinator in 2002. During his time as offensive coordinator, UNT went through one of the most successful runs in Sun Belt Conference history. The Mean Green won four-straight league titles, made four New Orleans Bowl appearances and produced some of the league's top talent.

Flanigan's coaching career got started following a standout playing career at SMU. One of the school's all-time leading passers, Flanigan graduated as the school's all-time leader in total offense, and among the all-time top five in passing yards. He was the only player in Mustang history to pass for more than 5,500 yards and rush for at least 1,500. The 1994 Southwest Conference leader in total offense, Flanigan guided SMU to a 6-5 mark in 1997 – the program's first winning season in 11 years.

Following his graduation in May 1997, Flanigan went on to play professionally for the Hamburg Blue Devils of the German Bundesliga. He guided the Blue Devils to a Euro Bowl Championship, and played in the German Bowl.

Flanigan is married to wife, C.J.



## CHRIS SCOTT

GRADUATE ASSISTANT/CORNERBACKS  
SECOND SEASON  
TCU, 2011  
COACH\_SCOTT31

Chris Scott enters his second season at SMU as a graduate assistant. Scott was most recently an assistant coach at Southern University, where he coached cornerbacks.

In 2016, Scott helped SMU's defense statistically become one of the 10 most-improved in college football. The Mustangs ranked seventh nationally in interceptions per game, and SMU secondary was responsible for 16 of the 18 picks. Following the season, defensive backs Darrion Millines and Horace Richardson, who each ranked in the top 15 for interceptions in 2016, were named first-team All-Conference.

Scott began his career as a corners coach at Irving Nimitz (2012-13) before moving on to Katy Tompkins where was defensive and special teams coordinator (2013-15).

Scott, a TCU alumnus, was a three-year letterman for the Horned Frogs, playing on two BCS bowl teams, including the Rose Bowl Championship squad in 2010.

A native of Baton Rouge, La., Scott received his B.S. in human relations with a minor in social work from TCU. Scott lives in Dallas with his son Carson.



## WESLEY JOHNSON

GRADUATE ASSISTANT/DEFENSIVE LINE  
SECOND SEASON  
UT MARTIN, 2014  
WESJJOHN

Wesley Johnson enters his second season at SMU and first season as a graduate assistant. Johnson was most recently a Volunteer Analyst for the SMU Defense.

Johnson began his coaching career as a student assistant at Tennessee-Martin (2012-2013) before moving on to Morristown East HS in Morristown, Tenn., where he coached WR (2014) and finally on to McNairy Central HS in Selmer, Tenn., where he coached OL/DL (2015).

Johnson is native of Selmer, Tennessee. He is a 2014 graduate of The University of Tennessee at Martin with a degree in education. Wesley Johnson resides in Dallas with his wife, Hannah.



## WILL BRYANT

GRADUATE ASSISTANT/WIDE RECEIVERS & QUARTERBACKS  
THIRD SEASON  
TEXAS TECH, 2015  
COACHBRYANT\_SMU

Will Bryant is in his third season at SMU and second as a Graduate Assistant working with the offense. Bryant joined the staff as a volunteer offensive assistant in 2015 before being promoted.

In 2016, SMU won five games and came within one win of bowl eligibility. SMU produced a 1,000-yard rusher (Braeden West 1,036) and 1,000-yard receiver (Courtland Sutton 1,246) for the first time since 2011 and had three players with at least 1,000 all-purpose yards for the first time since 2011 (Courtland Sutton, Braeden West, James Proche).

As a volunteer assistant, Bryant assisted the offensive coordinator and wide receivers coach with quarterback and receiver development. Bryant was also responsible for helping create game plans, blitz-report books, scouting reports and tip sheets for players and coaches. On gameday, he charted opponent coverages and kept drive charts.

Before coming to the Hilltop, Bryant was a student teacher at Irons Middle School and Frenship High School. During his tenure, he provided skills instruction and motivational coaching for sixth through 12th grade football, basketball, track and physical education classes. He also helped teach and create proper accommodations for special-needs students in physical education.

In 2015, Bryant played with the Amarillo Venom professional Arena Football team. With the Amarillo Venom, he saw action in three games, recording three catches for 30 yards and two tackles. During high school, he was a two-year varsity football wide-receiver/tight end. He was named an All-District tight end in 2010.

Bryant received his B.S. in exercise sports science from Texas Tech.



## G.J. KINNE

GRADUATE ASSISTANT/OFFENSIVE LINE  
FIRST SEASON  
TULSA, 2011  
GJKINNE

G.J. Kinne enters his first season at SMU as a graduate assistant that will work primarily with the offensive line.

Kinne begins his coaching career after playing professional football the last five years in the National Football League, United Football League and the Canadian Football League. Kinne was a quarterback for the New York Jets and Omaha Nighthawks in 2012. Kinne played quarterback and wide receiver for the Philadelphia Eagles from 2013-15, before landing with the New York Giants as a safety in 2015 and 2016. Most recently, Kinne played quarterback for the Saskatchewan Roughriders in 2017 before coming to the Hilltop.

Kinne finished his college career at Tulsa having thrown for 9,472 yards and 81 touchdowns after starting his collegiate career at Texas. He transferred to Tulsa in 2008 and took over the starting job in 2009 and remained the starter for his final three years. The three-year captain was named Conference USA's Offensive Player of the Year in 2010 under the tutelage of current SMU head coach Chad Morris.

Kinne reunites with Morris, who was the assistant head coach, offensive coordinator and quarterback coach at Tulsa in 2010.

A native of Gilmer, Texas, Kinne received his B.S. in exercise and sports science from the University of Tulsa.

Kinne resides in Dallas with his wife, Summer.



## TRUMAIN CARROLL

**DIRECTOR OF STRENGTH & CONDITIONING  
THIRD SEASON  
OKLAHOMA STATE, 2005**  
**COACHTRUCARROLL**

TruMain Carroll joined the SMU staff in December 2014 as Strength & Conditioning Coach after one season as Assistant Strength & Conditioning Coach at Oklahoma State.

Carroll served as UMKC's Director of Strength & Conditioning from 2008-2011 and then was Director of Strength & Conditioning at South Carolina State from 2011-2013. Carroll joined the Kangaroos from OSU, where he served as the Assistant Strength & Conditioning Coach for the Cowboys from 2006-08.



While in Stillwater, Carroll designed and directed the strength program for the OSU women's basketball program that advanced to the Sweet 16 in the 2007 NCAA Tournament. He also assisted in the strength and conditioning program with the OSU football team that won the 2006 Independence Bowl and the 2007 Insight.Com Bowl.

As an athlete, Carroll was a member of the Oklahoma State football program from 2001-2005 as a defensive end. During his career, he helped guide the Cowboys to three consecutive bowl games.

Carroll received his Collegiate Strength and Conditioning Coach Certification in May 2007 and his USA Weightlifting Sports Performance Certification in February 2008. He earned his BS in business administration from Oklahoma State in December 2005.

Carroll is married to Jarne Carroll.



## MARC SOLTIS

**STRENGTH & CONDITIONING COACH  
FIFTH SEASON  
IOWA STATE, 2012**

Marc Soltis joined the SMU strength & conditioning staff in September of 2013. During his first two years on the Hilltop, he directed all strength & conditioning efforts for women's basketball and men's swimming & diving, as well as assisting with football and men's soccer. Soltis' current role at SMU has evolved to include all football training. He continues to lead men's swimming & diving training and has trained women's golf over the last two seasons. Soltis is also responsible for managing the strength and conditioning intern program, and maintains a focus on recovery and regeneration for all student athletes, becoming a registered yoga teacher through Yoga Alliance in 2016.



Prior to his arrival in Dallas, Soltis served as graduate assistant strength coach at Marshall University, working primarily with men's and women's basketball as well as servicing several other Olympic sports. Prior to his time at Marshall, he interned at Baylor.

Soltis received his Bachelor's degree in psychology from Iowa State University after playing football for the Cyclones. He received another Bachelor's degree in kinesiology and health from Iowa State in 2012. Soltis received his Master's degree in exercise physiology from Marshall University in 2017. He is certified by the Collegiate Strength & Conditioning Coaches Association, the National Strength and Conditioning Association, USA Weightlifting, Yoga Alliance, and the American Heart Association.

Marc and his wife Ashley live in Dallas with their daughter, Danica.



## RHETT BROOKS

**STRENGTH & CONDITIONING COACH  
THIRD SEASON  
MURRAY STATE, 2009**  
**COACHRHETT8**

Rhett Brooks is in his third year on the Hilltop after spending three seasons at Clemson.

In 2014, Brooks served as an offensive player development assistant, and in his three seasons at Clemson, the Tigers went 31-7 with two top-10 national finishes.



Brooks, the son of Clemson Defensive Line Coach Dan Brooks, also spent two years as a graduate assistant at UNLV, where he worked with the defense.

Brooks played at Murray State, where he was a center from 2005-08. He earned his bachelor's degree in health & physical education from Murray State in 2009.

Originally from Maryville, Tenn., Brooks married the former Caitlin Holcomb in February 2016.



## BROOKS COCKRELL

**DIRECTOR OF CREATIVE MEDIA  
THIRD SEASON  
ARKANSAS STATE, 2014**  
**THE\_BROOK**

Cockrell enters his third season with the SMU Mustangs football program where he produces highlight, promotional and motivational videos for the team, and assists in running SMU football's social media accounts.

Cockrell came to the Hilltop after spending six seasons at Arkansas State, where he served as a video intern and graduate assistant on the coaches film crew. He had a wide range of responsibilities at Arkansas State, including assisting the video coordinator in organizing practices, staff and events, running official team social media accounts and filming games.

Cockrell earned his master's degree in mass communication from Arkansas State in December 2014. Cockrell also received his bachelor's degree in radio/television broadcasting from Arkansas State in May 2012.



## SAMUEL OGDEN

**DIRECTOR OF VIDEO SERVICES**  
**THIRD SEASON**  
**JACKSONVILLE STATE, 2014**  
**SAMVC\_OGDEN**

Sam Ogden begins his third season as SMU's Director of Video Services after one season at South Alabama, where he served as Director of Football Video, helping the Jaguars to their first bowl appearance.

In his role, Ogden is responsible for coordinating the filming and breakdown of practices and games for coaches' analysis, directing the production of motivational, promotional and recruiting highlights, and overseeing the exchange of video with opponents.

A 2014 graduate of Jacksonville State with a degree in communications, Ogden worked with the Gamecock football and men's basketball teams for four years. In handling the day-to-day video duties for both programs, he was part of a staff that helped JSU make two appearances in the NCAA Football Championship Subdivision playoffs (2010, '13) while winning the Ohio Valley Conference championship in 2011.

Following his final year with the school, Ogden was selected the 2013 FCS Video Coordinator of the Year by the Collegiate Sports Video Association (CSVA).

Ogden has also helped capture video of community service events including Isaiah 58, an organization that buys and packs meals for over 100,000 people in Honduras on a quarterly basis. He has also had motivational and recruiting videos highlighted as the video of the day on several web sites.

A native of Bellefontaine, Ohio, Ogden earned his master's in sport management from Jacksonville State in August 2016. He has been a member of the CSVA since 2012.



## CODY VINCENT

**DIRECTOR OF GRAPHIC DESIGN**  
**SECOND SEASON**  
**IU SOUTH BEND, 2014**  
**CODYVINCENT**

Cody Vincent is in his second season as Director of Graphic Design. In his role, Vincent is responsible for coordinating graphics for the football program's social media presence and recruiting efforts.

Prior to working at SMU full-time, Vincent worked as a freelance designer for both the SMU (2014) and Jacksonville State (2014-15) football programs.

Vincent also worked at the University of Notre Dame (2015) as a special teams assistant. He was part of a unit that ranked sixth most efficient in college football in 2015.

Prior to working at Notre Dame, Vincent spent four seasons (2011-14) at Jimtown High School in Elkhart, Indiana, as the passing game coordinator and wide receivers coach. Under his guidance, Jimtown broke several team passing records en route to a conference championship and three sectional championships. Vincent spent the 2008-10 seasons as offensive coordinator at Elkhart Christian Academy.

An Elkhart, Indiana, native, Vincent graduated from Indiana University South Bend with a degree in education. He has been a member of the American Football Coaches Association since 2014. Vincent resides in Dallas with his wife Kayla and daughter Reagan.



## MIKE MORTON

**ASST. A.D./STUDENT HEALTH AND WELL-BEING**  
**20TH SEASON**  
**PURDUE, 1996**

Mike Morton is in his 20th season (2017-18) at SMU, having joined the Mustang staff in the fall of 1998. As the Assistant Athletic Director of Student Health and Well-Being, Mike is responsible for managing both the physical and mental health care that is provided to SMU's 17 Varsity Intercollegiate Sports. Morton is responsible for all football-related athletic training duties including prevention, treatment and rehabilitation of athletic-related injuries. In addition to providing health care for the football team, he is responsible for managing a staff of 10 full-time and four intern athletic trainers.

In 2014, Mike was awarded the SMU President's Award for Continuing Excellence for his service and contributions to SMU.

Morton currently serves as the President-Elect for Sports Medicine for the American Athletic Conference. He also works with the National Football League as an Injury Spotter at AT&T Stadium in Arlington, Texas.

Morton began his education as a student athletic trainer at Purdue University. He was awarded the Newell-Combs Scholarship for excellence in athletic training his senior year and graduated with a Bachelor of Arts in Athletic Training in May 1996. As part of his undergraduate study, Morton completed an internship with the Indianapolis Colts during the 1995 season.

Following his time at Purdue, Morton moved on to Auburn, where he earned a Masters of Education in Higher Education Administration and Sports Administration. While completing his degree, Morton served as the graduate assistant athletic trainer for a Tiger baseball team that advanced to the 1997 College World Series and won the 1998 SEC Championship.

A native of Churubusco, Ind., Morton is married to the former Michelle Gilbert and the couple has two daughters, Carys and Violet, and a son, Michael. Mike currently resides in Flower Mound, Texas with his family, and their dog Baxter.



## ALBERT VEYTIA

**DIRECTOR OF EQUIPMENT OPERATIONS**  
**SEVENTH SEASON**  
**UTEP, 1985**

Albert Veytia arrived on the Hilltop in the spring of 2011 with an extensive background as an equipment manager at both the collegiate and professional levels.

Veytia was most recently head equipment manager at Kansas State, where he worked for two seasons, but his resume also includes a stop at North Texas, as well as stints with the NFL's Tampa Bay Buccaneers, Kansas City Chiefs and Jacksonville Jaguars and two stops in NFL Europe (Frankfurt, Germany and Barcelona, Spain). Veytia has also served as head equipment manager for the Birmingham Barracudas of the Canadian Football League.

A graduate of UTEP, Veytia worked as a student manager for the Miners before joining the staff of the USFL's Houston Gamblers, where he worked with former SMU Coach June Jones.



## JARED HUNT

**RECRUITING OPERATIONS COORDINATOR**  
**FIRST SEASON**  
**TEXAS A&M, 2009**  
[COACHJ\\_HUNT](#)

Jared Hunt joined the Mustang coaching staff in 2017 as the recruiting operations coordinator.

Hunt came to SMU after serving as the defensive backs and special teams coordinator at Cedar Ridge High School in 2016, helping guide the Raiders to an 11-1 record. Prior to Cedar Hill, Hunt served a season as the defensive coordinator at Rudder High School. Overall, Hunt has eight years of experience at the high school level, with stints at Bruceville-Eddy and Oak Ridge as well.

Hunt earned his bachelor's degree in kinesiology from Texas A&M in 2009. He and his wife Krystan have two daughters, Hadley and Hannah.



## EMMA BROWN

**ADMINISTRATIVE ASSISTANT/RECRUITING**  
**THIRD SEASON**  
**UT ARLINGTON, 2016**

Emma Brown is in her third season at SMU and in her second as SMU's Administrative Assistant/Recruiting. Brown was hired in January 2015 as the assistant to the recruiting operations coordinator before taking over her current position. In this role, Brown is responsible for assisting the coaching staff and maintaining the front office. She will also assist Brooke Stepp in the management and training of the Pony Pride Group, The Stampede.

Brown, who holds a B.A. in business management from UT Arlington, served as a public relations and media relations intern for the Dallas Cowboys. During her time with the Cowboys, she was responsible for transcribing quotes, helping facilitate the media during the NFL Draft and OTAs and conducting draftee calls during the NFL Draft.



## BENTON PRUET

**ON-CAMPUS RECRUITING COORDINATOR**  
**FIRST SEASON**  
**TEXAS A&M, 2016**  
[BENTONPRUET](#)

Benton Pruet joined the SMU football staff in January of 2016 as a recruiting intern. He currently serves as the recruiting assistant. He oversees visitors coming to campus and coordinates their visits, assists in administrative duties and coordinates recruiting database and software.

Pruet graduated from Texas A&M in 2016 with a degree in sport management.



## ISAIAH deLAURA

**FOOTBALL OPERATIONS ASSISTANT**  
**FOURTH SEASON**  
**SMU, 2014**  
[IDELAURAZI](#)

Isaiah deLaura enters his fourth season at SMU, his first as football operations assistant. He spent the previous three seasons in the video department.

Before moving to his current role, deLaura served as the assistant director of video services and a graduate assistant while he completed his master's in sport management, and as a student assistant while finishing his bachelor's degree in applied physiology and sport management.

deLaura has also spent time with the strength and conditioning staff at SMU, helping with the football, men's and women's soccer and women's volleyball teams in 2013.




## TERRY GARDNER

**ADMINISTRATIVE ASSISTANT TO HEAD COACH**  
**11TH SEASON**

Terry Gardner begins her 11th year at SMU as the administrative assistant for the head football coach. She is responsible for maintaining the head coach's calendar and correspondence, as well as all other aspects of the day-to-day office operation.

Gardner came to SMU after a decade as an executive assistant at companies in the Dallas area. Prior to that, she worked for Halliburton as a training coordinator.

Gardner and her husband Bill have three children - Breanne Bishop, Allison Lough and Brady Bishop, as well as daughter-in-law Jenni Bishop and son-in-law Sean Lough. They also have five grandchildren - Kelby, Perry, Halle, Ryanne and Lochlyn. Gardner has deep ties to SMU as her husband, father-in-law, two of her children, daughter-in-law and nephew are SMU grads.



## SAM NUNAMACHER

**GRADUATE ASSISTANT/VIDEO**  
**FIRST SEASON**  
**CLEMSON, 2016**  
[NUNY64](#)

Sam Nunamacher enters his first season at SMU as a graduate assistant working with the video staff. Nunamacher comes to the Hilltop from Clemson, where he spent three years in a similar role.

During his time at Clemson, he was a part of the 2016 Clemson Tigers' College Football National Championship team, 2015 CFP National Championship runner-up, 2014 Russell Athletic Bowl Championship and two ACC Championship teams.

Nunamacher is a native of Greer, South Carolina, and earned a B.S. in business management and a minor in athletic leadership from Clemson.

# SMU ADMINISTRATION



## R. GERALD TURNER

PRESIDENT

As president of SMU since 1995, R. Gerald Turner is leading an era of unprecedented progress, including a major gifts campaign that raised \$1.15 billion, surpassing its goal three months ahead of schedule. SMU is now among 34 private universities to conduct a campaign to raise \$1 billion or more in resources, and its donors have made substantial investments in new student scholarships, endowed faculty positions, academic programs and initiatives and capital projects. To continue building an ever-greater university and create a foundation for even more ambitious efforts in the decades to come, in June 2017 SMU launched Pony Power: Strengthening the Stampede, a three-year drive to increase annual giving for current use and enhance every part of the University.

SMU's progress in the last 20 years includes a near tripling of student applications, more than a 165-point increase in average SAT scores, an increase in minority enrollment to 27 percent and a more than tripling of the University endowment. SMU consistently ranks in the top one-fourth of the best national universities as listed in U.S. News & World Report. Working with the SMU Board of Trustees, President Turner led efforts to attract the George W. Bush Presidential Center, which opened on the SMU campus in May 2013.

Beyond the campus, President Turner has served on the boards of the American Council on Education and the National Association of Independent Colleges and Universities, and he co-chaired the Knight Commission on Intercollegiate Athletics. In Texas, he serves on the boards of the Methodist Hospital Foundation, the Salvation Army of Dallas and two publicly traded companies.

Before joining SMU, President Turner was the chancellor of the University of Mississippi and served in administrative and teaching positions at the University of Oklahoma and Pepperdine University. A native of New Boston, Texas, he earned a B.S. in psychology from Abilene Christian University and M.A. and Ph.D. degrees in psychology from the University of Texas at Austin. He and his wife, Gail, have two married daughters and five grandchildren.



## PAUL ROGERS

FACULTY ATHLETIC REPRESENTATIVE

Paul Rogers, professor of law and the former dean of the SMU School of Law, is the University's faculty athletic representative and helps represent the University with the American Athletic Conference and the NCAA. Rogers currently serves on the NCAA's Football Oversight Committee, its Football Competition Committee and its Football Postseason Subcommittee. He is also a member of the National Football Foundation's Awards Committee. He is a former president of the Southwest Conference and also previously served on the NCAA Division I Amateurism Cabinet, the Academics/Eligibility/Compliance Cabinet and the Executive Committee of the Division I-A Faculty Athletics Representative Association.

In 1988 Rogers was the principal drafter of the Manual of Governance for SMU Athletics and became the first chair of the SMU Athletic Council, which provides oversight of the SMU athletics and recommends academic and administrative policies governing student-athletes. He continues as a member of the council.

Rogers served as dean of the School of Law from 1988-97. Earlier he served as associate dean for academic affairs from 1982-86. He has co-authored a leading casebook on antitrust law, now in its fourth edition, and has written numerous articles on antitrust, regulated industries, contracts, commercial law, sports law and legal history. Prior to joining the SMU law faculty in 1980, he served on the law faculty at Loyola University of Chicago. He previously practiced law in Pennsylvania. Rogers has two degrees (B.A., J.D.) from The University of Texas at Austin and an LL.M. from Columbia University. An avid baseball historian, he has published five books and many articles dealing with the history of baseball.

He serves on the board of the Bobby Bragan Youth Foundation in Ft. Worth and is former president of the board of directors of Dispute Mediation Services and a former trustee of the Dallas Bar Foundation. Rogers is a fellow of the Dallas Bar, Texas Bar and the American Bar Foundations. An elected member of the American Law Institute, he also served as chair of the Ethics Oversight Committee for Dallas 2012 and is president of the Ernie Banks-Bobby Bragan Chapter (Dallas-Fort Worth) of the Society of American Baseball Research. In 2006 Rogers was named an Honorary Letterman by the SMU Lettermen's Association. He received the Tom Tunks Distinguished University Service Award in 2016 and the "M" Award in 2017.

Rogers has three daughters, four grandsons and a granddaughter.



## RICK HART

DIRECTOR OF ATHLETICS  
AD\_RICKHART

Rick Hart was named SMU's Director of Athletics on July 16, 2012.

During Hart's five years on the Hilltop, SMU student-athletes have excelled in the classroom, as 269 of SMU's 413 student-athletes currently hold cumulative GPAs of 3.0 or higher – over 65% of the student-athlete population.

SMU has also excelled athletically, winning 17 conference team championships and consistently finishing among the leaders in the American Athletic Conference, with eight sports finishing in the top two of their respective conference in 2016-17. Eleven of SMU's 17 teams were then represented in post-season competition. SMU student-athletes won 20 individual conference championships and earned 81 All-Conference honors last season alone.

SMU has also connected with the community, with Mustang student-athletes logging over 2,000 community service hours in the 2016-2017 academic year, exceeding the equivalent of an entire year's worth of work. The community has responded to SMU as well, increasing attendance at events and donations to the department.

In 2016, SMU averaged 23,712 over six home football games, which is the most since Ford Stadium opened in 2000. Men's basketball surpassed 100,000 in attendance for the fourth straight season in 2016-17, while women's basketball saw a 109% increase in average attendance.

Due to the generosity of alumni and friends, annual fund support has grown each of the last five years. The Mustang Club annual fund raised \$5.2M during the 2016-17 campaign, the third-largest fundraising year in the history of the Mustang Club, with each of the three most successful years having come during Hart's tenure.

The increased revenues have been reinvested in the student-athlete experience. SMU now provides full cost of attendance for student-athletes and greater access to meals and snacks following NCAA legislation changes, and has added staff related to student-athlete development, including a nutritionist and additional strength and conditioning coaches.



During Hart's time, SMU has renovated and expanded Moody Coliseum and opened the new Miller Event Center and SMU Tennis Complex. Construction of the Robson-Lindley Aquatics Center and Barr-McMillion Natatorium will be completed in the fall of 2017, with the grand opening slated for Homecoming weekend. The SMU Golf facility at Trinity Forest is nearing completion and both the men's and women's teams will host tournaments there in the upcoming year. SMU has also announced a facility master plan that will address future needs and includes an indoor performance center and soccer stadium.

Hart also developed and installed the Strategic Plan for SMU Athletics titled, "The SMU Advantage." The SMU Advantage consists of a departmental vision, mission, values and goals and operates on a principle of S.P.I.R.I.T. (Service, Passion, Integrity, Respect, Innovation and Teamwork), with a focus on the student-athlete and aligning the Athletics Department with the educational mission of the University.

Hart has served on the NACDA Executive Committee, the NCAA Division I Championship/Sports Management Cabinet, the FCS Athletics Directors Association Executive Committee and as a faculty member for the D1-AAthletics Directors' Institute. Hart is an active speaker, and has made presentations at the Career in Sports Seminar, the NACDA Leadership Institute, the Texas High School Athletic Directors' Association and the Dallas Women's Club, to name a few.

Hart came to SMU after six years as Director of Athletics at the University of Tennessee at Chattanooga. Hart served seven years at the University of Oklahoma in various athletics administrative capacities, ending as the Senior Associate Athletics Director in 2006. Hart has also worked in athletics for the University of North Carolina and East Carolina University and has served with the U.S. Olympic Committee.

A graduate of UNC, Hart earned a bachelor's degree in physical education, health and sport science. Hart and his wife, Allison, also a graduate of North Carolina, are proud parents of Trevor and Caroline (Carly).

A third-generation athletics administrator, Hart's father, Dave, served as Director of Athletics at the University of Tennessee, Florida State and East Carolina, and his late grandfather, Dave Sr., served in a variety of roles within collegiate athletics including stints as a Coach, Athletics Director and Conference Commissioner.



## KURT POTTKOTTER

DEPUTY DIRECTOR OF ATHLETICS  
KURTPOTTKOTTER

Kurt Pottkotter joined the SMU Athletics staff as Senior Associate A.D. for Development in September 2013 and transitioned to Deputy A.D. in January 2017.

Pottkotter now serves as sport liaison for football while assisting with the day-to-day operations of the department. He is also responsible for capital projects and developing and managing the major gifts and annual giving fundraising and program strategies and activities for donors and prospective donors who have an affinity for athletics initiatives. He also serves as Sport Administrator for the SMU's men's and women's tennis programs.

Pottkotter led SMU Athletics fundraising efforts to the conclusion of the University's \$1.15 Billion Second Century Campaign. Before joining SMU Athletics, he successfully led SMU's National Major Giving program, building momentum and increasing major gift commitments from key regional markets. In addition to his major gift experience at SMU and with the Fisher College of Business at Ohio State, Pottkotter has served SMU as Assistant Director of Development for the Cox School and Assistant Director of Annual Giving. He earned a Master's degree in sports administration at Ohio University and supported Athletics giving efforts at Boston College early in his career.

Pottkotter and his wife, Amy, are the proud parents of Joshua, Audrey and Katherine.



# THE AMERICAN ATHLETIC CONFERENCE

The American Athletic Conference consists of 13 prestigious institutions: the University of Central Florida, the University of Cincinnati, East Carolina University, the University of Connecticut, the University of Houston, the University of Memphis, the U.S. Naval Academy (in football only), the University of South Florida, Southern Methodist University, Temple University, Tulane University, the University of Tulsa, and Wichita State University (as of July 1, 2017).

Under the leadership of commissioner Mike Aresco, the American Athletic Conference has written an impressive list of accomplishments, both in the competitive arena and the classroom. The American has taken its place at the forefront of intercollegiate athletics, with a collection of national team and individual championships and football and men's and women's basketball postseason victories that place The American among the elite Division I FBS conferences.

The league has produced four NCAA championship teams – UConn men's basketball in 2014 and UConn women's basketball in 2014, 2015 and 2016 – in addition to two New Year's Six bowl champions, five NCAA individual championships, and one Rhodes Scholar. Additionally, American Athletic Conference teams have advanced to the College World Series, reached the semifinal and final rounds of the NIT, qualified for the match play round of the NCAA Men's Golf Championship and registered top-10 finishes at the NCAA Cross Country and Outdoor Track and Field championships.

The American Athletic Conference was one of six finalists for the 2016 Sports Business Journal Sports League of the Year award, along with Major League Baseball, Major League Soccer, NASCAR, the National Basketball Association and the PGA Tour.

In football, Temple and Navy were ranked in the final College Football Playoff poll of the 2016 season, marking the second straight season that The American finished with at least two ranked teams. Seven teams from The American played in bowl games, while three teams (USF, Temple, Tulsa) finished with at least 10 wins.

The American has had a combined 15 teams play in bowl games in the last two seasons, highlighted by Houston's win against Florida State in the 2015-16 Chick-fil-A Peach Bowl. Houston's finish at No. 8 nationally in 2015 gave The American a top-10 team in the final national polls for the second time in three seasons after UCF finished No. 10 in the 2013 rankings after the Knights' Fiesta Bowl win against Baylor. Additionally, Memphis, Navy, USF and Temple have all finished in the top 25 of either the CFP, Associated Press or USA Today polls as members of The American.

Individual teams in The American have enjoyed unprecedented success since the conference's formation. Houston went 13-1 in the 2015 football season, setting a school record for wins, while Navy won a program-record 11 games in its first season in the conference, also in 2015. The 2014 season saw Memphis finish with 10 wins in football for the first time since 1938, while Temple enjoyed its first 10-win season in 2015.

Beyond the gridiron, The American sent four teams to the 2016 NCAA Men's Basketball Championship, and the league had the best men's basketball postseason record of any conference in 2014. Since the conference's formation in 2013-14, teams from The American have registered top-10 national rankings in football, men's basketball, women's basketball, baseball, men's soccer, men's golf, and men's track and field. Student-athletes from The American won three NCAA individual titles in track and field in 2016-17 as Cincinnati's Annette Echikunwoke won the indoor weight throw, Tulsa's Marc Scott won the outdoor 10,000-meter title, and Houston won the crown in the outdoor 4x100-meter relay.

Under The American's banner, SMU advanced to the NCAA Men's Basketball Championship for the first time since 1993. The UConn women's basketball team won its NCAA-record ninth, 10th and 11th national championships and broke its own NCAA record with a 111-game winning streak that spanned three seasons. UCF, East Carolina and Houston have all achieved top-10 rankings in baseball in the past three years. Tulsa placed sixth at the 2016 NCAA Men's Cross Country Championship, while USF finished the 2014-15 season at No. 8 in the final men's golf national ranking.



**AMERICAN**  
ATHLETIC CONFERENCE

American Athletic Conference student-athletes have distinguished themselves in all facets of intercollegiate athletics. Temple linebacker Tyler Matakovich won the Bednarik Award and the Nagurski Trophy as the nation's top defensive player in 2015, while Navy quarterback Keenan Reynolds finished fifth in the Heisman Trophy voting. UConn basketball standout Breanna Stewart finished her career as the most decorated player in college basketball history as she was chosen as the consensus national player of the year for the third time and became the first player to be named four times as the Most Outstanding Player at the Final Four. Reynolds and Stewart were selected as the winners of the 2016 AAU James E. Sullivan Award as the nation's top amateur athletes, marking only the second time in the 86-year history of the award that multiple winners were chosen.

Additionally, SMU's Avery Acker was chosen as the Division I women's volleyball Academic All-America of the Year in 2015, while Navy offensive guard E.K. Binns and East Carolina wide receiver Zay Jones have both been named as finalists for the 2016 Campbell Trophy, which is presented by the National Football Foundation to the top scholar-athlete in college football. Tulsa cross country standout Kirk Smith was chosen as a Rhodes Scholar in the fall of 2016, while two student-athletes from The American earned NCAA Postgraduate Scholarships in the conference's first three years.

American Athletic Conference alumni have made their mark in professional sports as well. UCF quarterback Blake Bortles was selected by the Jacksonville Jaguars with the No. 3 pick in the 2014 NFL Draft. More recently, a number of American Athletic Conference athletes have been selected in the first round of the professional entry

drafts in football, basketball, baseball and soccer. The American has had two first-round picks in football in each of three of the last four seasons, while the conference produced four first-round picks, including the top three selections, in the 2016 WNBA Draft.

The American Athletic Conference holds media rights partnerships with ESPN and CBS Sports which provide the conference with outstanding national exposure on the two industry leaders in sports television. The football portion of the contract calls for nearly 90 percent of conference-controlled games on national broadcast or national cable platforms. The first two American Athletic Conference Football Championships were televised by ABC as part of Championship Saturday.

In men's basketball, the television deal calls for all conference-controlled games to be televised, with more than 63 percent slotted for national broadcast or national cable – a minimum of 107 games. The entire postseason tournament is televised, including the championship game, which is on ABC or ESPN. Sixty percent of the American's women's basketball games are carried on national cable, regional sports networks or ESPN3, while the conference has a multi-year agreement with CBS Sports Network for coverage of select baseball games.

American Athletic Conference teams have access to the pinnacle of college football's postseason structure. An American representative would be chosen for the College Football Playoff semifinals if it is among the top four teams in the CFP selection committee's final ranking. Otherwise, the league would place its champion in a New Year's Bowl if it is ranked higher than the champions of Conference USA, the Mid-American Conference, the Mountain West Conference and the Sun Belt Conference.

Additionally, The American holds primary or secondary partnerships with 12 bowls for the current six-year cycle, ensuring multiple annual matchups against the nation's top conferences and providing desirable postseason destinations to member institutions and their fans.

The American Athletic Conference serves its membership from a state-of-the-art office located in Providence, R.I. The location of the conference headquarters – just steps from the city's Amtrak station and 10 minutes from T.F. Green International Airport – gives the conference easy access to its member schools. The conference headquarters also serves as the home of the American Digital Network, which provides live coverage of all 21 conference championships.

## THE MEMBERSHIP



UCF



CINCINNATI



CONNECTICUT



EAST CAROLINA



HOUSTON



MEMPHIS



NAVY



USF



SMU



TEMPLE



TULANE



TULSA



WICHITA STATE

# OPPONENT INFORMATION

SEPT. 2, 2017 • FORD STADIUM • DALLAS, TEXAS

1

**STEPHEN F. AUSTIN**  
LUMBERJACKS


Location: Nacogdoches, Texas  
 Stadium: Homer Bryce Stadium (14,575)  
 Head Coach: Clint Conque  
 SID: Luke Bolanos  
 Office Phone: 936-468-5800  
 Cell Phone: 276-870-4755  
 Press Row Phone: ----  
 E-Mail: TBD  
 Website: SFAJACKS.com

SEPT. 9, 2017 • FORD STADIUM • DALLAS, TEXAS

2

**NORTH TEXAS**  
MEAN GREEN


Location: Denton, Texas  
 Stadium: Apogee Stadium (30,850)  
 Head Coach: Seth Littrell  
 SID: Jordan Stepp  
 Office Phone: 940-565-2476  
 Cell Phone: 940-367-0727  
 Press Row Phone: 940-369-7585  
 E-Mail: jordan.stepp@unt.edu  
 Website: MeanGreenSports.com

SEPT. 16, 2017 • AMON G. CARTER STADIUM • FORT WORTH, TEXAS

3

**TCU**  
HORNED FROGS


Location: Fort Worth, Texas  
 Stadium: Amon G. Carter Stadium (50,000)  
 Head Coach: Gary Patterson  
 SID: Mark Cohen  
 Office Phone: 817-257-5394  
 Cell Phone: 817-343-2017  
 Press Row Phone: 817-257-7981  
 E-Mail: m.cohen@tcu.edu  
 Website: GoFrogs.com

SEPT. 23, 2017 • FORD STADIUM • DALLAS, TEXAS

4

**ARKANSAS STATE**  
RED WOLVES


Location: Jonesboro, Ark.  
 Stadium: Centennial Bank Stadium (30,406)  
 Head Coach: Blake Anderson  
 SID: Jerry Scott  
 Office Phone: 870-972-3405  
 Cell Phone: 870-243-6021  
 Press Row Phone: 870-972-2541  
 E-Mail: jscott@astate.edu  
 Website: AstateRedWolves.com

SEPT. 30, 2017 • FORD STADIUM • DALLAS, TEXAS

5

**CONNECTICUT**  
HUSKIES


Location: East Hartford, Conn.  
 Stadium: Pratt & Whitney Stadium (40,642)  
 Head Coach: Randy Edsall  
 SID: Mike Enright  
 Office Phone: 860-486-3531  
 Cell Phone: 860-208-4756  
 Press Row Phone: 860-610-4778  
 E-Mail: mike.enright@uconn.edu  
 Website: UCONNHUSKIES.com

OCT. 7, 2017 • TDECU STADIUM • HOUSTON, TEXAS

6

**HOUSTON**  
COUGARS


Location: Houston, Texas  
 Stadium: TDECU Stadium (40,000)  
 Head Coach: Major Applewhite  
 SID: David Bassity  
 Office Phone: 712-743-9409  
 Cell Phone: 405-274-1455  
 Press Row Phone: 713-743-0550  
 E-Mail: dbassity@central.uh.edu  
 Website: UHCOUGARS.com

OCT. 21, 2017 • NIPPERT STADIUM • CINCINNATI, OHIO

7

**CINCINNATI**  
BEARCATS


Location: Cincinnati, Ohio  
 Stadium: Nippert Stadium (40,000)  
 Head Coach: Luke Fickell  
 SID: Ryan Koslen  
 Office Phone: 513-556-5186  
 Cell Phone: 513-497-3132  
 Press Row Phone: 513-556-1010  
 E-Mail: ryan.koslen@uc.edu  
 Website: GoBearcats.com

OCT. 27, 2017 • FORD STADIUM • DALLAS, TEXAS

8

**TULSA**  
GOLDEN HURRICANE


Location: Tulsa, Okla.  
 Stadium: H.A. Chapman Stadium (30,000)  
 Head Coach: Phillip Montgomery  
 SID: Don Tomkalski  
 Office Phone: 918-631-3200  
 Cell Phone: 918-640-0683  
 Press Row Phone: 918-631-5513 or 5514  
 E-Mail: donald-tomkalski@tulsa.edu  
 Website: TulsaHurricane.com

NOV. 4, 2017 • FORD STADIUM • DALLAS, TEXAS

9

**UCF**  
KNIGHTS


Location: Orlando, Fla.  
 Stadium: Spectrum Stadium (45,301)  
 Head Coach: Scott Frost  
 SID: Andy Seeley  
 Office Phone: 407-823-2729  
 Cell Phone: 407-342-1406  
 Press Row Phone: 407-823-1000  
 E-Mail: aseeley@athletics.ucf.edu  
 Website: UCFKnights.com

NOV. 11, 2017 • NAVY-MARINE CORPS MEMORIAL STADIUM • ANNAPOLIS, MD

10

**NAVY**  
MIDSHIPMEN


Location: Annapolis, MD.  
 Stadium: Navy-Marine Corps Memorial Stadium (34,000)  
 Head Coach: Ken Niumataolo  
 SID: Scott Strasemeier  
 Office Phone: 410-293-8775  
 Cell Phone: 443-336-9023  
 Press Row Phone: 410-268-1489  
 E-Mail: sstrasem@usna.edu  
 Website: NavySports.com

NOV. 18, 2017 • LIBERTY MEMORIAL STADIUM • MEMPHIS, TENN.

11

**MEMPHIS**  
TIGERS


Location: Memphis, Tenn.  
 Stadium: Liberty Memorial Stadium (61,000)  
 Head Coach: Mike Norvell  
 SID: Tammy DeGroff  
 Office Phone: 901-678-5787  
 Cell Phone: 901-734-1504  
 Press Row Phone: 901-272-0136  
 E-Mail: tdegroff@memphis.edu  
 Website: GoTigersGo.com

NOV. 25, 2017 • FORD STADIUM • DALLAS, TEXAS

12

**TULANE**  
GREEN WAVE


Location: New Orleans, LA.  
 Stadium: Yulman Stadium (30,000)  
 Head Coach: Willie Fritz  
 SID: Scottie Rodgers  
 Office Phone: 504-862-8249  
 Cell Phone: 504-491-7610  
 Press Row Phone: 504-314-7490  
 E-Mail: srodger1@tulane.edu  
 Website: TulaneGreenWave.com

# CONFERENCE COMPOSITE SCHEDULE

## SATURDAY, AUGUST 26

USF at San Jose State 6:30 p.m., CBSN

## THURSDAY, AUGUST 31

Austin Peay at Cincinnati 6 p.m., ESPN3

Holy Cross at UConn 6:30 p.m., SNY

Tulsa at Oklahoma State 6:30 p.m., FS1

Louisiana-Monroe at Memphis 7 p.m., CBSN

## FRIDAY, SEPTEMBER 1

Navy at Florida Atlantic 7 p.m., ESPN

## SATURDAY, SEPTEMBER 2

Temple at Notre Dame 2:30 p.m., NBC

Stony Brook at USF 4 p.m., ESPN3

James Madison at East Carolina 6 p.m., ESPN3

Stephen F. Austin at SMU 6 p.m., ESPN3

Grambling State at Tulane 7 p.m., ESPN3

Florida International at UCF

Houston at UTSA

## SATURDAY, SEPTEMBER 9

Cincinnati at Michigan 11 a.m., ABC/ESPN

USF at UConn \* 11 a.m., ESPNNews

East Carolina at West Virginia 11 a.m., FS2

Tulane at Navy \* 2:30 p.m., CBSN

Villanova at Temple 2:30 p.m., ESPN3

Louisiana at Tulsa 3 p.m., ESPN3

North Texas at SMU 6 p.m., ESPN3

Memphis at UCF \* 7 p.m., ESPNNews

Houston at Arizona 9:30 p.m., ESPN/ESPN2/ESPN

## FRIDAY, SEPTEMBER 15

Illinois at USF 6 p.m., ESPN

Massachusetts at Temple 6 p.m., ESPN

## SATURDAY, SEPTEMBER 16

UConn at Virginia 11 a.m., ESPN

UCLA at Memphis 11 a.m., ABC/ESPN2

Virginia Tech at East Carolina 2:30 p.m., CBSN

SMU at TCU 2:30 p.m., ESPN

Tulane at Oklahoma 5 p.m., Fox Sports Oklahoma

Tulsa at Toledo 6 p.m., ESPN3

Georgia Tech at UCF 6:30 p.m., ESPNNews

Rice at Houston 7 p.m., ESPN3

Cincinnati at Miami (Ohio)

## SATURDAY, SEPTEMBER 21

Temple at USF \* 6:30/7 p.m., ESPN

## SATURDAY, SEPTEMBER 23

Cincinnati at Navy \* 2:30 p.m., CBSN

Arkansas State at SMU 6 p.m., ESPN3

UCF at Maryland

Texas Tech at Houston

Southern Illinois at Memphis

Army at Tulane

New Mexico at Tulsa

## SATURDAY, SEPTEMBER 30

Maine at UCF 5:30 p.m., ESPN3

Marshall at Cincinnati

UConn at SMU \*

USF at East Carolina \*

Houston at Temple \*

Memphis at Georgia State

Navy at Tulsa \*

## FRIDAY, OCTOBER 6

Memphis at UConn \* 6 p.m., ESPN

## SATURDAY, OCTOBER 7

Air Force at Navy 2:30 p.m., CBSN

UCF at Cincinnati \*

Temple at East Carolina \*

SMU at Houston \*

Tulsa at Tulane \*

## SATURDAY, OCTOBER 14

East Carolina at UCF \*

UConn at Temple \*

Massachusetts at USF

Houston at Tulsa \*

Navy at Memphis \*

Tulane at Florida International

## THURSDAY, OCTOBER 19

Memphis at Houston \* 7 p.m., ESPN

## SATURDAY, OCTOBER 21

Temple at Army 11 a.m., CBSN

UCF at Navy \* 2:30 p.m., CBSN

SMU at Cincinnati \*

Tulsa at UConn \*

Brigham Young at East Carolina

USF at Tulane \*

## FRIDAY, OCTOBER 27

Tulane at Memphis \* 7 p.m., CBSN

Tulsa at SMU \* 8 p.m., ESPN2

## SATURDAY, OCTOBER 28

Cincinnati at USF \*

Missouri at UConn

East Carolina at Houston \*

## THURSDAY, NOVEMBER 2

Navy at Temple \* 6:30/7 p.m., ESPN

## FRIDAY, NOVEMBER 3

Memphis at Tulsa \* 7 p.m., ESPN2

## SATURDAY, NOVEMBER 4

UCF at SMU \*

Cincinnati at Tulane \*

East Carolina at UConn \*

Houston at USF \*

## FRIDAY, NOVEMBER 10

Temple at Cincinnati \* 6 p.m., ESPN2

## SATURDAY, NOVEMBER 11

SMU at Navy \* 2:30 p.m., CBSN

UConn at UCF \*

Tulane at East Carolina \*

## THURSDAY, NOVEMBER 16

Tulsa at USF \* 6:30/7 p.m., ESPN

## SATURDAY, NOVEMBER 18

Navy at Notre Dame 2:30 p.m., NBC

UCF at Temple \*

Cincinnati at East Carolina \*

Boston College at UConn <sup>1</sup>

Houston at Tulane \*

SMU at Memphis \*

## FRIDAY, NOVEMBER 24

USF at UCF \* ABC/ESPN

Navy at Houston \* ABC/ESPN

## SATURDAY, NOVEMBER 25

UConn at Cincinnati \*

East Carolina at Memphis \*

Temple at Tulsa \*

Tulane at SMU \*

## SATURDAY, DECEMBER 2

The American Football Championship 11 a.m., ABC/ESPN

## SATURDAY, DECEMBER 9


Navy at Army <sup>2</sup> 2 p.m., CBS


\* American Athletic Conference game


<sup>1</sup> Fenway Park, Boston, Mass. <sup>2</sup> Lincoln Financial Field, Philadelphia, Pa.


All times Central; all dates and times subject to change. Additional television listings will be announced as they become available.


## THE AMERICAN BOWL GAMES


 **SATURDAY, DECEMBER 16**  
AutoNation Cure Bowl 1:30 p.m., CBSN

 **TUESDAY, DECEMBER 19**  
Boca Raton Bowl 6 p.m., ESPN

 **WEDNESDAY, DECEMBER 20**  
Frisco Bowl 7 p.m., ESPN

 **THURSDAY, DECEMBER 21**  
St. Petersburg Bowl 7 p.m., ESPN

 **SATURDAY, DECEMBER 23**  
Birmingham Bowl 11 a.m., ESPN

 **SUNDAY, DECEMBER 24**  
Hawai'i Bowl 7:30 p.m., ESPN

 **THURSDAY, DECEMBER 28**  
Military Bowl 12:30 p.m., ESPN  
presented by Northrup Grumman



## COLLEGE FOOTBALL PLAYOFF

### SEMIFINAL - ROSE BOWL

Mon., Jan. 1 | 4 pm | Pasadena, CA | ESPN

### SEMIFINAL - ALLSTATE SUGAR BOWL

Mon., Jan. 1 | 7:45 pm | New Orleans, LA | ESPN

### CHAMPIONSHIP GAME - MERCEDES-BENZ STADIUM

Mon., Jan. 8 | 7 p.m. | Atlanta, GA | ESPN

# 2016 STATISTICS

## SCHEDULE & RESULTS (5-7, 3-5 AMERICAN)

Date	Opponent	Score
9/3	at North Texas	W, 34-21
9/10	at [23/19] Baylor	L, 40-13
9/17	LIBERTY	W, 29-14
9/23	[rv/T-21] TCU	L, 33-3
10/1	at Temple*	L, 45-20
10/7	at Tulsa*	L, 43-40 (OT)
10/22	[11/11] HOUSTON*	W, 38-16
10/29	at Tulane*	W, 35-31
11/5	MEMPHIS*	L, 51-7
11/12	at East Carolina*	W, 55-31
11/19	[rv/rv] USF*	L, 35-27
11/26	[rv/rv] NAVY*	L, 75-31

\*Conference game | HOME GAME | Rankings: AP/Coaches

## SCORING BY QUARTERS

	1st	2nd	3rd	4th	OT	Total
SMU	109	103	50	67	3	332
Opponents	104	115	120	90	6	435



JUSTIN LAWLER

## TEAM STATISTICS

	SMU	OPP
SCORING	332	435
Points Per Game	27.7	36.2
Points Off Turnovers	92	95
FIRST DOWNS	262	268
Rushing	92	128
Passing	145	124
Penalty	25	16
RUSHING YARDAGE	1959	2526
Yards gained rushing	2265	2876
Yards lost rushing	306	350
Rushing Attempts	478	498
Average Per Rush	4.1	5.1
Average Per Game	163.2	210.5
TDs Rushing	14	30
PASSING YARDAGE	3168	2910
Comp-Att-Int	248-456-17	239-408-18
Average Per Pass	6.9	7.1
Average Per Catch	12.8	12.2
Average Per Game	264.0	242.5
TDs Passing	22	22
TOTAL OFFENSE	5127	5436
Total Plays	934	906
Average Per Play	5.5	6.0
Average Per Game	427.2	453.0
KICK RETURNS: #-Yards	53-933	47-1118
PUNT RETURNS: #-Yards	13-48	19-177
INT RETURNS: #-Yards	18-416	17-309
KICK RETURN AVERAGE	17.6	23.8
PUNT RETURN AVERAGE	3.7	9.3
INT RETURN AVERAGE	23.1	18.2
FUMBLES-LOST	14-7	19-8
PENALTIES-Yards	69-624	92-866
Average Per Game	52.0	72.2
PUNTS-Yards	71-2813	59-2434
Average Per Punt	39.6	41.3
Net punt average	35.7	40.4
KICKOFFS-Yards	66-3807	79-4875
Average Per Kick	57.7	61.7
Net kick average	35.1	42.3
TIME OF POSSESSION/Game	30:38	29:22
3RD-DOWN Conversions	90/208	69/183
3rd-Down Pct	43%	38%
4TH-DOWN Conversions	6/16	14/23
4th-Down Pct	38%	61%
SACKS BY-Yards	29-227	26-168
MISC YARDS	31	0
TOUCHDOWNS SCORED	40	56
FIELD GOALS-ATTEMPTS	18-24	15-20
ON-SIDE KICKS	0-3	0-2
RED-ZONE SCORES	(40-52) 77%	(42-47) 89%
RED-ZONE TOUCHDOWNS	(24-52) 46%	(33-47) 70%
PAT-ATTEMPTS	(38-38) 100%	(52-55) 95%
ATTENDANCE	142272	183395
Games/Avg Per Game	6/23712	6/30566

# 2016 INDIVIDUAL STATISTICS

RUSHING	GP	Att	Gain	Loss	Net	Avg	TD	Long	Avg/G
WEST, Braeden	12	202	1085	49	1036	5.1	6	66	86.3
FREEMAN, Ke'Mon	12	154	704	53	651	4.2	4	39	54.2
JONES, Xavier	2	15	142	2	140	9.3	1	49	70.0
DAVIS, Matt	1	14	110	19	91	6.5	0	50	91.0
CARMOUCHE, Jordan	3	15	50	4	46	3.1	0	7	15.3
COLBERT JR., Darrel	5	8	30	0	30	3.8	0	12	6.0
GAILLIARD, Myron	9	12	26	2	24	2.0	0	7	2.7
JOHNSON, Kevin	12	2	17	0	17	8.5	1	10	1.4
PROCHE, James	12	4	15	0	15	3.8	0	8	1.2
SACKVILLE, Jamie	12	2	12	5	7	3.5	0	12	0.6
SAENA, Jerry	12	0	3	0	3	0.0	0	0	0.2
PADEN, Joseph	3	1	2	0	2	2.0	0	2	0.7
TEAM	6	8	0	20	-20	-2.5	0	0	-3.3
HICKS, Ben	12	41	69	152	-83	-2.0	2	15	-6.9
<b>Total</b>	<b>12</b>	<b>478</b>	<b>2265</b>	<b>306</b>	<b>1959</b>	<b>4.1</b>	<b>14</b>	<b>66</b>	<b>163.2</b>
<b>Opponents</b>	<b>12</b>	<b>498</b>	<b>2876</b>	<b>350</b>	<b>2526</b>	<b>5.1</b>	<b>30</b>	<b>67</b>	<b>210.5</b>

PASSING	G	Effic	Cmp-Att-Int	Pct	Yds	TD	Lng	Avg/G
HICKS, Ben	12	121.52	234-422-15	55.5	2930	19	88	244.2
DAVIS, Matt	1	150.71	8-17-1	47.1	155	2	52	155.0
COLBERT JR., Darrel	5	47.20	4-11-1	36.4	38	0	14	7.6
FREEMAN, Ke'Mon	12	197.80	1-4-0	25.0	43	1	43	3.6
PROCHE, James	12	58.40	1-2-0	50.0	2	0	2	0.2
<b>Total</b>	<b>12</b>	<b>121.21</b>	<b>248-456-17</b>	<b>54.4</b>	<b>3168</b>	<b>22</b>	<b>88</b>	<b>264.0</b>
<b>Opponents</b>	<b>12</b>	<b>127.46</b>	<b>239-408-18</b>	<b>58.6</b>	<b>2910</b>	<b>22</b>	<b>77</b>	<b>242.5</b>

RECEIVING	G	No.	Yds	Avg	TD	Lng	Avg/G
SUTTON, Courtland	12	76	1246	16.4	10	88	103.8
PROCHE, James	12	57	709	12.4	6	54	59.1
CASTILLE, Xavier	12	40	423	10.6	1	48	35.2
WEST, Braeden	12	15	92	6.1	0	18	7.7
FREEMAN, Ke'Mon	12	13	159	12.2	1	33	13.2
THOMAS, Kevin	12	12	131	10.9	0	26	10.9
GAINES, Jeremiah	11	10	117	11.7	3	31	10.6
WALKER, Shelby	12	7	85	12.1	0	27	7.1
KAUFMAN, Mitchell	12	7	54	7.7	0	16	4.5
GAILLIARD, Myron	9	5	54	10.8	0	18	6.0
HONEY, Alex	10	2	56	28.0	1	45	5.6
ROLFE, Austin	12	2	23	11.5	0	12	1.9
BECKER, Ryan	12	1	17	17.0	0	17	1.4
HICKS, Ben	12	1	2	2.0	0	2	0.2
<b>Total</b>	<b>12</b>	<b>248</b>	<b>3168</b>	<b>12.8</b>	<b>22</b>	<b>88</b>	<b>264.0</b>
<b>Opponents</b>	<b>12</b>	<b>239</b>	<b>2910</b>	<b>12.2</b>	<b>22</b>	<b>77</b>	<b>242.5</b>

PUNT RETURNS	No.	Yds	Avg	TD	Lng
PROCHE, James	12	47	3.9	0	13
BURKS, Christian	1	1	1.0	0	1
<b>Total</b>	<b>13</b>	<b>48</b>	<b>3.7</b>	<b>0</b>	<b>13</b>
<b>Opponents</b>	<b>19</b>	<b>177</b>	<b>9.3</b>	<b>0</b>	<b>31</b>

INTERCEPTIONS	No.	Yds	Avg	TD	Lng
RICHARDSON, Horace	6	215	35.8	2	80
MILLINES, Darrion	5	83	16.6	0	45
WYATT, Jordan	4	97	24.2	2	35
RHONE, Anthony	1	-4	-4.0	0	0
MINOR, Zelt	1	4	4.0	0	4
CLEMONS, Rodney	1	21	21.0	0	21
<b>Total</b>	<b>18</b>	<b>416</b>	<b>23.1</b>	<b>4</b>	<b>80</b>
<b>Opponents</b>	<b>17</b>	<b>309</b>	<b>18.2</b>	<b>2</b>	<b>62</b>

KICK RETURNS	No.	Yds	Avg	TD	Lng
THOMAS, Kevin	20	325	16.2	0	29
JOHNSON, Kevin	17	318	18.7	0	34
PROCHE, James	15	273	18.2	0	30
WYATT, Jordan	1	17	17.0	0	17
<b>Total</b>	<b>53</b>	<b>933</b>	<b>17.6</b>	<b>0</b>	<b>34</b>
<b>Opponents</b>	<b>47</b>	<b>1118</b>	<b>23.8</b>	<b>1</b>	<b>99</b>

FUMBLE RETURNS	No.	Yds	Avg	TD	Lng
FREEMAN, Ke'Mon	1	5	5.0	0	5
<b>Total</b>	<b>1</b>	<b>5</b>	<b>5.0</b>	<b>0</b>	<b>5</b>
<b>Opponents</b>	<b>3</b>	<b>61</b>	<b>20.3</b>	<b>1</b>	<b>40</b>



KYRAN MITCHELL

# 2016 INDIVIDUAL STATISTICS

TOTAL OFFENSE	G	Plays	Rush	Pass	Total	Avg/G
HICKS, Ben	12	463	-83	2930	2847	237.2
WEST, Braeden	12	202	1036	0	1036	86.3
FREEMAN, Ke'Mon	12	158	651	43	694	57.8
DAVIS, Matt	1	31	91	155	246	246.0
JONES, Xavier	2	15	140	0	140	70.0
COLBERT JR., Darrel	5	19	30	38	68	13.6
CARMOUCHE, Jordan	3	15	46	0	46	15.3
GALLIARD, Myron	9	12	24	0	24	2.7
JOHNSON, Kevin	12	2	17	0	17	1.4
PROCHE, James	12	6	15	2	17	1.4
SACKVILLE, Jamie	12	2	7	0	7	0.6
SAENA, Jerry	12	0	3	0	3	0.2
PADEN, Joseph	3	1	2	0	2	0.7
TEAM	6	8	-20	0	-20	-3.3
<b>Total</b>	<b>12</b>	<b>934</b>	<b>1959</b>	<b>3168</b>	<b>5127</b>	<b>427.2</b>
<b>Opponents.....</b>	<b>12</b>	<b>906</b>	<b>2526</b>	<b>2910</b>	<b>5436</b>	<b>453.0</b>

ALL PURPOSE	G	Rush	Rcv	PR	KR	IR	Total	Avg/g
SUTTON, Courtland	12	0	1246	0	0	0	1246	103.8
WEST, Braeden	12	1036	92	0	0	0	1128	94.0
PROCHE, James	12	15	709	47	273	0	1044	87.0
FREEMAN, Ke'Mon	12	651	159	0	0	0	810	67.5
THOMAS, Kevin	12	0	131	0	325	0	456	38.0
CASTILLE, Xavier	12	0	423	0	0	0	423	35.2
JOHNSON, Kevin	12	17	0	0	318	0	335	27.9
RICHARDSON, Horace	12	0	0	0	0	215	215	17.9
JONES, Xavier	2	140	0	0	0	0	140	70.0
GAINES, Jeremiah	11	0	117	0	0	0	117	10.6
WYATT, Jordan	12	0	0	0	17	97	114	9.5
DAVIS, Matt	1	91	0	0	0	0	91	91.0
WALKER, Shelby	12	0	85	0	0	0	85	7.1
MILLINES, Darrion	12	0	0	0	0	83	83	6.9
GALLIARD, Myron	9	24	54	0	0	0	78	8.7
HONEY, Alex	10	0	56	0	0	0	56	5.6
KAUFMAN, Mitchell	12	0	54	0	0	0	54	4.5
CARMOUCHE, Jordan	3	46	0	0	0	0	46	15.3
COLBERT JR., Darrel	5	30	0	0	0	0	30	6.0
ROLFE, Austin	12	0	23	0	0	0	23	1.9
CLEMONS, Rodney	12	0	0	0	0	21	21	1.8
BECKER, Ryan	12	0	17	0	0	0	17	1.4
SACKVILLE, Jamie	12	7	0	0	0	0	7	0.6
MINOR, Zelt	12	0	0	0	0	4	4	0.3
SAENA, Jerry	12	3	0	0	0	0	3	0.2
PADEN, Joseph	3	2	0	0	0	0	2	0.7
BURKS, Christian	9	0	0	1	0	0	1	0.1
RHONE, Anthony	11	0	0	0	0	-4	-4	-0.4
TEAM	6	-20	0	0	0	0	-20	-3.3
HICKS, Ben	12	-83	2	0	0	0	-81	-6.8
<b>Total</b>	<b>12</b>	<b>1959</b>	<b>3168</b>	<b>48</b>	<b>933</b>	<b>416</b>	<b>6524</b>	<b>543.7</b>
<b>Opponents</b>	<b>12</b>	<b>2526</b>	<b>2910</b>	<b>177</b>	<b>1118</b>	<b>309</b>	<b>7040</b>	<b>586.7</b>



BEN HICKS

SCORING	TD	FGs	Kick	Rush	Rcv	Pass	DXP	Saf	Points
WILLIAMS, Josh	0	17-22	38-38	0-0	0	0-0	0	0	89
SUTTON, Courtland	10	0-0	0-0	0-1	0	0-0	0	0	60
WEST, Braeden	6	0-0	0-0	0-0	0	0-0	0	0	36
PROCHE, James	6	0-0	0-0	0-0	0	0-0	0	0	36
FREEMAN, Ke'Mon	5	0-0	0-0	0-0	0	0-0	0	0	30
GAINES, Jeremiah	3	0-0	0-0	0-0	0	0-0	0	0	18
HICKS, Ben	2	0-0	0-0	0-0	0	0-0	0	0	12
RICHARDSON, Horace	2	0-0	0-0	0-0	0	0-0	0	0	12
WYATT, Jordan	2	0-0	0-0	0-0	0	0-0	0	0	12
JOHNSON, Kevin	1	0-0	0-0	0-0	0	0-0	0	0	6
CASTILLE, Xavier	1	0-0	0-0	0-0	0	0-0	0	0	6
HONEY, Alex	1	0-0	0-0	0-0	0	0-0	0	0	6
JONES, Xavier	1	0-0	0-0	0-0	0	0-0	0	0	6
ARMSTRONG, Michael	0	1-2	0-0	0-0	0	0-0	0	0	3
TEAM	0	0-0	0-0	0-1	0	0-0	0	0	0
MILLINES, Darrion	0	0-0	0-0	0-0	0	0-0	0	0	0
<b>Total</b>	<b>40</b>	<b>18-24</b>	<b>38-38</b>	<b>0-2</b>	<b>0</b>	<b>0-0</b>	<b>0</b>	<b>0</b>	<b>332</b>
<b>Opponents</b>	<b>56</b>	<b>15-20</b>	<b>52-55</b>	<b>0-0</b>	<b>0</b>	<b>0-0</b>	<b>0</b>	<b>1</b>	<b>435</b>

FIELD GOALS	FGM-FGA	Pct	01-19	20-29	30-39	40-49	50-99	Lg	Blk
WILLIAMS, Josh	17-22	77.3	0-0	14-14	2-5	1-3	0-0	44	0
ARMSTRONG, Michael	1-2	50.0	0-0	1-1	0-1	0-0	0-0	22	0

PUNTING	No.	Yds	Avg	Long	TB	FC	I20	50+	Blkd
SACKVILLE, Jamie	71	2813	39.6	69	5	15	21	7	0
<b>Total</b>	<b>71</b>	<b>2813</b>	<b>39.6</b>	<b>69</b>	<b>5</b>	<b>15</b>	<b>21</b>	<b>7</b>	<b>0</b>
<b>Opponents</b>	<b>59</b>	<b>2434</b>	<b>41.3</b>	<b>60</b>	<b>0</b>	<b>23</b>	<b>27</b>	<b>9</b>	<b>0</b>

KICKOFFS	No.	Yds	Avg	TB	OB	Retn	Net	YdLn
WILLIAMS, Josh	49	2821	57.6	13	4	-	-	-
ARMSTRONG, Michael	16	918	57.4	2	0	-	-	-
SACKVILLE, Jamie	1	68	68.0	0	0	-	-	-
<b>Total</b>	<b>66</b>	<b>3807</b>	<b>57.7</b>	<b>15</b>	<b>4</b>	<b>1118</b>	<b>35.1</b>	<b>29</b>
<b>Opponents</b>	<b>79</b>	<b>4875</b>	<b>61.7</b>	<b>24</b>	<b>2</b>	<b>933</b>	<b>42.3</b>	<b>22</b>



BRAEDEN WEST



# 2016 DEFENSIVE STATISTICS

No	Name	GP	Tackles			TFL/Yds	Sacks No-Yards	Pass Def			Fumbles		Blkd Kick	Saf
			Solo	Ast	Total			Int-Yds	BrUp	QBH	Rcv-Yds	FF		
11	MITCHELL, Kyran	12	48	19	67	6.0-43	3.5-32	.	2	3	1-0	.	.	
99	LAWLER, Justin	12	45	20	65	15.0-79	6.0-51	.	.	7	1-0	.	2	
29	MILLINES, Darrion	12	47	17	64	.	.	5-83	4	.	1	.	.	
8	CLEMONS, Rodney	12	45	11	56	2.0-10	1.0-6	1-21	4	1	1	.	.	
15	WYATT, Jordan	12	39	11	50	3.0-12	.	4-97	7	.	1-0	4	.	
48	RHONE, Anthony	11	32	15	47	1.0-2	.	1-4	.	.	1-0	.	.	
44	MITCHELL, Jackson	12	33	14	47	1.0-8	1.0-8	.	2	.	1-0	2	.	
12	JOHNSON, Kevin	12	33	7	40	3.0-6	.	.	.	.	1-0	1	.	
98	GREEN, Deon	12	23	11	34	5.0-10	1.0-4	.	.	.	.	1	.	
32	COX, RC	11	25	8	33	3.5-18	2.0-15	.	1	1	.	.	.	
9	RICHARDSON, Horace	12	28	4	32	2.0-10	.	6-215	8	.	.	.	.	
92	MINOR, Zelt	12	18	13	31	6.0-12	1.0-2	1-4	1	1	1	.	.	
4	ONU, Mikial	12	21	7	28	.	.	.	1	.	.	.	.	
55	CARROLL, Carlos	8	15	7	22	.	.	.	.	.	.	.	.	
10	GARY, Demerick	12	18	3	21	7.5-54	4.0-44	.	2	3	.	.	.	
34	PRUITT, Jarvis	11	14	5	19	5.5-23	4.5-22	.	.	2	1-0	.	.	
93	GENTRY, Mason	11	13	6	19	2.0-10	0.5-5	.	1	1	.	.	.	
17	WILLIAMS, Jordon	11	12	6	18	2.0-4	.	.	2	1	.	.	.	
7	BADEJO, Michael	10	8	5	13	1.5-11	1.0-11	.	.	1	.	.	.	
28	DAVIS, Christian	12	9	3	12	1.0-2	.	.	.	.	.	.	.	
91	WILLIAMS, JT	9	6	4	10	1.0-8	1.0-8	.	.	.	.	.	.	
13	CARLISLE, Blake	8	6	3	9	.	.	.	.	.	.	.	.	
1	SUTTON, Eric	12	6	2	8	.	.	.	.	.	.	.	.	
35	SCOTT, Delontae	6	5	2	7	1.5-12	1.0-11	.	.	1	.	.	.	
36	SCOTT, Michael	4	5	2	7	.	.	.	1	1	.	.	.	
18	JEANLYS, William	8	3	2	5	.	.	.	.	.	1	.	.	
88	THEDFORD, Hunter	5	1	2	3	.	.	.	.	.	.	.	.	
23	HORTON, Nick	2	1	2	3	0.5-1	0.5-1	.	.	.	.	.	.	
33	WARD, Jordan	11	2	1	3	.	.	.	.	.	.	.	.	
94	BIGGURS, Chris	12	2	1	3	1.0-1	.	.	.	.	.	.	.	
89	ROLFE, Austin	12	1	2	3	.	.	.	.	.	.	.	.	
1	THOMAS, Kevin	12	3	.	3	.	.	.	.	.	.	.	.	
47	SACKVILLE, Jamie	12	1	1	2	.	.	.	.	.	.	.	.	
24	KAUFMAN, Mitchell	12	2	.	2	.	.	.	.	.	.	.	.	
26	WHITE, Jeremy	11	1	1	2	.	.	.	.	.	.	.	.	
22	McNEW, Matt	12	2	.	2	1.0-7	1.0-7	.	.	.	.	.	.	
38	ARMSTRONG, Michael	5	2	.	2	.	.	.	.	.	.	.	.	
8	HICKS, Ben	12	2	.	2	.	.	.	.	.	.	.	.	
6	WEST, Braeden	12	2	.	2	.	.	.	.	.	.	.	.	
16	SUTTON, Courtland	12	2	.	2	.	.	.	.	.	.	.	.	
30	BURKS, Christian	9	1	.	1	.	.	.	.	.	.	.	.	
76	SAENA, Jerry	12	1	.	1	.	.	.	.	.	.	.	.	
4	DAVIS, Matt	1	1	.	1	.	.	.	.	.	.	.	.	
5	WILLIAMS, Josh	12	.	1	1	.	.	.	.	.	.	.	.	
21	SCHULTZ, Chase	4	1	.	1	.	.	.	.	.	.	.	.	
13	FREEMAN, Ke'Mon	12	.	.	.	.	.	.	.	.	1-5	.	.	
<b>Total</b>		<b>12</b>	<b>585</b>	<b>218</b>	<b>803</b>	<b>72-343</b>	<b>29-227</b>	<b>18-416</b>	<b>36</b>	<b>23</b>	<b>8-5</b>	<b>11</b>	<b>3</b>	
<b>Opponents</b>		<b>12</b>	<b>571</b>	<b>290</b>	<b>861</b>	<b>75.0-301</b>	<b>26-168</b>	<b>17-309</b>	<b>50</b>	<b>22</b>	<b>7-61</b>	<b>10</b>	<b>1</b>	



## 2016 RECAPS

SEPT. 3, 2016 • APOGEE STADIUM • DENTON, TEXAS

GAME 1	SMU	34
	NORTH TEXAS	21

DENTON, Texas (AP) -- Courtland Sutton only made four catches but three went for touchdowns in SMU's 34-21 victory over North Texas in a season opener on Saturday.

Sutton finished with 162 yards receiving, including an 88-yarder from Ben Hicks for the fifth-longest touchdown pass in Mustangs history. Sutton's other two TD receptions were thrown by Matt Davis. Xavier Jones added 115 yards and a score on 11 carries as the Mustangs rolled up 572 yards offense.

SMU jumped out to a 17-0 lead in the first quarter on Jones' 49-yard run, a 29-yard field goal by Josh Williams, and the 88-yard pass play. A 46-yard Davis pass to Sutton with two minutes left in the half put the Mustangs ahead 24-7, which came following Horace Richardson's second interception of the game.

The Mean Green's Alec Morris threw two touchdown passes, one each to Thaddeus Thompson and Kelvin Smith, but he also tossed three first-half interceptions.

## SCORING SUMMARY

SMU	17	7	10	0	-	34	Record: (1-0)
UNT	0	14	0	7	-	21	Record: (0-1)

1st	13:01	SMU	JONES, Xavier 49 yd run (WILLIAMS, Josh kick)
	5:46	SMU	WILLIAMS, Josh 29 yd FG
	0:23	SMU	SUTTON, C. 88 yd pass from HICKS, Ben (WILLIAMS, Josh kick)
2nd	11:19	UNT	THOMPSON, T. 7 yd pass from MORRIS, Alec (MOORE, Trevor kick)
	1:59	SMU	SUTTON, C. 46 yd pass from DAVIS, Matt (WILLIAMS, Josh kick)
	0:38	UNT	SMITH, Kelvin 25 yd pass from MORRIS, Alec (MOORE, Trevor kick)
3rd	7:15	SMU	SUTTON, C. 4 yd pass from DAVIS, Matt (WILLIAMS, Josh kick)
	0:57	SMU	ARMSTRONG, M. 22 yd FG
4th	2:21	UNT	WILSON, Jeffrey 11 yd run (MOORE, Trevor kick)

## TEAM STATS

	SMU	UNT
First Downs	23	26
Rushes-Yards (Net)	46-272	29-83
Passing Yds (Net)	300	311
Passes Att-Comp-Int	27-13-1	50-32-3
Total Offense Plays-Yards	73-572	79-394
Fumble Returns-Yards	0-0	0-0
Punt Returns-Yards	1-5	0-0
Kickoff Returns-Yards	3-68	3-66
Interception Returns-Yards	3-15	1-37
Punts (Number-Avg)	2-38.5	5-39.6
Fumbles-Lost	1-0	1-0
Penalties-Yards	7-60	6-68
Possession Time	31:05	28:55
Third-Down Conversions	8 of 14	6 of 15
Fourth-Down Conversions	0 of 1	1 of 3
Red-Zone Scores-Chances	4-6	2-2
Sacks By: Number-Yards	5-31	2-9

**RUSHING:** SMU-JONES, Xavier 11-115; DAVIS, Matt 14-91; FREEMAN, Ke'Mon 5-39; WEST, Braeden 13-23; PROCHE, James 1-8; TEAM 2-minus 4. North Texas-WILSON, Jeffrey 15-86; WYCHE, Anthony 5-10; FINE, Mason 5-6; MORRIS, Alec 4-minus 19.

**PASSING:** SMU-DAVIS, Matt 8-17-1-155; HICKS, Ben 5-9-0-145; COLBERT JR., D. 0-1-0-0. North Texas-MORRIS, Alec 24-39-3-237; FINE, Mason 8-11-0-74.

**RECEIVING:** SMU-SUTTON, C. 4-162; PROCHE, James 3-73; CASTILLE, X. 2-15; BECKER, Ryan 1-17; GAILLIARD, M. 1-12; ROLFE, Austin 1-11; KAUFMAN, M. 1-10. North Texas-ROBINSON, W. 8-73; GOREE, Terian 8-64; WILSON, Jeffrey 6-55; THOMPSON, T. 5-56; SMITH, Kelvin 2-36; BUSSEY, Rico 2-18; WYCHE, Anthony 1-9.

SEPT. 10, 2016 • MCLANE STADIUM • WACO, TEXAS

GAME 2	SMU	13
	[23/19] BAYLOR	40

WACO, Texas (AP) -- Seth Russell threw for 261 yards and two touchdowns and ran for another score, and No. 23/19 Baylor recovered from a slow start to defeat SMU 40-13 on Saturday.

Russell and the Bears (2-0) struggled offensively in the first half and had to settle for a 6-6 tie at intermission, but broke through with a 20-point third quarter on their way to a 13th straight victory over their former Southwest Conference rival.

Baylor missed on several deep shots in the first half, but Blake Lynch capped its opening march after halftime by breaking free in the right seam for a 31-yard touchdown reception from Russell, who added a 19-yard scoring burst on a scramble on the Bears' next possession. Russell was 26 of 47 with two interceptions.

Orion Stewart intercepted two passes for Baylor. The first was in the end zone to stop a promising SMU threat, and he returned the second 33 yards for a touchdown to push Baylor's lead to 26-6.

Redshirt freshman quarterback Ben Hicks made his first career start for SMU (1-1) in place of senior Matt Davis, who missed the game for undisclosed reasons. Hicks helped the Mustangs to 405 yards total offense, but he was intercepted three times -- twice in the end zone -- and SMU scored only one touchdown in five trips inside the 20.

Hicks threw for 144 of his 229 yards in the first quarter, and connected with Courtland Sutton for SMU's only touchdown, a 20-yarder, in the third quarter.

## SCORING SUMMARY

SMU	6	0	7	0	-	13	Record: (1-1)
Baylor	0	6	20	14	-	40	Record: (2-0)

1st	9:12	SMU	WILLIAMS, Josh 24 yd field goal
	3:39	SMU	WILLIAMS, Josh 26 yd field goal
2nd	13:51	BU	Callahan,Chris 35 yd field goal
	1:15	BU	Callahan,Chris 38 yd field goal
3rd	12:02	BU	Lynch,Blake 31 yd pass from Russell,Seth (Callahan,Chris kick)
	5:43	BU	Russell,Seth 19 yd run (Callahan,Chris kick)
	4:55	BU	Stewart,Orion 33 yd interception return (Callahan,Chris kick failed)
	2:40	SMU	SUTTON, C. 20 yd pass from HICKS, Ben (WILLIAMS, Josh kick)
4th	13:45	BU	Cannon,KD 32 yd pass from Russell,Seth (Callahan,Chris kick)
	4:16	BU	Hasty,JaMyca 4 yd run (Callahan,Chris kick)

## TEAM STATS

	SMU	BU
First Downs	21	29
Rushes-Yards (Net)	38-176	55-275
Passing Yds (Net)	229	261
Passes Att-Comp-Int	44-17-3	48-26-2
Total Offense Play-Yards	82-405	103-536
Fumble Returns-Yards	0-0	0-0
Punt Returns-Yards	2-4	3-8
Kickoff Returns-Yards	5-77	4-86
Interception Returns-Yards	2-54	3-95
Punts (Number-Avg)	9-35.8	5-48.4
Fumbles-Lost	2-1	4-1
Penalties-Yards	4-40	14-101
Possession Time	27:42	32:18
Third-Down Conversions	5 of 17	8 of 22
Fourth-Down Conversions	0 of 0	4 of 5
Red-Zone Scores-Chances	3-5	3-5
Sacks By: Number-Yards	0-0	1-2

**RUSHING:** SMU-WEST, Braeden 15-89; FREEMAN, Ke'Mon 19-81; HICKS, Ben 3-7; TEAM 1-minus 1. Baylor-Williams,T. 19-81; Hasty,JaMyca 7-64; Linwood,Shock 18-59; Russell,Seth 7-43; Schrepfer,Wyatt 3-32; Hawthorne,Lynx 1-minus 4.

**PASSING:** SMU-HICKS, Ben 17-44-3-229. Baylor-Russell,S. 26-47-2-261; Smith,Z. 0-1-0-0.

**RECEIVING:** SMU-PROCHE, James 7-84; SUTTON, C. 6-112; KAUFMAN, M. 2-16; WEST, Braeden 1-13; CASTILLE, X. 1-4. Baylor-Cannon,KD 10-93; Lynch,Blake 6-95; Hathorne,Lynx 3-19; Mims,Denzel 3-14; Platt,Chris 2-14; Stricklin,Pooh 1-22; Linwood,Shock 1-4.





SEPT. 17, 2016 ■ GERALD J. FORD STADIUM ■ DALLAS, TEXAS

GAME 3	LIBERTY	14
	SMU	29

DALLAS (AP) -- Braeden West rushed for 220 yards and two touchdowns, the second on a 66-yard dash, and SMU pulled away from Liberty for a 29-14 win Saturday.

Stephen Calvert found Dante Shells with an 8-yard touchdown pass to get the Flames (1-2) within striking distance, 19-14, with 2:35 left in the third quarter.

The Mustangs (2-1) closed with a flourish, driving 57 yards to set up Josh Williams' 27-yard field goal to make it 22-14 with 47 seconds left and Jordan Wyatt put the exclamation point in the win, picking off a Calvert pass with 18 seconds left and returning it 34 yards for a touchdown.

Ben Hicks was 19 of 32 passing for SMU, amassing 209 yards through the air, but he was picked off twice. The Mustangs ground game ran for 286 yards -- more yards than Liberty had in total.

Calvert finished 9 of 20 for 119 yards.

## SCORING SUMMARY

Liberty	7	0	7	0	-	14	Record: (1-2)
SMU	10	3	6	10	-	29	Record: (2-1)

1st	12:07	SMU	WEST, Braeden 23 yd run (WILLIAMS, Josh kick)
	7:44	Liberty	Mosley, C. 1 yd run (Probert, A. kick)
	2:48	SMU	WILLIAMS, Josh 24 yd field goal
2nd	11:34	SMU	WILLIAMS, Josh 24 yd field goal
3rd	10:19	SMU	WEST, Braeden 66 yd run (TEAM rush fumble)
	2:35	Liberty	Shells, D. 8 yd pass from Calvert, S. (Probert, A. kick)
4th	0:47	SMU	WILLIAMS, Josh 27 yd field goal
	0:18	SMU	WYATT, Jordan 34 yd interception return (WILLIAMS, Josh kick)

## TEAM STATS

	LIBERTY	SMU
First Downs	16	25
Rushes-Yards (Net)	36-97	47-286
Passing-Yds (Net)	183	209
Passes Att-Comp-Int	36-18-4	32-19-2
Total Offense Play-Yards	72-280	79-495
Fumble Returns-Yards	0-0	0-0
Punt Returns-Yards	0-0	0-0
Kickoff Returns-Yards	3-97	1-29
Interception Returns-Yards	2-50	4-71
Punts (Number-Avg)	5-36.2	4-37.0
Fumbles-Lost	0-0	0-0
Penalties-Yards	7-88	5-60
Possession Time	29:54	30:06
Third-Down Conversions	8 of 16	6 of 17
Fourth-Down Conversions	0 of 1	0 of 1
Red-Zone Scores-Chances	2-3	3-6
Sacks By: Number-Yards	2-9	3-25

**RUSHING:** Liberty-Mosley, C. 19-59; Hickson, F. 8-36; Masha, S. 1-9; Macon, T. 3-9; Calvert, S. 5-minus 16. SMU-WEST, Braeden 24-220; FREEMAN, Ke'Mon 14-55; CARMOUCHE, Jordan 5-20; PROCHE, James 1-2; HICKS, Ben 3-minus 11.

**PASSING:** Liberty-Calvert, S. 9-20-1-119; Masha, S. 9-16-3-64. SMU-HICKS, Ben 19-32-2-209.

**RECEIVING:** Liberty-Farrow, B.J. 6-69; Shells, D. 3-10; King, Dam. 2-18; Gandy-Golden, A. 1-47; Parker, Z. 1-12; Couamin, K. 1-8; Macon, T. 1-7; Mosley, C. 1-6; Smith, C. 1-5; Hickson, F. 1-1. SMU-CASTILLE, Xavier 6-49; PROCHE, James 6-49; SUTTON, Courtland 3-62; GAINES, Jeremiah 2-28; GAILLIARD, Myron 1-18; KAUFMAN, Mitchell 1-3.

SEPT. 23, 2016 ■ GERALD J. FORD STADIUM ■ DALLAS, TEXAS

GAME 4	[RV/T21] TCU	33
	SMU	3

DALLAS (AP) -- Kenny Hill threw for 452 yards and two second-half touchdowns, including a 75-yarder to John Diarse on the first play after halftime, and TCU pulled away from SMU 33-3 on Friday night.

SMU (2-2) played a touchdown-free first half against a high-scoring Big 12 team for the second time this season, trailing 6-3 at the half following a 6-6 halftime tie against No. 16 Baylor in Waco two weeks ago.

Diarse's catch-and-run score on a quick slant came after he left the game in the second quarter following a hard hit from Darrion Millines that led to a targeting ejection for the SMU safety.

Millines delivered the hit in the end zone after Anthony Rhone's interception in front of him, leaving a staggered Diarse on two knees as athletic trainers and coach Gary Patterson came out to check on him.

Diarse came back later in the second quarter to catch a 23-yard pass on the drive to a field goal that put TCU ahead for good in a fifth straight victory over the Mustangs and the 15th win in the past 17 meetings between the crosstown rivals.

The junior had a career high in yards receiving for the second straight week, finishing with 139 on six catches.

The Horned Frogs (3-1) scored touchdowns on their first two possessions after halftime, the second on Hill's perfect fade pass to Jaelan Austin from the 2 for a 20-3 lead. Hill was 31 of 45 with an interception.

TCU kicked four field goals, two each from Brandon Hatfield and Ryan Graf, who just cleared the crossbar on a career-long 46-yarder.

## SCORING SUMMARY

SMU	3	0	7	0	-	3	Record: (2-2)
TCU	3	3	14	13	-	33	Record: (3-1)

1st	11:43	SMU	WILLIAMS, Josh 23 yd field goal
	4:33	TCU	Graf, Ryan 46 yd field goal
2nd	2:29	TCU	Graf, Ryan 20 yd field goal
3rd	14:50	TCU	Diarse, John 75 yd pass from Hill, Kenny (Graf, Ryan kick)
	7:17	TCU	Austin, Jaelan 2 yd pass from Hill, Kenny (Graf, Ryan kick)
4th	13:56	TCU	Hatfield, B. 25 yd field goal
	6:54	TCU	Hatfield, B. 30 yd field goal
	4:47	TCU	Johnson, T. 14 yd run (Hatfield, B. kick)

## TEAM STATS

	TCU	SMU
First Downs	25	15
Rushes-Yards (Net)	31-137	34-76
Passing Yds (Net)	452	244
Passes Att-Comp-Int	47-32-1	35-19-2
Total Offense Plays-Yards	78-589	69-320
Fumble Returns-Yards	0-0	0-0
Punt Returns-Yards	3-74	1-6
Kickoff Returns-Yards	1-0	5-80
Interception Returns-Yards	2-12	1-4
Punts (Number-Avg)	4-39.8	8-42.5
Fumbles-Lost	2-0	1-0
Penalties-Yards	8-65	6-31
Possession Time	31:37	28:23
Third-Down Conversions	5 of 15	8 of 18
Fourth-Down Conversions	1 of 1	0 of 0
Red-Zone Scores-Chances	5-6	1-1
Sacks By: Number-Yards	4-20	2-22

**RUSHING:** TCU-Hicks, Kyle 14-89; Johnson, T. 4-36; Anderson, D. 2-13; Miller, Preston 1-3; Green, Derrick 2-3; Hill, Kenny 6-0; TEAM 1-0; Sawyer, Foster 1-minus 7. SMU-WEST, Braeden 14-43; FREEMAN, Ke'Mon 8-26; CARMOUCHE, Jordan 6-10; HICKS, Ben 6-minus 3.

**PASSING:** TCU-Hill, Kenny 31-45-1-452; Sawyer, Foster 1-1-0-0; TEAM 0-1-0-0. SMU-HICKS, Ben 19-35-2-244.

**RECEIVING:** TCU-Diarse, John 6-139; White, Desmon 6-49; Williams, Taj 5-94; Hicks, Kyle 5-53; Austin, Jaelan 2-24; Thomas, Dylan 2-21; Hights, T. 1-42; Walsh, Daniel 1-18; Graham, Isaiah 1-6; Stewart, J. 1-5; Anderson, D. 1-1; Zeller, Patrick 1-0. SMU-SUTTON, Courtland 5-113; PROCHE, James 5-66; FREEMAN, Ke'Mon 4-31; CASTILLE, Xavier 3-16; THOMAS, Kevin 1-15; GAILLIARD, Myron 1-3.



OCT. 1, 2016 ■ LINCOLN FINANCIAL FIELD ■ PHILADELPHIA, PENNSYLVANIA

GAME 5	SMU	20
	TEMPE	45

PHILADELPHIA (AP) -- Ryquell Armstead scored a pair of touchdowns and rushed for more yards than he'd gained all last month as Temple recovered from an early pick-six to defeat SMU 45-20.

The sophomore broke up the left sideline 37 yards to score the game's final TD and gained 159 of the Owls' 244 yards rushing. Armstead had gained 154 yards in all of September.

Jordan Wyatt had SMU on the board before the game was a minute old when he picked off Phillip Walker's third pass and returned it 35 yards for a TD.

But Temple (3-2, 1-0 American Athletic) responded with three quick scores -- a Jahad Thomas 12-yard run, a 42-yard pass from Walker to Ventell Bryant and Armstead's 1-yarder -- before the opening quarter ended.

Freshman Ben Hicks went 22-for-42 for 199 yards and two TDs for SMU (2-3, 0-1). The Mustangs intercepted Walker twice for 12 on the season, among FBS leaders.

## SCORING SUMMARY

SMU	7	7	0	6	-	20	Record: (2-3, 0-1)
Temple	21	14	3	7	-	45	Record: (3-2, 1-0)

1st	14:05	SMU	WYATT, Jordan 35 yd interception return (WILLIAMS, Josh kick),
	9:05	TEM	Thomas, Jahad 12 yd run (Jones, Austin kick)
	7:50	TEM	Bryant, Ventell 42 yd pass from Walker, Phillip (JONES, Austin kick)
	0:57	TEM	Armstead, R. 1 yd run (Jones, Austin kick)
2nd	12:37	TEM	Thomas, Jahad 15 yd run (Jones, Austin kick)
	11:17	TEM	DeLoatch, Romond 8 yd fumble recovery (Jones, Austin kick)
	5:29	SMU	GAINES, Jeremiah 13 yd pass from HICKS, Ben (WILLIAMS, Josh kick)
3rd	9:17	TEM	Jones, Austin 30 yd field goal
4th	11:19	SMU	PROCHE, James 14 yd pass from HICKS, Ben (SUTTON, Courtland rush failed)
	9:58	TEM	Armstead, R. 37 yd run (Jones, Austin kick)

## TEAM STATS

	SMU	TEM
First Downs	16	17
Rushes-Yards (Net)	32-89	45-244
Passing Yds (Net)	199	124
Passes Att-Comp-Int	44-22-2	18-7-2
Total Offense Plays-Yards	76-288	63-368
Fumble Returns-Yards	0-0	1-8
Punt Returns-Yards	3-16	3-35
Kickoff Returns-Yards	8-139	2-42
Interception Returns-Yards	2-69	2-39
Punts (Number-Avg)	7-38.0	5-41.6
Fumbles-Lost	3-2	1-1
Penalties-Yards	8-63	3-25
Possession Time	29:51	30:09
Third-Down Conversions	5 of 20	4 of 12
Fourth-Down Conversions	3 of 5	0 of 0
Red-Zone Scores-Chances	2-3	4-4
Sacks By: Number-Yards	2-28	4-36

**RUSHING:** SMU-FREEMAN, Ke'Mon 12-49; JONES, Xavier 4-25; WEST, Braeden 9-22; CARMOUCHE, Jordan 4-16; HICKS, Ben 3-minus 26; SAENA, Jerry 0-3. Temple-ARMSTEAD, R. 15-159; THOMAS, Jahad 16-80; WRIGHT, Isaiah 6-27; GARDNER, Jager 2-9; TEAM 2-minus 1; SMITH, Nate L. 1-minus 4; WALKER, Phillip 3-minus 26.

**PASSING:** SMU-HICKS, Ben 22-42-2-199; FREEMAN, Ke'Mon 0-2-0-0. Temple-WALKER, Phillip 7-18-2-124.

**RECEIVING:** SMU-PROCHE, James 6-44; CASTILLE, Xavier 5-72; SUTTON, Courtland 4-43; GAINES, Jeremiah 3-24; WEST, Braeden 1-6; FREEMAN, Ke'Mon 1-5; WALKER, Shelby 1-3; KAUFMAN, Mitchell 1-2. Temple-KIRKWOOD, Keith 3-41; BRYANT, Ventell 2-43; DELOATCH, Romond 1-34; YANCY, Brodrick 1-6.

OCT. 7, 2016 ■ H.A. CHAPMAN STADIUM ■ TULSA, OKLAHOMA

GAME 6	SMU	40
	TULSA	43

TULSA, Okla. (AP) -- Quarterback Dane Evans went 14 yards untouched for the winning touchdown in overtime, lifting Tulsa to a 43-40 victory over SMU.

Evans cut up field on an option play to the right to end a wild game that saw the lead change hands four times in the second half.

Josh Williams kicked a 25-yard field goal on the final play of regulation and added a 22-yarder on SMU's possession to open overtime.

D'Angelo Brewer had 182 yards on 38 carries and James Flanders 132 on 13 and both scored on long touchdown runs for the Golden Hurricanes (4-1, 1-0 American). Evans threw for 247 yards and a touchdown.

Ben Hicks threw for 258 yards and two touchdowns for the Mustangs (2-4, 0-2) and Braeden West had 124 yards and a TD on 22 carries.

Tulsa took its first lead with a minute left in the first half on Raymond Taylor's 2-yard run, making it 23-20. The Golden Hurricanes ran for 315 yards.

## SCORING SUMMARY

SMU	14	6	7	10	3	-	40	Record: (2-4, 0-1)
Tulsa	10	13	7	7	6	-	43	Record: (4-1, 1-0)

1st	13:19	SMU	FREEMAN, Ke'Mon 2 yd run (WILLIAMS, Josh kick)
	5:21	TLS	Jones, R. 24 yd field goal
	3:20	SMU	HONEY, Alex 45 yd pass from HICKS, Ben (WILLIAMS, Josh kick)
	3:02	TLS	Flanders, J. 61 yd run (Jones, R. kick)
2nd	14:51	SMU	WILLIAMS, Josh 39 yd field goal
	9:49	TLS	Jones, R. 43 yd field goal
	5:57	SMU	WILLIAMS, Josh 44 yd field goal
	3:48	TLS	Jones, R. 33 yd field goal
	1:07	TLS	Taylor, R. 2 yd run (JONES, R. kick)
3rd	13:58	SMU	GAINES, Jeremiah 19 yd pass from HICKS, Ben (WILLIAMS, Josh kick)
	10:50	TLS	Atkinson, J. 11 yd pass from Evans, D. (Jones, R. kick)
4th	8:31	SMU	WEST, Braeden 4 yd run (WILLIAMS, Josh kick)
	5:32	TLS	Brewer, D. 35 yd run (Jones, R. kick)
	0:00	SMU	WILLIAMS, Josh 25 yd field goal
OT	15:00	SMU	WILLIAMS, Josh 22 yd field goal
	15:00	TLS	Evans, D. 14 yd run

## TEAM STATS

	SMU	TLS
First Downs	22	34
Rushes-Yards (Net)	35-154	59-315
Passing Yds (Net)	258	247
Passes Att-Comp-Int	52-29-0	44-25-1
Total Offense Plays-Yards	87-412	103-562
Fumble Returns-Yards	0-0	0-0
Punt Returns-Yards	1-9	5-30
Kickoff Returns-Yards	6-112	5-176
Interception Returns-Yards	1-45	0-0
Punts (Number-Avg)	9-45.1	6-40.3
Fumbles-Lost	0-0	1-0
Penalties-Yards	6-81	17-149
Possession Time	27:41	32:19
Third-Down Conversions	4 of 19	9 of 21
Fourth-Down Conversions	1 of 2	0 of 0
Red-Zone Scores-Chances	5-5	5-5
Sacks By: Number-Yards	4-23	0-0

**RUSHING:** SMU-WEST, Braeden 22-124; FREEMAN, Ke'Mon 10-36; HICKS, Ben 2-minus 1; SACKVILLE, Jaime 1-minus 5. Tulsa-BREWER, D. 38-182; FLANDERS, J. 13-132; TAYLOR, R. 1-2; EVANS, D. 6-1; TEAM 1-minus 2.

**PASSING:** SMU-HICKS, Ben 29-52-0-258. Tulsa-EVANS, D. 25-44-1-247.

**RECEIVING:** SMU-SUTTON, Courtland 8-98; PROCHE, James 6-24; WEST, Braeden 5-9; HONEY, Alex 2-56; GAINES, Jeremiah 2-25; CASTILLE, Xavier 2-16; GAILLIARD, Myron 1-10; FREEMAN, Ke'Mon 1-9; KAUFMAN, Mitchell 1-7; THOMAS, Kevin 1-4. Tulsa-LUCAS, K. 12-113; ATKINSON, J. 11-115; HOBBS, J. 2-19.



OCT. 22, 2016 • GERALD J. FORD STADIUM • DALLAS, TEXAS

GAME  
7[11/11] HOUSTON  
SMU16  
38

DALLAS (AP) -- Ben Hicks threw for three touchdowns and ran for another score and SMU stunned No. 11 Houston 38-16 Saturday night for its first win over a ranked team in five years.

The Cougars (6-2, 3-2 American) lost for the second time after a 5-0 start that included a season-opening win over then-No. 3 Oklahoma that vaulted Houston into the Top 10.

The last time the Mustangs (3-4, 1-2) beat a team ranked 11th or higher, they were No. 4 and finishing off a near-perfect 1982 season (11-0-1) with a 7-3 victory over sixth-ranked Pittsburgh in the Cotton Bowl. SMU tied No. 7 Texas A&M in 1994.

Greg Ward Jr. couldn't shake a persistent SMU pass rush or find receivers for big plays, finishing with 241 yards passing -- almost 100 below his average -- and just 3 yards rushing on 17 carries thanks to seven sacks.

One of the sacks was for an 18-yard loss to the Houston 22 when coach Tom Herman went for it on fourth down trailing 28-14 early in the fourth quarter.

Herman got conservative moments later, choosing a 19-yard field goal attempt on fourth down from the SMU 2. Ty Cummings hit the right upright for his second miss.

Hicks was 16 of 31 for 228 yards, including a 28-yard touchdown to a wide-open James Proche for a 28-7 lead in the final seconds of the first half. SMU appeared content to run out the clock before a 40-yard run by Braeden West, who had 115 yards rushing and a punctuating touchdown late.

The Cougars lost two fumbles in the first quarter and never got their high-powered offense going. Houston was outgained 406-303.

SMU defensive end Jarvis Pruitt recovered one of the fumbles and had three sacks in the Mustangs' first win over a ranked team since beating No. 20 TCU 40-33 in overtime in 2011.

## SCORING SUMMARY

Houston	0	7	7	2	-	16	Record: (6-2, 3-2)
SMU	7	21	0	10	-	38	Record: (3-4, 1-2)

1st	7:25	SMU	HICKS, Ben 1 yd run (WILLIAMS, Josh kick)
2nd	14:52	SMU	GAINES, Jeremiah 31 yd pass from HICKS, Ben (WILLIAMS, Josh kick)
	10:58	SMU	SUTTON, Courtland 2 yd pass from HICKS, Ben (WILLIAMS, Josh kick)
	7:59	HOU	Dunbar, Steven 5 yd pass from Ward Jr., Greg (CUMMINGS, Ty kick)
	0:13	SMU	PROCHE, James 28 yd pass from HICKS, Ben (WILLIAMS, Josh kick)
3rd	7:52	HOU	McCloskey, T. 2 yd pass from Ward Jr., Greg (CUMMINGS, Ty kick)
4th	12:27	SMU	WILLIAMS, Josh 26 yd field goal
	3:50	SMU	WEST, Braeden 10 yd run (WILLIAMS, Josh kick)
	0:48	HOU	Team safety

## TEAM STATS

	HOU	SMU
First Downs	13	19
Rushes-Yards (Net)	35-62	40-178
Passing Yds (Net)	241	228
Passes Att-Comp-Int	33-21-0	31-16-0
Total Offense Plays-Yards	68-303	71-406
Fumble Returns-Yards	1-13	0-0
Punt Returns-Yards	1-6	3-0
Kickoff Returns-Yards	5-60	1-26
Interception Returns-Yards	0-0	0-0
Punts (Number-Avg)	6-41.8	6-36.5
Fumbles-Lost	2-2	2-1
Penalties-Yards	4-55	6-62
Possession Time	30:22	29:38
Third-Down Conversions	4 of 16	6 of 16
Fourth-Down Conversions	1 of 3	1 of 2
Red-Zone Scores-Chances	2-3	4-4
Sacks By: Number-Yards	0-0	7-57

RUSHING: Houston-CATALON, Duke 17-54; BIRDEN, Dillon 1-5; WARD Jr., Greg 17-3. SMU-WEST, Braeden 18-115; FREEMAN, Ke'Mon 10-52; SACKVILLE, Jaime 1-12; HICKS, Ben 3-12; GAILLIARD, Myron 4-0; TEAM 4-minus 13.

PASSING: Houston-WARD Jr., Greg 21-33-0-241. SMU-HICKS, Ben 16-31-0-228.

RECEIVING: Houston-ALLEN, Chance 5-84; CATALON, Duke 4-66; BONNER, Linell 4-24; DUNBAR, Steven 3-20; KING, D'Eriq 3-3; BIRDEN, Dillon 1-6; McCLOSKEY, T. 1-2; STEVENSON, Marq 0-36. SMU-SUTTON, Courtland 7-83; THOMAS, Kevin 3-31; PROCHE, James 2-44; GAINES, Jeremiah 2-34; WALKER, Shelby 1-18; WEST, Braeden 1-18.

OCT. 29, 2016 • YULMAN STADIUM • NEW ORLEANS, LOUISIANA

GAME  
8[RV/-] SMU  
TULANE35  
31

NEW ORLEANS (AP) -- Braeden West rushed for 119 yards and two touchdowns, including the go-ahead score with 1:16 remaining to complete a 10-point fourth-quarter comeback, and (RV/-)SMU held on to beat Tulane 35-31 on Saturday night.

After Sherman Badie scored to give the Green Wave a 31-21 lead with 10:37 left to play, West capped a 10-play drive with a 1-yard score to cut the deficit to 31-24.

SMU (4-4, 2-2 American) forced a turnover on downs, and after converting a third-and-25 on the drive, West plunged in for his second score, also from a yard out.

Tulane (3-5, 0-4) converted two fourth downs on its ensuing possession, but Darrion Millines intercepted Glen Cuiellette's pass as time expired to seal an SMU victory.

The Mustangs led 21-10 at halftime, but two 24-yard TD passes from Cuiellette to Terren Encalada put the Green Wave in front 24-21 before Badie's 9-yard run.

## SCORING SUMMARY

SMU	14	7	0	14	-	35	Record: (4-4, 2-2)
Tulane	7	3	14	7	-	31	Record: (3-5, 0-4)

1st	13:07	SMU	Proche, James 8 yd pass from Hicks, Ben (Williams, Josh kick)
	6:05	TLN	Hilliard, D. 8 yd run (DiRocco, Andrew kick)
	4:56	SMU	Freeman, Ke'Mon 1 yd run (Williams, Josh kick)
2nd	12:41	TLN	DiRocco, Andrew 43 yd field goal
	4:35	SMU	Proche, James 35 yd pass from HICKS, Ben (Williams, Josh kick)
3rd	4:19	TLN	Encalade, T. 24 yd pass from Cuiellette, G. (DiRocco, Andrew kick)
	0:08	TLN	Encalade, T. 24 yd pass from Cuiellette, G. (DiRocco, Andrew kick)
4th	10:37	TLN	Badie, Sherman 9 yd run (DiRocco, Andrew kick)
	6:24	SMU	West, Braeden 1 yd run (Williams, Josh kick)
	1:16	SMU	West, Braeden 1 yd run (Williams, Josh kick)

## TEAM STATS

	SMU	TLN
First Downs	22	18
Rushes-Yards (Net)	43-137	46-227
Passing Yds (Net)	302	164
Passes Att-Comp-Int	31-16-2	26-13-1
Total Offense Plays-Yards	74-439	72-391
Fumble Returns-Yards	0-0	0-0
Punt Returns-Yards	0-0	1-0
Kickoff Returns-Yards	3-65	5-126
Interception Returns-Yards	1-0	2-26
Punts (Number-Avg)	6-37.2	7-41.1
Fumbles-Lost	1-0	0-0
Penalties-Yards	6-57	10-100
Possession Time	28:21	31:39
Third-Down Conversions	10 of 17	4 of 16
Fourth-Down Conversions	0 of 0	3 of 4
Red-Zone Scores-Chances	4-5	3-3
Sacks By: Number-Yards	2-11	4-28

RUSHING: SMU-WEST, Braeden 22-119; GAILLIARD, Myron 5-20; FREEMAN, Ke'Mon 9-12; PROCHE, James 1-3; HICKS, Ben 6-minus 17. Tulane-HILLIARD, D. 13-111; ROUNDS, Josh 7-58; CUIELLETTTE, G. 13-29; BADIE, Sherman 6-20; THOMPSON, L. 3-8; GLENN, Devin 1-3; BRANTLEY, J. 3-minus 2.

PASSING: SMU-HICKS, Ben 16-31-2-302. Tulane-CUIELLETTTE, G. 13-26-1-164.

RECEIVING: SMU-PROCHE, James 6-164; CASTILLE, Xavier 3-57; WEST, Braeden 3-18; SUTTON, Courtland 2-25; WALKER, Shelby 1-27; GAILLIARD, Myron 1-11. Tulane-ENCALADE, T. 4-75; HILLIARD, D. 3-35; DACE, Larry 2-22; SCOTT, Trey 2-14; BADIE, Sherman 1-10; MOONEY, Darnell 1-8.



NOV. 5, 2016 ■ GERALD J. FORD STADIUM ■ DALLAS, TEXAS

GAME 9	MEMPHIS	51
	SMU	7

DALLAS (AP) -- Riley Ferguson went 20-of-27 for 287 yards and four touchdowns and Memphis beat SMU 51-7 on Saturday.

Memphis gained 257 total yards in the first half and led 38-7. Ferguson had TD passes of 50, 4, 20 and 21 yards before halftime and Darrell Henderson returned a kickoff 99-yards for a touchdown.

Dorland Dorceus carried it 14 times for 77 yards -- with a long of 55 -- and one touchdown for Memphis (6-3, 3-2 American Athletic Conference). Anthony Miller had his fifth 100-yard receiving game of the year with 102 yards. He's also scored two touchdowns for the second-consecutive game.

Memphis forced three turnovers and now has forced 23 on the season.

Ke'Mon Freeman gained 83 yards on the ground for SMU (4-5, 2-3), which had its two-game winning streak snapped. Ben Hicks was 17-of-31 for 170 yards and one touchdown.

## SCORING SUMMARY

Memphis	21	17	13	0	-	51	Record: (6-3, 3-2)
SMU	7	0	0	0	-	7	Record: (4-5, 2-3)

1st	13:10	MEM	Miller, Anthony 50 yd pass from Ferguson, Riley (Elliott, Jake kick)
	11:18	MEM	Magnifico, Joey 4 yd pass from Ferguson, Riley (Elliott, Jake kick)
	03:47	SMU	Freeman, Ke'Mon 16 yd pass from Hicks, Ben (Williams, Josh kick)
	03:33	MEM	Henderson, D. 99 yd kickoff return (Elliott, Jake kick)
2nd	11:10	MEM	Elliott, Jake 43 yd field goal
	09:08	MEM	Montiel, Daniel 20 yd pass from Ferguson, Riley (Elliott, Jake kick)
	00:10	MEM	Miller, Anthony 21 yd pass from Ferguson, Riley (Elliott, Jake kick)
3rd	11:25	MEM	Elliott, Jake 44 yd field goal
	08:09	MEM	Dorceus, D. 5 yd run (Elliott, Jake kick)
	03:30	MEM	Elliott, Jake 31 yd field goal

## TEAM STATS

	MEM	SMU
First Downs	24	19
Rushes-Yards (Net)	39-160	32-100
Passing Yds (Net)	314	208
Passes Att-Comp-Int	33-24-0	40-21-1
Total Offense Play-Yards	72-474	72-308
Fumble Returns-Yards	1-40	0-0
Punt Returns-Yards	1-6	1-6
Kickoff Returns-Yards	2-107	3-43
Interception Returns-Yards	1-0	0-0
Punts (Number-Avg)	5-49.6	9-43.1
Fumbles-Lost	2-0	2-2
Penalties-Yards	3-26	6-46
Possession Time	30:58	29:02
Third-Down Conversions	7 of 16	6 of 16
Fourth-Down Conversions	0 of 1	0 of 1
Red-Zone Scores-Chances	4-4	1-1
Sacks By: Number-Yards	3-19	2-16

**RUSHING:** Memphis-DORCEUS, D. 14-77; HENDERSON, D. 9-34; POLLARD, Tony 6-26; STEWART, Jason 2-23; TAYLOR, Patrick 3-7; JORDAN, Deandre 2-2; FERGUSON, Riley 3-minus 9. SMU-FREEMAN, Ke'Mon 16-83; COLBERT JR., Darrel 4-20; WEST, Braeden 4-9; PROCHE, James 1-2; GALLIARD, Myron 2-2; HICKS, Ben 5-minus 16.

**PASSING:** Memphis-FERGUSON, Riley 20-27-0-287; STEWART, Jason 4-6-0-27. SMU-HICKS, Ben 17-31-0-170; COLBERT JR., Darrel 4-9-1-38.

**RECEIVING:** Memphis-MILLER, Anthony 4-102; MONTIEL, Daniel 4-45; HENDERSON, D. 3-45; POLLARD, Tony 3-23; JONES, Kedarian 2-55; MAGNIFICO, Joey 2-8; TAYLOR, Patrick 2-minus 7; WILLIAMS, John 1-20; BISHOP, Drew 1-16; SLADE, Mechane 1-6; DYKES, Sean 1-1. SMU-SUTTON, Courtland 6-70; THOMAS, Kevin 5-49; CASTILLE, Xavier 4-37; PROCHE, James 4-30; FREEMAN, Ke'Mon 1-16; GAINES, Jeremiah 1-6.

NOV. 12, 2016 ■ DOWDY-FICKLEN STADIUM ■ GREENVILLE, N.C.

GAME 10	SMU	55
	EAST CAROLINA	31

GREENVILLE, N.C. (AP) -- Horace Richardson returned a pair of interceptions for touchdowns and SMU beat East Carolina 55-31 on Saturday.

Richardson's 70-yard return put the Mustangs in front 31-17 in the second quarter and his 80-yarder in the third made it 45-24.

The picks were the fifth and sixth for Richardson, and with Darrion Millines making his fifth, the Mustangs have 17 this season. SMU came in tied for third nationally in that category and has interceptions in eight of its 10 games.

The Mustangs (5-5, 3-3 American) have their most wins since 2013 after rolling up 477 yards offense. Ben Hicks threw for 235 yards and three touchdowns, Courtland Sutton had 12 catches for 166 yards, both career highs, plus two touchdowns, Ke'Mon Freeman rushed for 111 yards and a score and Braeden West added 105 on the ground.

Zay Jones made 12 catches for 173 yards a score for the Pirates (3-7, 1-5), who had 466 yards offense but also five turnovers.

## SCORING SUMMARY

SMU	10	28	10	7	-	55	Record: (5-5, 3-3)
East Carolina	7	17	0	7	-	31	Record: (3-7, 1-5)

1st	12:37	ECU	Nelson, Philip 7 yd run (Plowman, Davis kick)
	07:48	SMU	Williams, Josh 20 yd field goal
	04:45	SMU	Sutton, Courtland 8 yd pass from Hicks, Ben (Williams, Josh kick)
2nd	14:54	ECU	Summers, James 14 yd run (Plowman, Davis kick)
	12:41	SMU	Freeman, Ke'Mon 39 yd run (Williams, Josh kick)
	09:47	ECU	Plowman, Davis 27 yd field goal
	06:05	SMU	Proche, James 10 yd pass from Hicks, Ben (Williams, Josh kick)
	04:53	SMU	Richardson, Horace 70 yd interception return (Williams, Josh kick)
	01:09	SMU	Sutton, Courtland 22 yd pass from Hicks, Ben (Williams, Josh kick)
	00:00	ECU	Jones, Zay 8 yd pass from Minshew, Grdnr (Plowman, Davis kick)
3rd	11:32	SMU	Richardson, Horace 80 yd interception return (Williams, Josh kick)
	05:09	SMU	Williams, Josh 32 yd field goal
4th	13:49	SMU	Johnson, Kevin 10 yd run (Williams, Josh kick)
	11:19	ECU	Anderson, Devin 2 yd run (Plowman, Davis kick)

## TEAM STATS

	SMU	ECU
First Downs	25	27
Rushes-Yards (Net)	47-240	32-152
Passing Yds (Net)	237	314
Passes Att-Comp-Int	32-19-0	49-29-3
Total Offense Play-Yards	79-477	81-466
Fumble Returns-Yards	0-0	0-0
Punt Returns-Yards	0-0	0-0
Kickoff Returns-Yards	4-62	8-121
Interception Returns-Yards	3-162	0-0
Punts (Number-Avg)	3-34.7	3-34.7
Fumbles-Lost	0-0	4-2
Penalties-Yards	6-60	9-84
Possession Time	34:48	25:12
Third-Down Conversions	12 of 18	5 of 14
Fourth-Down Conversions	1 of 1	3 of 4
Red-Zone Scores-Chances	5-5	5-5
Sacks By: Number-Yards	2-14	1-5

**RUSHING:** SMU-FREEMAN, Ke'Mon 18-111; WEST, Braeden 20-104; JOHNSON, Kevin 2-17; COLBERT JR., Darrel 3-8; PADEN, Joseph 1-2; HICKS, Ben 2-0; TEAM 1-minus 2. East Carolina-SUMMERS, James 12-89; ANDERSON, Devin 15-63; NELSON, Philip 3-4; MINSHEW, Grdnr 2-minus 4.

**PASSING:** SMU-HICKS, Ben 18-30-0-235; PROCHE, James 1-2-0-2. East Carolina-MINSHEW, Grdnr 18-30-1-170; NELSON, Philip 11-19-2-144.

**RECEIVING:** SMU-SUTTON, Courtland 12-166; PROCHE, James 3-11; FREEMAN, Ke'Mon 2-48; CASTILLE, Xavier 1-10; HICKS, Ben 1-2. East Carolina-JONES, Zay 12-173; JOHNSON, Quay 8-75; BISHOP, Brandon 2-25; GREEN, Terrell 2-17; WILLIAMS, Jimmy 2-7; SUMMERS, James 2-3; FARRIER, Deondr 1-14.



NOV. 19, 2016 • GERALD J. FORD STADIUM • DALLAS, TEXAS

GAME 11	[RV/RV] USF	35
	SMU	27

DALLAS (AP) -- Quinton Flowers passed for 195 yards and three touchdowns, rushed for 142 yards, and South Florida tied a program record for wins with a 35-27 victory over SMU on Saturday night.

South Florida (9-2, 6-1 American) held off a late charge from the Mustangs, who turned it over on downs with 1:25 left to play. SMU had fourth-and-1 at the Bulls 14, but Braeden West, who carried 29 times for 120 yards, was stopped short of the line to gain.

The Bulls have won nine games three times in previous seasons, most recently in 2007.

Flowers threw touchdown passes of 77 and 65 yards on the Bulls' first plays of the first and second halves, respectively. His 77-yard hookup with Marquez Valdes-Scantling was on the game's opening play, and the 65-yard connection to Tyrell McCants gave South Florida a 28-14 lead with 13:40 left in the third quarter.

McCants finished with three catches for 105 yards and two scores.

Courtland Sutton set a program single-game record with 252 yards receiving for SMU (5-6, 3-4). He caught 13 passes, two for touchdowns.

## SCORING SUMMARY

USF	14	7	7	7	-	35	Record: (9-2, 6-1)
SMU	7	7	10	3	-	27	Record: (5-6, 3-4)

1st	14:44	USF	Scantling, Marq 77 yd pass from Flowers, Quint (Behr, Brandon kick)
	12:09	SMU	Sutton, Courtland 8 yd pass from Hicks, Ben (Williams, Josh kick)
	10:08	USF	Mack, Marlon 60 yd run (Behr, Brandon kick)
2nd	05:50	SMU	Proche, James 43 yd pass from Freeman, Ke'Mon (Williams, Josh kick)
	02:21	USF	McCants, Tyre 28 yd pass from Flowers, Quint (Behr, Brandon kick)
3rd	13:40	USF	McCants, Tyre 65 yd pass from Flowers, Quint (Behr, Brandon kick)
	02:15	SMU	Sutton, Courtland 54 yd pass from Hicks, Ben (Williams, Josh kick)
	00:48	SMU	Williams, Josh 24 yd field goal
4th	13:09	USF	Johnson, D'Erne 9 yd run (Behr, Brandon kick)
	09:19	SMU	Williams, Josh 21 yd field goal

## TEAM STATS

	USF	SMU
First Downs	16	28
Rushes-Yards (Net)	43-278	47-155
Passing Yds (Net)	195	423
Passes Att-Comp-Int	15-7-1	42-26-2
Total Offens Play-Yards	58-473	89-578
Fumble Returns-Yards	0-0	1-5
Punt Returns-Yards	2-18	1-2
Kickoff Returns-Yards	6-134	6-91
Interception Returns-Yards	2-24	1-4
Punts (Number-Avg)	8-39.1	6-39.8
Fumbles-Lost	1-1	2-1
Penalties-Yards	7-55	4-24
Possession Time	23:49	36:11
Third-Down Conversions	2 of 12	8 of 17
Fourth-Down Conversions	1 of 1	0 of 1
Red-Zone Scores-Chances	1-1	3-5
Sacks By: Number-Yards	2-16	0-0

**RUSHING:** USF-FLOWERS, Quint 16-142; MACK, Marlon 18-129; JOHNSON, D'Erne 7-11; TEAM 2-minus 4. SMU-WEST, Braeden 29-120; FREEMAN, Ke'Mon 15-49; HICKS, Ben 3-minus 14.

**PASSING:** USF-FLOWERS, Quint 7-15-1-195. SMU-HICKS, Ben 25-41-2-380; FREEMAN, Ke'Mon 1-1-0-43.

**RECEIVING:** USF-MCCANTS, Tyre 3-105; SCANTLING, Marq 2-84; ADAMS, Rodney 2-6. SMU-SUTTON, Courtland 13-252; CASTILLE, Xavier 5-61; PROCHE, James 3-71; WEST, Braeden 2-17; FREEMAN, Ke'Mon 2-14; WALKER, Shelby 1-8.

NOV. 26, 2016 • GERALD J. FORD STADIUM • DALLAS, TEXAS

GAME 12	[RV/RV] NAVY	75
	SMU	31

DALLAS (AP) -- Will Worth accounted for four touchdowns while becoming the first Navy quarterback with more than 100 yards rushing and 100 yards passing in three consecutive games as the Midshipmen beat SMU 75-31 on Saturday.

Worth ran 15 times for 107 yards and three touchdowns, increasing his FBS-leading total to 25 rushing scores while playing only three quarters. The senior was 5 of 7 for 104 yards and the go-ahead TD just before halftime.

The Midshipmen (9-2, 7-1 AAC), who had already clinched the West Division title, had a season-high 496 yards rushing and their most points since scoring 76 against East Carolina in 2010. They have consecutive 60-point games for the first time since 1917. They will play USF or Temple next Saturday in the American Athletic Conference championship game.

SMU (5-7, 3-5) missed a chance to become bowl eligible in its regular-season finale.

After Navy's first lost fumble in five games led to a touchdown that put SMU up 24-21 late in the first half, the Midshipmen responded with 47 unanswered points.

Worth's 8-yard TD pass to Jamir Tillman with 6 seconds left in the first half put the Midshipmen ahead to stay. They then scored twice in less than a minute right after halftime, on 255-yard fullback Shawn White's 50-yard run and Justin North's 25-yard interception return.

## SCORING SUMMARY

Navy	14	14	28	19	-	75	Record: (9-2, 7-1)
SMU	7	17	0	7	-	31	Record: (5-7, 3-5)

1st	10:41	SMU	Sutton, Courtland 19 yd pass from Hicks, Ben (Williams, Josh kick)
	09:25	NAVY	Worth, Will 29 yd run (Moehring, B kick)
	01:20	NAVY	Worth, Will 5 yd run (Moehring, B kick)
2nd	11:40	SMU	Williams, Josh 26 yd field goal
	09:31	NAVY	Gulley, Toneo 4 yd run (Moehring, B kick)
	05:50	SMU	Hicks, Ben 2 yd run (Williams, Josh kick)
	03:14	SMU	Castille, Xavier 6 yd pass from Hicks, Ben (Williams, Josh kick)
	00:06	NAVY	Tillman, Jamir 8 yd pass from Worth, Will (Moehring, B kick)
3rd	14:02	NAVY	White, Shawn 50 yd run (Moehring, B kick)
	13:03	NAVY	Norton, Justin 26 yd interception return (Moehring, B kick)
	04:05	NAVY	Worth, Will 3 yd run (Moehring, B kick)
	02:05	NAVY	Gulley, Toneo 39 yd run (Moehring, B kick)
4th	13:11	NAVY	Gargiulo, A 2 yd run (Moehring, B kick blocked)
	08:38	NAVY	Abey, Zach 46 yd run (Moehring, B kick failed)
	05:44	SMU	Freeman, Ke'Mon 2 yd run (Williams, Josh kick)
	03:22	NAVY	Mouton, K 7 yd run (Moehring, B kick)

## TEAM STATS

	NAVY	SMU
First Downs	23	27
Rushes-Yards (Net)	48-496	37-96
Passing Yds (Net)	104	331
Passes Att-Comp-Int	9-5-0	46-31-2
Total Offens Play-Yards	57-600	83-427
Fumble Returns-Yards	0-0	0-0
Punt Returns-Yards	0-0	0-0
Kickoff Returns-Yards	3-103	8-141
Interception Returns-Yards	2-26	0-0
Punts (Number-Avg)	0-0.0	2-40.5
Fumbles-Lost	1-1	0-0
Penalties-Yards	4-50	5-40
Possession Time	25:15	34:45
Third-Down Conversions	7 of 8	12 of 19
Fourth-Down Conversions	0 of 0	0 of 2
Red-Zone Scores-Chances	6-6	5-6
Sacks By: Number-Yards	3-24	0-0

**RUSHING:** Navy-ABEY, Zach 7-111; WORTH, Will 15-107; GULLEY, Toneo 3-57; WHITE, Shawn 4-54; DANIEL, Jahmaal 2-49; BONNER, Darryl 1-44; ROMINE, Dishan 3-23; PERRY, Malcolm 1-13; MOUTON, K 2-11; WALKER, Tre 1-11; CASS Jr., C 2-10; SWAIN, Myles 2-7; GARGIULO, A 2-4; TEAM 3-minus 5. SMU-FREEMAN, Ke'Mon 18-58; WEST, Braeden 12-48; GAILLIARD, Myron 1-2; COLBERT JR., Darrel 1-2; HICKS, Ben 5-minus 14.

**PASSING:** Navy-WORTH, Will 5-7-0-104; TEAM 0-2-0-0. SMU-HICKS, Ben 31-44-2-331; COLBERT JR., Darrel 0-1-0-0; FREEMAN, Ke'Mon 0-1-0-0.

**RECEIVING:** Navy-CARMONA, Tyler 1-35; BONNER, Darryl 1-27; ROMINE, Dishan 1-21; CASS Jr., C 1-13; TILLMAN, Jamir 1-8. SMU-CASTILLE, Xavier 8-86; SUTTON, Courtland 6-60; PROCHE, James 6-49; WALKER, Shelby 3-29; FREEMAN, Ke'Mon 2-36; THOMAS, Kevin 2-32; WEST, Braeden 2-11; KAUFMAN, Mitchell 1-16; ROLFE, Austin 1-12.







# SCORING RECORDS

## CAREER POINTS (150+)

1. D. Walker, '45, '47-'49	288 (38 TD, 57 PAT, 1 FG)
Eric Dickerson, 1979-82	288 (48 TD)
3. Zach Line, 2009-12	282 (47 TD)
4. Eddie Garcia, 1978-81	262 (130 PAT, 44 FG)
5. Reggie Dupard, 1982-85	258 (43 TD)
6. Chase Hover, 2011-13	250 (103 FG, 59 PAT)
7. Thomas Morstead, 2005-2008	217 (37 FG, 106 PAT)
8. Redman Hume, 1926-28	211 (34 TD, 7 PAT)
9. Emmanuel Sanders, 2006-2009	210 (35 TD)
10. Kyle Rote, 1948-50	194 (32 TD, 2 PAT)
11. Jeff Atkins, 1983-86	186 (31 TD)
12. Aldrick Robinson, 2007-2010	180 (30 TD)
13. Chris McMurtray, 2002-05	170 (62 PAT, 36 FG)
Brandy Brownlee, 1984-86	170 (80 PAT, 30 FG)
Arthur Whittington, 1974-77	170 (28 TD, 1 PAT)
16. Ramon Flanigan, 1992-97	162 (27 TD)
Emanuel Tolbert, 1976-79	162 (27 TD)
Bobby Wilson, 1933-35	162 (27 TD)
19. Craig James, 1979-82	158 (26 TD, 1 PAT)
20. Jerry LeVias, 1966-68	154 (25 TD, 2 PAT)
21. Alvin Maxson, 1971-73	150 (25 TD)

## SEASON POINTS

1. Eric Dickerson, 1981	114 (19 TD)
2. Redman Hume, 1927	109 (17 TD, 7 PAT)
3. Zach Line, 2011	102 (17 TD)
Eric Dickerson, 1982	102 (17 TD)
5. Chase Hover, 2012	101 (47 PAT, 18 FG)
6. Reggie Dupard, 1985	96 (16 TD)
Reggie Dupard, 1984	96 (16 TD)
8. Eddie Garcia, 1981	91 (37 PAT, 18 FG)
9. Josh Williams, 2016	89 (38 PAT, 17 FG)
10. Doak Walker, 1948	88 (11 TD, 22 PAT)
11. Doak Walker, 1947	87 (11 TD, 18 PAT, 1 FG)
Chase Hover, 2013	87 (33 PAT, 18 FG)
13. Aldrick Robinson, 2010	84 (14 TD)
Shawnbrey McNeal, 2009	84 (14 TD)

## SINGLE-GAME POINTS

1. Zach Line vs. Northwestern State, 2011	30 (5 TD)
2. ShanDerrick Charles vs. UTEP, 2001	24 (4 TD)
Kris Briggs vs. CS Northridge, 1999	24 (4 TD)
Kelsey Adams at Tulsa, 1997	24 (4 TD)
Reggie Dupard vs. Texas, 1985	24 (4 TD)
Eric Dickerson vs. Grambling, 1981	24 (4 TD)
Emanuel Tolbert at Baylor, 1978	24 (4 TD)
Darold Turner at Rice, 1978	24 (4 TD)
G. Hammond vs. N. Mex. St., 1970	24 (4 TD)
M. Richardson vs. Texas A&M, 1968	24 (4 TD)
Don McIlhenny at Kansas, 1955	24 (4 TD)
Redman Hume vs. Trinity, 1928	24 (4 TD)

## CAREER TOUCHDOWNS

1. Eric Dickerson, 1979-82	48
2. Zach Line, 2009-2012	47
3. Reggie Dupard, 1982-85	43
4. Doak Walker, 1945, 1947-49	38
5. Emmanuel Sanders, 2006-09	35
6. Redman Hume, 1926-28	34

## SEASON TOUCHDOWNS

1. Eric Dickerson, 1981	19
2. Zach Line, 2011	17
Eric Dickerson, 1982	17
Redman Hume, 1927	17
5. Reggie Dupard, 1985	16
Reggie Dupard, 1984	16

## SINGLE-GAME TOUCHDOWNS

1. Zach Line vs. Northwestern State, 2011	5
2. 11 players	4
<i>Last by ShanDerrick Charles vs. UTEP, 2001</i>	

## YEARLY SCORING LEADERS

Year	Name	TD	FG	PAT	Pts.
1945	Howard Maley	—	—	—	48
1946	Gene Wilson	—	—	—	24
1947	Doak Walker (3)	*11	1-1	18-22	*87
1948	Doak Walker (6)	*11	—	*22-29	*88
1949	Doak Walker (4)	11	—	17-22	*83
1950	Kyle Rote	13	—	—	78
1951	Benton Musslewhite & Ben White	4	—	—	24
1952	Roy Pace, Al Hansen, Jerry Norton & Dale Moore	3	—	—	18
1953	Ed Bernet	2	—	7-7	19
1954	Duane Nutt	6	—	1-2	37
1955	Don McIlhenny	6	—	—	36
1956	Charlie Jackson	5	—	—	30
1957	Don Meredith	4	—	4-7	28
1958	Don Meredith	8	—	#2	*52
1959	Glynn Gregory, Frank Jackson & Bud Jones	3	—	—	18
1960	Glynn Gregory	2	—	—	12
1961	Tom Sherwin	3	—	—	18
1962	John Richey	—	2-6	8-8	14
	Tommy Brennan	2	—	#1	14
1963	Billy Gannon	7	—	#1	44
1964	Donnie Oefinger	2	—	#2	16
1965	Mac White	6	—	—	36
1966	Jerry LeVias	*9	—	—	*54
1967	Jerry LeVias	7	—	—	42
1968	Mike Richardson	11	—	—	66
1969	Bicky Lesser	4	3-10	4-7	37
1970	Gary Hammond	9	—	—	54
1971	Chipper Johnson	—	10-16	11-12	41
1972	Alvin Maxson	*13	—	—	*78
1973	Keith Bobo	11	—	—	66
1974	Ricky Wesson	10	—	—	60
1975	Wayne Morris	6	—	—	36
1976	Arthur Whittington	11	—	—	66
1977	Arthur Whittington	10	—	—	60
1978	Emanuel Tolbert	11	—	—	66
1979	Eddie Garcia	—	8-14	26-26	50
1980	Eddie Garcia	—	11-21	*34-34	*67
1981	Eric Dickerson (3)	*19	—	—	*114
1982	Eric Dickerson (6)	*17	—	—	*102
1983	Jeff Harrell	—	13-23	30-32	69
1984	Reggie Dupard	16	—	—	96
1985	Reggie Dupard (8T)	*16	—	—	*96
1986	Jeff Atkins	10	—	—	60
1989	Jason Wolf	8	—	#1	50
1990	Michael Bowen	7	—	#1	44
1991	Rongea Hill	8	—	—	48
1992	Russell Anderson	—	8-12	24-25	48
1993	John Stewart	—	13-17	23-23	62
1994	Ramon Flanigan	12	—	0-1	72
1995	Kevin Thornal	6	—	—	36
1996	Daniel Hernandez	—	15	25	70
1997	Roy Rios	—	12	25	61
1998	Rodnick Phillips	10	—	—	60
1999	Kris Briggs	6	—	—	36
2000	Jacob Crowley	—	10-21	19-19	49
2001	Jacob Crowley	—	13-20	23-24	62
2002	Kris Briggs	8	—	—	48
2003	Chris McMurtray	—	10-14	10-11	40
2004	Chris McMurtray	—	7-8	21-23	42
2005	Chris McMurtray	—	18-22	21-22	75
2006	Thomas Morstead	—	13-18	34-35	73
2007	Thomas Morstead	—	13-20	43-43	82
2008	Aldrick Robinson	11	—	—	66
2009	Shawnbrey McNeal	14	—	—	84
2010	Aldrick Robinson	14	—	—	84
2011	Zach Line	17	—	—	102
2012	Chase Hover	—	18-29	47-49	101
2013	Chase Hover	—	18-21	33-35	87
2014	Cody Rademacher	—	9-17	12-12	39
2015	Chad Hedlund	—	8-11	43-43*	67
2016	Josh Williams	—	17-22	38-38	89

\* Number of 2-point conversions; \* Led Conference; (#) Indicates national ranking - top 10 only



# RUSHING RECORDS

## CAREER ATTEMPTS (500+)

1. Eric Dickerson, 1979-82	790
2. Zach Line, 2009-12	778
3. Craig James, 1979-82	775
4. Keylon Kincade, 2000-03	754
5. Jeff Atkins, 1983-86	675
6. Reggie Dupard, 1982-85	635
7. Donte Womack, 1994-97	616
8. Wayne Morris, 1972-75	605
9. Ramon Flanigan, 1992-97	569
10. Alvin Maxson, 1971-73	558

## SEASON ATTEMPTS (230+)

1. Keylon Kincade, 2002	327
2. Keylon Kincade, 2003	317
3. Zach Line, 2012	277
4. Eric Dickerson, 1981	255
5. Zach Line, 2010	244
6. Rodnick Phillips, 1998	239
7. Shawnbrey McNeal, 2009	236
8. Craig James, 1981	233
9. Eric Dickerson, 1982	232
10. Kris Briggs, 2000	231

Senior:	317, Keylon Kincade, 2003
Junior:	327, Keylon Kincade, 2002
Sophomore:	244, Zach Line, 2010
Freshman:	185, DeMyron Martin, 2005

## SINGLE-GAME ATTEMPTS

1. Keylon Kincade vs. La. Tech, 2002	46
2. Mike Richardson vs. Texas A&M, 1968	39
3. Donte Womack vs. Arkansas, 1997	38
4. Keylon Kincade vs. Texas Tech, 2002	37
Rongea Hill at Tulane, 1991	37
6. Keylon Kincade at Tulsa, 2003	36
Keylon Kincade at TCU, 2002	36
Gary Hammond vs. Texas A&M, 1970	36
9. Arthur Whittington at Rice, 1976	35
10. Three players	34
Last: Keylon Kincade at Rice, 2002	

Senior:	39, M. Richardson vs. Texas A&M, 1968
Junior:	46, K. Kincade vs. La. Tech, 2002
Sophomore:	34, K. Shepard at N. Mexiko, 1992
Freshman:	30, DeMyron Martin vs. UTEP, 2005

## CAREER YARDAGE (1,500+)

1. Eric Dickerson, 1979-82	4,450
2. Zach Line, 2009-12	4,185
3. Reggie Dupard, 1982-85	3,772
4. Craig James, 1979-82	3,743
5. Jeff Atkins, 1983-86	3,260
6. Wayne Morris, 1972-75	3,044
7. Keylon Kincade, 2000-03	3,038
8. Donte Womack, 1994-97	2,790
9. Alvin Maxson, 1971-73	2,734
10. Arthur Whittington, 1974-77	2,213
11. Kris Briggs, 1999-2002	2,106
12. Kyle Rote, 1948-50	2,049
13. Doak Walker, 1945, 1947-49	1,954
14. Rodnick Phillips, 1996-99	1,857
15. David Bostick, 1973-75	1,855
16. DeMyron Martin, 2005-2008	1,846
17. Ramon Flanigan, 1992-97	1,797
18. Ricky Wesson, 1973-75	1,609
19. Rongea Hill, 1989-92	1,607
20. Mike Richardson, 1966-68	1,555
21. Kelsey Adams, 1995-98	1,540

## SEASON YARDAGE (1,000+)

1. Eric Dickerson, 1982	1,617
2. Zach Line, 2010	1,494
3. Eric Dickerson, 1981	1,428
4. Keylon Kincade, 2003	1,280
5. Keylon Kincade, 2002	1,279
6. Reggie Dupard, 1985	1,278
Zach Line, 2012	1,278
8. Reggie Dupard, 1983	1,249
9. Zach Line, 2011	1,224
10. Shawnbrey McNeal, 2009	1,188
11. Reggie Dupard, 1984	1,160
12. Craig James, 1981	1,147
13. Rodnick Phillips, 1998	1,115
14. Braeden West, 2016	1,036
15. Mike Richardson, 1968	1,034
16. Alvin Maxson, 1971	1,012
17. Alvin Maxson, 1972	1,005

Senior:	1,617, Eric Dickerson, 1982
Junior:	1,428, Eric Dickerson, 1981
Sophomore:	1,494, Zach Line, 2010
Freshman:	884, Wayne Morris, 1972

## SINGLE-GAME YARDAGE (200+)

1. Mike Richardson vs. Texas A&M, 1968	244
2. ShanDerrick Charles at SJSU, 2001	243
3. Eric Dickerson vs. Houston, 1982	241
4. Craig James vs. BYU, 1980	225
5. Braeden West vs. Liberty, 2016	220
6. Jeff Atkins vs. Rice, 1983	218
7. ShanDerrick Charles vs. UTEP, 2001	212
Donte Womack vs. Arkansas, 1997	212
9. Zach Line vs. Marshall, 2010	202
Wayne Morris vs. Texas, 1975	202
11. Eric Dickerson vs. Texas A&M, 1982	200

Senior:	244, M. Richardson vs. Texas A&M, 1968
Junior:	191, Reggie Dupard at UNLV, 1984
Sophomore:	225, C. James vs. BYU, 1980
Freshman:	243, S. Charles at SJSU, 2001

## CAREER AVERAGE PER CARRY

Minimum 500 carries

Reggie Dupard, 1982-85	5.9
------------------------	-----

## SEASON AVERAGE PER CARRY

Minimum 100 carries

Eric Dickerson, 1982	7.0
----------------------	-----

## SINGLE-GAME AVERAGE PER CARRY

Minimum 20 carries

Jeff Atkins vs. Rice, 1983	10.9
----------------------------	------

Minimum 15 carries

Jeff Atkins vs. Rice, 1983	10.9
----------------------------	------

Minimum 10 carries

Eric Dickerson vs. Texas A&M, 1982	14.3
------------------------------------	------

## CAREER TOUCHDOWNS

1. Zach Line, 2009-12	47
Eric Dickerson, 1979-82	47
3. Reggie Dupard, 1982-85	41
4. Doak Walker, 1945, 1947-49	31
5. Ramon Flanigan, 1992-97	27
6. Alvin Maxson, 1971-73	24
Kyle Rote, 1948-50	24



ERIC DICKERSON

## SEASON TOUCHDOWNS

1. Eric Dickerson, 1981	19
2. Zach Line, 2011	17
Eric Dickerson, 1982	17
4. Reggie Dupard, 1984	16
Redman Hume, 1927	16
6. Reggie Dupard, 1985	14

## SINGLE-GAME TOUCHDOWNS

1. Zach Line vs. Northwestern State, 2011	5
2. Several players	4
Last by ShanDerrick Charles vs. UTEP, 2001	

## LONGEST RUNS

1. Kris Briggs vs. Tulsa, 2002	96t
2. C. Morrison/J. Jacobs vs. Texas, 1985*	95t
3. Jim Hagle vs. Texas, 1965	93t
4. Preston Johnston vs. Auburn, 1940	92t
5. Frank Eidom vs. Rice, 1953	91
6. Frank Jackson, vs. Texas Tech, 1959	87
7. Donte Womack vs. UTEP, 1996	84t
8. Wayne Morris vs. New Mexico St., 1972	82t
9. Craig James vs. North Texas, 1980	80t
Bill Ball at Rice, 1976	80t

t - indicates a TD was scored on the play

\* - Morrison 65-yard run,

Jacobs recovery of fumble and run for 30

## CAREER 100-YARD RUSHING GAMES

1. Eric Dickerson	28
2. Zach Line	20
3. Reggie Dupard	16
Craig James	16
5. Keylon Kincade	15
Jeff Atkins	15
7. Alvin Maxson	10
Donte Womack	10
9. Wayne Morris	8
Kyle Rote	8
Arthur Whittington	8
12. Zach Line	7
David Bostick	7
Rongea Hill	7
DeMyron Martin	7

## QB CAREER RUSHING YARDS

1. Ricky Wesson, 1973-76	1,994
2. Ramon Flanigan, 1992-97	1,797
3. Matt Davis, 2014-16	1,465
4. Mac White, 1963-66	1,281
5. Justin Willis, 2006-08	1,063

## QB SEASON RUSHING YARDS

1. Ricky Wesson, 1974	855
2. Matt Davis, 2015	761
3. Justin Willis, 2007	699
4. Matt Davis, 2014	613
5. Mac White, 1966	606
6. Ramon Flanigan, 1994	502



## YEARLY RUSHING LEADERS

Year	Leader	Att.	Yds.	Avg.	TD
1945	Paul Page	23	355	15.4	5
1946	Paul Page	48	209	4.4	3
1947	Doak Walker	163	*684	4.2	8
1948	Doak Walker	108	532	4.9	8
1949	Kyle Rote	142	*777	5.5	8
1950	Kyle Rote	152	762	5.0	12
1951	Jerry Norton	128	438	3.4	3
1952	Jerry Norton	148	383	3.6	3
1953	Frank Eidom	63	273	4.3	1
1954	Frank Eidom	126	677	5.4	1
1955	Don McIlhenny	104	544	5.2	6
1956	Charlie Jackson	97	571	5.9	4
1957	Charlie Jackson	42	234	5.6	1
1958	Tirey Willemo	48	350	7.3	2
1959	Glynn Gregory	50	269	5.4	1
1960	Frank Jackson	80	269	3.4	0
1961	Billy Gannon	57	187	3.2	1
1962	Don Campbell	76	299	3.9	1
1963	John Roderick	60	345	5.8	3
1964	Floyd Burke	51	174	3.4	2
1965	Mac White	176	486	2.7	6
1966	Mac White	135	606	4.4	6
1967	Daryl Doggett	33	172	5.2	0
1968	Mike Richardson	207	1,034	5.0	11
1969	Daryl Doggett	189	809	4.2	4
1970	Gary Hammond	228	891	3.9	6
1971	Alvin Maxson	219	*1,012	4.7	5
1972	Alvin Maxson	224	1,005	4.5	12
1973	Alvin Maxson	115	717	6.2	7
1974	Ricky Wesson	181	885	4.9	10
1975	Wayne Morris	163	800	4.9	4
1976	Arthur Whittington	161	789	4.9	7
1977	Arthur Whittington	205	824	4.0	9
1978	Derek Shelton	98	332	3.4	3
1979	Craig James	168	761	4.5	4
1980	Eric Dickerson	188	928	4.9	5
1981	Eric Dickerson (6)	255	*1,428	5.6	19
1982	Eric Dickerson (3)	232	*1,617	7.0	17
1983	Reggie Dupard (7)	197	*1,249	6.3	9
1984	Reggie Dupard	196	1,160	5.9	16
1985	Reggie Dupard (8)	229	*1,278	5.6	14
1986	Jeff Atkins	201	796	4.0	10
1989	Kevin Love	112	423	3.8	6
1990	Kevin Love	131	469	3.6	3
1991	Rongea Hill	168	663	3.9	6
1992	Rongea Hill	128	512	4.0	4
1993	Kevin Shepard	112	463	4.1	1
1994	Ramon Flanigan	182	502	2.8	12
1995	Donte Womack	208	758	3.6	3
1996	Donte Womack	160	887	5.5	5
1997	Donte Womack	181	775	4.3	4
1998	Rodnick Phillips	239	1,115	4.7	9
1999	Kris Briggs	102	522	5.1	6
2000	Kris Briggs	231	828	3.6	3
2001	ShanDerrick Charles	134	860	6.4	7
2002	Keylon Kincade	327	1,279	3.9	7
2003	Keylon Kincade	317	1,280	4.0	4
2004	Jerad Romo	87	434	5.0	4
2005	DeMyron Martin	185	854	4.6	7
2006	DeMyron Martin	92	369	4.0	0
2007	Justin Willis	180	699	3.9	3
2008	Andrew McKinney	46	190	4.1	1
2009	Shawnbrey McNeal	236	1,188	5.0	12
2010	Zach Line	244	1,494	6.1	10
2011	Zach Line	208	1,224	5.9	17
2012	Zach Line	277	1,278	4.6	13
2013	Prescott Line	90	342	3.7	3
2014	Matt Davis	108	613	5.7	4
2015	Matt Davis	187	761	4.1	10
2016	Braeden West	202	1,036	5.1	6

\*Led Conference - (#) Indicates top 10 national ranking

## 100-YARD RUSHING GAMES

Name, Year	Opponent	Att-Yds-TD
Mike Richardson, 1968	Texas A&M	39-244-3
ShanDerrick Charles, 2001	at San Jose State	27-243-1
Eric Dickerson, 1982	Houston	27-241-1
Craig James, 1980	BYU	23-225-2
Braeden West, 2016	Liberty	24-220-2
Jeff Atkins, 1983	Rice	20-218-2
Donte Womack, 1997	Arkansas	38-212-1
ShanDerrick Charles, 2001	UTEP	27-212-4
Wayne Morris, 1975	Texas	21-202-2
Zach Line, 2010	Marshall	30-202-1
Eric Dickerson, 1982	Texas A&M	14-200-3
Kris Briggs, 2002	Tulsa	20-198-2
Paul Page, 1945	at TCU	8-195-3
Matt Davis, 2014	at Connecticut	22-191-1
Reggie Dupard, 1984	at UNLV	22-191-2
Gary Hammond, 1970	Texas A&M	36-190-0
Eric Dickerson, 1981	Rice	26-186-1
Rodnick Phillips, 1998	at Rice	23-185-2
Keylon Kincade, 2003	at Tulsa	36-185-1
Charles Wagoner, 1979	North Texas	26-184-1
Reggie Dupard, 1985	at Houston	31-184-2
Eric Dickerson, 1982	Tulane	19-183-2
Reggie Dupard, 1985	TCU	21-182-2
Matt Davis, 2014	at Tulsa	28-181-2
Alvin Maxson, 1971	New Mexico State	29-179-1
Eric Dickerson, 1982	North Texas	24-179-2
Zach Line, 2010	at Tulane	23-177-2
Zach Line, 2012	at Tulane	28-177-0
Reggie Dupard, 1983	at Arkansas	19-175-2
Arthur Whittington, 1976	at Rice	35-174-2
Reggie Dupard, 1983	Rice	29-172-0
DeMyron Martin, 2005	Rice	26-171-1
Arthur Whittington, 1976	North Texas	20-170-3
Alvin Maxson, 1972	Wake Forest	22-169-4
Keylon Kincade, 2001	at Tulsa	27-169-1
Shawnbrey McNeal, 2009	UTEP	18-169-1
Reggie Dupard, 1983	UT Arlington	13-168-1
Mike Richardson, 1968	N.C. State	29-167-1
Jeff Atkins, 1984	at UNLV	19-167-2
Wayne Morris, 1973	at Rice	25-166-3
Rongea Hill, 1991	at Tulane	37-166-1
Eric Dickerson, 1982	at UTEP	16-165-2
Eric Dickerson, 1981	UT Arlington	23-164-1
Frank Eidom, 1954	at Arkansas	22-163-3
Wayne Morris, 1975	Arkansas	31-163-0
Zach Line, 2011	at Southern Miss	22-163-0
John Marshall, 1954	TCU	16-162-1
Craig James, 1979	at Arkansas	28-162-0
Craig James, 1981	Rice	20-161-0
Eric Dickerson, 1982	TCU	27-160-2
Keylon Kincade, 2002	Texas Tech	37-160-1
Eric Dickerson, 1981	Baylor	29-158-3
Keylon Kincade, 2002	Louisiana Tech	46-158-2
Shawnbrey McNeal, 2009	Stephen F. Austin	19-158-1
Tennell Atkins, 1976	at Texas	26-157-0
Donte Womack, 1996	at UTEP	12-157-2
Kevin Shepard, 1992	at New Mexico	34-156-0
Matt Davis, 2015	Tulane	16-156-1
Wayne Morris, 1973	at Oregon State	22-155-0
Reggie Dupard, 1983	Texas Tech	22-155-1
Mike Richardson, 1968	Baylor	24-154-1
Wayne Morris, 1972	Wake Forest	18-154-1
Larry Wilson, 1991	at Vanderbilt	18-154-0
Reggie Dupard, 1982	TCU	26-153-1
Kelsey Adams, 1997	Rice	23-152-1
Daryl Doggett, 1969	at Baylor	31-151-0
Rodnick Phillips, 1998	at Navy	34-151-2
Kyle Rote, 1950	at Rice	22-150-1
James Mapps, 2007	UTEP	26-149-2
David Bostick, 1973	at Baylor	21-148-0
Ramon Flanigan, 1993	at Navy	15-148-1
Eric Dickerson, 1980	at Rice	22-147-0
Shawnbrey McNeal, 2009	Tulane	26-147-2
Benton Musslewhite, 1951	Missouri	10-146-1
John Roderick, 1963	Navy	11-146-2
Craig James, 1980	at Texas	19-146-1
Johnnie Freeman, 1999	at Tulane	7-146-1
Ricky Wesson, 1974	Rice	24-145-2
Brian Duncan, 1973	Virginia Tech	14-144-0
Mike Richardson, 1968	Rice	31-143-3
Jeff Atkins, 1983	UT Arlington	21-143-1
Kelsey Adams, 1997	at Tulsa	25-143-4
Zach Line, 2011	Tulane	25-143-3
Wayne Morris, 1972	New Mexico State	13-142-1
Craig James, 1980	North Texas	15-142-2
Eric Dickerson, 1981	Grambling	20-142-2
Mac White, 1966	Rice	18-141-0
Jerry Norton, 1952	at Rice	24-140-1
Jerry Norton, 1952	Texas A&M	32-140-2



Eric Dickerson, 1981	at Arkansas	25-140-1
Rongea Hill, 1991	at TCU	28-140-0
Alvin Maxson, 1973	Santa Clara	10-139-2
Jeff Atkins, 1985	at TCU	23-139-3
Craig James, 1981	North Texas	26-137-2
Donte Womack, 1995	Arkansas	21-137-1
Donte Womack, 1996	Missouri	22-137-1
Kelsey Adams, 1998	at Navy	18-137-0
Kris Briggs, 1999	vs. Cal State Northridge	7-137-4
DeMyron Martin, 2007	Rice	16-137-0
Arthur Whittington, 1977	at Houston	26-136-2
Craig James, 1981	UT Arlington	23-136-3
Keylon Kincade, 2003	Fresno State	28-136-0
Zach Line, 2011	at Memphis	20-136-3
Zach Line, 2012	at Baylor	25-135-0
Zach Line, 2011	Navy	24-135-0
Alvin Maxson, 1972	at Florida	26-134-2
Craig James, 1981	Texas Tech	24-134-0
Jeff Atkins, 1983	Texas Tech	22-134-1
Reggie Dupard, 1983	Baylor	22-133-0
Arthur Whittington, 1977	Rice	25-132-2
Kris Briggs, 2002	at Hawaii	12-132-1
James Mapps, 2006	Arkansas State	14-132-1
Reggie Dupard, 1985	UTEP	20-131-2
Shawnbrey McNeal, 2009	Navy	15-131-0
Kyle Rote, 1950	Georgia Tech	12-130-2
Daryl Doggett, 1969	Texas Tech	26-130-1
Craig James, 1982	at Rice	20-130-1
Donte Womack, 1996	New Mexico	8-130-2
Mike Livingston, 1966	Baylor	17-129-1
Eric Dickerson, 1981	Texas Tech	19-129-0
Rongea Hill, 1992	Houston	24-129-3
Donte Womack, 1994	New Mexico	13-129-1
DeMyron Martin, 2005	East Carolina	22-129-1
Zach Line, 2011	at Texas A&M	22-128-1
Zach Line, 2012	Memphis	23-127-1
Charles Jackson, 1957	at California	10-127-1
Keylon Kincade, 2002	at TCU	36-127-1
Keylon Kincade, 2003	UTEP	31-127-2
Kyle Rote, 1950	Texas A&M	27-126-2
Eric Dickerson, 1981	North Texas	23-126-2
Matt Davis, 2015	North Texas	17-125-2
Jeff Atkins, 1983	Baylor	14-125-1
Eric Dickerson, 1983	vs. Pitt	27-124-0
Donte Womack, 1996	Utah	21-124-0
Kelsey Adams, 1997	Wyoming	28-124-1
Braeden West, 2016	at Tulsa	22-124-1
Gary Hammond, 1970	New Mexico State	26-123-4
Alvin Maxson, 1972	at Arkansas	22-123-2
David Bostick, 1974	at Ohio State	20-123-0
Eric Dickerson, 1979	Rice	22-123-3
Eric Dickerson, 1981	at Texas A&M	21-123-3
Reggie Dupard, 1983	at Texas A&M	30-123-0
ShanDerrick Charles, 2001	at Nevada	22-123-0
Arthur Whittington, 1977	Tulane	15-122-1
Craig James, 1982	TCU	22-122-0
Rodnick Phillips, 1998	at Hawaii	18-122-1
Keylon Kincade, 2002	at Rice	34-122-0
Keylon Kincade, 2002	San Jose State	30-121-1
Keylon Kincade, 2003	at Nevada	31-121-1
Daryl Doggett, 1969	at Rice	26-120-3
Alvin Maxson, 1971	at Rice	22-120-1
Alvin Maxson, 1971	at Baylor	24-120-0
Jeff Atkins, 1983	Alabama	9-120-0
Rongea Hill, 1990	Vanderbilt	11-120-0
Zach Line, 2011	at TCU	21-120-0
Braeden West, 2016	USF	29-120-0
Eric Dickerson, 1982	at Texas	19-119-1
Rongea Hill, 1992	Tulane	25-119-1
Donte Womack, 1997	Navy	25-119-1
Rodnick Phillips, 1998	Mississippi	22-119-1
Rodnick Phillips, 1999	Fresno State	26-119-1
Braeden West, 2016	at Tulane	22-119-2
Kyle Rote, 1948	Baylor	20-118-2
David Bostick, 1974	Texas Tech	26-118-1
Craig James, 1981	at Arkansas	18-118-1
Kelsey Adams, 1997	at Utah	26-118-1
DeMyron Martin, 2005	TCU	26-118-2
Zach Line, 2011	at Tulsa	22-118-1
Arthur Whittington, 1976	vs. Arkansas	29-117-0
Reggie Dupard, 1985	Texas	25-117-4
Reggie Dupard, 1985	at Oklahoma	24-117-2
Kevin Love, 1990	Vanderbilt	19-117-0
DeMyron Martin, 2005	UTEP	30-117-0
Mike Richardson, 1968	at Auburn	17-116-0
Alvin Maxson, 1971	Texas Tech	30-116-0
Matt Davis, 2015	Baylor	24-115-0
Kyle Rote, 1949	Notre Dame	24-115-3
James Hagle, 1965	Texas	7-115-1
Eric Dickerson, 1982	at Texas Tech	21-115-2
Kris Briggs, 2000	Tulsa	29-115-1
Xavier Jones, 2016	at North Texas	11-115-1

Braeden West, 2016	Houston	18-115-1
Wayne Morris, 1974	Oregon State	18-114-1
Reggie Dupard, 1984	Houston	9-114-1
Foy Munlin, 2004	San Jose State	16-114-1
Justin, Willis, 2007	at Memphis	23-114-1
Zach Line, 2011	Utah	20-114-2
Zach Line, 2012	Houston	22-113-2
Mac White, 1965	at TCU	24-113-0
Eric Dickerson, 1979	at Wichita State	20-113-2
Eric Dickerson, 1981	at TCU	20-113-2
Ramon Flanigan, 1994	New Mexico	22-113-2
Kris Briggs, 2000	Nevada	23-113-0
Keylon Kincade, 2003	at Baylor	30-113-0
Jerry Norton, 1951	at Texas A&M	24-112-1
Wayne Morris, 1974	Texas A&M	19-112-0
Eric Dickerson, 1980	at Baylor	22-112-1
Jeff Atkins, 1984	Notre Dame (n)	17-112-1
Doak Walker, 1947	Missouri	16-111-2
Kyle Rote, 1949	Baylor	16-111-1
Mac White, 1966	Illinois	17-111-2
Eric Dickerson, 1980	North Texas	17-111-0
Jeff Atkins, 1983	at TCU	17-111-1
Reggie Dupard, 1984	at Rice	26-111-2
Ramon Flanigan, 1997	at Tulsa	11-111-1
Ke'Mon Freeman, 2016	at East Carolina	18-111-1
Tirey Wilemon, 1958	at Missouri	7-110-1
Eric Dickerson, 1980	BYU	23-110-2
Craig James, 1982	Tulane	16-110-1
Daryl Doggett, 1969	TCU	23-109-0
David Bostick, 1975	at Wake Forest	25-109-1
Eric Dickerson, 1981	at Houston	21-109-2
Jerry Norton, 1951	Missouri	19-108-1
Don McIlhenny, 1954	at Rice	23-108-1
Ricky Wesson, 1974	Virginia Tech	17-108-2
Keith Bobo, 1973	TCU	18-107-3
Ricky Wesson, 1973	at Rice	19-107-0
David Bostick, 1973	TCU	20-107-0
Eric Dickerson, 1980	Arkansas	18-107-1
Jacques Smith, 1993	Rice	14-107-0
Kris Briggs, 2000	San Jose State	24-107-0
Kyle Rote, 1950	at Missouri	17-106-2
Frank Eidom, 1953	Rice	7-106-0
Alvin Maxson, 1972	Baylor	23-106-0
David Bostick, 1975	at Texas Tech	23-106-1
Mitchell Bennett, 1980	Arkansas	3-106-1
Donte Womack, 1995	at Texas A&M	26-106-1
Doak Walker, 1949	Missouri	6-105-3
David Bostick, 1974	at TCU	15-105-0
Keylon Kincade, 2002	Tulsa	18-105-1
Zach Line, 2012	Texas A&M	16-104-0
Doak Walker, 1947	at Santa Clara	14-104-2
Ricky Wesson, 1974	at Arkansas	24-104-0
Craig James, 1981	Grambling	21-104-2
Donte Womack, 1995	Texas	24-104-0
Kelsey Adams, 1997	UTEP	17-104-2
Fred Turner, 2006	Sam Houston State	9-104-0
Braeden West, 2016	at East Carolina	20-104-0
Alvin Maxson, 1971	Arkansas	17-103-0
Rex Garner, 1974	Oregon State	15-103-2
Ricky Wesson, 1974	at TCU	16-103-3
Eric Dickerson, 1979	Baylor	22-103-1
Craig James, 1982	at UTEP	18-103-0
Reggie Dupard, 1984	Notre Dame	23-103-1
Keylon Kincade, 2003	Boise State	21-103-0
Kyle Rote, 1949	at TCU	13-102-1
Arthur Whittington, 1977	at TCU	20-102-1
Craig James, 1980	Arkansas	23-102-2
Eric Dickerson, 1982	at Rice	25-102-1
Jeff Atkins, 1985	UTEP	23-102-1
Johnnie Freeman, 2000	Tulane	6-102-1
Keylon Kincade, 2002	at Fresno State	25-102-0
Matt Davis, 2015	Temple	17-102-1
Charles Jackson, 1956	at Duke	13-101-0
Arthur Whittington, 1975	TCU	22-101-0
Keylon Kincade, 2002	Navy	20-101-0
DeMyron Martin, 2006	at Rice	15-101-0
Craig James, 1979	North Texas	18-100-0
Ramon Flanigan, 1997	Rice	14-100-2
DeMyron Martin, 2007	at TCU	19-100-1

### TOP QB RUSHING PERFORMANCES (100+)

Matt Davis, 2014	at Connecticut	22-191-1
Matt Davis, 2014	at Tulsa	28-181-2
Matt Davis, 2015	Tulane	16-156-1
Ramon Flanigan, 1993	at Navy	15-148-1
Matt Davis, 2015	North Texas	17-125-2
Matt Davis, 2015	Baylor	24-115-0
Justin Willis, 2007	at Memphis	23-114-1
Mac White, 1965	at TCU	24-113-0
Ramon Flanigan, 1994	New Mexico	22-113-2
Mac White, 1966	Illinois	17-111-2
Matt Davis, 2015	Temple	17-102-1

# PASSING RECORDS

## CAREER ATTEMPTS

1. Chuck Hixson, 1968-70	1,115
2. Mike Romo, 1989-92	1,034
3. Garrett Gilbert, 2012-13	1,010
4. Mike Ford, 1977-80	885
5. Ramon Flanigan, 1992-97	829
6. Kyle Padron, 2009-11	729
7. Justin Willis, 2006-08	684
8. Bo Levi Mitchell, 2008-09	676
9. Josh McCown, 1998-2000	664
10. Dan Freiburger, 1989-92	627

## SEASON ATTEMPTS (300+)

1. Kyle Padron, 2010	508
2. Garrett Gilbert, 2012	506
3. Garrett Gilbert, 2013	504
4. Mike Romo, 1989	503
5. Chuck Hixson, 1968	468
6. J.J. McDermott, 2011	455
7. Ben Hicks, 2016	422
8. Justin Willis, 2007	414
9. Mike Romo, 1990	412
10. Bo Levi Mitchell, 2008	410
11. Dan Freiburger, 1992	390
12. Mike Ford, 1978	389
13. Chuck Hixson, 1969	362
14. Matt Davis, 2015	336
15. Josh McCown, 2000	331
16. Ramon Flanigan, 1994	312

## SINGLE-GAME ATTEMPTS (50+)

1. Garrett Gilbert vs. Rutgers, 2013	70
2. Chuck Hixson at Ohio State, 1968	69
3. Garrett Krstich at East Carolina, 2014	67
4. Mike Romo vs. Connecticut, 1989	64
5. Garrett Gilbert vs. Texas Tech, 2013	62
Garrett Gilbert at Texas A&M, 2013	62
Mike Romo at Rice, 1990	62
8. Mike Romo vs. Texas Tech, 1989	60
9. Garrett Gilbert at Baylor, 2012	59
10. Josh McCown at Houston, 2000	57
Bo Levi Mitchell at Washington St., 2009	57
12. Dan Freiburger at Rice, 1992	55
13. Kelan Luker vs. La. Tech, 2001	54
14. Garrett Gilbert vs. Temple, 2013	53
Chris Sanders at Air Force, 1998	53
Chuck Hixson vs. Air Force, 1969	53
17. Garrett Gilbert vs. Connecticut, 2013	52
Ben Hicks at Tulsa, 2016	52
19. Dan Freiburger, TCU, 1992	51
Chuck Hixson, Baylor, 1968	51
Garrett Gilbert at Tulane, 2012	51

## CAREER COMPLETIONS (250+)

1. Chuck Hixson, 1968-70	642
2. Garrett Gilbert, 2012-2013	603
3. Mike Romo, 1989-92	601
4. Mike Ford, 1977-80	475
5. Kyle Padron, 2009-11	446
6. Ramon Flanigan, 1992-97	438
7. Justin Willis, 2006-08	424
8. Bo Levi Mitchell, 2008-09	385
9. Dan Freiburger, 1989-92	349
10. Josh McCown, 1998-2000	340
11. Matt Davis, 2014-2016	280
12. J.J. McDermott, 2010-11	274
13. Fred Benners, 1949-51	266

## SEASON COMPLETIONS (200+)

1. Garrett Gilbert, 2013	335
2. Kyle Padron, 2010	302
3. Mike Romo, 1989	282
4. J.J. McDermott, 2011	272
5. Garrett Gilbert, 2012	268
6. Chuck Hixson, 1968	265
7. Mike Romo, 1990	250
8. Justin Willis, 2007	242
9. Bo Levi Mitchell, 2008	236
10. Ben Hicks, 2016	234
11. Dan Freiburger, 1992	229
12. Mike Ford, 1978	224
13. Chuck Hixson, 1969	217

## SINGLE-GAME COMPLETIONS

1. Garrett Gilbert vs. Rutgers, 2013	45
2. Garrett Krstich at East Carolina, 2014	42
3. Garrett Gilbert vs. Texas Tech, 2013	41
4. Mike Romo at Rice, 1990	40
Bo Levi Mitchell at Washington St., 2009	40
6. Mike Romo vs. Arkansas, 1990	39
7. Garrett Gilbert at Cincinnati, 2013	38
Mike Romo vs. Texas Tech, 1989	38
9. Garrett Gilbert at Texas A&M, 2013	37
Garrett Gilbert vs. Temple, 2013	37
Chuck Hixson at Ohio State, 1968	37
12. Dan Freiburger at Rice, 1992	36
Mike Ford at Ohio State, 1978	36
14. Garrett Gilbert vs. Montana State	35
Justin Willis at Memphis, 2007	35
16. Mike Romo vs. Connecticut, 1989	34
Chuck Hixson vs. Air Force, 1969	34
Garrett Gilbert at Baylor, 2012	34

## CAREER YARDAGE (3,000+)

1. Chuck Hixson, 1968-70	7,179
2. Garrett Gilbert, 2012-13	6,460
3. Mike Ford, 1977-80	6,239
4. Mike Romo, 1989-92	6,041
5. Kyle Padron, 2009-11	5,902
6. Ramon Flanigan, 1992-97	5,640
7. Justin Willis, 2006-08	4,991
8. Bo Levi Mitchell, 2008-09	4,590
9. Josh McCown, 1998-2000	4,019
10. Dan Freiburger, 1989-92	3,769
11. Lance McIlhenny, 1980-83	3,512
12. J.J. McDermott, 2010-11	3,454
13. Fred Benners, 1949-51	3,373
14. Matt Davis, 2014-16	3,273
15. Don Meredith, 1957-59	3,130

## SEASON YARDAGE (2,000+)

1. Kyle Padron, 2010	3,828
2. Garrett Gilbert, 2013	3,528
3. J.J. McDermott, 2011	3,421
4. Chuck Hixson, 1968	3,103
5. Mike Ford, 1978	3,007
6. Justin Willis, 2007	2,944
7. Garrett Gilbert, 2012	2,932
8. Ben Hicks, 2016	2,930
9. Mike Romo, 1989	2,927
10. Bo Levi Mitchell, 2008	2,865
11. Dan Freiburger, 1992	2,580
12. Mike Romo, 1990	2,434
13. Chuck Hixson, 1969	2,313
14. Matt Davis, 2015	2,263
15. Mike Ford, 1977	2,064
16. Justin Willis, 2007	2,047

Senior: 3,528, Garrett Gilbert, 2013

Junior: 2,932, Garrett Gilbert, 2012

Sophomore: 3,828, Kyle Padron, 2010

Freshman: 2,930, Ben Hicks, 2016

## SINGLE-GAME PASSING YARDAGE (300+)

1. Garrett Gilbert vs. Temple, 2013	538
2. Garrett Gilbert vs. Rutgers, 2013	484
3. Kyle Padron vs. Nevada, 2009	460
4. Mike Romo vs. North Texas, 1989	450
5. Mike Romo at Rice, 1990	449
6. Bo Levi Mitchell at Washington St., 2009	424
7. Josh McCown at UTEP, 2000	420
8. Chuck Hixson at Ohio State, 1968	417
9. Mike Romo vs. Texas Tech, 1989	408
10. Garrett Gilbert at Cincinnati, 2013	403
11. Mark Eldred at Houston, 1993	399
12. Dan Freiburger at Rice, 1992	393
13. Garrett Gilbert vs. Texas Tech, 2013	388
14. Chuck Hixson at Texas, 1970	381
Kyle Padron vs. Tulsa, 2010	381
16. Ben Hicks vs. USF, 2016	380
17. Mike Livingston vs. Texas, 1967	378
18. Justin Willis at Memphis, 2007	375
19. Dan Freiburger vs. TCU, 1992	372
20. Mike Romo vs. Connecticut, 1989	371
Kyle Padron at Rice, 2010	371
22. Bo Levi Mitchell vs. Texas State, 2008	370
23. Bo Levi Mitchell vs. Houston, 2008	365
24. Mike Romo vs. Arkansas, 1990	358
J.J. McDermott vs. UCF, 2011	358
26. Mike Ford vs. Houston, 1978	357
J.J. McDermott at Memphis, 2011	357
28. Chuck Hixson vs. Air Force, 1969	356
29. Justin Willis vs. Tulane, 2007	354
Kyle Padron at Tulsa, 2009	354
Kyle Padron at Tulane, 2010	354
32. Garrett Gilbert vs. Connecticut, 2013	353
Justin Willis vs. North Texas, 2007	353
Bo Levi Mitchell at UAB, 2009	353
Garrett Gilbert vs. Memphis, 2012	353
36. Bo Levi Mitchell vs. Southern Miss, 2008	351
Justin Willis at Houston, 2007	351
38. J.J. McDermott at TCU, 2011	349
39. Chuck Hixson vs. Baylor, 1968	348
40. Dan Freiburger vs. Houston, 1992	346
41. Mike Romo vs. Vanderbilt, 1990	342
42. Mike Ford at Ohio State, 1978	341
43. Garrett Krstich at East Carolina, 2014	339
44. Chuck Hixson at Texas, 1968	336
Fred Benners at Notre Dame, 1951	336
46. Mike Ford at Baylor, 1978	335
47. Matt Davis at TCU, 2015	334
48. Jerad Romo at UAB, 2005	333
49. Kyle Padron at East Carolina, 2010	331
Ben Hicks vs. USF, 2016	331
51. Chris Sanders at Air Force, 1998	327
52. Josh McCown at Houston, 2000	326
53. Josh McCown vs. San Jose State, 2000	324
54. Chuck Hixson vs. N.C. State, 1968	323
Mike Livingston vs. TCU, 1967	323
56. J.J. McDermott vs. Tulane, 2011	322
57. Garrett Gilbert at Memphis, 2013	321
58. Bo Levi Mitchell at Tulane, 2008	318
Kyle Padron vs. Houston, 2010	318
60. Garrett Gilbert vs. Montana State, 2013	317
61. Ramon Flanigan vs. New Mexico, 1996	316
Chuck Hixson at Arkansas, 1968	316
Mike Livingston vs. Arkansas, 1967	316
64. Mike Ford at Rice, 1978	315
65. Garrett Gilbert at Texas A&M, 2013	310
Dan Freiburger at Tulane, 1991	310
67. Chuck Hixson at TCU, 1968	309
68. Fred Benners at Ohio State, 1950	306
69. Kyle Padron vs. Army, 2010	302
Ben Hicks at Tulane, 2016	302
71. Josh McCown at Tulsa, 1999	300

Senior: 538, Garrett Gilbert vs. Temple, 2013

Junior: 420, Josh McCown vs. UTEP, 2000

Sophomore: 449, Mike Romo at Rice, 1990

Freshman: 460, Kyle Padron vs. Nevada, 2009



### CAREER 300-YARD PASSING GAMES

1. Garrett Gilbert	9
2. Kyle Padron	8
Chuck Hixson	8
4. Mike Romo	6
Bo Levi Mitchell	6
6. Mike Ford	4
Dan Freiburg	4
Josh McCown	4
J.J. McDermott	4
Justin Willis	4

### CAREER COMPLETION PCT.

Minimum 600 attempts

Kyle Padron, 2009-11 .612 (446-729)

Minimum 300 attempts

Don Meredith, 1957-59 .610 (241-395)

### SINGLE-GAME COMPLETION PCT.

Minimum 20 completions

Justin Willis vs. Marshall, 2006 .870 (20-23)

Minimum 15 completions

Justin Willis vs. Sam Houston St., 2006 .947 (18-19)

Minimum 10 completions

Justin Willis vs. Sam Houston St., 2006 .947 (18-19)

### CONSECUTIVE COMPLETIONS

1. Josh McCown at Tulsa, 1999	19
2. Bobby Watters at Rice, 1986	13
Justin Willis vs. Sam Houston St., 2006	13

### CAREER TOUCHDOWN PASSES

1. Justin Willis, 2006-08	51
2. Kyle Padron, 2009-11	41
3. Chuck Hixson, 1968-70	40
4. Garrett Gilbert, 2012-13	36
Bo Levi Mitchell, 2008-09	36
6. Mike Romo, 1989-92	35
7. Mike Ford, 1977-80	34
8. Lance McIlhenny, 1980-83	33
9. Ramon Flanigan, 1994-97	30
10. Josh McCown, 1998-2000	27

### SEASON TOUCHDOWN PASSES

1. Kyle Padron, 2010	31
2. Justin Willis, 2006	26
3. Justin Willis, 2007	25
4. Bo Levi Mitchell, 2008	24
5. Chuck Hixson, 1968	21
Garrett Gilbert, 2013	21
7. Mike Romo, 1990	19
Ben Hicks, 2016	19
9. J.J. McDermott, 2011	17
Mike Ford, 1978	17
11. Matt Davis, 2015	16
12. Dan Freiburg, 1992	15
Garrett Gilbert, 2012	15
14. Mike Romo, 1989	14
15. Bobby Watters, 1986	13

Senior: 21, Garrett Gilbert, 2013

Junior: 15, Garrett Gilbert, 2012

Sophomore: 31, Kyle Padron, 2010

Freshman: 26, Justin Willis, 2006

### SINGLE-GAME TOUCHDOWN PASSES

1. Mike Romo vs. Vanderbilt, 1990	6
2. Garrett Gilbert vs. Rutgers, 2013	5
Bo Levi Mitchell vs. Texas State, 2008	5
Justin Willis vs. Sam Houston St., 2006	5
5. Eight players, 15 times	4
last by Garrett Gilbert vs. Connecticut, 2013	

### CAREER INTERCEPTIONS

1. Chuck Hixson, 1968-70	56
2. Mike Ford, 1977-80	54
3. Mike Romo, 1989-92	38
4. Josh McCown, 1998-2000	34
5. Bo Levi Mitchell, 2008-09	33

### YEARLY PASSING LEADERS

Year	Name	Att.	Comp.	Pct.	Yds.	Int.	TD
1945	Doak Walker	65	38	.585	387	4	1
1946	Frank Payne	107	50	.467	585	11	5
1947	Gil Johnson	78	43	.551	565	8	5
1948	Gil Johnson (6)	128	*78	*.609	*1,026	13	*9
1949	Fred Benners	85	47	.553	1,069	9	6
1950	Fred Benners (7)	*192	*109	*.567	*1,361	12	9
1951	Fred Benners (9)	204	*110	*.539	1,306	12	9
1952	Jerry Norton	62	29	.468	431	2	1
1953	Duane Nutt	91	39	.429	581	12	6
1954	Duane Nutt	105	*58	.552	783	10	7
1955	John Roach	141	64	.454	*907	14	6
1956	Charlie Arnold	*157	71	.452	964	14	8
1957	Don Meredith	*102	*71	*.696	*912	6	*7
1958	Don Meredith	112	65	*.580	952	7	7
1959	Don Meredith (5)	*181	*105	*.580	*1,266	10	*11
1960	Frank Jackson	54	25	.463	298	4	2
1961	Jerry Rhome	129	*74	*.574	683	6	5
1962	Don Campbell	89	43	.483	450	7	3
1963	Danny Thomas	138	55	.478	846	7	4
1964	Danny Thomas	121	49	.405	491	10	0
1965	Mac White	130	52	.400	658	11	4
1966	Mike Livingston	81	37	.457	475	6	4
1967	Mike Livingston (4)	*250	*152	*.608	*1,750	14	*10
1968	Chuck Hixson (1)	*468	*265	*.566	*3,103	23	*21
1969	Chuck Hixson (2)	*362	*217	*.599	*2,313	15	9
1970	Chuck Hixson (4)	*285	*160	*.561	*1,763	18	*10
1971	Gary Hammond	160	75	.469	787	8	3
1972	Keith Bobo	120	65	*.542	1,003	6	10
1973	Keith Bobo	57	27	.474	541	4	4
1974	Ricky Wesson	88	37	.421	688	7	*9
1975	Ricky Wesson	84	35	.417	672	4	6
1976	Ricky Wesson	154	69	.448	1,011	8	8
1977	Mike Ford	301	*153	.508	*2,064	20	11
1978	Mike Ford (2)	*389	*224	.576	*3,007	23	*17
1979	Jim Bob Taylor	148	73	.493	1,001	9	*10
1980	Mike Ford	158	75	.475	951	8	6
1981	Lance McIlhenny	155	67	.432	1,066	10	7
1982	Lance McIlhenny	120	57	.475	910	3	10
1983	Lance McIlhenny	162	77	.475	1,233	7	11
1984	Don King	177	93	.525	1,598	6	8
1985	Don King	209	107	.512	1,386	6	5
1986	Bobby Watters	285	154	.540	2,041	15	13
1989	Mike Romo	503	282	.561	2,927	18	14
1990	Mike Romo	412	250	.607	2,434	13	19
1991	Todd Ritz	202	103	.510	1,053	13	5
1992	Dan Freiburg	390	229	.587	2,580	12	15
1993	Ramon Flanigan	199	111	.558	1,334	8	8
1994	Ramon Flanigan	312	168	.538	1,869	8	6
1995	Derek Canine	179	100	.559	1,019	6	7
1996	Ramon Flanigan	212	106	.500	1,715	11	13
1997	Chris Sanders	128	57	.445	678	4	6
1998	Chris Sanders	181	99	.547	1,050	7	6
1999	Josh McCown	234	125	.534	1,434	10	11
2000	Josh McCown	331	169	.511	1,969	16	9
2001	David Page	193	104	.539	1,209	7	8
2002	Richard Bartel	148	89	.601	1,078	8	8
2003	Richard Bartel	151	68	.450	797	9	4
2004	Tony Eckert	203	111	.547	1,406	13	6
2005	Jerad Romo	282	135	.550	1,781	7	9
2006	Justin Willis	270	182	.674	2,047	6	26
2007	Justin Willis	414	242	.585	2,994	18	25
2008	Bo Levi Mitchell	410	236	.576	2,865	23	24
2009	Kyle Padron	201	135	.672	1,922	4	10
2010	Kyle Padron (9)	508	302	.594	3,828	14	31
2011	J.J. McDermott	455	272	.598	3,421	16	17
2012	Garrett Gilbert	506	268	.530	2,932	15	15
2013	Garrett Gilbert	504	335	.665	3,528	7	21
2014	Garrett Krstich	181	99	.547	855	7	2
Matt Davis	164	89	.543	855	5	3	
2015	Matt Davis	336	183	.545	2,263	7	16
2016	Ben Hicks	422	234	.555	2,930	15	19

\* Led Conference; National ranking based on completions in parentheses - top 10 only

### SEASON INTERCEPTIONS

1. Bo Levi Mitchell, 2008	23
Mike Ford, 1978	23
Chuck Hixson, 1968	23
4. Mike Ford, 1977	20

### SINGLE-GAME INTERCEPTIONS

1. Mike Ford vs. Ohio State, 1977	7
2. Six times	5
last by Garrett Gilbert vs. TCU, 2012	

# RECEIVING RECORDS

## CAREER RECEPTIONS (140+)

1. Emmanuel Sanders, 2006-09	285
2. Cole Beasley, 2008-11	255
3. Jason Wolf, 1989-92	235
4. Darius Johnson, 2009-12	232
5. Jeremy Johnson, 2010-13	196
6. Mick Rossley, 1991-94	186
7. Aldrick Robinson, 2007-10	181
8. Darius Joseph, 2012-15	174
9. Emanuel Tolbert, 1976-79	171
10. Korey Beard, 1989-92	165
11. Jerry LeVias, 1966-68	155
Chris Cunningham, 1999-2003	155
13. Ron Morris, 1983-86	147

## SEASON RECEPTIONS

1. Jeremy Johnson, 2013	112
2. Darius Joseph, 2013	103
3. Emmanuel Sanders, 2009	98
4. Cole Beasley, 2010	87
5. Cole Beasley, 2011	86
6. Mick Rossley, 1994	83
7. Jerry LeVias, 1968	80
8. Darius Johnson, 2011	79
9. Darius Johnson, 2010	78
10. Courtland Sutton, 2016	76
11. Emmanuel Sanders, 2007	74
12. Keenan Holman, 2013	67
Emmanuel Sanders, 2008	67
Jeremy Johnson, 2012	67
15. Aldrick Robinson, 2010	65
16. Korey Beard, 1992	64
Emanuel Tolbert, 1977	64
Darius Johnson, 2012	64

Senior:	112, Jeremy Johnson, 2013
Junior:	87, Cole Beasley, 2010
Sophomore:	103, Darius Joseph, 2013
Freshman:	61, Jason Wolf, 1989

## SINGLE-GAME RECEPTIONS

1. Jeremy Johnson vs. Rutgers, 2013	18
Emmanuel Sanders at Washington St., 2009	18
3. Jerry LeVias at Ohio State, 1968	15
4. Jason Wolf at Arkansas, 1992	14
Emanuel Tolbert at Arkansas, 1977	14
6. Emanuel Tolbert at Baylor, 1978	13
Michael Bowen at Rice, 1990	13
Jason Wolf vs. Arkansas, 1990	13
Emmanuel Sanders, at Memphis, 2007	13
Jeremy Johnson, vs. Rutgers, 2013	13
Darius Joseph, at East Carolina, 2014	13
Courtland Sutton, vs. USF, 2016	13

Senior:	18, Emmanuel Sanders at Washington St. 18, Jeremy Johnson vs. Rutgers
Junior:	13, Emanuel Tolbert at Baylor, 1978 13, Darius Joseph at East Carolina, 2014
Sophomore:	14, Emanuel Tolbert at Ark., 1977
Freshman:	11, Jason Wolf vs. Texas Tech, 1989

## CAREER YARDAGE (1,500+)

1. Emmanuel Sanders, 2006-09	3,791
2. Aldrick Robinson, 2007-10	3,314
3. Cole Beasley, 2008-11	2,959
4. Darius Johnson, 2009-12	2,854
5. Emanuel Tolbert, 1976-79	2,784
6. Ron Morris, 1983-86	2,410
7. Jerry LeVias, 1966-68	2,275
8. Jason Wolf, 1989-92	2,232
9. Courtland Sutton, 2014-	2,135
10. Korey Beard, 1989-92	1,964
11. Jeremy Johnson, 2010-13	1,936
12. Der'rikk Thompson, 2011-14	1,917
13. Mick Rossley, 1991-94	1,911
14. Chris Cunningham, 1999-2003	1,811
15. Bobby Chase, 2004-06	1,615
16. Albert Johnson, 1995-98	1,575
17. Keenan Holman, 2010-13	1,558
18. Brian Berry, 1990-94	1,535
19. Cody Cardwell, 1999-2002	1,525

## SEASON YARDAGE

1. Emmanuel Sanders, 2009	1,339
2. Aldrick Robinson, 2010	1,301
3. Courtland Sutton, 2016	1,246
4. Jerry LeVias, 1968	1,131
5. Darius Johnson, 2011	1,118
6. Jeremy Johnson, 2013	1,112
7. Cole Beasley, 2010	1,060
8. Aldrick Robinson, 2008	1,047
9. Emanuel Tolbert, 1978	1,041
10. Cole Beasley, 2011	1,040
11. Keenan Holman, 2013	1,037
12. Emanuel Tolbert, 1977	996
13. Emmanuel Sanders, 2008	958
14. Emmanuel Sanders, 2007	889
15. Courtland Sutton, 2015	862
16. Mick Rossley, 1994	857

Senior:	1,339, Emmanuel Sanders, 2009
Junior:	1,118, Darius Johnson, 2011
Sophomore:	1,246, Courtland Sutton, 2016
Freshman:	852, Courtland Sutton, 2015

## SINGLE-GAME YARDAGE (170+)

1. Courtland Sutton vs. USF, 2016	252
2. Jeremy Johnson vs. Rutgers, 2013	217
3. Jerry LeVias vs. N.C. State, 1968	213
4. Aldrick Robinson at UCF, 2008	210
5. Keenan Holman vs. Temple, 2013	209
6. Aldrick Robinson vs. Houston, 2008	186
7. Emmanuel Sanders at Washington St., 2009	178
8. Aldrick Robinson vs. Nevada, 2009	176
9. Gary Hammond vs. Texas Tech, 1969	175
Louis Scott at Texas, 1970	175
11. Aldrick Robinson vs. Texas State, 2008	172
Kenny Harrison vs. Rice, 1972	172
13. Cole Beasley vs. Northwestern State, 2011	171

Senior:	217, Jeremy Johnson vs. Rutgers, 2013
Junior:	176, Aldrick Robinson vs. Nevada, 2009
Sophomore:	252, Courtland Sutton vs. USF 2016
Freshman:	172, Kenny Harrison vs. Rice, 1972

## CAREER TOUCHDOWN RECEPTIONS

1. Emmanuel Sanders, 2006-09	34
2. Aldrick Robinson, 2007-10	30
3. Emanuel Tolbert, 1976-79	25
4. Jerry LeVias, 1966-68	22
5. Darius Johnson, 2009-12	20
6. Courtland Sutton, 2014-	19
7. Jason Wolf, 1989-92	17
8. Ron Morris, 1983-86	15
9. Cole Beasley, 2008-11	14
Kevin Thornal, 1993-96	14

## SEASON TOUCHDOWN RECEPTIONS (8+)

1. Aldrick Robinson, 2010	14
2. Aldrick Robinson, 2008	11
Emanuel Tolbert, 1978	11
4. Zack Sledge, 2007	10
Courtland Sutton, 2016	10
6. Courtland Sutton, 2015	9
Keenan Holman, 2013	9
Emmanuel Sanders, 2008	9
Emmanuel Sanders, 2007	9
Emmanuel Sanders, 2006	9
11. Darius Johnson, 2011	8
Jerry LeVias, 1968	8

Senior:	14, Aldrick Robinson, 2010
Junior:	11, Emanuel Tolbert, 1978
Sophomore:	11, Aldrick Robinson, 2008
Freshman:	9, Courtland Sutton, 2015 9, Emmanuel Sanders, 2006

## SINGLE-GAME TOUCHDOWN RECEPTIONS

1. Emanuel Tolbert at Baylor, 1978	4
2. 12 players	3

*last by Courtland Sutton at North Texas, 2016*

## MOST CONSECUTIVE GAMES WITH A TOUCHDOWN RECEPTION

1. Aldrick Robinson, 2010	8: Navy - Army
2. Emmanuel Sanders, 2006	6: SHSU - ECU
3. Aldrick Robinson, 2008	5: Tulane - Navy
4. Courtland Sutton, 2015	4: Baylor - James Mad. Emanuel Tolbert, 1977
Jerry LeVias, 1966	4: Houston - Rice 4: Purdue - Texas

## MOST CONSECUTIVE GAMES WITH TWO TOUCHDOWN RECEPTIONS

1. Albert Johnson, 1998	3
Tulane, Arkansas, Mississippi	

## CAREER YARDS PER CATCH

*Minimum 100 receptions*

Aldrick Robinson, 2007-10	18.3
---------------------------	------

## SEASON YARDS PER CATCH

*Minimum 45 receptions*

Aldrick Robinson, 2010	20.0
------------------------	------

## SINGLE-GAME YARDS PER CATCH

*Minimum 10 receptions*

Aldrick Robinson at UCF, 2008	21.0
-------------------------------	------

### LONGEST RECEIVING PLAYS

Yards	Receiver	Quarterback	Opponent	Year
96t	Aldrick Robinson	Bo Levi Mitchell	East Carolina	2009
96t	Craig James	Jeff Courtwright	North Texas	1982
94t	Aldrick Robinson	Bo Levi Mitchell	at UCF	2008
90t	Johnnie Freeman	David Page	Hawaii	2001
88t	Courtland Sutton	Ben Hicks	North Texas	2016
84t	Cody Cardwell	Richard Bartel	Louisiana Tech	2002
86	Paul Page	Gilbert Johnson	at UCLA	1947
85	James Whitmore	Mark Eldred	at Houston	1993
82t	Aldrick Robinson	Kyle Padron	at Tulane	2010
80t	Albert Johnson	Ramon Flanigan	New Mexico	1996
80t	Ron Morris	Lance McIlhenny	at TCU	1983
80t	Freeman Johns	Ricky Wesson	West Virginia	1975
80t	Henry Christopher	Don Meredith	Baylor	1958
79t	Keenan Holman	Garrett Gilbert	at Memphis	2013
79	Ron Morris	Don King	Arkansas	1984
79t	Bobby Leach	Lance McIlhenny	at Texas	1982
78	John Milam	John Champion	Notre Dame	1949
78t	Jim Welch	Don Meredith	Texas A&M	1958
78t	Jackie Wilson	Lance McIlhenny	at Baylor	1982

t - indicates a touchdown was scored on the play

### LEVIAS BREAKS DOWN WALLS

Jerry LeVias has overcome many obstacles in his life to achieve his success. At the age of 12, LeVias suffered a stroke which left him unable to walk for five years, but he rebounded to become a barrier-breaker in college football.

The turbulent 1960s saw a huge change in the SMU football program when LeVias accepted the Mustangs' offer to become the first African-American football player to earn an athletic scholarship in the Southwest Conference.

LeVias, who chose SMU largely because of its accounting program, eventually was named All-America, Academic All-America and Southwest Conference Player of the Year in 1968 when he set the SMU record for receiving yards in a season (1,131).

A coach of a high school all-star team of which LeVias was a member said of the wide receiver, "He'll make a good coach out of someone." That coach's name was Doak Walker, the same man who would see many of his own collegiate records broken by LeVias.

The Houston native was inducted into the College Football Hall of Fame in December 2003.

Starting in 2009, a deserving student-athlete on the SMU football team is chosen annually to wear the number "23" on his jersey to honor LeVias for his contributions to America, the sport of football and SMU.



LeVias earned All-America and All-SWC honors while on the Hilltop and was later honored for his induction into the College Football Hall of Fame.

### YEARLY RECEIVING LEADERS

Year	Name	Rec.	Yds.	Avg.	TD
1945	Gene Wilson (2)	*31	311	10.0	1
1946	Gene Wilson	*19	260	13.7	4
1947	Sid Halliday	14	131	9.4	2
1948	Kyle Rote	19	215	11.3	3
1949	Zohn Milam	20	362	18.1	2
1950	John Champion	31	454	14.6	2
1951	Benton Musslewhite	36	532	14.7	3
1952	Don Miller	16	202	12.6	0
1953	Ed Bernet	17	227	13.4	2
1954	Frank Eidom	19	246	12.9	2
1955	Tommy Gentry	10	145	14.5	0
1956	Tommy Gentry	23	255	11.1	2
1957	Lon Slaughter	*21	203	9.6	2
1958	Henry Christopher	17	286	16.8	4
1959	Glynn Gregory (10)	*30	369	12.3	2
1960	Tommy Brennan	11	117	10.6	0
1961	Billy Gannon	17	155	9.1	0
1962	Billy Gannon	23	235	10.2	1
1963	Tom Hillary	25	306	12.2	2
1964	Don Crowder	18	150	8.3	0
1965	John Roderick	24	248	14.5	5
1966	Jerry LeVias	18	420	23.3	7
1967	Jerry LeVias (9)	*57	724	12.7	7
1968	Jerry LeVias (T2)	*80	*1,131	14.1	8
1969	Gary Hammond	*51	722	14.2	2
1970	Gary Hammond	*50	489	9.8	3
1971	Alvin Maxson	25	224	9.0	0
1972	Kenny Harrison	29	542	18.7	4
1973	Oscar Roan	16	331	20.7	3
1974	Oscar Roan	19	351	18.5	4
1975	Freeman Johns	22	452	20.5	4
1976	Robert Fisher	23	369	16.0	2
1977	Emanuel Tolbert (2)	*64	*996	15.6	6
1978	Emanuel Tolbert (T2)	*62	*1,041	16.8	*11
1979	Emanuel Tolbert	28	376	13.4	4
1980	Anthony Smith	25	329	13.2	2
1981	Jackie Wilson	20	397	19.9	1
1982	Gary Smith	21	154	7.3	3
1983	Ron Morris	41	688	16.8	3
1984	Ron Morris	27	554	20.5	4
1985	Ron Morris	31	411	13.3	2
1986	Jeffrey Jacobs	52	692	13.3	4
1989	Jason Wolf	61	676	11.1	4
1990	Michael Bowen	60	528	8.8	7
1991	Jason Wolf	59	565	9.6	4
1992	Korey Beard	64	813	12.7	6
1993	Mick Rossley	46	468	10.2	3
1994	Mick Rossley (3)	*83	*857	10.3	4
1995	Kevin Thornal	44	531	12.1	6
1996	Kevin Thornal	37	501	13.5	7
1997	Jack Brewer	19	352	18.5	4
1998	Albert Johnson	39	536	13.7	7
1999	Chris Cunningham	39	570	14.6	5
2000	John Hampton	46	572	12.4	4
2001	Chris Cunningham	45	516	11.5	7
2002	Cody Cardwell	47	659	14.0	3
2003	Matt Rushbrook	30	359	12.0	3
2004	Chris Foster	37	444	12.0	4
2005	Bobby Chase	39	625	16.0	4
2006	Emmanuel Sanders	46	605	13.2	9
2007	Emmanuel Sanders	74	889	12.0	9
2008	Emmanuel Sanders	67	958	14.3	9
2009	Emmanuel Sanders	98	1,339	13.7	7
2010	Cole Beasley	87	1,060	12.2	6
2011	Cole Beasley	86	1,040	12.1	2
2012	Jeremy Johnson	67	679	10.1	3
2013	Jeremy Johnson (T4)	112*	1,112	9.9	6
2014	Darius Joseph	54	379	7.0	2
2015	Courtland Sutton	49	862	17.6	9
2016	Courtland Sutton	76	1,246	16.4	10

Leaders based on number of catches  
\*Led Conference - # Indicates national ranking (top 10 only)

# TOTAL OFFENSE RECORDS

## CAREER PLAYS

1. Ramon Flanigan, '92-'97	1,398 (829 pass/569 rush)
2. Chuck Hixson, 1968-70	1,358 (1,115/243)
3. Mike Romo, 1989-92	1,212 (1,034/178)
4. Garrett Gilbert, 2012-13	1,187 (1,010/177)
5. Mike Ford, 1977-80	1,046 (885/161)
6. Justin Willis, 2006-08	1,000 (684/316)

## SEASON PLAYS

1. Kyle Padron, 2010	612 (508/104)
2. Garrett Gilbert, 2012	600 (506/94)
3. Justin Willis, 2007	594 (414/180)
4. Garrett Gilbert, 2013	587 (504/83)
5. Mike Romo, 1989	581 (503/78)
6. Chuck Hixson, 1968	556 (468/88)
7. Matt Davis, 2015	523 (336/187)
8. J.J. McDermott, 2011	495 (455/40)
9. Mike Romo, 1990	490 (412/78)

## SINGLE-GAME PLAYS

1. Garrett Gilbert vs. Rutgers, 2013	81 (70/11)
2. Garrett Gilbert vs. Texas Tech, 2013	76 (62/14)
3. Mike Romo vs. UConn, 1989	75 (64/11)
Chuck Hixson at Ohio St., 1968	75 (69/6)
5. Mike Romo at Rice, 1990	71 (62/9)
Justin Willis at Memphis, 2007	71 (48/23)
7. Mike Romo vs. Texas Tech, 1989	68 (60/8)

## CAREER YARDS (4,000+)

1. Ramon Flanigan, 1992-97	7,437 (5,640/1,797)
2. Garrett Gilbert, 2012-13	7,063 (6,460/613)
3. Chuck Hixson, 1968-70	6,884 (7,179/-295)
4. Kyle Padron, 2009-11	6,189 (5,902/287)
5. Mike Ford, 1977-80	6,055 (6,239/-184)
6. Justin Willis, 2006-08	6,054 (4,991/1,063)
7. Mike Romo, 1989-91	5,699 (6,041/-342)
8. Matt Davis, 2014-2016	4,738 (3,273/1,465)
9. Ricky Wesson, 1973-76	4,604 (2,610/1,994)
10. Eric Dickerson, 1979-82	4,450 (0/4,450)
11. Bo Levi Mitchell, 2008-09	4,386 (4,590/-204)



RAMON FLANIGAN

## YEARLY TOTAL OFFENSE LEADERS

Year	Name	Rush Yards	Pass Yards	Total Yards	Avg.
1947	Doak Walker	684	342	1,026	*102.6
1948	Gil Johnson	-56	1,026	970	97.0
1949	Doak Walker	449	605	1,054	131.7
1950	Kyle Rote	762	490	1,252	125.2
1951	Fred Benners	-7	1,306	1,299	129.9
1952	Jerry Norton	36	431	467	46.7
1953	Duane Nutt	-5	581	576	57.6
1954	Duane Nutt	64	783	847	84.7
1955	John Roach	219	907	1,126	112.6
1956	Charlie Arnold	-82	964	882	98.0
1957	Don Meredith	143	912	1,055	105.5
1958	Don Meredith	230	952	1,182	147.7
1959	Don Meredith (10)	25	1,266	*1,291	*129.1
1960	Frank Jackson	269	298	567	56.7
1961	Jerry Rhome	82	693	775	77.5
1962	Don Campbell	299	450	749	93.6
1963	Danny Thomas	141	846	987	98.7
1964	Roy Oefinger	123	206	329	47.0
1965	Mac White	486	658	1,144	114.4
1966	Mac White	606	520	1,126	125.1
1967	Mike Livingston (7)	18	1,750	*1,768	*176.8
1968	Chuck Hixson (2)	-108	3,103	*2,995	*299.5
1969	Chuck Hixson (9)	-112	2,313	*2,202	*220.2
1970	Chuck Hixson	-76	1,763	*1,687	*187.4
1971	Gary Hammond	401	787	1,188	108.0
1972	Keith Bobo	83	1,003	1,086	120.7
1973	Keith Bobo	443	541	984	123.0
1974	Ricky Wesson	855	688	*1,573	*143.0
1975	Ricky Wesson	330	672	1,002	91.1
1976	Ricky Wesson	385	1,011	1,396	126.9
1977	Mike Ford	-138	2,064	*1,926	*175.1
1978	Mike Ford (1)	-50	3,007	*2,957	*268.8
1979	Jim Bob Taylor	175	1,001	1,176	106.9
1980	Mike Ford	-21	951	930	116.2
1981	Eric Dickerson	1,428	0	1,428	129.8
1982	Eric Dickerson	1,617	0	1,617	147.0
1983	Lance McIlhenny	68	1,233	1,301	118.3
1984	Don King	421	1,598	*2,019	*183.5
1985	Don King	191	1,386	1,577	143.4
1986	Bobby Watters	74	2,041	2,115	192.3
1989	Mike Romo	-166	2,927	2,761	251.0
1990	Mike Romo	-206	2,434	2,228	222.8
1991	Mike Romo	30	680	710	236.7
1992	Dan Freiburger	-341	2,580	2,239	203.5
1993	Ramon Flanigan	462	1,334	1,796	224.5
1994	Ramon Flanigan	502	1,869	*2,371	*237.1
1995	Chris James	56	732	788	157.6
1996	Ramon Flanigan	394	1,715	2,109	191.7
1997	Ramon Flanigan	422	555	977	88.8
1998	Chris Sanders	-96	1,050	954	95.4
1999	Josh McCown	9	1,434	1,425	142.5
2000	Josh McCown	175	1,969	2,144	194.9
2001	David Page	105	1,209	1,314	146.0
2002	Keylon Kincade	1,279	0	1,279	106.6
2003	Keylon Kincade	1,280	0	1,280	106.7
2004	Tony Eckert	-107	1,406	1,299	118.1
2005	Jerad Romo	174	1,786	1,946	176.5
2006	Justin Willis	354	2,047	2,401	218.3
2007	Justin Willis	699	2,944	3,643	303.6
2008	Bo Levi Mitchell	-140	2,865	2,725	227.1
2009	Kyle Padron	42	1,922	1,964	280.6
2010	Kyle Padron	244	3,828	4,072	290.9
2011	J.J. McDermott	-291	3,421	3,130	240.8
2012	Garrett Gilbert	346	2,932	3,278	252.2
2013	Garrett Gilbert	267	3,528	3,795	*379.5
2014	Matt Davis	613	855	1,468	146.8
2015	Matt Davis	761	2,263	3,024	252.0
2016	Ben Hicks	-83	2,930	2,847	237.2

\*Led Conference - # Indicates national ranking (top 10 only)





SEASON YARDS (2,000+)

Table with 3 columns: Rank, Player Name, Year, and Yards. Lists top 20 players for season yards.

SINGLE-GAME YARDS

Table with 3 columns: Rank, Player Name vs. Opponent, Year, and Yards. Lists top 22 single-game yardage performances.

Senior: 635, Garrett Gilbert vs. Temple, 2013 (538/97)
Junior: 439, J. McCown at UTEP, 2000 (420/19)
Sophomore: 489, J. Willis at Memphis, 2007 (375/114)
Freshman: 467, Kyle Padron vs. Nevada, 2009 (460/77)

CAREER TOTAL OFFENSE PER GAME

Table with 3 columns: Rank, Player Name, Year, and Total Offense Per Game.

SEASON TOTAL OFFENSE PER GAME (250+)

Table with 3 columns: Rank, Player Name, Year, and Season Total Offense Per Game.



GARRETT GILBERT

CAREER YARDS PER PLAY

Minimum 2,000 Yards

Table with 2 columns: Player Name and Career Yards Per Play.

SEASON YARDS PER PLAY

Minimum 800 Yards

Table with 2 columns: Player Name and Season Yards Per Play.

SINGLE-GAME YARDS PER PLAY

Minimum 20 Plays

Table with 2 columns: Player Name and Single-Game Yards Per Play.

CAREER TOUCHDOWNS RESPONSIBLE FOR

Table with 3 columns: Rank, Player Name, Year, and Career Touchdowns Responsible For.

SEASON TOUCHDOWNS RESPONSIBLE FOR

Table with 3 columns: Rank, Player Name, Year, and Season Touchdowns Responsible For.

SINGLE-GAME TOUCHDOWNS RESPONSIBLE FOR

Table with 3 columns: Rank, Player Name vs. Opponent, Year, and Single-Game Touchdowns Responsible For.

MUSTANG MARKS

SMU'S BIGGEST COMEBACK WINS

Table with 3 columns: Deficit, Opponent (Date), and Final Score. Lists SMU's biggest comeback wins.

SMU'S BIGGEST BLOWN LEADS

Table with 3 columns: Lead, Opponent (Date), and Final Score. Lists SMU's biggest blown leads.

HOTTEST TEMPERATURES FOR SMU GAMES

Table with 3 columns: Temperature\*, Game (Result), and Date. Lists the hottest temperatures for SMU games.

\* Temperature at game time

COLDEST TEMPERATURES FOR SMU GAMES

Table with 3 columns: Temperature\*, Game (Result), and Date. Lists the coldest temperatures for SMU games.

\* Temperature at game time
+ at El Paso, Texas

# PUNTING & PLACEKICKING RECORDS

## PUNTING RECORDS

### CAREER ATTEMPTS

1. Ryan Mentzel, 2002-05	254
2. Anthony Scotti, 1994-97	252
3. Ken Rosenthal, 1976-79	249
4. Sam McLarty, 1970-72	222
5. Colin Vadheim, 1997-2000	204

### SEASON ATTEMPTS

1. Sam McLarty, 1971	81
2. Colin Vadheim, 1998	77
3. Ryan Mentzel, 2003	76
4. Jackson Koonce, 2014	74
5. Sam McLarty, 1970	72
6. Anthony Scotti, 1997	71
Jamie Sackville, 2016	71

### SINGLE-GAME ATTEMPTS

1. Colin Vadheim vs. Arkansas, 1999	13
-------------------------------------	----

### CAREER YARDAGE

1. Ken Rosenthal, 1976-79	10,280 (249 att.)
---------------------------	-------------------

### SEASON YARDAGE

1. Colin Vadheim (77 punts), 1998	3,240
2. Eric Kaifes (68 punts), 1980	3,034
3. Jackson Koonce (74 punts), 2014	3,017
4. Sam McLarty (81 punts), 1971	2,997
5. Matt Szymanski (70 punts), 2009	2,930
6. Ryan Mentzel (76 punts), 2003	2,912

### SINGLE-GAME YARDAGE

1. Marc Lewis (12) at Texas, 1990	507
2. Colin Vadheim (13) vs. Arkansas, 1999	503
3. Bill Richards (12) at Texas, 1946	499
4. Bill Richards (12) vs. Rice, 1945	484
5. John Blackburn (11) vs. Texas, 1973	482

### CAREER AVERAGE YARDAGE (40.0+) (MINIMUM 70 PUNTS)

1. Eric Kaifes (93 punts), 1980-81	43.9
2. Craig James (99 punts), 1981-82	43.6
3. Thomas Morstead (166 punts), 2005-08	43.4
4. Dodge Carter (168 punts), 1984-86	43.1
5. Dan Thomas (176 punts), 1962-64	42.1
6. Jerry Norton (97 punts), 1951-53	41.8
7. Matt Szymanski (122 punts), 2009-10	41.6
8. Ken Rosenthal (249 punts), 1976-79	41.3
9. Mike Loftus (84 punts), 2011-13	41.2
10. Colin Vadheim (204 punts), 1997-2000	40.7
11. Jackson Koonce (101 punts), 2014-15	40.5

### SEASON AVERAGE YARDAGE

1. David Sherer (36 punts), 1957	45.0
2. Craig James (66 punts), 1982	44.9
3. Eric Kaifes (68 punts), 1980	44.6
Thomas Morstead (57 punts), 2007	44.6
5. Kyle Rote (22 punts), 1949	44.4
6. Ken Rosenthal (62 punts), 1977	44.2
7. Dan Thomas (48 punts), 1963	44.0
8. Thomas Morstead (50 punts), 2006	43.8
9. Dodge Carter (59 punts), 1985	43.6
10. Dodge Carter (50 punts), 1984	43.0
Ken Rosenthal (60 punts), 1976	43.0



THOMAS MORSTEAD

### SINGLE-GAME AVERAGE

1. Eric Kaifes at Rice, 1980	57.0 (3-171)
2. Dodge Carter at Arizona, 1985	56.6 (5-283)
3. Howard Maley at TCU, 1945	55.7 (3-167)
4. Thomas Morstead vs. UNT, 2007	55.6 (5-278)
5. David Sherer at TCU, 1957	55.0 (4-220)
6. Jerry Norton vs. Baylor, 1952	54.0 (5-270)
Doak Walker at Arkansas, 1948	54.0 (3-162)
8. Eric Kaifes at TCU, 1981	51.3 (3-154)
Bill Richards at Missouri, 1946	51.3 (6-308)
10. Ken Rosenthal vs. UNT, 1977	51.2 (4-205)

### LONGEST PUNTS

1. Preston Johnston at Pittsburgh, 1940	92
2. Kyle Rote vs. Oregon, 1949	84
3. Danny Thomas vs. Texas A&M, 1964	81
David Sherer at TCU, 1957	81
Bob Finley vs. Vanderbilt, 1936	81
6. Doak Walker vs. Oregon, 1949	79
7. Glenn Terry vs. Purdue, 1965	75
Ed Green vs. UNT, 1942	75
9. Matt Szymanski vs. TCU, 2010	74
10. Craig James at Texas A&M, 1981	73
11. Colin Vadheim at Wyoming, 1998	72
Thomas Morstead vs. UNT, 2007	72

## PLACEKICKING RECORDS

### CAREER FG ATTEMPTS

1. Eddie Garcia, 1978-81	67 (made 44)
2. Chase Hover, 2011-13	60 (made 44)
3. Thomas Morstead, 2005-08	53 (made 37)
4. Chris McMurtray, 2002-05	48 (made 36)
5. Brandy Brownlee, 1984-86	42 (made 30)
6. Jacob Crowley, 1999-2001	41 (made 23)

### SEASON FG ATTEMPTS

1. Chase Hover, 2012	29 (made 18)
2. Chad Hedlund, 2015	23 (made 17)
Jeff Harrell, 1983	23 (made 13)
4. Eddie Garcia, 1981	22 (made 18)
Chris McMurtray, 2005	22 (made 18)
Josh Williams, 2016	22 (made 17)
7. Jacob Crowley, 2000	21 (made 10)
Daniel Hernandez, 1996	21 (made 15)
Brandy Brownlee, 1985	21 (made 15)
Eddie Garcia, 1980	21 (made 11)
Chase Hover, 2013	21 (made 18)

### SINGLE-GAME FG ATTEMPTS

1. Chase Hover at Tulane, 2012	5 (made 4)
Jacob Crowley at Houston, 2000	5 (made 3)
Eddie Garcia vs. Arkansas, 1981	5 (made 4)
Bicky Lesser vs. Texas Tech, 1968	5 (made 3)
5. Several players	4 (made 4)
<i>Last: Josh Williams at Tulsa, 2016</i>	

### CAREER FG MADE

1. Eddie Garcia, 1978-81	44 (67 att.)
Chase Hover, 2011-13	44 (60 att.)
3. Thomas Morstead, 2005-08	37 (53 att.)
4. Chris McMurtray, 2002-05	36 (48 att.)
5. Brandy Brownlee, 1984-86	30 (42 att.)
6. Jeff Harrell, 1982-83	26 (40 att.)
Chipper Johnson, 1969-71	26 (40 att.)

### SEASON FG MADE

1. Chase Hover, 2013	18 (21 att.)
Chase Hover, 2012	18 (29 att.)
Chris McMurtray, 2005	18 (22 att.)
Eddie Garcia, 1981	18 (22 att.)
5. Josh Williams, 2016	17 (22 att.)
6. Daniel Hernandez, 1996	15 (21 att.)
Brandy Brownlee, 1985	15 (21 att.)
8. Thomas Morstead, 2007	13 (20 att.)
Thomas Morstead, 2006	13 (18 att.)
Jacob Crowley, 2001	13 (20 att.)
John Stewart, 1993	13 (17 att.)
Jeff Harrell, 1983	13 (23 att.)
Jeff Harrell, 1982	13 (16 att.)

### SINGLE-GAME FG MADE

1. Eddie Garcia at Arkansas, 1981	4
Brandy Brownlee vs. Rice, 1985	4
Daniel Hernandez vs. TCU, 1996	4
Chris McMurtray vs. UTEP, 2005	4
Chase Hover at Tulane, 2012	4
Josh Williams at Tulsa, 2016	4

### CAREER FG PERCENTAGE

*Minimum 30 attempts*

Chris McMurtray, 2002-05	.750 (36-of-48)
--------------------------	-----------------

### SEASON FG PERCENTAGE

*Minimum 10 attempts*

Chase Hover, 2013	.857 (18-of-21)
Eddie Garcia, 1981	.818 (18-of-22)
Chris McMurtray, 2005	.818 (18-of-22)

## YEARLY PUNTING LEADERS

Year	Name	Punts	Avg.
1945	Howard Maley (1)	59	*41.7
1946	Bill Richards (10)	63	*40.4
1947	Edward Green	52	38.2
1948	Doak Walker (5)	35	*42.1
1949	Kyle Rote (2)	22	*44.4
1950	Kyle Rote	41	35.0
1951	Jerry Norton (4)	32	*41.8
1952	Jerry Norton (4)	44	*41.2
1953	Jerry Norton	24	37.7
1954	Duane Nutt	19	32.7
1955	John Roach	34	39.0
1956	Charlie Jackson	32	35.3
1957	Dave Sherer (1)	36	*45.0
1958	Henry Christopher	23	*40.5
1959	Henry Christopher	31	37.2
1960	Roger Braugh	17	37.6
1961	Roger Braugh	16	38.8
1962	Danny Thomas (10)	69	*40.8
1963	Danny Thomas (1)	48	*44.0
1964	Danny Thomas (5)	59	*42.1
1965	Corky Terry	58	36.6
1966	Dennis Partee	47	36.0
1967	Jim Hagle	34	40.2
1968	Larry Tunnell	36	35.2
1969	Larry Tunnell	35	38.2
1970	Sam McLarty	72	35.1
1971	Sam McLarty	81	37.0
1972	Sam McLarty	69	37.6
1973	John Blackburn	60	40.6
1974	John Blackburn	57	37.4
1975	Bruce Hursh	47	38.3
1976	Ken Rosenthal	60	43.0
1977	Ken Rosenthal	62	44.2
1978	Ken Rosenthal	63	37.8
1979	Ken Rosenthal	64	40.4
1980	Eric Kaifes	68	44.6
1981	Eric Kaifes	25	42.0
1982	Craig James (7)	66	*44.9
1983	Whit Smith	60	39.2
1984	Dodge Carter	50	43.0
1985	Dodge Carter	59	43.6
1986	Dodge Carter	59	42.6
1989	Casey Clyde	61	38.0
1990	Marc Lewis	54	38.7
1991	Ryan Lawson	39	38.2
1992	Larry Israel	64	39.7
1993	Larry Israel	62	39.8
1994	Anthony Scotti	70	37.0
1995	Anthony Scotti	68	39.9
1996	Anthony Scotti	43	41.4
1997	Anthony Scotti	71	40.5
1998	Colin Vadheim	77	42.1
1999	Colin Vadheim	60	39.1
2000	Colin Vadheim	67	40.6
2001	Adam Walterscheid	59	39.4
2002	Ryan Mentzel	70	38.2
2003	Ryan Mentzel	76	38.3
2004	Ryan Mentzel	48	40.5
2005	Ryan Mentzel	60	40.8
2006	Thomas Morstead	50	*43.8
2007	Thomas Morstead (8)	57	*44.6
2008	Thomas Morstead	59	41.8
2009	Matt Szymanski	70	41.9
2010	Matt Szymanski	52	41.3
2011	Matt Stone	56	37.7
2012	Mike Loftus	52	41.9
2013	Mike Loftus	32	40.2
2014	Jackson Koonce	74	40.8
2015	Josh Williams	38	38.7
2016	Jamie Sackville	71	39.6

\* Led Conference

(#) - Indicates top 10 national ranking

## SINGLE-GAME FG PERCENTAGE

Minimum four attempts

Brandy Brownlee vs. Rice, 1985	1.000 (4-4)
Daniel Hernandez vs. TCU, 1996	1.000 (4-4)
Chris McMurtray vs. UTEP, 2005	1.000 (4-4)
Josh Williams at Tulsa, 2016	1.000 (4-4)

## MOST CONSECUTIVE FG MADE

1. Chris McMurtray, 2005	17
2. Roy Rios, 1997	10
Brandy Brownlee, 1985-86	10
Chase Hover, 2013	10
5. Eddie Garcia, 1981	9
Chase Hover, 2012	9
7. Daniel Hernandez, 1996	8

## LONGEST FG MADE (50+)

1. Matt Szymanski at Texas Tech, 2010	61
2. Brandy Brownlee vs. Texas Tech, 1985	57
3. John Stewart vs. Baylor, 1993	55
4. Bicky Lesser at Texas Tech, 1968	53
Eddie Garcia vs. Texas A&M, 1980	53
Matt Szymanski vs. SFA, 2009	53
7. Chad Hedlund vs. James Madison, 2015	52
Chase Hover at Tulane, 2012	52
Chipper Johnson at Baylor, 1969	52
Eddie Garcia vs. Texas Tech, 1981	52
Roy Rios vs. Wyoming, 1997	52
Thomas Morstead at Tulsa, 2007	52
13. Chipper Johnson at Baylor, 1971	51
Eddie Garcia at Tulane, 1980	51
Brandy Brownlee at Rice, 1986	51
Thomas Morstead vs. UCF, 2007	51
Chase Hover vs. Texas Tech, 2013	51
18. Thomas Morstead vs. Arkansas St., 2006	50
Thomas Morstead at Tulsa, 2007	50

## CAREER PATS ATTEMPTED

1. Eddie Garcia, 1978-81	136 (made 130)
--------------------------	----------------

## SEASON PATS ATTEMPTED

1. Chase Hover, 2012	49 (made 47)
----------------------	--------------

## SINGLE-GAME PATS ATTEMPTED

1. Chase Hover vs. Houston, 2012	10
2. Chase Hover vs. Temple, 2013	8
Brandy Brownlee at TCU, 1985	8
Clint Hackney vs. Wake Forest, 1972	8
Billy Sullivan vs. Oklahoma A&M, 1950	8

## CAREER PATS MADE

1. Eddie Garcia, 1978-81	130 (136 att.)
2. Chase Hover, 2011-13	118 (124 att.)
3. Thomas Morstead, 2005-08	106 (108 att.)
4. Brandy Brownlee, 1984-86	80 (83 att.)
5. Matt Szymanski, 2009-10	79 (80 att.)
6. Jeff Harrell, 1982-83	70 (75 att.)

## SEASON PATS MADE

1. Chase Hover, 2012	47 (49 att.)
Matt Szymanski, 2009	47 (48 att.)
3. Chad Hedlund, 2015	43 (43 att.)
Thomas Morstead, 2007	43 (43 att.)
5. Jeff Harrell, 1982	40 (43 att.)
6. Chase Hover, 2011	38 (40 att.)
Josh Williams, 2016	38 (38 att.)
8. Eddie Garcia, 1981	37 (40 att.)
9. Thomas Morstead, 2006	34 (35 att.)
Eddie Garcia, 1980	34 (34 att.)

## SINGLE-GAME PATS MADE

1. Chase Hover vs. Houston, 2012	9
2. Chase Hover vs. Temple, 2013	8
Brandy Brownlee at TCU, 1985	8
Billy Sullivan vs. Okla. A&M, 1950	8

## CAREER PAT ACCURACY

Minimum 50 attempts

1. Matt Szymanski, 2009-10	.988 (79 of 80)
2. Russell Anderson, 1989-92	.982 (55 of 56)
3. Thomas Morstead, 2005-08	.981 (106 of 108)
4. Brandy Brownlee, 1984-86	.964 (80 of 83)

## SEASON PAT ACCURACY

Minimum 20 attempts

1. Several Players	1.000
<i>last by Josh Williams, 2016 (38 of 38)</i>	

## CAREER CONSECUTIVE PATS MADE

1. Thomas Morstead, 2006-08	78
-----------------------------	----

## THE MUSTANG LEGEND

Legend has it that when Ford Motor Company was preparing to introduce the sports car that would gain fame as the Mustang, it was considering other names such as Cougar, Bronco, Cheetah and Colt.

But during the 1963 football season, SMU took an undersized but quick team to Ann Arbor to play a massive Michigan Wolverine squad. Michigan gained the early advantage, but had to fight off the feisty Ponies for a 27-16 win. After the game, Ford's Lee Iacocca entered the SMU locker room and addressed the disappointed Mustangs.

Iacocca said, "After watching the SMU Mustangs play with such flair, we reached a decision. We will call our new car the Mustang. Because it will be light, like your team. It will be quick, like your team. And it will be sporty, like your team."

Ford's new car got its name, and the rest, as they say, is history.



Legend has it that Ford's signature car, the Mustang, got its nickname via the SMU football team following this 1963 game at Michigan.

# KICKOFF RETURN RECORDS

## CAREER RETURNS

1. Jessie Henderson, 2005-08	122
2. Jonas Rutledge, 2000-03	88
3. Arthur Whittington, 1974-77	81
4. Korey Beard, 1989-92	76
5. Deion Sanders, Jr., 2013-15	70

## SEASON RETURNS

1. Jessie Henderson, 2008	48
2. Jessie Henderson, 2007	40
3. Korey Beard, 1989	39
4. Jonas Rutledge, 2002	38
5. Deion Sanders, Jr., 2014	37

## SINGLE-GAME RETURNS

1. Deion Sanders, Jr., at UCF, 2014	10
2. Arthur Whittington vs. Alabama, 1976	9

## CAREER YARDAGE (750+)

1. Jessie Henderson, 2005-08	2,945
2. Jonas Rutledge, 2000-03	2,154
3. Arthur Whittington, 1974-77	1,649
4. Deion Sanders, Jr., 2013-15	1,501
5. Korey Beard, 1989-92	1,324
6. Rodnick Phillips, 1996-99	1,220
7. Jerry LeVias, 1966-68	1,080
8. Bryan McCann, 2006-09	960
9. Blake Warren, 2003-06	837
10. Michael Artmore, 1990-94	818
11. Gary Hammond, 1969-70	803
12. Darryl Fields, 2010	799
13. Doak Walker, 1945, 47-49	757

## SEASON YARDAGE (600+)

1. Jessie Henderson, 2008	1,056
2. Jonas Rutledge, 2002	901
3. Jessie Henderson, 2007	857
4. Bryan McCann, 2009	824
5. Darryl Fields, 2010	799
6. Jonas Rutledge, 2003	782
7. Deion Sanders, Jr., 2014	759
8. Harold Perry, 1978	732
9. Arthur Whittington, 1976	700
10. Jessie Henderson, 2005	663
11. Braeden West, 2015	635
12. Korey Beard, 1989	628
13. Rodnick Phillips, 1996	618
14. Gary Hammond, 1969	617
15. Michael Artmore, 1991	615

## SINGLE-GAME YARDAGE (150+)

1. Deion Sanders, Jr., at UCF, 2014	203
2. Jonas Rutledge vs. UTEP, 2003	190
3. Rodnick Phillips at Wyoming, 1996	186
4. Jessie Henderson vs. Houston, 2008	181
5. Braeden West vs Temple, 2015	180
6. Jessie Henderson vs. Tulane, 2005	179
7. Arthur Whittington at Alabama, 1976	178
8. Darryl Fields vs. Houston, 2010	172
9. Doak Walker at TCU, 1947	163
10. Jessie Henderson at Rice, 2008	160
Jerry LeVias vs. Baylor, 1966	160
12. Deion Sanders, Jr., 2015	158
13. Darryl Fields at Texas Tech, 2010	157
14. Rodnick Phillips vs. New Mexico, 1996	155



JESSIE HENDERSON

## CAREER AVERAGE PER RETURN

Minimum 25 returns

1. Doak Walker, 1945, 1947-49	29.1 (26-756)
2. Rodnick Phillips, 1996-99	24.9 (49-1,220)
3. Jonas Rutledge, 2000-03	24.5 (88-2,154)
4. Jessie Henderson, 2005-08	24.1 (122-2,945)
5. Harold Perry, 1978	23.6 (31-732)

## SEASON AVERAGE PER RETURN

Minimum 15 returns

1. Rodnick Phillips, 1996 (22-618)	28.1
2. Jessie Henderson, 2005 (24-663)	27.6
3. Jonas Rutledge, 2003 (29-782)	27.0
4. Jerry LeVias, 1966 (15-393)	26.2
5. Der'rick Thompson, 2012 (16-411)	25.7
6. Darryl Fields, 2010 (32-799)	25.0

## SINGLE-GAME AVERAGE PER RETURN

Minimum 3 returns

1. Doak Walker at TCU, 1947	54.3 (3-163)
2. Jerry LeVias vs. Baylor, 1966	53.3 (3-160)
3. Rodnick Phillips vs. New Mexico, 1996	51.7 (3-155)

## LONGEST KICKOFF RETURNS

1. Jessie Henderson at Tulane, 2006	100t
Mitchell Price at Baylor, 1986	100t
James Collier vs. Baylor, 1979	100t
Arthur Whittington at Arkansas, 1974	100t
Jerry LeVias vs. Baylor, 1966	100t
Kyle Rote at Texas A&M, 1949	100t
7. Rodnick Phillips vs. New Mex., 1996	99t
8. Doak Walker at Santa Clara, 1947	98t
9. Harold Perry vs. TCU, 1978	94t
10. Darryl Fields at Texas Tech, 2010	92
Jonas Rutledge vs. Hawaii, 2001	92t
Arthur Whittington vs. Ark., 1976	92t
13. Bobby Leach at Texas Tech, 1982	91t
14. C. Cunningham vs. CS-Northridge, 1999	90t
15. Jessie Henderson vs. Tulane, 2005	88t
16. Deion Sanders, Jr. vs. Temple, 2013	87
17. Larry Wilson at Texas Tech, 1994	85

t - indicates a touchdown was scored

## YEARLY KICKOFF RETURN LEADERS

Year	Name	No.	Yds.	Avg.	TD
1947	Doak Walker (1)	10	*379	*37.9	2
1948	Doak Walker	5	161	32.2	—
1949	Kyle Rote	6	206	34.3	1
1950	Kyle Rote	14	*336	24.0	—
1951	B. Musselwhite	10	176	17.6	—
1952	V.J. Walker	8	185	23.1	—
1953	Frank Eidom	7	160	22.9	—
1954	Frank Eidom (8)	13	*292	22.2	—
1955	Don McIlhenny	10	221	22.1	—
1956	Charlie Jackson	16	318	19.9	—
1957	Frank Smith	8	176	23.0	—
1958	Glynn Gregory	12	205	17.1	—
1959	Don Meredith	5	119	*23.8	—
1960	Billy Polk	9	139	11.4	—
1961	Tom Sherwin	7	117	16.7	—
1962	Tommy Brennan	9	193	21.4	—
1963	Billy Gannon	9	225	25.0	—
1964	Jimmy Taylor	15	294	19.6	—
1965	John Roderick	9	159	17.7	—
1966	Jerry LeVias	15	*393	*26.2	1
1967	Jerry LeVias	21	394	18.8	—
1968	Jerry LeVias	17	293	17.2	1
1969	Gary Hammond	27	617	22.9	—
1970	Gary Hammond	8	186	23.3	—
1971	Louis Scott	24	497	20.7	—
1972	Rufus Shaw	14	268	19.1	—
1973	Alvin Maxson	11	211	19.2	—
1974	A. Whittington	14	336	24.0	—
1975	A. Whittington	18	319	17.7	—
1976	A. Whittington	33	700	21.3	1
1977	A. Whittington	16	294	18.4	—
1978	D.K. Perry	31	132	*23.6	1
1979	James Collier	16	379	*23.7	1
1980	John Simmons	10	217	21.7	—
1981	Blane Smith	15	265	17.7	—
1982	Reggie Dupard	12	231	19.3	—
1983	Donald Allen	8	129	16.1	—
1984	Cobby Morrison	9	215	23.9	—
1985	A. Livingston	12	264	22.0	—
1986	Cobby Morrison	19	427	22.5	—
1989	Korey Beard	39	626	16.1	—
1990	Korey Beard	23	405	17.6	—
1991	Michael Artmore	31	615	19.8	—
1992	Jason Wolf	23	555	*24.1	—
1993	Erwin Wilburn	19	367	19.3	—
1994	Erwin Wilburn	14	300	21.4	—
1995	Cornell Parker	25	571	22.8	—
1996	R. Phillips (6)	22	618	28.1	1
1997	Rodnick Phillips	10	207	20.7	—
1998	Kelsey Adams	15	367	24.5	—
1999	Rodnick Phillips	10	238	23.8	—
2000	C. Cunningham	19	359	18.9	—
2001	Jonas Rutledge	21	471	22.4	1
2002	Jonas Rutledge	38	901	23.7	—
2003	Jonas Rutledge	27	782	27.0	—
2004	Blake Warren	28	571	20.4	—
2005	Jessie Henderson	24	663	27.6	1
2006	Jessie Henderson	10	369	36.9	1
2007	Jessie Henderson	40	857	21.4	—
2008	Jessie Henderson	48	1,056	22.0	—
2009	Bryan McCann	34	824	24.2	—
2010	Darryl Fields	32	799	25.0	—
2011	J.R. Richardson	26	553	21.3	—
2012	Der'rick Thompson	16	411	25.7	—
2013	Deion Sanders, Jr.	18	370	20.6	—
2014	Deion Sanders, Jr.	37	759	20.5	—
2015	Braeden West	27	635	23.5	1
2016	Kevin Thomas	20	325	16.2	—

\* Led Conference

(#) - Indicates national ranking - top 10 only

# PUNT RETURN RECORDS

## YEARLY PUNT RETURN LEADERS

Year	Name	No.	Yds.	Avg.	TD
1945	Doak Walker	15	238	*15.9	0
1946	Frank Payne	15	252	16.8	0
1947	Doak Walker	20	256	12.8	1
1948	Doak Walker	10	169	16.9	1
1949	Bill Richards	6	105	17.5	—
1950	V.J. Walker	11	173	15.7	1
1951	V.J. Walker	8	168	*21.0	1
1952	V.J. Walker	5	46	5.0	—
1953	Frank Eidom	15	160	10.6	—
1954	Duane Nutt	5	105	*21.0	—
1955	John Roach	11	172	15.6	1
1956	Charlie Arnold	3	25	8.3	—
1957	Dan Bowden	3	28	9.3	—
1958	Norman Marshall	2	88	44.0	1
1959	Frank Jackson	2	63	31.5	—
1960	Frank Jackson	7	83	11.9	—
1961	Tom Sherwin	4	87	21.8	—
1962	Tommy Brennan	7	92	13.2	—
1963	Billy Gannon	13	88	6.8	—
1964	Jimmy Taylor	13	170	13.1	—
1965	Mike Livingston	17	146	8.6	—
1966	Jerry LeVias	17	222	13.1	1
1967	Jerry LeVias	17	227	13.4	—
1968	Jerry LeVias	24	261	10.9	1
1969	Gary Hammond	20	147	7.4	—
1970	Randy Allen	10	76	7.6	—
1971	Louis Scott	20	193	9.6	—
1972	Kris Silverthorn	32	443	13.8	2
1973	Mickey Early	18	76	4.2	—
1974	A. Whittington	21	197	9.4	1
1975	A. Whittington	8	66	8.3	1
1976	A. Whittington	19	209	*11.0	2
1977	David Hill	6	57	9.5	—
1978	D.K. Perry	25	268	*10.7	1
1979	Dick Blaylock	13	154	11.8	1
1980	John Simmons	27	330	12.2	2
1981	Blane Smith	15	90	6.0	—
1982	Reggie Dupard	9	59	6.6	—
1983	Russell Carter	7	59	8.4	—
1984	A. Livingston	11	110	10.0	1
1985	A. Livingston	16	162	10.1	—
1986	Jimmy Young	23	191	8.3	—
1989	Michael Bowen	7	68	9.7	—
1990	Michael Bowen	11	99	9.0	—
1991	Korey Beard	13	67	5.2	—
1992	Mick Rossley	11	75	6.8	—
1993	Erwin Wilburn	10	66	6.6	—
1994	Erwin Wilburn	12	94	7.8	—
1995	Vaughn Dickerson	16	142	8.9	—
1996	Jacoby Rhinehart	15	105	7.0	—
1997	Jacoby Rhinehart	13	95	7.3	—
1998	B. McDearman	28	138	4.9	—
1999	C. Cunningham	25	224	9.0	—
2000	C. Cunningham	21	200	9.5	—
2001	C. Cunningham	22	241	11.0	—
2002	Cody Cardwell (3)	27	467	17.3	1
2003	Blake Warren	17	173	10.1	1
2004	Blake Warren	16	186	11.6	—
2005	Blake Warren	22	209	9.8	—
2006	Blake Warren	21	274	8.3	—
2007	Emmanuel Sanders	20	183	9.2	—
2008	Bryan McCann	6	31	5.2	—
2009	Emmanuel Sanders	20	275	13.8	1
2010	Richard Crawford	9	83	9.2	—
2011	Richard Crawford	16	189	11.8	1
2012	Kenneth Acker	6	84	14.0	—
2013	JaBryce Taylor	7	97	13.9	1
2014	Daijuan Stewart	9	75	8.3	—
2015	Braeden West	5	32	6.4	—
2016	James Proche	12	47	3.9	—

\* Led Conference  
 (#) - Indicates national ranking - top 10 only  
 Based on yards



BLAKE WARREN

## CAREER RETURNS

1.	Blake Warren, 2003-2006	75
2.	Chris Cunningham, 1998-2003	71
3.	Jerry LeVias, 1966-68	58
	Arthur Whittington, 1974-77	58
5.	Doak Walker, 1945, 1947-49	50

## SEASON RETURNS

1.	Kris Silverthorn, 1972	32
2.	Bryan McDearman, 1998	28
3.	Cody Cardwell, 2002	27
	John Simmons, 1980	27
5.	Two players	25

## SINGLE-GAME RETURNS

1.	Doak Walker at Texas A&M, 1945	10
----	--------------------------------	----

## CAREER YARDAGE

1.	Doak Walker, 1945, 1947-49	750
2.	Blake Warren, 2003-2006	734
3.	Jerry LeVias, 1966-68	710
4.	Chris Cunningham, 1999-2003	678
5.	Arthur Whittington, 1974-77	507
6.	Emmanuel Sanders, 2006-09	477
7.	Cody Cardwell, 1999-2002	476
8.	Kris Silverthorn, 1972	443
9.	Val Joe Walker, 1950-52	387
10.	John Simmons, 1977-80	330

## SEASON YARDAGE

1.	Cody Cardwell, 2002	467
2.	Kris Silverthorn, 1972	443
3.	John Simmons, 1980	330
4.	Emmanuel Sanders, 2009	275
5.	Harold Perry, 1978	268
6.	Jerry LeVias, 1968	261
7.	Doak Walker, 1947	256
8.	Frank Payne, 1946	252
9.	Chris Cunningham, 2001	241
10.	Doak Walker, 1945	238

## SINGLE-GAME YARDAGE

1.	Cody Cardwell at UTEP, 2002	169
2.	Richard Crawford vs. UCF, 2011	141
2.	Doak Walker at Texas A&M, 1945	138
3.	Kris Silverthorn vs. New Mexico St., 1972	130
4.	John Simmons vs. Texas A&M, 1980	122
5.	Kris Silverthorn vs. Wake Forest, 1972	104
6.	John Simmons vs. TCU, 1980	95
	Harold Perry at Florida, 1978	95
	Arthur Whittington at TCU, 1974	95
9.	Jerry Norton at Georgia Tech, 1953	92
	Val Joe Walker vs. Texas, 1951	92

## CAREER AVERAGE PER RETURN

Minimum 25 returns

1.	Cody Cardwell, 1999-2002	16.4 (29-476)
2.	Doak Walker, 1945, 1947-49	15.0 (50-750)
3.	Kris Silverthorn, 1972	13.8 (32-443)
4.	John Simmons, 1977-80	12.2 (270-330)
	Jerry LeVias, 1966-68	12.2 (58-710)

## SEASON AVERAGE PER RETURN

Minimum 15 returns

1.	Cody Cardwell, 2002	17.3 (27-467)
2.	Frank Payne, 1946	16.8 (15-252)
3.	Doak Walker, 1945	15.9 (15-238)
4.	Kris Silverthorn, 1972	13.8 (32-443)
	Emmanuel Sanders, 2009	13.8 (20-275)

## SINGLE-GAME AVERAGE PER RETURN

Minimum 3 returns

1.	Richard Crawford vs. UCF, 2011	47.0 (3-141)
2.	John Simmons vs. Texas A&M, 1980	40.7 (3-122)
3.	Kris Silverthorn vs. New Mexico St., 1972	32.5 (4-130)
4.	Cody Cardwell at UTEP, 2002	28.2 (6-169)
5.	Kris Silverthorn vs. Wake Forest, 1972	26.0 (4-104)

## LONGEST PUNT RETURNS

1.	Richard Crawford vs. UCF, 2011	92t
	Val Joe Walker vs. Texas, 1951	92t
3.	Weldon Mason vs. Mississippi, 1929	90t
4.	Jerry LeVias at TCU, 1968	89t
5.	Arthur Whittington at TCU, 1974	84t
6.	Jerry LeVias vs. Texas A&M, 1966	83t
	Robert Welch vs. Lakeland AFB, 1945	83t
8.	John Simmons at Tulane, 1980	82t
	John Roach vs. Rice, 1955	82t
10.	Harold Perry at Florida, 1978	80t
11.	Emmanuel Sanders vs. SFA, 2009	79t
12.	Bobby Wilson vs. Okla. A&M, 1933	78t
13.	Kris Silverthorn vs. New Mex. St., 1972	77t
14.	Doak Walker vs. Missouri, 1947	76t
15.	Arthur Whittington vs. TCU, 1976	75t
	Norman Marshall at Texas, 1958	75t
	Doak Walker at Pittsburgh, 1948	75t

t - touchdown was scored on the play



# DEFENSIVE RECORDS



PUTT CHOATE

## CAREER TACKLES

1. Putt Choate, 1975-78	649
2. Gary Moten, 1979-82	455
3. Bill Kiely, 1989-92	445
4. Jason Bednarz, 1989-92	423
5. Chris Bordano, 1993-97	421

## SEASON TACKLES

1. Putt Choate, 1978	253 (94 S, 159 A)
2. Putt Choate, 1977	186 (68 S, 118 A)
3. Craig Swann, 1995	167 (102 S, 65 A)
4. Louie Kelcher, 1974	161 (94 S, 67 A)
5. Putt Choate, 1976	150 (76 S, 74 A)

## SINGLE-GAME TACKLES

1. Champ Dickerson vs. Ohio State, 1977	32
2. Putt Choate vs. Texas A&M, 1976	31
3. Putt Choate at Penn State, 1978	28
4. Clarence Bennett vs. Houston, 1980	27
Putt Choate at Texas A&M, 1977	27

## SEASON TACKLES FOR LOSS

1. Louie Kelcher, 1974	22
------------------------	----

## SINGLE-GAME TACKLES FOR LOSS

1. Luke Johnson at UTEP, 1999	6
Chad Patton vs. Baylor, 1991	6

## CAREER SACKS

1. Luke Johnson, 1997-99	23.5
2. Ja'Gared Davis, 2009-12	20.5
3. Justin Rogers, 2003-06	19.5
4. Anthony Beverley, 1981-84	19
5. Taylor Thompson, 2008-11	18
Chad Patton, 1990-93	18
7. Jerry Ball, 1983-86	17

## SEASON SACKS

1. Luke Johnson, 1999	11.5
2. Victor Simon, 1981	11
3. Luke Johnson, 1997	10
Gary Nelson, 1978	10
5. Justin Rogers, 2006	9.5

## SINGLE-GAME SACKS

1. Luke Johnson at UTEP, 1999	4
-------------------------------	---

## CAREER BLOCKED KICKS

1. Margus Hunt, 2009-12	17 (10 PATs, 7 FGs)
2. Chad Patton, 1990-93	8 (2 FGs, 4 PATs, 2 punts)

## SEASON BLOCKED KICKS

1. Margus Hunt, 2009	7 (4 FG, 3 PAT)
2. Chad Patton, 1992	4 (1 FG, 2 PATs, 1 punt)
Margus Hunt, 2011	4 (2 FG, 2 PAT)

## SEASON FUMBLE RECOVERIES

1. B.J. Stankovich, 1994	6
--------------------------	---

## SINGLE-GAME FUMBLE RETURN YARDAGE

1. Alvin Nnabuife vs. Nevada, 2004	112
------------------------------------	-----

## SINGLE-GAME FUMBLE RETURN TOUCHDOWNS

1. Alvin Nnabuife vs. Nevada, 2004	2
------------------------------------	---



LUKE JOHNSON

## YEARLY TACKLE LEADERS

Year	Name	UT	AT	Total
1973	Ernest Knox	78	61	139
1974	Louie Kelcher	94	67	161
1975	Mickey Early	61	49	110
1976	Putt Choate	76	74	150
1977	Putt Choate	68	118	186
1978	Putt Choate	94	159	253
1979	Eric Ferguson	37	74	111
1980	Gary Moten	25	106	131
1981	Gary Moten	56	83	139
1982	Gary Moten	79	59	138
1983	Anthony Beverley	46	35	81
1984	Jerry Ball	51	46	97
1985	Kit Case	61	55	116
1986	Franky Thomas	48	53	101
1989	Cary Brabham	73	28	101
1990	Bill Kiely	98	46	144
1991	Bill Kiely	74	51	125
1992	Jason Bednarz	76	50	126
1993	Rodney Watkins	71	22	93
1994	Chris Bordano	72	39	111
1995	Craig Swann	102	65	*167
1996	Chris Bordano	74	50	124
1997	Chris Bordano	67	53	120
1998	Jason Simonton	91	40	131
1999	Jason Simonton	76	49	125
2000	Vic Viloría	76	50	126
2001	Vic Viloría	74	36	110
2002	Vic Viloría	67	22	89
2003	D.D. Johnson	66	34	100
	D.D. Lee	64	36	100
2004	Alvin Nnabuife	40	40	80
2005	Joe Sturdivant	63	49	112
2006	Joe Sturdivant	80	28	109
2007	Will Bonilla	54	28	82
	Bryce Hudman	54	28	82
2008	Pete Fleps	67	39	106
2009	Chase Kennemer	85	50	135
2010	Taylor Reed	101	44	145
2011	Taylor Reed	56	45	101
2012	Taylor Reed	62	35	97
2013	Randall Joyner	49	49	98
2014	Hayden Greenbauer	48	31	79
2015	Justin Lawler	43	21	64
2016	Kyran Mitchell	48	19	67

\* Led Conference



JA'GARED DAVIS

# INTERCEPTION RECORDS

## YEARLY INTERCEPTION LEADERS

Year	Name	No.	Yds.	Avg.	TD
1946	Bill Weatherford	6	114	19.0	—
1947	Paul Page	7	37	5.3	—
1948	Paul Page	4	0	0.0	—
1949	Bobby Folsom	3	23	7.7	—
1950	V.J. Walker	5	43	8.6	—
1951	Dave Powell	4	38	9.5	—
	V.J. Walker	4	32	8.0	—
1952	Bill Crisler	3	57	19.0	—
1953	Duane Nutt	4	53	13.3	—
1954	John Roach	4	56	14.0	—
1955	Six players	1	—	—	—
1956	Charlie Arnold	2	44	22.0	—
	Harold Bittenbender	2	13	6.5	—
1957	Charlie Jackson	3	127	42.3	1
1958	Ken Lowe	3	42	14.0	—
1959	Tirey Wilemon	3	123	41.0	1
1960	Five players	1	—	—	—
1961	Mike Kelsey	3	33	11.0	—
1962	John Hughes	6	82	13.7	—
1963	Billy Gannon	4	42	10.5	—
1964	Three players	2	—	—	—
1965	Ron Reel	4	75	18.8	—
1966	Jerry Wilson	5	47	9.4	—
1967	Floyd Burke	3	49	16.3	—
	Jerry Wilson	3	6	2.0	—
1968	Jimmy Livingston	*8	104	13.0	—
1969	Pat Curry	*7	48	6.9	—
1970	Robert Popelka	4	22	5.5	—
1971	Robert Popelka	4	111	27.7	1
1972	Ted Thompson	4	62	15.5	—
1973	Mickey Early	4	70	17.5	1
1974	Ted Thompson	3	95	31.7	—
	Mark Howe	3	36	12.0	—
1975	David Hill	4	52	13.0	1
	Louis Blanton	4	42	10.5	—
1976	Mark Howe	4	43	10.8	—
1977	D.K. Perry	5	94	18.8	1
1978	David Hill	*7	88	12.6	2
1979	John Simmons	5	58	11.6	—
1980	John Simmons	7	62	8.9	2
1981	Russell Carter	7	102	14.6	—
1982	Wes Hopkins	*6	83	13.8	—
1983	Russell Carter	*7	40	5.7	—
1984	Keith Brooks	4	123	30.8	1
1985	Kit Case	4	31	7.8	—
1986	Franky Thomas	2	22	11.0	—
1989	Three players	2	—	—	—
1990	Marcello Simmons	4	12	3.0	—
1991	Marcello Simmons	4	48	12.0	—
1992	Cary Brabham (10)	6	30	5.0	—
1993	Richie Butler	2	0	0.0	—
1994	Cornell Parker	5	65	13.0	—
1995	Cornell Parker	4	50	12.5	—
1996	Jay Harvey	3	77	25.7	—
	Dewey Evans	3	62	20.7	—
1997	Jacoby Rhinehart	4	3	0.8	—
1998	Tracy Hart	5	62	12.4	1
1999	Tracy Hart	5	28	5.6	—
2000	Tommy Dorsey	2	28	14.0	—
	Ruben Moodley	2	44	22.0	—
2001	Shane O'Neill	5	27	5.4	—
2002	Kevin Garrett	2	5	2.5	—
	Vic Vioria	2	0	0.0	—
2003	Jonas Rutledge	3	59	19.7	1
2004	Rolando Humphrey	2	0	0	—
2005	Jamey Harper	4	78	19.5	—
	Alvin Nnabuife	4	119	28.1	1
2006	Devin Lowery	3	15	5.0	—
2007	Bryan McCann	4	63	15.8	—
2008	Bryan McCann	3	0	0.0	—
2009	Rock Dennis	5	82	16.4	1
2010	Richard Crawford	4	3	0.8	—
2011	Richard Crawford	2	22	11.0	—
	Ja'Gared Davis	2	14	7.0	—
2012	Taylor Reed	3	82	27.3	2
	Kenneth Acker	3	82	27.3	1
	Randall Joyner	3	23	7.7	—
2013	Kenneth Acker	3	27	9.0	—
2014	Horace Richardson	2	0	0.0	—
2015	Jordan Wyatt	2	26	13.0	—
	Horace Richardson	2	19	9.5	—
2016	Horace Richardson	6	215	35.8	2

\* Led Conference

(# ) Indicates national ranking - top 10 only



RUSSELL CARTER

## CAREER INTERCEPTIONS

1.	Russell Carter, 1980-83	18
2.	John Simmons, 1977-80	17
3.	Paul Page, 1945-48	15
4.	Wes Hopkins, 1979-82	14
5.	David Hill, 1975-78	13
	Pat Curry, 1969-71	13
7.	Tracy Hart, 1996-99	12
8.	Robert Popelka, 1970-72	11
	Val Joe Walker, 1950-52	11
	Harold Perry, 1975-78	11
	Doak Walker, 1945, 1947-49	11
	Bryan McCann, 2006-09	11

## SEASON INTERCEPTIONS

1.	Jim Livingston, 1968	8
2.	Russell Carter, 1983	7
	Russell Carter, 1981	7
	John Simmons, 1980	7
	David Hill, 1978	7
	Pat Curry, 1969	7
	Paul Page, 1947	7
8.	Bill Weatherford, 1946	6
	John Hughes, 1962	6
	Wes Hopkins, 1982	6
	Cary Brabham, 1992	6
	Horace Richardson, 2016	6

## SINGLE-GAME INTERCEPTIONS

1.	Wes Hopkins at Houston, 1981	4
	John Hughes vs. Rice, 1962	4
3.	Devin Lowery vs. Marshall, 2006	3
	Cornell Parker vs. Texas, 1995	3
	David Hill at Ohio State, 1978	3
	Jim Livingston vs. NC St., 1968	3
	David Powell vs. Okla. A&M, 1950	3
	Paul Page at Texas A&M, 1947	3

## CAREER INT RETURN YARDS

1.	Horace Richardson, 2012-16 (10 INT)	234
2.	Wes Hopkins, 1979-82 (14 INT)	231
3.	John Simmons, 1977-80 (17 INT)	221
4.	Robert Popelka, 1970-72 (11 INT)	218
5.	Jonas Rutledge, 2000-03 (8 INT)	207

## SEASON INT RETURN YARDS

1.	Horace Richardson, 2016	215 (6 INT)
2.	Jonas Rutledge, 2001	147 (4 INT)
3.	Keith Brooks, 1984	123 (4 INT)
4.	Alvin Nnabuife, 2005	119 (4 INT)
5.	Bill Weatherford, 1946	114 (6 INT)
6.	Robert Popelka, 1971	111 (4 INT)

## SINGLE-GAME INT RETURN YARDS

1.	Three players	100
	<i>Last by Reggie Phillips vs. Louisville, 1984</i>	

## LONGEST RETURNS

1.	Reggie Phillips at Louisville, 1984	100t
	Putt Choate vs. Tulane, 1977	100t
	Charles Jackson vs. Rice, 1957	100t
4.	Tirey Wilemon vs. Navy, 1959	95t
	Hubert Walling vs. Okla. A&M, 1922	95t
6.	Allen Rowsom vs. LSU, 1922	90t
7.	Hayden Greenbauer vs. Fresno State, 2012	83t
8.	Horace Richardson at East Carolina, 2016	80t
9.	Robert Popelka vs. Texas Tech, 1971	76t
10.	Tom Koenig vs. TCU, 1956	75



The prestigious Doak Walker Award was created in 1989 to recognize the nation's premier running back for his accomplishments on the field, achievement in the classroom and citizenship in the community.

To be nominated, a candidate must:

- Play predominantly at the running back position and made extraordinary contributions to his team.
- Be enrolled in a degree program, in good academic standing and on schedule to graduate.
- Hold a record of good citizenship within and beyond the athletic sphere.
- Demonstrate a record of leadership.
- Exhibit the characteristics of sportsmanship and fair play associated with Doak Walker.

## RECIPIENTS

2016	D'Onta Foreman	Texas
2015	Derrick Henry	Alabama
2014	Melvin Gordon	Wisconsin
2013	Andre Williams	Boston College
2012	Montee Ball	Wisconsin
2011	Trent Richardson	Alabama
2010	LaMichael James	Oregon
2009	Toby Gerhart	Stanford
2008	Shonn Greene	Iowa
2007	Darren McFadden	Arkansas
2006	Darren McFadden	Arkansas
2005	Reggie Bush	USC
2004	Cedric Benson	Texas
2003	Chris Perry	Michigan
2002	Larry Johnson	Penn State
2001	Luke Staley	BYU
2000	LaDainian Tomlinson	TCU
1999	Ron Dayne	Wisconsin
1998	Ricky Williams	Texas
1997	Ricky Williams	Texas
1996	Byron Hanspard	Texas Tech
1995	Eddie George	Ohio State
1994	Rashaan Salaam	Colorado
1993	Byron "Bam" Morris	Texas Tech
1992	Garrison Hearst	Georgia
1991	Trevor Cobb	Rice
1990	Greg Lewis	Washington

# TEAM RECORDS

## GAME RECORDS - OFFENSE

### TOTAL OFFENSE

Most Plays	107 vs. Ohio State, 1978
Most Yards	728 vs. Temple, 2013
Fewest Plays	31 vs. Georgia Tech, 1957
Fewest Yards	37 vs. Texas Tech, 1964

### RUSHING

Most Rushes	80 vs. Rice, 1973
Most Yards	519 vs. Tulane, 1982
Most TDs	8 vs. Grambling, 1981
Fewest Rushes	11 at Navy, 2008
Fewest Yards	-76 vs. Texas, 1952

### PASSING

Most Attempts	76 vs. Ohio State, 1968
Most Completions	45 vs. Rutgers, 2013
Most Yards	538 vs. Temple, 2013
Most TDs	6 vs. Vanderbilt, 1990
Most Intercepted	9 by Arkansas, 1970
Fewest Attempts	0 vs. Texas A&M, 1974 & vs. Navy, 1960
Fewest Completions	0, four times, last vs. Arkansas, 1975
Fewest Yards	0, four times, last vs. Arkansas, 1975

### HIGHEST COMPLETION PERCENTAGE

Min. 10 att.	.888 (16-of-18) vs. Okla. A&M, 1947
Min. 20 att.	.857 (18-of-21) vs. Sam Houston St., 2006
Min. 25 att.	.828 (24-of-29) at Tulsa, 1999

### SCORING

Most Points	72 vs. Houston, 2012
Most TDs	10 vs. Houston, 2012
Most PATs by Kick	9 vs. Houston, 2012
Most Total PAT Points	9 vs. Grambling, 1981, vs. Houston, 2012
Most Field Goals	4, six times
Most TDs by Rush	8 vs. Grambling, 1981
Most TDs by Pass	6 vs. Vanderbilt, 1990

### FIRST DOWNS

Total	34 vs. Temple, 2013
By Rush	26 vs. Oregon State, 1974
By Pass	24 vs. Temple, 2013
By Penalty	6 at Tulane, 2006
Fewest First Downs	0 vs. Texas, 1943
Fewest Rushing	0, several times, last at TCU, 2009
Fewest Passing	0, several times, last vs. Houston, 1982

### PUNTING

Most Punts	14 vs. Texas Tech, 1984
Most Yards	556 vs. Georgia Tech, 1957
Best Average	57.0 vs. Rice, 1980
Fewest Punts & Yards	0, vs. Vanderbilt, 1990 vs. New Mexico, 1996

### PUNT RETURNS

Most Punts Returned	12 vs. Texas A&M, 1945
Most Return Yards	222 vs. Lackland AFB, 1945

### KICKOFF RETURNS

Most Kickoff Returns	12 vs. Houston, 1989
Most Yards Returned	239 at Wyoming, 1996

### FUMBLES

Most	10 vs. Kansas, 1954
Most Lost	6 vs. Air Force, 1963 & vs. Oregon State, 1973
Fewest	0, several times
Fewest Lost	0, several times

## PENALTIES

Most	17 at Tulsa, 2003
Most Yards	158 vs. East Carolina, 2009
Fewest	0 vs. Arkansas, 1960, vs. Memphis, 2012
Fewest Yards	0 vs. Arkansas, 1960, vs. Memphis, 2012

## GAME RECORDS - DEFENSE

### INTERCEPTIONS

Most Interceptions by SMU	8 vs. Arkansas, 1951
Most Interception Return Yards	232 vs. Stephen F. Austin, 2012

### FUMBLES

Most Caused	9, four times, last at Arkansas, 1972
Most Recovered	6, three times, last at Arkansas, 1972

### PUNTS

Most Forced	17, Texas A&M, 1945
-------------	---------------------

### PUNT RETURNS

Most Returns Allowed	9, TCU, 2000
Most Yards Allowed	198, Air Force, 1971
Most TDs Allowed	1, several times, last by Boise St., 2004
Fewest Returns Allowed	0 several times, last by Fresno State, 2012
Fewest Yards Allowed	-10, Rice, 1974

### KICKOFF RETURNS

Most Returns Allowed	9, two times, last by New Mexico State, 1972
Most Yards Allowed	179, N.C. State, 1968
Most TDs Allowed	1, several times, last by Houston, 2010
Fewest Returns Allowed	0 several times, last by Texas Tech, 2006
Fewest Yards Allowed	-1, TCU, 1985 & by Alabama, 1976

## THE 1915 MUSTANGS

On the morning of Sept. 14, 1915, coach Ray Morrison held his first practice, thus marking the birth of the SMU football program.

A former All-Southern quarterback at Vanderbilt, Morrison immediately installed the passing game at SMU. Morrison came to be known as "the father of the forward pass" because of his use of the passing game on first and second downs instead of as a last resort.

A local sportswriter nicknamed the team "the Parsons" because the squad was composed primarily of theological students. SMU was a member of the Texas Intercollegiate Athletic Association, which ruled that neither graduate nor transfer students were eligible to play. Therefore, the first SMU team consisted entirely of freshmen.

The Mustangs played their first game Oct. 10, 1915, dropping a 43-0 decision to TCU in Fort Worth. SMU bounced back in its next game, its first at home, to defeat Hendrix College, 13-2. During the 1915 season, the Mustangs posted a record of 2-5 and scored just three touchdowns while giving up 131 points.





## SEASON RECORDS - OFFENSE

### TOTAL OFFENSE

Most Plays	945 (2013)
Most Yards Gained	5,804 (2010)
Highest Average Gain Per Play	6.31 (2010)
Most Yards Gained Per Game	435.2 (2013)
Most TDs	45 (2010)
Fewest Plays	569 (1964)
Fewest Yards Gained	1,432 (1964)

### RUSHING

Most Rushes	683 (1974)
Most Net Yards Gained	3,395 (1973)
Most Net Yards Per Game	308.6 (1973)
Highest Average Per Rush	5.2 (1973)
Most TDs Rushing	33 (1981)
Fewest Rushes	217 (2008)
Fewest Net Yards Gained	497 (2008)

### PASSING

Most Attempts	619 (2013)
Most Completions	400 (2013)
Highest Completion Pct.	64.6 (400-of-619) (2013)
Most Yards Gained	4,097 (2013)
Most Yards Gained Per Game	341.4 (2013)
Most TD Passes	31 (2010)
Highest Average Gain Per Attempt	8.93 (1984)
Most Passes Had Intercepted	32 (1970)
Fewest Attempts	95 (1973)
Fewest Completions	38 (1973)
Fewest Yards Gained	755 (1964)
Fewest Had Intercepted	4 (1982)

### SCORING

Most Points	397 (2012)
Fewest Points	15 (1921)
Most Points Scored Per Game	33.2 (1981)
Most TDs Scored	48 (2010)
Most PATs By Kick	48 (2010)
Most Rushing PATs	5 (1969)
Most Passing PATs	5 (1969)
Most PATs Attempted	48 (2010)
Most Field Goals	18 (1981 & 2005)
Most Field Goals Attempted	23 (1982)

### FIRST DOWNS

Most Total	290 (2010)
Most By Rush	159 (1974)
Most By Pass	191 (2013)
Most By Penalty	31 (2007)
Fewest Total	95 (1964)
Fewest By Rush	43 (2008)
Fewest By Pass	24 (1973)
Fewest By Penalty	3 (1960 & 1966)

### PUNTS

Most Punts	94 (1946)
Fewest Punts	40 (1958)
Highest Average Per Punt	44.0 (1980)
Most Yards Punted	3,596 (1946)
Fewest Yards Punted	1,459 (1954)

### PUNT RETURNS

Most Returns	56 (1946)
Most Yards	744 (1945)
Highest Average Per Return	17.3 (2002)
Fewest Returns	9 (1956)
Fewest Yards	41 (2015)

### KICKOFF RETURNS


Most Returns	69 (2008)
Most Yards	1,392 (2008)
Highest Average	25.8 (2003)
Fewest Returns	16 (1983)
Fewest Yards	203 (1983)

### FUMBLES

Most	51 (1974)
Most Lost	35 (1973)
Fewest	15 (1997)
Fewest Lost	6 (1942, 1993 & 1994)

### PENALTIES

Most	92 (2007)
Most Yards	833 (2007)
Fewest	28 (1948)
Fewest Yards	197 (1948)



With a 9-0 record, SMU won the Southwest Conference in 1923, dominating opponents. SMU outscored foes 207-9 that year, averaging a 23-1 advantage per game.

## MISCELLANEOUS RECORDS

### SMU IN THE HEISMAN TROPHY VOTING

Year	Player, Class	Finish (Pts.)
1947	Doak Walker, So.	3rd (196)
1948	Doak Walker, Jr.	1st (778)
1949	Doak Walker, Sr.	3rd (229)
1950	Kyle Rote, Sr.	2nd (280)
1958	Don Meredith, Jr.	9th (75)
1959	Don Meredith, Sr.	3rd (286)
1982	Eric Dickerson, Sr.	3rd (465)

### LONGEST UNBEATEN STREAKS

Games	Wins	Ties	Seasons	Ended by
21	20	1	1981-83	Texas (12-15)
19	14	5	1922-24	W. Va. Wes. (7-9)
15	13	2	1946-48	Missouri (14-20)
14	14	0	1934-36	Stanford (0-7)

### LONGEST WINNING STREAKS

Games	Wins	Seasons	Ended by
14	14	1934-36	Stanford (0-7)
14	14	1981-83	Arkansas (17-17)
13	13	1923-24	Texas A&M (7-7)
11	11	1946-47	TCU (19-19)

### LONGEST LOSING STREAKS

Games	Losses	Season(s)	Ended by
15	15	2003-04	San Jose St. (36-13)
13	13	1990-91	Tulane (31-17)
13	13	2013-14	Connecticut (27-20)
11	11	2007-08	Texas State (47-36)
10	10	1995	Tulsa (17-10)
10	10	2008	Stephen F. Austin (31-23)

### MILESTONE VICTORIES

No.	Opponent	Date	Score
1	Hendrix	10/14/15	13-2
50	Baylor	11/13/26	31-3
100	at Wash. (Mo.)	12/8/34	7-0
150	Arkansas	11/14/42	14-6
200	at Rice	10/18/52	21-14
250	Illinois	9/17/66	26-7
300	at Wake Forest	9/6/75	14-7
350	at TCU	9/24/83	21-17
400	at Utah	10/11/97	20-19
450	at ECU	11/26/10	45-38 (ot)

### MILESTONE GAMES

No.	Opponent	Date	Score
1	at TCU	10/8/15	0-43
50	Austin College	11/20/20	0-43
100	Centenary	10/8/26	37-0
150	at Rice	10/17/31	21-12
200	at UCLA	11/9/35	21-0
250	Auburn	10/19/40	20-13
300	at Oklahoma A&M	10/12/45	12-26
350	Georgia Tech	9/23/50	33-13
400	at Notre Dame	9/24/55	0-17
450	at Missouri	9/17/60	0-20
500	Baylor	11/21/64	13-16
550	Texas	11/1/69	14-45
600	at Ohio State	9/28/74	9-28
650	at Rice	11/11/78	58-0
700	Grambling	9/10/83	20-13
750	at Houston	10/21/89	21-95
800	Arkansas	9/3/94	14-34
850	TCU	10/17/98	10-6
900	Tulsa	11/23/02	24-21
950	at Arkansas State	9/15/07	28-45
1000	Northwestern State	9/17/11	40-7
1050	at TCU	9/19/15	37-56

## ATTENDANCE

Biggest Crowd	87,721 at Ohio State, 10/7/78
Biggest Home Crowd	75,504 vs. Notre Dame, 12/4/54

## WINNING POINT DIFFERENTIAL

Margin	Opponent
70	vs. Daniel Baker (70-0), 1920
68	vs. North Texas State (68-0), 1927
66	vs. North Texas State (66-0), 1922
60	vs. Austin College (60-0), 1935
58	at Rice (58-0), 1978
56	vs. Oklahoma A&M (56-0), 1950
54	vs. North Texas State (60-6), 1928
54	vs. North Texas State (54-0), 1941
53	vs. Trinity (60-7), 1928
52	vs. Mississippi (52-0), 1929
52	vs. Stephen F. Austin (52-0), 2012

## LOSING POINT DIFFERENTIAL

Margin	Opponent
143	at Rice (3-146), 1916
74	at Texas (0-74), 1916
74	at Houston (21-95), 1989
63	at Memphis (0-63), 2015
62	at Texas A&M (0-62), 1916
61	at Baylor (0-61), 1916
59	at Texas A&M (6-65), 1991
58	at Texas A&M (8-66), 2005
56	vs. TCU (56-0), 2014

## SMU IN THE FINAL RANKINGS

Year	AP	UPI	Other
1935	—	—	1*
1940	16	—	—
1947	3	—	—
1948	10	—	—
1954	UR	17	—
1958	UR	18	—
1966	10	9	—
1968	14	16	—
1980	20	20	—
1981	3	UR	1+
1982	2	2	1-2^
1983	12	11	12^
1984	8	8	8^

\* - Dickinson & Holgate mathematical systems; + - National Championship Foundation;  
 -- Helms Athletic Foundation Poll; ^ - USA Today/CNN Poll



Doak Walker won the 1948 Heisman Trophy

# OPPONENT RECORDS

## RUSHING

Most Attempts	42, Ricky Dobbs (Navy), 2008
Most Yards	342, Roosevelt Leaks (Texas), 1973 & Matt Forte (Tulane), 2007
Most Touchdowns	4, Greg Ward, Jr. (Houston), 2015 Keenan Reynolds (Navy), 2015 Ricky Dobbs (Navy), 2008 Ed Baily (Rice), 2004 Darren Lewis (Texas A&M), 1990 James Gray (Texas Tech), 1989 Stephen Worster (Texas), 1970 Jim Bertlesen (Texas), 1969 Perry Williams (Purdue), 1966

## PASSING

Most Attempts	76, David Klingler (Houston), 1990
Most Completions	48, David Klingler (Houston), 1990
Most Yards	601, Daniel Meager (UNT), 2007
Most TDs	7, Paxton Lynch (Memphis), 2015 Josh Fields (Oklahoma State), 2003
Most Passes Intercepted	5, Lionel Wilson (Houston), 1981

## RECEIVING

Most Receptions	18, Casey Fitzgerald (UNT), 2007
Most Yards	327, Casey Fitzgerald (UNT), 2007
Most Touchdowns	7, Rashaun Woods (Oklahoma State), 2003

## OPPONENT TEAM - GAME

### TOTAL OFFENSE

Most Plays	108, Memphis, 2007
Most Yards	1,021, Houston, 1989
Fewest Plays	29, Texas A&M, 1945
Fewest Yards	30, UT Arlington, 1981

### SCORING OFFENSE

Most Points Scored	146, Rice, 1916
Most Field Goals Scored	5, Houston, 1984 & Rice, 2012
Most TDs Scored (modern)	13, Houston, 1989
Most PATs Scored (modern)	12, Houston, 1989
Fewest Points Scored	0, several times

### FIRST DOWNS

Most Total	35, Houston, 1989 & Memphis, 2007
Most Rushing	28, Arkansas, 1977 & Baylor, 1993
Most Passing	24, Houston, 1990
Most Penalty	5, TCU, 1978, Baylor, 1966 & Baylor, 1986
Fewest Total	0, Marquette, 1939
Fewest Rushing	0, Florida, 1972
Fewest Passing	0 several times, last by Navy, 2011
Fewest Penalty	0 several times, 2x in 2016

## RUSHING

Most Attempts	91, Baylor, 1993
Most Net Yards	611, Texas, 1969
Most Touchdowns	9, [rv/rv] Navy, 2016
Fewest Attempts	16, Tulsa, 1998 & Tulane, 2012
Fewest Net Yards	-31, Kansas, 1955

## PASSING

Most Attempts	81, Houston, 1990
Most Completions	53, Houston, 1990
Most Yards	771, Houston, 1989
Most Touchdowns	10, Houston, 1989
Most Passes Intercepted	8, Arkansas, 1951
Fewest Attempts	0, Baylor, 1993, & Navy, 2008
Fewest Completions	0 several times, last by Navy, 2011
Fewest Yards	0, several times, last by Navy, 2008

## OPPONENT TEAM - SEASON

### TOTAL OFFENSE

Most Plays	980 (2010)
Most Yards Gained	6,026 (2015)
Most Yards Gained Per Game	530.2 (1989)
Fewest Plays	514 (1947)
Fewest Yards Gained	1,928 (1946)

### RUSHING

Most Rushes	652 (1978)
Most Net Yards Gained	3,134 (2015)
Most Net Yards Per Game	272.6 (1977)
Most Touchdowns	40 (2015)
Fewest Rushes	357 (1947)
Fewest Net Yards Gained	1,092 (1965)

### PASSING

Most Attempts	540 (2012)
Most Completions	306 (2007)
Highest Completion Pct.	64.1 (268-of-418) (2006)
Most Yards Gained	3,617 (2007)
Most Yards Gained Per Game	301.4 (2007)
Most TD Passes	31 (2015)
Fewest Attempts	108 (1957)
Fewest Completions	49 (1946)
Fewest Yards	751 (1957)
Most Passes Intercepted	31 (1981)
Fewest Had Intercepted	6 (4 times last in 2014)

### SCORING

Most Points	548 (2015)
Fewest Points	9 (1923)
Most Points Scored Per Game	45.7 (2015)
Most TDs Scored	75 (2015)
Most PATs By Kick	72 (2015)
Most PATs Attempted	74 (1989, 2014, 2015)
Most Field Goals	20 (2014)
Most Field Goals Attempted	27 (2014)

### FIRST DOWNS

Most Total	325 (2007)
Most Rushing	165 (1977)
Most Passing	173 (2012)
Most Penalty	25 (2007)
Fewest Total	104 (1947)
Fewest Rushing	61 (1947)
Fewest Passing	32 (1955 & 1957)
Fewest Penalty	1 (1958)

### PUNTS

Most Punts	114 (1942)
Most Yards Punted	3,037 (1980)
Highest Average Per Punt	43.7 (2010)
Fewest Punts	35 (1989 & 2008)
Fewest Yards Punted	924 (1963)

### PUNT RETURNS

Most Returns	42 (1989)
Most Yards	610 (1986)
Highest Average Per Return	14.9 (1986)
Most TDs	3 (1973)
Fewest Returns	14 (1966)
Fewest Yards	75 (1975)



KICKOFF RETURNS

Most Returns	69 (2008)
Most Yards	1,414 (2010)
Most TDs	1 (several times, last 2016)
Fewest Returns	14 (1946 & 1960)
Fewest Yards	247 (1960)

FUMBLES

Most	55 (1972)
Most Lost	26 (1975)
Fewest	10 (2004 & 2010)
Fewest Lost	5 (1990 & 2010)

PENALTIES

Most	102 (1989)
Most Yards	882 (1977)
Fewest	43 (1959 & 1961)
Fewest Yards	369 (1959)

SMU VS. HEISMAN TROPHY WINNERS

Year	Winner (School)	Result
1938	Davey O'Brien (TCU)	L, 7-20
1949	Leon Hart (Notre Dame)	L, 20-27
1950	Vic Janowicz (Ohio State)	W, 32-27
1953	Johnny Lattner (Notre Dame)	L, 14-40
1956	Paul Hornung (Notre Dame)	W, 19-13
1957	John David Crow (Texas A&M)	L, 6-19
1960	Joe Bellino (Navy)	L, 7-26
1963	Roger Staubach (Navy)	W, 32-28
1974	Archie Griffin (Ohio State)	L, 9-28
1977	Earl Campbell (Texas)	L, 14-30
1989	Andre Ware (Houston)	L, 21-95
2012	Johnny Manziel (Texas A&M)	L, 3-48

SMU BOWL RECORDS

INDIVIDUAL

Most Carries	27, Eric Dickerson vs. Pittsburgh, 1983 Cotton Bowl
Most Rushing Yards	225, Craig James vs. BYU, 1980 Holiday Bowl
Most Pass Attempts	43, Chuck Hixson vs. Oklahoma, 1968 Astro-Bluebonnet Bowl
Most Pass Completions	32, Kyle Padron vs. Nevada, 2009 Sheraton Hawaii Bowl
Most Passing Yards	460, Kyle Padron vs. Nevada, 2009 Sheraton Hawaii Bowl
Most TD Passes	2, Chuck Hixson vs. Oklahoma, 1968 Astro-Bluebonnet Bowl 2, Kyle Padron vs. Nevada, 2009 Sheraton Hawaii Bowl
Most Passes Caught	2, Kyle Padron vs. Army, 2010 Bell Helicopter Armed Forces Bowl 9, Aldrick Robinson vs. Nevada, 2009 Sheraton Hawaii Bowl 9, Darius Johnson vs. Army, 2010 Bell Helicopter Armed Forces Bowl
Most Receiving Yards	176, Aldrick Robinson vs. Nevada, 2009 Sheraton Hawaii Bowl
Most TD Receptions	2, John Roderick vs. Oregon, 1963 Sun Bowl
Most INTs	2, Bruce Portillo vs. Oklahoma, 1968 Astro-Bluebonnet Bowl
Most INT Return Yards	83, Hayden Greenbauer vs. Fresno State, 2012 Sheraton Hawaii Bowl
Most Total Yards	467, Kyle Padron vs. Nevada, 2009 Sheraton Hawaii Bowl
Most Punts	7, Bob Finley vs. Stanford, 1936 Rose Bowl 7, Larry Tunnell vs. Oklahoma, 1968 Astro-Bluebonnet Bowl
Most Punt Returns	8, Bobby Wilson vs. Stanford, 1936 Rose Bowl
Most Punt Return Yards	73, Bobby Wilson vs. Stanford, 1936 Rose Bowl
Most Kickoff Returns	4, Jerry Levias vs. Oklahoma, 1968 Astro-Bluebonnet Bowl
Most Kickoff Return Yards	90, Jerry Levias vs. Oklahoma, 1968 Astro-Bluebonnet Bowl
Most TDs scored	3, Craig James vs. BYU, 1980 Holiday Bowl 3, Shawnbrey McNeal vs. Nevada, 2009 Sheraton Hawaii Bowl
Most points scored	18, Craig James vs. BYU, 1980 Holiday Bowl 18, Shawnbrey McNeal vs. Nevada, 2009 Sheraton Hawaii Bowl
Most field goals made	3, Eddie Garcia vs. BYU, 1980 Holiday Bowl
Most PATs made	6, Matt Szymanski vs. Nevada, 2009 Sheraton Hawaii Bowl
Longest Run from Scrimmage	62, Jeff Atkins vs. Alabama, 1963 Sun Bowl
Longest Pass Completion	71, Kyle Padron to Cole Beasley vs. Nevada, 2009 Sheraton Hawaii Bowl
Longest Punt Return	31, Darius Johnson vs. Fresno State, 2012 Sheraton Hawaii Bowl
Longest Kickoff Return	38, Jerry Levias vs. Oklahoma, 1968 Astro-Bluebonnet Bowl
Longest INT Return	83, Hayden Greenbauer vs. Fresno State, 2012 Sheraton Hawaii Bowl
Longest Punt	84, Kyle Rote vs. Oregon, 1949 Cotton Bowl
Longest field goal made	48, Chase Hover vs. Fresno State, 2012 Sheraton Hawaii Bowl

TEAM

Most First Downs	26, 1984 Aloha Bowl vs. Notre Dame
Most Rushing First Downs	18, 1980 Holiday Bowl vs. BYU 18, 1984 Aloha Bowl vs. Notre Dame
Most Passing First Downs	18, 1963 Sun Bowl vs. Oregon 18, 2009 Sheraton Hawaii Bowl vs. Nevada
Most Rushing Yards	393, 1980 Holiday Bowl vs. BYU
Most Passing Yards	460, 2009 Sheraton Hawaii Bowl vs. Nevada
Most Pass Attempts	43, 1968 Astro-Bluebonnet Bowl vs. Oklahoma
Most Pass Completions	32, 2009 Sheraton Hawaii Bowl vs. Nevada
Most Touchdown Passes	2, 1963 Sun Bowl vs. Oregon 2, 1968 Astro-Bluebonnet Bowl vs. Oklahoma 2, 2009 Sheraton Hawaii Bowl vs. Nevada 2, 2010 Bell Helicopter Armed Forces Bowl vs. Army
Most INTs	3, 1968 Astro-Bluebonnet Bowl vs. Oklahoma
Most INTs Thrown	6, 1936 Rose Bowl vs. Stanford
Most Rushing TDs	4, 1980 Holiday Bowl vs. BYU
Most Punts	11, 1936 Rose Bowl vs. Stanford
Most Punt Yards	401, 1936 Rose Bowl vs. Stanford
Most Punt Returns	8, 1936 Rose Bowl vs. Stanford
Most Punt Return Yards	119, 1963 Sun Bowl vs. Oregon
Most Penalties	7, 1967 Cotton Bowl vs. Georgia 7, 1980 Holiday Bowl vs. BYU
Most Fumbles	4, 1963 Sun Bowl vs. Oregon 4, 1963 Cotton Bowl vs. Pittsburgh 4, 1984 Aloha Bowl vs. Notre Dame
Most Fumbles Lost	2, 1968 Astro-Bluebonnet Bowl vs. Oklahoma 2, 1963 Cotton Bowl vs. Pittsburgh





# SMU FOOTBALL YEAR-BY-YEAR

Year	Coach	Record	SWC/WAC/C-USA	Pts.	Opp.
1915	Ray Morrison	2-5-0	-	20	131
1916	Ray Morrison	0-8-2	-	27	455
1917	J. Burton Rix	3-2-3	-	74	49
1918	J. Burton Rix	4-2-0	2-2 (5th)	40	45
1919	J. Burton Rix	5-4-1	0-2-1 (6th)	162	86
1920	J. Burton Rix	3-5-2	0-4-1 (8th)	125	90
1921	Rix-Cunningham-Kelly	1-6-1	0-4 (7th)	15	92
1922	Ray Morrison	6-3-1	2-2 (T-3rd)	235	69
1923	Ray Morrison	9-0-0	5-0 (1st)	207	9
1924	Ray Morrison	5-1-4	2-0-4 (2nd)	92	59
1925	Ray Morrison	5-2-2	1-1-2 (4th)	148	41
1926	Ray Morrison	8-0-1	5-0 (1st)	229	47
1927	Ray Morrison	7-2-0	4-1 (2nd)	267	81
1928	Ray Morrison	6-3-1	2-2-1 (5th)	254	78
1929	Ray Morrison	6-0-4	3-0-2 (2nd)	172	36
1930	Ray Morrison	6-3-1	2-2-1 (4th)	187	86
1931	Ray Morrison	9-1-1	5-0-1 (1st)	160	49
1932	Ray Morrison	3-7-2	1-4-1 (T-5th)	82	112
1933	Ray Morrison	4-7-1	2-4 (6th)	99	104
1934	Ray Morrison	8-2-2	3-2-1 (3rd)	224	63
1935	Madison Bell	12-1-0	6-0 (1st)	288	39
1936	Madison Bell	5-4-1	2-3-1 (5th)	118	66
1937	Madison Bell	5-6-0	2-4 (6th)	93	80
1938	Madison Bell	6-4-0	4-2 (2nd)	148	125
1939	Madison Bell	6-3-1	4-2 (T-2nd)	118	60
1940	Madison Bell	8-1-1	5-1 (T-1st)	142	75
1941	Madison Bell	5-5-0	2-4 (5th)	169	106
1942	James H. Stewart	3-6-2	1-4-1 (6th)	126	133
1943	James H. Stewart	2-7-0	2-3 (T-3rd)	69	115
1944	James H. Stewart	5-5-0	2-3 (4th)	131	201
1945	Madison Bell	5-6-0	4-2 (2nd)	201	110
1946	Madison Bell	4-5-1	2-4 (T-5th)	114	100
1947	Madison Bell	9-0-2	5-0-1 (1st)	182	90
1948	Madison Bell	9-1-1	5-0-1 (1st)	250	105
1949	Madison Bell	5-4-1	2-3-1 (5th)	215	204
1950	H.N. Russell	6-4-0	2-4 (T-5th)	251	146
1951	H.N. Russell	3-6-1	1-4-1 (7th)	164	144
1952	H.N. Russell	4-5-1	3-2-1 (3rd)	136	163
1953	Chalmer Woodard	5-5-0	3-3 (4th)	128	129
1954	Chalmer Woodard	6-3-1	4-1-1 (2nd)	184	135
1955	Chalmer Woodard	4-6-0	2-4 (T-5th)	118	115
1956	Chalmer Woodard	4-6-0	2-4 (5th)	125	202
1957	Bill Meek	4-5-1	3-3 (4th)	127	175
1958	Bill Meek	6-4-0	4-2 (T-2nd)	203	134
1959	Bill Meek	5-4-1	2-3-1 (4th)	147	133
1960	Bill Meek	0-9-1	0-6-1 (8th)	31	221
1961	Bill Meek	2-7-1	1-5-1 (8th)	92	191
1962	Hayden Fry	2-8-0	2-5 (7th)	88	130
1963	Hayden Fry	4-7-0	2-5 (T-6th)	141	174
1964	Hayden Fry	1-9-0	0-7 (8th)	55	177
1965	Hayden Fry	4-5-1	3-4 (T-4th)	123	167
1966	Hayden Fry	8-3-0	6-1 (1st)	210	170
1967	Hayden Fry	3-7-0	3-4 (6th)	135	214
1968	Hayden Fry	8-3-0	5-2 (3rd)	311	273
1969	Hayden Fry	3-7-0	3-4 (5th)	186	230
1970	Hayden Fry	5-6-0	3-4 (T-4th)	153	228
1971	Hayden Fry	4-7-0	3-4 (5th)	151	227
1972	Hayden Fry	7-4-0	4-3 (T-2nd)	269	154
1973	Dave Smith	6-4-1	3-3-1 (T-4th)	259	228
1974	Dave Smith	6-4-1	3-3-1 (T-4th)	221	240
1975	Dave Smith	4-7-0	2-5 (T-5th)	208	299
1976	Ron Meyer	3-8-0	2-6 (8th)	202	339
1977	Ron Meyer	4-7-0	3-5 (T-6th)	226	319
1978	Ron Meyer	4-6-1	3-5 (T-6th)	300	251
1979	Ron Meyer	5-6-0	3-5 (6th)	226	236
1980	Ron Meyer	8-4-0	5-3 (2nd)	324	192
1981	Ron Meyer	10-1-0	7-1 (1st)	365	137

Year	Coach	Record	SWC/WAC/C-USA/AAC	Pts.	Opp.
1982	Bobby Collins	11-0-1	7-0-1 (1st)	354	160
1983	Bobby Collins	10-2-0	7-1 (2nd)	274	137
1984	Bobby Collins	10-2-0	6-2 (T-1st)	328	198
1985	Bobby Collins	6-5-0	5-3*	280	211
1986	Bobby Collins	6-5-0	5-3*	245	282
1987	Season Cancelled	-	-	-	-
1988	Season Cancelled	-	-	-	-
1989	Forrest Gregg	2-9-0	0-8 (9th)	187	499
1990	Forrest Gregg	1-10-0	0-8 (9th)	197	426
1991	Tom Rossley	1-10-0	0-8 (9th)	141	359
1992	Tom Rossley	5-6-0	2-5 (T-6th)	212	276
1993	Tom Rossley	2-7-2	1-5-1 (T-7th)	206	277
1994	Tom Rossley	1-9-1	0-6-1 (7th)	197	343
1995	Tom Rossley	1-10-0	0-7 (8th)	132	352
1996	Tom Rossley	5-6-0	4-4 (4th+)	246	267
1997	Mike Cavan	6-5	5-3 (T2nd+)	247	237
1998	Mike Cavan	1-1#	0-1	34	43
1999	Mike Cavan	4-6	3-3 (5th)	193	235
2000	Mike Cavan	3-9	2-6 (T-6th)	181	352
2001	Mike Cavan	4-7	4-4 (6th)	226	295
2002	Phil Bennett	3-9	3-5 (T-6th)	207	378
2003	Phil Bennett	0-12	0-8 (10th)	134	386
2004	Phil Bennett	3-8	3-5 (T-6th)	202	420
2005	Phil Bennett	5-6	4-4 (T-3rd)	229	280
2006	Phil Bennett	6-6	4-4 (4th)	325	294
2007	Phil Bennett	1-11	0-8 (6th)	340	477
2008	June Jones	1-11	0-8 (6th)	256	458
2009	June Jones	8-5	6-2 (T-1st)	380	359
2010	June Jones	7-7	6-2 (T-1st&)	360	359
2011	June Jones	8-5	5-3 (3rd)	336	300
2012	June Jones	7-6	5-3 (4th)	397	334
2013	June Jones	5-7	4-4 (5th)	321	400
2014	Jones-Mason	1-11	1-7 (11th)	133	496
2015	Chad Morris	2-10	1-7 (T-10th)	333	548
2016	Chad Morris	5-7	3-5 (8)	332	435
<b>Totals</b>		<b>478-528-54</b>	<b>278-344-31</b>	<b>19,127</b>	<b>20,510</b>

# 10 games vacated due to use of an ineligible player; \* Ineligible for conference championship;

+ Western Athletic Conference Mountain Division; 2005-2012 - C-USA Western Division; & Played in 2010 C-USA Championship Game at UCF

## RECORDS OF SMU COACHES

Coach	Years	Yrs.	Games	W	L	T	Pct.
Ray Morrison	1915-16, 1922-34	15	150	84	44	22	.633
*J. Burton Rix	1917-21	5	42	16	19	7	.464
Madison Bell	1935-41, 1945-49	12	127	79	40	8	.653
James H. Stewart	1942-44	3	30	10	18	2	.366
H.N. Russell	1950-52	3	30	13	15	2	.466
Chalmer Woodard	1953-56	4	40	19	20	1	.487
Bill Meek	1957-61	5	50	17	29	4	.388
Hayden Fry	1962-72	11	116	49	66	1	.426
Dave Smith	1973-75	3	33	16	15	2	.515
Ron Meyer	1976-81	6	67	34	32	1	.514
Bobby Collins	1982-86	5	58	43	14	1	.750
Forrest Gregg	1989-90	2	22	3	19	0	.136
Tom Rossley	1991-96	6	66	15	48	3	.250
Mike Cavan	1997-2001	5	46	18	28	0	.391
Phil Bennett	2002-07	6	70	18	52	0	.257
June Jones	2008-14	7	79	36	43	0	.456
^Tom Mason	2014	1	10	1	9	0	.100
Chad Morris	2015-	2	24	7	17	0	.292

\*Rix-Cunningham-Kelly in 1921 | ^Served as Interim Head Coach in 2014





OUTLOOK

PLAYERS

COACHES

OPPONENTS

REVIEW

RECORDS

HISTORY

MEDIA

1940 (8-1-1) SWC CO-CHAMPIONS

Table with 4 columns: Date, Location, Opponent, Score. Rows include games at UCLA, North Texas St., Pittsburgh, Auburn, etc.

Coach: Madison Bell
Captains: Will Mullinweg, Raymond Pope

1941 (5-5)

Table with 4 columns: Date, Location, Opponent, Score. Rows include games at North Texas St., Fordham, College of Pacific, etc.

Coach: Madison Bell
Captains: J. Ted Ramsey, Horace Young

1942 (3-6-2)

Table with 4 columns: Date, Location, Opponent, Score. Rows include games at North Texas St., Pittsburgh, Hardin-Simmons, etc.

Coach: James H. Stewart
Captains: Clarence Booth, Orville Johnson, Kelly Simpson

1943 (2-7)

Table with 4 columns: Date, Location, Opponent, Score. Rows include games at Tulsa, NTAC, Rice, etc.

Coach: James H. Stewart
Captains: Abel Gonzalez, Ray Raso

1944 (5-5)

Table with 4 columns: Date, Location, Opponent, Score. Rows include games at Southwestern, Randolph Field, Rice, etc.

Coach: James H. Stewart
Captains: C.D. Allen, Ivan Cunningham

1945 (5-6)

Table with 4 columns: Date, Location, Opponent, Score. Rows include games at Lackland AAF, C. Christi NAS, Missouri, etc.

Coach: Madison Bell
Captains: Tom Dean, Howard Mailey

1946 (4-5-1)

Table with 4 columns: Date, Location, Opponent, Score. Rows include games at Temple, Texas Tech, Oklahoma A&M, etc.

Coach: Madison Bell
Captains: Lendon Davis, Eugene McClintock, Eugene Wilson

1947 (9-0-2) SWC CHAMPIONS

Table with 4 columns: Date, Location, Opponent, Score. Rows include games at Santa Clara, Missouri, Okla. A&M, etc.

Cotton Bowl
# Last full season at Owenby Stadium
Total Avg: 26,290 - Home Avg: 32,750
Coach: Madison Bell; Captain: Sid Halliday

1948 (9-1-1) SWC CHAMPIONS

Table with 4 columns: Date, Location, Opponent, Score. Rows include games at Pittsburgh, Texas Tech, Missouri, etc.

Cotton Bowl
# Last game at Owenby Stadium before 1989
Total Avg: 51,263 - Home Avg: 47,671
Coach: Madison Bell; Captains: Joe Ethridge, Floyd Lewis

1949 (5-4-1)

Table with 4 columns: Date, Location, Opponent, Score. Rows include games at Wake Forest, Missouri, Rice, etc.

Total Avg: 54,893 - Home Avg: 60,617
Coach: Madison Bell; Captains: Dick McKissack, Bobby Folsom, Doak Walker

1950 (6-4)

Table with 4 columns: Date, Location, Opponent, Score. Rows include games at Georgia Tech, Ohio St., Missouri, etc.

Total Avg: 59,027 - Home Avg: 61,959
Coach: H.N. Russell; Captains: Kyle Role, Bobby Collier

1951 (3-6-1)

Table with 4 columns: Date, Location, Opponent, Score. Rows include games at Georgia Tech, Ohio St., Missouri, etc.

Total Avg: 45,997 - Home Avg: 49,625
Coach: H.N. Russell; Captains: Dick Hightower, Hershel Forester, Pat Knight

1952 (4-5-1)

Table with 4 columns: Date, Location, Opponent, Score. Rows include games at Duke, Georgia Tech, Missouri, etc.

Total Avg: 38,100 - Home Avg: 37,167
Coach: H.N. Russell; Captain: Bill Forester

1953 (5-5)

Table with 4 columns: Date, Location, Opponent, Score. Rows include games at Georgia Tech, Missouri, Rice, etc.

Total Avg: 34,102 - Home Avg: 40,625
Coach: Chalmers Woodard; Captains: Jack Gumbick, Jerry Clem

1954 (6-3-1)

Table with 4 columns: Date, Location, Opponent, Score. Rows include games at Georgia Tech, Missouri, Rice, etc.

Total Avg: 41,737 - Home Avg: 44,270
Coach: Chalmers Woodard; Captains: Duane Nutt, Raymond Berry

1955 (4-6)

Table with 4 columns: Date, Location, Opponent, Score. Rows include games at Notre Dame, Ga. Tech, Missouri, etc.

Total Avg: 35,095 - Home Avg: 36,125
Coach: Chalmers Woodard; Captains: Forrest Gregg, David Hawk

1956 (4-6)

Table with 4 columns: Date, Location, Opponent, Score. Rows include games at Notre Dame, Georgia Tech, Missouri, etc.

Total Avg: 39,650 - Home Avg: 46,100
Coach: Chalmers Woodard; Captains: Bill Livingston, Smitty Keller

1957 (4-5-1)

Table with 4 columns: Date, Location, Opponent, Score. Rows include games at California, Georgia Tech, Missouri, etc.

Total Avg: 32,400 - Home Avg: 44,270
Coach: Bill Meek; Captains: Ray Masters, Jerry Cornelison

1958 (6-4)

Table with 4 columns: Date, Location, Opponent, Score. Rows include games at Ohio St., Notre Dame, Missouri, etc.

Total Avg: 43,411 - Home Avg: 42,667
Coach: Bill Meek; Captain: Tom Koening

1959 (5-4-1)

Table with 4 columns: Date, Location, Opponent, Score. Rows include games at Georgia Tech, Navy, Missouri, etc.

Total Avg: 39,700 - Home Avg: 41,000
Coach: Bill Meek; Captain: Don Meredith

1960 (0-9-1)

Table with 4 columns: Date, Location, Opponent, Score. Rows include games at Missouri, Ohio St., Navy, etc.

Total Avg: 34,280 - Home Avg: 28,625
Coach: Bill Meek; Captains: Glynn Gregory, Jerry Mays

1961 (2-7-1)

Table with 4 columns: Date, Location, Opponent, Score. Rows include games at Maryland, Southern Cal, Air Force, etc.

Total Avg: 24,115 - Home Avg: 24,000
Coach: Bill Meek; Captains: Bobby Hunt, Max Christian, Mike Rice

1962 (2-8)

Table with 4 columns: Date, Location, Opponent, Score. Rows include games at Maryland, Southern Cal, Air Force, etc.

Total Avg: 28,390 - Home Avg: 21,150
Coach: Hayden Fry; Captains: Tommy Brennan, Les Stewart, Jack Rhoads

1963 (4-7)

Table with 4 columns: Date, Location, Opponent, Score. Rows include games at Michigan, Air Force, Navy, etc.

Total Avg: 31,348 - Home Avg: 33,800
Coach: Hayden Fry; Captains: Ronnie Cosper, Martin Cude, Billy Gannon

1964 (1-9)

Table with 4 columns: Date, Location, Opponent, Score. Rows include games at Florida, Ohio St., Texas-Arlington, etc.

Total Avg: 39,474 - Home Avg: 20,600
Coach: Hayden Fry; Captains: John Knee, Bob Oyster, Bill Harlan

1965 (4-5-1)

Table with 4 columns: Date, Location, Opponent, Score. Rows include games at Miami (Fla.), Illinois, Purdue, etc.

Total Avg: 34,571 - Home Avg: 32,375
Coach: Hayden Fry; Captains: Mac White, Ron Reel

1966 (8-3) SWC CHAMPIONS

Table with 4 columns: Date, Location, Opponent, Score. Rows include games at Illinois, Navy, Purdue, etc.

Total Avg: 44,679 - Home Avg: 39,800
Coach: Hayden Fry; Captains: M. White, L. Thornhill, J. Griffin, P. Gibson, J. LaGrone

1967 (3-7)

Table with 4 columns: Date, Location, Opponent, Score. Rows include games at Texas A&M, Missouri, Minnesota, etc.

Total Avg: 33,634 - Home Avg: 29,100
Coach: Hayden Fry; Captains: Paul Lloyd, John Freeman, Jerry Wilson, Mike Janszen



OUTLOOK

PLAYERS

COACHES

OPPONENTS

REVIEW

RECORDS

HISTORY

MEDIA

1968 (8-3)

Table with 5 columns: Date, Location, Opponent, Score, Result. Includes games at Auburn, Ohio St, N. Carolina St, TCU, Rice, Texas Tech, Texas, Texas A&M, Arkansas.

Astro-Bluebonnet Bowl
At Little Rock, Ark.
Total Avg: 39,223 - Home Avg: 38,860
Coach: Hayden Fry
Captains: M. Richardson, T. May, D. Doggett, B. Porillo, A. Head

1969 (3-7)

Table with 5 columns: Date, Location, Opponent, Score, Result. Includes games at Air Force, Georgia Tech, Michigan St, TCU, Rice, Texas Tech, Texas [2/NR], Texas A&M [4/NR], Arkansas, Baylor.

Total Avg: 39,223 - Home Avg: 38,860
Coach: Hayden Fry
Captains: R. Cormier, D. Doggett, T. Frasier, C. Hixson, B. Porillo, S. Poulos

1970 (5-6)

Table with 5 columns: Date, Location, Opponent, Score, Result. Includes games at Oklahoma, Tennessee, New Mexico St, Northwestern, Rice, Texas Tech, Texas [1/NR], Texas A&M, Arkansas [7/NR], Baylor, TCU.

Total Avg: 37,731 - Home Avg: 31,602
Coach: Hayden Fry
Captains: Chuck Hixson, Joe Sluts

1971 (4-7)

Table with 5 columns: Date, Location, Opponent, Score, Result. Includes games at Oklahoma [10/NR], Missouri, New Mexico St, Air Force, Rice, Texas Tech, Texas [14/NR], Texas A&M, Arkansas [17/NR], Baylor, TCU.

Total Avg: 33,412 - Home Avg: 29,251
Coach: Hayden Fry
Captains: Gary Hammond, Sherwood Blood

1972 (7-4)

Table with 5 columns: Date, Location, Opponent, Score, Result. Includes games at Wake Forest, Florida, Virginia Tech, New Mexico St, Rice, Texas Tech [NR/18], Texas [9/NR], Texas A&M, Arkansas, Baylor, TCU.

At Texas Stadium
Total Avg: 31,976 - Home Avg: 25,648
Coach: Hayden Fry
Captains: B. Popelka, L. Carey, T. Black, A. Maxson

1973 (6-4-1)

Table with 5 columns: Date, Location, Opponent, Score, Result. Includes games at Santa Clara, Oregon St, Virginia Tech, Missouri [15/19], Rice, Texas Tech [18/NR], Texas [20/NR], Texas A&M, Arkansas, Baylor, TCU.

At Texas Stadium
Total Avg: 25,109 - Home Avg: 19,956
Coach: Dave Smith; Captains: Keith Bobo, Andy Duval

1974 (6-4-1)

Table with 5 columns: Date, Location, Opponent, Score, Result. Includes games at North Texas St, Virginia Tech, Ohio St, Oregon St, TCU, Rice, Texas Tech [11/NR], Texas A&M [12/NR], Texas A&M [5/NR], Arkansas, Baylor.

At Texas Stadium
Total Avg: 36,349 - Home Avg: 28,312
Coach: Dave Smith
Captains: Oscar Roan, Mike Smith, Ted Thompson

1975 (4-7)

Table with 5 columns: Date, Location, Opponent, Score, Result. Includes games at Wake Forest, Florida [19/NR], Houston, West Virginia [11/NR], TCU, Texas Tech, Rice, Texas [8/NR], Texas A&M [4/NR], Arkansas, Baylor.

Total Avg: 29,922 - Home Avg: 25,110
Coach: Dave Smith
Captains: Wayne Morris, Henry Shepard, Mickey Early

1976 (3-8)

Table with 5 columns: Date, Location, Opponent, Score, Result. Includes games at TCU, Alabama [14/NR], North Texas St, Memphis St, Baylor, Houston [19/NR], Texas [13/NR], Texas A&M, Rice, Texas Tech [5/NR], Arkansas, Baylor.

At Texas Stadium
Total Avg: 32,245 - Home Avg: 29,936
Coach: Ron Meyer
Captains: Jim Duggan, Ricky Wesson, Mark Cones, David Bostick

1977 (4-7)

Table with 5 columns: Date, Location, Opponent, Score, Result. Includes games at TCU, North Texas St, Tulane, Ohio St, Baylor, Houston [19/NR], Texas [2/NR], Texas A&M [11/NR], Rice, Texas Tech [18/NR], Arkansas [8/NR], Baylor.

At Texas Stadium
Total Avg: 30,244 - Home Avg: 25,644
Coach: Ron Meyer
Captains: Pult Choate, Rick Cowart, Arthur Whittington

1978 (4-6-1)

Table with 5 columns: Date, Location, Opponent, Score, Result. Includes games at TCU, Florida, Penn St, Ohio St, Baylor, Houston [11/NR], Texas [7/NR], Texas A&M, Rice, Texas Tech, Arkansas [11/NR], Baylor.

Total Avg: 51,605 - Home Avg: 51,960
Coach: Ron Meyer
Captains: Pult Choate, D.K. Perry, Joe Bays, Elton Garrett

1979 (5-6)

Table with 5 columns: Date, Location, Opponent, Score, Result. Includes games at Rice, TCU [NR/20], North Texas St, Tulane [NR/19], Baylor, Houston [5/NR], Texas [9/NR], Texas A&M, Wichita St, Texas Tech, Arkansas [7/NR], Baylor.

At Little Rock, Ark.
# First full season at Texas Stadium
Total Avg: 46,638 - Home Avg: 55,758
Coach: Ron Meyer; Game Captains

1980 (8-4)

Table with 5 columns: Date, Location, Opponent, Score, Result. Includes games at North Texas St, TCU, Texas-Arlington, Tulane, Baylor [18/20], Houston, Texas [2/NR], Texas A&M [NR/19], Rice [NR/18], Texas Tech [NR/18], Arkansas.

Holiday Bowl
12/19 Brigham Young [13/20] 52,000 L 45-46
Total Avg: 39,721 - Home Avg: 36,773
Coach: Ron Meyer
Captains: John Simmons, Lance Pederson

1981 (10-1)

Table with 5 columns: Date, Location, Opponent, Score, Result. Includes games at Texas-Arlington, North Texas St, Grambling, TCU [NR/20], Baylor [NR/14], Houston [NR/10], Texas [10/8], Texas A&M [NR/13], Rice [NR/10], Texas Tech [NR/8], Arkansas [16/6], Baylor.

Total Avg: 36,593 - Home Avg: 33,325
Coach: Ron Meyer
Captains: Harvey Armstrong, Perry Hartnett
NCAA-Recognized National Championship by the National Championship Foundation

1982 (11-0-1)

Table with 5 columns: Date, Location, Opponent, Score, Result. Includes games at Tulane [NR/8], UTEP [NR/6], TCU [NR/6], North Texas St, Baylor [NR/6], Houston [NR/5], Texas [19/4], Texas A&M [NR/4], Rice [NR/2], Texas Tech [NR/2], Arkansas [9/2], Baylor.

Cotton Bowl
1/1 Pittsburgh [6/4] 65,101 W 7-3
Total Avg: 44,273 - Home Avg: 40,863
Coach: Bobby Collins; Captains: Craig James, Gary Molen
NCAA-Recognized National Championship by the Helms Athletic Foundation

1983 (10-2)

Table with 5 columns: Date, Location, Opponent, Score, Result. Includes games at Louisville [NR/19], #Grambling [NR/15], TCU [NR/18], Texas-Arlington [NR/13], Baylor [NR/13], Texas [2/9], Texas A&M [NR/10], Rice [NR/8], Texas Tech [NR/7], Arkansas [NR/6], Houston [NR/6], Baylor.

Sun Bowl
12/24 Alabama [NR/6] 41,412 L 7-28
# At Shreveport, La.
\* At Little Rock, Ark.
+ At Toyko, Japan

Total Avg: 39,258 - Home Avg: 39,499
Coach: Bobby Collins
Captains: Lance McHenry, Russell Carter

1984 (10-2)

Table with 5 columns: Date, Location, Opponent, Score, Result. Includes games at Louisville [NR/14], North Texas St, TCU [NR/11], Baylor [NR/7], Houston [NR/6], Texas [2/14], Texas A&M [NR/19], Rice [NR/17], Texas Tech [NR/16], Arkansas [NR/11], UNLV [NR/10], Baylor.

Aloha Bowl
12/28 Notre Dame [17/10] 41,777 W 27-20
Total Avg: 37,126 - Home Avg: 39,903
Coach: Bobby Collins; Captains: Ron Anderson, Chris Jackson

1985 (6-5)

Table with 5 columns: Date, Location, Opponent, Score, Result. Includes games at UTEP [NR/3], TCU [NR/6], Arizona [NR/3], Baylor [19/16], Houston, Texas [19/NR], Texas A&M [NR/20], Rice, Texas Tech, Arkansas [18/NR], Oklahoma [4/NR], Baylor.

Total Avg: 42,627 - Home Avg: 34,617
Coach: Bobby Collins
Captains: Reggie Dupard, T.D. Briggs

1986 (6-5)

Table with 5 columns: Date, Location, Opponent, Score, Result. Includes games at Rice, Arizona St, TCU, Boston College, Baylor [13/NR], Houston [NR/20], Texas [NR/18], Texas A&M [10/NR], Notre Dame, Texas Tech, Arkansas [11/NR], Cotton Bowl.

Total Avg: 41,847 - Home Avg: 35,677
Coach: Bobby Collins
Captains: Jerry Ball, Ron Morris, Brad Peveto

1989 (2-9)

Table with 5 columns: Date, Location, Opponent, Score, Result. Includes games at Rice, Connecticut, Texas, TCU, Baylor, Houston [16/NR], North Texas, Texas A&M [20/NR], Notre Dame [1/NR], Texas Tech [20/NR], Arkansas [9/NR], Cotton Bowl.

Total Avg: 30,827 - Home Avg: 21,999
Coach: Forrest Gregg
Captains: Mitchell Gleiber, Norbert Osborn

1990 (1-10)

Table with 5 columns: Date, Location, Opponent, Score, Result. Includes games at Vanderbilt, Baylor, North Texas, Baylor, Houston [9/NR], Texas [13/NR], Texas A&M, Rice, Texas Tech, Texas Tech, Arkansas.

Total Avg: 31,284 - Home Avg: 20,587
Coach: Forrest Gregg; Captains: Michael Bowen, Bill Kiely

1991 (1-10)

Table with 5 columns: Date, Location, Opponent, Score, Result. Includes games at Arkansas, Vanderbilt, Baylor [12/NR], Tulane, Texas Tech, Houston, Texas Tech, Texas, Rice, Texas A&M [12/NR], Tulsa, Cotton Bowl.

Total Avg: 32,319 - Home Avg: 18,330
Coach: Tom Rossley; Captains: Bill Kiely, Mike Rono

1992 (5-6)

Table with 5 columns: Date, Location, Opponent, Score, Result. Includes games at Tulane, North Texas, Baylor [12/NR], TCU, Baylor, Rice, Texas Tech, Texas A&M [5/NR], Houston, Texas, Arkansas, Cotton Bowl.

Total Avg: 27,015 - Home Avg: 19,818
Coach: Tom Rossley
Captains: Cary Bratham, Rongea Hill, Bill Kiely, Matt Wisenbaker

1993 (2-7-2)

Table with 5 columns: Date, Location, Opponent, Score, Result. Includes games at Arkansas, Wisconsin, TCU, Missouri, Baylor, Houston, vs. Texas, Houston, Texas A&M [11/NR], Rice, Texas Tech, Navy, Cotton Bowl.

Total Avg: 27,117 - Home Avg: 23,002
Coach: Tom Rossley
Captains: Richie Butler, Marcus Malanson, Chad Patton, Jeremy Stout





OUTLOOK

PLAYERS

COACHES

OPPONENTS

REVIEW

RECORDS

HISTORY

MEDIA

1994 (1-9-1)

Table with columns: Year, Opponent, Score, W/L, Date. Rows include #Arkansas, at UCLA, New Mexico, at Texas Tech, N Carolina, at Baylor, Houston, at Texas, vs. Texas A&M, at Rice, TCU, etc.

At Little Rock, Ark.
At Cotton Bowl
At Alamodome (San Antonio, Texas)
Total Avg: 31,651 - Home Avg: 22,443
Coach: Tom Rossley
Captains: Vernon Edwards, Brannon Kidd, Ramon Flanigan, Rodney Watkins

1995 (1-10)

Table with columns: Year, Opponent, Score, W/L, Date. Rows include Arkansas, Navy, at Oklahoma, at Wisconsin, Texas, at Texas A&M, at Houston, Rice, at TCU, Baylor, Texas Tech

Home games played at Cotton Bowl
Total Avg: 32,599 - Home Avg: 19,256
Coach: Tom Rossley
Captains: Ramon Flanigan, Brannon Kidd, Cornell Parker, Craig Swann

1996 (5-6)

Table with columns: Year, Opponent, Score, W/L, Date. Rows include Tulsa, at Arkansas, Utah, at Navy, at BYU, Missouri, at Rice, New Mexico, at Wyoming, at UTEP, TCU

Home games played at Cotton Bowl
Total Avg: 26,280 - Home Avg: 20,618
Coach: Tom Rossley

1997 (6-5)

Table with columns: Year, Opponent, Score, W/L, Date. Rows include at Mississippi, vs. Arkansas, Navy, BYU, at New Mexico, Utah, Wyoming, Rice, UTEP, at Tulsa, at TCU

Home games played at Cotton Bowl
At Independence Stadium (Shreveport, La.)
Total Avg: 23,773 - Home Avg: 21,484
Coach: Mike Cavan
Captains: Chris Bordoano, Jason Evans, Glenn Ivey, Dante Womack

1998 (1-1)

Table with columns: Year, Opponent, Score, W/L, Date. Rows include at Rice, Tulane, at Arkansas, Mississippi, at Hawaii, at Wyoming, TCU, UNLV, at Air Force, Tulsa, Colorado St, Navy

# 10 games vacated due to use of ineligible player
Home games played at Cotton Bowl
Total Avg: 25,540 - Home Avg: 18,218
Coach: Mike Cavan
Game Captains

1999 (4-6)

Table with columns: Year, Opponent, Score, W/L, Date. Rows include Arkansas, at Tulane, Hawaii, at Kansas, at UTEP, Fresno St, at San Jose St, Rice, Cal St. Northridge, at Tulsa, at TCU

Last season at the Cotton Bowl
Total Avg: 22,111 - Home Avg: 19,625
Coach: Mike Cavan
Game Captains

2000 (3-9)

Table with columns: Year, Opponent, Score, W/L, Date. Rows include Kansas, at UTEP, at NC St, Tulane, at Houston, San Jose St, Nevada, at Hawaii, at Rice, Tulsa, at Fresno St, TCU

Inaugural season at Gerald J. Ford Stadium
Total Avg: 26,512 - Home Avg: 21,815
Coach: Mike Cavan
Captain: Vic Vittoria

2001 (4-7)

Table with columns: Year, Opponent, Score, W/L, Date. Rows include vs. La. Tech, TCU, NC St., Hawaii, at San Jose St., UTEP, at Fresno St., Nevada, Fresno St., at Tulsa, Rice, at North Carolina

Home games at Gerald J. Ford Stadium
\* At Independence Stadium (Shreveport, La.)
Total Avg: 19,329 - Home Avg: 17,386
Coach: Mike Cavan
Game Captains

2002 (3-9)

Table with columns: Year, Opponent, Score, W/L, Date. Rows include Navy, Texas Tech, at TCU, at Oklahoma St., Hawaii, San Jose St., at Fresno St., La. Tech, at Rice, Nevada, at UTEP, Tulsa

Home games at Gerald J. Ford Stadium
Total Avg: 24,275 - Home Avg: 18,292
Coach: Phil Bennett

2003 (0-12)

Table with columns: Year, Opponent, Score, W/L, Date. Rows include at Texas Tech, at Baylor, Oklahoma St., Nevada, Utah, UTEP, at San Jose St., Boise St., Tulsa, at La. Tech, Fresno St., Rice, TCU

Home games at Gerald J. Ford Stadium
Total Avg: 20,364 - Home Avg: 17,435
Coach: Phil Bennett

2004 (3-8)

Table with columns: Year, Opponent, Score, W/L, Date. Rows include Texas Tech, at TCU, Oklahoma St., San Jose St., at Boise St., at Rice, La. Tech, at Fresno St., Tulsa, Nevada, at UTEP

Home games at Gerald J. Ford Stadium
Total Avg: 34,653 - Home Avg: 17,706
Coach: Phil Bennett

2005 (5-6)

Table with columns: Year, Opponent, Score, W/L, Date. Rows include Baylor, TCU, at Texas A&M, Tulane, at Marshall, at UAB, East Carolina, at Tulsa, Rice, at Houston, UTEP

Home games at Gerald J. Ford Stadium
Total Avg: 24,776 - Home Avg: 18,630
Coach: Phil Bennett
Captains: Tony Eckert, Rolando Humphrey, Brad Kieschnick, D.D. Lee, Ryan Mentzel, Jerad Romo & Don Stansbury

2006 (6-6)

Table with columns: Year, Opponent, Score, W/L, Date. Rows include at Texas Tech, at North Texas, Sam Houston St., Arkansas St., at Tulane, at UTEP, Marshall, at East Carolina, UAB, Houston, Tulsa, at Rice

Home games at Gerald J. Ford Stadium
Total Avg: 30,094 - Home Avg: 15,428
Coach: Phil Bennett
Captains: Brandon Bonds, Bobby Chase, Johnnie Fitzgerald, Ryan Kennedy, Reynaldo Pellerin, Justin Rogers, Joe Sturdivant & Blake Warren

2007 (1-11)

Table with columns: Year, Opponent, Score, W/L, Date. Rows include Texas Tech, North Texas, at TCU, at Arkansas St., UTEP, at Southern Miss, Tulane, at Tulsa, at Houston, Rice, UCF, at Memphis

Home games at Gerald J. Ford Stadium
Total Avg: 20,422 - Home Avg: 17,171
Coach: Phil Bennett
Captains: Thomas Morstead, Cory Muse, Ben Poynter & Justin Willis

2008 (1-11)

Table with columns: Year, Opponent, Score, W/L, Date. Rows include at Rice, Texas State, at Texas Tech, TCU, at Tulane, at UCF, Tulsa, Houston, at Navy, Memphis, at UTEP, Southern Miss

Home games at Gerald J. Ford Stadium
Total Avg: 27,165 - Home Avg: 19,780
Coach: June Jones
Captains: Bryan McCann, Thomas Morstead & Emmanuel Sanders

C-USA WESTERN DIVISION CO-CHAMPIONS

Table with columns: Year, Opponent, Score, W/L, Date. Rows include Stephen F. Austin, UAB, at Washington State, at TCU, East Carolina, Navy, at Houston, at Tulsa, Rice, UTEP, at Marshall, Tulane

Home games at Gerald J. Ford Stadium
Total Avg: 23,794 - Home Avg: 21,814
Coach: June Jones
Captains: Kelvin Beachum, Chase Kennermer & Emmanuel Sanders

C-USA WESTERN DIVISION CO-CHAMPIONS

Table with columns: Year, Opponent, Score, W/L, Date. Rows include at Texas Tech, UAB, Washington State, TCU, at Rice, Tulsa, at Navy, at Houston, Tulane, at Marshall, at East Carolina

Conference USA Championship
Bell Helicopter Armed Forces Bowl
Home games at Gerald J. Ford Stadium
Total Avg: 28,782 - Home Avg: 23,515
Coach: June Jones
Captains: Kelvin Beachum, Pete Fleps & Game Captains

2011 (8-5)

Table with columns: Year, Opponent, Score, W/L, Date. Rows include at Texas A&M, UTEP, Northwestern State, at Memphis, at TCU, UCF, at Southern Miss, at Tulsa, Tulsa, Navy, at Houston, Rice

Home games at Gerald J. Ford Stadium
Total Avg: 29,275 - Home Avg: 20,894
Coach: June Jones
Captains: Kelvin Beachum, Chris Bangs & Game Captains

2012 (7-6)

Table with columns: Year, Opponent, Score, W/L, Date. Rows include at Baylor, Stephen F. Austin, Texas A&M, TCU, at UTEP, at Tulane, Houston, Memphis, at UCF, Southern Miss, at Rice, Tulsa

Home games at Gerald J. Ford Stadium
Total Avg: 26,632 - Home Avg: 21,292
Coach: June Jones
Captains: Kelvin Beachum, Chris Bangs & Game Captains

2013 (5-7)

Table with columns: Year, Opponent, Score, W/L, Date. Rows include Texas Tech, Montana State, at Texas A&M, at TCU, Rutgers, at Memphis, Temple, at Cincinnati, Connecticut, at USF, at Houston, UCF

Home games at Gerald J. Ford Stadium
Total Avg: 28,326 - Home Avg: 18,724
Coach: June Jones
Captains: Garrett Gilbert, Randall Joyner & Game Captains

2014 (1-11)

Table with columns: Year, Opponent, Score, W/L, Date. Rows include at Baylor, at North Texas, Texas A&M, TCU, at East Carolina, Cincinnati, Memphis, at Tulsa, USF, at UCF, Houston, at Connecticut

Home games at Gerald J. Ford Stadium
Total Avg: 25,870 - Home Avg: 18,724
Coach: June Jones (first two games), Tom Mason (last 10 games)
Captains: Kevin Pope, Stephon Sanders & Game Captains

2015 (2-10)

Table with columns: Year, Opponent, Score, W/L, Date. Rows include Baylor, North Texas, at TCU, James Madison, East Carolina, at Houston, at USF, Tulsa, Temple, at Navy, Tulane, at Memphis

Home games at Gerald J. Ford Stadium
Total Avg: 12,275 - Home Avg: 21,043
Coach: Chad Morris
Captains: Justin Lawler, Matt Davis, Courtland Sutton, Zach Wood & Chad Heuland

2016 (5-7)

Table with columns: Year, Opponent, Score, W/L, Date. Rows include at North Texas, at Baylor, Liberty, TCU, at Temple, at Tulsa, Houston, Tulane, Memphis, at East Carolina, USF, Navy

Home games at Gerald J. Ford Stadium
Total Avg: 26,972 Home Avg: 23,712
Coach: Chad Morris
Captains: Justin Lawler, Darton Millines, Jackson Mitchell & Courtland Sutton





<b>Houston (11-20-1)</b>		
1975	W	26-16
1976 <sup>^</sup>	L	6-29
1977	W	37-23
1978 <sup>^</sup>	L	28-42
1979	L	10-37
1980 <sup>^</sup>	L	11-13
1981	W	38-22
1982 <sup>^</sup>	W	20-14
1983	W	34-12
1984 <sup>^</sup>	L	20-29
1985	W	37-13
1986 <sup>^</sup>	W	10-3
1989	L	21-95
1990 <sup>^</sup>	L	17-44
1991	L	20-49
1992 <sup>^</sup>	W	41-16
1993	T	28-28
1994 <sup>^</sup>	L	33-39
1995	L	15-38
2000	L	15-17
2005	W	29-24
2006 <sup>^</sup>	L	27-37
2007	L	28-38
2008 <sup>^</sup>	L	38-44
2009	L	15-38
2010 <sup>^</sup>	L	20-45
2011	L	7-37
2012 <sup>^</sup>	W	72-42
2013	L	0-34
2014 <sup>^</sup>	L	9-35
2015	L	28-49
2016 <sup>^</sup>	W	38-16
<b>Howard Payne (5-2-1)</b>		
1917 <sup>^</sup>	L	7-14
1919 <sup>^</sup>	L	9-14
1920 <sup>^</sup>	W	14-0
1921 <sup>^</sup>	W	3-0
1927 <sup>^</sup>	W	32-0
1928 <sup>^</sup>	W	31-0
1929 <sup>^</sup>	T	13-13
1930 <sup>^</sup>	W	26-0
<b>Illinois (1-1)</b>		
1965	L	0-42
1966 <sup>^</sup>	W	26-7
<b>Indiana (1-0)</b>		
1930	W	27-0
<b>James Madison (0-1)</b>		
2015 <sup>^</sup>	L	45-48
<b>Kansas (4-2)</b>		
1952 <sup>^</sup>	L	0-26
1953	W	14-6
1954 <sup>^</sup>	W	36-18
1955	W	33-14
1999	L	9-27
2000 <sup>^</sup>	W	31-17
<b>Kentucky (1-0)</b>		
1949	W	20-7
<b>Lackland AFB (1-0)</b>		
1945	W	51-0
<b>Liberty (1-0)</b>		
2016 <sup>^</sup>	W	29-14
<b>Louisiana State (1-0-1)</b>		
1922 <sup>^</sup>	W	51-0
1934	T	14-14
<b>Louisiana Tech (1-3)</b>		
2001 <sup>^</sup>	L	6-36
2002 <sup>^</sup>	W	37-34
2003	L	6-41
2004 <sup>^</sup>	L	10-41
* at Shreveport, La.		
<b>Louisville (2-0)</b>		
1983 <sup>^</sup>	W	24-6
1984	W	41-7
<b>Love Field (1-0)</b>		
1918	W	6-0

<b>Marquette (1-1)</b>		
1938 <sup>^</sup>	L	0-7
1939 <sup>^</sup>	W	16-0
* at Chicago, Ill.		
<b>Marshall (2-2)</b>		
2005	L (OT)	13-16
2006 <sup>^</sup>	W	31-21
2009	L	31-34
2010 <sup>^</sup>	W	31-17
<b>Maryland (0-2)</b>		
1961 <sup>^</sup>	L	6-14
1962	L	0-7
<b>Memphis (3-6)</b>		
1976	L	13-27
2007	L (GOT)	52-55
2008 <sup>^</sup>	L	26-31
2011	W	42-0
2012 <sup>^</sup>	W	44-13
2013	W	34-29
2014 <sup>^</sup>	L	10-48
2015	L	0-63
2016 <sup>^</sup>	L	7-51
<b>Meridian (1-0)</b>		
1917	W	20-7
<b>Miami (Fla.) (1-0)</b>		
1965	W	7-3
<b>Michigan (0-1)</b>		
1963	L	16-27
<b>Michigan State (0-1)</b>		
1969	L	15-23
<b>Minnesota (0-1)</b>		
1967	L	3-23
<b>Mississippi (1-2)</b>		
1929	W	52-0
1997	L (OT)	15-23
1998 <sup>^</sup>	L (OT)	41-48
<b>Missouri (13-8-2)</b>		
1926	T	7-7
1927 <sup>^</sup>	W	32-9
1945 <sup>^</sup>	L	7-10
1946	W	17-0
1947 <sup>^</sup>	W	35-19
1948	L	14-20
1949 <sup>^</sup>	W	28-27
1950	W	21-0
1951 <sup>^</sup>	W	34-0
1952	W	25-7
1953 <sup>^</sup>	W	20-7
1954	W	25-6
1955	W	13-6
1956 <sup>^</sup>	W	33-27
1957 <sup>^</sup>	L	6-7
1958	W	32-19
1959 <sup>^</sup>	W	23-2
1960	L	0-20
1967	L	0-21
1971	L	12-24
1973 <sup>^</sup>	L	7-17
1993	T	10-10
1996 <sup>^</sup>	L	26-27
<b>Missouri Mines (1-0)</b>		
1923	W	35-0
<b>Montana State (1-0)</b>		
2013 <sup>^</sup>	W	31-30
<b>Navy (7-11)</b>		
1930 <sup>^</sup>	W	20-7
1931	W	13-6
1959 <sup>^</sup>	W	20-7
1960 <sup>#</sup>	L	7-26
1963 <sup>^</sup>	W	32-28
1966 <sup>^</sup>	W	21-3
1993	W	42-13
1995 <sup>^</sup>	L	2-33
1996	L	17-19
1997 <sup>^</sup>	L	16-46
1998	W	24-11
2002 <sup>^</sup>	L	7-38
2008	L	7-34
2009 <sup>^</sup>	L (OT)	35-38

2010	L	21-28
2011 <sup>^</sup>	L	17-24
2015	L	14-55
2016 <sup>^</sup>	L	31-75
* at Baltimore, Md.		
# at Norfolk, Va.		
<b>Nebraska (0-1-1)</b>		
1929	T	0-0
1932 <sup>^</sup>	L	14-21
<b>Nevada (3-3)</b>		
2000 <sup>^</sup>	W	21-7
2001	L	14-35
2002 <sup>^</sup>	L	6-24
2003	L	9-12
2004 <sup>^</sup>	W	38-20
<i>Sheraton Hawaii Bowl</i>		
2009 <sup>^</sup>	W	45-10
* at Honolulu, Hi.		
<b>Nevada-Las Vegas (2-0)</b>		
1984	W	38-21
1998 <sup>^</sup>	W	10-7
<b>New Mexico (3-1)</b>		
1992	W	20-13
1994 <sup>^</sup>	W	34-31
1996 <sup>^</sup>	W	52-31
1997	L	15-22
<b>New Mexico State (3-0)</b>		
1970 <sup>^</sup>	W	34-21
1971 <sup>^</sup>	W	28-25
1972 <sup>^</sup>	W	55-6
<b>Northwestern (1-0)</b>		
1970	W	21-20
<b>Northwestern State (1-0)</b>		
2011 <sup>^</sup>	W	40-7
<b>North Carolina (0-2)</b>		
1994 <sup>^</sup>	L	24-28
2001	L	10-19
<b>North Carolina State (1-2)</b>		
1968 <sup>^</sup>	W	35-14
2000	L	0-41
2001 <sup>^</sup>	L	17-26
<b>North Texas (30-5-1)</b>		
1922 <sup>^</sup>	W	66-0
1923 <sup>^</sup>	W	41-0
1924 <sup>^</sup>	W	7-0
1925 <sup>^</sup>	W	48-0
1926 <sup>^</sup>	W	42-0
1927 <sup>^</sup>	W	68-0
1928 <sup>^</sup>	W	60-6
1929 <sup>^</sup>	W	13-3
1931 <sup>^</sup>	W	13-0
1932 <sup>^</sup>	T	0-0
1933 <sup>^</sup>	L	0-7
1934 <sup>^</sup>	W	33-0
1935 <sup>^</sup>	W	39-0
1936 <sup>^</sup>	W	6-0
1937 <sup>^</sup>	W	14-0
1938 <sup>^</sup>	W	34-7
1939 <sup>^</sup>	W	16-0
1940 <sup>^</sup>	W	20-7
1941 <sup>^</sup>	W	54-0
1942 <sup>^</sup>	W	26-7
1974 <sup>^</sup>	W	7-6
1976 <sup>^</sup>	W	38-31
1977 <sup>^</sup>	L	13-24
1979 <sup>^</sup>	W	20-9
1980 <sup>^</sup>	W	28-9
1981 <sup>^</sup>	W	34-7
1982 <sup>^</sup>	W	38-10
1984 <sup>^</sup>	W	24-6
1989 <sup>^</sup>	W	35-9
1990	L	7-14
1992 <sup>^</sup>	W	28-14
2006	L	6-24
2007 <sup>^</sup>	W	45-31
2014	L	6-43
2015 <sup>^</sup>	W	31-13
2016	W	34-21

<b>Notre Dame (3-10)</b>		
1930	L	14-20
1939	L	19-20
1949 <sup>^</sup>	L	20-27
1951	W	27-20
1953	L	14-40
1954 <sup>^</sup>	L	14-26
1955	L	0-17
1956 <sup>^</sup>	W	19-13
1957 <sup>^</sup>	L	21-54
1958 <sup>^</sup>	L	6-14
<i>Aloha Bowl</i>		
1984	W	27-20
1986	L	29-61
1989	L	6-59
<b>Ohio State (1-7-1)</b>		
1950	W	32-27
1951	L	0-7
1958	L	20-23
1960	L	0-24
1964	L	8-27
1968	L	14-35
1974	L	9-28
1977 <sup>^</sup>	L	7-35
1978	T	35-35
<b>Oklahoma (1-5-1)</b>		
1925 <sup>^</sup>	L	0-9
1939	T	7-7
<i>Astro/Bluebonnet Bowl</i>		
1968	W	28-27
1970 <sup>^</sup>	L	11-28
1971	L	0-30
1985	L	13-35
1995	L	10-24
<b>Oklahoma State (6-4-2)</b>		
1922 <sup>^</sup>	W	32-6
1923 <sup>^</sup>	W	9-0
1924 <sup>^</sup>	T	13-13
1933 <sup>^</sup>	T	7-7
1934 <sup>^</sup>	W	41-0
1945 <sup>^</sup>	L	12-26
1946	W	15-6
1947	W	21-14
1950 <sup>^</sup>	W	56-0
2002	L	16-52
2003 <sup>^</sup>	L	6-52
2004	L	7-59
<b>Oregon (1-1)</b>		
<i>Cotton Bowl</i>		
1948	W	21-13
<i>Sun Bowl</i>		
1963	L	14-21
<b>Oregon State (2-0)</b>		
1973	W	35-16
1974 <sup>^</sup>	W	37-30
<b>Pacific (1-0)</b>		
1941	W	34-0
<b>Penn State (0-1-1)</b>		
<i>Cotton Bowl</i>		
1947	T	13-13
1978	L	21-26
<b>Pittsburgh (3-2-1)</b>		
1938	L	7-34
1940	T	7-7
1942	L	7-20
1948	W	33-14
<i>Cotton Bowl</i>		
1982	W	7-3
<i>BBVA Compass Bowl</i>		
2011	W	28-6
<b>Purdue (0-1-1)</b>		
1965 <sup>^</sup>	T	14-14
1966	L	23-35
<b>Randolph Field (0-1)</b>		
1944	L	0-41



Rice (48-41-1)

Table with columns for year, result, and score for Rice from 1916 to 2012.

Rutgers (0-1)

Table with columns for year, result, and score for Rutgers from 2013 to 1946.

SMU Freshmen (1-0)

Table with columns for year, result, and score for SMU Freshmen in 1922.

Sam Houston State (1-0)

Table with columns for year, result, and score for Sam Houston State in 2006.

San Jose State (2-3)

Table with columns for year, result, and score for San Jose State from 2000 to 2004.

Santa Clara (3-0)

Table with columns for year, result, and score for Santa Clara from 1947 to 1973.

Southern California (0-2)

Table with columns for year, result, and score for Southern California in 1961 and 1962.

Southern Miss (1-3)

Table with columns for year, result, and score for Southern Miss from 2007 to 2012.

Southwestern (2-2-3)

Table with columns for year, result, and score for Southwestern from 1915 to 1944.

St. Mary's (0-2)

Table with columns for year, result, and score for St. Mary's in 1931 and 1933.

Stanford (0-1)

Table with columns for year, result, and score for Stanford in 1935.

Stephen F. Austin (2-0)

Table with columns for year, result, and score for Stephen F. Austin in 2009 and 2012.

Syracuse (1-0)

Table with columns for year, result, and score for Syracuse in 1932.

Temple (1-2-2)

Table with columns for year, result, and score for Temple from 1942 to 2016.

Tennessee (0-1)

Table with columns for year, result, and score for Tennessee in 1970.

Texas (22-47-4)

Table with columns for year, result, and score for Texas from 1916 to 1946.

Table with columns for year, result, and score for various opponents from 1947 to 1995.

Texas-Arlington (5-1)

Table with columns for year, result, and score for Texas-Arlington from 1943 to 1983.

Texas-El Paso (UTEP) (12-8)

Table with columns for year, result, and score for Texas-El Paso from 1932 to 2012.

Texas A&I (1-0)

Table with columns for year, result, and score for Texas A&I in 1936.

Texas A&M (29-45-7)

Table with columns for year, result, and score for Texas A&M from 1916 to 2014.

\* at San Antonio, Texas



TCU (40-49-7)		
1915	L	0-43
1916 <sup>^</sup>	L	3-48
1917	L	0-21
1918 <sup>^</sup>	W	forfeit
1921	L	6-13
1922	T	0-0
1923 <sup>^</sup>	W	40-0
1924	W	6-0
1926 <sup>^</sup>	W	14-13
1927	W	28-6
1928 <sup>^</sup>	L	6-15
1929	T	7-7
1930 <sup>^</sup>	L	0-13
1931	T	0-0
1932 <sup>^</sup>	L	0-8
1933	L	6-26
1934 <sup>^</sup>	W	19-0
1935	W	20-14
1936 <sup>^</sup>	T	0-0
1937	L	0-3
1938 <sup>^</sup>	L	7-20
1939	W	14-7
1940 <sup>^</sup>	W	16-0
1941	L	13-15
1942 <sup>^</sup>	L	6-14
1943	W	20-0
1944 <sup>^</sup>	W	9-6
1945	W	34-0
1946 <sup>^</sup>	W	30-13
1947	T	19-19
1948 <sup>^</sup>	T	7-7
1949	L	13-21
1950 <sup>^</sup>	L	13-27
1951	L	2-13
1952 <sup>^</sup>	L	7-14
1953	L	0-13
1954 <sup>^</sup>	W	21-6
1955	L	13-20
1956 <sup>^</sup>	L	6-21
1957	L	0-21
1958 <sup>^</sup>	W	20-13
1959	L	0-19
1960 <sup>^</sup>	L	0-13
1961	T	28-28
1962 <sup>^</sup>	L	9-14
1963	L	15-22
1964 <sup>^</sup>	L	6-17
1965	L	7-10
1966	W	21-0
1967 <sup>^</sup>	W	28-14
1968	W	21-14
1969 <sup>^</sup>	W	19-17
1970	L	17-26
1971 <sup>^</sup>	L	16-18

1972	W	35-22
1973 <sup>^</sup>	W	21-19
1974	W	33-13
1975 <sup>^</sup>	W	28-13
1976 <sup>^</sup>	W	34-14
1977	W	45-21
1978 <sup>^</sup>	W	45-14
1979	W	27-7
1980 <sup>^</sup>	W	17-14
1981	W	20-9
1982 <sup>^</sup>	W	16-13
1983	W	21-17
1984 <sup>^</sup>	W	26-17
1985	W	56-21
1986 <sup>^</sup>	W	31-21
1989	L	10-28
1990 <sup>^</sup>	L	21-42
1991	L	10-18
1992 <sup>^</sup>	W	21-9
1993	W	21-15
1994 <sup>^</sup>	L	14-35
1995	L	16-19
1996 <sup>^</sup>	W	27-24
1997	L	18-21
1998 <sup>^</sup>	W	10-6
1999	L	0-21
2000 <sup>^</sup>	L	7-62
2001 <sup>^</sup>	L	10-38
2002	L	6-17
2003 <sup>^</sup>	L	13-20
2004	L	0-44
2005 <sup>^</sup>	W	21-10
2007	L	7-21
2008 <sup>^</sup>	L	7-48
2009	L	14-39
2010 <sup>^</sup>	L	24-41
2011	W (OT)	40-33
2012 <sup>^</sup>	L	16-24
2013	L	17-48
2014 <sup>^</sup>	L	0-56
2015	L	37-56
2016 <sup>^</sup>	L	3-33

Texas State (1-0)		
2008 <sup>^</sup>	W	47-36

Texas Tech (16-33)		
1932	L	0-6
1933	W	14-0
1943 <sup>^</sup>	L	6-7
1944	W	7-6
1946 <sup>^</sup>	L	0-7
1948 <sup>^</sup>	W	41-6
1959 <sup>^</sup>	W	21-13
1960	L	7-28
1961 <sup>^</sup>	W	8-7
1962	W	14-0
1963 <sup>^</sup>	L	6-13
1964	L	0-12
1965 <sup>^</sup>	L	24-26
1966	W	24-7
1967 <sup>^</sup>	L	7-21
1968	W	39-18
1969 <sup>^</sup>	L	24-27
1970	L	10-14
1971	W	18-17
1972 <sup>^</sup>	L	3-17
1973	L	14-31
1974 <sup>^</sup>	L	17-20
1975	L	20-37
1976	L	7-34
1977 <sup>^</sup>	L	7-45
1978	L	16-19
1979 <sup>^</sup>	W	35-10
1980	L	0-14
1981 <sup>^</sup>	W	30-6
1982	W	34-27
1983 <sup>^</sup>	W	33-7
1984	W	31-0
1985 <sup>^</sup>	W	9-7
1986	W	13-7
1989 <sup>^</sup>	L	24-48
1990	L	7-62
1991 <sup>^</sup>	L	14-38
1992	L	25-39
1993 <sup>^</sup>	L	24-41
1994	L	7-35
1995 <sup>^</sup>	L	14-45
2002 <sup>^</sup>	L	14-24
2003	L	10-58
2004 <sup>^</sup>	L	13-27
2006	L	3-35
2007 <sup>^</sup>	L	9-49

2008	L	7-43
2010	L	27-35
2013 <sup>^</sup>	L	23-41

Trinity (Texas) (6-2)		
1915 <sup>^</sup>	L	0-14
1916 <sup>^</sup>	L	6-14
1917 <sup>^</sup>	W	20-0
1919 <sup>^</sup>	W	46-6
1920 <sup>^</sup>	W	38-7
1924 <sup>^</sup>	W	14-3
1926 <sup>^</sup>	W	48-0
1928 <sup>^</sup>	W	60-7

Tulane (10-13)		
1943	L	6-12
1944	L	7-27
1945	L	7-19
1977 <sup>^</sup>	W	28-23
1979	L	17-24
1980	W	31-21
1982 <sup>^</sup>	W	51-7
1990	L	7-43
1991	W	31-17
1992 <sup>^</sup>	L	12-13
1998 <sup>^</sup>	L	21-31
1999	L	19-53
2000 <sup>^</sup>	L	17-29
2005 <sup>^</sup>	L	10-31
2006	W	33-28
2007 <sup>^</sup>	L (OT)	34-41
2008	L	27-34
2009 <sup>^</sup>	W	26-21
2010	W	31-17
2011 <sup>^</sup>	W	45-24
2012	L	26-27
2015 <sup>^</sup>	W	49-21
2016	W	35-31

Tulsa (13-10)		
1935	W	14-0
1943 <sup>^</sup>	L	7-20
1991 <sup>^</sup>	L	26-31
1996 <sup>^</sup>	W	17-10
1997	W	42-41
1998 <sup>^</sup>	W	33-3
1999	W	28-14
2000 <sup>^</sup>	W	24-20
2001	W	24-14
2002 <sup>^</sup>	W	24-21
2003	L	16-35
2004 <sup>^</sup>	W (OT)	41-35
2005	L	13-20
2006 <sup>^</sup>	W	34-24
2007	L	23-29
2008 <sup>^</sup>	L	31-37
2009	W	27-13
2010 <sup>^</sup>	W	21-18
2011	L	7-38
2012 <sup>^</sup>	W	35-27
2014	L	28-38
2015 <sup>^</sup>	L	31-40
2016	L (OT)	40-43

UAB (4-0)		
2005	W	28-27
2006 <sup>^</sup>	W	22-9
2009	W	35-33
2010 <sup>^</sup>	W	28-7

UCF (1-6)		
2007 <sup>^</sup>	L	20-49
2008	L	17-31
2010	L	7-17
2011 <sup>^</sup>	W	38-17
2012	L	17-42
2013 <sup>^</sup>	L	13-17
2014	L	7-53

UCLA (4-1)		
1935	W	21-0
1937	W	26-13
1940	W	9-6
1947	W	7-0
1994	L	10-17

USF (1-3)		
2013	W	16-6
2014 <sup>^</sup>	L	13-14
2015	L	14-38
2016 <sup>^</sup>	L	27-35

Utah (1-1)		
1996 <sup>^</sup>	L	17-21
1997	W	20-19

Vanderbilt (2-2)		
1936 <sup>^</sup>	W	16-0
1937 <sup>^</sup>	L	0-6
1990 <sup>^</sup>	W	44-7
1991	L	11-14

Virginia Tech (2-1)		
1972	L	10-13
1973 <sup>^</sup>	W	37-6
1974 <sup>^</sup>	W	28-25

Wake Forest (3-0)		
1949 <sup>^</sup>	W	13-7
1972 <sup>^</sup>	W	56-10
1975	W	14-7

Washington (Mo.) (4-0)		
1925 <sup>^</sup>	W	20-6
1934	W	7-0
1935	W	35-6
1937	W	14-0

Washington State (1-1)		
2009	L (OT)	27-30
2010 <sup>^</sup>	W	35-21

Wesley (1-0)		
1919	W	7-6

West Virginia (0-1)		
1975 <sup>^</sup>	L	22-28

West Virginia Wesleyan (0-1) <i>Dixie Classic</i>		
1924 <sup>^</sup>	L	7-9

Wichita State (1-0)		
1979	W	34-0

Wisconsin (0-2)		
1993 <sup>^</sup>	L	16-24
1995	L	0-42

Wyoming (1-2)		
1996	L	17-59
1997 <sup>^</sup>	W	22-17
1998	L	7-12

<sup>^</sup> Indicates SMU home games

## THE IRON SKILLET

During the post-World War II college football boom, the SMU and TCU student bodies created a traveling trophy called the Iron Skillet that was presented to the winner of the annual football game between the archrivals. The tradition eventually died, and the skillet was lost.

In 1993, however, the tradition was revived as the president of the SMU student body painted the face of the TCU student body president red and blue following the Mustangs' 21-15 victory in Fort Worth. The engraved skillet is presented to the winning team after each game.



# CONFERENCE TEAM RANKINGS

American Athletic Conference Only

## SEASON (NUMBER OF TEAMS)

### SCORING OFFENSE

Season	Rank	G	TD	FG	XPT	2XP	DXP	Saf	Points	Avg/G
2013 (10)	5	12	38	18	33	2	0	1	321	26.8
2014 (11)	11	12	15	9	12	1	0	1	133	11.1
2015 (12)	8	12	44	8	43	0	0	1	333	27.8
2016 (12)	8	12	40	18	38	0	0	0	332	27.7

### SCORING DEFENSE

Season	Rank	G	TD	FG	XPT	2XP	DXP	Saf	Points	Avg/G
2013 (10)	10	12	54	9	45	2	0	0	400	33.3
2014 (11)	11	12	63	20	58	0	0	0	496	41.3
2015 (12)	12	12	75	8	72	1	0	0	548	45.7
2016 (12)	12	12	56	15	52	0	0	1	435	36.2

### TOTAL OFFENSE

Season	Rank	G	Rush	Pass	Plays	Yards	Avg/P	TD	Avg/G
2013 (10)	4	12	1125	4097	945	5222	5.5	36	435.2
2014 (11)	11	12	1204	2024	792	3228	4.1	15	269
2015 (12)	8	12	1978	2616	869	4594	5.3	42	382.8
2016 (12)	7	12	1959	3168	934	5127	5.5	36	427.2

### TOTAL DEFENSE

Season	Rank	G	Rush	Pass	Plays	Yards	Avg/P	TD	Avg/G
2013 (10)	7	12	1689	3262	887	4951	5.6	47	412.6
2014 (11)	11	12	2829	3164	905	5993	6.6	59	499.4
2015 (12)	11	12	3134	2892	853	6026	7.1	71	502.2
2016 (12)	10	12	2526	2910	906	5436	6	52	453

### RUSHING OFFENSE

Season	Rank	G	Att	Yards	Avg.	TD	Yards/G
2013 (10)	8	12	326	1125	3.5	13	93.8
2014 (11)	11	12	362	1204	3.3	9	100.3
2015 (12)	7	12	504	1978	3.9	23	164.8
2016 (12)	6	12	478	1959	4.1	14	163.2

### RUSHING DEFENSE

Season	Rank	G	Att	Yards	Avg.	TD	Yards/G
2013 (10)	8	12	446	1689	3.8	23	140.8
2014 (11)	11	12	541	2829	5.2	32	235.8
2015 (12)	12	12	542	3134	5.8	40	261.2
2016 (12)	11	12	498	2526	5.1	30	210.5

### PASS OFFENSE

Season	Rank	G	Comp	Att	Int	Pct.	Yards	Avg.	TD	Avg/G
2013 (10)	1	12	400	619	12	64.6	4097	6.6	23	341.4
2014 (11)	11	12	230	430	14	53.5	2024	4.7	6	168.7
2015 (12)	6	12	202	365	8	55.3	2616	7.2	19	218
2016 (12)	5	12	248	456	17	54.4	3168	6.9	22	264

### PASS DEFENSE

Season	Rank	G	Comp	Att	Int	Pct.	Yards	Avg.	TD	Avg/G
2013 (10)	8	12	286	441	11	64.9	3262	7.4	24	271.8
2014 (11)	10	12	230	364	6	63.2	3164	8.7	27	263.7
2015 (12)	8	12	184	311	10	59.2	2892	9.3	31	241
2016 (12)	7	12	239	408	18	58.6	2910	7.1	22	242.5

### PASS EFFICIENCY

Season	Rank	G	Comp	Att	Int	Pct.	Yards	TD	Effic.
2013 (10)	6	12	400	619	12	64.6	4097	23	128.6
2014 (11)	11	12	230	430	14	53.5	2024	6	91.1
2015 (12)	8	12	202	365	8	55.3	2616	19	128.3
2016 (12)	9	12	248	456	17	54.4	3168	22	121.2

### PASS DEFENSE EFFICIENCY

Season	Rank	G	Comp	Att	Int	Pct.	Yards	TD	Effic.
2013 (10)	8	12	286	441	11	64.9	3262	24	140
2014 (11)	11	12	230	364	6	63.2	3164	27	157.4
2015 (12)	11	12	184	311	10	59.2	2892	31	163.7
2016 (12)	7	12	239	408	18	58.6	2910	22	127.5

### KICKOFF RETURNS

Season	Rank	G	No.	Yards	TD	Avg.
2013 (10)	9	12	47	907	0	19.3
2014 (11)	9	12	58	1090	0	18.8
2015 (12)	6	12	56	1246	1	22.2
2016 (12)	12	12	53	933	0	17.6

### PUNT RETURN AVG

Season	Rank	G	No.	Yards	TD	Avg.
2013 (10)	4	12	17	134	1	7.9
2014 (11)	11	12	14	60	0	4.3
2015 (12)	11	12	13	41	0	3.2
2016 (12)	11	12	13	48	0	3.7

### INTERCEPTIONS

Season	Rank	G	No.	Yards	TD	Avg.
2013 (10)	6	12	11	96	1	8.7
2014 (11)	10	12	6	14	0	2.3
2015 (12)	8	12	10	82	0	8.2
2016 (12)	1	12	18	416	4	23.1

### PUNTING

Season	Rank	G	No.	Yards	Avg/P	Ret.	Avg.	TB	Net/P
2013 (10)	10	12	63	2372	37.7	240	3.8	8	31.3
2014 (11)	8	12	77	3121	40.5	297	3.9	4	35.6
2015 (12)	11	12	67	2557	38.2	290	4.3	2	33.2
2016 (12)	12	12	71	2813	39.6	177	2.5	5	35.7

### KICKOFF COVERAGE

Season	Rank	G	No.	Yards	Avg.	Return	TB	Net Avg.
2013 (10)	9	12	57	3429	60.2	805	20	37.3
2014 (11)	11	12	33	1846	55.9	586	4	35.2
2015 (12)	4	12	61	3906	64	447	42	39.5
2016 (12)	12	12	66	3807	57.7	1118	15	35.1

### FIELD GOALS

Season	Rank	G	Made-Att	Pct.
2013 (10)	3	12	18-21	0.857
2014 (11)	10	12	9-17	0.529
2015 (12)	10	12	8-11	0.727
2016 (12)	8	12	18-24	0.75

### PAT KICKING

Season	Rank	G	Made-Att	Pct.
2013 (10)	9	12	33-35	0.943
2014 (11)	T1	12	12-12	1.000
2015 (12)	T1	12	43-43	1.000
2016 (12)	T1	12	38-38	1





### OPP 4TH-DN CONVERT

	Rank	G	Conv.	Att.	Pct.
2013 (10)	3	12	9	20	45
2014 (11)	6	12	11	20	55
2015 (12)	T9	12	13	22	59.1
2016 (12)	T9	12	14	23	60.9

### PENALTIES

	Rank	G	No.	Yards	Avg/G
2013 (10)	6	12	90	770	64.2
2014 (11)	2	12	74	632	52.7
2015 (12)	4	12	65	604	50.3
2016 (12)	7	12	69	624	52

### OPPONENT PENALTIES

	Rank	G	No.	Yards	Avg/G
2013 (10)	1	12	92	869	72.4
2014 (11)	4	12	83	801	66.8
2015 (12)	3	12	79	805	67.1
2016 (12)	1	12	92	866	72.2

### TIME OF POSSESSION

	Rank	G	Time	Avg/G
2013 (10)	6	12	347:10	28:55
2014 (11)	7	12	346:10	28:50
2015 (12)	3	12	376:50	31:24
2016 (12)	5	12	367:33	30:37

### TURNOVER MARGIN

	Rank	G	Gained			Lost			Margin	Per/G
			Fumb	Int	Total	Fumb	Int	Total		
2013 (10)	8	12	6	11	17	12	12	24	-7	-0.58
2014 (11)	11	12	10	6	16	16	14	30	-14	-1.17
2015 (12)	10	12	5	10	15	17	8	25	-10	-0.83
2016 (12)	5	12	8	18	26	7	17	24	2	0.17

### DN-SIDE KICKS BY

	Rank	G	On-side	Pct.
2013 (10)	3	12	1-5	20
2014 (11)	T1	12	1-1	100
2015 (12)	T3	12	1-3	33.3
2016 (12)	T3	12	0-3	0

### DN-SIDE KICKS AGAINST

	Rank	G	On-side	Pct.
2013 (10)	T7	12	2-6	33.3
2014 (11)	T1	12	0-0	0
2015 (12)	T1	12	0-2	0
2016 (12)	T1	12	0-2	0

### ATTENDANCE

Season	Rank	Home	Avg	Away	Avg	Total attend	Avg
2013 (10)	6	6-112347	18724	6-227570	37928	12-339917	28326
2014 (11)	5	6-129169	21528	6-181270	30212	12-310439	25870
2015 (12)	6	7-147301	21043	5-163522	32704	12-310823	25902
2016 (12)	6	6-142272	23712	6-181395	30232	12-323667	26972

### SACKS BY

	Rank	G	No.	Yards
2013 (10)	T6	12	28	176
2014 (11)	10	12	17	107
2015 (12)	T10	12	16	83
2016 (12)	6	12	29	227

### SACKS AGAINST

	Rank	G	No.	Yards
2013 (10)	9	12	38	210
2014 (11)	11	12	48	256
2015 (12)	T11	12	41	289
2016 (12)	T5	12	26	168

### FIRST DOWNS

	Rank	G	Rush	Pass	Pen	Total	Avg/G
2013 (10)	5	12	59	191	26	276	23
2014 (11)	11	12	74	85	17	176	14.7
2015 (12)	9	12	109	109	28	246	20.5
2016 (12)	8	12	92	145	25	262	21.8

### OPPONENT 1ST DOWNS

	Rank	G	Rush	Pass	Pen	Total	Avg/G
2013 (10)	7	12	101	145	23	269	22.4
2014 (11)	11	12	140	147	15	302	25.2
2015 (12)	10	12	153	107	17	277	23.1
2016 (12)	8	12	128	124	16	268	22.3

### 3RD-DOWN CONVERSIONS

	Rank	G	Conv.	Att.	Pct.
2013 (10)	5	12	77	198	38.9
2014 (11)	9	12	61	187	32.6
2015 (12)	8	12	71	180	39.4
2016 (12)	5	12	90	208	43.3

### OPP 3RD-DN CONVERT

	Rank	G	Conv.	Att.	Pct.
2013 (10)	7	12	73	177	41.2
2014 (11)	9	12	71	162	43.8
2015 (12)	10	12	77	166	46.4
2016 (12)	5	12	69	183	37.7

### 4TH-DOWN CONVERSIONS

	Rank	G	Conv.	Att.	Pct.
2013 (10)	T3	12	13	27	48.1
2014 (11)	T5	12	14	28	50
2015 (12)	9	12	7	20	35
2016 (12)	12	12	6	16	37.5

# CONFERENCE INDIVIDUAL RANKINGS

American Athletic Conference Only

## RUSHING

	Rank	Name	G	Att.	Yards	Avg.	TD	Long	Avg/G
2013 (10-10)		N/A							
2014 (11-10)	7	Matt Davis	10	108	613	5.7	4	51	61.3
2015 (12-10)		N/A							
2016 (12-10)	6	Braeden West	12	202	1036	5.1	6	66	86.3

## PASSING AVG/GAME

	Rank	Name	G	Comp-Att-Int	Pct.	Yards	TD	Long	Avg/G
2013 (10-10)	1	Garrett Gilbert	10	335 - 504 - 7	66.5	3528	21	79	352.8
2014 (11-10)		N/A							
2015 (12-10)	7	Matt Davis	12	182 - 335 - 7	54.3	2259	16	63	188.2
2016 (12-10)	5	Ben Hicks	12	234 - 422 - 15	55.5	2930	19	88	244.2

## PASS EFFICIENCY

	Rank	Name	G	Comp-Att-Int	Pct.	Yards	TD	Long	Effic.
2013 (10-8)	5	Garrett Gilbert	10	335 - 504 - 7	66.5	3528	21	79	136.2
2014 (11-10)		N/A							
2015 (12-10)	9	Matt Davis	12	182 - 335 - 7	54.3	2259	16	63	122.6
2016 (12-10)	8	Ben Hicks	12	234 - 422 - 15	55.5	2930	19	88	121.5

## RECEPTIONS/GAME

	Rank	Name	G	Rec.	Yards	TD	Long	Avg/C	Avg/G	Rec/G
2013 (10-10)	1	Jeremy Johnson	12	112	1112	6	66	9.9	92.7	9.3
	2	Darius Joseph	12	103	808	5	45	7.8	67.3	8.6
	7	Keenan Holman	12	67	1037	9	79	15.5	86.4	5.6
2014 (11-10)	7	Darius Joseph	11	54	379	2	25	7	34.5	4.9
2015 (12-10)		N/A								
2016 (12-10)	5	Courtlund Sutton	12	76	1246	10	88	16.4	103.8	6.3

## RECEIVE YDS/GAME

	Rank	Name	G	Rec.	Yards	TD	Long	Avg/C	Avg/G	Rec/G
2013 (10-10)	2	Jeremy Johnson	12	112	1112	6	66	9.9	92.7	9.3
	4	Keenan Holman	12	67	1037	9	79	15.5	86.4	5.6
	10	Darius Joseph	12	103	808	5	45	7.8	67.3	8.6
2014 (11-10)		N/A								
2015 (12-10)	7	Courtlund Sutton	12	49	862	9	51	17.6	71.8	4.1
2016 (12-10)	3	Courtlund Sutton	12	76	1246	10	88	16.4	103.8	6.3

## TOTAL OFFENSE

	Rank	Name	G	Rush	Pass	Plays	Total	Yds/G
2013 (10-10)	1	Garrett Gilbert	10	267	3528	587	3795	379.5
2014 (11-10)	9	Matt Davis	10	613	855	272	1468	146.8
2015 (12-10)	6	Matt Davis	12	761	2259	522	3020	251.7
2016 (12-10)	7	Ben Hicks	12	-83	2930	463	2847	237.2



COURTLUND SUTTON



JEREMY JOHNSON

## SCORING

	Rank	Name	G	TD	FG	XPT	2XP	Pts	Pts/G
2013 (10-10)	4	Chase Hover	12	0	18	33	0	87	7.2
2014 (11-10)		N/A							
2015 (12-10)		N/A							
2016 (12-10)	9	Josh Williams	12	0	17	38	0	89	7.4

## SCORING (TDS)

	Rank	Name	G	TD	Rush	Pass	Ret.	PAT	Pts	Pts/G
2013 (10-10)	7	Keenan Holman	12	9	0	9	0	0	54	4.5
2014 (11-10)		N/A								
2015 (12-10)	T9	Matt Davis	12	10	10	0	0	0	60	5
	T9	Xavier Jones	12	10	10	0	0	0	60	5
2016 (12-10)	10	Courtlund Sutton	12	10	0	10	0	0	60	5

## SCORING (KICK)

	Rank	Name	G	PATs	FGs	Pts	Pts/G
2013 (10-10)	3	Chase Hover	12	33-35	18-21	87	7.2
2014 (11-10)		N/A					
2015 (12-10)	8	Chad Hedlund	12	43-43	8-11	67	5.6
2016 (12-10)	4	Josh Williams	12	38-38	17-22	89	7.4

## PUNT RETURN AVG

	Rank	Name	G	No.	Yards	TD	Long	Avg.
2013 (10-1)	-	N/A						
2014 (11-1)	-	N/A						
2015 (12-5)	-	N/A						
2016 (12-1)	-	N/A						

## KICK RETURN AVG

	Rank	Name	G	No.	Yards	TD	Long	Avg.
2013 (10-5)	-	N/A						
2014 (11-6)	4	Deion Sanders	9	37	759	0	64	20.5
2015 (12-10)	6	Braeden West	12	27	635	1	80	23.5
2016 (12-4)	-	N/A						

## ALL PURPOSE

	Rank	Name	G	Rush	Rcv	PR	KR	Yards	Yards/G
2013 (10-10)	6	Jeremy Johnson	12	0	1112	0	0	1112	92.7
2014 (11-10)	3	Deion Sanders	9	0	188	0	759	947	105.2
2015 (12-10)		N/A							
2016 (12-10)	-	N/A							

## PUNTING

	Rank	Name	G	No.	Yards	Long	Avg.
2013 (10-10)	9	Mike Loftus	11	32	1287	58	40.2
2014 (11-10)	4	Jackson Koonce	12	74	3017	60	40.8
2015 (12-10)	10	Josh Williams	9	38	1472	56	38.7
2016 (12-10)	-	N/A					



**FIELD GOALS**

	Rank	Name	G	Made	Att.	Pct.	Made/G
2013 (10-10)	T3	Chase Hover	12	18	21	85.7	1.5
2014 (11-10)	T9	Cody Rademacher	12	9	17	52.9	0.75
2015 (12-10)	-	N/A					
2016 (12)	4	Josh Williams	12	17	22	77.3	1.42

**FIELD GOAL PCT**

	Rank	Name	G	Made	Att.	Long	Pct.
2013 (10-5)	3	Chase Hover	12	18	21	51	85.7
2014 (11-1)	-	N/A					
2015 (12-9)	-	N/A					
2016 (12-10)	T4	Josh Williams	12	17	22	44	77.3

**PAT KICKING PCT**

	Rank	Name	G	Made	Att.	Pct.
2013 (10-9)	8	Chase Hover	12	33	35	94.3
2014 (11-7)	-	N/A				
2015 (12-10)	-	Chad Hedlund	12	43	43	100
2016 (12-10)	T1	Josh Williams	12	38	38	100

**TACKLES (ALL POSITIONS)**

	Rank	Name	G	Pos.	Solo	Ast.	Total	Avg/G	Sacks
2013 (10-50)	4	Randall Joyner	10	LB	49	49	98	9.8	1
	9	Kevin Pope	11	LB	47	44	91	8.3	3.5
	16	Stephon Sanders	12	LB	47	39	86	7.2	3.5
	30	Jay Scott	12	DB	34	29	63	5.2	0
	T49	Zach Wood	12	DE	25	24	49	4.1	1
2014 (11-50)	22	Hayden Greenbauer	12	DB	48	31	79	6.6	0
	29	Stephon Sanders	12	LB	43	27	70	5.8	2.5
	T32	Darrion Richardson	12	DB	44	25	69	5.8	1
	T35	Jonathan Yenga	12	LB	33	32	65	5.4	2
	45	Kevin Pope	11	LB	27	22	49	4.5	1
2015 (12-50)	T30	Justin Lawler	12	DE	43	21	64	5.3	5
	32	Darrion Richardson	10	DB	47	6	53	5.3	0
	38	Jonathan Yenga	12	LB	37	21	58	4.8	0
	49	Kyran Mitchell	9	LB	28	12	40	4.4	0
	T29	Kyran Mitchell	12	LB	48	19	67	5.6	3.5
2016 (12-50)	34	Justin Lawler	12	DE	45	20	65	5.4	6
	35	Darrion Millines	12	DB	47	17	64	5.3	0

**SACKS**

	Rank	Name	G	Pos.	Solo	Ast.	Yards	Total	Avg/G
2013 (10-20)	T7	Jonathan Yenga	12	LB	6	0	29	6	0.5
	T11	Beau Barnes	12	DE	5	0	35	5	0.42
2014 (11-20)	T16	Zach Wood	12	DE	4	0	15	4	0.33
2015 (12-20)	T10	Justin Lawler	12	DE	4	2	27	5	0.42
	18	Zach WoOd	10	DE	3	1	18	3.5	0.35
2016 (12-20)	T5	Justin Lawler	12	DE	5	2	51	6	0.5
	18	Jarvis Pruitt	11	4	1	22	4.5	0.41	
	19	Demerick Gary	11	4	0	44	4	0.36	


**RANDALL JOYNER**
**TACKLES FOR LOSS**

	Rank	Name	G	Pos.	Solo	Ast.	Yards	Total	Avg/G
2013 (10-20)	3	Stephon Sanders	12	LB	11	5	38	13.5	1.12
	5	Beau Barnes	12	DE	11	4	51	13	1.08
	17	Jonathan Yenga	12	LB	10	2	51	11	0.92
	19	Kevin Pope	11	LB	7	7	47	10.5	0.95
2014 (11-20)	-	N/A							
2015 (12-20)	9	Zach Wod	10	DE	9	1	56	9.5	0.95
	T18	Justin Lawler	12	DE	8	2	35	9	0.75
2016 (12-20)	5	Justin Lawler	12	DE	13	4	79	15	1.25

**PASSES DEFENDED**

	Rank	Name	G	BrUp	Int.	Total	Avg/G
2013 (10-20)	2	Kenneth Acker	12	13	3	16	1.33
	T13	Jay Scott	12	7	2	9	0.75
2014 (11-20)	T5	Shakiel Randolph	9	8	1	9	1
2015 (12-20)	12	David Johnson	11	7	1	8	0.73
2016 (12-20)	3	Horace Richardson	12	8	6	14	1.17
	T9	Jordan Wyatt	12	7	4	11	0.92
	T14	Darrion Millines	12	4	5	9	0.75

**INTERCEPTIONS**

	Rank	Name	G	No.	Yards	TD	Long	Avg/G
2013 (10-10)	T8	Kenneth Acker	12	3	27	0	15	0.25
2014 (11-10)	-	N/A						
2015 (12-10)	-	N/A						
2016 (12-10)	T1	Horace Richardson	12	6	215	2	80	0.5
	3	Darrion Millines	12	5	83	0	45	0.42
	T6	Jordan Wyatt	12	4	97	2	35	0.33

**FUMBLES FORCED**

	Rank	Name	G	No.	Avg/G
2013 (10-10)	3	Randall Joyner	10	3	0.3
2014 (11-10)	10	Kevin Pope	11	2	0.18
2015 (12-10)	T8	Andrew McCleneghen	12	2	0.17
	T8	Jackson Mitchell	12	2	0.17
2016 (12-10)	1	Jordan Wyatt	12	4	0.33

**FUMBLES RECOVERED**

	Rank	Name	G	No.	Avg/G
2013 (10-10)	5	Chris Parks	11	2	0.18
2014 (11-10)	10	Hayden Greenbauer	12	2	0.17
2015 (12-10)	T5	Jackson Mitchell	12	2	0.17
2016 (12-10)	-	N/A			


**STEPHON SANDERS**





### 1951 (3-6-1)

9/22	at Georgia Tech	33,000	L	7-21
9/29	at Ohio St. [3/NR]	80,735	L	0-7
10/6	Missouri	40,000	W	34-0
10/13	at Notre Dame [5/NR]	58,240	W	27-20
10/20	Rice [NR15]	53,000	L	7-28
11/3	Texas [12/NR]	72,000	L	13-20
11/10	at Texas A&M	24,500	T	14-14
11/17	Arkansas	33,500	W	47-7
11/24	at Baylor [10/NR]	30,000	L	13-14
12/1	at TCU [11/NR]	35,000	L	2-13

Total Avg: 45,997 - Home Avg: 49,625  
Coach: H.N. Russell  
Captains: Dick Hightower, Hershel Forester, Pat Knight

#### INDIVIDUAL STATS

PASSING	CMP	ATT	INT	PCT	YDS	TD	
Frederick Benners	110	204	12	.539	1306	9	
Jerry Norton	10	37	4	.270	240	0	
Harvey Russell	4	16	3	.250	78	1	
Sam Stollenwerck	8	13	0	.615	50	0	
Benton Musslewhite	8	15	2	.533	60	1	
Gene Gillis	0	1	0	.000	0	0	
<b>SMU</b>	<b>140</b>	<b>286</b>	<b>21</b>	<b>.490</b>	<b>1734</b>	<b>11</b>	

RUSHING	ATT	NET	AVG	GAIN	LOSS	
Jerry Norton	128	438	3.4	625	187	
Benton Musslewhite	70	238	3.4	300	62	
Logan Stollenwerck	57	171	3.0	193	22	
Al Hansen	18	35	1.9	36	1	
Bill Forester	16	33	2.1	39	6	
Jon Knight	7	26	3.7	26	0	
Val Joe Walker	7	14	2.0	25	11	
Gayle Mills	1	11	11.0	11	0	
Gene Gillis	2	7	3.5	7	0	
John Crawford	2	6	3.0	6	0	
David Powell	2	3	1.5	3	0	
Dale Moore	1	3	3.0	3	0	
Fred Benners	36	-7	-0.2	147	154	
Sam Stollenwerck	9	-11	-1.2	14	25	
Harvey Russell	10	-22	-2.2	18	40	
<b>SMU</b>	<b>366</b>	<b>945</b>	<b>2.6</b>	<b>1453</b>	<b>508</b>	

RECEIVING	REC	YDS	AVG	TD	
Benton Musslewhite	36	532	14.8	3	
Ben White	17	311	18.3	4	
Harvey Russell	21	254	12.1	1	
David Powell	14	214	15.3	0	
Jerry Norton	10	105	10.5	0	
Logan Stollenwerck	19	77	4.1	0	
Val Joe Walker	5	70	14.0	0	
Bill Forester	4	37	9.3	1	
James hawn	7	50	7.1	1	
James Mahew	3	21	7.0	0	
Albert Hansen	3	19	6.3	0	
Gayle Mills	1	18	18.0	0	
Jon Knight	3	16	5.3	0	
Mack Tunnell	1	10	10.0	1	
<b>SMU</b>	<b>144</b>	<b>1734</b>	<b>12.0</b>	<b>0</b>	

INTERCEPTIONS	NO	YDS	AVG	
David Powell	4	38	9.5	
Richard Hightower	3	37	12.3	
Val Joe Walker	4	32	8.0	
Robert Hooks	1	31	31.0	
Jerry Norton	3	30	10.0	
Harvey Russell	2	28	14.0	
Jack Miller	2	6	3.0	
William Crisler	2	5	2.5	
Benton Musslewhite	1	0	0.0	
Bill Forester	1	6	3.0	
<b>SMU</b>	<b>23</b>	<b>213</b>	<b>9.3</b>	

KICKOFF RETURNS	NO	YDS	AVG	
Val Joe Walker	1	22	22.0	
Logan Stollenwerck	7	141	20.1	
Benton Musslewhite	10	176	17.6	
Jack Miller	1	24	24.0	
Harvey McAtee	1	15	15.0	
Jerry Norton	3	25	8.3	
Dale Moore	1	15	15.0	
Jon Knight	1	13	13.0	
William Rippey	2	13	6.5	
<b>SMU</b>	<b>27</b>	<b>444</b>	<b>16.4</b>	

PUNT RETURNS	NO	YDS	AVG	
Val Joe Walker	8	168	21.0	
Bill Crisler	8	73	9.1	
Benton Musslewhite	4	57	14.3	
Jerry Norton	5	46	9.2	
Harvey Russell	1	7	7.0	
Gene Gillis	1	3	3.0	
Dale Moore	1	4	4.0	
<b>SMU</b>	<b>28</b>	<b>358</b>	<b>12.8</b>	

PUNTING	NO	YDS	AVG	
Jerry Norton	32	1338	41.8	
David Powell	26	970	37.3	
Harvey Russell	18	611	33.9	
<b>SMU</b>	<b>76</b>	<b>2919</b>	<b>38.4</b>	

### 1952 (4-5-1)

9/26	Duke [19/NR]	28,000	L	7-14
10/4	Georgia Tech [6/NR]	41,000	L	7-20
10/11	at Missouri	25,000	W	25-7
10/18	at Rice	56,000	W	21-14
10/25	Kansas [15/NR]	30,000	L	0-26
11/1	at Texas [14/NR]	57,000	L	14-31
11/8	Texas A&M	62,000	W	21-13
11/15	at Arkansas	20,000	W	27-17
11/22	Baylor	30,000	T	7-7
11/29	TCU	32,000	L	7-14

Total Avg: 38,100 - Home Avg: 37,167  
Coach: H.N. Russell  
Captain: Bill Forester

#### INDIVIDUAL STATS

PASSING	CMP	ATT	INT	PCT	YDS	TD	LP
Jerry Norton	29	62	2	.468	431	1	34
Duane Nutt	30	53	4	.566	390	2	38
Sam Stollenwerck	22	59	7	.373	340	3	38
Benton Musslewhite	6	10	1	.600	130	1	63
Malcolm Bowers	6	17	2	.353	58	0	19
Frank Eidom	2	6	0	.333	57	0	29
Jack Miller	2	4	0	.500	26	0	24
Dale Moore	0	1	0	.000	0	0	0
<b>SMU</b>	<b>97</b>	<b>212</b>	<b>16</b>	<b>.458</b>	<b>1432</b>	<b>7</b>	<b>63</b>

RECEIVING	REC	YDS	AVG	TD	LP
David Powell	14	261	18.6	1	38
Jack Miller	16	202	12.6	0	30
Benton Musslewhite	13	198	15.2	0	34
Duane Nutt	7	138	19.7	0	29
Val Joe Walker	4	136	34.0	2	63
James hHawn	6	83	13.8	2	23
Edward Bernet	7	78	11.1	0	27
Raymond Berry	5	62	12.4	0	20
Frank Eidom	3	55	18.3	0	29
Roy Pace	5	49	9.8	1	24
Dale Moore	2	46	23.0	1	38
Doyle Nix	2	42	21.0	0	30
Jerry Norton	4	30	7.5	0	15
Albert Hansen	3	25	8.3	0	12
Ronald Case	2	20	10.0	0	11
Gale Mills	1	13	13.0	0	13
Don Kilgore	1	9	9.0	0	9
James Mahew	1	5	5.0	0	5
John Crawford	1	0	0.0	0	0
<b>SMU</b>	<b>97</b>	<b>1452</b>	<b>15.0</b>	<b>7</b>	<b>75</b>

RUSHING	ATT	NET	AVG	TD	LP
Jerry Norton	148	383	2.6	3	36
Frank Eidom	48	191	4.0	1	15
Roy Pace	43	136	3.2	2	15
Jack Miller	41	132	3.2	0	14
Dale Moore	37	124	3.4	2	14
Don Kilgore	22	89	4.0	1	16
Duane Nutt	26	74	2.8	0	12
Albert Hansen	33	71	2.2	3	5
Benton Musslewhite	4	30	7.5	0	21
Sam Stollenwerck	18	31	1.7	0	18
Gale Mills	5	17	3.4	0	5
George Forester	5	10	2.0	1	3
Val Joe Walker	7	8	1.1	0	23
James Hawn	1	3	3.0	0	3
John Kelley	1	-2	-2.0	0	0
<b>SMU</b>	<b>439</b>	<b>1297</b>	<b>3.0</b>	<b>13</b>	<b>36</b>

KICKOFF RETURNS	NO	YDS	AVG	TD	LP
Val Joe Walker	8	185	23.1	0	54
Roy Pace	5	112	22.4	0	28
Thomas Fields	6	54	9.0	0	12
John Kelley	2	41	20.5	0	25
Frank Eidom	3	64	21.3	0	25
Doyle Nix	1	17	17.0	0	17
Alex Litowkin	1	15	15.0	0	15
<b>SMU</b>	<b>26</b>	<b>488</b>	<b>18.8</b>	<b>0</b>	<b>54</b>

PUNT RETURNS	NO	YDS	AVG	LP
Val Joe Walker	5	46	9.2	15
William Crisler	5	38	7.6	13
Jerry Norton	3	37	12.3	29
Frank Eidom	3	32	10.7	16
Roy Pace	4	28	7.0	16
Doyle Nix	1	6	6.0	6
<b>SMU</b>	<b>21</b>	<b>187</b>	<b>8.9</b>	<b>29</b>

INTERCEPTIONS	NO	YDS	AVG	LP
Bill Crisler	3	57	19.0	24
Val Joe Walker	2	34	17.0	21
Alex Litowkin	1	15	15.0	15
Thomas Fields	1	3	3.0	0
Thomas Gillis	2	0	0.0	0
George Forester	1	3	3.0	3
William Rippey	1	0	0.0	0
<b>SMU</b>	<b>11</b>	<b>112</b>	<b>10.2</b>	<b>24</b>

PUNTING	NO	YDS	AVG	LP
Duane Nutt	2	113	56.5	57
Jerry Norton	44	1811	41.2	66
David Powell	8	316	39.5	47
<b>SMU</b>	<b>54</b>	<b>2240</b>	<b>41.5</b>	<b>66</b>



1953 (5-5)

Table with columns: Date, Location, Score, Result, Margin

Total Avg: 34,102 - Home Avg: 40,625
Coach: Chalmer Woodard
Captains: Jack Gunlock, Jerry Clem

INDIVIDUAL STATS

PASSING table with columns: Player, CMP, ATT, INT, PCT, YDS, TD

RUSHING table with columns: Player, ATT, NET, AVG, TD, LP

RECEIVING table with columns: Player, REC, YDS, AVG, TD

INTERCEPTIONS table with columns: Player, NO, YDS, AVG, LP

KICKOFF RETURNS table with columns: Player, NO, YDS, AVG

PUNT RETURNS table with columns: Player, NO, YDS, AVG

PUNTING table with columns: Player, NO, YDS, AVG

1954 (6-3-1)

Table with columns: Date, Location, Score, Result, Margin

Total Avg: 41,737 - Home Avg: 44,270
Coach: Chalmer Woodard
Captains: Duane Nutt, Raymond Berry

INDIVIDUAL STATS

PASSING table with columns: Player, CMP, ATT, INT, PCT, YDS, TD, LP

RECEIVING table with columns: Player, REC, YDS, AVG, TD, LP

RUSHING table with columns: Player, ATT, NET, AVG, TD, LP

INTERCEPTIONS table with columns: Player, NO, YDS, AVG, TD, LP

PUNT RETURNS table with columns: Player, NO, YDS, AVG, LP

KICKOFF RETURNS table with columns: Player, NO, YDS, AVG, LP

PUNTING table with columns: Player, NO, YDS, AVG, LP

KICKING table with columns: Player, XP



### 1955 (4-6)

9/24	at Notre Dame [11/NR]	56,454	L	0-17
10/1	at Ga. Tech [3/NR]	34,000	L	7-20
10/7	Missouri	25,000	W	13-6
10/15	Rice [15/NR]	46,000	W	20-0
10/22	at Kansas	20,000	W	33-14
10/29	Texas	46,000	L	18-19
11/5	at Texas A&M [12/NR]	38,000	L	2-13
11/12	Arkansas	32,500	L	0-6
11/19	at Baylor	20,000	W	12-0
11/26	at TCU [7/NR]	33,000	L	13-20

Total Avg: 35,095 - Home Avg: 36,125  
 Coach: Chalmers Woodward  
 Captains: Forrest Gregg, David Hawk

### TEAM STATS

	SMU	Opponents
First Downs	151	120
Rushing Att. - Yds.	461-1956	462-1391
Rushing Yds. / Game	195.6	139.1
Pass Comp. - Att. - Int.	66-154-16	56-115-9
Passing Yds.	941	739
Passing Yds. / Game	94.1	73.9
Punting Age.	37	36.7
Penalties Yds.	508	475

### INDIVIDUAL STATS

PASSING	CMP	ATT	INT	PCT	YDS	TD
John Roach	64	141	14	.454	907	6
Charles Arnold	2	11	1	.182	34	0
Ray Masters	0	2	1	.000	0	0
<b>SMU</b>	<b>66</b>	<b>154</b>	<b>16</b>	<b>.429</b>	<b>941</b>	<b>6</b>

RECEIVING	REC	YDS	AVG	TD	LP
Tommy Gentry	10	145	14.5	0	25
Don McIlhenny	6	141	23.5	1	44
Willard Deweall	5	108	21.6	2	48
Jim Robertson	8	89	11.1	0	25
Lon Slaughter	6	82	13.7	1	44
Charlie Jackson	7	70	10.0	2	39
John Marshall	3	60	20.0	0	18
Smitty Keller	4	44	11.0	0	22
Blake Tucker	5	38	7.6	0	14
Ray Masters	2	36	18.0	0	31
Raleigh Harvey	2	34	17.0	0	24
Hal O'Brien	2	26	13.0	0	15
Buzz Kemble	1	21	21.0	0	21
Dave Michell	1	11	11.0	0	11
Boyd Waggoner	2	25	12.5	0	14
Bert Keyes	1	-1	-1.0	0	0
<b>SMU</b>	<b>65</b>	<b>929</b>	<b>14.3</b>	<b>6</b>	<b>48</b>

RUSHING	ATT	NET	AVG	LP
Don McIlhenny	104	544	5.2	24
John Marshall	83	386	4.7	48
Lon Slaughter	74	295	4.0	18
Charlie Jackson	50	287	5.7	47
John Roach	82	219	2.7	28
Hal O'Brien	17	62	3.6	15
Ray Masters	25	95	3.8	16
Charles Arnold	12	43	3.6	18
Blake Tucker	34	16	0.5	5
Dave Michell	3	9	3.0	4
Bert Keyes	2	2	1.0	2
Buzz Kemble	2	3	1.5	3
Glen Holliday	2	-7	-3.5	0
<b>SMU</b>	<b>490</b>	<b>1954</b>	<b>4.0</b>	<b>48</b>

PUNTING	NO	YDS	AVG	LP	BLK
John Roach	34	1327	39.0	62	0
Buzz Kemble	2	76	38.0	42	0
Ray Masters	5	143	28.6	54	1
<b>SMU</b>	<b>41</b>	<b>1546</b>	<b>37.7</b>	<b>62</b>	<b>1</b>

KICKOFF RETURNS	NO	YDS	AVG	LP
Don McIlhenny	10	221	22.1	28
John Marshall	4	103	25.8	38
Lon Slaughter	3	65	21.7	31
Hal O'Brien	2	46	23.0	30
Blake Tucker	1	30	30.0	30
Charlie Jackson	1	24	24.0	24
Jim Robertson	1	20	20.0	20
Willard Deweall	1	12	12.0	12
Tommy Gentry	1	12	12.0	12
Raleigh Harvey	1	11	11.0	11
<b>SMU</b>	<b>25</b>	<b>544</b>	<b>21.8</b>	<b>38</b>

PUNT RETURNS	NO	YDS	AVG	LP
John Roach	11	172	15.6	82
Ray Masters	3	120	40.0	10
John Marshall	1	15	15.0	15
Blake Tucker	2	15	7.5	11
Charles Arnold	1	11	11.0	11
Charles Jackson	1	11	11.0	11
Buzz Kemble	1	4	4.0	4
Don McIlhenny	2	8	4.0	5
<b>SMU</b>	<b>22</b>	<b>356</b>	<b>16.2</b>	<b>82</b>

INTERCEPTIONS	NO	YDS	AVG
John Roach	1	24	24.0
Burleigh Arnecke	1	15	15.0
Lon Slaughter	1	12	12.0
Bill Livingston	1	11	11.0
John Marshall	1	9	9.0
Willard Deweall	1	7	7.0
Dave Michell	1	7	7.0
<b>SMU</b>	<b>7</b>	<b>85</b>	<b>12.1</b>

KICKING	XP
Ray Masters	3-4
Tommy Beal	4-9
Bob Burgess	0-1
Tommy Gentry	1-3
Team	0-1
<b>SMU</b>	<b>8-18</b>

### 1956 (4-6)

9/22	Notre Dame [3/NR]	61,000	W	19-13
9/29	Georgia Tech [2/5]	46,500	L	7-9
10/6	at Missouri [NR/12]	25,000	W	33-27
10/13	at Duke [NR/19]	25,000	L	6-14
10/20	at Rice	47,000	W	14-13
11/3	at Texas	35,000	W	20-19
11/10	Texas A&M [5/NR]	62,500	L	7-33
11/17	*Arkansas	34,000	L	13-27
11/24	Baylor [16/NR]	28,000	L	0-26
12/1	TCU [14/NR]	32,500	L	6-21

\* At Little Rock, Ark.  
 Total Avg: 39,650 - Home Avg: 46,100  
 Coach: Chalmers Woodward  
 Captains: Bill Livingstone, Smitty Keller

### TEAM STATS

	SMU	Opponents
First Downs	138	169
(Rushing)	82	127
(Passing)	47	34
(Penalty)	9	8
Rushing Att. - Yds.	423-1345	551-2514
Rushing Yds. / Game	134.5	251.4
Pass Comp. - Att. - Int.	85-191-16	66-126-9
Passing Yds.	1197	794
Passing Yds. / Game	119.7	79.4
Offense Plays - Yds.	2542	3308
Punting - Yds. - Avg.	43-1526-35.6	39-1400-35.9
Fumbles - Lost	19-14	22-15
Penalties - Yds.	61-551	69-678

### INDIVIDUAL STATS

PASSING	CMP	ATT	INT	PCT	YDS	TD
Charlie Arnold	71	157	14	.452	964	8
Larry Click	10	23	1	.435	197	2
Billy Dunn	2	5	0	.400	18	0
Lon Slaughter	1	1	0	1.000	11	0
David Musslewhite	1	5	1	.200	7	0
<b>SMU</b>	<b>85</b>	<b>191</b>	<b>16</b>	<b>.445</b>	<b>1197</b>	<b>10</b>

RECEIVING	REC	YDS	AVG	TD	LP
Charlie Jackson	97	571	5.9	4	54
Lon Slaughter	68	241	3.5	1	14
Ray Masters	67	229	3.4	1	14
Hal Bittenbender	42	151	3.6	0	25
Larry Click	20	78	3.9	0	23
Dan Bowden	23	77	3.3	0	12
Frank Smith	11	37	3.4	0	10
Wayne Slankard	18	58	3.2	0	7
Joe Vincent	1	3	3.0	0	3
Bert Keyes	1	3	3.0	0	3
Dave Musslewhite	5	0	0.0	0	5
Billy Dunn	5	-15	-3.0	1	9
Charlie Arnold	62	-82	-1.3	2	16
<b>SMU</b>	<b>420</b>	<b>1351</b>	<b>3.2</b>	<b>9</b>	<b>75</b>

RUSHING	ATT	NET	AVG	TD	LP
Charlie Jackson	97	571	5.9	4	54
Lon Slaughter	68	241	3.5	1	14
Ray Masters	67	229	3.4	0	14
Hal Bittenbender	42	151	3.6	0	25
Larry Click	20	78	3.9	0	23
Dan Bowden	23	77	3.3	0	12
Frank Smith	11	37	3.4	0	10
Wayne Slankard	18	58	3.2	0	7
Joe Vincent	1	3	3.0	0	3
Bert Keyes	1	3	3.0	0	3
Dave Musslewhite	5	0	0.0	0	5
Billy Dunn	5	-15	-3.0	1	9
Charlie Arnold	62	-82	-1.3	2	16
<b>SMU</b>	<b>420</b>	<b>1351</b>	<b>3.2</b>	<b>8</b>	<b>54</b>

PUNTING	NO	YDS	AVG	BLK
Charlie Jackson	32	1153	36.0	0
Don Stewart	6	226	37.7	1
Ray Masters	3	116	38.7	0
Don Kilgore	1	34	34.0	0
<b>SMU</b>	<b>42</b>	<b>1529</b>	<b>36.4</b>	<b>0</b>

PUNT RETURNS	NO	YDS	AVG
Charlie Arnold	3	25	8.3
Larry Click	2	21	10.5
Lon Slaughter	2	12	6.0
Charlie Jackson	2	0	0.0
Frank Smith	1	0	0.0
<b>SMU</b>	<b>10</b>	<b>58</b>	<b>5.8</b>

KICKOFF RETURNS	NO	YDS	AVG
Charlie Jackson	16	318	19.9
Lon Slaughter	5	106	21.2
Dan Bowden	3	64	21.3
Ray Masters	5	68	13.6
Frank Smith	2	33	16.5
Charlie Arnold	2	33	16.5
Ross Love	1	26	26.0
Bob Blakeley	1	11	11.0
Hal Bittenbender	1	11	11.0
<b>SMU</b>	<b>36</b>	<b>670</b>	<b>18.6</b>



### 1957 (4-5-1)

9/21	at California	45,000	W	13-6
9/28	at Georgia Tech [3/15]	30,000	T	0-0
10/11	Missouri	26,500	L	6-7
10/19	Rice [19/NR]	36,000	L	21-27
11/2	Texas [13/NR]	42,000	W	19-12
11/9	at Texas A&M [1/NR]	28,000	L	6-19
11/16	Arkansas	25,500	W	27-22
11/23	at Baylor	15,000	W	14-7
11/30	at TCU	25,000	L	0-21
12/7	Notre Dame [10/NR]	51,000	L	21-54

Total Avg: 32,400 - Home Avg: 44,270

Coach: Bill Meek

Captains: Ray Masters, Jerry Cornelison

### TEAM STATS

	SMU	Opponents
First Downs	136	153
(Rushing)	75	113
(Passing)	57	32
(Penalty)	4	8
Rushing Att. - Yds.	382-1201	579-2217
Rushing Yds. / Game	120.1	221.7
Pass Comp. - Att. - Int.	102-170-13	52-108-13
Passing Yds.	1180	751
Passing Yds. / Game	118	75.1
Offense Plays - Yds.	2381	2968
Punting - Yds. - Avg.	63-2485-39.4	51-1935-37.9
Fumbles - Lost	18-11	33-12
Penalties - Yds.	64-587	47-499

### INDIVIDUAL STATS

PASSING	CMP	ATT	INT	PCT	YDS	TD	LP
Don Meredith	71	102	6	.696	912	7	47
Charlie Arnold	14	31	4	.452	92	0	14
Billy Dunn	10	22	0	.455	95	1	18
Ken Lowe	7	13	1	.538	81	0	36
Charlie Jackson	0	1	1	.000	0	0	0
Lon Slaughter	0	1	1	.000	0	0	0
SMU	102	170	13	.600	1180	8	47

RECEIVING	REC	YDS	AVG	TD	LP
Lon Slaughter	21	203	9.7	2	47
Charlie Jackson	18	257	14.3	0	31
Willard Dewveall	11	146	13.3	0	18
Frank Smith	11	103	9.4	0	22
Jim Welch	10	114	11.4	0	34
Henry Christopher	5	50	10.0	1	15
Billy Dunn	4	87	21.8	1	42
Raleigh Harvey	4	59	14.8	0	20
Boyd Waggoner	3	33	11.0	1	11
Dan Bowden	3	32	10.7	0	10
Ray Masters	2	44	22.0	1	36
Wayne Slankard	2	14	7.0	1	12
Dave Sherer	2	7	3.5	0	5
Frosty Robinson	1	14	14.0	0	14
Brady Wyatt	1	10	10.0	0	10
Leon Rudolph	1	6	6.0	1	6
Tirey Wilemon	2	2	1.0	0	5
Ken Lowe	1	3	3.0	0	-2
SMU	102	1184	11.6	8	47

RUSHING	ATT	NET	AVG	TD	LP
Charlie Jackson	42	234	5.6	9	48
Jim Welch	36	143	4.0	4	24
Don Meredith	87	143	1.6	1	20
Frank Smith	30	119	4.0	1	26
Wayne Slankard	26	107	4.1	0	10
Ray Masters	32	106	3.3	0	11
Lon Slaughter	20	78	3.9	0	11
Ken Lowe	38	75	2.0	0	12
Billy Dunn	23	69	3.0	0	40
Dave Sherer	23	64	2.8	0	9
Dan Bowden	16	47	2.9	0	15
Tirey Wilemon	2	12	6.0	0	11
Charlie Arnold	7	4	0.6	0	7
SMU	382	1201	3.1	15	48

PUNT RETURNS	NO	YDS	AVG	LP
Dan Bowden	3	28	9.3	21
Tirey Wilemon	2	23	11.5	15
Frank Smith	5	17	3.4	9
Charlie Jackson	1	13	13.0	13
Jim Welch	1	5	5.0	5
Lon Slaughter	3	8	2.7	4
SMU	15	94	6.3	21

KICKING	XP	FG
Don Meredith	4-7	0-0
Billy Dunn	2-4	0-2
Stanley Eckert	7-8	0-0
SMU	13-19	0-2

### 1958 (6-4)

9/27	at Ohio St. [1/20]	63,113	L	20-23
10/4	Notre Dame [7/17]	61,500	L	6-14
10/11	at Missouri [NR/18]	29,000	W	32-19
10/18	Rice [NR/16]	39,000	L	7-13
10/25	Georgia Tech	27,000	W	20-0
11/1	at Texas [16/NR]	58,000	W	26-10
11/8	Texas A&M [NR/20]	53,000	W	33-0
11/15	at Arkansas [NR/15]	28,000	L	6-13
11/22	Baylor	26,500	W	33-29
11/29	TCU [7/NR]	49,000	W	20-13

Total Avg: 43,411 - Home Avg: 42,667

Coach: Bill Meek

Captain: Tom Koening

### TEAM STATS

	SMU	Opponents
First Downs	160	141
(Rushing)	84	93
(Passing)	68	47
(Penalty)	8	1
Rushing Att. - Yds.	390-1613	471-2813
Rushing Yds. / Game	161.3	281.3
Pass Comp. - Att. - Int.	114-207-16	78-159-14
Passing Yds.	1652	959
Passing Yds. / Game	165.2	95.9
Offense Plays - Yds.	3265	2813
Punting - Yds. - Avg.	40-1568-39.2	46-1685-36.6
Fumbles - Lost	31-16	34-20
Penalties - Yds.	54-512	53-509

### INDIVIDUAL STATS

PASSING	CMP	ATT	INT	PCT	YDS	TD	LP
Don Meredith	65	112	7	.580	952	7	80
Billy Dunn	34	69	4	.493	481	5	35
Ken Lowe	11	18	4	.611	96	2	24
Glynn Gregory	3	3	0	1.000	105	1	47
David Musslewhite	1	3	1	.333	18	0	18
SMU	114	205	16	.556	1652	15	80

RECEIVING	REC	YDS	AVG	TD	LP
Henry Christopher	17	286	16.8	4	80
Glynn Gregory	16	189	11.8	1	28
Frank Jackson	14	139	9.9	2	24
Billy Polk	13	219	16.8	3	35
Tirey Wilemon	12	165	13.8	1	47
Bud Jones	9	107	11.9	1	21
Mike Hackney	6	97	16.2	1	40
Dave Sherer	6	90	15.0	1	19
Jim Welch	5	153	30.6	1	78
Charlisle Robinson	4	81	20.3	0	31
Norman Marshall	4	36	9.0	0	15
Pat Neill	4	67	16.8	0	41
Frank Smith	1	18	18.0	0	18
Dan Bowden	1	2	2.0	0	2
Don Meredith	1	9	9.0	0	-9
Rene Medellin	1	12	12.0	0	12
SMU	114	1670	14.6	15	80

RUSHING	ATT	NET	AVG	TD	LP
Tirey Wilemon	48	350	7.3	2	57
Don Meredith	77	230	3.0	8	24
Jim Welch	52	210	4.0	0	60
Glynn Gregory	55	208	3.8	1	18
Billy Polk	23	169	7.3	0	42
Frank Jackson	33	161	4.9	0	35
Billy Dunn	42	117	2.8	2	21
Mike Hackney	27	101	3.7	1	16
Ken Lowe	14	24	1.7	0	6
Newell McCallum	6	21	3.5	0	4
Norman Marshall	5	14	2.8	0	8
Dan Bowden	2	5	2.5	0	3
Frank Smith	1	2	2.0	0	2
David Musslewhite	4	1	0.3	0	4
Steve Smith	1	0	0.0	0	0
SMU	390	1613	4.1	14	60

PUNTING	NO	YDS	AVG	LP
Carlisle Robinson	3	125	41.7	45
Henry Christopher	23	931	40.5	56
Glynn Gregory	9	337	37.4	58
Dave Sherer	5	175	35.0	43
SMU	40	1568	39.2	202

KICKING	XP	2PT
Don Meredith	0	2
Billy Polk	0	1
Glynn Gregory	0	1
Stan Eckert	9	0
SMU	9	4

PUNT RETURNS	NO	YDS	AVG	LP
Norman Marshall	2	88	44.0	75
Glynn Gregory	5	72	14.4	40
Tirey Wilemon	7	59	8.4	21
Frank Jackson	4	32	8.0	18
Billy Polk	1	2	2.0	2
SMU	19	253	13.3	75













1967 (3-7)

Table of 1967 season results: 9/16 at Texas A&M 34,000 W 20-17, 9/23 at Missouri 53,000 L 0-21, 10/7 at Minnesota 41,840 L 3-23, 10/13 Army 26,500 L 6-24, 10/21 at Rice 42,000 L 10-14, 10/28 Texas Tech 34,000 L 7-21, 11/4 Texas 43,000 L 28-35, 11/18 Arkansas 25,000 L 17-35, 11/25 at Baylor 20,000 W 16-10, 12/2 TCU 17,000 W 28-14

Total Avg: 33,634 - Home Avg: 29,100  
Coach: Hayden Fry

Captains: Paul Loyd, John Freeman, Jerry Wilson, Mike Janszen

INDIVIDUAL STATS

PASSING INDIVIDUAL STATS table with columns: PASSING, CMP, ATT, INT, PCT, YDS, TD, LP. Includes data for Michael Livingston, Ines Perez, Edward Valdez, Jerry Levias, Dennis Partee, SMU, and OPPONENTS.

RECEIVING INDIVIDUAL STATS table with columns: RECEIVING, REC, YDS, AVG, TD, LP. Includes data for Jerry Levias, Robert Goodrich, Michael Richardson, Harold Richardson, James Hagle, Paul Loyd, Fred Clements, Daryl Doggett, Samuel Holden, James Stringer, SMU, and OPPONENTS.

RUSHING INDIVIDUAL STATS table with columns: RUSHING, ATT, NET, AVG, LP. Includes data for Daryl Doggett, Mike Richardson, Paul Loyd, Fred Clements, Jim Hagle, Edward Valdez, Jerry Levias, Michael Livingston, Ronald Caughran, James Stringer, Ines Perez, Dennis Partee, SMU, and OPPONENTS.

KICKOFF RETURNS table with columns: KICKOFF RETURNS, NO, YDS, AVG. Includes data for Jerry Levias, Jim Hagle, Fred Clements, Sam Holden, Paul Loyd, Harold Richardson, Daryl Doggett, James Stringer, SMU, and OPPONENTS.

PUNT RETURNS table with columns: PUNT RETURNS, NO, YDS, AVG. Includes data for Jerry Levias, Floyd Burke, James Livingston, Albon Head, SMU, and OPPONENTS.

INTERCEPTIONS table with columns: INTERCEPTIONS, NO, YDS, AVG. Includes data for Floyd Burke, Bruce Portillo, James Wood, Jerry Wilson, William Fraser, SMU, and OPPONENTS.

PUNTING table with columns: PUNTING, NO, YDS, AVG, LP. Includes data for Jim Hagle, Dennis Partee, Ines Perez, SMU, and OPPONENTS.

KICKING table with columns: KICKING, XP, 2PT, FG. Includes data for Dennis Partee, Ines Perez, SMU, and OPPONENTS.

1968 (8-3)

Table of 1968 season results: 9/21 at Auburn 40,000 W 37-28, 9/28 at Ohio St. [11/NR] 73,855 L 14-35, 10/5 N. Carolina St. 38,000 W 35-14, 10/12 at TCU 31,542 W 21-14, 10/19 Rice 25,000 W 32-24, 10/26 at Texas Tech [19/NR] 50,352 W 39-18, 11/2 at Texas [11/13] 66,397 L 7-38, 11/9 Texas A&M 42,000 W 36-23, 11/16 \*Arkansas [10/NR] 45,500 L 29-35, 11/23 Baylor 22,000 W 33-17

Astro-Bluebonnet Bowl

12/31 Oklahoma [10/20] 55,453 W 28-27

\* At Little Rock, Ark.  
Total Avg: 39,223 - Home Avg: 38,860  
Coach: Hayden Fry

Captains: M. Richardson, T. May, D. Doggett, B. Portillo, A. Head

INDIVIDUAL STATS

PASSING INDIVIDUAL STATS table with columns: PASSING, CMP, ATT, INT, PCT, YDS, TD, LP. Includes data for Chuck Hixson, Gary Carter, Jerry Levias, SMU, and OPPONENTS.

RECEIVING INDIVIDUAL STATS table with columns: RECEIVING, REC, YDS, AVG, TD, LP. Includes data for Jerry Levias, Kenneth Fleming, Terry Don Richardson, Samuel Holden, Fred Clements, Frank Stringer, Walter Haynes, Reid Lesser, John Jordan, Robert Floyd, Marshall McMillan, SMU, and OPPONENTS.

RUSHING INDIVIDUAL STATS table with columns: RUSHING, ATT, NET, AVG, LP. Includes data for Mike Richardson, Fred Clements, Jerry Levias, Reid Lesser, Larry Tunnell, Walter Haynes, Bill Dietz, Gary Carter, Wilbrun Echols, Chuck Hixson, SMU, and OPPONENTS.

KICKOFF RETURNS table with columns: KICKOFF RETURNS, NO, YDS, AVG. Includes data for Jerry Levias, Reid Lesser, Walter Haynes, Bill Dietz, Robert Floyd, Samuel Holden, Jimmy Moore, Harry Hargrave, John Jordan, Fred Clements, Kenneth Fleming, SMU, and OPPONENTS.

PUNTING table with columns: PUNTING, NO, YDS, AVG, LP. Includes data for Larry Tunnell, Wilburn Echols, Daryl Doggett, Fred Clements, SMU, and OPPONENTS.

KICKING table with columns: KICKING, XP, 2PT, FG. Includes data for Jerry Levias, Reid Lesser, Ken Fleming, Sam Holden, SMU, and OPPONENTS.

INTERCEPTIONS table with columns: INTERCEPTIONS, NO, YDS, AVG. Includes data for Daryl Doggett, Michael Livingston, Bruce Portillo, Stephen McGinnis, Daniel Gordan, Joe Stults, Joe White, Michael Nekuza, Larry Tunnell, William Fraser, SMU, and OPPONENTS.

PUNT RETURNS table with columns: PUNT RETURNS, NO, YDS, AVG. Includes data for Jerry Levias, Daryl Doggett, Mike Richardson, James Livingston, SMU, and OPPONENTS.



1969 (3-7)

Table with 5 columns: Date, Opponent, SMU Score, Opponent Score, Result. Rows include Air Force, Georgia Tech, Michigan St., TCU, Rice, Texas Tech, Texas [2/NR], Texas A&M [4/NR], Arkansas, Baylor.

Total Avg: 39.223 - Home Avg: 38.860

Coach: Hayden Fry

Captains: R. Cormier, D. Doggett, T. Frasier, C. Hixson, B. Portillo, S. Poulos

TEAM STATS

Table comparing SMU and Opponents across various stats: First Downs, Rushing, Passing, Rushing Yds., Pass Comp., Passing Yds., Offense Plays, Punting, Fumbles, Penalties.

INDIVIDUAL STATS

Table for PASSING stats: CMP, ATT, INT, PCT, YDS, TD. Includes players like Chuck Hixson, Gary Hammond, Wayne Delamater.

Table for RECEIVING stats: REC, YDS, AVG, TD. Includes players like Gary Hammond, Kenneth Fleming, Samuel Holden.

Table for RUSHING stats: ATT, NET, AVG, TD. Includes players like Daryl Doggett, Gordon Glider, Larry Guthrie.

Table for INTERCEPTIONS stats: NO, YDS, AVG, TD. Includes players like Patrick Curry, Michael Nekuza, Pat O'Connell.

Table for PUNTING stats: NO, YDS, AVG. Includes players like Larry Tunnell, Reid Lesser, David Thomas.

Table for KICKING stats: XP, 2PT, FG. Includes players like Reid Lesser, Jim Johnson, Kenneth Fleming.

Table for KICKOFF RETURNS stats: NO, YDS, AVG. Includes players like Gary Hammond, Larry Guthrie, Paul Bradley.

Table for PUNT RETURNS stats: NO, YDS, AVG. Includes players like Gary Hammond, Paul Bradley, Michael Jordan.

1970 (5-6)

Table with 5 columns: Date, Opponent, SMU Score, Opponent Score, Result. Rows include Oklahoma, Tennessee, New Mexico St., Northwestern, Rice, Texas Tech, Texas [1/NR], Texas A&M, Arkansas [7/NR], Baylor, TCU.

Total Avg: 37.731 - Home Avg: 31.602

Coach: Hayden Fry

Captains: Chuck Hixson, Joe Stultz

TEAM STATS

Table comparing SMU and Opponents across various stats: First Downs, Rushing, Passing, Rushing Yds., Pass Comp., Passing Yds., Offense Plays, Punting, Fumbles, Penalties.

INDIVIDUAL STATS

Table for PASSING stats: CMP, ATT, INT, PCT, YDS, TD. Includes players like Chuck Hixson, Gary Carter, Gary Hammond.

Table for RECEIVING stats: REC, YDS, AVG, TD. Includes players like Gary Hammond, Raymond Mapps, Randy Dosselt.

Table for RUSHING stats: ATT, NET, AVG, TD. Includes players like Gary Hammond, Gordon Glider, Paul Morris.

Table for PUNTING stats: NO, YDS, AVG, BLK. Includes players like Seth McLarty, Gary Carter.

Table for KICKING stats: XP, 2PT, FG. Includes players like Hiram Johnson, Randy Dosselt, Chuck Hixson.

Table for INTERCEPTIONS stats: NO, YDS, AVG. Includes players like Robert Popelka, Patrick Curry, David Rogers.

Table for KICKOFF RETURNS stats: NO, YDS, AVG. Includes players like Gary Hammond, Louis Scott, Raymond Mapps.

Table for PUNT RETURNS stats: NO, YDS, AVG. Includes players like Randy Allen, Gary Hammond, Patrick Curry.





1973 (6-4-1)

Table with columns for date, opponent, score, and result for the 1973 season.

^ At Texas Stadium
Total Avg: 25,109 - Home Avg: 19,956
Coach: Dave Smith
Captains: Keith Bobo, Andy Duvall

TEAM STATS

Summary statistics for the 1973 team, including First Downs, Rushing Yds., Passing Yds., and Penalties.

INDIVIDUAL STATS

Individual player statistics for the 1973 season, including Keith Bobo, Rickey Wesson, and Don Jarma.

RECEIVING statistics for the 1973 season, listing players like Oscar Roan and Freeman Johns.

RUSHING statistics for the 1973 season, listing players like Alvin Maxson and Wayne Morris.

OPPONENTS receiving and rushing statistics for the 1973 season.

KICKOFF RETURNS statistics for the 1973 season, listing players like Alvin Maxson and Wayne Morris.

PUNT RETURNS statistics for the 1973 season, listing players like Mickey Early and Andy Duvall.

DEFENSE statistics for the 1973 season, listing players like Clarence Dennard and Randy Savage.

INTERCEPTIONS statistics for the 1973 season, listing players like Mickey Early and Andy Duvall.

PUNTING statistics for the 1973 season, listing players like Calvin Blackburn and SMU.

KICKING statistics for the 1973 season, listing players like Clint Hackney and SMU.

1974 (6-4-1)

Table with columns for date, opponent, score, and result for the 1974 season.

^ At Texas Stadium
Total Avg.: 36,349 - Home Avg: 28,312
Coach: Dave Smith
Captains: Oscar Roan, Mike Smith, Ted Thompson

TEAM STATS

Summary statistics for the 1974 team, including First Downs, Rushing Yds., Passing Yds., and Penalties.

INDIVIDUAL STATS

Individual player statistics for the 1974 season, including Rickey Wesson, Calvin Blackburn, and Don Jarma.

RECEIVING statistics for the 1974 season, listing players like Kenny Harrison and Al David Bostlick.

RUSHING statistics for the 1974 season, listing players like Rickey Wesson and Al David Bostlick.

OPPONENTS receiving and rushing statistics for the 1974 season.

KICKOFF RETURNS statistics for the 1974 season, listing players like Arthur Whittington and Tennell Atkins.

PUNT RETURNS statistics for the 1974 season, listing players like Arthur Whittington and Mike Ellis.

DEFENSE statistics for the 1974 season, listing players like Louie Kelcher and Mike Ellis.

DEFENSE statistics for the 1974 season, listing players like Clarence Dennard and Stephen Morton.

INTERCEPTIONS statistics for the 1974 season, listing players like Ted Thompson and Harold Howe.

PUNTING statistics for the 1974 season, listing players like Calvin Blackburn and Team.

KICKING statistics for the 1974 season, listing players like Ted Thompson and Client Hackney.



1975 (4-7)

Table with columns: Date, Location, Opponent, Score, Result, Margin. Rows include Wake Forest, Florida, Houston, West Virginia, TCU, Rice, Texas Tech, Texas, Texas A&M, Arkansas, Baylor.

Total Avg: 29,922 - Home Avg: 25,110
Coach: Dave Smith
Captains: Wayne Morris, Henry Shepard, Mickey Early

TEAM STATS

Table with columns: SMU, Opponents. Rows include First Downs, Rushing, Passing, Penalties, Rushing Att., Rushing Yds., Pass Comp., Passing Yds., Offense Plays, Punting, Fumbles, Penalties.

SCORING BY QUARTERS

Table with columns: Team, 1st, 2nd, 3rd, 4th, Total. Rows for SMU and Opponent.

Average Points Scored
SMU -- 18.8
Opponent -- 27.4

INDIVIDUAL STATS

Table with columns: PASSING, CMP, ATT, INT, PCT, YDS, TD, LP. Rows for Ricky Wesson, Charles Benefield, Tennell Atkins, SMU, OPPONENTS.

Table with columns: RECEIVING, REC, YDS, AVG, TD, LP. Rows for Freeman Johns, Kenny Harrison, Arthur Whittington, Wayne Morris, Joe Nobles, Mike Johnson, David Bonilla, Al David Bostick, Elton Garrett, Anthony Myers, SMU, OPPONENTS.

Table with columns: RUSHING, ATT, NET, AVG, TD, LP. Rows for Wayne Morris, Arthur Whittington, Al David Bostick, Ricky Wesson, Milton Jones, David Bonilla, Charles Benefield, Tennell Atkins, Mike Johnson, Rick Fambro, Clifford Agee, Joe Nobles, SMU, OPPONENTS.

Table with columns: KICKOFF RETURNS, NO, YDS, AVG, TD, LP. Rows for Arthur Whittington, Tennell Atkins, Wayne Morris, Charles Benefield, Ricky Wesson, Rick Fambro, Elton Garrett, SMU, OPPONENTS.

Table with columns: PUNT RETURNS, NO, YDS, AVG, TD, LP. Rows for Arthur Whittington, Wayne Morris, David Hill, SMU, OPPONENTS.

Table with columns: DEFENSE, SOLO, ASST, TOT SACKS, PD, FF, FR. Rows for Charles Jr. Adams, James Wright, Jimmy Green, Jene Williams, David Headstream, Toxie Beavers.

Table with columns: INTERCEPTIONS, NO, YDS, AVG, TD, LP. Rows for Rick Cowart, Chuck Ryan, Tom Lowey, Galen Lindsey, Rodi Gray, Michael Baker, Clarence Dennard, Tim Cosby, Robert Rasmussen, Russell Johnson, Marion Harper, Putt Choate, Al David Bostick, Tony Jackson, Pete Muse, Mickey Early, Louis Blanton, David Hill, Tony Perry, Harold Perry, Mark Howe, Robert Griffin, Eddie Jr. Horn, SMU.

Table with columns: PUNTING, NO, YDS, AVG, LP. Rows for Bruce Hursh, Milton Jones, SMU, OPPONENTS.

Table with columns: KICKING, XP, 2PT, SAF, FG. Rows for Mark Emblar, Kavan Farrar, Ricky Wesson, Charles Benefield, David Bonilla, John Dunlop, SMU, OPPONENTS.

1976 (3-8)

Table with columns: Date, Location, Opponent, Score, Result, Margin. Rows include TCU, Alabama, North Texas St., Memphis St., Baylor, Houston, Texas, Rice, Texas Tech, Arkansas.

At Texas Stadium: At Shreveport, La.
Total Avg: 32,245 - Home Avg: 29,936
Coach: Ron Meyer
Captains: Jim Duggan, Ricky Wesson, Mark Cones, David Bostick

TEAM STATS

Table with columns: SMU, Opponents. Rows include First Downs, Rushing, Passing, Penalties, Rushing Att., Rushing Yds., Pass Comp., Passing Yds., Offense Plays, Punting, Fumbles, Penalties.

SCORING BY QUARTERS

Table with columns: Team, 1st, 2nd, 3rd, 4th, Total. Rows for SMU and Opponent.

Average Points Scored
SMU -- 18.3
Opponent -- 30.8

INDIVIDUAL STATS

Table with columns: PASSING, CMP, ATT, INT, PCT, YDS, TD, LP. Rows for Ricky Wesson, Anthony Black, Greg Washington, SMU, OPPONENTS.

Table with columns: RECEIVING, REC, YDS, AVG, TD, LP. Rows for Robert Fischer, Emmanuel Tolbert, Arthur Whittington, Thomas Ferguson, Elton Garrett, Tennell Atkins, Bill Ball, Leo McCoy, SMU, OPPONENTS.

Table with columns: RUSHING, ATT, NET, AVG, TD, LP. Rows for Arthur Whittington, Tennell Atkins, Bill Ball, Ricky Wesson, Emmanuel Tolbert, Leo McCoy, Randy Jurecka, Al David Bostick, Anthony Black, SMU, OPPONENTS.

Table with columns: KICKOFF RETURNS, NO, YDS, AVG, TD, LP. Rows for Arthur Whittington, Emmanuel Tolbert, Tennell Atkins, Leo McCoy, Robert Fischer, Bob Stein, Mark Cones, SMU, OPPONENTS.

Table with columns: PUNT RETURNS, NO, YDS, AVG, TD, LP. Rows for Arthur Whittington, Elton Garrett, Emmanuel Tolbert, SMU, OPPONENTS.

Table with columns: INTERCEPTIONS, NO, YDS, AVG, TD, LP. Rows for Mark Howe, David Hill, Harold Perry, Putt Choate, Ricky Wesson, SMU, OPPONENTS.

Table with columns: DEFENSE, SOLO, ASST, TOT SACKS, FF, FR. Rows for Charles Hunt, James Wright, Jeff Sutton, Pete Muse, Newt Dorsett, Mark Cones, Calvin Blackwell, Gary Nelson, Mark Griffith, Steven Eades, Galen Lindsey, James A. Duggan, Albert Secor, John Clark, Jene Williams, Putt Choate, Al David Bostick, Paul Sturdivant, Randy Katz, Tony Jackson, Robert Byers, Sid Lawerance, Randy Brooks, Sid Greehey, David Hill, Mark Howe, Harold Perry, Gary Pickens, Roy Poston, Russell Johnson, David Gossett, Ricky Wesson, Arther Whittington, Steve Resnick, SMU.

Table with columns: PUNTING, NO, YDS, AVG, LP. Rows for Rosenthal, SMU, OPPONENTS.

Table with columns: KICKING, XP, 2PT, SAF, FG. Rows for John Dunlop, Ricky Wesson, Bill Ball, Fla Strawn, Anthony Black, Tatum, SMU, OPPONENTS.



1977 (4-7)

Table with columns: Date, Location, Opponent, Score, Result. Rows include games against TCU, North Texas St., Tulane, Ohio St., Baylor, Houston, Texas, Texas A&M, Rice, Texas Tech, and Arkansas.

^ At Texas Stadium
Total Avg: 30,244 - Home Avg: 25,644
Coach: Dave Smith
Captains: Puff Choate, Rick Cowart, Arthur Whittington

TEAM STATS

Table comparing SMU and Opponents across various categories: First Downs, Rushing, Passing, Punting, etc.

INDIVIDUAL STATS

Table of individual player statistics for passing, receiving, and defense.

Summary statistics for SMU and Opponents: Total Yards, Rushing, Passing, etc.

RUSHING and KICKOFF RETURNS statistics for SMU and Opponents.

PUNT RETURNS and DEFENSE statistics for SMU and Opponents.

DEFENSE statistics including Solo, Asst, Tot, Tfl, Sacks, P, F, FR for SMU and Opponents.

Summary statistics for SMU and Opponents: Total Yards, Rushing, Passing, etc.

INTERCEPTIONS and PUNTING statistics for SMU and Opponents.

PUNTING statistics for SMU and Opponents.

KICKING statistics for SMU and Opponents.

1978 (4-6-1)

Table with columns: Date, Location, Opponent, Score, Result. Rows include games against TCU, Florida, Penn St., Ohio St., Baylor, Houston, Texas, Texas A&M, Rice, Texas Tech, and Arkansas.

Total Avg: 51,605 - Home Avg: 51,960
Coach: Ron Meyer
Captains: Puff Choate, D.K. Perry, Joe Bays, Elton Garrett

TEAM STATS

Table comparing SMU and Opponents across various categories: First Downs, Rushing, Passing, Punting, etc.

SCORING BY QUARTERS

Table showing scoring by quarter for SMU and Opponent.

Average Points Scored
SMU -- 27.3
Opponent -- 22.8

PASSING statistics for SMU and Opponents.

RECEIVING statistics for SMU and Opponents.

RUSHING statistics for SMU and Opponents.

KICKOFF RETURNS statistics for SMU and Opponents.

PUNT RETURNS and DEFENSE statistics for SMU and Opponents.

DEFENSE statistics including Solo, Asst, Tot, Tfl, Sacks, P, F, FR for SMU and Opponents.

INTERCEPTIONS and PUNTING statistics for SMU and Opponents.

PUNTING statistics for SMU and Opponents.

KICKING statistics for SMU and Opponents.





OUTLOOK

PLAYERS

COACHES

OPPONENTS

REVIEW

RECORDS

HISTORY

MEDIA

1979 (5-6)

Table with columns: Date, Opponent, Score, Result, Location. Rows include games against Rice, TCU, North Texas St., Tulane, Baylor, Houston, Texas, Texas A&M, Wichita St., Texas Tech, and Arkansas.

\* At Little Rock, Ark. - # First full season at Texas Stadium
Total Avg: 46,638 - Home Avg: 55,758
Coach: Ron Meyer

TEAM STATS

Table comparing SMU and Opponents across various categories: First Downs, Rushing, Passing, Penalties, Rushing Att., Rushing Yds./Game, Pass Comp., Passing Yds., Passing Yds./Game, Offense Plays, Punting, Fumbles, Penalties.

SCORING BY QUARTERS

Table showing scoring by quarter for SMU and Opponent.

Average Points Scored
SMU -- 20.5
Opponent -- 21.5

INDIVIDUAL STATS

Table of individual passing statistics for SMU players: Jim Bob Taylor, Mike Ford, Mike Fisher, Layne Walker, Charles Waggoner.

Table of receiving statistics for SMU players: Emanuel Tolbert, Craig James, Charles Waggoner, Robert Fischer, Clement Fox, Gary Smith, Eric Dickerson, Anthony Smith, James Collier, Mark Gann, Michael Charles, Loit McIlhenny.

Table of rushing statistics for SMU players: Craig James, Charles Waggoner, Eric Dickerson, Charles Drayton, Loit McIlhenny, David Dykhuizen, Jim Bob Taylor, Michael Charles, Mike Ford, Layne Walker, James Collier, Charles Lewis, Mike Fisher.

Table of kickoff returns for SMU players: Collier, Darold Turner, Mitchell Bennett, Chris Jackson, Charles Waggoner, Loit McIlhenny, Jared Moore.

Table of punt returns for SMU players: Dickie Blaylock, Mitchell Bennett, Emanuel Tolbert.

Table of defensive statistics for SMU players: Jared Moore, Jerome Kovar, Byron Hunt, Washington, Victor Simon, Walt Foster.

Table of interception statistics for SMU players: Steve Wright, Eric Ferguson, Pete Collins, Clarence Bennett, Gary Moten, Eric Moore, Harvey Armstrong, Charles Hunt, John Wells, Waldo Theus, Scott Gibson, David Marshall, Michael Carter, Kevin Chaney, Harvey McAttee, Delbert Jordan, John Simmons, Charles Bruton, Mark Gibson, James Mobley, Dickie Blaylock, Wes Hopkins, Darold Turner, Blane Smith, Mitchell Bennett, Stanley Wilson, Ed O'Brien, Lee Jeane, Ed Brown, Johnny Joplin.

Table of interception statistics for SMU players: John Simmons, Byron Hunt, Charles Bruton, Jerome Kovar, James Mobley, Eric Ferguson, Darold Turner, Mark Gibson, Blane Smith, Dickie Blaylock, Stanley Wilson, Wes Hopkins.

Table of punting statistics for SMU players: Ken Rosenthal.

Table of kicking statistics for SMU players: Eddie Garcia, Jim Bob Taylor.

1980 (8-4)

Table with columns: Date, Opponent, Score, Result, Location. Rows include games against North Texas St., TCU, Texas-Arlington, Tulane, Baylor, Houston, Texas, Texas A&M, Rice, Texas Tech, Arkansas.

Holiday Bowl

12/19 Brigham Young [13/20] 52,000 L 45-46
Total Avg: 39,721 - Home Avg: 36,773
Coach: Ron Meyer
Captains: John Simmons, Lance Pederson

TEAM STATS

Table comparing SMU and Opponents across various categories: First Downs, Rushing, Passing, Penalties, Rushing Att., Rushing Yds./Game, Pass Comp., Passing Yds., Passing Yds./Game, Offense Plays, Punting, Fumbles, Penalties, Sacks, 3rd Down, 3rd Down %, 4th Down, 4th Down %, Time of Possession.

SCORING BY QUARTERS

Table showing scoring by quarter for SMU and Opponent.

Average Points Scored
SMU -- 19.3
Opponent -- 23.5

INDIVIDUAL STATS

Table of individual passing statistics for SMU players: Mike Ford, Lance McIlhenny, Mike Fisher.

Table of receiving statistics for SMU players: Eric Dickerson, Craig James, Michael Charles, Charles Drayton, Edward O'Brien, Mitchell Bennett, Anthony Smith, Gary Smith, Clement Fox, Lee Jeane, Loit McIlhenny.

Table of rushing statistics for SMU players: Eric Dickerson, Craig James, Michael Charles, Charles Drayton, Lance McIlhenny, Edward O'Brien, Mike Ford, David Dykhuizen, Mike Fisher, Mitchell Bennett, James Collier, Mark Gibson, Anthony Smith.

Table of kickoff returns for SMU players: John Simmons, Dick Blaylock, James Collier, Mark Gibson.

Table of punt returns for SMU players: John Simmons, Mark Gibson, Byron Hunt, Blane Smith, Wes Hopkins, Reggie Phillips.

Table of interception statistics for SMU players: John Simmons, Charles Bruton, Blane Smith, Wes Hopkins, Clarence Bennett, Dick Blaylock, Mark Gibson, James Mobley.

Table of punting statistics for SMU players: Eric Kafes.

Table of kicking statistics for SMU players: Eddie Garcia.



1981 (10-1) NATIONAL CHAMPIONS SWC CHAMPIONS

Table with columns: Date, Opponent, Score, Result, Points. Rows include Texas-Arlington, North Texas St., Grambling, TCU, Baylor, Houston, Texas, Rice, Texas Tech, Arkansas.

Total Avg: 36,593 - Home Avg: 33,325

Coach: Ron Meyer

Captains: Harvey Armstrong, Perry Hartnett

NCAA-Recognized National Championship by the National Championship Foundation

TEAM STATS

Table with columns: Team, Opponents, First Downs, Rushing, Passing, Penalties, etc.

SCORING BY QUARTERS

Table with columns: Team, Opponent, 1st, 2nd, 3rd, 4th, Total.

Average Points Scored: SMU -- 33.2, Opponent -- 12.5

INDIVIDUAL STATS

Table with columns: Player, CMP, ATT, INT, PCT, YDS, TD, LP.

RECEIVING REC YDS AVG TD LP table with player names like Jackie Wilson, Lee Jeane, Bobby Leach, etc.

RUSHING ATT NET AVG TD LP table with player names like Eric Dickerson, Craig James, Lance McIlhenny, etc.

KICKOFF RETURNS NO YDS AVG TD LP table with player names like Blane Smith, Bobby Leach, Dwyne Anderson, etc.

PUNT RETURNS NO YDS AVG TD LP table with player names like Blane Smith, Bobby Leach, Craig James, etc.

DEFENSE GP SOLO ASST TOT AVG TFL YDS SACKS PD FF FR table with player names like Victor Simon, Roy Douglas, Russell Washington, etc.

Table with columns: Player, 9, 56, 83, 139, 15.4, 5, 19, 2, 2, 1, 1. Rows include Gary Moten, Eric Ferguson, Eric Moore, etc.

INTERCEPTIONS NO YDS AVG TD LP table with player names like Russell Carter, James Mobley, Wes Hopkins, etc.

PUNTING NO YDS AVG LP BLK table with player names like Craig James, Eric Kaifas, SMU, etc.

KICKING XP 2PT FG table with player names like Eddie Garcia, Craig James, Jackie Wilson, etc.

1982 (11-0-1) NATIONAL CHAMPIONS SWC CHAMPIONS

Table with columns: Date, Opponent, Score, Result, Points. Rows include Tulane, UTEP, TCU, North Texas St., Baylor, Houston, Texas, Texas A&M, Rice, Texas Tech, Arkansas.

Total Avg: 39,721 - Home Avg: 36,773

Coach: Bobby Collins

Captains: John Simmons, Lance Pederson

TEAM STATS

Table with columns: Team, Opponents, First Downs, Rushing, Passing, Penalties, etc.

SCORING BY QUARTERS

Table with columns: Team, Opponent, 1st, 2nd, 3rd, 4th, Total.

INDIVIDUAL STATS

Table with columns: Player, CMP, ATT, INT, PCT, YDS, TD.

RECEIVING REC YDS AVG TD table with player names like Eric Dickerson, Craig Hames, Mark Crites, etc.

RUSHING ATT NET AVG TD table with player names like Eric Dickerson, Craig James, Lance McIlhenny, etc.

KICKOFF RETURNS NO YDS AVG TD table with player names like Reggie Dupard, Jeffery Brown, Bobby Leach, etc.

PUNT RETURNS NO YDS AVG TD table with player names like Reggie Dupard, Blane Smith, Keith Brooks, etc.

DEFENSE GP SOLO ASST TOT AVG TFL YDS SACKS PD FF FR table with player names like Reggie Dupard, Jeffery Brown, Bobby Leach, etc.

INTERCEPTIONS NO YDS AVG TD table with player names like Wes Hopkins, Russell Carter, Clarence McDade, etc.

PUNTING NO YDS AVG table with player names like Craig James, Matt Orefice, Whit Smith, etc.

KICKING XP 2PT FG table with player names like Jeff Harrell, SMU, etc.



1983 (10-2)

Table with columns: Date, Opponent, Score, Result, Margin. Rows include Louisville, Grambling, TCU, Texas-Arlington, Baylor, Texas, Texas A&M, Rice, Texas Tech, Arkansas, Houston, Alabama.

# At Shreveport, La.; \* At Little Rock, Ark.; + At Toyko, Japan
Total Avg: 39.258 - Home Avg: 39.499
Coach: Bobby Collins

Captains: Lance McIlhenry, Russell Carter

TEAM STATS

Table comparing SMU and Opponents across various categories: First Downs, Rushing, Passing, Penalties, Rushing Att., Rushing Yds., Pass Comp., Passing Yds., Offense Plays, Punting, Fumbles, Penalties, 3rd Down, 3rd Down %.

SCORING BY QUARTERS

Table showing average points scored by quarter (1st, 2nd, 3rd, 4th) for SMU and Opponent.

INDIVIDUAL STATS

PASSING: Lance McIlhenry, Donald King, SMU. Columns: GP, CMP, ATT, INT, PCT, YDS, TD, LP.

RECEIVING: Ron Morris, Marquis Pleasant, Rickey Bolden, Bobby Leach, Greg Hubbard, David F. Adamson, Reggie Dupard, Jeff Atkins, Michael Charles, Lance McIlhenry, SMU. Columns: GP, REC, YDS, AVG, TD, LP.

RUSHING: Reggie Dupard, Jeff Atkins, Gary Hashaway, Michael Charles, Lance McIlhenry, Donald King, Byron Collins, Mark Critles, Ron Morris, SMU. Columns: GP, ATT, NET, AVG, TD, LP.

KICKOFF RETURNS: Donald Allen, Ron Morris, Greg Hubbard, Reggie Dupard, Donald King, SMU. Columns: NO, YDS, AVG, TD, LP.

PUNT RETURNS: Reggie Dupard, Russell Carter, Andrew Livingston, Darren Mitchell, SMU. Columns: NO, YDS, AVG, TD, LP.

DEFENSE: Kit Case, Clarence McDade, Ben Wise, Larry Cox, Thomas Briggs, David Stanley, Anthony Beverley, Ron Anderson, Cornelius Dozier, Monte Goen, Darren Mitchell, Douglas Hollie, Michael Carter, Mitch Willis, Thomas Linebarger, Jerry Ball, John Eixman, Terence Mann, Byron Frierson, Tim Ramon, Wade Johnson, Scott Brady, Dwyne Anderson, Russell Carter, Reginald Ballard, Fred Nichols, Rod Jones, Keith Brooks, Tim Green, Darrell Reese, Brad Peveto, Andrew Livingston, SMU. Columns: GP, SOLO, ASST, TOT, AVG, TFL, YDS, SACKS, PD, FF, FR.

INTERCEPTIONS: Russell Carter, Dwyne Anderson, Fred Nichols, Tim Green, Keith Brooks, Ben Wise, SMU. Columns: NO, YDS, AVG, TD, LP.

PUNTING: Whit Smith, Steve Utley, Team, SMU. Columns: NO, YDS, AVG, LP, BLK.

KICKING: Jeffrey Harrell, Lance McIlhenry, SMU. Columns: XP, 2PT, FG, SAF.

1984 (10-2)

SWC CO-CHAMPIONS

Table with columns: Date, Opponent, Score, Result, Margin. Rows include Louisville, North Texas, TCU, Baylor, Houston, Texas, Texas A&M, Rice, Texas Tech, Arkansas, UNLV.

Aloha Bowl

12/28 Notre Dame [17/10] 41,777 W 27-20

Total Avg: 37.126 - Home Avg: 39.903
Coach: Bobby Collins
Captains: Ron Anderson, Chris Jackson

TEAM STATS

Table comparing SMU and Opponents across various categories: First Downs, Rushing, Passing, Penalties, Rushing Att., Rushing Yds., Pass Comp., Passing Yds., Offense Plays, Punting, Fumbles, Penalties, 3rd Down, 3rd Down %, Time of Possession.

SCORING BY QUARTERS

Table showing average points scored by quarter (1st, 2nd, 3rd, 4th) for SMU and Opponent.

INDIVIDUAL STATS

PASSING: Don King, Bobby Watters, SMU. Columns: GP, CMP, ATT, INT, PCT, YDS, TD, LP.

RECEIVING: Ron Morris, Albert Reese, Marquis Pleasant, Jeff Jacobs, Reggie Dupard, Bobby Leach, Jeff Atkins, Gary Hashaway, Cobby Morrison, David Adamson, Scott Ford, SMU. Columns: GP, REC, YDS, AVG, TD, LP.

RUSHING: Reggie Dupard, Jeff Atkins, Don King, Gary Hashaway, Cobby Morrison, Bobby Watters, Ron Morris, Gene Pryor, Byron Collins, SMU. Columns: GP, ATT, NET, AVG, TD, LP.

KICKOFF RETURNS: Cobby Morrison, Franky Thomas, Monte Goen, Reggie Dupard, Donald Allen, Byron Collins, Ron Morris, Darrell Reese, SMU. Columns: GP, NO, YDS, AVG, TD, LP.

PUNT RETURNS: Andrew Livingston, Franky Thomas, Tim Green, SMU. Columns: GP, NO, YDS, AVG, TD, LP.

DEFENSE: Jerry Ball, T.D. Briggs, Tim Green, Kit Case, Anthony Beverley, Tom Linebarger, Ron Anderson, Roderick Jones, Reggie Phillips, David Stanley, Keith Brooks, Joe Phillips, John Eixman, Gabriel de la Garza, Reginald Ballard, Terence Mann, Monte Goen, Cornelius Dozier, Franky Thomas, Ben Hummel, Donald Allen, Kim Johnson, Brad Peveto, Mark Vincent, Darrin Mitchell, Byron Frierson, Andrew Livingston, Cobby Morrison, Tony Shelman, Wade Johnson, SMU. Columns: GP, SOLO, ASST, TOT, TFL, YDS, SACKS, PD, FF, FR.

INTERCEPTIONS: Keith Brooks, Reggie Phillips, David Stanley, Roderick Jones, Darrell Reese, Tim Green, Franky Thomas, Ron Anderson, SMU. Columns: GP, NO, YDS, AVG, TD, LP.

PUNTING: Dodge Carter, SMU. Columns: GP, NO, YDS, AVG, LP.

KICKING: Brandy Brownlee, Tomas Esteve, Albert Reese, SMU. Columns: XP, 2PT, FG.



1985 (6-5)

Table with columns for date, opponent, score, and result. Rows include games against UTEP, TCU, Arizona, Baylor, Houston, Texas, Texas A&M, Rice, Texas Tech, Arkansas, and Oklahoma.

Total Avg: 42.627 - Home Avg: 34.617
Coach: Bobby Collins
Captains: Reggie Dupard, T.D. Briggs

TEAM STATS

Table comparing SMU and Opponents across various statistics including First Downs, Rushing, Passing, Punting, Fumbles, Penalties, and Time of Possession.

SCORING BY QUARTERS

Table showing scoring by quarter for SMU and Opponent.

Average Points Scored
SMU -- 25.5
Opponent -- 19.2

INDIVIDUAL STATS

PASSING table with columns: GP, CMP, ATT, INT, PCT, YDS, TD, LP. Lists players like Don King, Bobby Watters, Reggie Dupard, and SMU totals.

RECEIVING table with columns: GP, REC, YDS, AVG, TD, LP. Lists players like Ron Morris, Albert Reese, Marquis Pleasant, Jeffrey Jacobs, Reggie Dupard, Jeff Atkins, David Adamson, Cobby Morrison, Elmer Thomas, Gary Hashaway, and SMU totals.

RUSHING table with columns: GP, ATT, NET, AVG, TD, LP. Lists players like Reggie Dupard, Jeff Atkins, Don King, Cobby Morrison, Gary Hashaway, Byron Collins, Jeffrey Jacobs, Jed Martin, Darryl Terrell, Bobby Watters, Ron Morris, and SMU totals.

KICKOFF RETURNS table with columns: GP, NO, YDS, AVG, TD, LP. Lists players like Andrew Livingston, Cobby Morrison, Darryl Terrell, David Adamson, and SMU totals.

PUNT RETURNS table with columns: GP, NO, YDS, AVG, TD, LP. Lists players like Andrew Livingston, Dick Sherick, and SMU totals.

DEFENSE table with columns: SOLO, ASST, TOT TFL, YDS, SACKS, YDS PD, FF, FR. Lists players like Kit Case, Jerry Ball, T.D. Briggs, Monte Goen, Franky Thomas, Cornelius Dozier, Bill Jones, Wade Johnson, Rudy Harmon, Terence Mann, Gabriel de la Garza, Joe Phillips, Ben Hummel, Darrell Reese, Mark Vincent, Kieth Brooks, Tim Green, Derick Reed, Reginald Ballard, Andrew Livingston, Dick Sherick, John Eixman, Ken Masterson, Brad Pevelo, Robert McDade, John Robinson, Shon Nichols, and SMU totals.

INTERCEPTIONS table with columns: GP, NO, YDS, AVG, TD, LP. Lists players like Kit Case, Roderick Jones, Franky Thomas, Mark Vincent, T.D. Briggs, Jerry Ball, and SMU totals.

PUNTING table with columns: GP, NO, YDS, AVG, LP. Lists players like Dodge Carter and SMU totals.

KICKING table with columns: XP, FG, 2PT. Lists players like Brandy Brownlee and SMU totals.

OPPONENTS table with columns: YDS, SACKS, YDS PD, FF, FR. Lists SMU totals.

1986 (6-5)

Table with columns for date, opponent, score, and result. Rows include games against Rice, Arizona St., TCU, Boston College, Baylor, Houston, Texas, Texas A&M, Notre Dame, Texas Tech, and Arkansas.

\* At Cotton Bowl
Total Avg: 41.847 - Home Avg: 35.677
Coach: Bobby Collins
Captains: Jerry Ball, Ron Morris, Brad Pevelo

TEAM STATS

Table comparing SMU and Opponents across various statistics including First Downs, Rushing, Passing, Punting, Fumbles, Penalties, and Time of Possession.

Scoring -- Average Points Scored
SMU -- 24.5 - 22.3
Opponent -- 28.2 - 25.6

INDIVIDUAL STATS

PASSING table with columns: GP, CMP, ATT, INT, PCT, YDS, TD, LP. Lists players like Bobby Watters, John Stollenwerck, and SMU totals.

RECEIVING table with columns: GP, REC, YDS, AVG, TD, LP. Lists players like Jeffrey Jacobs, Ron Morris, Albert Reese, Cobby Morrison, Tony Shelman, Jeff Atkins, Vince Jenkins, Darryl Terrell, Tony Brown, David Adamson, Mitch Gleiber, Jed Martin, Walt Zartman, and SMU totals.

RUSHING table with columns: GP, ATT, NET, AVG, TD, LP. Lists players like Jeff Atkins, Darryl Terrell, Tony Brown, Jed Martin, Cobby Morrison, Ron Morris, Bobby Watters, John Stollenwerck, Lynn James, Gerard Mark, and SMU totals.

KICKOFF RETURNS table with columns: GP, NO, YDS, AVG, TD, LP. Lists players like Jimmy Young, Cobby Morrison, Mitchell Price, Tony Brown, Jed Martin, Lynn James, Albert Reese, and SMU totals.

PUNT RETURNS table with columns: GP, NO, YDS, AVG, TD, LP. Lists players like Jimmy Young, A.J. Miller, and SMU totals.

DEFENSE table with columns: SOLO, ASST, TOT TFL, YDS, SACKS, YDS PD, FF, FR. Lists players like Franky Thomas, Jerry Ball, Gabriel de la Garza, Ken Masterson, Rudy Harmon, Dick Sherick, Derrick Reed, Terence Mann, Ben Hummel, Mark Vincent, Mitchell Price, A.J. Miller, John Eixman, David West, Donald Allen, Randy Garrett, John Robinson, Toby Watts, Robert McDade, Reginald Ballard, Brad Pevelo, Jimmy Young, Shon Nichols, Tony Shelman, Erik Mays, Michael Bowen, Jed Martin, Tony Brown, Cobby Morrison, David Bryan, Roderick Wilson, and SMU totals.

INTERCEPTIONS table with columns: GP, NO, YDS, AVG, TD, LP. Lists players like Franky Thomas, Rudy Harmon, Donald Allen, David West, Jimmy Young, Ken Masterson, and SMU totals.

PUNTING table with columns: GP, NO, YDS, AVG, LP. Lists players like Dodge Carter and SMU totals.

KICKING table with columns: XP, FG, 2PT, LP, SAF. Lists players like Russell Anderson and SMU totals.

OPPONENTS table with columns: YDS, SACKS, YDS PD, FF, FR. Lists SMU totals.



1989 (2-9)

Table with columns: Date, Opponent, Score, Location, Result. Rows include games against Rice, Connecticut, Texas, TCU, Baylor, Houston, North Texas, Texas A&M, Notre Dame, Texas Tech, and Arkansas.

# Home games at Owbry Stadium: \* At Little Rock, Ark. Total Avg: 30.827 - Home Avg: 21.999 Coach: Forrest Gregg Captains: Mitchell Gleiber, Norbert Osborn

TEAM STATS

Table comparing SMU and Opponents across various categories: First Downs, Rushing, Passing, Punting, Fumbles, Penalties, Sacks, 3rd Down %, and Time of Possession.

SCORING BY QUARTERS

Table showing scoring by quarter for SMU and Opponent.

Average Points Scored SMU -- 17.0 Opponent -- 45.4

INDIVIDUAL STATS

Table for PASSING stats: CMP, ATT, INT, PCT, YDS, TD, LP for Mike Romo, Casey Clyce, Dan Freiburger, Jason Wolf, and SMU totals.

Table for RECEIVING stats: REC, YDS, AVG, TD, LP for Jason Wolf, Mitchell Gleiber, Michael Bowen, Andy Bergfeld, Corey Beard, Kevin Love, Ronqea Hill, Stuart Ison, Greg Ballard, Simeon Knight, Derwin Ware, Brent Harraman, Omar Thompson, Marty Kidd, Brian Lovett, Jay Nisbet, and SMU totals.

Table for RUSHING stats: ATT, NET, AVG, TD, LP for Kevin Love, Stuart Ison, Jason Wolf, Omar Thompson, Michael Bowen, Marty Kidd, Ronqea Hill, Casey Clyce, Jay Nisbet, Dan Freiburger, Mike Romo, and SMU totals.

Table for KICKOFF RETURNS stats: NO, YDS, AVG, TD, LP for Corey Beard, Michael Bowen, Ronqea Hill, Jay Nisbet, and SMU totals.

Table for PUNT RETURNS stats: NO, YDS, AVG, TD, LP for Michael Bowen, Marcus Malonson, Darren Harrington, Stephen Thomas, and SMU totals.

Table for DEFENSE stats: SOLO, ASST, TOT TFL, YDS, SACKS, YDS PD, FF, FR for Cary Brabham, Bill Kiely, Jason Bednarz, Chris Collins, Marcus Malonson, Ron Hagan, Malcom Borlenghi, Uzo Okeke, Richie Butler, Kenny Rea, Mike Ostlos, Steve Benotti, Mark Martinez, Darren Harrington, Ryan Mathis, Marcello Simmons, Geoffrey King, Bruce Van Derven, Mike Henderson, Drew Randall, Brett Kershaw, Jay Holt, Norbert Osborn, Greg Hill, Stephen Thomas, James Bowie, Dan Echols, Marty Solombrino, and SMU totals.

Table for INTERCEPTIONS stats: NO, YDS, AVG, TD, LP for Ron Hagan, Malcom Borlenghi, Bill Kiely, Cary Brabham, and Marcus Malonson.

Table for PUNTING stats: NO, YDS, AVG, LP, BLK for Casey Clyce, Ryan Lawson, Marklen Kennedy, and SMU totals.

Table for KICKING stats: XP, 2PT, FG, SAF for Jason Wolf, Matt Lomenick, Chris Collins, and SMU totals.

1990 (1-10)

Table with columns: Date, Opponent, Score, Location, Result. Rows include games against Vanderbilt, Tulane, TCU, North Texas, Baylor, Houston, Texas [13/NR], Texas A&M, Rice, Texas Tech, and Arkansas.

Total Avg: 31.284 - Home Avg: 20.587 Coach: Forrest Gregg Captains: Michael Bowen, Bill Kiely

TEAM STATS

Table comparing SMU and Opponents across various categories: First Downs, Rushing, Passing, Punting, Fumbles, Penalties, Sacks, 3rd Down %, and Time of Possession.

SCORING BY QUARTERS

Table showing scoring by quarter for SMU and Opponent.

Average Points Scored SMU -- 17.9 Opponent -- 38.7

INDIVIDUAL STATS

Table for PASSING stats: CMP, ATT, INT, PCT, YDS, TD, LP for Mike Romo, Dan Freiburger, Jason Wolf, and SMU totals.

Table for RECEIVING stats: REC, YDS, AVG, TD, LP for Michael Bowen, Jason Wolf, Brian Berry, Corey Beard, Dan Echols, Kevin Love, Arthur Jordan, Derwin Ware, Andy Bergfeld, Brian Lovett, Mike Romo, Simon Knight, and SMU totals.

Table for RUSHING stats: ATT, NET, AVG, TD, LP for Kevin Love, Ronqea Hill, Arthur Jordan, Jason Wolf, Stuart Ison, Marc Lewis, Dan Freiburger, Mike Romo, and SMU totals.

Table for KICKOFF RETURNS stats: NO, YDS, AVG, TD, LP for Michael Bowen, Dan Echols, Michael Artmore, and SMU totals.

Table for PUNT RETURNS stats: NO, YDS, AVG, TD, LP for Michael Bowen, Brian Berry, and SMU totals.

Table for DEFENSE stats: SOLO, ASST, TOT TFL, YDS, SACKS, YDS PD, FF, FR for Bill Kiely, Cary Brabham, Jason Bednarz, Chris Collins, Mark Martinez, Marcello Simmons, Byron Bonds, Marcus Malonson, Uzo Okeke, Ron Hagan, Chad Patton, Omar Thompson, Drew Randall, Jonathan Dupree, Steve Benotti, Michael Artmore, Bruce Van Derven, Byron Slaughter, Kenny Rea, Adam Voyles, Stephen Thomas, B.J. Stankovich, Mike Henderson, Darren Harrington, Jeremy Slout, Geoff King, Ryan Folsom, Johnathan Mumfhey, and James Bowie.

Table for INTERCEPTIONS stats: NO, YDS, AVG, TD, LP for Marcello Simmons, Chris Collins, Marcus Malonson, Jason Bednarz, Cary Brabham, Mark Martinez, and Jonathan Dupree.

Table for PUNTING stats: NO, YDS, AVG, LP, BLK for Marc Lewis, Ryan Lawson, David Lovett, and SMU totals.

Table for KICKING stats: XP, 2PT, FG, SAF for Russell Anderson, Michael Bowen, Jason Wolf, and SMU totals.



1991 (1-10)

Table with columns: Date, Opponent, Score, Result, Time of Possession. Rows include Arkansas, Vanderbilt, Tulane, Baylor, Texas Tech, Houston, Texas, TCU, Rice, Texas A&M, Tulsa.

\* At Little Rock, Ark. ^ At Cotton Bowl
Total Avg: 32.319 - Home Avg: 18.330
Coach: Forrest Gregg
Captains: Bill Kiely, Mike Romo

TEAM STATS

Table with columns: Team, Opponents, First Downs, Rushing, Passing, Penalty, Rushing Att., Rushing Yds., Pass Comp., Passing Yds., Offense Plays, Punting, Fumbles, Penalties, Sacks, 3rd Down, Time of Possession.

SCORING BY QUARTERS

Table with columns: Team, Opponent, 1st, 2nd, 3rd, 4th, Total. Rows for SMU and Opponent.

INDIVIDUAL STATS

PASSING table with columns: Player, CMP, ATT, INT, PCT, YDS, TD, LP. Rows include Todd Ritz, Dan Freiburger, Mike Romo, Ryan Lawson, SMU, OPPONENTS.

RECEIVING table with columns: Player, REC, YDS, AVG, TD, LP. Rows include Jason Wolf, Mick Rossley, Corey Beard, Erwin Wilburn, Ronqea Hill, John DeVoss, Arthur Jordan, Derwin Ware, Andy Bergfeld, Simeon Knight, Walter Gibson, Larry Wilson, Brian Berry, Mike Romo, Oscar Rosales, SMU, OPPONENTS.

RUSHING table with columns: Player, ATT, NET, AVG, TD, LP. Rows include Ronqea Hill, Larry Wilson, Mike Romo, Kevin Shepard, Kevin Love, Stuart Ison, Jason Wolf, Ryan Lawson, Todd Ritz, Dan Freiburger, SMU, OPPONENTS.

KICKOFF RETURNS table with columns: Player, NO, YDS, AVG, TD, LP. Rows include Michael Artmore, Larry Wilson, Walter Gibson, Corey Beard, Kevin Shepard, John DeVoss, SMU, OPPONENTS.

PUNT RETURNS table with columns: Player, NO, YDS, AVG, TD, LP. Rows include Corey Beard, Marcus Malonson, Mick Rossley, SMU, OPPONENTS.

DEFENSE table with columns: Player, SOLO, ASST, TOT, TFL, YDS, SACKS, YDS PD, FF, FR. Rows include Bill Kiely, Jason Bednarz, Cary Brabham, Michael Artmore, Chris Collins, Chad Patton, Marcello Simmons, Adam Voyles, Kenny Rea, Byron Slaughter, Bruce Van Derven, Byron Bonds, Mike Henderson, Drew Randall, Jonathan Dupree, B.J. Stankovich, Scott Fly, Richie Butler, Marcus Malonson, Troy Williams, Sam Patton, Omar Thompson, Uzo Okeke, Ron Hagan, Tony Ned, Robert Davis, Isaiah Nelson, Darren Harrington, SMU, OPPONENTS.

INTERCEPTIONS table with columns: Player, NO, YDS, AVG, TD, LP. Rows include Marcello Simmons, Michael Artmore, Cary Brabham, Mike Henderson, Chris Collins, Troy Williams, Jonathan Dupree, SMU, OPPONENTS.

KICKING table with columns: Player, XP, 2PT, FG, LG, SAF. Rows include Russell Anderson, Jason Wolf, Mick Rossley, SMU, OPPONENTS.

PUNTING table with columns: Player, NO, YDS, AVG, LP. Rows include Ryan Lawson, Marc Lewis, Team, SMU, OPPONENTS.

1992 (5-6)

Table with columns: Date, Opponent, Score, Result, Time of Possession. Rows include Tulane, North Texas, New Mexico, TCU, Baylor, Rice, Texas Tech, Texas A&M, Houston, Texas, Arkansas.

\* At Cotton Bowl. ^ At Little Rock, Ark.
Total Avg: 27.015 - Home Avg: 19.818
Coach: Tom Rossley
Captains: Cary Brabham, Ronqea Hill, Bill Kiely, Matt Wisenbaker

TEAM STATS

Table with columns: Team, Opponents, First Downs, Rushing, Passing, Penalty, Rushing Att., Rushing Yds., Pass Comp., Passing Yds., Offense Plays, Punting, Fumbles, Penalties, Sacks, 3rd Down, Time of Possession.

SCORING BY QUARTERS

Table with columns: Team, Opponent, 1st, 2nd, 3rd, 4th, Total. Rows for SMU and Opponent.

INDIVIDUAL STATS

PASSING table with columns: Player, CMP, ATT, INT, PCT, YDS, TD, LP. Rows include Dan Freiburger, Ramon Flanigan, Mark Eldred, Drew Randall, SMU, OPPONENTS.

RECEIVING table with columns: Player, REC, YDS, AVG, TD, LP. Rows include Corey Beard, Jason Wolf, Brian Berry, John DeVoss, Ronqea Hill, Mick Rossley, Kevin Shepard, James Whitmore, Jacques Smith, Erwin Wilburn, Kevin Thornal, John Biggins, SMU, OPPONENTS.

RUSHING table with columns: Player, ATT, NET, AVG, TD, LP. Rows include Ronqea Hill, Kevin Shepard, Jacques Smith, Ramon Flanigan, Larry Israel, Kevin Love, Jason Wolf, Mark Eldred, Dan Freiburger, SMU, OPPONENTS.

KICKOFF RETURNS table with columns: Player, NO, YDS, AVG, TD, LP. Rows include Jason Wolf, Corey Beard, Larry Wilson, SMU, OPPONENTS.

PUNT RETURNS table with columns: Player, NO, YDS, AVG, TD, LP. Rows include Chad Patton, Mick Rossley, Brian Berry, SMU, OPPONENTS.

DEFENSE table with columns: Player, SOLO, ASST, TOT, TFL, YDS, SACKS, YDS PD, FF, BK. Rows include Jason Bednarz, Bill Kiely, Richie Butler, Mike Henderson, Drew Randall, Cary Brabham, Marcus Malonson, Marcello Simmons, Chad Patton, Rodney Watkins, Byron Slaughter, Byron Bonds, Bruce Van Derven, Adam Voyles, Cornell Parker, James Bowie, Cagan Morgan, Vernon Edwards, Greg Hill, Brian Kennedy, Craig Swann, Mark Martinez, Eric Tomlin, Kenny Rea, Tony Ned, Scott Fly, Ken Nell, John Biggins, SMU, OPPONENTS.

KICKING table with columns: Player, XP, 2PT, DXP, FG, LP, SAF. Rows include Russell Anderson, SMU, OPPONENTS.

PUNTING table with columns: Player, NO, YDS, AVG, LP, BLK. Rows include Larry Israel, SMU, OPPONENTS.

INTERCEPTIONS table with columns: Player, NO, YDS, AVG, TD, LP. Rows include Cary Brabham, Richie Butler, Mike Henderson, Marcus Malonson, Greg Hill, SMU, OPPONENTS.



OUTLOOK

PLAYERS

COACHES

OPPONENTS

REVIEW

RECORDS

HISTORY

MEDIA

1993 (2-7-2)

Table with columns for date, opponent, score, and result. Rows include games against Arkansas, Wisconsin, TCU, Missouri, Baylor, Houston, Texas, Texas A&M, Rice, Texas Tech, and Navy.

\* At Cotton Bowl; # At Alamodome (San Antonio, Texas)
Total Avg: 27,117 - Home Avg: 23,002

Coach: Tom Rossley

Captains: Richie Butler, Marcus Malinson, Chad Patton, Jeremy Stout

TEAM STATS

Table comparing SMU and Opponents across various categories: First Downs, Rushing, Passing, Penalties, Rushing Att., Rushing Yds., Pass Comp., Passing Yds., Offense Plays, Punting, Fumbles, Penalties, 3rd Down, 3rd Down %, and Time of Possession.

SCORING BY QUARTERS

Table showing points scored by SMU and Opponent in each quarter (1st, 2nd, 3rd, 4th) and total points.

Average Points Scored

SMU -- 18.7

Opponent -- 25.2

INDIVIDUAL STATS

Table for PASSING stats: CMP, ATT, INT, PCT, YDS, TD, LP for Ramon Flanigan, Mark Eldred, and SMU totals.

Table for OPPONENTS PASSING stats: YDS, INT, PCT, TD, LP.

Table for RECEIVING stats: REC, YDS, AVG, TD, LP for Mick Rossley, Brian Berry, James Whitmore, Erwin Wilburn, Kevin Shepard, Kevin Thormal, Jacques Smith, Isaiah Nelson, Josh Lerner, and SMU totals.

Table for RUSHING stats: ATT, NET, AVG, TD, LP for Kevin Shepard, Ramon Flanigan, Jacques Smith, Mark Eldred, Isaiah Nelson, Mick Rossley, and SMU totals.

Table for KICKOFF RETURNS stats: NO, YDS, AVG, TD, LP for Larry Wilson, Michael Artmore, Erwin Wilburn, and SMU totals.

Table for PUNTING stats: NO, YDS, AVG, LP, BLK for SMU and Opponents.

Table for PUNT RETURNS stats: NO, YDS, AVG, TD, LP for Erwin Wilburn, Mick Rossley, Brian Berry, and SMU totals.

Table for DEFENSE stats: GP, SOLO, ASST, TOT, AVG, TFL, YDS, SACKS, YDS, PD, FF, FR for Rodney Watkins, Chris Bordano, Byron Slaughter, and SMU totals.

Table for INTERCEPTIONS stats: NO, YDS, AVG, TD, LP for Richie Butler, Cagan Morgan, Chris Bordano, Michael Artmore, Adam Voyles, Byron Slaughter, and SMU totals.

Table for PUNTING stats: NO, YDS, AVG, LP, BLK for SMU and Opponents.

Table for KICKING stats: XP, 2PT, FG, LG for John Stewart, Mark Eldred, and SMU totals.

1994 (1-9-1)

Table with columns for date, opponent, score, and result. Rows include games against Arkansas, UCLA, New Mexico, Texas Tech, Carolina, Houston, Texas, Texas A&M, Rice, and TCU.

# At Little Rock, Ark.; \* At Cotton Bowl; ^ At Alamodome (San Antonio, Texas)
Total Avg: 31,651 - Home Avg: 22,443

Coach: Tom Rossley

Captains: Vernon Edwards, Brannon Kidd, Ramon Flanigan, Rodney Watkins

TEAM STATS

Table comparing SMU and Opponents across various categories: First Downs, Rushing, Passing, Penalties, Rushing Att., Rushing Yds., Pass Comp., Passing Yds., Offense Plays, Punting, Fumbles, Penalties, 3rd Down, 3rd Down %, and Time of Possession.

SCORING BY QUARTERS

Table showing points scored by SMU and Opponent in each quarter (1st, 2nd, 3rd, 4th) and total points.

Average Points Scored

SMU -- 17.9

Opponent -- 31.2

INDIVIDUAL STATS

Table for PASSING stats: CMP, ATT, INT, PCT, YDS, TD, LP for Mark Humble, Ramon Flanigan, Chris James, and SMU totals.

Table for RECEIVING stats: REC, YDS, AVG, TD, LP for Mick Rossley, James Whitmore, John Biggins, Erwin Wilburn, Brian Berry, Jacques Smith, Larry Wilson, Calvin Robinson, Kevin Shepard, Donte Womack, Bryan Harmon, and SMU totals.

Table for RUSHING stats: ATT, NET, AVG, TD, LP for Ramon Flanigan, Donte Womack, Jacques Smith, Kevin Shepard, Bryan Harmon, John Biggins, Chris Campbell, Isaiah Nelson, Chris James, Mark Humble, Mick Rossley, and SMU totals.

Table for KICKOFF RETURNS stats: NO, YDS, AVG, TD, LP for Larry Wilson, Erwin Wilburn, Rochon George, Jay Harvey, John Shea, Bryan Harmo, Donte Womack, and SMU totals.

Table for PUNTING stats: NO, YDS, AVG, LP, BLK for SMU and Opponents.

Table for PUNT RETURNS stats: NO, YDS, AVG, TD, LP for Erwin Wilburn, Mick Rossley, and SMU totals.

Table for DEFENSE stats: GP, SOLO, ASST, TOT, AVG, TFL, YDS, SACKS, YDS, PD, FF, FR for Chris Bordano, Troy Williams, Rodney Watkins, Craig Swann, B.J. Stankovich, and SMU totals.

Table for INTERCEPTIONS stats: NO, YDS, AVG, TD, LP for Cornell Parker, Troy Williams, B.J. Stankovich, Ken Neill, and SMU totals.

Table for PUNTING stats: NO, YDS, AVG, LP, BLK for SMU and Opponents.

Table for KICKING stats: XP, 2PT, FG, SAF for Ben Crosland, Ramon Flanigan, Mick Rossley, and SMU totals.



1995 (1-10)

Table with columns: Date, Opponent, Score, Result, Margin. Rows include Arkansas, Navy, Oklahoma, Wisconsin, Texas, Texas A&M, Houston, Rice, TCU, Baylor, Texas Tech.

\* Home games played at Cotton Bowl
Total Avg. 32.599 - Home Avg. 19.256
Coach: Tom Rossley

Captains: Ramon Flanigan, Brannon Kidd, Cornell Parker, Craig Swann

TEAM STATS

Table comparing SMU and Opponents across various stats: First Downs, Rushing, Passing, Penalties, Rushing Att., Rushing Yds., Pass Comp., Passing Yds., Offense Plays, Punting, Fumbles, Penalties, Sacks, 3rd Down, 4th Down, Time of Possession.

SCORING BY QUARTERS

Table showing scoring by quarter for SMU and Opponent.

Average Points Scored
SMU -- 12.0
Opponent -- 32.0

INDIVIDUAL STATS

Table for PASSING stats: Player, GP, CMP, ATT, INT, PCT, YDS, TD, LP. Includes Kelsey Adams, Derek Canine, Chris James, Mark Humble, Anthony Scotti, SMU, and OPPONENTS.

Table for RECEIVING stats: Player, GP, REC, YDS, AVG, TD, LP. Includes Kevin Thornall, Donte Womack, James Whitmore, Albert Johnson, Rafiq Cooper, DeAndrea Robinson, Vaughn Dickerson, Lamonte Guillory, Jimmy Moore, Bryan Harmon, Kevin Lias, Kelsey Adams, Chris Campbell, SMU, and OPPONENTS.

Table for RUSHING stats: Player, GP, ATT, NET, AVG, TD, LP. Includes Donte Womack, Bryan Harmon, Chris James, Kelsey Adams, Derek Canine, Chris Campbell, Vaughn Dickerson, Josh Lerner, Ramon Flanigan, Mark Humble, Team, SMU, and OPPONENTS.

Table for KICKOFF RETURNS stats: Player, G, NO, YDS, AVG, TD, LP. Includes Albert Johnson, Cornell Parker, Kelsey Adams, Kevin Thornall, Jimmy Moore, Ken Neill, Chris Campbell, Donte Womack, Jacoby Rhinehart, Rochon George, SMU, and OPPONENTS.

Table for PUNT RETURNS stats: Player, G, NO, YDS, AVG, TD, LP. Includes Jason Whitmore, Vaughn Dickerson, Tyree Taylor, SMU, and OPPONENTS.

Table for DEFENSE stats: Player, GP, SOLO, ASST, TOT, AVG, TFL, YDS, SACKS, YDS, PD, FF, FR. Includes Craig Swann, Eric Tomlin, Jackson Moore, Seth Slinton, Cornell Parker, Jay Harvey, Wade Smith, Ahmad Hayes, Mac McKinzie, Ken Neill, Wilbert Mitchell, Dewey Evans, Chad Kollar, Troy Williams, Cagan Morgan, Mercury Hall, Jason Lindbloom, Blake Perkins, Jason Evans, Donald Mitchell, Warren Scott, Kenneth Imo, Mark Futschik, Tyree Taylor, Wendell Washington, Dave Kiselak, Max Munn, Warwick Woodard, Dan Merritt, Jacoby Rhinehart, Jeremy Morgan, Brandon Williams, Carlos Black, Clint Snowden, SMU, and OPPONENTS.

Table for INTERCEPTIONS stats: Player, G, NO, YDS, AVG, TD, LP. Includes Cornell Parker, Chad Kollar, Jay Harvey, Dewey Adams, SMU, and OPPONENTS.

Table for PUNTING stats: Player, G, NO, YDS, AVG, LP, BLK. Includes Anthony Scotti, SMU, and OPPONENTS.

Table for KICKING stats: Player, XP, 2PT, DXP, FG. Includes Ben Crosland, Derek Canine, Wade Smith, Vaughn Dickerson, SMU, and OPPONENTS.

1996 (5-6)

Table with columns: Date, Opponent, Score, Result, Margin. Rows include Tulsa, Arkansas, Utah, Navy, BYU, Missouri, Rice, New Mexico, Wyoming, UTPE, TCU.

\* Home games played at Cotton Bowl
Total Avg. 26.280 - Home Avg. 20.618
Coach: Tom Rossley & Game Captains

TEAM STATS

Table comparing SMU and Opponents across various stats: First Downs, Rushing, Passing, Penalties, Rushing Att., Rushing Yds., Pass Comp., Passing Yds., Offense Plays, Punting, Fumbles, Penalties, Sacks, 3rd Down, 4th Down, Time of Possession.

SCORING BY QUARTERS

Table showing scoring by quarter for SMU and Opponent.

Average Points Scored
SMU -- 22.4
Opponent -- 24.3

INDIVIDUAL STATS

Table for PASSING stats: Player, GP, CMP, ATT, INT, PCT, YDS, TD, LP. Includes Mark Humble, Ramon Flanigan, Anthony Scotti, SMU, and OPPONENTS.

Table for RECEIVING stats: Player, GP, REC, YDS, AVG, TD, LP. Includes Kevin Thornall, Albert Johnson, Jimmy Moore, Rafiq Cooper, Donte Womack, Kevin Lias, Lamonte Guillory, Kelsey Adams, Bryan Harmon, Jeremy Morgan, Roy Coats, SMU, and OPPONENTS.

Table for RUSHING stats: Player, GP, ATT, NET, AVG, TD, LP. Includes Donte Womack, Ramon Flanigan, Bryan Harmon, Rodnick Phillips, Kelsey Adams, Roy Coats, Anthony Scotti, Kevin Thornall, Mark Humble, Team, SMU, and OPPONENTS.

Table for KICKOFF RETURNS stats: Player, GP, NO, YDS, AVG, TD, LP. Includes Rodnick Phillips, Jacoby Rhinehart, Donte Womack, Jimmy Moore, SMU, and OPPONENTS.

Table for PUNT RETURNS stats: Player, GP, NO, YDS, AVG, TD, LP. Includes Rodnick Phillips, Jacoby Rhinehart, Donte Womack, Jimmy Moore, SMU, and OPPONENTS.

Table for DEFENSE stats: Player, GP, SOLO, ASST, TOT, AVG, TFL, YDS, SACKS, YDS, PD, FF, FR. Includes Chris Bordano, Craig Swann, Jay Harvey, Kenneth Imo, Jacoby Rhinehart, Mecury Hall, Chris Gedwed, Jackson Moore, Jason Evans, Wilbert Mitchell, Blake Perkins, Wendell Washington, Karon Riley, Dewey Evans, Donald Mitchell, Dan Merritt, Mac McKinzie, Raymon Brown, Warren Scott, Clint Snowden, Seth Slinton, Tyree Taylor, Jason Simonton, Tracy Hart, Nkumu Mandungu, Steve Bancroft, Chad Kollar, Tim Gardner, Jon Wilson, Chad Sennette, Chris Campbell, SMU, and OPPONENTS.

Table for INTERCEPTIONS stats: Player, GP, NO, YDS, AVG, TD, LP. Includes Jay Harvey, Dewey Evans, Jacoby Rhinehart, Kenneth Imo, SMU, and OPPONENTS.

Table for PUNTING stats: Player, GP, NO, YDS, AVG, LP, BLK. Includes Anthony Scotti, SMU, and OPPONENTS.

Table for KICKING stats: Player, XP, 2PT, DXP, FG, SAF. Includes Daniel Hernandez, Jeremy Morgan, SMU, and OPPONENTS.





OUTLOOK

PLAYERS

COACHES

OPPONENTS

REVIEW

RECORDS

HISTORY

MEDIA

1997 (6-5)

Table with columns: Date, Location, Opponent, Score, Result, Time of Possession

At Independence Stadium (Shreveport, La.)
\* Home games played at Cotton Bowl
Total Avg: 23.773 - Home Avg: 21.484

Captains: Chris Bordano, Jason Evans, Glenn Ivey, Dante Womack

TEAM STATS

Table with columns: Team, Opponents, First Downs, (Rushing), (Passing), (Penalty), Rushing Att. - Yds, Rushing Yds. / Game, Pass Comp. - Att. - Int., Passing Yds., Passing Yds. / Game, Offense Plays - Yds., Punting - Yds. - Avg., Fumbles - Lost, Penalties - Yds., Sacks - Yds., 3rd Down, 3rd Down %, 4th Down, 4th Down %, Time of Possession

SCORING BY QUARTERS

Table with columns: Team, Opponent, 1st, 2nd, 3rd, 4th, Total

Average Points Scored
SMU -- 22.5
Opponent -- 21.5

INDIVIDUAL STATS

PASSING table with columns: GP, CMP, ATT, INT, PCT, YDS, TD, LP

RECEIVING table with columns: GP, REC, YDS, AVG, TD, LP

RUSHING table with columns: GP, ATT, NET, AVG, TD, LP

KICKOFF RETURNS table with columns: GP, NO, YDS, AVG, TD, LP

PUNT RETURNS table with columns: GP, NO, YDS, AVG, TD, LP

DEFENSE table with columns: GP, SOLO, ASST, TOT, AVG, TFL, YDS, SACKS, YDS, PD, FF, FR

1998 (1-1)#

Table with columns: Date, Location, Opponent, Score, Result, Time of Possession

# 10 games vacated due to use of ineligible player
\* Home games played at Cotton Bowl
Total Avg: 25.540 - Home Avg: 18.218

TEAM STATS

Table with columns: Team, Opponents, First Downs, (Rushing), (Passing), (Penalty), Rushing Att. - Yds, Rushing Yds. / Game, Pass Comp. - Att. - Int., Passing Yds., Passing Yds. / Game, Offense Plays - Yds., Punting - Yds. - Avg., Fumbles - Lost, Penalties - Yds., Sacks - Yds., 3rd Down, 3rd Down %, 4th Down, 4th Down %, Time of Possession

SCORING BY QUARTERS

Table with columns: Team, Opponent, 1st, 2nd, 3rd, 4th, Total

Average Points Scored
SMU -- 18.8
Opponent -- 20.7

INDIVIDUAL STATS

PASSING table with columns: GP, CMP, ATT, INT, PCT, YDS, TD, LP

RECEIVING table with columns: GP, REC, YDS, AVG, TD, LP

RUSHING table with columns: GP, ATT, NET, AVG, TD, LP

KICKOFF RETURNS table with columns: GP, NO, YDS, AVG, TD, LP

PUNT RETURNS table with columns: GP, NO, YDS, AVG, TD, LP

DEFENSE table with columns: GP, SOLO, ASST, TOT, AVG, TFL, YDS, SACKS, YDS, PD, FF, FR

DEFENSE table with columns: GP, SOLO, ASST, TOT, AVG, TFL, YDS, SACKS, YDS, PD, FF, FR

RECEIVING table with columns: GP, REC, YDS, AVG, TD, LP

RUSHING table with columns: GP, ATT, NET, AVG, TD, LP

KICKOFF RETURNS table with columns: GP, NO, YDS, AVG, TD, LP

PUNTING table with columns: GP, NO, YDS, AVG, LP, BLK

KICKING table with columns: XP, 2PT, DXP, FG

DEFENSE table with columns: GP, SOLO, ASST, TOT, AVG, TFL, YDS, SACKS, YDS, PD, FF, FR

RECEIVING table with columns: GP, REC, YDS, AVG, TD, LP

RUSHING table with columns: GP, ATT, NET, AVG, TD, LP

KICKOFF RETURNS table with columns: GP, NO, YDS, AVG, TD, LP

PUNTING table with columns: GP, NO, YDS, AVG, LP, BLK

KICKING table with columns: XP, 2PT, DXP, FG



OUTLOOK

PLAYERS

COACHES

OPPONENTS

REVIEW

RECORDS

HISTORY

MEDIA

1999 (4-6)

Table with columns: Date, Opponent, Score, Result, Location. Rows include Arkansas, Tulane, Hawaii, Kansas, UTEP, Fresno St., San Jose St., Rice, Cal St. Northridge, Tulsa, TCU.

\* Last season at the Cotton Bowl
Total Avg: 22,111 - Home Avg: 19,625
Coach: Mike Cavan & Game Captains

TEAM STATS

Table with columns: SMU, Opponents. Rows include First Downs, Rushing, Passing, Penalty, Rushing Att. - Yds., Rushing Yds. / Game, Pass Comp. - Att. - Int., Passing Yds., Passing Yds. / Game, Offense Plays - Yds., Punting - Yds - Avg., Fumbles - Lost, Penalties - Yds., Sacks - Yds., 3rd Down, 3rd Down %, 4th Down, 4th Down %, Time of Possession.

SCORING BY QUARTERS

Table with columns: Team, SMU, Opponent, 1st, 2nd, 3rd, 4th, Total. Rows include SMU and Opponent.

INDIVIDUAL STATS

Table with columns: PASSING, GP, CMP, ATT, INT, PCT, YDS, TD, LP. Rows include Josh McCown, Kelan Lukar, Rodnick Phillips, Colin Vadheim.

Table with columns: RECEIVING, GP, REC, YDS, AVG, TD, LP. Rows include Chris Cunningham, Cody Cardwell, Damond Blueitt, Rodnick Phillips, Jony Newsome, Johnnie Freeman, Bryan McDearman, Jeff Pennington, Michael Brown, Jeff Woods, Kris Briggs, David Ellen.

Table with columns: RUSHING, GP, ATT, NET, AVG, TD, LP. Rows include Kris Briggs, Rodnick Phillips, Johnnie Freeman, Jeff Pennington, Jeff Woods, Chris Cunningham, Josh McCown, Cody Cardwell, Colin Vadheim, Team, Kelan Lukar.

Table with columns: KICKOFF RETURNS, GP, NO, YDS, AVG, TD, LP. Rows include Rodnick Phillips, Chris Cunningham, Brendan McGraw, Johnnie Freeman, Jeff Woods, Michael Brown, Tim Gardner, Kris Briggs, Jeff Pennington, Billy Ford, SMU, Opponents.

Table with columns: PUNT RETURNS, GP, NO, YDS, AVG, TD, LP. Rows include Chris Cunningham, Cody Cardwell, Luke Johnson, Kevin Garrett, Roy Coats, SMU, Opponents.

Table with columns: DEFENSE, GP, SOLO, ASST, TOT, AVG, TFL, YDS, SACKS, YDS, PD, FF, FR. Rows include Jason Simonton, Kevin Garrett, Raymon Brown, Luke Johnson, Tracy Hart, James Orr, Justin Williams, Kevin Aldridge, Johnson Patman, Markus Pratt, Chase Schavarda, Lute Croy, Billy Williams Jr., Warrie Birdwell, Tommy Dorsey, Chris Post, Billy Ford, Roy Coats, Shane O'Neill, Devonice Johnson, Corey Riley, Brent Briggs, Jerry Evans, Tim Gardner, Thornton Chandler, Khalid Beard, Eric Peterson, Courtney Richardson, Derrice Randle, Chris Cunningham, Johnnie Freeman, Colin Vadheim, Rusty Simpson, Paul Wiley, SMU, Opponents.

Table with columns: INTERCEPTIONS, GP, NO, YDS, AVG, TD, LP. Rows include Tracy Hart, Raymon Brown, Kevin Garrett, Kevin Aldridge, SMU, Opponents.

Table with columns: PUNTING, GP, NO, YDS, AVG, LP, BLK. Rows include Colin Vadheim, TEAM, SMU, Opponents.

Table with columns: KICKING, XP, 2PT, FG, SAF. Rows include Adam Walterscheid, Cody Cardwell, Josh McCown, Jacob Crowley, SMU, Opponents.

2000 (3-9)

Table with columns: Date, Opponent, Score, Result, Location. Rows include Kansas, UTEP, NC St., Tulane, Houston, San Jose St., Hawaii, Nevada, Rice, Tulsa, Fresno St., TCU [13/NR].

\* Inaugural season at Gerald J. Ford Stadium
Total Avg: 26,512 - Home Avg: 21,815
Coach: Mike Cavan
Captain: Vic Vitoria

TEAM STATS

Table with columns: SMU, Opponents. Rows include First Downs, Rushing, Passing, Penalty, Rushing Att. - Yds., Rushing Yds. / Game, Pass Comp. - Att. - Int., Passing Yds., Passing Yds. / Game, Offense Plays - Yds., Punting - Yds - Avg., Fumbles - Lost, Penalties - Yds., Sacks - Yds., 3rd Down, 3rd Down %, 4th Down, 4th Down %, Time of Possession.

SCORING BY QUARTERS

Table with columns: Team, SMU, Opponent, 1st, 2nd, 3rd, 4th, Total. Rows include SMU and Opponent.

INDIVIDUAL STATS

Table with columns: PASSING, GP, CMP, ATT, INT, PCT, YDS, TD, LP. Rows include Josh McCown, David Page, Johnnie Freeman, SMU, Opponents.

Table with columns: RECEIVING, GP, REC, YDS, AVG, TD, LP. Rows include John Hampton, Chris Cunningham, Kris Briggs, Johnnie Freeman, Billy Ford, Cody Cardwell, Jason Pipkins, Marcus Carter, Michael Brown, Trent Joekel, Keylon Kincaide, SMU, Opponents.

Table with columns: RUSHING, GP, ATT, NET, AVG, TD, LP. Rows include Kris Briggs, Johnnie Freeman, Josh McCown, Jason Pipkins, Keylon Kincaide, David Page, Billy Ford, Trent Joekel, Chris Cunningham, SMU, Opponents.

Table with columns: KICKOFF RETURNS, GP, NO, YDS, AVG, TD, LP. Rows include Chris Cunningham, Johnnie Freeman, Keylon Kincaide, Jason Pipkins, Michael Brown, John Hampton, Steve O'Neill, SMU, Opponents.

Table with columns: PUNT RETURNS, GP, NO, YDS, AVG, TD, LP. Rows include Chris Cunningham, SMU, Opponents.

Table with columns: DEFENSE, GP, SOLO, ASST, TOT, AVG, TFL, YDS, SACKS, YDS, PD, FF, FR. Rows include Vic Vitoria, Kevin Garrett, Brian Bischoff, Kevin Aldridge, Corey Riley, Leroy Price, Markus Pratt, Jonas Rutledge, Chris Post, Chase Schavarda, Lute Croy, Jarrian James, Warrie Birdwell, Matt Rushbrook, Tommy Dorsey, Ruben Moodley, Johnson Patman, D.D. Johnson, Shane O'Neill, Brent Briggs, James Orr, Khalid Beard, Billy Jack Williams, Keylon Kincaide, Justin Williams, Trent Hrcir, Steve O'Neill, John Hampton, Trent Joekel, Colin Vadheim, Derrice Randle, Joseph Medlin, Adam Walterscheid, Marcus Carter, Eric Peterson, SMU, Opponents.

Table with columns: INTERCEPTIONS, GP, NO, YDS, AVG, TD, LP. Rows include Ruben Moodley, Tommy Dorsey, Kevin Aldridge, Shane O'Neill, Jarrian James, Kevin Garrett, SMU, Opponents.

Table with columns: PUNTING, GP, NO, YDS, AVG, LP, BLK. Rows include Colin Vadheim, Team, SMU, Opponents.

Table with columns: KICKING, XP, 2PT, FG. Rows include Jacob Crowley, Josh McCown, David Page, SMU, Opponents.



2001 (4-7)

Table with columns: Date, Opponent, Score, Result, Time of Possession. Rows include games vs. La. Tech, TCU, NC St., Hawaii, San Jose St., UTEP, Nevada, Fresno St., Tulsa, Rice, and North Carolina.

^ At Independence Stadium (Shreveport, La.)
\* Home games at Gerald J. Ford Stadium
Total Avg: 19.329 - Home Avg: 17.386
Coach: Mike Cavan & Game Captains

TEAM STATS

Table comparing SMU and Opponents across various categories: First Downs, Rushing Yds., Passing Yds., etc.

SCORING BY QUARTERS

Table showing scoring by quarters for SMU and Opponent, including 1st, 2nd, 3rd, 4th, and OT.

INDIVIDUAL STATS

PASSING table with columns: GP, CMP, ATT, INT, PCT, YDS, TD, LP. Includes players like David Page, Kelan Luker, Adam Walterscheid.

RECEIVING table with columns: GP, REC, YDS, AVG, TD, LP. Includes players like Chris Cunningham, John Hampton, Billy Ford.

RUSHING table with columns: GP, ATT, NET, AVG, TD, LP. Includes players like ShanDerrick Charles, Keylon Kincaide, Kris Briggs.

OPPONENTS table with columns: GP, ATT, NET, AVG, TD, LP. Summary of opponent stats.

KICKOFF RETURNS table with columns: GP, NO, YDS, AVG, TD, LP. Includes players like Jonas Rutledge, Chris Cunningham.

PUNT RETURNS table with columns: GP, NO, YDS, AVG, TD, LP. Includes players like Chris Cunningham.

OPPONENTS table with columns: GP, NO, YDS, AVG, TD, LP. Summary of opponent stats.

DEFENSE table with columns: GP, SOLO, ASST, TOT, AVG, TFL, YDS, SACKS, YDS, PD, FF, FR. Includes players like Vic Vilorio, Kevin Aldridge, Corey Riley.

INTERCEPTIONS table with columns: GP, NO, YDS, AVG, TD, LP. Includes players like Shane O'Neill, Jonas Rutledge, Kevin Garrett.

PUNTING table with columns: GP, NO, YDS, AVG, LP, BLK. Includes players like Adam Walterscheid, Team.

KICKING table with columns: XP, 2PT, FG. Includes players like Jacob Crowley, Chris Cunningham.

2002 (3-9)

Table with columns: Date, Opponent, Score, Result, Time of Possession. Rows include games vs. Navy, Texas Tech, TCU, Oklahoma St., Hawaii, San Jose St., Fresno St., La. Tech, Rice, Nevada, UTEP, and Tulsa.

\* Home games at Gerald J. Ford Stadium
Total Avg: 24.275 - Home Avg: 18.292
Coach: Phil Bennett

TEAM STATS

Table comparing SMU and Opponents across various categories: First Downs, Rushing Yds., Passing Yds., etc.

SCORING BY QUARTERS

Table showing scoring by quarters for SMU and Opponent, including 1st, 2nd, 3rd, 4th, and OT.

INDIVIDUAL STATS

PASSING table with columns: GP, CMP, ATT, INT, PCT, YDS, TD, LP. Includes players like Tate Wallis, Richard Bartel.

RECEIVING table with columns: GP, REC, YDS, AVG, TD, LP. Includes players like Cody Cardwell, John Hampton, Daniel Francis.

RUSHING table with columns: GP, ATT, NET, AVG, TD, LP. Includes players like Keylon Kincaide, Trey Griffin, Johnnie Freeman.

OPPONENTS table with columns: GP, ATT, NET, AVG, TD, LP. Summary of opponent stats.

KICKOFF RETURNS table with columns: NO, YDS, AVG, TD, LP. Includes players like Jonas Rutledge, Johnnie Freeman.

PUNT RETURNS table with columns: NO, YDS, AVG, TD, LP. Includes players like Cody Cardwell, Billy Ford.

OPPONENTS table with columns: NO, YDS, AVG, TD, LP. Summary of opponent stats.

DEFENSE table with columns: GP, SOLO, ASST, TOT, AVG, TFL, YDS, SACKS, YDS, PD, FF, FR. Includes players like Vic Vilorio, Rico Harris, Ruben Moodley.

INTERCEPTIONS table with columns: NO, YDS, AVG, TD, LP. Includes players like Vic Vilorio, Kevin Garrett, Jamey Harper.

PUNTING table with columns: NO, YDS, AVG, LP, BLK. Includes players like Wesely Medlock, Earl Morris.

KICKING table with columns: XP, 2PT, FG. Includes players like Ryan Menzel, Leroy Price, Billy Ford.

OPPONENTS table with columns: NO, YDS, AVG, TD, LP. Summary of opponent stats.

OPPONENTS table with columns: NO, YDS, AVG, LP, BLK. Summary of opponent stats.



OUTLOOK

PLAYERS

COACHES

OPPONENTS

REVIEW

RECORDS

HISTORY

MEDIA

2003 (0-12)

Table with columns: Date, Location, Opponent, Score, Result, Time

\* Home games at Gerald J. Ford Stadium
Total Avg: 20.364 - Home Avg: 17.435
Coach: Phil Bennett

TEAM STATS

Table with columns: Team, Opponents, First Downs, (Rushing), (Passing), (Penalty), etc.

SCORING BY QUARTERS

Table with columns: Team, Opponent, 1st, 2nd, 3rd, 4th, OT, Total

Average Points Scored
SMU -- 11.2
Opponent -- 32.2

INDIVIDUAL STATS

Table with columns: PASSING, RECEIVING, RUSHING, KICKOFF RETURNS, PUNT RETURNS, KICKING, OPPONENTS

Table with columns: DEFENSE, INTERCEPTIONS, PUNTING, OPPONENTS

2004 (3-8)

Table with columns: Date, Location, Opponent, Score, Result, Time

\* Home games at Gerald J. Ford Stadium
Total Avg: 34.653 - Home Avg: 17.706
Coach: Phil Bennett

TEAM STATS

Table with columns: Team, Opponents, First Downs, (Rushing), (Passing), (Penalty), etc.

SCORING BY QUARTERS

Table with columns: Team, Opponent, 1st, 2nd, 3rd, 4th, OT, Total

Average Points Scored
SMU -- 18.4
Opponent -- 38.2

INDIVIDUAL STATS

Table with columns: PASSING, RECEIVING, RUSHING, KICKOFF RETURNS, PUNT RETURNS, KICKING, OPPONENTS

Table with columns: DEFENSE, INTERCEPTIONS, PUNTING, OPPONENTS



OUTLOOK

PLAYERS

COACHES

OPPONENTS

REVIEW

RECORDS

HISTORY

MEDIA

2005 (5-6)

Table with columns: Date, Location, Opponent, Score, Result, Time of Possession

\* Home games at Gerald J. Ford Stadium
Total Avg: 24.716 - Home Avg: 18.630
Coach: Phil Bennett

Captains: Tony Eckert, Rolando Humphrey, Brad Kleschnick, D.D. Lee, Ryan Mentzel, Jerad Romo & Don Stansbury

TEAM STATS

Table with columns: SMU, Opponents, First Downs, (Rushing), (Passing), (Penalty), etc.

SCORING BY QUARTERS

Table with columns: Team, 1st, 2nd, 3rd, 4th, OT, Total

Average Points Scored
SMU -- 20.8
Opponent -- 25.5

INDIVIDUAL STATS

PASSING table with columns: GP, CMP, ATT, INT, PCT, YDS, TD, LP

RECEIVING table with columns: GP, REC, YDS, AVG, TD, LP

RUSHING table with columns: GP, ATT, NET, AVG, TD, LP

KICKOFF RETURNS table with columns: NO, YDS, AVG, TD, LP

PUNT RETURNS table with columns: NO, YDS, AVG, TD, LP

KICKING table with columns: XP, 2PT, FG

DEFENSE table with columns: GP, SOLO, ASST, TOT, AVG, TFL, YDS, SACKS, YDS PD, FF, FR, SAF

INTERCEPTIONS table with columns: NO, YDS, AVG, TD, LP

PUNTING table with columns: NO, YDS, AVG, LP, BLK

2006 (6-6)

Table with columns: Date, Location, Opponent, Score, Result, Time of Possession

\* Home games at Gerald J. Ford Stadium
Total Avg: 30.094 - Home Avg: 15.428
Coach: Phil Bennett

Captains: Brandon Bonds, Bobby Chase, Johnnie Fitzgerald, Ryan Kennedy, Reynaldo Pellerin, Justin Rogers, Joe Sturdivant & Blake Warren

TEAM STATS

Table with columns: SMU, Opponents, First Downs, (Rushing), (Passing), (Penalty), etc.

SCORING BY QUARTERS

Table with columns: Team, 1st, 2nd, 3rd, 4th, OT, Total

Average Points Scored
SMU -- 27.1
Opponent -- 24.5

INDIVIDUAL STATS

PASSING table with columns: GP, CMP, ATT, INT, PCT, YDS, TD, LP

RECEIVING table with columns: GP, REC, YDS, AVG, TD, LP

RUSHING table with columns: GP, ATT, NET, AVG, TD, LP

KICKOFF RETURNS table with columns: NO, YDS, AVG, TD, LP

PUNT RETURNS table with columns: NO, YDS, AVG, TD, LP

KICKING table with columns: XP, 2PT, FG

DEFENSE table with columns: GP, SOLO, ASST, TOT, AVG, TFL, YDS, SACKS, YDS PD, FF, FR, SAF

INTERCEPTIONS table with columns: NO, YDS, AVG, TD, LP

PUNTING table with columns: NO, YDS, AVG, LP, BLK

DEFENSE table with columns: GP, SOLO, ASST, TOT, AVG, TFL, YDS, SACKS, YDS PD, FF, FR, SAF

INTERCEPTIONS table with columns: NO, YDS, AVG, TD, LP

PUNTING table with columns: NO, YDS, AVG, LP, BLK



OUTLOOK

PLAYERS

COACHES

OPPONENTS

REVIEW

RECORDS

HISTORY

MEDIA

2007 (I-11)

Table with columns: Date, Opponent, Score, Result, Time of Possession. Rows include Texas Tech, North Texas, TCU, Arkansas St., UTEP, Southern Miss, Tulane, Tulsa, Houston, Rice, UCF, Memphis.

\* Home games at Gerald J. Ford Stadium
Total Avg: 20,422 - Home Avg: 17,171
Coach: Phil Bennett

Captains: Thomas Morstead, Cory Muse, Ben Poynter & Justin Willis

TEAM STATS

Table comparing SMU and Opponents across various categories: First Downs, Rushing, Passing, Penalties, Rushing Att., Rushing Yds., Pass Comp., Passing Yds., Offense Plays, Punting, Fumbles, Sacks, 3rd Down, 4th Down, Time of Possession.

SCORING BY QUARTERS

Table showing average points scored by SMU and Opponent in each quarter (1st, 2nd, 3rd, 4th) and OT.

Average Points Scored
SMU -- 28.4
Opponent -- 39.8

INDIVIDUAL STATS

PASSING table with columns: Player, GP, CMP, ATT, INT, PCT, YDS, TD, LP. Includes Justin Willis, Zach Rhodes, Andrew Galloway, James Mapp, Team.

RECEIVING table with columns: Player, GP, REC, YDS, AVG, TD, LP. Includes Emmanuel Sanders, Zack Sledge, Columbus Givens, Devin Lowery, James Mapp, Vincent Chase, Aldrick Robinson, DelMyron Martin, Cedrick Dorsey, Zach Zimmerman, P. Fleming, Team.

RUSHING table with columns: Player, GP, ATT, NET, AVG, TD, LP. Includes Justin Willis, James Mapp, DelMyron Martin, Cedrick Dorsey, Chris Butler, Zach Rhodes, Emmanuel Sanders, Columbus Givens, Ryan Moczgamba, Team.

KICKOFF RETURNS table with columns: Player, NO, YDS, AVG, TD, LP. Includes Jessie Henderson, James Mapp, Zack Sledge, Cedrick Dorsey, Chris Butler, Aldrick Robinson, Andrew McKinney, Columbus Givens, Zach Zimmerman, Team.

PUNT RETURNS table with columns: Player, NO, YDS, AVG, TD, LP. Includes Emmanuel Sanders, Columbus Givens, Pete Fleps, Team.

KICKING table with columns: Player, XP, 2PT, FG. Includes Thomas Morstead, Team.

DEFENSE table with columns: Player, GP, SOLO, ASST, TOT, AVG, TFL, YDS, SACKS, YDS PD, FF, FR, SAF. Includes Bryce Hudman, Will Bonilla, Wilton McCray, Bryan McCann, Damon Hurst, Brandon Jones, David Haynes, Tyler Jones, Ryan Leonard, Jonathan Lindley, Charlie Berry, Justin Smart, Tony Hawkins, Youri Yengua, Ryan Leonard, Serge Elizee, Chris Parham, Cory Muse, Chase Kenemmer, Patrick Handy, Jordan Johnson, Pete Fleps, Andrew McKinney, Dennis Bell, Jackson Taylor, Kellis Cunningham, Taylor Bon, James Mapp, La'Cori Johnson, Mitch Enright, De Von Bailey, Justin Willis, Chris Butler, Jason Jackson, Zac Thomas, KJ Ellis, Caleb Peveto, Brayden Harris, Jessie Henderson, Columbus Givens, Zach Rhodes, Zack Sledge, Mario Walker, Kenard Burley, Anthony Sowe, Thomas Morstead, Emmanuel Sanders, Ryan Moczgamba, Team.

INTERCEPTIONS table with columns: Player, NO, YDS, AVG, TD, LP. Includes Bryan McCann, Will Bonilla, Jonathan Lindley, Bryce Hudman, Brandon Jones, Wilton McCray, Damon Hurst, Team.

PUNTING table with columns: Player, NO, YDS, AVG, LG, TD, BLK. Includes Thomas Morstead, Team.

DEFENSE table with columns: Player, GP, SOLO, ASST, TOT, AVG, TFL, YDS, SACKS, YDS PD, FF, FR, SAF. Includes Pete Fleps, Justin Smart, Youri Yengua, Chris Banjo, Serge Elizee, Dennis Bell, Rock Johnson, Will Bonilla, Tyler Jones, Bryan McCann, Chase Kenemmer, Taylor Thompson, Patrick Handy, Ryan Moczgamba, Julian Herron, Adrian Dizer, Jason Jackson, Keith Robinson, Torian Pittman, Deyon McElroy, Anthony Sowe, Tim Crosby, Chris Castro, Andrew McKinney, Patrick Fleming, Alex Odian, Seth Sloan, Jordan Johnson, Zac Thomas, Victor Jones, De Von Bailey, Chris Parham, Emmanuel Sanders, Kellis Cunningham, Chris Butler, Jay Angotti, DelMyron Martin, Mickey Dollens, Zach Zimmerman, Thomas Morstead, Aldrick Robinson, Bennie Thomas, Josh Bryant, Bryce Landry, John Nwisang, Sean Lewis, Mitch Enright, Shaun Moore, Cole Beasley, Terrance Wilkerson, Bradley Haynes, Bo Levi Mitchell, Jackson Taylor, Team.

INTERCEPTIONS table with columns: Player, NO, YDS, AVG, TD, LP. Includes Bryan McCann, Rock Dennis, Darius Bell, Tyler Jones, Justin Smart, Chris Banjo, Team.

PUNTING table with columns: Player, NO, YDS, AVG, LG, TD, BLK. Includes Thomas Morstead, Team.

2008 (I-11)

Table with columns: Date, Opponent, Score, Result, Time of Possession. Rows include Rice, Texas State, Texas Tech, TCU, Tulane, UCF, Tulsa, Houston, Navy, Memphis, UTEP, Southern Miss.

\* Home games at Gerald J. Ford Stadium
Total Avg: 27,165 - Home Avg: 19,780
Coach: June Jones

Captains: Bryan McCann, Thomas Morstead & Emmanuel Sanders

TEAM STATS

Table comparing SMU and Opponents across various categories: First Downs, Rushing, Passing, Penalties, Rushing Att., Rushing Yds., Pass Comp., Passing Yds., Offense Plays, Punting, Fumbles, Sacks, 3rd Down, 4th Down, Time of Possession.

SCORING BY QUARTERS

Table showing average points scored by SMU and Opponent in each quarter (1st, 2nd, 3rd, 4th) and OT.

Average Points Scored
SMU -- 21.3
Opponent -- 38.2

INDIVIDUAL STATS

PASSING table with columns: Player, GP, CMP, ATT, INT, PCT, YDS, TD, LP. Includes Bo Levi Mitchell, Logan Turner, Team.

RECEIVING table with columns: Player, GP, REC, YDS, AVG, TD, LP. Includes Emmanuel Sanders, Aldrick Robinson, Cole Beasley, Terrance Wilkerson, DelMyron Martin, Bradley Haynes, Justin Willis, Zach Zimmerman, Cole Loftin, Andrew McKinney, Josh Bryant, Chris Butler, B.J. Lee, Mario Walker, Team.

RUSHING table with columns: Player, GP, ATT, NET, AVG, TD, LP. Includes Andrew McKinney, DelMyron Martin, Bryce Landry, Logan Turner, Thomas Morstead, B.J. Lee, Justin Willis, Team.

KICKOFF RETURNS table with columns: Player, NO, YDS, AVG, TD, LP. Includes Jessie Henderson, Chris Butler, DelMyron Martin, Andrew McKinney, Mickey Dollens, Emmanuel Sanders, Team.

PUNT RETURNS table with columns: Player, NO, YDS, AVG, TD, LP. Includes Bryan McCann, Justin Willis, Emmanuel Sanders, Cole Beasley, DelMyron Martin, Chase Kenemmer, Team.

KICKING table with columns: Player, XP, 2PT, DXP, FG. Includes Thomas Morstead, Bo Levi Mitchell, Logan Turner, Darius Bell, Team.

DEFENSE table with columns: Player, GP, SOLO, ASST, TOT, AVG, TFL, YDS, SACKS, YDS PD, FF, FR, SAF. Includes Pete Fleps, Justin Smart, Youri Yengua, Chris Banjo, Serge Elizee, Dennis Bell, Rock Johnson, Will Bonilla, Tyler Jones, Bryan McCann, Chase Kenemmer, Taylor Thompson, Patrick Handy, Ryan Moczgamba, Julian Herron, Adrian Dizer, Jason Jackson, Keith Robinson, Torian Pittman, Deyon McElroy, Anthony Sowe, Tim Crosby, Chris Castro, Andrew McKinney, Patrick Fleming, Alex Odian, Seth Sloan, Jordan Johnson, Zac Thomas, Victor Jones, De Von Bailey, Chris Parham, Emmanuel Sanders, Kellis Cunningham, Chris Butler, Jay Angotti, DelMyron Martin, Mickey Dollens, Zach Zimmerman, Thomas Morstead, Aldrick Robinson, Bennie Thomas, Josh Bryant, Bryce Landry, John Nwisang, Sean Lewis, Mitch Enright, Shaun Moore, Cole Beasley, Terrance Wilkerson, Bradley Haynes, Bo Levi Mitchell, Jackson Taylor, Team.

INTERCEPTIONS table with columns: Player, NO, YDS, AVG, TD, LP. Includes Bryan McCann, Darius Bell, Tyler Jones, Justin Smart, Chris Banjo, Team.

PUNTING table with columns: Player, NO, YDS, AVG, LG, TD, BLK. Includes Thomas Morstead, Team.



OUTLOOK

PLAYERS

COACHES

OPPONENTS

REVIEW

RECORDS

HISTORY

MEDIA

2009 (8-5)

C-USA WESTERN DIVISION CO-CHAMPIONS

Table with columns: Date, Opponent, Score, Result, Time

Sheraton Hawaii Bowl

Table with columns: Date, Opponent, Score, Result, Time

\* Home games at Gerald J. Ford Stadium
Total Avg: 23.794 - Home Avg: 21.814

Coach: June Jones
Captains: Kelvin Beachum, Chase Kenemer & Emmanuel Sanders

TEAM STATS

Table with columns: Category, SMU, Opponents

SCORING BY QUARTERS

Table with columns: Team, Quarter, Points

Average Points Scored
SMU -- 29.2 | Opponent -- 27.6

INDIVIDUAL STATS

Table with columns: Category, Player, GP, CMP, ATT, INT, PCT, YDS, TD, LP

Table with columns: Category, Player, GP, SOLO, ASST, TOT, AVG, TFL, YDS, SACKS, YDS, PD, FF, FR, SAF

2010 (7-7)

C-USA WESTERN DIVISION CO-CHAMPIONS

Table with columns: Date, Opponent, Score, Result, Time

Conference USA Championship

Table with columns: Date, Opponent, Score, Result, Time

Bell Helicopter Armed Forces Bowl

Table with columns: Date, Opponent, Score, Result, Time

\* Home games at Gerald J. Ford Stadium
Total Avg: 23.721 - Home Avg: 23.515

Coach: June Jones
Captains: Kelvin Beachum, Pete Fleps & Game Captains

TEAM STATS

Table with columns: Category, SMU, Opponents

SCORING BY QUARTERS

Table with columns: Team, Quarter, Points

Average Points Scored
SMU -- 25.7 | Opponent -- 25.6

INDIVIDUAL STATS

Table with columns: Category, Player, GP, CMP, ATT, INT, PCT, YDS, TD, LP

Table with columns: Category, Player, GP, SOLO, ASST, TOT, AVG, TFL, YDS, SACKS, YDS, PD, FF, FR, SAF



OUTLOOK

PLAYERS

COACHES

OPPONENTS

REVIEW

RECORDS

HISTORY

MEDIA

2011 (8-5)

Table with 5 columns: Date, Opponent, Score, Result, Time. Rows include games at Texas A&M, UTEP, Northwestern State, Memphis, TCU, UCF, Southern Miss, Tulane, Navy, and Rice.

BBVA Compass Bowl

Table with 5 columns: Date, Opponent, Score, Result, Time. Row: 1/7 Pittsburgh (ESPN) 29,726 W 28-6

\* Home games at Gerald J. Ford Stadium

Total Avg: 29,275 - Home Avg: 20,894

Coach: June Jones

Captains: Kelvin Beachum, Chris Banjo & Game Captains

TEAM STATS

Table with 5 columns: Stat, SMU, Opponents. Rows include First Downs, Rushing, Passing, Rushing Att., Pass Comp., Passing Yds., Offense Plays, Punting, Fumbles, Penalties, Sacks, 3rd Down, 4th Down, and Time of Possession.

SCORING BY QUARTERS

Table with 6 columns: Team, 1st, 2nd, 3rd, 4th, OT, Total. Rows for SMU and Opponent.

Average Points Scored

SMU -- 25.8

Opponent -- 25.3

INDIVIDUAL STATS

Table with 10 columns: PASSING, GP, CMP, ATT, INT, PCT, YDS, TD, LP. Rows for J.J. McDermott, Kyle Padron, Stephen Kaiser, and SMU.

Table with 10 columns: RECEIVING, GP, REC, YDS, AVG, TD, LP. Rows for Cole Beasley, Darius Johnson, Terrance Wilkerson, Derrick Thompson, Jeremy Johnson, Zach Line, Keenan Holeman, Jared Williams, Bradley Haynes, and Artus Joseph.

Table with 10 columns: RUSHING, GP, ATT, NET, AVG, TD, LP. Rows for Zach Line, Jared Williams, Rishaad Wimbley, Bryce Lunday, Taylor Reed, Matt Stone, Kelly Turner, Cole Beasley, Billy Dugan, Kyle Padron, Darius Johnson, and J.J. McDermott.

Table with 10 columns: KICKOFF RETURNS, NO, YDS, AVG, TD, LP. Rows for James Richardson, Derrick Thompson, Aaron Davis, Kenneth Acker, Kevin Pope, Billy Dugan, Team, Bryce Lunday, and SMU.

Table with 10 columns: PUNT RETURNS, NO, YDS, AVG, TD, LP. Rows for Richard Crawford, Cole Beasley, Justin Sorrell, Chris Parks, and SMU.

Table with 10 columns: KICKING, XP, 2PT, FG. Rows for Chase Hoover, Brad Nandor, Mike Loftus, and SMU.

Table with 13 columns: DEFENSE, GP, SOLO, ASST, TOT, AVG, TFL, YDS, SACKS, YDS, PD, FF, FR, SAF. Rows for Taylor Reed, Ja'Gared Davis, Chris Banjo, Cameron Rogers, Ryan Smith, Kenneth Acker, Richard Crawford, Marcus Frazier, Taylor Thompson, Randall Joyner, Kevin Pope, Torian Pittman, Justin Sorrell, Marcus Hunt, Victor Jones, Aaron Davis, Stephon Sanders, Jay Scott, Szymon Czerniak, Chris Parks, Cody Worthen, Uchenna Nwabuke, Brett Hanness, Chris Castro, Keith Robinson, Bryce Lunday, Byron Brown, Beau Barnes, Bradley Haynes, J.J. McDermott, Zach Line, Darius Johnson, Mike Loftus, Mark Voosen, Lincoln Schick, Kelly Turner, Matt Stone, Jeremy Johnson, Darrian Wright, Hayden Greenbauer, Randy McKinnon, Kevin Grenier, Cameron Smith, Cole Beasley, Terrance Wilkerson, Bryan Collins, James Richardson, Blake M. Junkin, and J.T. Brooks.

Table with 13 columns: INTERCEPTIONS, NO, YDS, AVG, TD, LP. Rows for Ja'Gared Davis, Richard Crawford, Stephon Sanders, Kenneth Acker, SMU, and OPPONENTS.

Table with 13 columns: PUNTING, NO, YDS, AVG, LP, BLK. Rows for Matt Stone, J.J. McDermott, SMU, and OPPONENTS.

2012 (7-6)

Table with 5 columns: Date, Opponent, Score, Result, Time. Rows include games at Baylor, Stephen F. Austin, Texas A&M, TCU, UTEP, Tulane, Houston, Memphis, UCF, Southern Miss, Rice, and Tulsa.

Sheraton Hawaii Bowl

Table with 5 columns: Date, Opponent, Score, Result, Time. Row: 12/24 Fresno State (ESPN) 30,024 W 43-10

\* Home games at Gerald J. Ford Stadium

Total Avg: 26,632 - Home Avg: 21,292

Coach: June Jones

Captains: Kelvin Beachum, Chris Banjo & Game Captains

TEAM STATS

Table with 5 columns: Stat, SMU, Opponents. Rows include First Downs, Rushing, Passing, Rushing Att., Pass Comp., Passing Yds., Offense Plays, Punting, Fumbles, Penalties, Sacks, 3rd Down, 4th Down, and Time of Possession.

SCORING BY QUARTERS

Table with 6 columns: Team, 1st, 2nd, 3rd, 4th, OT, Total. Rows for SMU and Opponent.

Average Points Scored

SMU -- 30.5

Opponent -- 25.7

INDIVIDUAL STATS

Table with 10 columns: PASSING, GP, CMP, ATT, INT, PCT, YDS, TD, LP. Rows for Garrett Gilbert, Connor Preston, and SMU.

Table with 10 columns: RECEIVING, GP, REC, YDS, AVG, TD, LP. Rows for Jeremy Johnson, Darius Johnson, Derrick Thompson, Zach Line, Keenan Holeman, Austin Fuller, Gehrig Dieter, Darius Johnson, Cole Loftin, Rishaad Wimbley, Ryan Walker, and SMU.

Table with 10 columns: RUSHING, GP, ATT, NET, AVG, TD, LP. Rows for Zach Line, Garrett Gilbert, Luke Seeker, Rishaad Wimbley, Billy Dugan, Connor Preston, and SMU.

Table with 10 columns: KICKOFF RETURNS, NO, YDS, AVG, TD, LP. Rows for Blake Poston, Kenneth Acker, Darius Johnson, Darrian Wright, Ryan Smith, Jeremy Gray, and SMU.

Table with 10 columns: PUNT RETURNS, NO, YDS, AVG, TD, LP. Rows for Blake Poston, Kenneth Acker, Darius Johnson, Darrian Wright, Ryan Smith, Jeremy Gray, and SMU.

Table with 10 columns: KICKING, XP, 2PT, FG. Rows for Chase Hoover, Nick Sotta, SMU, and OPPONENTS.

Table with 13 columns: DEFENSE, GP, SOLO, ASST, TOT, AVG, TFL, YDS, SACKS, YDS, PD, FF, FR, SAF. Rows for Taylor Reed, Randall Joyner, Ja'Gared Davis, Jay Scott, Kenneth Acker, Stephon Sanders, Chris Parks, Aaron Davis, Torian Pittman, Marcus Hunt, Hayden Greenbauer, Kevin Grenier, Cody Worthen, Kevin Pope, Ryan Smith, Cameron Rogers, Shaquell Randolph, Beau Barnes, Keith Robinson, Darrian Wright, Brett Hanness, Jonathan Yenga, Jeremy Gray, Zach Wood, Zach Line, Taylor Lasecki, Gareth Riley-Ayers, Brandon Henderson, Robert Scalls, Ryan Walker, Blake Poston, Garrett Gilbert, Spencer Conley, John Bordano, Mark Voosen, Derek Longoria, Derrick Thompson, Andrew McClenghen, Rishaad Wimbley, Austin Fuller, Team, Chase Hoover, Ben Gotschalk, Daniel Roundtree, and SMU.

Table with 13 columns: INTERCEPTIONS, NO, YDS, AVG, TD, LP. Rows for Taylor Reed, Randall Joyner, Kenneth Acker, Ryan Smith, Ja'Gared Davis, Cameron Rogers, Brett Hanness, Hayden Greenbauer, Darrian Wright, Jay Scott, Marcus Hunt, Jeremy Gray, Stephon Sanders, and SMU.

Table with 13 columns: PUNTING, NO, YDS, AVG, LP, BLK. Rows for Matt Stone, J.J. McDermott, SMU, and OPPONENTS.





OUTLOOK

PLAYERS

COACHES

OPPONENTS

REVIEW

RECORDS

HISTORY

MEDIA

2013 (5-7)

Table with columns: Date, Opponent, Score, Result, Time of Possession. Rows include Texas Tech, Montana State, TCU, Rutgers, Memphis, Temple, Cincinnati, Connecticut, USF, Houston, UCF.

\* Home games at Gerald J. Ford Stadium
Total Avg: 28.326 - Home Avg: 18,724
Coach: June Jones

Captains: Garrett Gilbert, Randall Joyner & Game Captains

TEAM STATS

Table comparing SMU and Opponents across various categories: First Downs, Rushing, Passing, Punting, Fumbles, Penalties, Sacks, 3rd Down, 4th Down, Time of Possession.

SCORING BY QUARTERS

Table showing average points scored per quarter for SMU and Opponent.

Average Points Scored
SMU -- 26.8
Opponent -- 33.3

INDIVIDUAL STATS

PASSING: Garrett Gilbert, Neal Burcham, Garrett Kritchik, Team. Columns: GP, CMP, ATT, INT, PCT, YDS, TD, LP.

SMU OPPONENTS: 12 400 619 12 646 4097 23 79

RECEIVING: Jeremy Johnson, Darius Joseph, Keenan Holeman, Derrick Thompson, K.C. Niemchi, Stephen Nelson, Prescott Line, Colin Lagasse, JaBrayce Taylor, Deion Sanders Jr., Jeremiah Gaines, Traylon Shead, Kevin Pope, Ryan Walker, Arius Holleman, Nick Reed.

SMU OPPONENTS: 12 286 3262 11.4 23 79

RUSHING: Prescott Line, Garrett Gilbert, K.C. Niemchi, Traylon Shead, Kevin Pope, JaBrayce Taylor, Colin Lagasse, Mike Loftus, Deion Sanders Jr., Darius Joseph, Team, Neal Burcham.

SMU OPPONENTS: 12 446 1689 3.8 23 50

KICKOFF RETURNS: Deion Sanders Jr., JaBrayce Taylor, Aaron Stallford, JR Richardson, Cedric Lancaster, Kevin Pope, Derek Longoria.

SMU OPPONENTS: 37 805 21.8 1 45

PUNT RETURNS: JaBrayce Taylor, Kenneth Acker, Blake Proton, Cedric Lancaster, Aje Montes, SMU, OPPONENTS.

DEFENSE: Randall Joyner, Kevin Pope, Stephon Sanders, Jay Scott, Zach Wood, Jonathan Yenga, Kenneth Acker, Beau Barnes, Hayden Greenbauer, Chris Parks, Shakiel Randolph, Darrian Wright, Robert Seals, Aje Montes, Brandon Henderson, Elie Nabushosi, Zelt Minor, Andrew McClenghen, Jordan Miller, John Bardoano, Cameron Smith, Jeremy Johnson, Horace Richardson, Derek Longoria, Nick Reed, Troy Castle, Ryan Walker, Darrion Richardson, Stephen Nelson, AJ Justice, Jackson Mitchell, Jarvis Pruitt, Garrett Riley-Ayers, Jeremy Johnson, Lincoln Richard, Jarrett Spencer, Ben Gottschalk, Mike Loftus, Keenan Holeman, Jordan Lotzka, Prescott Line, SMU, OPPONENTS.

INTERCEPTIONS: Kenneth Acker, Jay Scott, Stephon Sanders, Aje Montes, Beau Barnes, Randal Joyner, Hayden Greenbauer, Darrion Richardson, SMU, OPPONENTS.

PUNTING: Mike Loftus, Chase Hover, Garrett Gilbert, Team, SMU, OPPONENTS.

KICKING: Chase Hover, Jeremy Johnson, Garrett Gilbert, SMU, OPPONENTS.

2014 (1-11)

Table with columns: Date, Opponent, Score, Result, Time of Possession. Rows include Baylor, North Texas, Texas A&M, TCU, East Carolina, Cincinnati, Memphis, Tulsa, USF, UCF, Houston, Connecticut.

\* Home games at Gerald J. Ford Stadium
Total Avg: 25.870 - Home Avg: 21,528
Coach: June Jones (first two games), Tom Mason (last 10 games)

Captains: Kevin Pope, Stephon Sanders & Game Captains

TEAM STATS

Table comparing SMU and Opponents across various categories: First Downs, Rushing, Passing, Punting, Fumbles, Penalties, Sacks, 3rd Down, 4th Down, Time of Possession.

SCORING BY QUARTERS

Table showing average points scored per quarter for SMU and Opponent.

Average Points Scored
Points Per Game
Points Off Turnovers

INDIVIDUAL STATS

PASSING: Garrett Kritchik, Matt Davis, Neal Burcham, Kevin Cassel, SMU, OPPONENTS.

RECEIVING: Darius Joseph, Derrick Thompson, Stephen Nelson, Deion Sanders, Vajie Halverson, K.C. Niemchi, Cedric Lancaster, Prescott Line, Shelby Walker, Kevin Pope, Ryheem Malone, Dajuan Stewart, Jeremiah Gaines, Darius Dural, Luke Seeker, Courland Sutton, Aaron Stallford, Justin Lawler, Taylor Lasecki, SMU, OPPONENTS.

RUSHING: Matt Davis, Prescott Line, K.C. Niemchi, Kevin Pope, Garrett Kritchik, Luke Seeker, Jackson Koonce, Darius Joseph, Derrick Thompson, Darius Dural, TEAM, Kinsey Cassel, Neal Burcham, SMU, OPPONENTS.

KICKOFF RETURNS: Deion Sanders, Aaron Stallford, Darius Dural, Dajuan Stewart, Ryheem Malone, Derek Longoria, Kevin Pope, Darius Joseph, SMU, OPPONENTS.

PUNT RETURNS: Dajuan Stewart, Cedric Lancaster, Der rick Thompson, SMU, OPPONENTS. KICKING: Cody Rademacher, Justin Lawler, SMU, OPPONENTS.

DEFENSE: Hayden Greenbauer12, Stephon Sanders, Darrion Richardson, Jonathan Yenga, Robert Seals, John Bardoano, Zach Wood, Blason Gentry, Aje Montes, Darrian Wright, Horace Richardson, Andrew McClenghen, Cameron Nwosu, Justin Lawler, Jesse Montgomery, JR Richardson, Derek Longoria, AJ Justice, Troy Castle, Shakiel Randolph, Beau Barnes, Caleb Luasosopp, Jackson Mitchell, Jordan Miller, Nick Horton, Jarvis Pruitt, Zelt Minor, Anthony Rhone, Spencer Hollie, Elie Nabushosi, Cameron Smith, RC Coit, Trey Washington, Luke Seeker, Stephen Nelson, Darrion Richardson, Jeremiah Gaines, Myles Crosby, Prescott Line, Adam Whitehead, Courland Sutton, Chris Hipps, Carlos Carroll, Der rick Thompson, Cedric Lancaster, Gareth Riley-Ayers, Spencer Conley, K.C. Niemchi, Darius Joseph, Nick Reed, TEAM, SMU, OPPONENTS.

INTERCEPTIONS: Horace Richardson, Hayden Greenbauer, Darrion Richardson, John Bardoano, Stephon Sanders, SMU, OPPONENTS.

PUNTING: J. Koonce, C. Rademacher, G. Kritchik, SMU, OPPONENTS.



OUTLOOK

PLAYERS

COACHES

OPPONENTS

REVIEW

RECORDS

HISTORY

MEDIA

2015 (2-10)

Table with columns for date, opponent, score, and result for the 2015 season.

\* Home games at Gerald J. Ford Stadium
Total Avg: 25,902 - Home Avg: 21,043

Coach: Chad Morris

Captains: Justin Lawler, Matt Davis, Courtland Sutton, Zach Wood, Chad Hedlund

TEAM STATS

Team statistics table comparing SMU and Opponents across various metrics like First Downs, Rushing, Passing, etc.

SCORING BY QUARTERS

Scoring by quarters table showing points scored in each quarter for SMU and Opponents.

Average Points Scored
SMU -- 27.8
Opponent -- 45.7

Individual stats table for passing: GP, CMP, ATT, INT, PCT, YDS, TD, LP.

Individual stats table for receiving: GP, REC, YDS, AVG, TD, LP.

Individual stats table for rushing: GP, ATT, NET, AVG, TD, LP.

Individual stats table for kickoff returns: NO, YDS, AVG, TD, LP.

Individual stats table for punt returns: NO, YDS, AVG, TD, LP.

Defense individual stats table: GP, SOLO, ASST, TOT, AVG, TFL, YDS, SACKS, YDS, PD, FF, FR, SAF.

Interceptions table: NO, YDS, AVG, TD, LP.

Punting table: NO, YDS, AVG, LP, BLK.

Kicking table: XP, 2PT, FG.

2016 (5-7)

Table with columns for date, opponent, score, and result for the 2016 season.

Total Avg: 26,972 Home Avg: 23,712
Coach: Chad Morris

Captains: Justin Lawler, Darrion Millines, Jackson Mitchell & Courtland Sutton

TEAM STATS

Team statistics table comparing SMU and Opponents across various metrics like First Downs, Rushing, Passing, etc.

SCORING BY QUARTERS

Scoring by quarters table showing points scored in each quarter for SMU and Opponents.

Average Points Scored
Points Per Game 27.7 36.2
Points Off Turnovers 92 95

Individual stats table for passing: GP, CMP, ATT, INT, PCT, YDS, TD, LP.

Individual stats table for receiving: GP, ATT, GAIN, NET, AVG, TD, LP.

Individual stats table for rushing: GP, ATT, YDS, AVG, TD, LP.

Individual stats table for punt returns: NO, YDS, AVG, TD, LP.

Individual stats table for interceptions: NO, YDS, AVG, TD, LP.

Individual stats table for kickoff returns: NO, YDS, AVG, TD, LP.

Defense individual stats table: GP, SOLO, ASST, TOT, TFL, YDS, SACKS, YDS, PD, FF, FR, SAF.

Interceptions table: NO, YDS, AVG, TD, LP.

Punting table: NO, YDS, AVG, LP, TB, FC, I20, 50+, BLKD.

Kicking table: FG, 2PT, XP.

# THE HISTORY OF SMU FOOTBALL

## 1910s

On the morning of Sept. 14, 1915, coach Ray Morrison held his first practice, thus marking the birth of the SMU football program. Morrison came to the school in June of 1915 when he became the coach of the University's football, basketball, baseball and track teams, as well as an instructor of mathematics. A former All-Southern quarterback at Vanderbilt, Morrison immediately installed the passing game at SMU. A local sportswriter nicknamed the team "the Parsons" because the squad was composed primarily of theology students. SMU was a member of the Texas Intercollegiate Athletic Association, which ruled that neither graduate nor transfer students were eligible to play. Therefore, the first SMU team consisted entirely of freshmen. The Mustangs played their first game Oct. 10, 1915, dropping a 43-0 decision to TCU in Fort Worth. SMU bounced back in its next game, its first at home, to defeat Hendrix College, 13-2. Morrison came to be known as "the father of the forward pass" because of his use of the passing game on first and second downs instead of as a last resort.

- During the 1915 season, the Mustangs posted a record of 2-5 and scored just three touchdowns while giving up 131 points. SMU recorded the first shutout in school history with a 7-0 victory over Dallas University that year.
- SMU finished the 1916 season 0-8-2 and suffered its worst loss ever, a 146-3 drubbing by Rice. The Mustangs were outscored, 455-27, by their opponents while managing ties against Austin College (0-0) and Southwestern (9-9). Ray Morrison left SMU following the 1916 season to work with the Army YMCA at Fort Oglethorpe, Ga., as Director of Sports and Recreation. He returned to SMU in 1920 to organize a Department of Physical Education.
- J. Burton Rix became the second head football coach in 1917 and guided SMU to its first winning season (3-2-3).
- In 1918, SMU became a member of the Southwest Conference, joining Baylor, Rice, Texas, Texas A&M, Arkansas and Oklahoma A&M (which later became Oklahoma State).

Record for the decade: 14-21-6



Ray Morrison was SMU's first football coach and also coached the basketball, baseball & track teams on the Hilltop



Ownby Stadium was built in 1926


## 1920s

The 1920s brought the first two Southwest Conference football championships and a new stadium to the Hilltop. After Rix led the Ponies to a combined 4-11-3 record in the decade's first two years, Ray Morrison returned as coach in 1922 and guided SMU to the first of 10 consecutive winning seasons. Sportswriters billed the Mustangs the "Aerial Circus," in reference to Morrison's passing offense. At a time when most teams threw the ball five or six times per game, SMU passed between 30 and 40 times per contest. The Mustangs recorded a perfect 9-0 mark and won the school's first conference title one year later in 1923.

In 1926, Ownby Stadium was built, named after SMU alumnus and strong supporter of athletics Jordan C. Ownby. SMU defeated North Texas State Teachers College, 42-0, Sept. 24, 1926, in the first game at Ownby. Quarterback Gerald Mann, known as "The Little Red Arrow" because of his strong, accurate passing, was a member of the first Mustang team to play in Ownby Stadium and, as part of his scholarship chores, helped plant the grass on the stadium playing field. SMU steamrolled over its first three opponents that year, shutting out North Texas State, Trinity and Centenary by a combined score of 127-0. Missouri was the only roadblock for the Mustangs in their 8-0-1 season, managing a 7-7 tie.

- In 1922, end Gene Bedford and back Logan Stollenwerck were named first-team All-Southwest Conference, becoming the first Mustang players to achieve that honor. Bedford became the first player from SMU to play professionally when he played for the Rochester Jeffersons in 1925.
- The Mustangs made their first bowl appearance in 1924, playing against West Virginia Wesleyan in the Dixie Classic on New Year's Day. The game, played at Fair Park Stadium in Dallas, was the predecessor to the Cotton Bowl. WVW spoiled SMU's 18-game unbeaten streak with a 9-7 victory.
- In the spring of 1926, Morrison decided that it would be important to find a left-handed quarterback for the upcoming Southwest Conference season. Gerald Mann, who was the Mustangs' right-handed quarterback, told Morrison that he would have his left-handed quarterback before the season began. Not eager to lose his duty as signal-caller, Mann reported to fall practice ready to throw left-handed.
- Guard Choc Sanders became SMU's first All-America player in 1928. Sanders was also the Southwest Conference's first All-America selection. Tackle Marion Hammon became the Mustangs' second All-American one year later.

Record for the decade: 56-22-16



SMU and Stanford fans packed the 1936 Rose Bowl

### 1930s

The Mustang football program continued its rapid ascent to national prominence during the 1930s. SMU won its first national championship in 1935 after posting a 12-win season under the guidance of first-year head coach Matty Bell. Known as a player's coach, Bell brought discipline to his team, and he spent time listening and talking to his players. Fullback Harry Shuford and tackle Truman "Big Dog" Spain were two prominent players on the national championship team. A tri-captain, Shuford was the Mustangs' best running back during the 1935 season, but injury forced him to miss the season's most critical contest.

The Mustangs, ranked No. 1 in the country, played second-ranked TCU and its star quarterback, Sammy Baugh, for the unofficial national championship and the right to play in the Rose Bowl Jan. 1, 1936, against Stanford. Bobby Wilson scored two touchdowns to give SMU a 14-0 lead before Baugh rallied the Horned Frogs to a 14-14 tie. Early in the fourth quarter, Bob Finley connected on a long pass to Wilson after the Mustangs faced a fourth down at the TCU 39. Wilson caught the ball at the five and rolled into the end zone as the Mustangs held on to win, 20-14, and earned a trip to the Rose Bowl. Despite entering the game as heavy favorites, the Ponies were upset by Stanford, 7-0, with Cardinal quarterback Bill Paulman scoring the game's only touchdown on a first-quarter run. While the loss constituted the only blemish on a 12-1 season, SMU was able to pay off its 10-year debt on Ownby Stadium with the check the University received from competing in the Rose Bowl.



Matty Bell led SMU to the 1935 National Title and later coached Doak Walker to the Heisman Trophy

- Prior to becoming the head coach at SMU in 1935, Matty Bell served as the head coach at TCU (1923-1928) and Texas A&M (1929-33). Bell arrived at SMU in 1934 and served one season as the line coach.
- Three SMU players earned All-America status in 1935: tackle Truman Spain, guard J.C. Wetsel and back Bobby Wilson. Wilson, who scored all three Mustang touchdowns in the dramatic 20-14 win over TCU, went on to play one year of pro football for the Brooklyn Dodgers in 1936.
- SMU won its third Southwest Conference championship in 1931 after finishing the season with a 9-1-1 mark. The Mustangs struggled the next two seasons, posting a 3-7-2 record in 1932 and a 4-7-1 record in 1933.
- Harry Shuford was drafted by the Philadelphia Eagles in 1936 and, despite the team's efforts to sign him to a contract, opted to attend law school at SMU. Shuford overcame the prevailing thought that a football player could not succeed in law school and finished first in his class in 1939.

Record for the decade: 64-38-9

### 1940s

While the 1930s established SMU's position on the national football map, the 1940s ensured its permanent inclusion. A conference co-championship in 1940 served as a solid beginning to the new decade, but was followed by six consecutive losing seasons from 1941 through 1946. World War II resulted in the loss of Bell for three years (1942-45) when he left the Hilltop to join the Navy reserves. Bell returned to SMU in 1945 and took on an additional role as the University's athletic director. The 1947 season brought new hope and the emergence of a legend in Doak Walker. The only three-time All-American in SMU history, Walker led the Mustangs to consecutive Southwest Conference championships in 1947 and 1948. Over the course of his career at SMU, Walker rushed for 1,954 yards, passed for 1,638 yards, scored 288 points, punted for a 39.4 average, and kicked field goals and extra points. He is also the Mustangs' all-time leader in punt return yards with 750. Walker's exploits earned him the Heisman Trophy in 1948 and led to his number, 37, being retired at SMU. Led by Walker, Kyle Rote, Dick McKissack and Paul Page, the Mustang backfield combined hard running with tricky reverse and gadget plays to wreak havoc on opposing defenses in the latter part of the decade.

- Walker was a high school teammate of Bobby Layne at Highland Park High School in Dallas. The two were matched against each other in Walker's first collegiate game in 1945 when Layne was the quarterback at Texas. Although UT won the game, 12-7, Walker scored the Mustangs' only touchdown and kicked the extra point. Walker and Layne were reunited as teammates when both played for the Detroit Lions in the early 1950s.
- After playing their home games since 1926 at Ownby Stadium, the Mustangs moved to the Cotton Bowl in 1948 and remained there for 31 years. For almost a half-century, the last game played at Ownby was Oct. 2, 1948, when SMU defeated Texas Tech, 41-6. Because of his immense popularity, the Cotton Bowl became known as "The House That Doak Built."
- Following the 1947 and 1948 seasons, SMU played in back-to-back Cotton Bowls. The Mustangs were matched against Penn State in the 1948 game, tying the Nittany Lions, 13-13. Walker threw a 53-yard touchdown pass and scored on a two-yard run, but Penn State's Elwood Petchel matched Walker by tossing scoring passes of 38 and six yards. The 1949 Cotton Bowl paired SMU with Oregon and its star quarterback, Norm Van Brocklin. The Mustangs won 21-13.

Record for the decade: 58-46-10

### 1950s

After playing alongside Doak Walker the previous two seasons, Kyle Rote was given his chance to be the featured back in 1950. Rote, who led the Southwest Conference with 777 yards rushing in 1949, was named an All-American following the 1950 season.

As the Walker-Rote era came to an end, so began a new period of Mustang gridiron greats including Fred Benners, Forrest Gregg, Raymond Berry and Don Meredith. One of the most prolific passers in Mustang history, Benners completed 109 passes in 108 minutes played in 1950. A two-time All-Southwest Conference selection, Forrest Gregg was a two-way player at both offensive and defensive tackle from 1952-55. At first, he was not offered a full scholarship by SMU upon graduation from Sulphur Springs High School, and was leaning toward attending Texas A&M. However, chief recruiter Herman "Sleepy" Morgan, recognizing Gregg's infinite potential, ultimately lured him to the Hilltop with an offer of a full scholarship. Despite the fact that Berry caught just 11 passes for 144 yards during his junior season and had never started a game in his career, his teammates elected him as a co-captain in 1954. With that vote of confidence, Berry went on to earn All-Southwest Conference and Academic All-America accolades. He was a 20th-round draft choice of the Baltimore Colts in 1955 and was elected to the Pro Football Hall of Fame in 1973. Don Meredith was a two-time All-American in 1958 and 1959, and his 61% career completion percentage is still among the greatest of any passers in Mustang history. One of his best attributes was his running ability, which increased the pressure on opposing defenses.



Kyle Rote (44) was named an All-American following the 1950 season

- After Bell decided to relinquish his duties as head football coach to devote himself full-time to his responsibilities as athletic director, three different head coaches guided the Mustangs in the 1950s: H.N. "Rusty" Russell (1950-52), Chalmer Woodard (1953-56) and Bill Meek (1957-61). Bell's 127 career wins and 65.3% winning percentage are among the best in SMU's coaching records.
- While Meek's teams won just 17 of 50 games during his tenure, he was responsible for installing an early version of the Run-and-Shoot offense during Don Meredith's sophomore season. Meek employed a spread formation, using a receiver wide to each side and one in the slot on each side.
- In his first varsity season in 1957, Meredith set an SWC single-season record by connecting on 71 of 102 passes for a .696 completion percentage. During his Mustang career, Meredith also returned kickoffs, punted and kicked.
- Quarterback Fred Benners led the Mustangs to perhaps their greatest win of the decade when he completed 22 of 42 passes for 336 yards to beat Notre Dame, 27-20, in South Bend Oct. 13, 1951.

Record for the decade: 47-48-5

**1960s**


The first two years of the decade found the Mustangs shackled with mounting losses and sagging attendance. In 1960, SMU finished 0-9-1 and average home attendance fell below 30,000 for the first time since 1946.

Following a 2-7-1 season in 1961, SMU introduced Hayden Fry as the Mustangs' eighth head coach. Fry lifted SMU back to national prominence in 1966, when SMU was ranked ninth in the nation and won its first conference championship in 18 years. Jerry LeVias became the first African-American player in the Southwest Conference to receive an athletic scholarship in 1965 after choosing SMU largely because of its accounting program. As a senior in 1968, LeVias caught 80 passes for a school-record 1,131 yards when he was selected both an All-American and Academic All-American. Combined with quarterback Chuck Hixson, LeVias helped lead the Mustangs to a 28-27 win over Oklahoma in the 1968 Astro-Bluebonnet Bowl, giving SMU its first bowl victory since the 1949 Cotton Bowl. Hixson was just a sophomore in 1968, but he finished the season as the nation's leading passer by completing 265 of 468 attempts for 3,103 yards.

October 11, 1963, provided the SMU football program with perhaps its most memorable game when the Mustangs hosted fourth-ranked Navy and its heralded quarterback, Roger Staubach at the Cotton Bowl. On its way to a 4-7 season, SMU was given little chance to beat the Midshipmen. Little-known sophomore John Roderick rushed for 146 yards on 11 carries and scored on touchdown runs of 45 and two yards for the Mustangs. The SMU defense, led by Bob Oylar, Martin Cude, Bill Harlan, Harold Magers and Doug January, sent Staubach to the bench twice with a dislocated left shoulder. Trailing, 28-26, with 2:52 remaining in the game, SMU had one last chance to pull off the upset. Quarterback Danny Thomas threw to Billy Gannon, who ran to the Navy 46. On the next play, Roderick took a pitchout 23 yards to the 23. After a pass interference penalty against Navy put the ball on the one-yard line, Gannon plowed over right tackle for the winning touchdown with 2:05 left. The SMU defense held off Staubach's valiant effort to rally his team for one last score, as the Mustangs pulled off the 32-28 upset.

- Jerry LeVias and John LaGrone were the only three-time All-SWC selections of the decade. LaGrone was also the first Mustang player to be selected as both an All-American and Academic All-American when he was honored following the 1966 season.
- Led by LeVias and Chuck Hixson, the 1968 Mustangs eclipsed the 300-point barrier for the first time in school history, scoring 311 points. In addition to his 1,131 receiving yards, LeVias set school records for receptions in a game (15 vs. Ohio State) and receiving yards in a game (213 vs. N.C. State).

Record for the decade: 35-65-3



John Roderick (23) scored twice in SMU's upset of fourth-ranked Navy in 1963

## 1970s

Over the course of the 1970s, the SMU football program was shaped by outstanding individual performances and the birth of "Mustang Mania" on the Hilltop.

Chuck Hixson ended his SMU career in 1970 as the Mustangs' career leader in total offense with 7,179 yards. Alvin Maxson helped fill the void left by Hixson's absence by becoming the first Mustang to rush for 1,000 yards in consecutive seasons when he rushed for 1,012 in 1971 and 1,005 in 1972. In the process, he helped the Mustangs to back-to-back winning seasons for the first time since 1958-59.

Defensively, Robert Popelka, Louie Kelcher and Putt Choate starred for the Mustangs in the 1970s. All three were two-time All-Southwest Conference performers during their careers at SMU.

Ron Meyer was hired as SMU's 10th head coach in January of 1976 and was given the responsibility of establishing a championship reign on the Hilltop. His ability to recruit players such as Mike Ford and Emanuel Tolbert helped build the foundation of "Mustang Mania." A highly-touted quarterback recruit from Mesquite High School, Ford was the nation's second-ranked passer in 1978, when he threw for 3,007 yards. His main target was Tolbert, an All-American with blazing speed.

Home attendance jumped from 26,000 to 52,000 in 1978 and "Mustang Mania" ushered a new era in SMU football the following season, when the Mustangs began playing all of their home games at Texas Stadium.

Accompanying the move to a new stadium in 1979 was a freshman class which would lift SMU football to new heights. Freshmen Eric Dickerson and Craig James combined to rush for 1,239 yards in 1979, and the "Pony Express" was born.

- Tailback Arthur Whittington finished second in the nation in all-purpose running to Pittsburgh's Tony Dorsett in 1976 with 167.5 yards a game. Whittington finished his SMU career in 1977 as the Mustangs' all-time leader in kickoff return yards with 1,649.
- A four-year starter from 1973-76, Ricky Wesson became the first Mustang quarterback to accumulate more yards rushing than passing in a single season in 1974. Wesson rushed for 885 yards while passing for 688. He became the fourth player in SMU history to lead the Mustangs in rushing and passing in the same season.
- Putt Choate became the first Mustang defender to record more than 200 tackles in a season when he made 253 in 1978. Choate finished his career with 649 stops.
- Despite coming from different backgrounds, Eric Dickerson and Craig James shared similar success before arriving at SMU. Both led their high schools to undefeated 15-0 seasons and state championships as seniors. In three years at Sealy High School, Dickerson rushed for 5,875 yards and 84 touchdowns. James collected 2,411 yards and 35 TDs during his senior season at Stratford High School in Houston.

Record for the decade: 48-59-3



Under Hayden Fry, Chuck Hixson set numerous records on the Hilltop



Eric Dickerson (pictured) and Craig James teamed to form the "Pony Express" from 1979 to 1982

## 1980s

There was a great deal of optimism surrounding the SMU football program in 1980. Eric Dickerson and Craig James gave the Mustangs one of the nation's top backfield duos and Mike Ford returned to the team after a knee injury limited him to just two starts in 1979. Leading the defense were future All-Americans John Simmons and Harvey Armstrong. The Mustangs parlayed their talent into an 8-4 record and the school's first national ranking (20th) since 1968. A 10-1 record the following season vaulted the Ponies to their second National Championship and their first conference title in 16 years, as a new quarterback took the reigns of the Pony Express. Lance McIlhenny was the perfect leader for SMU's option attack, using his running ability and leadership capabilities to guide the Mustangs to a 34-5-1 record after becoming the starting quarterback in the seventh game of his freshman season in 1980. After Ron Meyer was named head coach of the New England Patriots prior to the 1982 season, Southern Mississippi coach Bobby Collins was named the Mustangs' new head coach. Dickerson, James and McIlhenny led SMU to an 11-0-1 record and its second-consecutive National Championship in 1982, highlighted by a victory over Pittsburgh and its star quarterback, Dan Marino, in the Cotton Bowl. With the loss of Dickerson and James to the National Football League in 1983, the Mustangs found a capable replacement in Reggie Dupard, a tailback from New Orleans whose blazing speed made him the first SMU running back to gain over 1,000 yards in three consecutive seasons. Dupard was the nation's eighth-leading rusher in 1985 with 1,278 yards, and he became a first-round draft choice by the New England Patriots the following spring.

After NCAA sanctions forced the cancellation of the 1987 season and University officials cancelled the 1988 campaign, SMU welcomed one of its former gridiron greats back to lead the resurrection of the Mustang football program. Forrest Gregg returned to accept what he called "the ultimate challenge" when he was named as the Ponies' head coach Jan. 14, 1988, after having coached the Green Bay Packers since 1984. He was given the responsibility of guiding a team consisting of 74 freshmen, 16 of whom were starters. One of those freshmen was quarterback Mike Romo who, on Feb. 10, 1988, became the Mustangs' first signee since 1985. Romo engineered one of the most exciting wins in Mustang history when he led SMU from a 17-point deficit in the final five minutes to defeat Connecticut, 31-30, in just the second game of the 1989 season. He completed a four-yard pass to Michael Bowen on the game's final play to give the Ponies their first win since 1986 in a game that came to be known as the "Miracle on Mockingbird."

- One of the most memorable plays in SMU football history took place Nov. 13, 1982, when Bobby Leach took a cross-field lateral on a kickoff with 17 seconds left and raced untouched for a 91-yard touchdown to give the Mustangs a 34-27 win over Texas Tech. The play helped preserve the Ponies' undefeated season and forever branded Leach with the nickname of "Miracle Man."
- As a freshman in 1989, Mike Romo broke four school passing records which had stood for over 20 years. Romo set SMU records for yards passing in a game (450), passes completed in a game (40), passes completed in a season (282) and passes attempted in a season (503).
- Jason Wolf set an NCAA freshman record when he caught 61 passes in 1989.
- After playing their home games in Ownby Stadium from 1926-48, the Mustangs returned their home games to the on-campus facility in 1989. SMU hosted Rice in the season opener on Sept. 2, marking the return of Mustang football to Ownby exactly 40 years and 11 months after SMU's last game there.

Record for the decade: 63-28-1

## 1990s

Forrest Gregg assumed the role of athletic director April 11, 1990, while announcing that he would relinquish his coaching duties following the 1990 season. Tom Rossley, who served as offensive coordinator at SMU from 1988-89, became the 13th head coach in Mustang history in December 1991. The orchestrator of the Mustangs' run-and-shoot offense, Rossley returned to the Hilltop after one season as the quarterbacks coach of the Atlanta Falcons. The Mustangs went 5-6 in 1992 and Rossley was named Southwest Conference Co-Coach of the Year.

Another significant accomplishment occurred that season when Jason Wolf ended his career with 235 receptions, making him the Southwest Conference's career leader in that category.

Mick Rossley then emerged as the Mustangs' top receiving threat. A sure-handed receiver, Rossley broke Jerry LeVias' school record for receptions in a season when he hauled in 83 passes in 1994.

The winds of change swept across the Hilltop following the 1994 season as SMU prepared to begin its 77th and final season of play in the Southwest Conference after announcing that it would accept an invitation to join the Western Athletic Conference beginning in 1996. Coinciding with the final SWC season was the return of SMU football to the Cotton Bowl. After playing most of its home games the previous six seasons at Ownby Stadium, SMU made "The House That Doak Built" its home stadium in 1995. The Mustangs made their return a memorable one when, in the 1995 season opener against eventual SEC Western Division champion Arkansas, Wilbert Mitchell recovered a Razorback fumble on the SMU two-yard line in the game's final minute to preserve a 17-14 win.

The Mustangs showed they could compete in the Western Athletic Conference by fashioning a 4-4 record in their new league. SMU posted a 30-0 victory at UTEP in 1996, marking the Ponies' first shutout win since 1984. The Mustangs also won at Arkansas, exploded for 52 points against New Mexico and upended crosstown rival TCU, 27-24, before a national television (ESPN) audience in the 1996 season finale at the Cotton Bowl.

Mike Cavan was named the 14th head coach of the Mustangs Dec. 20, 1996. Cavan led SMU to a 6-5 overall record in 1997, marking the first winning season for the Mustangs since 1986. After a 1-4 start, SMU won five consecutive games, marking its longest winning streak in 12 years. Cavan was named the WAC Coach of the Year by the Fort Worth Star-Telegram for his efforts in 1997.

Among SMU's victims in 1998 was Metroplex rival and bowl-bound TCU on "Doak Walker Day" at the Cotton Bowl. The game was played in memory of the Mustangs' greatest player, who passed away Sept. 27, 1998, at the age of 71. SMU dedicated its season to Walker, who won the 1948 Heisman Trophy.

- John Stewart became the first SMU All-America selection since Reggie Dupard in 1985 when the Mustang kicker was honored following the 1993 season. A former walk-on who never had attempted a field goal or extra point prior to his senior season in 1993, Stewart converted on all 23 of his extra point attempts, as well as 13 of his 17 field goal attempts, including a 55-yarder.
- Quarterback Ramon Flanigan became SMU's all-time leader in total offense (7,437 yards) and touchdowns responsible for (57) with a solid senior season in 1997. He was granted a sixth year of eligibility prior to 1997 by the NCAA.
- Linebacker Chris Bordano was named the 1997 WAC Mountain Division Defensive Player of the Year after leading the team in tackles with 120. Bordano became just the 10th player in SMU history to be named all-conference three times.
- In 1999, SMU great Eric Dickerson was inducted into the Professional Football Hall of Fame in Canton, Ohio, becoming the fifth Mustang to be enshrined.
- Defensive end Luke Johnson recorded 11.5 sacks in 1999 while helping lead SMU to a 4-6 record, and concluded his career as the program's all-time sack leader with 23.5 sacks from 1996-99.
- In 1999, the Ponies closed another chapter of Mustang football at the Cotton Bowl and prepared to move into their new on-campus home, Gerald J. Ford Stadium, in 2000.

Record for the decade: 31-76-1  
Record for the century: 416-403-56

## 2000s

Sept. 2, 2000, may stand out as the most significant day in the history of the storied SMU football program. That was the date that Mustang football returned to campus with the inaugural game in \$56-million Gerald J. Ford Stadium. SMU christened the facility by whipping Big 12 foe Kansas, 31-17, before a sellout crowd of 32,267. It was the first capacity home crowd for Mustang football since 1990.

Former Kansas State defensive coordinator Phil Bennett was named the 15th head coach in school history Dec. 5, 2001. Bennett's first season on the Hilltop saw one of the greatest statistical rushing seasons ever produced at SMU, as junior back Keylon Kincade rushed 327 times for 1,279 yards with eight 100-yard rushing games. Kincade's attempts number was a school season record while his yardage total and number of 100-yard games ranked third on the SMU season lists.

The 2002 campaign was also the last for two of the best players in recent SMU history: tight end John Hampton and linebacker Vic Vilorio. Hampton concluded his career as the program's all-time leader in receptions at his position with 114. Vilorio was SMU's leading tackler during his final three seasons and finished his career ranked eighth on the school's all-time tackles list with 372. He earned All-WAC honors three times.

The 2005 season brought a new highlight to SMU football history as the Mustangs stampeded into Conference USA. SMU finished the 2005 season with a 5-6 mark, its highest win total in eight seasons. The year was full of highlights such as SMU's first win over a ranked team since 1986, a 3-1 record against bowl teams and a three-game win streak to end the season - SMU's longest since 1999.

In 2006, SMU increased its win total for the third straight season, posted its highest win total in a decade and reached bowl-eligibility. SMU continued to win off the field as well, as the Mustangs received the American Football Coaches Association's 2006 Academic Achievement Award after the school recorded a 100 percent graduation rate.

After a disappointing 1-11 season in 2007, Bennett was dismissed as head coach. Former National Coach of the Year June Jones was then lured away from Hawaii to coach the Mustangs, creating a sense of excitement not seen on the Hilltop in decades.

Jones' first season was a record-setting one, with the Mustangs setting numerous passing and receiving marks.

The 2009 season was a true breakthrough. SMU went 8-5, posting the biggest turnaround in the nation, and winning the Conference USA Western Division Co-Championship and Sheraton Hawaii Bowl. It marked SMU's first bowl berth and win in 25 years.

Record for the decade: 34-84



SMU won its first bowl game in 25 years after a 45-10 victory against Nevada in the 2009 Sheraton Hawaii Bowl.



June Jones led SMU to two conference championships (2009, 2010) and four consecutive bowl games (2009-2012), including three wins (2009 Sheraton Hawaii, 2011 BBVA Compass and 2012 Sheraton Hawaii)

## 2010s

In 2010, SMU continued its run of success, earning its second-straight bowl berth and claiming another Conference USA Western Division Co-Championship. The season saw running back Zach Line explode for an unexpected 1,494 rushing yards, which ranked 11th in the country and trailed only Eric Dickerson for most single-season rushing yards in SMU history.

The 2011 season produced another eight wins and a BBVA Compass Bowl Championship as SMU thrashed Pitt, 28-6. Along the way, SMU beat rival TCU, giving the Mustangs the coveted Iron Skillet. Line was again among the national leaders before suffering a season-ending foot injury.

The 2012 campaign concluded with another Sheraton Hawaii Bowl Championship, giving SMU three bowl crowns in four years. Line concluded his career as the second-leading rusher in school history and, following the season, Margus Hunt became SMU's highest NFL Draft pick since 1986.

The 2013 season featured seven school records broken and two Mustangs selected in the sixth round of the NFL Draft - cornerback Kenneth Acker (San Francisco 49ers) and quarterback Garrett Gilbert (St. Louis Rams). Gilbert led the nation in total offense prior to getting injured at USF on Nov. 23.

The 2014 Mustangs finished 1-11, but closed the season with a 27-20 comeback win at Connecticut under Interim Head Coach Tom Mason. Deion Sanders, Jr., received first team all-conference recognition as a kick returner, setting SMU single-game records for kickoff returns (10) and return yards (203) at UCF. Quarterback Matt Davis threw for 855 yards and made five starts, and also added 613 yards on the ground, including the top two quarterback rushing performances in program history - 191 yards on 22 attempts at Connecticut and 181 yards on 28 rushes at Tulsa.

In his first season on the Hilltop (2015), Head Coach Chad Morris engineered an offensive turnaround, as SMU increased its scoring output by 16.7 points per game – the second-largest increase in the nation in 2015. He also developed two of the nation's top freshmen - wide receiver Courtland Sutton and running back Xavier Jones. Sutton was named a Freshman All-American in 2015 after ranking No. 1 among freshmen with nine receiving TDs. He set an SMU freshman record for receiving yards with 862 and tied former SMU standout Emmanuel Sanders for most touchdowns by a freshman, while Jones set an SMU freshman record with 10 rushing TDs, surpassing SMU greats Eric Dickerson and Zach Line. SMU finished 2-10.

Head Coach Chad Morris second year saw even more improvement, as SMU won five games and came within one win of bowl eligibility. SMU produced a 1,000-yard rusher (Braeden West 1,036) and 1,000-yard receiver (Courtland Sutton 1,246) for the first time since 2011 and had three players with at least 1000 all-purpose yards for the first time since 2011 (Courtland Sutton, Braeden West, James Proche). Freshman QB Ben Hicks, who was thrust into the starting lineup after preseason starter Matt Davis was lost for the season with a knee injury, threw for 2,930 yards on the season, third-best among all freshmen and eighth-best in a season at SMU. Following the campaign, Justin Lawler, Darrion Millines, Horace Richardson and Courtland Sutton were named first-team All-AAC, the most Mustangs to be named first-team All-Conference since 2011.

Record for the decade: 35-54



SMU defeated No. 11 Houston 38-16 on October 22, 2016 to record its first win over a team ranked 11 or higher since Jan. 1, 1983 vs. No. 6 Pittsburgh in the Cotton Bowl (W, 7-3).



# BOWL GAMES

## 1925 DIXIE CLASSIC

### WEST VIRGINIA WESLEYAN 9, SMU 7

Dallas, Texas - January 1, 1925

Thanks to a 19-game unbeaten streak, the 1924 SMU football team was invited to its first post-season bowl, the 1925 Dixie Classic. The Dixie Classic was a college football bowl game played in Dallas following the 1921, 1924 and 1933 seasons. It was the precursor to the Cotton Bowl Classic, which has been played every year since 1937.

The Mustangs faced West Virginia Wesleyan in the 1925 Classic on New Year's Day at Fair Park Stadium in Dallas. The 1924 Mustangs entered the Dixie Classic with 5 wins, 0 losses and 4 ties.

The SMU-West Virginia Wesleyan University game was a match-up of two schools started by the United Methodist Church. In fact, some football historians have referred to the game as the very first "Methodist Bowl."

The game was a low-scoring affair, with both teams fighting for field position. After a scoreless first half, SMU's George Watters blocked a punt in the third quarter, which he recovered in the end zone to give SMU a 7-0 lead. WVW battled back, though, answering with a 40-yard field goal to pull to 7-3.

In the fourth quarter, the Wesleyans took the lead on what the Dallas Morning News would call a "luck pass." WVW quarterback DeLong lofted a long ball which SMU's Logan Stollenwerck batted down. Unfortunately for the Mustangs, he knocked the ball directly to WVW's Gale Bullman, who raced into the end zone for a 66-yard score. The PAT, though, was missed.

SMU battled back and had a field goal try in the game's final minute for the win. Lawrence Reisor's 30-yard try was no good, however, and Wesleyan prevailed 9-7, handing SMU its first loss in two years.

SMU	0	0	7	0	-	7
West Virginia Wesleyan	0	0	3	6	-	9


### GAME STATISTICS

#### SCORING SUMMARY

SMU - Watters punt block, recovered in end zone (Stollenwerck kick)

WVW - King 40-yard field goal

WVW - Bullman 66-yard pass from DeLong (PAT missed)




## 1936 ROSE BOWL

### STANFORD 7, SMU 0

Pasadena, Calif. - January 1, 1936

SMU entered the 1936 Rose Bowl as the nation's top-ranked team, sporting a perfect 12-0 record and a defense which had shut out eight of its 12 opponents during the regular season. Led by first-year head coach Matty Bell, the Mustangs were matched against a strong Stanford team which took a 7-1 record into the game.

Due to a traffic jam, the SMU team bus did not arrive at the Rose Bowl until 20 minutes prior to kickoff. Stanford quarterback Bill Paulman scored on a one-yard sneak in the first quarter to give the Indians the early lead. It proved to be the only score of the game as SMU lost its best scoring opportunity with a fumble on the Stanford 5-yard line. The loss was SMU's only blemish in its first national championship season.



SMU	0	0	0	0	-	0
Stanford	7	0	0	0	-	7

### GAME STATISTICS


#### SCORING SUMMARY

Stanford - Bill Paulman 1-yard run (James kick)

TEAM STATISTICS	SMU	Stanford
First Downs	9	6
Yards Rushing	38	75
Yards Passing	105	42
Total Yards	199	156
Passes	11-31	2-6
Punts	9-39	16-38
Fumbles-Lost	1-1	3-0
Interceptions	N/A	6
Penalties-Yards	1-20	4-25
Attendance		84,784

#### INDIVIDUAL STATISTICS

Rushing: SMU - Wilson 11-23, Shuford 5-12; Stanford - Grayson 17-28, Hamilton 15-23



## 1948 COTTON BOWL

### SMU 13, PENN STATE 13

Dallas, Texas - January 1, 1948

The 1948 Cotton Bowl featured a matchup between two unbeaten teams in SMU and Penn State. Led by All-American Doak Walker, the Mustangs jumped ahead early. Walker tossed a 53-yard scoring pass to Paul Page and later scored on a two-yard touchdown carry.

The Nittany Lions struck back when, just before halftime, Elwood Petchel connected on a 38-yard touchdown pass to Larry Cooney which cut the SMU lead to 13-7. Penn State scored the only points of the second half when Petchel threw his second scoring pass of the game on a six-yard toss to Wallace Triplett in the third quarter. The Nittany Lions, however, missed the extra point, and the game ended in a 13-13 tie.



SMU	7	6	0	0	-	13
Penn State	0	7	6	0	-	13

### GAME STATISTICS

#### SCORING SUMMARY

SMU - Paul Page 53-yard pass from Doak Walker (Walker kick)

SMU - Walker 2-yard run (kick failed)

Penn State - Larry Cooney 38-yard pass from Elwood Petchel (Czekaj kick)

Penn State - Wallace Triplett 6-yard pass from Petchel (kick failed)

TEAM STATISTICS	SMU	Penn State
First Downs	12	12
Yards Rushing	92	165
Yards Passing	114	93
Total Yards	206	258
Passes	11-25	7-15
Punts-Average	7-33.1	4-33.4
Fumbles-Lost	1-1	2-2
Interceptions	1	1
Penalties-Yards	1-5	3-15
Attendance		43,000

#### INDIVIDUAL STATISTICS

Rushing: SMU - Walker 18-66; Penn State - Petchel 9-25

Passing: SMU - Johnson 6-16, Walker 5-9; Penn State - Petchel 7-15-93



## 1949 COTTON BOWL

### SMU 21, OREGON 13

Dallas, Texas - January 1, 1949

Two of the nation's most powerful offensive teams met in the 1949 Cotton Bowl. Doak Walker and Kyle Rote led the Mustangs to their second consecutive Southwest Conference championship in 1948 while Oregon rode the right arm of quarterback Norm Van Brocklin to the Pacific Coast Conference co-championship.

The difference in the game was the use of the quick kick by SMU. Walker booted one 79 yards and Rote launched an 84-yard kick to pin the Ducks deep in their own territory. In addition to their quick kicks, the Mustangs' star running backs each scored touchdowns to give SMU a 14-0 lead. Answering the call for the Ducks, Van Brocklin threw a 24-yard touchdown pass to Dick Wilkins early in the fourth quarter. SMU put the game away just three minutes later when Chicken Roberts scored on an eight-yard run to push the lead to 21-6.



SMU	7	0	7	7	-	21
Oregon	0	0	0	13	-	13

### GAME STATISTICS

#### SCORING SUMMARY

SMU - Doak Walker 1-yard run (Walker kick)

SMU - Kyle Rote 36-yard run (Walker kick)

Oregon - Dick Williams 24-yard pass from Norm Van Brocklin (kick failed)

SMU - Chicken Roberts 8-yard run (Joe Etheridge kick)

Oregon - Bob Sanders 1-yard run (Chet Daniels kick)

TEAM STATISTICS	SMU	Oregon
First Downs	19	19
Yards Rushing	226	242
Yards Passing	111	145
Total Yards	337	387
Passes	10-20	8-19
Punts-Average	3-68.7	3-31.0
Fumbles-Lost	0-0	2-1
Interceptions	0	2
Penalties-Yards	1-5	6-30
Attendance		69,000

#### INDIVIDUAL STATISTICS

Rushing: SMU - Rote 16-93; Oregon - Bell 17-93

Passing: SMU - Walker 6-10-79; Oregon - Van Brocklin 8-19-145

Receiving: SMU - Rote 4-55; Oregon - Wilkins 4-57



## 1963 SUN BOWL

### OREGON 21, SMU 14

El Paso, Texas - December 31, 1963

In a rematch of the 1949 Cotton Bowl, SMU entered the game with a 4-6 record and had received a Sun Bowl berth largely on the basis of its 32-28 victory over fourth-ranked Navy in the third game of the season. SMU had a talented QB duo in Danny Thomas and Mac White, and both were counted upon to rally the Ponies in the fourth quarter after falling behind 21-0.

Thomas led the Mustangs on a drive which culminated in a two-yard touchdown pass to John Roderick. Later in the quarter, Roderick was on the receiving end of a seven-yard scoring pass from White to pull the Mustangs within nine points. After White ran for the two-point conversion, SMU trailed by a touchdown, 21-14, but could not pull any closer.



SMU	0	0	0	14	-	14
Oregon	7	14	0	0	-	21

### GAME STATISTICS

#### SCORING SUMMARY

Oregon - Dennis Keller 2-yard run (kick good)

Oregon - Dick Inwalle 10-yard pass from Bob Berry (kick good)

Oregon - Paul Burlison 20-yard pass from Berry (kick good)

SMU - John Roderick 2-yard pass from Danny Thomas (kick failed)

SMU - Roderick 7-yard pass from Mac White (White run)

TEAM STATISTICS	SMU	Oregon
First Downs	20	16
Yards Rushing	145	173
Yards Passing	232	146
Total Yards	377	319
Passes	18-31	11-26
Punts-Average	4-39.2	7-36.0
Fumbles-Lost	4-3	1-1
Interceptions	1	4
Penalties-Yards	5-38	7-79
Attendance		26,500

#### INDIVIDUAL STATISTICS

Rushing: SMU - White 12-64; Oregon - Murphy 3-49

Passing: SMU - Thomas 13-22-172; Oregon - Berry 11-26-146

Receiving: SMU - Roderick 5-59; Oregon - Inwalle 3-57




## 1966 COTTON BOWL

### GEORGIA 24, SMU 9

Dallas, Texas - December 31, 1966

After winning its first Southwest Conference crown in 18 seasons, SMU earned a trip to the Cotton Bowl to face Georgia. Kent Lawrence set the tone early for the Bulldogs when he raced 74 yards for a touchdown on the game's second play. The sophomore running back finished the day with 149 yards rushing on 16 carries, as the Mustangs were unable to contain the Georgia ground attack. SMU cut the lead to 7-3 midway through the first quarter on Dennis Partee's 22-yard field goal.

Georgia responded by scoring 10 unanswered points before Mike Richardson scored the lone SMU touchdown on a one-yard dive with 1:14 left in the first half. Leading 17-9 at halftime, Georgia shut down the SMU offense and its outstanding sophomore receiver Jerry LeVias in the second half. The only score in the final two quarters came when Bulldog fullback Ronnie Jenkins, who rushed for 88 yards on 23 carries in the game, scored on a four-yard touchdown run with 14:33 left in the game.



SMU	3	6	0	0	-	9
Georgia	10	7	0	7	-	24

### GAME STATISTICS

#### SCORING SUMMARY

Georgia - Kent Lawrence 74-yard run (Bob Etter kick)

SMU - Dennis Partee 22-yard FG

Georgia - Etter 28-yard FG

Georgia - Billy Payne 20-yard pass from Kirby Moore (Etter kick)

SMU - Mike Richardson 1-yard run (kick failed)

Georgia - Ronnie Jenkins 4-yard run (Etter kick)

TEAM STATISTICS	SMU	Georgia
First Downs	11	17
Yards Rushing	40	284
Yards Passing	165	79
Total Yards	205	363
Passes	10-20	6-14
Punts-Average	4-36.5	4-28.5
Fumbles-Lost	1-1	2-1
Interceptions	1	3
Penalties-Yards	7-45	3-37
Attendance		75,504

#### INDIVIDUAL STATISTICS

Rushing: SMU - Jernigan 9-28; Georgia - Lawrence 16-149

Passing: SMU - White 9-17-160; Georgia - Moore 6-11-79

Receiving: SMU - LeVias 3-62; Georgia - Payne 3-49

## 1968 ASTRO-BLUEBONNET BOWL

SMU 28, OKLAHOMA 27

Houston, Texas - December 31, 1968

The 53,543 fans who gathered in the Astrodome on New Year's Eve night for the 1968 Astro-Bluebonnet Bowl comprised what at the time was the largest crowd ever to see a football game played indoors. They also witnessed one of the most exciting college bowl games ever as SMU and Oklahoma combined to score 35 points in the fourth quarter before the game was decided.

OU scored on its first possession of the game when Bob Warmack carried on a sweep to the right for an eight-yard touchdown. Warmack's touchdown stood as the game's only score until the third quarter when Mike Richardson scored for SMU on a one-yard dive. The Sooners retaliated by driving 80 yards and scoring on a 21-yard pass from Steve Owens to Johnny Barr.

The fireworks began in the fourth quarter when SMU's Chuck Hixson connected with Jerry LeVias for an 11-yard scoring pass to tie the game at 14-14. Richardson scored his second touchdown with 7:35 left in the contest to give the Mustangs a 21-14 lead. After OU answered with a touchdown to tie the game, SMU linebacker Bruce Portillo intercepted a Sooner pass on the OU 22. Hixson put SMU on top, 28-21, after a 19-yard pass to Ken Fleming with just three minutes remaining. After driving the length of the field, Oklahoma cut the Mustang lead to 28-27 when Barr caught a 30-yard touchdown pass from Mickey Ripley with 1:16 left. SMU held on to the lead when Ripley was stopped short of the goal line on the Sooners' two-point conversion attempt.



SMU	0	0	6	22	-	28
Oklahoma	7	0	7	13	-	27

### GAME STATISTICS

#### SCORING SUMMARY

Oklahoma - Bob Warmack 3-yard run (Derr kick)
SMU - Mike Richardson 1-yard run
Oklahoma - Johnny Barr 21-yard pass from Steve Owens (Derr kick)
SMU - J. LeVias 11-yard pass from Hixson (P. Clements pass from Hixson)
SMU - Mike Richardson 18-yard run (Bicky Lesser kick)
Oklahoma - Bo Denton 22-yard pass from Mickey Ripley (Derr kick)
SMU - Ken Fleming 19-yard pass from Chuck Hixson (Lesser kick)
Oklahoma - Johnny Barr 21-yard pass from Mickey Ripley (run failed)

TEAM STATISTICS	SMU	Oklahoma
First Downs	22	23
Yards Rushing	72	176
Yards Passing	281	294
Total Yards	353	470
Passes	22-43	18-37
Punts-Average	7-41.0	6-38.2
Fumbles-Lost	2-2	1-1
Interceptions	3	2
Penalties-Yards	4-34	6-55
Attendance		53,543

#### INDIVIDUAL STATISTICS

Rushing: SMU - Richardson 18-76; Oklahoma - Owens 36-113
Passing: SMU - Hixson 22-43-281; Oklahoma - Berry 11-26-146
Receiving: SMU - LeVias 8-112; Oklahoma - Barr 8-138

## 1980 HOLIDAY BOWL


BYU 46, SMU 45

San Diego, Calif. - December 19, 1980

The 1980 Holiday Bowl featured two teams with distinctly different offensive philosophies. SMU relied upon the running of Eric Dickerson and Craig James, while BYU boasted an explosive aerial attack led by Jim McMahon.

The Mustangs jumped out of the gate early, racing to a 19-0 lead in the first quarter after touchdown runs by Dickerson and James, a safety and a 42-yard field goal by Eddie Garcia. SMU had increased its lead to 29-7 in the second quarter before BYU's Vai Sikahema returned a punt 83 yards, pulling the Cougars within 16 at halftime. Entering the fourth quarter, SMU led 38-19, and with four minutes remaining the Mustangs held a 45-25 advantage.

With his team trailing by 20, McMahon led BYU to two quick touchdowns to cut the SMU lead to 45-39. With 18 seconds remaining, BYU's Bill Schoepflin blocked Eric Kaifes' punt to give BYU possession at the Mustang 41-yard line. After two desperation passes by McMahon fell incomplete, the Cougars had one final opportunity with just three seconds left. As time expired, McMahon found tight end Clay Brown in the end zone for a 41-yard touchdown pass, guiding BYU to one of the greatest comebacks in bowl history.



SMU	19	10	9	7	-	45
BYU	7	6	6	27	-	46

### GAME STATISTICS

#### SCORING SUMMARY

SMU - Eric Dickerson 15-yard run (Eddie Garcia kick)
SMU - Craig James 45-yard run (Garcia kick)
SMU - Safety, ball snapped out of end zone
SMU - Garcia 42-yard FG
BYU - Clay Brown 64-yard pass from Jim McMahon (Kurt Gunther kick)
SMU - James 3-yard pass from McIlhenny (Garcia kick)
SMU - Garcia 44-yard FG
BYU - Vai Sikahema 83-yard punt return (pass failed)
SMU - Dickerson 1-yard run (pass failed)
BYU - Brown 13-yard pass from McMahon (pass failed)
SMU - Garcia 42-yard FG
BYU - Scott Phillips 1-yard run (Gunther kick)
SMU - Craig James 42-yard run (Garcia kick)
BYU - Matt Braga 15-yard pass from McMahon (pass failed)
BYU - Phillips 1-yard run (Phillips pass)
BYU - Brown 41-yard pass from McMahon (Gunther kick)

TEAM STATISTICS	SMU	BYU
First Downs	25	23
Yards Rushing	393	-2
Yards Passing	53	446
Total Yards	446	444
Passes	6-11	32-49
Punts-Average	4-38.8	5-32.6
Fumbles-Lost	2-0	2-0
Interceptions	1	0
Penalties-Yards	7-65	8-80
Attendance		50,214

#### INDIVIDUAL STATISTICS


Rushing: SMU - James 23-225; BYU - Phillips 8-18
Passing: SMU - McIlhenny 6-11-53; BYU - McMahon 32-49-446
Receiving: SMU - James 2-13; BYU - Phillips 10-81

## 1983 COTTON BOWL

**SMU 7, PITTSBURGH 3**

Dallas, Texas - January 1, 1983

With the temperature in the upper 30s and a light rain falling at gametime, playing conditions were anything but ideal when undefeated SMU met Pittsburgh in the 1983 Cotton Bowl. Accustomed to playing in inclement weather, Pittsburgh appeared to have the advantage in the early going, driving to the SMU 1-yard line on the game's opening series. Panther halfback Joe McCall fumbled away Pitt's best touchdown opportunity when Mustang safety Wes Hopkins fell on the loose ball at the 2-yard line. SMU was not able to capitalize and after two quarters neither team had scored, marking the first scoreless first half in the Cotton Bowl in 22 years.



On their first possession of the second quarter, the Panthers scored the game's first points when Eric Schubert booted a 43-yard field goal. SMU responded with an 80-yard drive which resulted in Lance McIlhenny's nine-yard touchdown scamper around right end on the third play of the fourth quarter. Following the ensuing kickoff, senior quarterback Dan Marino engineered a drive which put the Panthers in scoring position at the SMU 7-yard line. On third-and-goal, Marino threw a pass which was tipped by Hopkins and intercepted in the end zone by Blane Smith, thus ending Pittsburgh's chance of handing SMU its only loss of the season.

SMU	0	0	0	7	-	7
Pittsburgh	0	3	0	0	-	3

### GAME STATISTICS

#### SCORING SUMMARY

Pittsburgh - Eric Schubert 43-yard field goal  
 SMU - Lance McIlhenny 9-yard run (Jeff Harrell kick)

TEAM STATISTICS	SMU	Pittsburgh
First Downs	22	17
Yards Rushing	226	114
Yards Passing	101	181
Total Yards	327	295
Passes	5-9	19-37
Punts-Average	4-38.0	3-44.7
Fumbles-Lost	4-2	1-1
Interceptions	1	0
Penalties-Yards	2-30	8-74
Attendance		71,477

#### INDIVIDUAL STATISTICS

Rushing: SMU - Dickerson 27-124; Pittsburgh - Thomas 19-69  
 Passing: SMU - McIlhenny 5-8-101; Pittsburgh - Marino 19-37-181  
 Receiving: SMU - James 3-39; Pittsburgh - McCall 5-58, Thomas 5-38



## 1983 SUN BOWL

**ALABAMA 28, SMU 7**

El Paso, Texas - December 24, 1983

SMU squared off against Alabama in the 50th Sun Bowl on a cold and windy afternoon in El Paso. The temperature at kickoff was 28 degrees, with winds gusting up to 35 miles per hour. Alabama jumped on the Mustangs in the first quarter, scoring on touchdown runs of one and 11 yards by Ricky Moore. The Crimson Tide defense forced three SMU turnovers in the first half, and Alabama was able to stretch its lead to 28-0 by halftime.



Jeff Atkins helped the Mustangs get on the scoreboard early in the third quarter when he broke loose for a 58-yard run, setting up Lance McIlhenny's 15-yard touchdown pass to Marquis Pleasant. Pleasant's touchdown represented the only points of the second half as Alabama held on for a 28-7 victory. After giving up 303 total yards in the first half, the SMU defense limited the Crimson Tide to just 96 yards of offense in the second half.

SMU	0	0	7	0	-	7
Alabama	14	14	0	0	-	28

### GAME STATISTICS

#### SCORING SUMMARY

Alabama - Ricky Moore 1-yard run (Van Tiffin kick)  
 Alabama - Moore 11-yard run (Tiffin kick)  
 Alabama - Walter Lewis 1-yard run (Tiffin kick)  
 Alabama - Joe Jones 19-yard pass from Lewis (Tiffin kick)  
 SMU - Marquis Pleasant 15-yard pass from Lance McIlhenny (Jeff Harrell kick)

TEAM STATISTICS	SMU	Alabama
First Downs	13	23
Yards Rushing	174	251
Yards Passing	148	148
Total Yards	322	399
Passes	14-27	9-14
Punts-Average	4-41.3	6-40.6
Fumbles-Lost	3-3	1-1
Interceptions	0	2
Penalties-Yards	7-45	3-25
Attendance		41,412

#### INDIVIDUAL STATISTICS

Rushing: SMU - Atkins 9-120; Alabama - Moore 28-113  
 Passing: SMU - McIlhenny 14-27-148; Alabama - Lewis 9-14-148  
 Receiving: SMU - Morris 5-63; Alabama - Jones 2-36, Chandler 2-34, Gothard 2-27, Bendross 2-19




## 1984 ALOHA BOWL

### SMU 27, NOTRE DAME 20

Honolulu, Hawaii - December 28, 1984

Between 1949 and 1958, SMU and Notre Dame battled each other on the gridiron eight times. When the two schools met in the 1984 Aloha Bowl, it represented their first meeting in 26 years. SMU, playing in its fourth bowl game in five seasons, scored on its first two offensive possessions. A seven-yard touchdown carry by Jeff Atkins and Don King's 12-yard pass to Cobby Morrison gave the Mustangs a 14-0 lead. Notre Dame responded with 10 unanswered points before Brandy Brownlee connected on a 47-yard field goal to give SMU a 17-10 lead at halftime.



The Fighting Irish tied the game on Mark Brooks' 11-yard touchdown run in the third quarter, but SMU regained the lead on its next possession with Brownlee's second field goal of the game. The Mustangs were able to work on the clock for most of the second half due to the strong running of Atkins and Reggie Dupard, each of whom ran for more than 100 yards in the contest. Dupard's two-yard scoring run gave SMU a 10-point lead with six minutes left in the game and the Mustangs held off a late Notre Dame rally to win, 27-20.

SMU	7	10	0	10	-	27
Notre Dame	0	10	7	3	-	20

### GAME STATISTICS

#### SCORING SUMMARY

SMU - Jeff Atkins 7-yard run (Brandy Brownlee kick)
SMU - Cobby Morrison 12-yard pass from Don King (Brownlee kick)
Notre Dame - Allen Pinkett 17-yard pass from Steve Beuerlein (John Carney kick)
Notre Dame - Carney 51-yard FG
SMU - Brownlee 47-yard FG
Notre Dame - Mark Brooks 11 run (Carney kick)
SMU - Brownlee 30-yard FG
SMU - Reggie Dupard 2 run (Brownlee kick)
Notre Dame - Carney 31-yard FG

#### TEAM STATISTICS

	SMU	Notre Dame
First Downs	26	22
Yards Rushing	280	250
Yards Passing	153	144
Total Yards	379	362
Passes	9-17	11-23
Punts-Average	5-41.0	4-41.5
Fumbles-Lost	4-0	0-0
Interceptions	0	0
Penalties-Yards	5-55	5-44
Attendance		41,777

#### INDIVIDUAL STATISTICS

Rushing: SMU - Atkins 17-112; Notre Dame - Pinkett 24-136
Passing: SMU - King 9-17-153; Notre Dame - Beuerlein 11-23-144
Receiving: SMU - Atkins 2-31, Hashaway 2-27, Morris 2-27; Notre Dame - Jefferson 2-37, Howard 2-24, Bavaro 2-16

## 2009 HAWAII BOWL

### SMU 45, NEVADA 10

Honolulu, Hawaii - December 24, 2009

Freshman Kyle Padron threw for an SMU-record 460 yards, leading the Mustangs to a 45-10 victory over Nevada in the Hawai'i Bowl - SMU's first postseason appearance in 25 years. It was a triumphant return to the postseason and paradise for the Mustangs and second-year coach June Jones, who left Hawai'i after nine seasons.



The 18-year-old Padron, who was 32 of 41 and completed two touchdown passes, was confident and composed on the biggest stage of his young career.

The 12-point underdogs dominated from the opening bell, jumping out to a 17-0 lead in the first quarter and building a 38-0 advantage by the third.

Padron had 303 yards passing in the first half alone, breaking SMU's bowl record of 281 yards by Chuck Hixson in the 1968 Astro-Bluebonnet Bowl.

Shawnbrey McNeal added 63 yards rushing and three touchdowns, including two in the first quarter. He also had seven catches for 53 yards.

On the second play of the game, Padron found a wide-open Cole Beasley near midfield. Beasley was dragged down from behind at the Nevada 9 for a gain of 71 yards. It was the longest pass in SMU bowl history, breaking Doak Walker's 53-yard pass to Paul Page in the 1948 Cotton Bowl. McNeal scored on the next play. The Mustangs got the ball back on the next series by stopping the Wolf Pack on fourth-and-two.

Padron then connected with Sanders for a 58-yard gain, setting up McNeal's 1-yard TD that put SMU up 14-0 less than 6 1/2 minutes into the game.

After completing a 53-yard pass to Aldrick Robinson in the third that setup a 3-yard TD run by Zach Line, Padron looked at Jones and just shook his head in disbelief. Robinson finished with nine catches for 176 yards.

Nevada	0	0	3	7	-	10
SMU	17	14	7	7	-	45

### GAME STATISTICS

#### SCORING SUMMARY

SMU - Shawnbrey McNeal 9-yard run (Matt Szymanski kick)
SMU - McNeal 1-yard run (Szymanski kick)
SMU - Szymanski 22-yard FG
SMU - Sanders 17-yard pass from Padron (Szymanski kick)
SMU - Beasley 2-yard pass from Padron (Szymanski kick)
SMU - Line 3-yard run (Szymanski kick)
UNR - Drake 21-yard FG
SMU - McNeal 17-yard run (Szymanski kick)
UNR - Wimberly 10-yard pass from Kaepernick (Drake kick)

#### TEAM STATISTICS

	SMU	UNR
First Downs	23	17
Yards Rushing	74	137
Yards Passing	460	177
Total Yards	534	314
Passes	32-41	15-29
Punts-Average	3-45.0	6-44.5
Fumbles-Lost	1-0	1-0
Interceptions	1	0
Penalties-Yards	6-45	7-61
Attendance		32,650

#### INDIVIDUAL STATISTICS

Rushing: UNR - Mark 15-90; SMU - McNeal 12-63
Passing: UNR - Kaepernick, C. 15-29-177; SMU - Padron 32-41-460
Receiving: UNR - Wimberly, B. 7-80; SMU - Robinson, A. 9-176; Sanders, E. 7-124; McNeal 7-53; Beasley 3-88; Wilkerson, T. 2-18.

## 2010 ARMED FORCES BOWL

### ARMY 16, SMU 14


Dallas, Texas - December 30, 2010

Josh McNary scooped up a fumble and returned it 55 yards for a touchdown as Army held on to beat SMU 16-14 in the Armed Forces Bowl.

Army had a 16-0 halftime lead on SMU's home field, then ran out the final four minutes after Matt Szymanski was wide left on a 47-yard field goal attempt that would have put the Mustangs ahead.

Army got the ball back with 4:05 left and quarterback Trent Steelman converted a pair of third downs. He ran for six yards on third-and-five after SMU called its final timeout, then later rolled right and threw a 22-yard pass on third-and-four for only his second completion in the game before a final kneel-down.

SMU faced fourth-and-six after Padron scrambled to avoid a sack and dumped a three-yard pass to Darius Johnson. After a timeout, and coach June Jones exchanging a fist pump with Szymanski, the kick fluttered wide left.



Army	13	3	0	0	-	16
SMU	0	0	7	7	-	14

### GAME STATISTICS

#### SCORING SUMMARY

ARMY - McNary 55-yard fumble recovery (Carlton kick)

ARMY - Brown 13-yard run (Carlton kick blocked)

ARMY - Carlton 44-yard FG

SMU - Robinson 8-yard pass from PADRON (SZYMANSKI kick)

SMU - Johnson 28-yard pass from PADRON (SZYMANSKI kick)

#### TEAM STATISTICS

	Army	SMU
First Downs	16	21
Yards Rushing	199	111
Yards Passing	30	302
Total Yards	229	413
Passes	2-7	23-34
Punts-Average	6-36.0	1-40.0
Fumbles-Lost	1-0	2-1
Interceptions	2	0
Penalties-Yards	0-0	3-35
Attendance		36,742

#### INDIVIDUAL STATISTICS

Rushing: Army - Hassin 82; SMU - Line - 103

Passing: Army - Steelman 2-7-30; SMU - Padron 23-34-302

Receiving: Army - Brooks 2-30; SMU - Johnson, D. 9-152; Robinson, A. 5-76; Holman 3-36; Beasley 3-24



## 2012 BBVA COMPASS BOWL

### SMU 28, PITT 6

Birmingham, Ala. - January 7, 2012

J.J. McDermott ran and threw for first quarter touchdowns as SMU beat Pittsburgh 28-6 in the BBVA Compass Bowl.

Rishaad Wimbley ran for two scores for SMU, which tied a school record by playing in its third straight bowl under coach June Jones.

McDermott completed 16 of 26 passes for 239 yards and threw a touchdown to Darius Johnson early in the first.

Pittsburgh was held without a first down and fell behind 21-0 in the first quarter. Kevin Harper kicked field goals of 32 and 34 yards.

McDermott beat Pitt's blitz when he lobbed a 50-yard touchdown pass to Johnson for the Mustangs' first touchdown.

Johnson had seven catches for 120 yards. The 50-yard catch was the longest in the six-year history of the bowl.

After McDermott's 1-yard run capped an eight-play drive to push the lead to 14-0, Ja'Gared Davis hit Pitt quarterback Tino Sunseri, forcing a fumble that was recovered by Taylor Reed at the Panthers' 27.

McDermott's 19-yard pass to Cole Beasley set up Wimbley's 2-yard touchdown run.

Wimbley added a 1-yard touchdown run in the third quarter.

With SMU still leading 21-3 later in the quarter, Pitt drove from its 16 to a first and goal at the Mustangs' 10. On third down from the 5, Sunseri's pass bounced off tailback Isaac Bennett. The deflection was caught by SMU linebacker Stephon Sanders for an interception.

The half ended with Pitt again coming away with no points at the end of a long drive. Harper's 47-yard field goal attempt hit the left upright to end a 14-play drive.

SMU	21	0	7	0	-	28
Pitt	0	3	3	0	-	6

### GAME STATISTICS

#### SCORING SUMMARY

SMU - Johnson 50-yard pass from McDermott (Hover kick)

SMU - McDermott 1-yard run (Hover kick)

SMU - Wimbley, R. 2-yard run (Hover kick)

PITT - Harper 32-yard FG

SMU - Wimbley 1-yard run (Hover kick)

PITT - Harper 34-yard FG

#### TEAM STATISTICS

	SMU	Pitt
First Downs	13	12
Yards Rushing	61	10
Yards Passing	239	195
Total Yards	300	205
Passes	16-26	21-32
Punts-Average	5-45.4	6-41.5
Fumbles-Lost	0-0	0-0
Interceptions	1	0
Penalties-Yards	3-24	5-24
Attendance		29,726

#### INDIVIDUAL STATISTICS

Rushing: SMU-Williams, J. 11-40; Pitt-Bennett, I. 10-22.

Passing: SMU-McDermott 16-25-0-239; Pitt-Sunseri 19-28-1-183.

Receiving: SMU-Johnson, D. 7-120; Beasley 7-86; Pitt-Jones, Ronald 6-36; Street 5-62.

## 2012 HAWAII BOWL

### SMU 43, FRESNO STATE 10

Honolulu, Hawaii - December 24, 2012

SMU coach June Jones walked out of Aloha Stadium with another win Monday, thanks largely to a disruptive performance by defensive end Margus Hunt that set the tone for the Mustangs' 43-10 win over Fresno State in the Sheraton Hawaii Bowl.

Hunt, the 6-foot-8 senior from Estonia with an 82-inch wing span, forced two fumbles that led to field goals and sacked Derek Carr for a safety as SMU (7-6) built a 22-0 halftime lead and never looked back.

The Mustangs also returned two interceptions for touchdowns, giving them eight for the season to tie the NCAA record set last year by Southern Miss. Hayden Greenbauer picked off Carr and returned it 83 yards with 1:14 left, the final blow to a miserable night for the Bulldogs (9-4).

SMU had seven sacks, the most Fresno State has given up all year.

Garrett Gilbert was effective with his arm and his legs, running for a 17-yard touchdown for the first score of the game and throwing a perfect strike to Darius Johnson for a 21-yard score to answer the Bulldogs' only touchdown. He rushed for 98 yards on 18 carries and threw for 212 yards.

But this game was decided by the Mustangs' defense, with Hunt leading the way. He was voted the game's MVP.

Fresno State, which had averaged just over 47 points in its last five games, was held scoreless in the first half for the first time in two years, and Carr was too busy running for his life to get the Bulldogs into any kind of offensive rhythm.

The Mustangs were playing in a school-record fourth straight bowl game since ending a 25-year drought dating to its infamous NCAA death penalty. They have won three of those bowl games, twice as big underdogs to explosive offenses -- a 45-10 win over Nevada in 2009 and Monday against Fresno State, both in the Hawaii Bowl.

Hunt, who won the Junior World Championships in Beijing in 2006 in the shot put and discus, came to SMU to work on athletics and earned a scholarship when coaches took one look at him, and saw his 4.7 time in the 40-yard dash. He set an NCAA record this year by blocking his 10th field goal.

His speed made all the difference in his final college game as Hunt zipped around tackles and harassed Carr all night. Carr finished with 362 yards on 33-of-54 passing. The 10 points were the fewest Fresno State has scored since a 20-10 loss to Boise State this year.

The Bulldogs hardly looked like a team averaging 488 yards a game. Carr spent more time on his back than stepping into throws as the Mustangs' defensive front -- particularly Hunt -- was overwhelming.


And when tight end Marcel Jensen dropped Carr's short pass in the end zone on the final play of the opening period, it marked the first time Fresno State was shut out in the first half since it lost to Boise State in 2010.

That was the only time the Bulldogs even came close to scoring.

After a dull, scoreless opening quarter, Gilbert shook off one tackle and scored on a 17-yard run. The defense took over from there.

Hunt blew past right tackle Alex Fifita and blindsided Carr, dropping him flat as the ball came loose and was scooped up by Aaron Davis, who returned it 23 yards to the Fresno State 16 until he fumbled it out of bounds. SMU had to settle for a field goal. On the next series, Carr scrambled backward and couldn't escape an 18-yard sack to the 6, and then Hunt sacked him in the end zone for a safety.

Gilbert did most of his damage on the ground, either on a quarterback draw or sprinting away from the rush, though he completed five straight passes during the Mustangs' longest drive, 67 yards that culminated with Zach Line busting up the middle for an 8-yard score.



Hunt wasn't finished, though.

On second-and-7 from the 33, Carr gave it to Robbie Rouse on a delayed handoff, right about the time Hunt showed up to disrupt the play and cause another fumble that Taylor Reed recovered. That drive went backward, and Chase Hover connected from 48 yards. Even then, the Bulldogs looked out of sorts, with players sprinting off the field during a substitution that looked to be run by the Keystone Kops.

SMU's offense did enough in the second half to keep Fresno State from making a game of it, and the second-half interceptions sealed it. Reed returned an interception 69 yards to make it 36-10, and then Greenbauer finished off a great night for the Mustangs' defense.

Fresno State	0	0	7	3	-	10
SMU	0	22	7	14	-	43

### GAME STATISTICS

#### SCORING SUMMARY

SMU - Gilbert 17-yard run (Hover kick)

SMU - Hover 30-yard FG

SMU - Hunt safety

SMU - Line 8-yard run (Hover kick)

SMU - Hover 48-yard FG

FS - Adams 6-yard pass from Carr (Breshears kick)

SMU - Johnson 21-yard pass from Gilbert (Hover kick)

FS - Breshears 32-yard FG

SMU - Reed 69-yard interception return (Hover kick)

SMU - Greenbauer 83-yard interception return (Hover kick)

#### TEAM STATISTICS

	FS	SMU
First Downs	21	15
Yards Rushing	-16	169
Yards Passing	362	212
Total Yards	346	381
Passes	33-55	14-28
Punts-Average	6-38.0	5-35.8
Fumbles-Lost	2-2	1-0
Interceptions	2	2
Penalties-Yards	3-15	3-15
Attendance		19,712

#### INDIVIDUAL STATISTICS

Rushing: SMU-Gilbert 18-94; Line 19-71; FS-Rouse 13-22.

Passing: SMU-Gilbert 14-28-2-212; FS-Carr 33-54-2-362.

Receiving: SMU-Thompson 5-82; Fuller 4-84; Johnson 3-40; FS-Adams 13-144; Watson 5-48; Rouse 5-29; Burse 4-89.



Margus Hunt was named the Conference USA MVP of the 2012 Hawaii Bowl







D

Dalton, Alvin J. 1958-60  
 Daniel, Francis 1926, 1928  
 Daniel, Wilton J. 1920-23  
 Dannis, Charles G. 1970-71  
 Darsey, Damon 1997-99 (Trainer)  
 Daugherty, Jason 1998-2001 (Trainer)  
 Davidson, Joe 1929  
 Davis, Aaron 2009-12  
 Davis, Charles L. 1941, 1945-46  
 David, Christian 2016  
 Davis, Ja'Gared 2009-12  
 Davis, Joeseeph 2003 (Manager)  
 Davis, Judson 2001-02  
 Davis, Matt 2014-15  
 Davis, N.R. 1948-49  
 Davis, Robert 1990-91  
 Davis, Steve 1980 (Manager)  
 Dawson, James R. 1950  
 Dawson, Walter S. 1925-27  
 De La Garza, Gabriel 1984-86  
 Dean, Harry F. 1950-52  
 Dean, Thomas E. 1942, 1945  
 DeGrazier, Michael D. 1961-62  
 Delamater, Wayne A. 1969  
 DeLany, John 1973-76 (Trainer)  
 DeLay, Lucky 2004  
 Delcambre, Alfred 1930-31  
 Denbow, Donnie R. 1966  
 Denman, Randy 2004-06  
 Dennard, Clarence 1973-75  
 Dennis, Jay 1975  
 Dennis, Rock 2008-09  
 Derden, Max A., Jr. 1962-63  
 Derrick, William M. 1944  
 Derry, Horace 1973-75  
 Deschner, Anton 1917-19  
 DeVoss, John 1990-92  
 deWall, Will 1989-90  
 Deweber, Donald E. 1970-72  
 Dewell, William A. 1936-38  
 Dewveall, Willard, C. 1955-57  
 Dickerson Joseph B. 1970-72  
 Dickerson, Champ 1977  
 Dickerson, Eric 1979-82  
 Dickerson, Vaughn 1995  
 Dickey, Ned 1977-78 (Manager)  
 Dickinson, Lynn 1923  
 Dickman, Dylan 2016  
 Dieter, Gehrig 2012  
 Dietz, Bruce 1976  
 Dill, Dwight 1937-38  
 Dillworth, Robert H. 1965 (Manager)  
 Dixon, Rollin 1933  
 Dizer, Adrian 2008  
 Doggett, Daryl L. 1967-69  
 Dolford, Ray 1977  
 Dollens, Mickey 2008-09  
 Donaldson, Corlin 1998-99  
 Donnell, Cindy 1985-90 (Trainer)  
 Dorsett, Newt 1977  
 Dorsey, Cedrick 2004-07  
 Dorsey, Tommy 1999-2001  
 Douglas, Roy 1980-81  
 Downey, Paul 2002 (Trainer)  
 Dozier, Cornelius 1982-85  
 Drayton, Charles 1980-82  
 Dugal, Billy 2011-12  
 Duggan, James A. 1973-76  
 Duncan, Brian 1972-74  
 Duncan, James Matt 1989  
 Dunlop, John 1975-77  
 Dunn, John 1980-82 (Trainer)  
 Dunn, Marvin B. 1956-58  
 Dunn, Roy 1983-85  
 Dupard, Reggie 1982-85  
 Dupree, Jonathan 1990-91  
 Duvall, Andy 1971-73  
 DuVall, Stanley 1939-41  
 Dykhuizen, David 1977, 1980

E

Eades, Steven 1976-77  
 Early, Mickey 1973-75  
 Echols, Daniel 1989-91  
 Echols, Wilbur O. 1937-39  
 Echols, Wilburn O. 1970  
 Eckert, Stanley M. 1959  
 Eckert, Tony 2004-05  
 Edwards, Roland G. 1970  
 Edwards, Vernon 1992-94  
 Eidom, Franklin D. 1952-54  
 Eidson, Grant 2002-03  
 Eidson, Mike 1982-85  
 Eixman, John 1983-86  
 Elder, John F. 1939  
 Eldred, Mark 1993  
 Eldredge, Francis F. 1947-49 (Manager)  
 Eldridge, Curtis 1989-92  
 Elliott, John H., Jr. 1944-46  
 Elizee, Serge 2007-08

Ellen, David 1999  
 Elliot, Lyle B. 1918  
 Ellis, KJ 2007  
 Ellison, Andrew 2008  
 Emanuel, Sacha 1996  
 Embler, Mark 1975, 1977  
 Emory, Hackett 1982 (Manager)  
 Emshoff, Josh 2010  
 English, Weldon 1994  
 Enright, Mitch 2006-09  
 Erxleben, Jeff 1997-2000  
 Esteve, Thomas 1984  
 Etheridge, Joe P. 1946-48  
 Evans, Dewey 1995-98  
 Evans, Jason 1994-97  
 Everest, Alan D. 1970-71  
 Ewing, George 1937

F

Fagan, Russell 2005 (Trainer)  
 Fairley, Archie 1986  
 Faldon, Devon 1999-2000 (Trainer)  
 Fallon, Frank 1938-39  
 Fambro, Rick 1975  
 Farrar, Kevin 1975  
 Farris, James 1972-73  
 Farris, Louis A. 1956-57  
 Favreau, Jordan 2010  
 Fawcett, J.R. 1939-41  
 Feimster, Garett 2003 (Manager)  
 Felfe, Elmo R. 1944  
 Ferguson, Cara D. 1918  
 Ferguson, Eric 1978-81  
 Ferguson, Gary K. 1957-58  
 Ferguson, Joseph 2006  
 Ferguson, Marvin D. 1966  
 Ferguson, Michael D. 1964, 1966-67  
 Ferguson, Thomas 1976  
 Field, Thomas G. 1933-34  
 Fields, Darryl 2010  
 Fields, Thomas E. 1952  
 Fikes, Robert L. 1950  
 Fincher, Charleton J. 1927-28  
 Finley, Robert E. 1934-36  
 Fischer, Robert 1976-79  
 Fitzgerald, Johnnie 2003-06  
 Flake, Arlan G. 1960-61  
 Flake, Thomas 1994-96 (Trainer)  
 Flanigan, Ramon 1993-94, 1996-97  
 Fleming, Kenneth R. 1968-70  
 Fleming, Patrick 2007-10  
 Fleps, Pete 2007-10  
 Floyd, Robert J. 1969  
 Fly, Scott 1991, 1993  
 Fly, Walter R., Jr. 1932  
 Folsom, Robert S. 1944, 1947-49  
 Folsom, Ryan 1990  
 Forbes, Kris 1980 (Trainer)  
 Ford, Billy 1999-2002  
 Ford, Gus L. 1917  
 Ford, Mike 1977-78, 80  
 Ford, Scott 1981-84  
 Foree, Kenneth, Jr. 1917  
 Forester, George W. 1950-52  
 Forester, Herschel V. 1949-51  
 Fort, George L. 1925-26  
 Fort, Horace B. 1923 (Manager)  
 Foster, Chris 2004-05  
 Foster, David 1998  
 Foster, Walt 1977-79  
 Fox, Clement 1979-80  
 Fox, William W., III 1951-53  
 Francis, Daniel 2002  
 Franklin, William N. 1948-50  
 Frase, Rollin G. 1946  
 Fraser, William T., III 1967-69  
 Frazier, Marquis 2009-11  
 Free, Jordan 2009-12  
 Freeman, John W. 1965-67  
 Freeman, Johnnie 1999-2002  
 Freeman, Ke'Mon 2016  
 Freiburger, Dan 1990-92  
 Frierson, Byron 1981-84  
 Fritz, Amanda 2002-05 (Trainer)  
 Fritz, Joe 1977-80 (Trainer)  
 Fross, Cory 1999-2001  
 Fuller, Austin 2012  
 Fuqua, Raymond 1932-34  
 Futschik, Mark 1993-95

G

Gailliard, Myron 2016  
 Gaines, Ivan 1996  
 Gaines, Jeremiah 2013-16  
 Gaiser, George N. 1964-66  
 Gaither, Greg 1992-96 (Trainer)  
 Galbraith, Shannon 1991-92 (Trainer)  
 Galloway, Andrew 2007-08  
 Gannon, William D. 1961-63  
 Garcia, Eddie 1978-81  
 Gardner, A. Howard 1916  
 Gardner, Greg 1989-91

Gardner, Harry E. 1942  
 Gardner, Julie 1996-99 (Trainer)  
 Gardner, Tim 1996, 1998-99  
 Garner, Rex 1973  
 Garrett, Elton 1975-78  
 Garrett, Jay S. 1967-68 (Manager)  
 Garrett, Kevin 1999-2002  
 Garrett, Randy 1986  
 Gary, David W. 1954-56  
 Gary, Demerick 2016  
 Gedwed, Chris 1996-97  
 Geise, Gerald 1937  
 Gentry, Mason 2014-16  
 Gentry, Thomas C. 1954-56  
 George, Leo 1979  
 George, Rochon 1994-95  
 Gholson, William H. 1970-71  
 Gibbons, Olin W. 1973  
 Gibson, Charles W., Jr. 1964-66  
 Gibson, Mark 1977-80  
 Gibson, Robert 1972-73  
 Gibson, Scott 1979-82  
 Gibson, Walter 1991  
 Gilbert, Garrett 2012-13  
 Gilbert, Robert R., Jr. 1929-31  
 Gilder, Gordon A. 1969-70  
 Giles, Bynum, H. 1917  
 Gilleland, Gregory Frank 1985  
 Giller, Tre 1989-90  
 Gillis, Gene R. 1951-52  
 Gilmore, Robert 2005  
 Gipson, William E. 1943  
 Givens, Columbus 2005-07  
 Glaros, William P. 1969 (Manager)  
 Gleghorn, Courtney 2005 (Trainer)  
 Gleiber, Mitchell 1986, 1989  
 Glenn, B.C. 1915-16  
 Glockzin, Clay 2003-04  
 Glusing, John E. 1959-60  
 Gober, Kevin 1999-2001  
 Godfrey, Chris 2001-02  
 Godine, Standley 1981  
 Goen, Monte 1983-85  
 Goldberg, Gerson H. 1924  
 Gonzales, Joseph 1999 (Manager)  
 Gonzalez, Abel 1941-42  
 Goode, Randall 2005-06  
 Goodrich, Robert E., III 1965-67  
 Goodson, Kenneth P. 1936  
 Goodwin, Fred R. 1946-49  
 Gordon, Daniel A. 1968-69  
 Gordon, Matt 1999-2002 (Trainer)  
 Gore, Charles 1933-35  
 Goss, Randall G. 1971-73  
 Goss, Randy J. 1971-72  
 Goss, Robert D. 1952-53, 1955  
 Goss, Roland E. 1939-41  
 Gossett, Britanni 2004 (Trainer)  
 Gotcher, Kadie 2005 (Trainer)  
 Gottschalk, Ben 2010-13  
 Graham, David L. 1966  
 Grant, Ken 1986  
 Grantham, Kenneth T. 1948  
 Graves, Allison 1996-99 (Trainer)  
 Graves, John E. 1961-63  
 Gray, Jeremy 2010-12  
 Gray, Jerrel D. 1970  
 Gray, Joseph J. 1937  
 Gray, Joseph J. 1937  
 Gray, Rodi 1975  
 Gray, Thomas A., II 1958-59  
 Greehey, Sid 1975-78  
 Green, Deon 2015-16  
 Green, J. Edward 1947  
 Green, Jimmy 1974-75  
 Green, Ray L. 1960-62  
 Green, Tim 1983-84  
 Greenbauer, Hayden 2012-14  
 Greer, Erwin 1977  
 Gregg, A. Forrest, Jr. 1984  
 Gregg, A. Forrest, Sr. 1953-55  
 Gregory, Lynn S. 1958-60  
 Gregory, Jeremy 2001-02 (Trainer)  
 Grenier, Kevin 2008-12  
 Grider, Blake 1991-93, (Trainer)  
 Griffin, Beverly 1982-84 (Trainer)  
 Griffin, Jerry L. 1964-66  
 Griffin, Kyle 2005-06  
 Griffin, Michael 1982  
 Griffin, Robert 1974-75  
 Griffin, Trey 2001-03  
 Griner, Heldt H. 1921  
 Gross, Roger S. 1962  
 Guidry, Martin 2003-05  
 Guillory, Lamonte 1995-97  
 Gunlock, Jack P. 1951-53  
 Guthrie, Larry C. 1969-70  
 Guynes, Henry 1936-37  
 Guynes, James W., Jr. 1937

H

Hackney, Clint 1972-74  
 Hackney, Hoyle 1927 (Manager)  
 Hackney, Joe M. 1958-60  
 Hackney, W. Loretz 1917  
 Hagan, Ron 1989-91  
 Hagerman, Clifford B. 1941  
 Hagle, James S. 1965-67  
 Hailey, Robbie R. 1954  
 Hairston, Tom 1952-54  
 Hake, Mike 1973-74  
 Hale, Tim 1986  
 Haley, Roscoe 1916, 1919  
 Hall, Corter 1973  
 Hall, Mercury 1995-98  
 Halla, Frank 1930  
 Halla, James T. 1965  
 Halliday, Jack P. 1947-49  
 Halliday, Sid M. 1942, 1946-47  
 Halpin, Lowell R. 1967  
 Halverson, Nate 2013-14  
 Hamberger, John E. 1946-48  
 Hamilton, Ashley 1999 (Trainer)  
 Hamiter, Gene 1930  
 Hammon, Becky 1994-95 (Trainer)  
 Hammon, Marion 1928-29, 1931  
 Hammond, Gary A. 1969-71  
 Hammond, Mark 1973  
 Hampton, John 1999-2002  
 Handy, Patrick 2005-08  
 Hanness, Brett 2009-12  
 Hansen, Albert E. 1951-52  
 Harder, Marion 1975  
 Hardman, Cleve 1973-76 (Trainer)  
 Hargis, Townsend 2002-03  
 Hargrave, Harry M. 1968-70  
 Harkey, Carla 2002-03 (Trainer)  
 Harkey, Jack W. 1943  
 Harlan, William W. 1962-64  
 Harlow, John 1936-38  
 Harmon, Bryan 1994-97  
 Harmon, Rudy Paul 1985-86  
 Harper, James 2002-05  
 Harraman, Brent 1989  
 Harrell, Jeffery 1982-83  
 Harrington, Darren 1989-92  
 Harris, Fred Elijah 1938-40  
 Harris, Henry C. 1916  
 Harris, Richard A. 1942  
 Harris, Rico 2001-02, 2004-05  
 Harris, Sterling 2001-03  
 Harris, Wylie 1922  
 Harrison, Kenny 1972-75  
 Hart, Matt 1989-91  
 Hart, Tracy 1996-99  
 Hart, William C. 1968-70  
 Hartnett, Perry 1978-81  
 Harvey, Jay 1993-96  
 Harvey, Ralleghe L. 1955-57  
 Hashaway, Gary 1982-85  
 Hasson, Duke 2004-06  
 Hatzenbuehler, E. H. 1966-67 (Manager)  
 Haugum, Dean 1978  
 Hawk, David R. 1954-55  
 Hawkins, Tony 2004-07  
 Hawn, James J. 1950-52  
 Hawn, William A. 1937-38  
 Hawn, William R. 1930-32  
 Hawthorne, Gabrielle 2005-06 (Trainer)  
 Hayes, Ahmad 1994-95  
 Haynes, Bradley 2008-11  
 Haynes, David 2005-07  
 Haynes, Michael 1972  
 Haynes, Walter L. 1968-70  
 Haywood, Adrian 2005-06  
 Head, Alton O., Jr. 1966-68  
 Headstram, David R. 1973-75  
 Hearon, Charles 1930, 1932  
 Heathman, Brian 1990-94 (Trainer)  
 Hedlund, Chad 2015  
 Hellestrae, Dale 1981-84  
 Helms, Robert F. 1931 (Manager)  
 Henderson, Brandon 2009-13  
 Henderson, Jeff 1998  
 Henderson, Jessie 2005-08  
 Henderson, Mike 1989-92  
 Hendrickson, Ralph 1950  
 Henry, Robert H. 1961  
 Henry, Sidney M. 1923-24  
 Hensley, Charles M. 1957  
 Hernandez, Daniel 1995-96  
 Herron, Julian 2008  
 Hervey, A. Claude Jr. 1935 (Manager)  
 Hetherington, Gary 1976 (Manager)  
 Heusel, Scott 1998-2000 (Trainer)  
 Hicks, Ben 2016  
 Hiemenz, Paul 2006  
 Higgins, James B. 1968-69  
 Hightower, Richard 1949-51  
 Hill, Claude C., Jr. 1943, 1945-47  
 Hill, David 1975-78



**OUTLOOK**

**PLAYERS**

**COACHES**

**OPPONENTS**

**REVIEW**

**RECORDS**

**HISTORY**

**MEDIA**

Hill, Greg	1989-92
Hill, Rongea	1989-92
Hillary, Thomas W.	1962-63
Hines, Ben B.	1917-20
Hipps, Chris	2014
Hixson, Charles O., Jr.	1968-70
Hodges, James O.	1970
Hodges, Mark	2003
Hoffman, Mark	1981
Holbrook, Roy	1938
Holcomb, Laura	1986-89 (Trainer)
Holden, Samuel C.	1967-69
Holder, Bill	1996-99
Holdren, Rand	1998
Holleman, Arius	2013
Hollie, Douglas	1982-83
Hollie, Spencer	2013-14
Hollingshead, Tam	1975
Holloway, Jamie	2001-04 (Trainer)
Holman, Keenan	2010-13
Holmes, Joe	2007
Holt, Jene A.	1943
Holyfield, Marcus	2013
Holz, Jason	1993-96
Honey, Alex	2016
Hooks, Alexander M.	1926-27
Hooks, Robert A.	1950-51
Hooper, Earl	1974-75
Hooper, Ira	1928-30
Hopkins, Wes	1979-82
Horn, Eddie Jr.	1975
Horton, Cole	2003
Horton, Jene	1991-92 (Trainer)
Horton, Leah	1998 (Trainer)
Horton, Nick	2013-1
Houghton, H. Dwight	1969
Hover, Chase	2011-13
Howe, Mark	1974-76
Howell, Dennis	1971-72
Howell, Ladelle	1922
Hmcir, Trent	2000-2003
Huahulu, Evan	2008
Hubbard, Greg	1982-84
Hudman, Bryce	2006-07, 2009
Hudnall, David	1968 (Manager)
Hudson, Ernest	1926
Hudson, Ronald	1982
Huemiller, Tom	1989
Huff, Glen E.	1922
Hughes, Ben	2010, 2013
Hughes, John E.	1961-63
Humble, Mark	1995-97
Hume, Redman	1927-28
Hummel, Ben	1984-86
Humphrey, Rolando	2002-05
Hundley, Terry	1995-98 (Trainer)
Hunt, Byron	1977-80
Hunt, Charles	1976-79
Hunt, James R.	1959-61
Hunt, Jason	1993-94
Hunt, Margus	2009-12
Hunt, Richard	1991 (Trainer)
Hunt, Robert D.	1958, 1960-61
Hunt, Travis	2003
Hursh, Bruce	1975
Hurst, Damon	2006-07
Hutchinson, T.J.	1971
Hutshins, Cam	1980 (Manager)
Hyatt, Dan	1978 (Trainer)
Hyder, Braylon	2015-16

**I**

Ieremia-Stansbury, Don	2002-05
Imo, Kenneth	1995-98
Ingram, Robert J.	1925
Irby, Collis P.	1924
Iroh, Frank	1999 (Manager)
Irons, Richard B.	1966
Ison, Stuart	1989-91
Israel, Larry	1992-93
Ivey, Glenn	1994-97

**J**

Jackson, Charles R.	1956-57
Jackson, Chris	1981-84
Jackson, Frank H.	1958-60
Jackson, Jason	2007-08
Jackson, Nolan D.	1937-38
Jackson, Sam N.	1931-32
Jackson, Tony	1974-76
Jackson, William L.	1968-70
Jacobs, Jeffrey	1984-86
James, Chris	1994-95
James, Craig	1979-82
James, Jarrian	2000-2003
James, Lynn	1986
James, Rick	1994
Jamison, Rovert E.	1952 (Manager)
Janszen, Michael L.	1965-67
January, Alan D.	1963-65
Jarma, Don	1973-74
Jean, Lee	1980-81

Jeanlys, William	2015-16
Jenkins, Vince Bernard	1985-86
Jennings, Kevin	1980-81
Jernigan, Larry W.	1963, 1965-66
Johns, Freeman	1973-77
Johnson, Albert	1995-98
Johnson, Arthur A.	1933-35
Johnson, D.D.	1999-2000, 2002-03
Johnson, Darius	2010-12
Johnson, Darrin	2003-06
Johnson, David	2015
Johnson, Edward	1972-73
Johnson, Gilbert	1947-48
Johnson, H.B.	1969
Johnson, Henry H.	1948
Johnson, Hiram B.	1969-71
Johnson, Janine	1980-82 (Trainer)
Johnson, Jeremy	2011-13
Johnson, Jordan	2007-08
Johnson, Kevin	2016
Johnson, Kim Bailly	1985-86
Johnson, La'Cori	2006-08
Johnson, Luke	1997-99
Johnson, Mike	1975
Johnson, Ray M.	1929-30
Johnson, Russell	1975
Johnson, Tim	1978
Johnson, Wade	1984-85
Johnson, William E.	1927-28
Johnson, William O.	1940-42
Johnston, Fred A.	1970
Johnston, James M.	1968-69
Johnston, Luther P.	1939-40
Joiner, Veronica	1993-95 (Trainer)
Jones, Brandon	2004-05, 2007
Jones, Desmond	2003-04
Jones, Frank M.	1928
Jones, James E.	1958
Jones, Milton	1975
Jones, Phil	1972
Jones, Ralph P.	1926
Jones, Rod	1982-85
Jones, Tim	1977-78
Jones, Tyler	2007-09
Jones, Victor	2008, 2010-11
Jones, Xavier	2015
Jordan, Arthur	1990
Jordan, C. Michael	1969
Jordan, Emmett M.	1930-32
Jordan, John D.	1968-70
Joseph, Darius	2012-15
Joyner, Randall	2010-13
Jurecka, Randy	1976
Justo, Mike	1977-80
Justice, AJ	2013-15

**K**

Kaifes, Eric	1980
Karrington, Brent	2003
Kattmann, Bruce C.	1929-30
Katz, Randy	1976-79
Kaufman, Mitchell	2015-16
Keele, Lacy R.	1944
Keener, Tab	1981
Keeton, Edgar L.	1939-40
Kelcher, Louie	1972-74
Keller, Walter S.	1954-56
Kelsey, Mike D.	1961
Kendrick, James P.	1944, 1948
Kennedy, Brian	1992-94
Kennedy, Jack	1915 (Manager)
Kennedy, Ryan	2003-06
Kennemer, Chase	2007-09
Kennington, Craig	1982-86
Kershaw, Brett	1989
Key, Earl	1925-26
Kidd, Brannon	1993-96
Kidd, Marty	1989
Kiely, Bill	1989-92
Kieschnick, Brad	2002-05
Kilmer, Tina	1996-97 (Trainer)
Kimbrough, John D.	1966-67
Kimbrough, Ned	1925
Kincade, Keylon	2000-2003
King, Donald	1982-85
King, Geoffery	1989-90
King, P.S.	1960
King, Sam B.	1934 (Manager)
King, Walter H.	1948
King, William J.R.	1922-24
Kirk, Joe A.	1968 (Trainer)
Kiselak, Dave	1994-95
Kitts, James R.	1918-21
Klemstein, Billy	1983-85
Knebel, Eric	1954-55
Knee, Gary L.	1968-69
Knee, John C.	1962-64
Kneiff, Fred J.	1926-28
Knight, Jon P.	1949-51
Knight, Simeon	1989, 1991
Knox, Ernest	1973-74
Koenig, Thomas W.	1956-58

Kollar, Chad	1995-97
Kong, Lisa	1998 (Trainer)
Koonce, Jackson	2014
Koontz, George	1929-31
Kotlarich, Pete M.	1944-46
Kovar, Jerome	1978-79, 1981-82
Kreimborg, Jim	2000
Krischke, David	1972-73
Krstich, Garrett	2013-15
Kubicek, Robby	1992-93 (Trainer)
Kuesel, George K.	1970

**L**

Lafitte, Darrell M.	1951-53
LaGasse, Collin	2013
LaGrone, John W., Jr.	1964-66
Lairmore, Glenn C.	1932
Lamkin, Gus	1973-74
Lancaster, Cedric	2013-14
Landers, James E.	1951
Lanham, Joe	1929
Lasecki, Taylor	2012-15
Laughlin, Rosser T.	1932-34
Law, Ty	2013
Lawler, Justin	2013-16
Lawrie, Chasity	1996-97 (Trainer)
Lawson, Ryan	1989-92
Leach, Bobby	1981-84
Lee, B.J.	2008
Lee, D.D.	2001-03, 2005
Lee, James W.	1957 (Manager)
Lee, Nathan	1995
Leitko, Mike	1971-73
Leonard, Ryan	2007
LeRibeus, Josh	2008-09, 2011
Lerner, Josh	1995
Lesser, Reid B.	1968-69
Lester, K.P.	1915
Leverett, Paul F.	1953 (Manager)
Leveridge, Milam, S.	1945
Levias, Jerry	1966-68
Levy, Sam J.	1943
Lewis, Charles	1978
Lewis, Floyd N.	1946-48
Lewis, Marc	1990-91
Lewis, Ryan	1994 (Trainer)
Leyendecker, Charles S.	1954-56
Lias, Kevin	1995-96
Ligon, Clyde W.	1950-52
Lindbloom, Jason	1992-95
Lindley, A.W.	1929
Lindley, Jonathan	2004-07
Lindsey, Galen	1975-76
Line, Bill B., Jr.	1968-70
Line, Prescott	2013-15
Line, Zach	2009-12
Linebarger, Thomas	1982-84
Lipke, Eric	1948-49
Lisle, Tom	1978-79
Litowkin, Alex J.	1952-53
Livingston, Andrew	1983-85
Livingston, James W.	1968
Livingston, Michael P.	1965-67
Livingstone, William E., III	1954-56
Lobo, Sean	2006-08
Loftin, Cole	2012
Loftus, Mike	2011-13
Lomenick, Matt	1989
Long, Louie	1928-30
Long, William	1992-93 (Trainer)
Longoria, Derek	2012-15
Lott, David H.	1941 (Manager)
Love, Kevin	1989-92
Love, Ross J.	1926-28
Love, Ross J., Jr.	1957
Loveless, Bobby K.	1957-59
Lovett, Brian	1989-90
Lowe, Kenneth C.	1957-59
Lowery, Devin	2004-07
Lowey, Tom	1974-75
Loyd, Paul B.	1966-67
Lucas, William F.	1954
Luce, Scott	1980-82 (Manager)
Luker, Kelan	1999, 2001
Lunday, Bryce	2008, 2010-11
Lynch, Efram	1981
Lynch, W.C.	1926

**M**

Maag, John A.	1963-65
Maddox, Robert D.	1940-41
Magers, Harold J.	1963-65
Magness, James	1923-25
Magnum, Murray P.	1941
Mahew, James H.	1951
Makinde, Victor	2005-06
Maley, Howard E.	1941-42, 1945
Mallory, Young B.	1916 (Manager)
Mallouf, Raymond L.	1938-40
Malone, Rhyheem	2015
Malonson, Marcus	1989-90, 1992-93
Mandungu, Nkumu	1996-98

Mann, Gerald C.	1925-27
Mann, Terence	1983-86
Mapps, James	2006-07
Mapps, Raymond E.	1970-72
Marion, James E.	1948, 1950
Mark, Gerald	1986
Markette, Joe B.	1942
Marquardt, Wait	1980-82
Marrs, E.M.	1918-19
Marshall, David	1977-80
Marshall, John W.	1953-55
Marshall, Norman	1958-60
Martin, DeMyron	2005-08
Martin, Grady E.	1942
Martin, Jed Cameron	1985-86
Marinez, Mark	1989-90, 1992
Mason, Mike	1978-80
Mason, Weldon M.	1929-31
Masse, Richuel	2004-05
Masters, Ray D.	1955-57
Masterson, Ken	1984-85
Mathis, Ryan	1989
Matthews, Clifford W.	1936-38
Maurer, Jim	1983-87 (Trainer)
Maxon, Alvin	1971-73
Maxwell, Charles L., Jr.	1920
Maxwell, Douglas I.	1916-17
May, Albert L.	1915
May, Terry M.	1966-68
Mayes, Eric Reagan	1985-86
Mays, Gerald A.	1958-60
McAdams, Gordon	1980-81
McAdams, Michael	2002-03 (Manager)
McAlister, Oran H.	1962-64
McAtee, Harvey	1980-81
McCall, Bond	1982 (Trainer)
McCallum, Arthur N.	1958-60
McCann, Bryan	2006-09
McCarthy, James	1998-2001
McCarty, Daniel	2013-14, 2016
McClain, Clinton	1939-40
McClenehen, Andrew	2012-15
McClintock, Milton E.	1943-46
McClure, Amy	1998-99 (Trainer)
McCorstin, George L.	1945
McCown, Josh	1998-2000
McCoy, David S., Jr.	1944-45
McCray, Wilton	2004-07
McCullough, Darrell D.	1973
McDade, Clarence	1982-83
McDade, Robert Roerique	1985-86
McDearman, Bryan	1998-2001
McDearman, Rusty	1971
McDermott, J.J.	2011
McDonald, Earl	1922
McElroy, Devon	2008
McFarland, John A., Jr.	1944
McGee, Ervin	2003
McGinnis, Stephen S.	1968-69
McGrow, Brendan	1998-99
McIlhenny, Donald B.	1953-55
McIlhenny, Lance	1980-83
McIlhenny, Lott	1979-82
McIntosh, John R.	1923-24
McIntyre, Sally	1995-99 (Trainer)
McJunkin, Blake	2008-12
McKinney, Andrew	2005-08
McKinney, Kevin Miles	1984-86
McKinney, Will	1997-98, 2000
McKinnie, Mac	1993-96
McKinnon, Randy	2011
McKissack, James R.	1946-49
McKnight, Alva F.	1917-19
McLarty, Seth A.	1970-72
McLeod, W.H.	1932
McMillan, Marshall K.	1968-69
McMinn, Clarence B.	1941-42
McMurtry, Chris	2002-05
McNeal, Shawnbrey	2009
McNew, Matt	2015-16
McNutt, Jack	1932
McWilliams, Ronald O.	1944
Meador, Edward F.	1941
Medellin, Rene A.	1958-61
Medlen, Norman R.	1964-65
Medlen, Ron M.	1964-66
Medlin, Joseph	2000
Medlock, Wesley	2002-04
Meletio, James T.	1943-45
Melle, Joe	2006 (Trainer)
Mendez, Daniel	1999 (Manager)
Mentzel, Ryan	2002-05
Meredith, Joseph D.	1957-59
Merrill, Sam B.	1916
Merritt, Dan	1995-98
Merritt, Ronald W.	1963-65
Meyer, Johnny R.	1970-71
Meyer, Ralph	1982 (Manager)
Meyers, John C.	1934, 1936
Michell, David C.	1956
Milam, Zohn S.	1946, 1948-49
Miles, Cecil R.	1944-45

Miller, A.J.	1986
Miller, Eugene	1921
Miller, Harding W.	1941-42
Miller, Harry S.	1962-63
Miller, Jack D.	1951-53
Miller, Jordan	2013-14
Miller, Joseph A.	1960-62
Miller, Louis T.	1951-53
Millines, Darrion	2013-16
Mills, Gale E.	1952
Mills, Kenneth J.	1930-32
Minor, Zelt	2013-16
Mitchell, Bo Levi	2008-09
Mitchell, Darren	1981, 1983-83
Mitchell, David C.	1958
Mitchell, Donald	1995-98
Mitchell, Jackson	2013-16
Mitchell, Kyran	2015-16
Mitchell, Mike L.	1966-68
Mitchell, Wilbert	1993-96
Mizell, William A., Jr.	1945, 1948
Mobley, James	1979-81
Moczygomba, Ryan	2007-10
Moffett, John	1982-84 (Trainer)
Mojica, Robert	2009-10
Montes, Ajee	2013-14
Montgomery, Franklin R., Jr.	1985-86
Montgomery, Jesse	2014-15
Moodley, Ruben	2000-03
Moon, David E.	1945-48
Mooney, Tom	1977-78 (Manager)
Moore, Dale E.	1951-53
Moore, David J.	1966
Moore, Eric	1980-81
Moore, Jackson	1994-96
Moore, James D.	1944 (Manager)
Moore, Jared	1978-81
Moore, Jimmy L.	1966-68
Moore, Jimmy	1995-96
Moore, Michael W.	1963-65
Moore, Shaun	2008
Moore, Sterling	2009-10
Moore, Todd	1981
Moreland, Jesse E.	1917 (Manager)
Moreman, Dan M.	1966-67
Morgan, Cagan	1992-95
Morgan, Cecil H.	1959, 1961
Morgan, Jeremy	1995-98
Moro, Osomu	1998-2001 (Trainer)
Morris, Chris	1984-86
Morris, Earl	2002
Morris, Phil	1974 (Trainer)
Morris, Ron	1983-86
Morris, Wayne	1972-75
Morrison, Blackstone L.	1923-24
Morrison, Cobby	1984-86
Morrison, John R.	1937
Morrow, William W.	1964
Morse, Michael	2008-09
Morstead, Thomas	2006-08
Morton, Dustin	2006
Morton, Stephan	1972-74
Moten, Gary	1979-82
Motes, Kenneth E.	1964-66
Mounds, Roderick Bud	1985-86
Moxley, William C., Jr.	1947
Mudd, Donald	1976-78
Mulbah, Asatu	2006 (Trainer)
Mullenweg, William H.	1938-40
Mullins, Larry J.	1964-66
Mumphrey, Johnathan	1990-93
Munlin, Foy	2004
Munn, Max	1995
Muns, Matt	2002
Murff, Billy C.	1960
Murphey, Merlyn M.	1954
Murphy, Danny	1999
Murphy, Ken	1975-76
Muse, Cory	2005-07
Muse, Pete	1975-78
Musgrove, Curtis, Jr.	1950-51 (Manager)
Musslewhite, Benton	1950-52
Musslewhite, David C.	1956-58
Myers, Anthony	1975
Myers, Jack M.	1940
Myers, Seaver	2013-14

### N

Nabushosi, Elie	2013-15
Nady, D. Gary	1972
Namdar, Brad	2011
Natour, Nick	2016
Neal, Eric	2002-03
Neal, William	1915
Ned, Tony	1991-94
Neeley, Alfred D.	1929-31
Neeley, Richard	1980-82
Neill, Ken	1992-95
Neill, Pat H.	1958-60
Nekuza, Michael C.	1968-70
Nelson, Gary	1975-78
Nelson, Isaiah	1991, 1993-94

Nelson, Norman L., Jr.	1960-61
Nelson, Stephen	2013-14
Nelson, Walter	1922 (Manager)
Newman, Clint D.	1960
Newman, Michael	1989-90 (Trainer)
Newman, Tom R.	1921
Newsome, Tony	1997-98
Newton, Neil L.	1920-22
Nichols, Albert G., Jr.	1959-61
Nichols, Fred	1980-83
Nichols, George Shon	1985-86
Nichols, Rich	1998-2000
Nikolopolous, Victoria	2001 (Trainer)
Nisbet, Jay	1989
Nix, Charles	1978-80 (Trainer)
Nix, Doyle E.	1953-54
Nlemchi, K.C.	2013-14
Nnabuife, Alvin	2001, 2003-05
Noble, James W.	1943
Nobles, Joe	1973-75
Noebel, Scott	1977
Norton, Jerry R.	1951-53
Nutt, Duane D.	1952-54
Nwabuike, Uchenna	2011, 2013
Nwisiényi, John	2008
Nwosu, Cameron	2014

### O

O'Beirne, Clarence B., Jr.	1939 (Manager)
O'Brien, Ed	1980
O'Brien, Harold E.	1953-55
O'Connell, John P.	1967-69
O'Meara, Brian	1981-83
Oden, John H.	1973
Odari, Alex	2008
Odom, Layton H.	1921
Oefinger, Roy D.	1964-65
O'Guin, Michael	2010
Okeke, Uzo	1989-92
Okerland, Beth	1989 (Trainer)
Oldfield, April	1998 (Trainer)
Olitky, Sandra	1984-86 (Trainer)
Oliver, Ed C.	1932 (Manager)
Oliver, L.J.	1931-32
Olson, Jeannie	1982 (Trainer)
Onu, Mikial	2016
O'Neill, Shane	1999-2001
O'Neill, Steve	2000
Orr, James	1999-2002
Orr, Maurice, S.	1933-35
Ortez, Clifford	1972
Osborn, Norbert	1986, 1989
Ownby, Roy K., Jr.	1942
Oyler, Robert R.	1962-64

### P

Pace, Roy L.	1952-53
Padron, Kyle	2009-10
Page, David	2000-01
Page, Paul E.	1945-48
Pahulu, Alex	1997-98
Palmer, Wayne	1942
Parham, Chris	2007-09
Park, Roy W.	1915
Parker, Chales L.	1943
Parker, Cornell	1992-95
Parker, Emily	1999 (Trainer)
Parker, Howard I.	1947
Parker, Robert C.	1946
Parker, Robert	2010
Parker, Stephen B.	1973 (Trainer)
Parks, A. Jack	1925-26
Parks, Chris	2010-13
Parks, Frederick R.	1945-47 (Manager)
Parr, Rodney G.	1959
Parrott, G. Stephen	1969
Partee, Buford L.	1950-52
Partee, Dennis F.	1965-67
Pasqua, Joe B.	1938, 1940-41
Patman, Johnson	1998-2001
Patrick, Ramona	1999 (Manager)
Patterson, Dan M.	1936-38
Patterson, Joseph I.	1919-21
Patton, Chad	1990-93
Patton, Sam	1991
Payne, Frank C.	1921, 1923
Payne, Frank C., Jr.	1946-49
Pearson, Arnett	1924
Pechal, Julius M.	1946-47
Pederson, Lance	1977-80
Pedrosa, Darren	1991
Peel, Warren R.	1918
Pellerin, Reynaldo	2003-06
Pennington, Jeff	1996-99
Perez, Ines J.	1966-67
Perkins, Blake	1995-98
Perry, Charles W., Jr.	1949-50
Perry, Harold	1975-78
Perry, Tony	1975
Peterson, Eric	2000-02
Peterson, Lance	1989-90 (Trainer)
Pettaway, Don	1978

Peveto, Brad	1983-86
Peveto, Caleb	2004-07
Phillips, Chris	2003
Phillips, Dominique	1997-2000 (Trainer)
Phillips, Jerome K.	1964-66
Phillips, Joe	1984-85
Phillips, Keith	1976-77 (Manager)
Phillips, Leamon A.	1936-37
Phillips, Reginald	1980, 1982-84
Phillips, Rodnick	1996-99
Pickens, Gary	1976-78
Pierce, Frank B.	1918
Pierce, Graham L.	1917-20
Pipkins, Jason	1998, 2000-01
Pittman, Torlan	2008-09, 2011-12
Pleasant, Marquis	1983-85
Poirot, Rodney L.	1966
Polk, William L.	1958-60
Pollet, Leyton	1999 (Manager)
Pool, Julius L.	1943
Poole, Scott	1990-92 (Trainer)
Pope, John	2004-05
Pope, Kevin	2011-14
Pope, Raymond D.	1938-40
Popelka, Robert E.	1970-72
Portillo, Bruce W.	1967-69
Postick, McKinzie	2004-05 (Trainer)
Post, Chris	1999-2001
Poston, Blake	2012-13
Poulos, Stanley G.	1968-69
Pouncy, Gene	1972
Pouncy, Joe	1972
Powell, David J.	1950-52
Powell, Malcolm E.	1928-30
Pynter, Ben	2004-07
Poynter, Tommy	2006, 2008
Pratt, Markus	1998-2000
Price, Joe	1931
Price, Leroy	2000-01
Price, Mitchell	1986
Priddy, William R.	1921 (Manager)
Pritz, Rex	2016
Proche, James	2016
Pruitt, Jarvis	2013-16
Pryor, Gene	1986
Pulattie, Francis W.	1946
Pursley, Chad	2015

### Q

Quinn, Hal M.	1950
Quinn, Robert E.	1945

### R

Raborn, Carroll M.	1934-35
Rademacher, Cody	2013-14
Radford, Eddie	1982
Raines, Arthur, L.	1962-63
Rainey, John D.	1967-70 (Trainer)
Ramsey, J. Theodore	1940-41
Ramsey, Robert E.	1942, 1946-47
Randall, Drew	1989-92
Randell, Don R.	1970-72
Randle, Derrice	1999-2001
Randle, Mike	1980
Randolph, Shakiel	2012-15
Ranspot, Keith E.	1935-37
Rash, Nick	2004 (Trainer)
Rasmussen, Robert	1978
Rasor, Edgar R.	1941-42
Ray, Earl W.	1965-66
Ray, John H.	1932
Ray, T. Seborn	1926-28
Rea, Kenny	1989-92
Readman, David D., Jr.	1943
Reece, William T.	1945
Reed, Derrick Dwight	1985-86
Reed, Nick	2013-14
Reed, Raymond W.	1921
Reed, Robert M.	1960
Reed, Samuel H.	1927-28
Reed, Taylor	2009-12
Reel, Ronald M.	1963-65
Reese, Albert	1983-86
Reese, Darrell	1982-85
Reese, Guy P.	1959-61
Reeves, Jimmy L.	1961
Reich, Taylor	2014
Reindl, Steve	2000-03
Reinking, Richard P.	1945-47
Reinowski, Paul R.	1964
Reisor, Lawrence E.	1922-24
Renshaw, Horace	1917-19
Rentzel, Chris	1966
Revis, Norm	1981-83
Reynolds, Edward E., Jr.	1956 (Manager)
Rhinehart, Jacoby	1995-98
Rhoads, Jack D.	1960-62
Rhodes, Zach	2007
Rhyme, Jerry B.	1961
Rhone, Anthony	2014-16
Rice, Douglas Clinton	1984-86
Rice, Sam	2012-13

Richard, Lincoln	2013
Richards, Billy G.	1946, 1949-50
Richards, Dave	1984-86
Richards, Tony	
Richardson, Courtney	1998-99
Richardson, Harold L.	1966-67
Richardson, Horace	2013-16
Richardson, J.R.	2011, 2013-14
Richardson, Michael W.	1966-68
Richardson, Terry Don	1969
Richey, John N.	1961-63
Richter, Reichard R.	1937
Riedel, David	1989-90 (Trainer)
Riley, Corey	1999-2001
Riley, David L.	1951-52
Riley, James C.	1930-32
Riley, Karon	1996
Riley-Ayers, Gareth	2012-14
Rios, Roy	1997-98
Ripsey, William M.	1950-52
Rising, Major W.	1957-59
Risko, Robby	1989-92
Ritz, Todd	1991
Roach, John G.	1954-55
Roach, John L.	1926-27
Roan, Oscar	1972-74
Robb, James Y., Jr.	1950-51
Robards, Gene O.	1948, 1950
Roberts, Keyfer	2015-16
Robertson, Ronnie	1973-74
Robinson, Aldrick	2007-10
Robinson, Calvin	1994
Robinson, DeAndrea	1994-95
Robinson, James Lee	1971-72
Robinson, James S., Jr.	1955
Robinson, James	2000
Robinson, John Andrew, Jr.	1984-86
Robinson, Keith	2008-09, 2011-12
Robison, Eulis C.	1956-58
Roderick, John W.	1963, 1965
Rogers, Cameron	2009-12
Rogers, David L.	1970-71
Rogers, David	1977
Rogers, James Jr.	1954-55 (Manager)
Rogers, Justin	2003-06
Rogers, Mack	1971-72
Rohfs, Paul	1975 (Manager)
Rolf, Robert N.	1949 (Manager)
Rolfe, Austin	2016
Rollins, Arthur H.	1970-71
Rollwage, John O.	1944
Romo, Jerad	2004-05
Romo, Mike	1989-91
Roundtree, Daniel	2012
Rosales, Oscar	1989-91
Rosenthal, Ken	1976-79
Ross, Haskell E.	1932-33
Rossley, Mick	1991-94
Rote, William K.	1948-50
Rudolph, Harold L.	1957
Rumley, John L.	1959-60
Rushbrook, Matt	2000, 2002-04
Russell, Charles S.	1949
Russell, Harvey N., Jr.	1949-51
Russell, I.D.	1949-51
Russell, James O.	1933-35
Russell, Sammy	1972-75 (Trainer)
Ruthstrom, Ralph D.	1944
Rutledge, Jonas	2000-03
Ryan, Chuck	1974-75
Ryan, James P.	1970-72

### S

Sackville, Jamie	2016
Sada, Marcello	2010
Saena, Jerry	2016
Sanders, Chris	1997-98
Sanders, Deion, Jr.	2013-15
Sanders, Emmanuel	2006-09
Sanders, George B.	1936-38
Sanders, Henry J.	1927-29
Sanders, Jack	1936, 1938-39
Sanders, Stephon	2011-14
Sanders, Wayland	1922
Sanders, William T.	1934-36
Sato, Naoky	1989-90 (Trainer)
Saufley, Victor	1927-29
Sawyer, Trent	2006
Savage, Randy	1972-74
Scanlon, Kerry	1995-96
Schaedel, William	1927-28
Schavdra, Chase	1997-2000
Schick, Lincoln	2010-11
Schmitt, Thomas	1982-86 (Trainer)
Schoenke, Raymond F.	1960-62
Schroeder, Cody	1993
Schulgen, Sean	1997
Schulte, Rickey	1980-82
Schultz, Leon H.	1944-45
Scoggins, Randy	1971
Scott, Delontae	2016
Scott, Jay	2010-13



Scott, Joe B.	1941-42, 1946
Scott, Louis C.	1970-71
Scott, Paul B.	1919-20
Scott, Stewart	1982
Scott, Warren	1993-96
Scotti, Anthony	1994-97
Scottino, Paschal, J.	1934-36
Seals, Robert	2012-15
Sebeck, Jerry D.	1960
Secor, Albert	1976
Seeker, Luke	2012-14
Sellers, Ben	2013
Sennette, Chad	1996
Sepulveda, Donnie	1990-92 (Trainer)
Shaelman, Tony	1982, 1984-86
Shapard, Barnard	1921
Shapiro, Ed	1973-74
Sharrock, Jerry D.	1957-58
Shaw, James H.	1968-69
Shaw, Rufus	1972
Shaw, Truxton L.	1931
Shaw, Wanda	1972
Shaw, Wayne	1942-43
Shaw, William A.	1943
Shea, Greg	1991-93
Shead, Traylon	2013
Sheets, Alan	2004 (Trainer)
Sheilds, James	1999 (Trainer)
Shelton, Derrek	1978
Shelton, Michael, D.	1969
Shelton, Mike	1971
Shelton, Thomas	1978-81 (Trainer)
Shepard, Kevin	1992-94
Sheppard, Henry	1973-75
Sherer, David M., Jr.	1957-58
Sherick, Richard Dwight	1985-86
Sherman, Eugene H.	1959-60
Sherwin, Thomas W.	1961-63
Shields, James	1998-2000 (Trainer)
Shuford, Harry A.	1933-35
Silverthorn, Kris	1971-72
Simes, Hoyle, A.	1939-40
Simmonds, Zac	2004
Simmons, John C.	1977-80
Simmons, John J.	1970
Simmons, Marcello	1989-92
Simon, Victor	1980-81
Simonton, Jason	1996-99
Simpson, Cowden K.	1940-42
Simpson, Rusty	1999
Simpson, Wayne	1974-76
Sims, Steve	1972
Sitton, James J.	1963-65
Skeeters, William T.	1928-30
Slankard, Wayne C.	1956-57
Slaten, Joey	1998-2001
Slater, Corey	2006
Slaughter, Byron	1990-93
Slaughter, Sidney L.	1955-57
Sledge, Zack	2005-07
Sloan, Benson	2006
Sloan, Seth	2008
Smart, Justin	2007-08, 2010
Smith, Anthony	1977-80
Smith, Blane	1978, 1980-82
Smith, Braden	2009-10
Smith, Burnie	1946
Smith, Cameron	2011, 2013-15
Smith, Chase	2006
Smith, Elvin M.	1922
Smith, Gary	1978-82
Smith, J. David	1969
Smith, Jacques	1990-94
Smith, James L.	1931, 1933-34
Smith, James R., Jr.	1933-35
Smith, Jesse F.	1956-57
Smith, Jimmy L.	1977-78
Smith, Jimmy W.	1953-55
Smith, Michael	1972-74
Smith, Rhea	1925 (Manager)
Smith, Robert P.	1931-32
Smith, Robert T.	1972-74
Smith, Ryan	2009-12
Smith, Steve	1971
Smith, Steve	1974-77 (Manager)
Smith, Steven H.	1959
Smith, Wade	1994-95
Smith, Warren N.	1943
Smith, Whit	1982-83
Snowden, Clint	1995-98
Solombrino, Marty	1989-92
Sorrell, Justin	2010-11
Sowe, Anthony	2007-08
Spain, Truman F.	1933-35
Spencer, Jarrett	2013
Spillman, Andy	1989
Spivey, Lee	1978-80
Sprague, Charles C.	1936-38
Sprague, Howard	1930-32
Sprague, John F.	1934-35
Spretz, Chad	1992-93
Squires, William R., Jr.	1944-45

St. Clair, Walter G.	1941
Stackhouse, Arianna	1994-96 (Trainer)
Stafford, Aaron	2013
Stamps, William	1933-35
Standifer, Charles T.	1964-66
Staniland, Steve	1980-81
Stankovich, B.J.	1990-91, 1993-94
Stanley, David	1983-84
Staples, Pelham P., III	1968
Stapp, William I.	1936
Stark, Richard A.	1973-75
Starnes, Charles N.	1938 (Manager)
Stephens, Kenny	1971
Stephenson, Trent	2002
Stevens, J. Alton	1922
Stevens, Josh	1997-2001 (Trainer)
Steward, Hugh L.	1954, 1956
Stewart, Don M.	1956, 1959
Stewart, James H.	1921-23
Stewart, John	1991-93
Stewart, Leslie L.	1961-62
Stewart, Maco C.	1933-35
Stewart, William R.	1964-66
Stidger, Johnny F.	1936-38
Ster, Fred M.	1964
Stinton, Seth	1995-97
Stockton, John	1997 (Trainer)
Stollenwerck, John	1986
Stollenwerck, Logan H.	1922-24
Stollenwerck, Logan H., Jr.	1949-51
Stollenwerck, Sam S.	1951-53
Stone, Matt	2011
Storey, Mindi	1997-99 (Trainer)
Stotts, Garrett	2015-16
Stout, Jeremy	1990-93
Stringer, James F., Jr.	1967-69
Stubblefield, Dwight L.	1962 (Trainer)
Stufflebeme, John D.	1935-36
Sturdivant, Joe	2003-06
Sturdivant, Paul	1976
Stutts, Joe D.	1968-70
Sullivan, Billy R.	1947, 1949-50
Sullivan, John L.	1936, 1938
Surcek, Robby	1989 (Trainer)
Sutphin, Cecil N.	1945-47
Sutton, Courtland	2015-16
Sutton, Eric	2016
Sutton, Jeff	1976-77
Suzuki, Ayaka	2006 (Trainer)
Swain, Randy	1981
Swann, Craig	1992-96
Sweet, Horace	1916
Swofford, Derek	2002-04
Swope, James	1942
Szymanski, Matt	2009-10

**T**

Tabor, Michael M.	1963-65
Tate, Willis M.	1930-31
Tatum, Robert E.	1925-27
Taylor, JaBryce	2013
Taylor, Jackson	2005-08
Taylor, James B.	1963-64
Taylor, Jay	2001-02
Taylor, Jim Bob	1979
Taylor, Sherri	2005-06 (Trainer)
Taylor, Tyree	1995-98
Temples, David	1981
Tennison, Bryce	2008-11
Terrance, Vernon L.	1929-30
Terrell, Charles T.	1957-59
Terrell, Darryl Lynn	1985-86
Terry, Doug	1972
Terry, Glen C.	1965
Thebeau, Rachel	2006 (Trainer)
Therier, Troy	2005-06
Theus, Waldo	1979-81
Thomas, Bennie	2008-10
Thomas, Bill	1972-74
Thomas, Daniel L., Jr.	1962-64
Thomas, David L.	1969
Thomas, Elmer Earl	1985-86
Thomas, Franky	1984-86
Thomas, Guy	1972-75
Thomas, H. Bascom	1916
Thomas, John	1970-73 (Trainer)
Thomas, Kevin	2015-16
Thomas, Lewis H.	1915
Thomas, Stephen	1989-90
Thomas, Zac	2008
Thompson, Alan	1991-92 (Trainer)
Thompson, Der'nikk	2011-14
Thompson, J. Cleo	1916
Thompson, Jesse	1916
Thompson, Mark	1983
Thompson, Omar	1989-91
Thompson, Taylor	2008-11
Thompson, Ted	1972-74
Thornai, Kevin	1993-96
Thornhill, Lynn W.	1964-66
Threadgill, Andrew J.	1933 (Manager)
Threadgill, Robert E.	1930 (Manager)

Thrift, DUSTAN	2001-04 (Trainer)
Thurston, Guy	1982-83
Tinsley, M.L.	1941
Tipton, Lester B.	1933-35
Tobolka, Jordan	2013
Todd, Alex N.	1960
Tolbert, Emanuel	1976-79
Tomlin, Eric	1992-95
Toole, Ed	1980 (Manager)
Townsend, Rodney	1993-95
Travis, Kenneth	1930-32
Traylor, David	1994 (Trainer)
Trigg, Charles H.	1926-28
Tucker, Blake C.	1953-55
Tuasosopo, Caleb	2014-15
Tunnell, Larry W.	1968-69
Tunnell, Winfred, L.	1939-41
Tuohy Jr., Sean	2016
Turk, Paul G.	1952
Turner, Bryan	2003-04
Turner, Darold	1978-79
Turner, Fred	2004-06
Turner, Kelly	2008-11
Turner, Logan	2008
Turner, Robert A.	1933-35

**U**

Unger, Dominik	1986
Upshaw, Jim	1972
Urbanus, Chris	2004-05

**V**

Vadheim, Colin	1998-2000
Valdez, Edward	1967
Van Derven, Bruce	1989-92
Vann, Robert F.	1948-50
Vasquez, Chip	1991
Vaughn, William	1925
Viorlia, Vic	1998, 2000-02
Vincent, Mark	1984-86
Vinsant, Paul A.	1943
Vinson, Cedric	2002, 2004
Visinsky, David	1996-97
Visor, John	1922
Visosky, Adam	2008
Voosen, Mark	2009-12
Voyles, Adam	1990-93

**W**

Wade, Howard M.	1924-26
Waggoner, Allen B.	1956-57
Wagley, William E.	1942
Wagoner, Charles	1979
Waida, Gregory A.	1973 (Manager)
Wales, Herbert V., Jr.	1949
Walker, Doyce A.	1960-62
Walker, Ewell Doak	1945, 1947-49
Walker, Grover C., Jr.	1949
Walker, Ken	1971
Walker, Mario	2006-08
Walker, Robert C.	1931
Walker, Ryan	2012-13
Walker, Shelby	2014-16
Walker, Val Joe	1950-52
Wallace, Carl P.	1947-49
Wallace, Mike	1986
Walling, Billy G.	1943
Walling, Herbert A.	1922-24
Wallis, Tate	2002-03
Walterscheid, Adam	1998-2001
Ward, Jordan	2016
Ware, Derwin	1989-92
Warren, Blake	2003-06
Washington, Greg	1974, 1977
Washington, Russell	1979-82
Washington, Wendell	1995-97
Waters, Lindsley, Jr.	1937 (Manager)
Watkins, Rodney	1991-94
Watters, George	1924-25
Watters, Harry B.	1927-28
Watters, Robert L.	1925
Watters, Robert Lee	1984-86
Watts, Toby	1986
Waxman, David	2009 (Student SID)
Weant, Lee H.	1935-36
Weatherford, Billy	1971
Weatherford, William E.	1946, 1948-49
Weaver, Nicole	2005 (Trainer)
Weaver, Walter H.	1965, 1970-71
Weber, Garry A.	1956-57
Weeks, Kris	2012-15
Welborn, Garry	1980-83 (Trainer)
Welch, James E.	1957-59
Welch, Robert T.	1949
Wells, Joe	1989-91
Wells, John	1978-79
Wertheimer, Lewis J.	1952 (Manager)
Wesson, Ricky	1973-76
West, Braeden	2015-16
West, David	1986
West, Joseph D., Jr.	1957-59 (Manager)
West, Robert H.	1961-63 (Manager)

Westbrook, Larry W.	1960
Westfield, Butler	1916
Wetsel, Jesse C., Jr.	1933-35
Weyman, Robert	1975-76
White, Ben D., Jr.	1949-51
White, Connie Mac	1963, 1965-66
White, Donald R.	1966, 1968
White, Jeremy	2016
White, Joe T.	1969-70
White, Robert G.	1972-73
White, Willard K.	1936 (Manager)
Whitehead, Forrest	1922
Whitehill, Brian	1993-94
Whitener, Charles C.	1970-72
Whitmore, James	1992-95
Whitten, John C.	1962 (Trainer)
Whittington, Arthur	1974-77
Wiese, Riley C.	1960 (Manager)
Wilburn, Erwin	1991-94
Wilmon, David L.	1957-58
Wilmon, Tiry, C., Jr.	1957-59
Wild, Bryce	2016
Wilk, Larry	1975-76 (Manager)
Wilkerson, Terrance	2008-09, 2011
Williams, Billy Jack	1999-2002
Williams, Brandon	1995-96
Williams, Gene	1975-76
Williams, James L.	1940 (Manager)
Williams, Jared	2011
Williams, Jordan	2016
Williams, Josh	2015-16
Williams, JT	
Williams, Justin	1999-2002
Williams, Keith	2003
Williams, Melvin	2001-04
Williams, Troy	1991, 1993-94
Willis, Justin	2006-07
Willis, Mitch	1980-83
Wilmot, George Y.	1964-66
Wilson, David R.	1963
Wilson, Dray	1994-96
Wilson, Jackie	1981-82
Wilson, Jerry L.	1966-67
Wilson, Jon	1996
Wilson, Larry	1991-94
Wilson, Ollie, E.	1943-46
Wilson, Robert E., Jr.	1933-35
Wilson, Roderick	1986
Wilson, Stanley	1980
Wilson, Sterling	1980-82
Wimbley, Rishaad	2011-12
Wise, Benjamin	1982-83
Wisembaker, Matt	1989-92
Wolcott, Ryan	2006
Wolf, Jason	1989-92
Wolf, William R.	1950 (Manager)
Womack, Donte	1994-97
Wood, Bill	1972-74
Wood, James E.	1966-67
Wood, Sam E., III	1948-50
Wood, Zach	2012-15
Woodard, Warwick	1994-97
Woods, Jeff	1999
Worthen, Cody	2011-12
Wright, Darrin	2011-14
Wright, James	1975-77
Wright, Jim S.	1941-42, 1946
Wright, Steve	1980
Wright, William D.	1968-70
Wyatt, Brady T., Jr.	1959
Wyatt, Harry M.	1970
Wyatt, Jordan	2015-16

**Y**

Yenga, Yuri	2007-10
Yenga, Jonathan	2012-15
Yoakum, Lee M.	1957-58
Young, Jimmy	1986
Young, Samuel H.	1939-41
Young, Warren	1995-99 (Trainer)

**Z**

Zachary, Foye A.	1932
Zachary, Michelle	1994-95 (Trainer)
Zamorano, Alex	1989 (Trainer)
Zant, James H.	1916
Zant, William	1918-20
Zaragoza, Christian	1972
Zartman, Walter James	1984-86
Zimmerman, Zach	2007-08
Zively, Walter P., Jr.	1952 (Manager)
Zoch, George A.	1970-71
Zollinger, Amanda	1990-92 (Trainer)



# MUSTANGS BY THE NUMBERS

## 1

J.M. Brooks (1920-23)  
 Chris Butler (2007-10)  
 Eddie Garcia (1978-81)  
 Kevin Garrett (1999-02)  
 Arrius Holleman (2011-13)  
 Roderick Jones (1982-85)  
 Mark Martinez (1989-92)  
 Marcus Mosley (1998)  
 Chris Parks (2010-13)  
 Ken Rosenthal (1976-79)  
 Eric Sutton (2016)  
 Kevin Thomas (2015-16)  
 Fred Turner (2003-07)  
 Donte Womack (1993-97)  
 Jonathan Yenga (2014-15)  
 Jimmy Young (1986)

## 2

De'Von Bailey (2007-08)  
 Korey Beard (1989-92)  
 Mark Buter (1976)  
 Chris Campbell (1993-95)  
 Marcus Carter (1999-00)  
 Xavier Castille (2016)  
 ShanDerrick Charles (2002-03)  
 Eddie Garcia (1978-79)  
 Julian Garret (1922)  
 Kenneth Imo (1996-98)  
 Eddie Kaifas (1980-81)  
 Don King (1982-85)  
 Sterling Moore (2009-10)  
 Kyle Padron (2009-11)  
 Deion Sanders, Jr. (2013-14)  
 Justin Sorrell (2011)  
 Noah Spears (2016)  
 Caleb Tuiasosopo (2014-15)  
 Blake Warren (2004-06)  
 Roderick Wilson (1986)  
 Jonathan Yenga (2012-13)

## 3

Brandy Brownlee (1984-86)  
 John Cravens (1964)  
 Crider (1925)  
 Jeff Harrel (1982-83)  
 Jeff Herold (1981)  
 Chris James (1993-95)  
 Chipper Johnson (1969-71)  
 Darius Johnson (2009-12)  
 Cedric Lancaster (2013-16)  
 Devin Lowery (2004-07)  
 Bo Levi Mitchell (2008)  
 Dennis Partee (1965-67)  
 Kevin Pope (2011-14)  
 James Proche (2016)  
 Jacoby Rhinehart (1996-98)  
 Jonas Rutledge (1999-03)  
 Scott Tatom (1976)  
 Derwin Ware (1989-92)  
 F.C. Whitehead (1922)  
 Sterling Wilson (1978)

## 4

Raymon Brown (1997-99)  
 Richie Butler (1989-93)  
 Ben Crosland (1994-95)  
 Kellis Cunningham (2006-09)  
 Matt Davis (2014-15)  
 Gehrig Dieter (2012)  
 Tony Eckert (2004-05)  
 Columbus Givens (2005-07)  
 Jeremy Gray (2010-13)  
 Ricky Green (1976)  
 William King (1925)  
 Collin LaGasse (2013-14)  
 Ted Likes (1979-80)  
 Bryce Lunday (2008-11)  
 Curtis Mann (1996)  
 Ruben Moodley (2000-03)  
 Mikial Onu (2016)  
 Mitchell Price (1986)  
 Darrell Reese (1982-85)

## 5

John Biggins (1993-94)  
 Johnnie Freeman II (1999-02)  
 Kyle Guinyard (2013)  
 Nick Horton (2014-15)  
 Albert Johnson (1995-98)  
 Xavier Jones (2016)  
 Randall Joyner (2013)  
 Eugene Lindsey (1922)  
 Tom Lisle (1977-79)  
 Cole Loftin (2010-12)

J.R. McConico (2009)  
 Wilton McCray (2004-07)  
 Randy McKinnon (2011)  
 Randall Joyner (2014)  
 Ricky Joe Meeks (2003)  
 Reginald Phillips (1980-84)  
 Mike Romo (1989-92)  
 John Stollenwerck (1985)  
 Josh Williams (2016)  
 Zach Zimmerman (2006-09)

## 6

Henry Andrade (1980-82)  
 Tony Black (1976-77)  
 James Collier (1979)  
 Richard Crawford (2011)  
 Daniel Echols (1989)  
 Rico Harris (2000-05)  
 Duke Hasson (2005)  
 Andrew Livingston (1983-85)  
 Bryan McCann (2006-09)  
 Jesse Montgomery (2014-15)  
 Jonathan Mumphy (1990-93)  
 Stephen Nelson (2011-14)  
 Tony Newsome (1997-99)  
 L.E. Reisor (1922-24)  
 Courtney Richardson (1996)  
 Calvin Robinson (1994)  
 DeAndrea Robinson (1995)  
 Daniel Roundtree (2012)  
 Harrison Smitson (1978)  
 Matt Szymanski (2010)  
 C.R. Williams (1925)  
 Braeden West (2015-16)

## 7

Michael Badejo (2016)  
 Mitchell Bennett (1979-80)  
 John Biggins (1990)  
 Malcolm Borienghi (1989)  
 Darrel Colbert, Jr. (2015-16)  
 E.J. Drewery (2009)  
 Darryl Fields (2010)  
 Kevin Garrett (1998)  
 David Haynes (2005-07)  
 Mark Humble (1996-97)  
 Lynn James (1985-86)  
 Tim Jones (1977-78)  
 Bobby Leach (1981-84)  
 B.J. Lee (2008)  
 Kelan Luker (1999-02)  
 R. McIntosh (1922-24)  
 Elie Nabushosi (2013-15)  
 Chris Phillips (2003-06)  
 Jay Scott (2010-12)  
 Fla Strawn (1976)  
 Der'rick Thompson (2011-14)  
 Troy Williams (1992-95)

## 8

Ryan Armstrong (2009)  
 Rodney Clemons (2016)  
 Steve Dunne (1978)  
 Bill Embody (2010)  
 Ramon Flanagan (1992-97)  
 Gary Hashaway (1981-85)  
 Ben Hicks (2015-16)  
 L. Howell (1922)  
 Ken Jackson (1979)  
 Chuck Jagers (1976)  
 Arthur Jordan (1990-91)  
 DelMyron Martin (2005-08)  
 Ervin McGee (2003-04)  
 Shawbrey McNeal (2009)  
 Jordan Miller (2014)  
 Fred Nichols (1980)  
 Leroy Price (2000-02)  
 Jay Scott (2012-13)  
 Ronnell Sims (2011-13)  
 Taylor Thompson (2010-11)  
 Chucky Thyms (1998)  
 Greg Ziegler (1989)

## 9

Khalid Beard (2001-02)  
 Dodge Carter (1985-86)  
 Corlin Donaldson (1999)  
 Ryan Foster (2010)  
 Marquis Frazier (2010-11)  
 Mark Gibson (1977-80)  
 Mike Griffin (1981-82)  
 Mercury Hall (1994-98)  
 Jessie Henderson (2005-08)  
 Chase Kennemer (2009)  
 Marcus Malonson (1989-93)  
 Bo Levi Mitchell (2009)

Eric Morris (1983)  
 Horace Richardson (2013-16)  
 Ryan Rowland (2004)  
 Matt Rushbrook (2000)  
 Ryan Walker (2010-13)  
 Shelby Walker (2014-16)  
 Ryan Wolcott (2003)

## 10

Brandon Benson (2016)  
 Kyle Blanton (2000)  
 Byron Collins (1982-83)  
 Rock Dennis (2008-09)  
 Mark Eldred (1992-93)  
 Mike Ford (1977-80)  
 Ned Frederick (1981)  
 Denerick Gary (2016)  
 Randall Goode (2005-06)  
 Clint Hackney (1973-74)  
 Daniel Hernandez (1996)  
 Chuck Hixson (1967-70)  
 Ty Hudnal (1995)  
 Xavier Jones (2015)  
 Chayse Joubert (2010-11)  
 Simeon Knight (1989-91)  
 Mike Hennessy (1976-77)  
 Gene Huff (1922)  
 Johnny Joplin (1979)  
 Ox Key (1925-26)  
 Ty Law (2013)  
 Mark Lewis (1991-92)  
 Ryheem Malone (2015)  
 Alex Odari (2008)  
 Carroll Roberts (1935)  
 Jerard Romo (2004-05)  
 Chase Schavda (1998-00)  
 John Stollenwerck (1986)  
 Wendell Washington (1996-97)  
 Will Womble (1994)  
 John Woodward (1933)

## 11

Kevin Aldridge (1998-01)  
 Cole Beasley (2009-11)  
 John Blackburn (1972-74)  
 Gary Carter (1968-70)  
 Casey Clyce (1989)  
 Chelsea Crouch (1937, 1939)  
 Andrew Galloway (2006-08)  
 Garrett Gilbert (2012-13)  
 Cliff Hagerman (1941)  
 Charles Hearon (1930, 1932)  
 Zach Hughes (1994)  
 Lance McLenny (1980-83)  
 Howard Maley (1945)  
 Kyran Mitchell (2015-16)  
 Cory Muse (2004-07)  
 Greasy Neale (1925)  
 Alfred Neeley (1929-31)  
 Earl McDonald (1922)  
 Don Oefinger (1963)  
 David Redman (1943-46)  
 Todd Ritz (1990-92)  
 Keith Robinson (2011-12)  
 Jordan Severt (2015-16)  
 Glen Slieman (1978)  
 Matt Szymanski (2009)  
 Logan Turner (2008)  
 David Visinky (1995-97)  
 Tate Wallis (2002-03)  
 Bobby Watters (1984-86)  
 Robert Wilson (1933-35)  
 Tiny Zaragosa (1971)

## 12

Charles Akinyemi (2004)  
 Donald Allen (1982-86)  
 Derrus Bell (2008-09)  
 Tully Blanchard (1973)  
 Neal Burcham (2013-14)  
 Xavier Castille (2015)  
 Justin Clary (1999)  
 Coates (1925)  
 J.W. Coppedge (1939)  
 Harold Delafield (1934)  
 Wayne Delameter (1968-69)  
 Ed Green (1942-47)  
 Ron Hagan (1989-92)  
 Frank Halla (1930)  
 Granger Hassman (1993)  
 Duke Hasson (2006)  
 Mark Humble (1994-95)  
 Kevin Johnson (2016)  
 Stephen Kaiser (2010-11)  
 Gerald Mann (1925-27)  
 George McCorstin (1945)  
 Bond Millard (1981)  
 James Mobley (1977)  
 Ashton Nixon (2002-04)  
 Don Oefinger (1964-66)  
 David Page (2000-01)

Gene Pouncey (1972)  
 Smith Reed (1933)  
 Zach Rhodes (2007)  
 Collin Rock (2016)  
 Chris Sanders (1996-98)  
 Corey Slater (2006)  
 Elvin Smith (1922)  
 Jim Bob Taylor (1978-80)  
 Ricky Wesson (1974-76)  
 Cody Worthen (2011-12)

## 13

Jack Balette (1990)  
 Greg Ballard (1989)  
 Richard Bartel (2002-03)  
 Bill Bollinger (1973)  
 Keith Brooks (1982-85)  
 Christian Burks (2015)  
 Blake Carlisle (2016)  
 Chris Castro (2009-11)  
 Billy Cloud (1939)  
 Alvin Ellington (1930)  
 Ke'Mon Freeman (2016)  
 Kyle Guinyard (2011-12)  
 Mike Hennessy (1976-77)  
 Gene Huff (1922)  
 Johnny Joplin (1979)  
 Ox Key (1925-26)  
 Ty Law (2013)  
 Mark Lewis (1991-92)  
 Ryheem Malone (2015)  
 Alex Odari (2008)  
 Carroll Roberts (1935)  
 Jerard Romo (2004-05)  
 Chase Schavda (1998-00)  
 John Stollenwerck (1986)  
 Wendell Washington (1996-97)  
 Will Womble (1994)  
 John Woodward (1933)

## 14

Allan Adams (2002-04)  
 Ryan Becker (2016)  
 Harold Bertlett (1945)  
 Chuck Benefield (1973-74)  
 Don Campbell (1960)  
 Jeff Cartwright (1980)  
 Jeff Coutrigh (1982)  
 Harrel Delafield (1935)  
 Alfred Delcamere (1930-31)  
 Rob Floyd (1967)  
 Duke Hasson (2004)  
 Jimmy Haynie (1954-55)  
 Rodney Hubert (2012)  
 Jeff Jacobs (1983-86)  
 Larry Jernigan (1963-66)  
 Eric Johnson (2006)  
 Jim Kelly (1933)  
 Garrett Krstich (2012-15)  
 Ryan Lawton (1989-92)  
 Kenneth Lowe (1956-59)  
 Jackson Moore (1994-96)  
 Raymond Mapps (1969-72)  
 Dick Miller (1939)  
 Hardy Miller (1941-42)  
 Jackson Moore (1993)  
 Bill Moxley (1946-47)  
 Steve O'Neil (1998-99)  
 Matt Orifile (1981)  
 Braden Smith (2009-10)  
 Bobby Starzell (1934)  
 Alan Stephenson (1977-78)  
 San Stollenwerck (1950-53)  
 Charlie Trigg (1926-28)  
 Layne Walker (1979)  
 H.A. Walling (1922-24)  
 Trey Washington (2013-14)  
 Josh Williams (2015)

## 15

C.D. Allen (1942-44)  
 Charles Arnold (1955-57)  
 Earl Baccus (1926-28)  
 Andy Berfeld (1989-92)  
 Roger Braugh (1960-62)  
 Bobby Brown (1939-40)  
 John Champion (1948-50)  
 O.T. Cox (1952)  
 Wayne Delameter (1967)  
 Joe Denner (1925)  
 Sam Fry (1935)  
 Myron Gailliard (2015)  
 Robert Gilmore (2004-05)  
 Kenny Harrison (1972-74)  
 Bernard Hobson (1933)  
 Alex Honey (2016)

Larry Israel (1993)  
 Jeremy Johnson (2012-13)  
 Garrett Krstich (2011)  
 Davis Lendon (1941, 1945-46)  
 Josh McCown (1998-00)  
 J.J. McDermott (2010-11)  
 Scott Miles (1970)  
 Al Monroe (1932)  
 Lake Morrison (1922-24)  
 Thomas Morstead (2006-08)  
 Larry Mullins (1964-66)  
 Duane Nutt (1953-54)  
 Matt Orifile (1982)  
 Lowell Phillips (1959)  
 Reynolds (1930)  
 Marcelo Sada (2010)  
 Anthony Scotti (1994-97)  
 Will Smith (2010)  
 Todd Stewart (1979-80)  
 Jay Taylor (2002-04)  
 Archie Walstad (1931)  
 Mark Wincnet (1983-86)  
 Toby Witt (1951)  
 Jordan Wyatt (2015-16)

## 16

Chan Amie (2016)  
 Jason Applebe (1990)  
 James Batty (1933)  
 Bart Bevers (1984-85)  
 Wilbur Black (1935)  
 G.D. Boyd (1920-22)  
 Don Campbell (1963-63)  
 Derek Canine (1995)  
 Richard Crawford (2010)  
 Andy Duvall (1970-72)  
 Kevan Farrar (1974)  
 Bob Gilbert (1928-31)  
 Jamey Harper (2003-05)  
 Rand Holdren (1998)  
 Ross Love (1926-28)  
 Ryan Mathis (2010)  
 Randy McKinnon (1980)  
 J.C. Meyers (1934-36)  
 Jack Moncrief (1941-42)  
 Harold Morgan (1959)  
 Isaiah Nelson (1991-94)  
 Sammy Owen (1945)  
 Andy Patten (1979)  
 Inez Perez (1967)  
 Conner Preston (2011-13)  
 John Roach (1953-55)  
 Ben Sellers (2011-14)  
 Whit Smith (1982-83)  
 Courtland Sutton (2014-16)  
 Clois Taylor (1996)  
 Bob Walker (1931)  
 Adam Waterscheid (2000-01)  
 Jeremy White (2015)  
 Ricky White (1965-66)  
 Rip Van Winkle (1925)  
 Justin Willis (2006-08)  
 Gordon Youngblood (1978)

## 17

Lloyd Banks (1997-98)  
 John Benge (1964)  
 Michael Bowen (1989-90)  
 Raymon Brown (1996)  
 Bob Burgess (1955)  
 Calvin Burdick (1991-92)  
 Kolney Cassel (2013-14)  
 Larry Crawford (1974)  
 Vaughn Dickerson (1994)  
 John Dunlop (1977)  
 Foster Elder (1939)  
 Mike Fischer (1979-80)  
 Billy Ford (1999-02)  
 Logan Ford (1926)  
 Hayes Gilliam (1953-54)  
 Ed Green (1947)  
 Tim Green (1981-85)  
 Jim Halla (1965-66)  
 Gary Hammond (1969-70)  
 Hunter Herndon (2015)  
 Travis Hunt (2004)  
 Jeremy Johnson (2010-11)  
 Ray Johnston (1929-30)  
 Jack McNutt (1932-33)  
 Don Meredith (1957-59)  
 Gayle Mills (1951-52)  
 Benton Musslewhite (1949)  
 Blake Poston (2011-13)  
 Emmanuel Sanders (2006-09)  
 Connor Simpson (2016)  
 Aaron Stafford (2012-13)

## 18

Ben Taylor (1925)  
 Eric Thomas (1995)  
 Eddie Valdez (1967)  
 Jordon Williams (2015-16)  
 Foye Zachary (1932-34)

Ryan Armstrong (2010)  
 Robert Baccus (1938-40)  
 Whitey Baccus (1932-34)  
 Steve Bancroft (1993-96)  
 Charles Borns (1945)  
 Malcolm Bowers (1953)  
 Paul Briggs (1933-34)  
 Kyle Buzzbee (2011)  
 Sam Carey (2016)  
 JayMond Cleveland (2003-06)  
 Chase Courtney (2008-09)  
 John Crawford (1951-52)  
 Francis Daniels (1925-28)  
 Billy Dunn (1956-59)  
 Dan Freiburger (1989-92)  
 Austin Fuller (2012)  
 Kenneth Goodson (1936)  
 Brayden Harris (2006-07)  
 Bruce Hursh (1976)  
 Roy Jacobie (1931)  
 Don Jama (1972-74)  
 William Jcanlyns (2015-16)  
 Darius Joseph (2013-15)  
 A.J. Justice (2012)  
 Bert Keyes (1954-55)  
 Mike Livingston (1965-67)  
 Todd Moore (1979-81)  
 Paul Page (1946-48)  
 Robert Payne (1949-50)  
 Brad Peveno (1982-86)  
 Bobby Reed (1960-61)  
 Courtney Richardson (1997-99)  
 Ryan Riddle (2001)  
 Robert Shuttles (1922)  
 Billy Weatherford (1971)  
 Terrance Wilkerson (2008-11)  
 John Woodward (1930)  
 Charles Zars (2001-02)

## 19

Charles Bailev (1936, 1939)  
 Khalid Beard (1999)  
 Keith Bobo (1970-73)  
 Harold Cabc (1930)  
 Ray Cleciker (1950)  
 Juan Cunningham (1943-44, 1946)  
 Chacory Demart (1992-93)  
 Max Derden (1962-63)  
 Eric Dickerson (1979-82)  
 Don Donovan (1952)  
 Arlon Flake (1960-61)  
 Glen Hoiday (1954-55)  
 Bill Jones (1985)  
 Jimmie Kendrick (1944-48)  
 Phil Kidd (1925)  
 Steve Konz (1969)  
 Sid Lawrence (1976)  
 Josh Lerner (1994)  
 W.C. Lynch (1926)  
 Cobby Morrison (1983)  
 David Musslewhite (1956-58)  
 Neil Newton (1920-22)  
 Norwood (1931)  
 Wayne Rape (1964)  
 Gary Smith (1978)  
 J.R. Smith (1933-35)  
 Tyree Taylor (1995-98)  
 Omar Thompson (1989-91)  
 Val Joe Walker (1949)  
 Jim Wood (1965)

## 20

Jason Bednarz (1989-92)  
 Blake Biggers (2001)  
 Carlyce Black (1993-95)  
 John M. Brooks (1925)  
 Derron Brown (2000-04)  
 Jeff Brown (1982-83)  
 Louis Burruss (1947-48)  
 Shelley Bur (1933-35)  
 Jordan Carmouche (2016)  
 Troy Castle (2011)  
 Byron Collins (1984-85)  
 Chase Courtney (2007)  
 Bill Dietz (1968-69)  
 Randy Dosselt (1970-72)  
 Harold Fleming (1939)  
 Tracy Harf (1996-99)



Jim Hagle (1967)  
 Nate Halverson (2013-14)  
 Mike Henry (1960-61)  
 Robert Henry (1959)  
 Glen Holiday (1955)  
 A.J. Justice (2013-15)  
 James Mapps (2006-07)  
 Eugene McCintock (1943, 45-46)  
 Bobby McKinley (1973)  
 James Mobley (1978-81)  
 Hal O'Brien (1953-55)  
 Frank Payne (1921-23)  
 Zeke Sanchez (1965)  
 Ryan Smith (2010-12)  
 Jimmy Taylor (1963-64)  
 Thomas (1930)  
 Val Joe Walker (1950-52)  
 Greg Washington (1974, 1976-77)  
 William Wilemon (1957)  
 David Wilson (1962)  
 Horace Young (1941)

**21**

Greg Abor (1990)  
 Kenneth Acker (2010-13)  
 Kelsey Adams (1995-98)  
 A.B. Allen (1981)  
 Tub Bonds (1925)  
 William Bounds (1945)  
 Michael Bowen (1986)  
 Tommy Caughran (1962-64)  
 James Collier (1980)  
 Chris Cunningham (1999-03)  
 Wilton Daniels (1920-23)  
 Daryl Doggett (1967)  
 Reggie Dupard (1982-85)  
 Darius Dural (2014-15)  
 Rob Floyd (1969)  
 Ken Grantham (1948)  
 Glynn Gregory (1958-61)  
 Jimmy Hawn (1949)  
 Jim Haynie (1956)  
 Dennis Howell (1971-72)  
 Frank Jacobs (1930)  
 E.L. Keeton (1939-40)  
 Pat Knief (1926-28)  
 Jonathan Lindley (2004-07)  
 Deyon McElroy (2008)  
 Benton Musselwhite (1950-52)  
 Jay Nisbet (1989)  
 Francis Pulattie (1946-47)  
 Bill Reece (1941)  
 Deion Sanders, Jr. (2015)  
 Chase Schultz (2016)  
 Kevin Shepard (1991-94)  
 Frank Smith (1957)  
 Maco Stewart (1933-35)  
 Emanuel Tolbert (1976-79)  
 Sean Tuohy, Jr. (2016)  
 Ronnie Watson (1965-66)

**22**

Ron Anderson (1981-84)  
 Chris Banjo (2008)  
 Jim Barber (1961)  
 Anthony Barnett (2003)  
 Homer Bass (1931)  
 Ken Blackburn (1946-49)  
 Dan Bowden (1956)  
 Jack Brewer (1997)  
 Josh Bryant (2009)  
 Sam Carroll (1934-36)  
 Charles Chinn (1933)  
 Pinky Clements (1967-68)  
 Elmer Craig (1925-27)  
 Myron Gailliard (2016)  
 Rex Garner (1974)  
 Gordon Gilder (1969-70)  
 Hayden Greenbauer (2010-14)  
 Jack Gunlock (1951)  
 Lamar Hunt (1952)  
 J.T. Hutchinson (1971-72)  
 T.J. James (2002)  
 Todd Johnson (1995)  
 Brandon Jones (2005-07)  
 Marty Kidd (1989)  
 George Latu (1996)  
 Leo McCoy (1976)  
 Matt McNew (2015-16)  
 Ray Mallouf (1938-40)  
 John Marshall (1953-55)  
 Cecil Miles (1944-45)  
 Edward O'Brien (1979-80)  
 Shane O'Neill (1998-01)  
 Wayne Palmer (1941-42)  
 Mitchel Price (1985)  
 Rob Pritchard (2006)  
 Wayne Rape (1965-66)  
 Mick Rossley (1991-94)  
 Roundtree (1930)

Derrek Shelton (1977-78)  
 Sam Shelton (1957)  
 Frank Smith (1958)  
 Danny Thomas (1962-64)  
 John Visor (1922)  
 Kirby Wilkerson (1990)  
 Jared Williams (2011-13)

**23**

Chris Banjo (2009-11)  
 Bruce Beard (1945)  
 Melvin Brown (1926-28)  
 Danny Browning (1972-74)  
 Josh Bryant (2008)  
 Chris Castro (2008)  
 Johnnie Clement (1938-40)  
 Cedrick Dorsey (2004-07)  
 Jeremiah Gaines (2015)  
 Ronchon George (1993-96)  
 Jerry LeVias (1967-68)  
 Rongea Hill (1989-92)  
 Nick Horton (2016)  
 Travis Hunt (2002-03)  
 M.M. Malone (1922)  
 Ron Morris (1983-86)  
 Payne (1929)  
 Jason Pipkins (1997-01)  
 John Rodderick (1963, 1965-66)  
 Stephon Sanders (2012-14)  
 Louis Scott (1970-71)  
 Truxton Shaw (1931)  
 Blane Smith (1978-82)  
 Maco Stewart (1933-35)  
 Bill Tipton (1930, 1933-35)  
 Hugh Willoughby (1925)

**24**

Tennell Atkins (1974, 1976-77)  
 Tommie Baker (1939)  
 Cortley Blackmon (2004-05)  
 Kris Briggs (1999-02)  
 Don Crowder (1962, 64-66)  
 Pat Cury (1969-71)  
 Jonathan Dupree (1990-91, 1993)  
 Dewey Evans (1994-98)  
 Caldwell Flores (2011)  
 Ira Hopper (1928-30)  
 Charlie Jackson (1955-57)  
 Gary Johnson (1980)  
 Mitchell Kaufman (2015-16)  
 Don Kilgore (1952-53)  
 Myles Lee (2012)  
 Charlie Lewis (1979)  
 Jerald Loeffler (1989)  
 James Marion (1945)  
 Clay McMillian (2010)  
 C.D. Moss (2003-04)  
 Billy Polk (1958-61)  
 Bob Ramsey (1946-47)  
 Derrick Reed (1984, 1986)  
 JR Richardson (2011-14)  
 Mike Richardson (1967-68)  
 Aldrick Richardson (2007-10)  
 H.N. Russell, Jr. (1949-51)  
 Larry Sadsberry (1981-84)  
 W. Sanders (1922)  
 Bat Shunatona (1925)  
 Steven Steinmetz (2010)  
 James Strickland (1931)  
 Bob Turner (1933-35)

**25**

Ken Anderson (1995)  
 Russell Anderson (1989-92)  
 Dick Blaylock (1979-80)  
 Tommy Brennan (1960-62)  
 Corey Butcher (1997)  
 Chris Campbell (1996)  
 Cody Cardwell (1999-02)  
 Larry Centers, Jr. (2010)  
 Tom Dees (1922)  
 Chester Donnelly (1930)  
 Myles Duke (2016)  
 Weldon English (1993-94)  
 Johnnie Fitzgerald (2003)  
 Jeremy Gray (2011)  
 Henry Guynes (1936-37)  
 Walter Haynes (1968-70)  
 Nick Horton (2013)  
 Rodney Hubert (2011)  
 Bryce Hudman (2009)  
 Hunnicut (1925)  
 La'Cori Johnson (2005-08)  
 Ned Kimbrough (1925-26)  
 Jim Kreimberg (1998)  
 Paul Lloyd (1967)  
 Derek Longoria (2014-15)  
 Clinton McCain (1939-40)  
 Erik Maays (1984-86)  
 Dale Moore (1951-53)

Wayne Morris (1972-74)  
 Fred Nichols (1981-83)  
 K.C. Niemchi (2012-14)  
 Harlan Ray (1933-34)  
 Bill Reece (1945)  
 Ron Reel (1963-66)  
 Bill Richards (1949-50)  
 Carlisle Robison (1956)  
 Justin Sorrell (2010)  
 Aphonso Thomas (2016)  
 Ken Travis (1930-32)  
 Trey Wiemon (1958-59)

**26**

Tommy Adams (2003)  
 Dwayne Anderson (1980-83)  
 Forrest Baccus (1932, 1934)  
 Bob Belleville (1937, 1939)  
 Troy Castle (2013-15)  
 Bill Cristler (1951-53)  
 Tommy Dorsey II (2000-01)  
 Joe Ethridge (1945-48)  
 Don Ferguson (1964)  
 Geren Graham (1963)  
 John Gray (1948)  
 Kyle Guinyard (2010)  
 Brett Haness (2009-12)  
 Alex Hooks (1926-27)  
 Rolando Humphrey (2003-05)  
 Arthur Johnson (1933-35)  
 Buzz Kemble (1954-55)  
 William J.R. King (1922-24)  
 Collin Lagasse (2012)  
 Marc Lewis (1989)  
 Paul Lloyd (1965-66)  
 Louie Long (1928-30)  
 Norman Marshall (1958-61)  
 A'Darius Medford (2007-08)  
 Donald Mitchell (1995-98)  
 Mike Moghini (2001)  
 Paul Morris (1970)  
 Gary Pickens (1976-78)  
 Mickey Sharp (1950)  
 Dick Sherick (1984-86)  
 Tom Sherwin (1962)  
 Dan Shipley (1949)  
 Frank Stringer (1967-69)  
 Sonny Stroueville (1925)  
 Charles Wagener (1979)  
 Jeremy White (2016)  
 Larry Wilson (1990-94)  
 Jeff Woods (1999)

**27**

David Adamson (1982-86)  
 Randy Allen (1970)  
 Jay Angotti (2009)  
 Dale Arbuckle (1925)  
 Regurian Bagley (1992)  
 Nima Baha (1999-01)  
 Dave Bonilla (1973-74)  
 Will Bonilla (2006-08)  
 Charles Bruton (1977-80)  
 Michael Clark (2016)  
 Myles Crosby (2013)  
 Chad Kollar (1994-97)  
 Robert Davis (1990-91)  
 Rollin Dixon (1933)  
 Buddy Echols (1968)  
 Charlton Fincher (1926-28)  
 Bob Finley (1934-36)  
 Chad Hedlund (2015)  
 Mann (1930)  
 Luke Moffitt (2011)  
 Alvin Nnabuife (2002-05)  
 Jason Ochs (1998)  
 L.H. Odum (1921)  
 L.J. Oliver (1931-32)  
 Kelly Overturf (1972)  
 Steve Parrot (1967)  
 Rob Presthus (2001)  
 Horace Richardson (2012)  
 Aaron Stifford (2014)  
 Derrikk Thompson (2010)  
 Chris Walton (1989)  
 Jimmie Wooten (1939)

**28**

Keller Adams (2011)  
 Bert Baxter (1931)  
 Ronnie Caughran (1967)  
 Christian Davis (2016)  
 Newt Dorsett (1976)  
 Charlie Drayton (1978-82)  
 Chris Foster (2004-05)  
 Chris Godfrey (2000-03)  
 Charles Gore (1933-35)  
 Jackie Gore (1933-35)  
 Larry Guthrie (1968, 1970)  
 Bryce Hudman (2006-07)  
 Julius Kinzel (1939)  
 Alvin Maxson (1971-73)  
 Eugene Miller (1921)  
 K.C. Niemchi (2011)  
 Joseph Paden (2015-16)  
 Raymond Perkins (2002-03)  
 Rodnick Phillips (1996-99)  
 Shakiel Randolph (2012-15)  
 Sammie Reed (1926-28)  
 Keith Robinson (2008-10)  
 William Skeeters (1928-30)  
 Marcello Simmons (1989-92)  
 Seth Stinton (1993-95)  
 Darryl Terrell (1984-86)  
 Jess Wesner (1925)  
 Larry Westbrook (1959-61)

**29**

Terry Andersen (2010)  
 Leroy Baird (1921)  
 David Blomeyer (1979)  
 Brent Briggs (1999-02)  
 Russell Carter (1980-83)  
 Rayford Clark (1971-72)  
 Albon Head (1965-66)  
 Paul Hiemenz (2006)  
 Craig James (1982)  
 Keylon Kincade (2000-03)  
 Rosser Laughlin (1932-34)  
 Tub Marin (1925)  
 Conrad Martin (1945)  
 Sam McClarty (1969-70)  
 Clarence McMinn (1941-42)  
 Foy Munlin (2004)  
 Robert Parker (2010-11)  
 John Roach (1926-27)  
 Alan Rowson (1932)  
 Craig Wideman (1989-90)  
 Jim Wise (1964)  
 Wally Bearden (1937, 1939)  
 Andy Byrom (1935)  
 Wayne Campbell (1940-41, 1946)  
 William Campbell (1926)  
 Cecil Colville (1933-34)  
 Wes Danaher (1996-97)  
 Jim Farris (1971)  
 Tommie Fields (1952)  
 Ben Goldthorpe (2008)  
 Jerry Griffin (1964-66)  
 J.W. Harris (1922)  
 Dennis Howell (1970)  
 Kenneth Imo (1995)  
 Blake Johnson (2004)  
 Victor Jones (2010-11)  
 Charles Marshall (1962)  
 Weldon Mason (1929-31)  
 Richuel Massey (2003-05)  
 Merle McCracken (1945)  
 Bryan McDearman (1998-01)  
 Alex Melvin (2015-16)  
 Billy Mizell (1945, 1948)  
 Jimmy Moore (1967)  
 Earl Morris (2002)  
 Gary Moten (1982)  
 Gene Pryor (1983-86)  
 Bob Ramsey (1942)  
 John Shea (1994)  
 Benson Sloan (2006)  
 Seth Sloan (2008)  
 Mike Smith (1963)  
 Hall Snodgrass (1925)  
 Henry Stollenwerck (1949-51)  
 Lyle Walker (1954-55)  
 Jordan Ward (2016)  
 Trey Warren (2003)  
 Don White (1968)  
 Rishaad Wimbly (2012-13)  
 Jason Wolf (1989-92)

**30**

Bill Ball (1974)  
 Lynn Barnett (1939)  
 Jim Beckner (2006-07)  
 James Bradford (1932-34)  
 Christian Burks (2016)  
 Chad Cione (1996)  
 Darrel Davis (1970)  
 Jason Dagewicz (2001)  
 John Desco (1978)  
 Adrian Dizer (2008)  
 James Duncan (1989-90)  
 Floyd Elkins (1945)  
 Mark Futschik (1992-95)  
 Stanley Godine (1979-83)  
 Joe Gray (1935)  
 Clint Hackney (1972)  
 Bill Haller (1925)  
 Marlon Hammon (1928-29, 1931)  
 Hugh Henderson (1922)  
 Scott Herrera (1991)  
 Don Jeremia-Stansbury (2002-05)  
 Mike Johnson (1976-77)  
 Randall Joyner (2010-12)  
 Tanner Rice (2012)  
 Sean Schulgen (1997)  
 Robert Seals (2013-15)  
 David Stanley (1984-85)  
 Adam Walterschild (1998-99)  
 Tracy Wilmoth (1926)  
 Jeff Woods (2000)

**31**

Ray Acker (1935-37)  
 Anthony Beverley (1982-84)  
 Tony Brown (1986)  
 Rashad Burton (2015-16)

Ryan Cooper (1995)  
 Myles Crosby (2014)  
 J.M. Crouch (1922)  
 Raymond Fuqua (1932-34)  
 Chris Gedwed (1996-97)  
 Chase Hargis (2004)  
 Kelsey (1931)  
 Greg LaMantia (2001)  
 Derek Longoria (2012-13)  
 Edward Meador (1941)  
 Chris McMurray (2002-05)  
 Jack Myers (1939-40)  
 Trent Sawyer (2006)  
 Rusty Smith (1999)  
 Andy Spillman (1989)  
 Matt Stone (2010-11)  
 Joe Stutts (1968-70)  
 Bennie Thomas (2008-10)  
 Adam Voyles (1990-93)  
 Ryan Wann (1998)  
 Harry Waters (1926-28)  
 Ned Welch (1945)  
 Jimmy Young (1985)

**32**

James Adkinson (1930)  
 Jay Angotti (2008)  
 Mike Armstrong (1968)  
 Michael Artmore (1991-94)  
 Jeff Atkins (1983-86)  
 Travis Carlie (2010)  
 Roy Coats (1995-99)  
 Bob Collins (1938-40)  
 Cecil Colville (1935)  
 RC Cox (2015-16)  
 K.J. Ellis (2007)  
 Tommy Fraser (1967)  
 Albon Head (1965-66)  
 Paul Hiemenz (2006)  
 Craig James (1982)  
 Keylon Kincade (2000-03)  
 Rosser Laughlin (1932-34)  
 Tub Marin (1925)  
 Conrad Martin (1945)  
 Sam McClarty (1969-70)  
 Clarence McMinn (1941-42)  
 Foy Munlin (2004)  
 Robert Parker (2010-11)  
 John Roach (1926-27)  
 Alan Rowson (1932)  
 Craig Wideman (1989-90)  
 Jim Wise (1964)

**33**

Wally Bearden (1937, 1939)  
 Andy Byrom (1935)  
 Wayne Campbell (1940-41, 1946)  
 William Campbell (1926)  
 Cecil Colville (1933-34)  
 Wes Danaher (1996-97)  
 Jim Farris (1971)  
 Tommie Fields (1952)  
 Ben Goldthorpe (2008)  
 Jerry Griffin (1964-66)  
 J.W. Harris (1922)  
 Dennis Howell (1970)  
 Kenneth Imo (1995)  
 Blake Johnson (2004)  
 Victor Jones (2010-11)  
 Charles Marshall (1962)  
 Weldon Mason (1929-31)  
 Richuel Massey (2003-05)  
 Merle McCracken (1945)  
 Bryan McDearman (1998-01)  
 Alex Melvin (2015-16)  
 Billy Mizell (1945, 1948)  
 Jimmy Moore (1967)  
 Earl Morris (2002)  
 Gary Moten (1982)  
 Gene Pryor (1983-86)  
 Bob Ramsey (1942)  
 John Shea (1994)  
 Benson Sloan (2006)  
 Seth Sloan (2008)  
 Mike Smith (1963)  
 Hall Snodgrass (1925)  
 Henry Stollenwerck (1949-51)  
 Lyle Walker (1954-55)  
 Jordan Ward (2016)  
 Trey Warren (2003)  
 Don White (1968)  
 Rishaad Wimbly (2012-13)  
 Jason Wolf (1989-92)

**34**

Jerry Ball (1983-86)  
 Eddie Bianchi (1938-40)  
 Troy Castle (2012)  
 Buzzy Foster (1961)  
 Lloyd Franklin (1932)

Roland Frase (1946)  
 Bruce Greenberg (2007)  
 Bryan Harmon (1993-97)  
 Jason Jackson (2007-08)  
 Brandon Jones (2004)  
 A.W. Lindley (1930)  
 Kevin Love (1989-92)  
 Victor Makinde (2005-06)  
 Heber Martin (1925)  
 Brendan McGraw (1999)  
 Wesley Medlock (2000-04)  
 Robert Mojica (2009-10)  
 Brad Namdar (2011)  
 Jarvis Pitt (2012)  
 Guy Proctor (1948)  
 Jarvis Pruitt (2013-16)  
 Buster Rabbott (1933-35)  
 Eddie Radford (1982)  
 Traylon Shead (2013)  
 D. Shvetzoff (1922)  
 Frank Smith (1952)  
 Steve Smith (1957-59)  
 Billy Bob Stewart (1965-66)  
 Bill Sullivan (1947-50)  
 Gene Tenney (1962-63)  
 Blake Tucker (1953-55)  
 Howard Wade (1924-26)  
 Jim Ware (1952)  
 Jeff Woods (1998)  
 Woodward (1931)

**35**

Sherwood Blount (1969-71)  
 Paul Briggs (1933-34)  
 Tim Crosby (2007-09)  
 Mike Edwards (1964)  
 Floyd Elkins (1964)  
 Gerald Geise (1938-39)  
 Walter Gibson (1990-91)  
 Monte Goen (1983-85)  
 Jim Hagle (1965-66)  
 Pat Knight (1949-51)  
 Jackson Koonce (2014-15)  
 Joe Lantham (1930)  
 D.D. Lee (2000-03, 2005)  
 Jack Little (1933)  
 Ross Love (1954-57)  
 Duane Nutt (1952)  
 Uchenna Nwabuike (2010-13)  
 Alex Pahlula (1997-99)  
 Wayne Robinson (1945)  
 Delontae Scott (2015-16)  
 Warren Scott (1992-96)  
 Luke Seeker (2012-13)  
 Gene Sherman (1958)  
 Ray Shoeneke (1960-61)  
 Ivan Slapp (1935-36)  
 Steinback (1925)  
 Stinnes (1922)  
 Mike Tabor (1963)  
 Mark Thompson (1989)  
 Sam Trant (1931)

**36**

Earl Beckett (1963)  
 Mark Crites (1982-83)  
 Jack Espenshield (1954-55)  
 Billy Dugal (2010-12)  
 Germany (1925)  
 Cliff Hagerman (1939, 1941)  
 Julian Herron (2008)  
 Ingram (1922)  
 John Kimbrough (1964)  
 Alex Kling (2010)  
 George Koonitz (1929-31)  
 Glenn Laimore (1932-33)  
 Bicky Lesser (1967)  
 James Marion (1946-50)  
 Don Mayfield (1965-66)  
 A.J. Miller (1985-86)  
 Don Miller (1951-53)  
 Ken Neill (1991-95)  
 Howard Parker (1946-47)  
 Cody Rademacher (2013-14)  
 Derrick Reed (1984)  
 Michael Scott (2015-16)  
 David Sherer (1957)  
 Jason Simonton (1996-99)  
 Johnnie Sprague (1934-35)  
 John Stewart (1990)  
 Derek Swofford (2000-04)  
 Arnold Tauch (1958, 1960-61)  
 Joe Vincent (1956)  
 Greg Waida (1971)



37

John Ed Clarke (1959-62)
Rush Cone (1970)
Al Delcambre (1931)
Corky Hall (1971)
Charles Hammett (1942)
Al Hansen (1951-52)
Tam Hollingshead (1973-75)
Ernest Hudson (1926)
Preston Johnson (1939-41)
Rod Jones (1984-85)
Frank Kidd (1930)
Jerry Kovar (1982)
Don McIlhenny (1953-55)
David Moore (1965-66)
Tom Sherwin (1963)
Harry Shuford (1933-35)
Wayne Slankord (1957-58)
Bud Sumpter (1925)
Doak Walker (1945-49)

38

Michael Armstrong (2015-16)
Harold Bittbender (1956)
Browning (1931)
Ron Chopoorian (1989)
Wes Danaher (1998)
Joe Dickerson (1970-71)
Bill Forester (1950-52)
Tony Hawkins (2004-07)
Gabriel de la Garza (1983-86)
Pat Gibson (1964-66)
D.D. Johnson (1999-03)
Roy LeCrone (1925)
J.C. Lovern (1932)
Newell McCallum (1958-61)
Dick McKissack (1946-49)
Bob Maddox (1939-41)
Michael Morse (2008-10)
Cole Nead (2011)
Bill Pinkard (1930)
Bruce Portillo (1967-69)
Lincoln Richard (2012)
John Richey (1962-63)
Ken Roberts (1954-55)
James Russell (1933-35)
Seth Stinton (1996-97)
Robert Tatum (1922)
Rodney Watkins (1991-94)
Brandon Williams (1995)
Greg Ziegler (1990)

39

Kevin Adams (1979-81)
Michael Artmore (1990)
Travis Briggs (1989)
Clayton (1931)
Willie Dickerson (1922)
Brent Freeman (2016)
Eric Hardaway (1967)
David Hill (1976-78)
John Holland (1974)
Darren Kitchen (2011)
George Latu (1997-98)
Robert Lloyd (2010)
Marshall (1925)
Jed Martin (1984-86)
Ryan Moczycgamba (2007-10)
James Orr (1959-02)
Luke Pappas (2003)
Raymond Pope (1938-40)
Mike Rideau (1973)
Keyfer Roberts (2015-16)
John Stewart (1992-93)
John Stufflebeme (1933-36)
Chris Taylor (1995)
Vernon Tarrance (1929-30)
Ted Thompson (1972)
Kris Wallace (1996)
Jimmy Williams (1982)

40

Khalid Beard (2000)
Cary Brabham (1989-92)
Hubert Burkleo (1925)
Carlos Carroll (2013-15)
Derek Dickman (2016)
Frank Eldom (1952-54)
Alan Everest (1969-71)
Tim Gardner (1996-99)
Bill Gafford (1965-66)
David Gordon (1978)
Don Hill (1960)
Jimmy Livingston (1967-68)
Dave Lyons (1963)
Brice Madison (2016)
Lot McIlhenny (1979-82)
Howard Maley (1941-45)
Murry Magnum (1939)

David Moon (1945-48)
Jack Parks (1925-26)
Pierson (1922)
Joe Pouncey (1972-73)
Jim Riley (1930-32)
Tom Ritchey (1964)
Justin Rogers (2003-06)
I.D. Russell (1949-51)
Victor Saufley (1927-29)
Justin Smart (2007-10)
Wade Smith (1993-95)
Mike Sparing (2011)
Jim Welch (1957-59)
J.C. Wetsel (1933-35)
Arthur Whittington (1974, 1976-77)
William Wilemon (1956)
Keith Williams (2002)
Walt Zartman (1983-86)

41

Ken Anderson (1996)
Henry Andrade (1984)
Malcolm Bowers (1952)
Melville Brown (1925)
Michael Brown (1998-01)
Anthony Buffini (2012-15)
Harold Clem (1959)
Chris Coker (1990)
Brannon Coluccio (1993-95)
Michael Denton (1989)
Bob Fargarson (1951)
Billy Gannon (1962-63)
Abel Gonzales (1941-42)
Forrest Hagar (2010)
Fritz Hawn (1930-32)
Efrem Lynch (1978-79)
Tyler Jones (2007-09)
Randy Jorecka (1976)
Gerard Mark (1985-86)
Charles McGaffey (1939)
Ryan Menzel (2003-05)
Steve Miller (1990)
Billy Mizell (1945-48)
Merlyn Murphy (1953-55)
Eli Napushosi (2012)
W. Nickerbocker (1922)
Sam Patton (1991)
Frank Payne (1946-49)
Brice Reid (2011)
Paul Rice (1977)
Ronnie Robertson (1972-74)
William Schaerdel (1926-28)
Jack Seagraves (1933-34)
Larry Tunnell (1968-69)
Jackie Wilson (1981)
Jerry Wilson (1964-67)
Jerrmain Williams (1997)
Ben Wise (1982-83)
John Wisenbaker (1935)

42

Jesse Andrew (2009)
Charles Baker (1933-35)
Reginald Ballard (1984-86)
Chris Bordano (1993-97)
Dan Bowden (1957-58)
John Buchanan (1963)
Ronnie Caughran (1964-66)
Michael Charles (1979-83)
Johnnie Collings (1942)
Joe Davidson (1930)
Stanley Dawson (1925-27)
Mickey Early (1972-74)
Hayes Gilliam (1952)
Danny Gordon (1967-69)
Ken Grantham (1945-48)
Reggie Gilford (2004-05)
Charles Haggerty (1977-78)
Eddie Horn (1976)
Chase Hover (2011-13)
Bert Keyes (1956)
Bill Kiely (1989-92)
Prescott Line (2014-15)
Dick Miller (1942)
Kenneth Mills (1930-32)
Jim Perry (1954-55)
Raul Reyes (2015-16)
David Rogers (1970-71)
Anthony Sowe (2007-08)
L. Stollenwerk (1922-24)
Adam Waheed (2012-14)
Doyce Walker (1959-62)
Jim Ware (1951)
Billy Weatherford (1946-49)
Billy Jack Williams, Jr. (1998-02)
Horace Young (1939, 1941)
Matt Young (2003)

43

Lewis Alright (1960-62)
Roy Baccus (1944)
Anthony Beard (2010)
Jacob Crowley (2001)
David Ellen (1998-99)
Tommy Field (1933-34)
Johnnie Fitzgerald (2004-06)
Craig Garrett (1983)
Reggie Gilford (2002-03)
Mark Griffith (1976)
Jay Harvey (1992-96)
Hayes (1931)
Albon Head (1967)
Earl Hopper (1974)
Stuart Ison (1989-91)
Victor Jones (2008)
Don Kilgore (1956)
Jeff Lear (1973)
Davis Luster (2016)
James Martin (1932)
Ed Masters (1930)
Hal Muldrow (1925)
Kenneth Murray (1997)
Roy Pace (1952-53)
Howard Phipps (1926)
Robert Popelka (1969-72)
Bill Reece (1942-45)
Rogers Reinowski (1963-64)
Bill Richards (1946, 1949-50)
Gene Roberts (1947-50)
Steve Schroeder (1965-66)
Hoyle Sims (1939)
Jarrett Spencer (2011-12)
Billy Squires (1944-45)
Billy Stamps (1935)
Alton Stevens (1922)
Steve Utley (1984)
Keith Williams (2001, 2003)
Rodderick Wilson (1985)

44

Will Bonilla (2005)
David Bostick (1974-76)
Kit Case (1981-85)
Davidson (1931)
Champ Dickerson (1977)
Dylan Dickman (2012)
Andrew Ellison (2008)
Scott Fly (1990-93)
Rusty Fulmer (1972)
Zach Hall (2003-04)
Damon Hurst (2006-07)
Gene Joffre (1960)
Efren Lynch (1980)
Ray Masters (1955-57)
Jackson Mitchell (2013-16)
Jerry Norton (1951-53)
Norbert Osborn (1986-89)
Carroll Parker (1946-47)
Blake Perkins (1994-98)
Seborn Ray (1926-28)
Blair Reber (1962)
Taylor Reed (2009-12)
Terry Don Richardson (1967-69)
Kyle Rote (1948-50)
Grady St. Clair (1939, 1941)
Galloway Selby (1930)
Wayne Shaw (1942-43)
San Shelton (1959)
Clem Spear (1932)
Billy Stamps (1933-35)
Richard Stark (1963-65)
James Stewart (1921-23)
C.A. Tatum (1925)
Maurice Tinsley (1941)
Miley Trooper (1971)
Darold Turner (1978-79)
Howard Weant (1935-36)
Justin Williams (1999-02)

45

Alan Atwater (1996-97)
Alex Faoro (2012-13)
Jake Fawcett (1939, 1941)
Mickey Franco (1982-83)
George Bennett (1926)
Dylan Dickman (2013-16)
Gene Gills (1951-52)
Mike Hackney (1958-61)
Ben Hummel (1984-86)
Jarrian James (2000-04)
Lee Jean (1977-81)
Gil Johnson (1947-48)
Luke Johnson (1998-99)
Emmett Jordan (1931-32)
Raymond Kilgore (1933-34)
Ned Kimbrough (1925)
Geoffrey King (1989-91)

Buddy McGinnis (1967)
Andrew McKinney (2005-08)
Will Moore (2016)
Mike Nekuza (1968-70)
Carroll Parker (1942, 1946)
Cornell Parker (1992-95)
David Parker (1942, 1946)
David Powell (1949-50, 1952)
Blair Reber (1963)
Henry Sanders (1927-29)
Steve Schroeder (1964)
Lon Slaughter (1955-57)
Doug Smith (1972-74)
Corky Terry (1965-66)
Larry Whittington (1976)
Youri Yenga (2009-10)
Jonathan Yenga (2011-12)

46

Brian Bischoff (2000-03)
John Bordano (2010-14)
Goodwin Bray (1932-34)
Marvin Brown (1994)
Chris Collins (1989-91)
Adam Cox (1983-85)
Robert Dickerson (1928-31)
Andy Duvall (1973)
Edward Griggs (1935)
Wes Hopkins (1979-82)
Mark Howe (1974-76)
Mike Jordon (1967-69)
Count Mays (1926)
Ben Moss (1995)
Will Mullenweg (1938-40)
Jeff Pennington (1996-99)
Tony Richards (2015)
Ricky Roden (1986)
David Rogers (1977)
Jim Ryan (1970-72)
Nathan Scott (1992)
Lem Stroud (1932)
Zac Thomas (2007-09)
Henry Wilson (1930)
Woodul (1925)

47

Wilford Bane (1957)
Jim Barton (1931)
Fred Benners (1949-51)
Alan Brockington (2002-03)
Alfred Brooks (1930)
Ed Brown (1978-79)
Floyd Burke (1964-67)
Larry Cox (1981-83)
Darryl Doggett (1968-69)
Rayford Dolford (1977)
Tommy Dorsey (1999)
Stanley DuVall (1938-40)
Leo George (1976)
Robert Gibson (1973)
Redman Home (1922)
Frank Jackson (1958-61)
Walter Jackson (1980)
Brent Johnson (2006)
John Kelley (1952-53)
Will McDonald (2010)
David Mitchell (1955)
Billy Mizell (1945, 1947-48)
Cobby Morrison (1984-86)
Kenneth Murray (1998)
John Pope (2003-05)
Harold Phipps (1925)
Drew Randall (1989-92)
Jon Randolph (2001)
Jim Robertson (1954)
Mack Rogers (1970-72)
Jamie Sackville (2016)
Wayne Slankard (1956)
Truman Spain (1933-35)
Taylor Thompson (2008-09)
Jackson Taylor (2005)
Zach Wood (2011-12)
Warwick Woodard (1993-97)

48

Bill Ball (1976)
Matt Bragman (2002)
Gerald Burt (1974)
John Burleson (1930-32)
Wilburn Echols (1937, 1939)
Ryan Folsom (1990)
Leo George (1977-79)
Wayne Hassell (1933)
Horn (1930)
Zach Line (2009-12)
Mark Manning (2004)
Gary Moten (1980)
Van Nguyen (1989)
Anthony Rhone (2014-16)
Paschal Scottino (1934-36)

Chad Sennette (1995-97)
Tommy Shelman (1982-86)
Zac Simmonds (2003-04)
Dave Smith (1967-69)
Waldo Theus (1981)
Colin Vadheim (1998-00)
Bobby Waite (1973)
Brian Whitehill (1991-94)
Denforth Wilkerson (1925)
Youri Yenga (2007-08)

49

Glyn Beesley (1939-40)
Andrew Bray (1931-32)
Byron Brown (2009-11)
James Butler (1929-30)
Vaughn Dickerson (1995)
Vernon Edwards (1990-94)
Tomas Esteve (1984)
Don Ferguson (1965-67)
Trent Hmcir (1999-03)
Jordan Johnson (2007-08)
Randy Garrett (1986)
David Gossett (1976)
Lyne (1931)
Maurice Orr (1933-35)
Jerry Payne (1996-97)
Luke Seeker (2014)
Chris Stevenson (1989)
Rick Valore (1978)
Andrew Van Winkle (1926)
Cleve Whitener (1969-72)
Sterling Wilson (1979-82)

50

Warrie Birdwell (1999-02)
Joe Boudreaux (1959-61)
Clyde Carter (1932-34)
G.B. Cranfill (1945)
David Drake (1967)
Buddy Echols (1969)
Blake Foster (1981-82)
Jack Gunlock (1952-53)
Raleigh Harvey (1956-57)
Jim Hodges (1970)
Temple Howard (1926)
Ben Hughes (2010-13)
Brannon Kidd (1992-96)
Caleb Pevetto (2003-06)
Will McKinney (1997-98)
Norman Medlen (1964-66)
Charles Moore (1989)
Ken Murphy (1976)
Shon Nichols (1984-86)
Joe Pasqua (1938-41)
Lance Pederson (1977-80)
Caleb Pevetto (2004-07)
Leamon Phillips (1935-37)
Cameron Rogers (2009-12)
Jimmy Smith (1954-55)
Jim Wishart (1930)
Bill Wood (1972-74)
Jim Sid Wright (1942-44)

51

Karl Arendale (1977)
Bill Barnes (1939)
William Barns (2014)
John Brezina (1994)
A.L. Bristow (1926)
Bo Cannon (1967-68)
Mike Edison (1981-85)
Mitch Enright (2006-09)
Archie Fairley (1986)
Roger Gary (1953-54)
Mike Henderson (1989-92)
Dick Hightower (1949-51)
Cole Horton (2003-04)
John Hussey (2010)
Ken Kuesel (1969-71)
James Lorfing (1980)
Donald (1929)
Joe Miller (1960-62)
Jim O'Neal (1952)
Johnson Patman (1998-01)
Phil Prescott (1955-56)
Mike Randle (1978)
Hack Ross (1932-33)
Bill Sanders (1934-36)
Stephon Sanders (2011)
Ricky Schulte (1978)
Jerry Sharrock (1957-58)
Mike Smith (1972-74)
Howard Sprague (1930-32)
Charles Standifer (1963-66)
Mike Sturdivant (1976)
Arnold Tauch (1959)
David Temples (1979)
J.B. Williams (1996-97)
Jim Sid Wright (1941-42, 1946)

52

Mike Armstrong (1969)
Robert Barnes (1976-78)
John Bookout (1933)
Avery Cleveland (2003-04)
Ronnie Counts (1960)
Willie Curik (1937, 1939)
Jay Dennis (1973-74)
Pete Fleps (2007-10)
Bill Fox (1950-53)
Harry Gardner (1941-42)
Brandon Henderson (2012-13)
Doug January (1963-65)
Lawrence Jones (1935)
Taylor Lasecki (2011-14)
Bill Livingstone (1954-56)
Russell Medlin (1932)
Cecil Moseley (1947)
Richard Nichols (1996-00)
Cameron Nwosu (2014)
Luke Pappas (2002)
Tim Ramon (1981-85)
Wade Strange (1994)
Cecil Sutphin (1945-47)
Willis Tate (1929-31)
Jim Upshaw (1972)
Grover Walker (1949)
David West (1986)
Matt Wisenbaker (1989-92)
Bill Wright (1967)

53

Nicholas Avantino (2016)
Lloyd Baxter (1942)
Bill Bowden (1951)
Steve Brown (1973)
G.B. Cranfill (1945, 1948)
Reggie Carrington (2003-06)
Giles (1930)
Forrest Gregg, Jr. (1980-84)
Bobby Hailey (1952-54)
Fred Harris (1938-40)
Cuba Holloway (1950)
Kim Johnson (1985-86)
Randy Katz (1977-79)
Jack Matkin (1976)
Ken Murphy (1974)
Bud McLeod (1932)
Joe Bob Markette (1941)
Corey Riley (1997-01)
Major Rising (1957-59)
Leon Shultz (1944-46)
Stephen Thomas (1989-90)
Rodney Townsend (1992-95)
Mack Tunnell (1949)
Mark Voosen (2009-12)
Tommy Winger (1955)

54

Burleigh Arnecke (1954-55)
Lloyd Baxter (1942, 1946-47)
Taylor Bon (2007-08)
Randy Bowling (1991-94)
T.D. Briggs (1982-85)
Rudy Cadena (1995-96)
Thornton Chandler (1999)
Max Christian (1958-60)
Alexander Clark (1930)
Ed Cloud (1942-43)
Don Cole (1951-53)
Jerry Evans (1998)
Ellis Glaw (2010)
Clay Glockzin (2000-03)
Tom Hanks (1976-77)
Dean Haugum (1978)
Dwight Houghton (1967)
Bud Moore (1990)
Ken Motes (1964-66)
Joe Joyner (1981)
Joe Prince (1931)
Ken Roberts (1980)
Haskell Ross (1932-33)
Christopher Smith (1989)
Steve Stookey (1972)
Garrett Stotts (2016)
Schaad Titus (1974)
Gus Tunnell (1939, 1941)
Jim Wilson (1957)
Sam Wood (1948-50)
Darrian Wright (2011-14)

55

Jason Baxley (1995)
Carlos Carroll (2016)
Bob Clements (1961)
Spencer Conley (2012-14)
Aaron Davis (2009-10)
Lucky DelRay (2003-07)
Allen Esse (1955-56)



Jason Faucett (1997)  
Randy Goss (1973-74)  
Bill Hart (1967-70)  
Mike Haynes (1972)  
Justin Helms (1994)  
John Hughes (1962-63)  
Tony Jackson (1976)  
Jim Linzy (1965-66)  
Gordon McAdams (1978-81)  
Morgan Nevin (2011)  
John Nwisiyeni (2008)  
Tim Pound (1996)  
Uzo Okeke (1992)  
Shelby Richardson (1945)  
Jack Sanders (1936, 1939)  
Tyrone Sanders (1982)  
Kerry Scanlon (1997)  
Mike Skouteris (1989)  
Bob Smith (1957-58)  
Robert Smith (1931, 1933-34)  
Vic Vloria (1998-02)  
Dan Wagner (1984-85)  
Winters (1929)

**56**

Burleigh Arnecke (1954-55)  
Thomas Ashcraft (2013)  
Harrison Barton (2016)  
Joe Bays (1976-78)  
Loren Belvin (1954)  
Brandon Bonds (2003-06)  
Byron Bonds (1990-93)  
Lynn Bostick (1939-41)  
Rufus Cormier (1968-69)  
Ja'Gared Davis (2009-12)  
James Dawson (1950)  
Lanny Dowell (1959-60)  
Jon Embree (1985)  
Lou Farris (1955-57)  
John Freeman (1965-67)  
Fred Goodwin (1946-49)  
Rudy Harmon (1984-86)  
Herb Johnson (1972)  
Ernest Knox (1973-74)  
Ryan Leonard (2007)  
Markus Pratt (1998-01)  
Hardy McAlister (1962-64)  
Haskell Ross (1932-33)  
Kerry Scanlon (1994-97)  
Michael Sehlner (2016)  
Mark Thompson (1982-83)  
Mike Thompson (1979-81)  
Trent Turpin (1952)

**57**

Eldridge Adair (1943)  
Jack Bomar (1970-71)  
Aaron Boulton (1980-84)  
Maurice Bray (1932-34)  
Willy Clark (1964)  
Dick Davis (1949)  
Landon Dyer (2004)  
Stan Eckert (1956-58)  
Jim Farris (1973)  
Ken Grant (1985)  
Don Hastings (1954)  
David Headstream (1974)  
Alvin Holland (1939)  
Luke Johnson (1996-97)  
Cameron Kurth (2010)  
Jim Landers (1950-51)  
Jordan Miller (2011-13)  
Pete Muse (1976-78)  
Jack Myers (1965-66)  
Charles Orsak (1945)  
Johnny Phillips (1992)  
Chris Poulos (2003)  
Stan Poulos (1967, 1969)  
Chad Pursley (2016)  
Robert Raines (1959-60)  
James Robinson (1999-01)  
Oscar Rosales (1989-91)  
Brett Sibert (1994)  
Jim Smith (1953)  
Bill Thomas (1972)  
Bobby Vann (1948-50)  
Mike Wallace (1986)  
J.B. Williams (1995)  
Mark Whitener (1979)

**58**

Kelly Arnold (1971-72)  
Don Betterton (1983)  
Thorton Chandler (2001-02)  
Kevin Chaney (1979-82)  
Putt Choate (1976-78)  
Bill Crawford (1952)  
David Drake (1965-66)  
David Echols (1964)

Archie Fairly (1985)  
Rodolfo Flores (1994)  
Ken Haddad (1967)  
Bobby Hamm (1959-61)  
Sam Jackson (1931-32)  
Tony Jackson (1974)  
Darrin Johnson (2004-06)  
Van Daele Mabrito (1939)  
Joseph Medlin (2000)  
Jordan Miller (2010)  
Jim Passions (1951)  
Darren Pedroza (1990-91)  
Louis Reed (1954)  
Taylor Reich (2012-14)  
Tory Virdell (1992)  
Glenn Walls (1973)  
Joe White (1968-70)  
Paul Wiley (1997-99)  
Carl Woxman (1962)

**59**

Sam Bennett (2006-07)  
David Bryan (1985-86)  
Heath Burnett (2003-05)  
Mike Cain (1965)  
Leonard Elkins (1931)  
Kirk Freeman (1971)  
Craig Gardner (1990-91)  
John Gibbs (1954)  
Myron Hargrove (1960-61)  
Fred Johnson (1970)  
Mike Lewis (1997)  
Mac McKinzie (1992-96)  
Bobby McMillan (1956)  
Gary Moten (1979)  
Ben Nolen (1957)  
Anthony Pedote (1989)  
Jason Pettit (1998-99)  
Jon Randolph (2000)  
Jim Sauby (1963)  
Lincoln Schick (2010)  
Jimmy Smith (1977-78)  
Ted Thompson (1973-74)  
Mike Washburn (1980-82)

**60**

Paul Albert (1978-81)  
Karl Belz (1958-61)  
Charles Carneal (1971-72)  
Vincent Chase (2008)  
Martin Cude (1963)  
Keith Cupples (1967-69)  
J.T. Davis (1957)  
Sacha Emanuil (1993-96)  
Robert Fly (1931)  
Ronald Gilliam (1974)  
Cecil Gunn (1955)  
Rusty Gunn (1953-54)  
Corky Hall (1973)  
Larry Harwood (1962)  
Adrian Haywood (2005-06)  
Doug Hollie (1982-83)  
Randy Katz (1960)  
Ken Masterson (1984-86)  
Will McKinney (1999)  
James Meletio (1943-45)  
Christian Miller (2010-12)  
David Mitchell (1956)  
Eric Neal (2001-04)  
Boris Neeley (1977)  
Ray Onwby (1941-42)  
Lynn Thornhill (1964-66)  
Joe Wells (1989-92)

**61**

James Bond (1972)  
Que Brittain (1967-69)  
Bobby Buyer (1962)  
Earl Cook (1944-47)  
Keith Chiles (1992-96)  
Neal Franklin (1948-50)  
David Hawk (1953-55)  
Charles Hunt (1976-79)  
Chris Jackson (1980-82)  
Russell Johnson (1974)  
Tom Koenig (1956-58)  
Johnny Maee (1964-66)  
Russell Medlin (1931)  
Buford Partee (1951-52)  
Rod Paschall (1989-91)  
Ted Ramsey (1940-41)  
Mike Rice (1959-61)  
Ruwayne Struve (1973)  
Ken Walker (1970-71)  
Jim Wise (1963)

**62**

Bobby Beckett (1955)  
Woody Burnette (1962)  
Vincent Cain (1977)  
Jimmy Chase (2008)  
Jerry Chavira (1996-99)  
R.D. Crenshaw (1967)  
Dick Davis (1948)  
Travis Fister (2013-16)  
Tom Gray (1957)  
Joe Holmes (2006-07)  
Kevin Jennings (1979-83)  
Orville Johnson (1941-42)  
Jim Johnston (1968-69)  
Smitty Keller (1954-56)  
Brad Kieschnick (2002-05)  
Darryl LaFitte (1951-53)  
David Mitchell (1958)  
Rod Mounts (1984-86)  
John Oden (1973)  
Julius Pechal (1946-47)  
Gene Sherman (1959-61)  
Jim Sitton (1963-66)  
Marty Solombrino (1989-92)  
Doug Terry (1971-72)  
Bob Vann (1948-50)  
Craig White (1978)  
Mark Windham (1993-94)

**63**

Shelley Anderson (1984-86)  
Trey Brady (1995-99)  
Bobby Beckett (1956-57)  
Evan Brown (2014-16)  
Rush Cone (1971)  
Ronnie Cosper (1962-63)  
Bryan Craig (1992-94)  
Judson Davis (2000)  
Stanley DuVall (1939-41)  
Grant Eidson (2003-04)  
Harry Hargrove (1967)  
Sherwood Hensley (1954)  
Delbert Jordan (1979-80)  
Tom Land (1942)  
Brad Lankford (2006)  
Ted Leveridge (1945)  
Floyd Lewis (1943, 1946-48)  
Bill Line (1968-70)  
Blake McJunkin (2008-12)  
Joseph Medlin (2001)  
Don Mudd (1976, 1978)  
Dave Riley (1950-52)  
John Rumley (1959-61)  
Randy Savage (1973-74)  
David Shuford (1964-66)  
Steve Stanilind (1981)  
Guy Thurston (1982-83)  
Chip Vasquez (1989-91)

**64**

John Basham (1947-48)  
Joe Basquez (1952-53)  
Steve Benotti (1989-90)  
Harris Brownlee (1976-77)  
Willie Castleman (1954)  
Richard Danner (1960)  
Horace Derry (1972)  
Mike Hake (1973-74)  
Mike Hensley (1956-57)  
Greg Kroot (1978)  
Brett Mason (2001)  
Harvey McAfee (1979-81)  
Dave McCoy (1944-45)  
Murray Mangum (1941)  
Bob Massad (1965-66)  
Max Munn (1994-97)  
Danny Murphy (1999)  
Fred Nelson (1982-84)  
Ben Nolen (1959)  
Pat O'Connell (1967-69)  
Robert Oyer (1962-64)  
Sam Rice (2012-13)  
Eddie Richardson (1946)  
Ike Robb (1949-51)  
Chase Smith (2006-07)  
Chad Spretz (1993)  
Bryce Tensionn (2009-11)  
Walt Weaver (1970-71)  
Bryce Wilds (2016)

**65**

Joe Basquez (1951)  
Joe Beard (1979-82)  
Vic Brittain (1968-70)  
Dan Chilton (1965-67)  
Jim Crowe (1959-61)  
David Cullen (1996)

Bobby Duncan (1948)  
John Eixman (1983-86)  
Mike Everett (1958)  
Jordan Favreau (2010-12)  
Cory Fross (1997-01)  
Craig Gould (1989)  
Erwin Greer (1977-78)  
Claud Hill (1943, 1945-47)  
Marcus McNeil (2015-16)  
Bill Morrow (1964)  
Tony Ned (1991-94)  
Ray Razor (1941-42)  
Carl Shannon (1953-54)  
Henry Sheppard (1973-74)  
Jackson Taylor (2006-08)  
Guy Thomas (1974)  
Bryan Turner (2003-04)  
Earl Walden (1952)  
Gary Webber (1955-57)  
Bob Welch (1949)

**66**

Dave Blewett (1984-86)  
Gerald Bowles (1968, 1970)  
Grady Burnette (1981-83)  
Rufus Cormier (1967)  
Szymon Czerniak (2008-10)  
J.T. Davis (1956)  
Jim Fitzpatrick (1941)  
Charles Grandstaff (1945)  
Andrew Helmy (2000)  
Jack Hopper (1957)  
Ed Johnson (1972)  
Nathan Lee (1994-96)  
Fred Lucas (1953-55)  
Myle McCormack (2016)  
Walt McDonald (1977)  
Harold Magers (1963-66)  
Bubba Moore (1968)  
Matt Muns (2002)  
D. Nady (1973)  
Ben Poynter (2004-07)  
Gareth Riley-Ayers (2011-14)  
Raymond Schoenke (1962)  
Byron Slaughter (1990-93)  
Steve Smith (1971)  
Clint Snowden (1997)  
Charles Terrell (1958-59)  
Waldo Thrus (1979-80)  
Paul Turk (1950-52)  
Robert Weyman (1974, 1976)

**67**

Harold Arfman (1942)  
Tommy Beal (1954-55)  
Rob Byers (1976)  
Andrew Campbell (1981-84)  
Bryan Collins (2009-12)  
Herschel Forester (1949-51)  
Matt Hart (1989-91)  
Dwight Houghton (1969)  
John LaGrone (1964-66)  
Bobby Loveless (1957-59)  
Mike Mason (1977-80)  
Daniel McCarty (2013-16)  
Chad Meacham (2003)  
Jeremy Morgan (1995-96)  
Cecil Moseley (1948)  
Tommy Poynter (2006-08)  
Don Randall (1970-72)  
Jack Rhoads (1960-62)  
Joey Slaten (1997-01)  
Robert Smith (1945)  
Alfred Temple (1941)  
Bill Thomas (1973-74)  
Dominik Unger (1986)  
Herbert Wales (1947-49)  
Marty Windham (1993-94)  
Rex Winters (1952)  
Lee Yokum (1956)

**68**

Tom Black (1970-72)  
Louis Canant (1954)  
Sam Caudle (1957-59)  
Zachary Clarke (1994)  
Randy Denman (2003-06)  
Ashton Duche (2011-12)  
Robert Ethridge (1950)  
Dean Ferguson (1965-66)  
Dick Harris (1941-42)  
Jeff Henderson (2000)  
Tab Keener (1978-81)  
Wayne Ligon (1952)  
Eric Lipke (1947-48)  
Kevin McKinney (1983-86)  
Kemp McMillan (1967-69)  
Nick Natour (2014-16)  
Doug Popino (1976)

Robby Risko (1989-92)  
Sean Schulgen (1995-96)  
Ed Shapiro (1973-74)  
Charles Shurtleff (1945)  
Les Stewart (1960-62)  
Bryce Tensionn (2008)  
Walter Umphrey (1956)  
David Wilson (1963-64)

**69**

Ricky Cowart (1976-77)  
Calvin Crockett (2008)  
Jack Crutcher (1953-54)  
Louis Drodz (1950-51)  
Jody Edwards (1971)  
Mike Ellis (1974)  
Marvin Hahn (1972)  
Jack Hopper (1955-56)  
Henry Johnson (1946-48)  
Paul Kenner (1979)  
Craig Kennington (1982-86)  
Eric Lipke (1945, 1948-49)  
Harvey McAttee (1978)  
Bobby McMillan (1957-59)  
Jeremy Morgan (1997-98)  
Steve Reindl (1999-03)  
Walter Roberds (1947-49)  
Jack Ryan (1942)  
Steve Stanilind (1980)  
Charles Stewart (1952)  
Craig Swann (1992-96)  
David Temples (1981)  
Alex Todd (1959-61)  
Jacob Todora (2016)  
Walter Weaver (1965-66)  
Don White (1967)  
Collin Williams (1973)  
Bill Wright (1968-70)

**70**

Austin Adami (1995-99)  
Jack Archibald (1953)  
Herbert Asel (1954-56)  
Kelvin Beachum (2008-11)  
Bill Cook (1949-50)  
Shawn Couch (1991-94)  
Tom Dean (1949-50)  
Townsend Hargis (2000-04)  
John Hamberger (1946-48)  
Dale Hellestrae (1981-84)  
Jim Hodges (1969)  
Tom Humiller (1989)  
Robby Lambert (1990)  
Robert McDade (1985-86)  
Leland Mayo (1951-52)  
Ron Merritt (1963-66)  
Steve Morton (1971-74)  
Joe Pasqua (1938, 1940-41)  
Mike Randle (1977, 1979-80)  
Guy Reese (1959-61)  
Kadarius Smith (2016)  
Chase Walling (2012-13)  
Sam Walker (1970)

**71**

Darrel Amen (1992-95)  
Mike Armstrong (1967)  
Toxie Beavers (1973-74)  
Lynn Bostick (1940-41)  
Chauncey Briggs (2012-16)  
Jerry Clem (1951-53)  
Brian Duncan (1971)  
Jeff Exleben (1996-00)  
David Gary (1954-56)  
Ken Grant (1986)  
Martin Guidry (2003-05)  
Jim Hunt (1959-61)  
Phil Jones (1972)  
Mike Jusko (1976-80)  
Billy Klemstein (1981-85)  
Dan Moreman (1989)  
Bernard Kuehn (1945)  
Buford Partee (1950)  
Rod Poirot (1965-66)  
Charles Russell (1947-49)  
Kelly Turner (2008-11)  
Bill Wagley (1942)  
Herbert Wales (1948-49)  
Lee Yokum (1957-59)

**72**

Jack Archibald (1951)  
Travis Atwood (1989-92)  
Jimmy Chase (2009-10)  
Bobby Collier (1948-50)  
Butch Cooper (1978)  
Alvin Dalton (1958-61)  
Chuck Dannis (1969-71)  
Jake Fawcett (1939-41)

Kevin Guber (1997-01)  
Ben Gottschalk (2010-13)  
Tommy Hairston (1952-54)  
Brayton Hyder (2014-16)  
Max Jones (1942)  
Patrick Jones (2016)  
Louis Kelcher (1972-74)  
Jack Linsey (1946)  
Del Montgomery (1984-86)  
Norman Medlen (1964-65)  
Ross Nigh (2006-07)  
Greg Noebel (1977)  
Brian O'Meara (1979-83)  
Bill Switzer (1945)  
Charles Terrell (1957)  
Robert Wharton (1955)  
Gene Williams (1976)  
Dray Wilson (1993-96)

**73**

Clarence Booth (1940-42)  
Paul Brown (1960)  
Bob Cadwallader (1950-52)  
Judson Davis (1998-99, 2001)  
Horace Derry (1973-74)  
Bruce Dietz (1976)  
Curtis Eldridge (1989-92)  
Jack Elliot (1944-46)  
Gary Ferguson (1956-59)  
Forrest Gregg, Sr. (1953-55)  
Tim Hale (1985-86)  
Jack Halliday (1947-49)  
Glenn Ivey (1993-97)  
John Kimbrough (1965-67)  
John Meyer (1970, 1973)  
Buddy Miller (1962-63)  
John Robinson (1983)  
Rickey Schulte (1979-82)  
Henry Sheppard (1972)  
David Temples (1978)

**74**

Jack Archibald (1952)  
Kyle Carroll (1989-91)  
Michael Carter (1979-83)  
Christian Chamagua (2012-14)  
Ruli Coli (1984-86)  
Bill Crawford (1951)  
Martin Cude (1962)  
John Dean (1960)  
Bruce Dunmore (1954)  
Mike Everett (1957)  
Joey Fontana (2010)  
Tom Gray (1956, 1958-59)  
Lowell Halpin (1967)  
Harry Hargrave (1968-70)  
Henry Johnson (1945-48)  
Dave Kiselek (1993-96)  
Mike Leitko (1971-73)  
Dontae Livingston (2011)  
Sean Lobo (2005-08)  
James McCarthy (1997-01)  
Mike Moore (1963-64)  
Charles Perry (1949-50)  
Fred Posey (1965-66)  
Gary Richmond (1976-77)  
Burnie Smith (1941-42, 1946)  
W. Hulseay Smith (2002-04)  
Braxton Webb (2016)

**75**

Harvey Armstrong (1978-81)  
Marvin Ayers (1982)  
Zach Boyd (2008)  
Charles Chambers (1949-50)  
Gene Clark (1945-49)  
Jerry Cornelison (1955-57)  
Ashton Duche (2010)  
Tre Giller (1989-90)  
Sterling Harris (1999-03)  
Virgil Harris (1962)  
Josh Hickman (2006)  
Walter King (1947-48)  
Gary Knee (1967-69)  
Sean Lobo (2004)  
Nkumu Mandunga (1995-98)  
Herb McJunkin (1952)  
Jerry Mays (1958-61)  
Chris Morris (1983-86)  
Jerry Phillips (1964-66)  
Leo Roasa (1963)  
Greg Shea (1991-94)  
Dick Smith (1942)  
Harvey Sutton (1976-77)  
Guy Thomas (1973-74)  
Schaad Teus (1972)  
Kris Witts (2011-14)  
George Zoch (1970-71)

**76**

Joe Basham (1945)  
 Kenard Burley (2003-07)  
 Charles Cannon (1951-53)  
 Judson Davis (2002)  
 Josh Emshoff (2010-11)  
 Joe Ethridge (1946-48)  
 Scott Gibson (1981-82)  
 Christian Holloway (2013-14)  
 Bill Jackson (1968-70)  
 Mike Janszen (1965-66)  
 Ed Johnson (1973)  
 John Knee (1962-64)  
 Charles Leyendecker (1954-56)  
 Wayne Ligon (1950)  
 Dan Merritt (1994-96)  
 D. Nady (1971-72)  
 Rodney Parr (1958-59)  
 Doug Rice (1983-86)  
 Russell Ross (1949)  
 Jerry Saena (2015-16)  
 Grady St. Clair (1941)  
 Wayne Simpson (1974, 1976)  
 Lee Spivey (1977-80)  
 Jeremy Stout (1990-93)  
 Jim Swope (1942)  
 Garren Thompson (1967)  
 C.B. Williams (1999-00)  
 Edwin Young (1957)

**77**

Keaton Bates (2015-16)  
 Calvin Blackwell (1976)  
 Scott Brady (1982-83)  
 Bill Cook (1948-50)  
 John Daniel (1964)  
 Charles Divelbiss (1942)  
 Don Goss (1952-55)  
 Perry Hartnett (1978-81)  
 Jay Holt (1989)  
 Jason Holz (1992-96)  
 Bobby Hunt (1958, 1960-61)  
 Pete Koltarich (1944-46)  
 Aaron Ladd (1997-00)  
 Randy Lawrence (1968)  
 Josh LeRibeux (2008-09, 2011)  
 John Miears (1956)  
 Dan Moreman (1965-67)  
 Dustin Morton (2003-06)  
 Ryan Potter (1990-91)  
 Hal Quinn (1949-51)  
 Dave Richards (1984-86)  
 Rock Rollins (1970-71)  
 Norman Rosenblum (1947)  
 Al Secor (1974)  
 Mack Swofford (1941)  
 Schaad Titus (1973)  
 Jim Zimmerman (1959)

**78**

Jack Adkisson (1949)  
 Kelly Arnold (1973)  
 Bob Blakeley (1954-56)  
 Truman Christopher (1965)  
 Tim Condrin (1983-86)  
 J.T. Davis (1959)  
 Jim Duggan (1976)  
 Jordan Free (2009-12)  
 George Gaiser (1964-66)  
 Rodney Gray (1974)  
 Jim Higgins (1968-69)  
 Bill Holder (1995-99)  
 Jason Hunt (1991-94)  
 Mike Janszen (1967)  
 Henry Johnson (1948)  
 Scott Kilpatrick (2000)  
 Lou Miller (1951-53)  
 Richard Neely (1978-82)  
 Darren Pedroza (1989)  
 Tony Richards (2016)  
 Jerry Saena (2013)  
 Greg Shea (1990)  
 Charles W. Smith (1945)  
 Chris Urbanus (2003-05)  
 Tiny Zaragosa (1972)

Justin Boren (2003-04)  
 J.T. Brooks (2008-11)  
 Patrick Byrd (1994-96)  
 Truman Christopher (1966)  
 Trey Cowan (1989-92)  
 Don Deweber (1970-72)  
 Jim Duggan (1974)  
 Roy Dunn (1981-85)  
 Marvin Hahn (1973)  
 Tray Hardin (2000)  
 Ralph Hendrickson (1950-51)  
 Eric Knebel (1953-55)  
 David Marshall (1977-80)

Seaver Myers (2012-14)  
 Jim Passons (1952)  
 Rex Printz (2016)  
 Arthur Raines (1960-62)  
 Charles Rains (1967)  
 Jason Sands (1993)  
 David Wilemon (1956-58)

**80**

Dave Corder (1963-66)  
 Mike DeGrazier (1962)  
 Bill Glaros (1967)  
 Roland Goss (1939-41)  
 Sid Halliday (1942)  
 Richard Harrison (1960-61)  
 Raleigh Harvey (1955)  
 Scott Herrera (1989-90)  
 Byron Hunt (1977-80)  
 Lamar Hunt (1953-54)  
 Freeman Johns (1973-74)  
 Wade Johnson (1981-85)  
 Jim Mahew (1950-52)  
 Ronnie Mason (1956)  
 Ronnie Parker (1971)  
 Corey Rau (2016)  
 Ryan Riddle (1999-00)  
 Rufus Shaw (1972)  
 Pelham Staples (1968-69)  
 Cordell Thornton (1996-98)  
 Carl Wallace (1947-49)  
 James Whitmore (1991-95)  
 Eugene Wilson (1945-46)  
 Brady Wyatt (1957, 1959)

**81**

Brian Berry (1990-94)  
 Wayne Burnett (1948)  
 Harold Clark (1945-47, 1949)  
 John DeVoss (1989)  
 Scott Ford (1981-84)  
 John Glusing (1958-61)  
 Randy Goss (1970, 1972)  
 Alvis Hall (1999)  
 Sam Holden (1967-69)  
 Keenan Holman (2010-13)  
 Brett Kershaw (1985)  
 Galen Lindsey (1974, 1976)  
 J.W. Marshall (2000)  
 Grady Martin (1942)  
 Mike Moore (1965-66)  
 Doyle Nix (1952-54)  
 Ronald Pritchard (1962)  
 Jacoby Rhinehart (1995)  
 Anthony Smith (1977-80)  
 Trent Stephenson (2001)  
 Fred Stier (1963-64)  
 Eric Thompson (1998)  
 Gus Tunnell (1939-41)  
 Mack Tunnell (1951)  
 Cedric Vinson (2002-04)  
 Boyd Wagner (1955-57)  
 Manio Walker (2006-09)  
 Brandon Williams (1996)

**82**

Cole Beasley (2008)  
 Rory Best (1972-74)  
 Louis Caver (1942)  
 Bobby Chase (2004-06)  
 Doug Christian (1963)  
 Charles Clay (2010)  
 Donnie Denbow (1965-66)  
 Everett Dickerson (2013)  
 Rob Fowler (1997-99)  
 Ivan Gaines (1996)  
 Mark Gann (1979, 1982)  
 Elton Garrett (1976-78)  
 Tommy Gentry (1954-56)  
 Mitch Gieber (1985-86)  
 Jimmy Hawn (1950-52)  
 Greg Hill (1989-92)  
 Greg Hubbard (1981-84)  
 Nyle Johnson (2011)  
 Jim Kreimborg (2000-01)  
 Jason Lindbloom (1993-95)  
 Rusty McDearman (1970-71)  
 Aiden McDonnell (2003)  
 Zohn Milam (1946-49)  
 Happy Nelson (1959-61)  
 Leon Rudolph (1957-58)  
 Dick Smith (1941)  
 Jim Wood (1967)  
 Ryan Wannemacher (2002)

**83**

Jerry Adams (1955)  
 John David Blagg (1999-00)  
 Mike Blaine (1967)  
 Ralph Blount (1970-72)  
 Bart Boren (1974, 1976)  
 Jeff Brock (2006)  
 Phillip Burley (2008)  
 Harry Dean (1950-52)  
 Mike Dry (1977)  
 Daniel Echols (1990-91)  
 David Echols (1965-66)  
 Jimmy Emerson (1960)  
 Doyle Franklin (1985)  
 Byron Frierson (1980)  
 Mitch Gieber (1989)  
 Brian Goodman (1997)  
 Trey Griffin (2002-04)  
 Sid Halliday (1946-47)  
 Tom Hillary (1962-63)  
 Jim Holaday (1956)  
 Darius Joseph (2011-12)  
 Kim Johnson (1983-84)  
 Arthur Londy (2010)  
 Charles Marsh (1959)  
 Pat Niell (1957)  
 Dick Parsons (1954)  
 Robert Quinn (1945)  
 Jim Robertson (1953)  
 Charles Russell (1948-49)  
 Joe Sheppard (1979)  
 Dave Sherer (1958)  
 Kelly Simpson (1940-42)  
 Clint Snowden (1998)  
 JaBryce Taylor (2013)  
 Kevin Thormal (1992-96)  
 Ryan Wannemacher (2001)

**84**

Lowell Baker (1957)  
 Dick Blaylock (1977-78)  
 Mike Brady (1954-55)  
 Phil Clegg (1964)  
 Pinky Clements (1965-66)  
 O. T. Cox (1953)  
 Don Denham (1963)  
 Bob Folsom (1944, 1947-49)  
 Jeremiah Gaines (2013-16)  
 Greg Gilleland (1981-85)  
 Darren Harrington (1989-92)  
 John Hughes (1960-61)  
 James Hunt (1979-80)  
 Darrin Johnson (2003)  
 Bud Jones (1958-59)  
 John Jordan (1967-70)  
 David Krischke (1972-73)  
 Cole Loftin (2009-12)  
 Steven McCormack (2010-11)  
 Bill McNutt (1974)  
 Jimmy Moore (1995-97)  
 Mike Moore (1962)  
 Steve O'Neill (2000)  
 Bill Rippey (1950-52)  
 Charles Russell (1945-49)  
 Joe Bailey Scott (1941-42, 1946)  
 Zack Stedje (2005-07)  
 Brandon Wetsel (1998-99)

**85**

George Adair (1946)  
 Jack Boys (1978)  
 Leo Fikes (1948-50)  
 Ken Fleming (1967-70)  
 Martin Grady (1947)  
 John Graves (1961-63)  
 Lamonte Guillory (1995-97)  
 Gary Heathenington (1974)  
 Jeff Henderson (1998-99)  
 Trent Joekel (2000)  
 Earl Johnson (1954-55)  
 Alex Litowkin (1951-53)  
 Bob Maddox (1940-41)  
 Joe Bob Markette (1942)  
 Gene Moore (1940-41)  
 Pat Neill (1958-61)  
 Greg Organ (1976)  
 Paul Page (1945-48)  
 Reynaldo Pellerin (2003-06)  
 Cameron Perry (2001)  
 Rob Presthus (2002)  
 David Randle (1980)  
 Albert Reese (1983)  
 DeAndrea Robinson (1994)  
 Kris Silverthorn (1972)  
 Chad Stephenson (1993)  
 Don Stewart (1956)  
 Elmer Thomas (1984-86)  
 Bruce Van Derven (1989-92)  
 Bobby Waid (2011-12)

Ryan Walker (2009)  
 Lawrence Whittington (2003)  
 George Wilmot (1964-66)  
 Bob Wilson (1979)  
 Jackie Wilson (1982)  
 Tiny Zaragosa (1973)

**86**

Ronnie Case (1952-53)  
 Vincent Chase (2005-07)  
 Abe Croft (1942-43)  
 Brian DeVoss (1997)  
 Clement Fox (1976)  
 Neal Franklin (1945, 1948-50)  
 David Foster (1998)  
 Bobby Goodrich (1964-67)  
 John Hampton (1999-02)  
 Brent Harraman (1989)  
 Mark Hodges (2003)  
 Marcus Holyfield (2010-13)  
 Lee Jones (1976)  
 Josh Lerner (1995)  
 Larry McClure (1971)  
 Rene Medelin (1958)  
 Darin Mitchell (1981-85)  
 Johnny Moore (1963)  
 Buddy Nichols (1959-61)  
 Joe Nobles (1972-74)  
 Chris Rentzel (1970)  
 Johnny Simmons (1969)  
 B. J. Stankovich (1990-94)  
 Leighton Steward (1954-56)  
 Ben White (1949-51)

**87**

Raymond Berry (1952-54)  
 Raleigh Blakeley (1946-49)  
 Diamond Blueitt (1995-99)  
 Rickey Bolden (1980-83)  
 John DeVoss (1990-92)  
 Willard Dewveall (1955-57)  
 Bob Fisher (1976-79)  
 Mike Hammond (1973)  
 Kurt Neale (1974)  
 Rob Orr (1984-85)  
 Tommy Pappadakis (1989)  
 Ronald Pritchard (1962)  
 Harold Richardson (1965-67)  
 James Lee Robinson (1970-72)  
 Don Stewart (1959)  
 Mowry Stilp (1963)  
 David Thomas (1969)  
 James Travis (1960)  
 Eric Yarbrough (1994)

**88**

Todd Boales (1980)  
 Glenn Box (1977)  
 Robert Brooks (1954)  
 John Cheney (1943, 1948-49)  
 Bob Clements (1959)  
 Michael Dineen (2002)  
 Joseph Ferguson (2006)  
 Ray Green (1960-62)  
 Bradley Hayes (2008-11)  
 Smitty Keller (1955)  
 Kevin Lias (1995-97)  
 Brian Lovett (1989-90)  
 Will McKinney (2000)  
 Rob McKinnie (1998)  
 Chris Merrill (2004)  
 Cory Muse (2003)  
 Joe Norman (1976)  
 Dave Powell (1950-52)  
 Leroy Price (1999)  
 Albert Reese (1984-86)  
 Dick Reinking (1945-47)  
 Norm Revis (1981-83)  
 Oscar Roan (1972-74)  
 Ronnie Robertson (1971)  
 Carlisle Robison (1957-58)  
 Jim Shaw (1968-69)  
 Joshua Shelmire (2016)  
 Daijuan Stewart (2012-14)  
 Mike Tabor (1964-66)  
 Hunter Theford (2016)  
 Erwin Wilburn (1991-94)

**89**

Jordan Airhart (2011-12)  
 Ed Bernet (1952-54)  
 Paul Bradley (1969-71)  
 Henry Christopher (1956-59)  
 Patrick Fleming (2007-10)  
 Clement Fox (1976)  
 Mark Hammond (1972)  
 Bill Harlan (1962-64)  
 Bob Hooks (1950-51)  
 Ryan Kennedy (2003-06)  
 John Matthews (1989)

Rene Medelin (1960-61)  
 Mike Mitchell (1960-61)  
 Chad Patton (1990-93)  
 Don Pettaway (1978)  
 Marquis Pleasant (1983-85)  
 Derrice Randle (1997-01)  
 Jim Robertson (1955)  
 Austin Roife (2016)  
 Chuck Ryan (1973-74)  
 Gary Smith (1979-82)  
 Clint Snowden (1994-96)

**90**

Charles Adams (1973-74)  
 Kendall Campbell (1989)  
 Jerry Evans (1999)  
 Paul Giamanco (1995)  
 Robert Gibson (1971-72)  
 Kevin Graham (1976)  
 Kevin Grenier (2008-12)  
 Vince Jenkins (1983-86)  
 Jalen Lynch (2016)  
 Larry McClure (1970)  
 Jared Moore (1978-80)  
 Bob Stunkel (1982)  
 Christian Teichman (1993)  
 Troy Therien (2005-06)  
 Adam Wells (1997-98)  
 Jimmy Williams (1981)  
 Melvin Williams (2000-04)  
 Chris Wilson (1990)  
 Zach Wood (2013-14)

**91**

Doug Berg (1970-72)  
 Sean Cordobes (1989)  
 Roy Douglas (1977-81)  
 Kyle Griffin (2005-09)  
 Spencer Hollie (2013-14)  
 Dwight Houghton (1968)  
 John Hughes (1999-00)  
 James Krause (1990)  
 Tom Lowey (1974)  
 Clarence McDade (1982-83)  
 Joe Phillips (1984-85)  
 Torlan Pittman (2008-12)  
 Karon Riley (1996-97)  
 Al Secor (1976)  
 Chad Spreitz (1990-92)  
 Eric Tomlin (1993-95)  
 Robert Welch (1946-49)  
 J.T. Williams (2016)

**92**

Charlie Berry (2003-07)  
 James Bowie (1989-92)  
 Mark Cones (1974, 1976)  
 Lute Croy (1998-02)  
 Ahmad Hayes (1993-96)  
 Mergus Hunt (2009-12)  
 Terance Mann (1983-86)  
 Eric Moore (1978-82)  
 Chase Schavdra (1997)  
 Mike Shelton (1969, 1971)  
 John Snider (1945)  
 Zeit Minor (2013-16)

**93**

Mike Blaine (1969)  
 Aaron Davis (2011-12)  
 Drain Duncan (1972)  
 Chad Ellis (2000)  
 Mason Gentry (2013-16)  
 Bill Gholson (1970-71)  
 David Headstream (1973)  
 Jarrod Holmes (1997-98)  
 Bardia Karimi (2010)  
 Brent Karrington (2003-04)  
 Adam Leija (2001)  
 David Lovett (1989)  
 Wilbert Mitchell (1992-96)  
 Rob Orr (1983)  
 Chris Parham (2006-09)  
 Chris Stevenson (1990-91)  
 Dan Sullivan (1984)

Russell Washington (1979-82)  
 James Wright (1974, 1976-77)

**94**

Allan Adami (2000-01)  
 Beau Barnes (2010-14)  
 Chris Biggus (2015-16)  
 Randy Brooks (1976)  
 Clarence Dennard (1973-74)  
 Rodney Finger (1992-93)  
 Tommy Fraser (1968-69)  
 Byron Frierson (1981-84)  
 Scott Gibson (1979-80)  
 Clay Glockzin (2004)  
 Patrick Handy (2005-08)

Brett Kershaw (1986, 1989)  
 Marc Lewis (1990)  
 Jeb Mason (1995)  
 Jeremy Morgan (1994)  
 Marcus Walker (2002)  
 Bobby White (1972)  
 Sam Williams (1997-98)

**95**

Darryl Atwood (1984-86)  
 Marvin Ayers (1981)  
 Brad Bean (2002-03)  
 Darrin Boone (1982)  
 Grady Burnett (1980)  
 John Clark (1976)  
 Will deWaal (1989-91)  
 Mickey Dollans (2007-10)  
 Andrew McCleneghen (2012-14)  
 Buddy McGinnis (1968-69)  
 Ken McLaurin (2016)  
 Dwight Moore (1970-71)  
 Cagan Morgan (1992-95)  
 Chris Post (1997-01)  
 Dontrell Terrell (1996)  
 Glenn Walls (1974)  
 John Wells (1978-79)  
 Rick Weyand (1972)

**96**

Bryan Craig (1991)  
 Tim Hague (1981-83)  
 Robert Hall (2016)  
 Desmond Jones (2003-04)  
 Jason Lindbloom (1992)  
 Trevor Nelson (1990)  
 Mike Ostos (1989)  
 Carl Pankratz (2000)  
 Dane Rasmussen (1976-78)  
 John Robinson (1984-86)  
 John Schaffler (1997-98)  
 John Simmons (1970)  
 Brian Small (2002)  
 Cameron Smith (2011-14)  
 Jonathan Wallunas (2010)  
 Marty Windham (1995-96)  
 Steve Wright (1979-80)

**97**

Terry Aveni (2016)  
 David Bloyemeyer (1978)  
 Evan Huahulu (2008)  
 Brian Kennedy (1992-94)  
 Tim Linebarger (1982-84)  
 Mike Mason (1976)  
 Patrick Matthews (1989)  
 Mike O'Guin (2010-11)  
 Eric Peterson (1999-02)  
 Dominic Pryor (2004-06)  
 Nick Reed (2012-14)  
 Burton Roberts (1990)  
 Victor Simon (1979-81)  
 Hunter Thedford (2015)  
 Toby Watts (1985-86)  
 Jon Wilson (1996-97)

**98**

John David Blagg (2001)  
 Brannon Coluccio (1992)  
 Szymon Czerniak (2007, 2011)  
 Adrian Dizer (2006)  
 Deon Green (2015-16)  
 Brandon Henderson (2009-10)  
 David Jefferson (1996-98)  
 Steve Klein (1993)  
 David Knapp (1985)  
 Uzo Okeke (1989-91)  
 Jerry Saena (2014)  
 Robert Seals (2012)  
 Brad Severs (1976)  
 Harry Smith (2000)  
 Adam Visosky (2008)  
 Wendell Washington (1994-95)  
 Mitch Wills (1980-83)

**99**

Richard Anderson (1986)  
 Jamar Bey (2003-06)  
 Cornelius Dozier (1982-85)  
 Steve Eades (1976-77)  
 Serge Elizee (2007-08)  
 Jason Evans (1993-97)  
 Eric Ferguson (1978-81)  
 Marquis Frazier (2009)  
 Craig Jackson (2010)  
 Justin Lawler (2013-16)  
 Mike Loftus (2010-13)  
 Kenny Rea (1989-92)  
 Robert Seals (2011)  
 Jimmy Simon (1998-99)

# SMU ALL-AMERICANS



**DOAK WALKER**  
1948 Heisman Trophy & 1947 Maxwell Award Winner



*Choc Sanders*  
Guard, 1928



*Marion Hammon*  
Tackle, 1929



*Speedy Mason*  
Halfback, 1931



*Clyde Carter*  
Tackle, 1934



*Harry Shuford*  
Fullback, 1934 & 1935



*Bobby Wilson*  
Back, 1934 & 1935



*Truman Spain*  
Tackle, 1935



*J.C. Wetzel*  
Guard, 1935



*Kelly Simpson*  
End, 1941




*Tom Dean*  
Tackle, 1945




*Doak Walker*  
Back, 1947, 1948 & 1949



*Kyle Rote*  
Back, 1950



*Dick Hightower*  
Center, 1951



*Don Meredith*  
Quarterback, 1958 & 1959




*John LaGrone*  
Guard, 1966



*Jerry LeVias*  
End, 1968




*Robert Popelka*  
Defensive Back, 1972



*Louie Kelcher*  
Guard, 1974



*Oscar Roan*  
Tight End, 1974



*Emanuel Tolbert*  
Wide Receiver, 1978



*John Simmons*  
Defensive Back, 1980




*Harvey Armstrong*  
Defensive Tackle, 1981



*Eric Dickerson*  
Running Back, 1982



*Russell Carter*  
Defensive Back, 1983



*Reggie Dupard*  
Running Back, 1985



*John Stewart*  
Placekicker, 1993

# HONORED JERSEYS

## DON MEREDITH 17

SMU honored the legendary Don Meredith by retiring his jersey at halftime of the SMU-Houston football game in 2008. Meredith, who wore number 17 during his playing years at SMU (1957-59), was a two-time All-America selection on the Hilltop, setting a Southwest Conference record with a 69.6 completion percentage in 1957. The Chicago Bears then selected Meredith in the third round of the 1960 NFL Draft, but traded him to a young Dallas Cowboys franchise for future draft picks.


Throughout his nine-year career with the Cowboys, "Dandy" Don was one of the Cowboys' most recognizable stars, leading his team to three straight division championships and trips to consecutive NFL Championship games following the 1966 and 1967 seasons.

During the 1966 season, Meredith was named the NFL Player of the Year, throwing a career-high 24 touchdown passes that season. He was also named to the Pro Bowl that year, his first of two career Pro Bowl selections. In 1976, Meredith was inducted into the Cowboys' "Ring Of Honor."

Following his playing days, Meredith had a successful TV career as an analyst on ABC's "Monday Night Football." He was known for singing "Turn out the lights, the party's over" when the game appeared to be decided.

Meredith was selected as the 2007 recipient of the Pro Football Hall of Fame's Pete Rozelle Radio-Television Award.

Meredith also had an acting career, appearing in multiple movies and television shows, including a starring role on "Police Story," as well as a series of commercials in the 1980s.



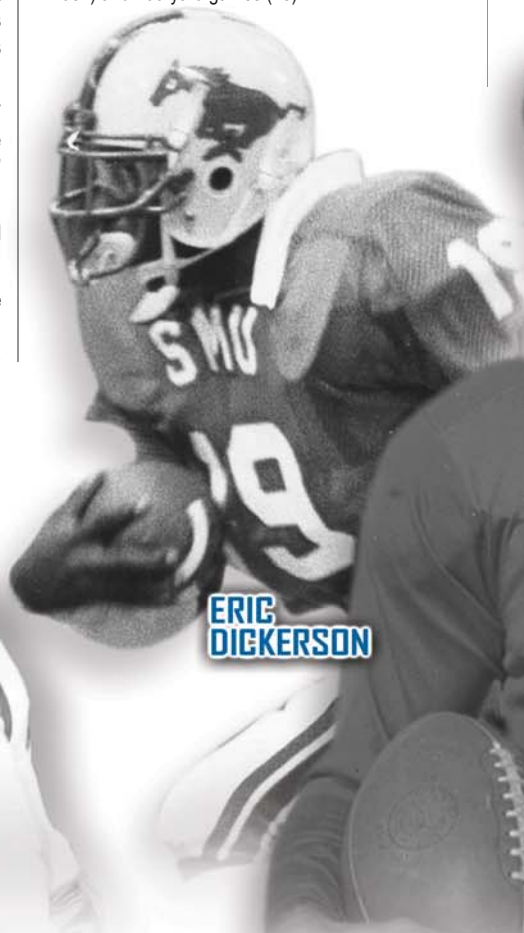
DON  
MEREDITH

## ERIC DICKERSON 19

As one of the greatest running backs in college football history, Eric Dickerson had his No. 19 SMU jersey retired Nov. 24, 2000.

Dickerson earned All-America honors as a senior in 1982 when he rushed for 1,617 yards and 17 touchdowns on 232 carries (7.0 yards per carry), helping the Mustangs to an 11-0-1 record and a No. 2 finish in the final Associated Press national rankings. He finished third in the Heisman Trophy balloting that year behind Herschel Walker and John Elway as SMU captured the Southwest Conference championship and defeated Pitt, 7-3, in the Cotton Bowl.

A two-time Southwest Conference Player of the Year, the Sealy, Texas, native set numerous school rushing records, including career yards (4,450), season yards (1,617 in 1982), career touchdowns (47), season touchdowns (19 in 1981) and 100-yard games (28).



ERIC  
DICKERSON

## DOAK WALKER 37

Doak Walker epitomized leadership, sportsmanship, and academic and athletic achievement during his storied career at SMU in the late 1940s. Gracing the covers of numerous national magazines, "The Doaker" was a national phenomenon. The versatile Walker, who also punted, returned punts and kickoffs, and kicked extra points, earned All-America honors in 1947, 1948 and 1949. After starting as a freshman in 1945, he missed the 1946 season due to his service in the Army; however, by his junior season, his exploits on the field had become legendary, and in 1948, Walker became the first junior to win the Heisman Trophy.

In addition to winning the Heisman, Walker was a consensus All-America three times and also won the Swede Nelson National Sportsmanship Award while at SMU.



DOAK  
WALKER

# FORREST GREGG 73

An SMU leader as a student and an alumnus, Forrest Gregg saw his No. 73 jersey retired Oct. 7, 2000. Gregg was a two-way player on the Mustang football team from 1952-55.

Gregg was a dominant force on both sides of the line as a collegian and earned All-SWC honors as a junior and senior in 1954 and 1955. He also served as SMU co-captain in his final year.

After his career on the Hilltop concluded, Gregg moved on to a 14-year career in the National Football League. He played for the Green Bay Packers for 13 years and closed his NFL career in 1971 with the Dallas Cowboys. While with the Packers, Gregg won a pair of Super Bowl Rings in 1967 and 1968. He long held a Green Bay record by playing in 187 consecutive games, was chosen All-Pro eight straight years from 1960-67, played in nine Pro Bowls and was inducted into the Pro Football Hall of Fame in 1977.

When football returned to the Hilltop in 1989, it was natural that Gregg would play a part. He served as head coach in 1989 and 1990, and served as SMU's athletic director (1990-94). He received the Distinguished Alumni Award in the fall of 2000. The award represents the highest honor the university and its Alumni Association can bestow upon an alumnus of the institution.

# LAMAR HUNT 80

A great friend of SMU and one of its most distinguished alumni, Lamar Hunt had his No. 80 football jersey retired Sept. 23, 2000. Hunt was a member of the Mustang football team from 1952-55 and wore No. 80 as a wide receiver his senior season.

After graduating from SMU with a degree in geology, Hunt had a distinguished career as a sports entrepreneur. He remains perhaps best known for helping turn professional football into America's No. 1 sporting pastime and was credited with accidentally naming the NFL's championship game the "Super Bowl." He was an original organizer of the American Football League (AFL), for which the Texas Sportswriters Association named him "Southwesterner of the Year."

In 1960, Hunt founded the Dallas Texans, who later became the Kansas City Chiefs, and was a principal negotiator in the AFL/NFL merger that paved the way for much of the game's modern growth.

For all his efforts, Hunt was inducted into the Pro Football Hall of Fame in 1972. As a tribute to his contributions to professional football, the AFC Championship Trophy carries his name, and in 1993, the NFL gave Hunt its Lifetime Achievement Award.

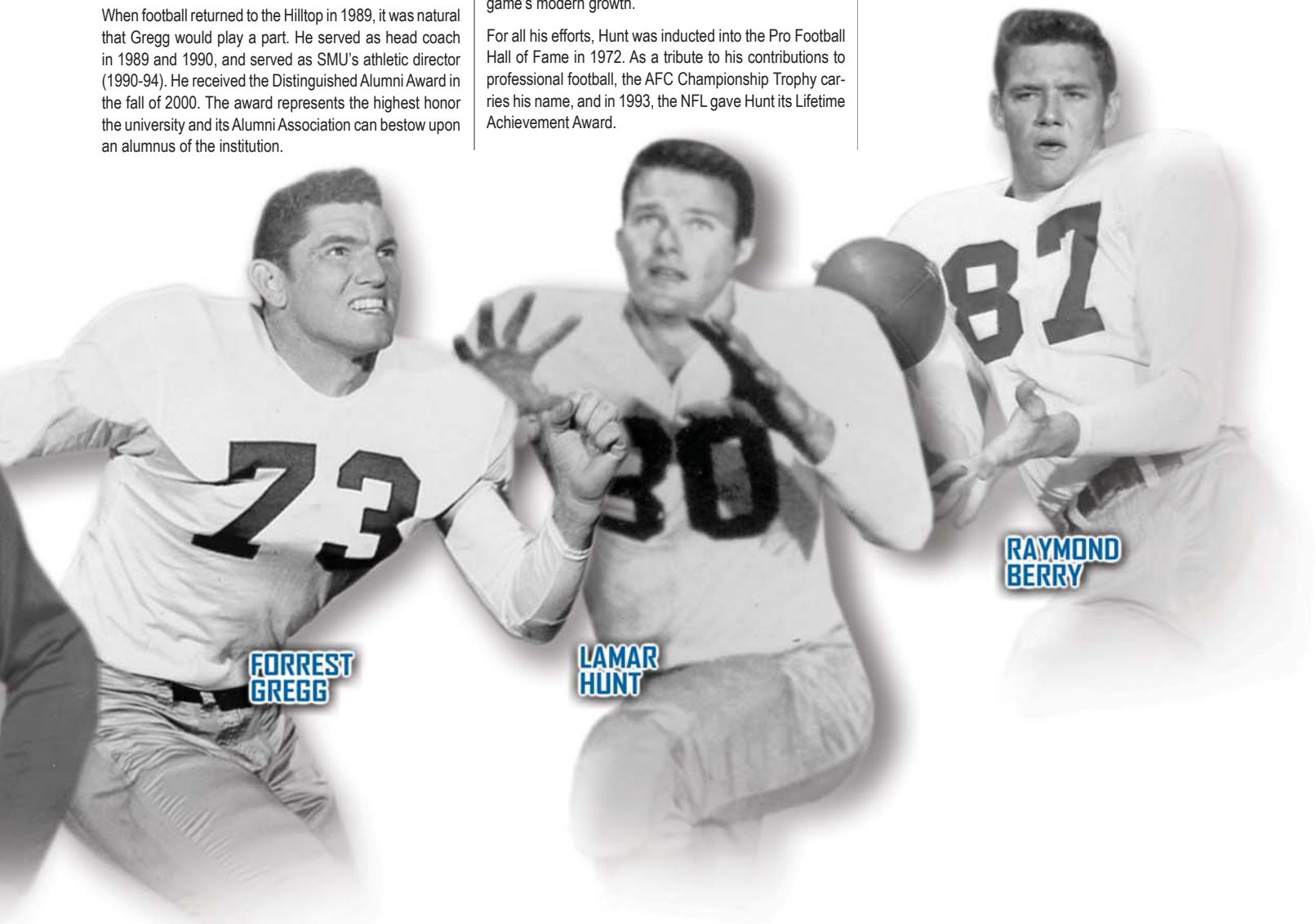
# RAYMOND BERRY 87

One of the greatest wide receivers in National Football League history, Raymond Berry had his No. 87 SMU jersey retired Oct. 28, 2000. Berry was a two-way player who earned two letters for the Mustangs in 1953 and 1954.

The Corpus Christi, Texas, native earned All-Southwest Conference honors and was an Academic All-American during his senior year. He was a 20th-round NFL Draft choice of the Baltimore Colts in 1955 and became one of the greatest draft selections in league history.

Berry led the NFL in receptions in 1958, '59 and '60. He helped the Colts win the 1958 league championship by catching 12 passes for 178 yards and a touchdown in the title game.

When he retired from the game after the 1967 season, Berry was the NFL's all-time leader with 631 catches for 9,275 yards and 68 touchdowns. He was inducted into the Pro Football Hall of Fame in 1973.



# SMU FOOTBALL GREATS

## QUARTERBACKS

### FRED BENNERS


Ranked among the country's top 10 passers in 1950 and 1951. Ranks 13th among SMU's career passing yardage leaders (3,373). Led the Southwest Conference in attempts, completions, completion percentage and passing yards in 1950. Completed 109 passes in only 108 minutes played in 1950. Played professionally in 1952 with the New York Giants.

### RAMON FLANIGAN


SMU's all-time total offense leader with 7,437 yards. Ranks among the school's career leaders in TD passes (30) and rushing yards (1,797). At the time of his graduation, he had accounted for more touchdowns (57) than any other SMU player. Ran for 27 touchdowns and threw for 30.

Flanigan's Stats

Year	Passing						Rushing		
	Att.	Comp.	Pct.	Yards	INT	TD	Att.	Yards	TD
1992	24	11	.458	167	0	1	13	26	0
1993	199	111	.558	1,334	8	8	114	462	3
1994	312	168	.538	1,869	8	6	182	502	12
1995	0	0	.000	0	0	0	1	-9	0
1996	212	106	.500	1,715	13	11	155	394	6
1997	82	42	.512	555	3	4	104	422	6
Totals	829	438	.528	5,640	32	30	569	1,797	27



Ramon Flanigan is SMU's all-time total offense leader with 7,437 yards



Chuck Hixson finished his career at SMU as the career leader in passing yards and completions and ranked third in touchdown passes and total offense.

### MIKE FORD

Ranks fifth on SMU's career list in total offense (6,055) and third in passing yards (6,239). The nation's second-leading passer in 1980, completing 224 of 389 passes for 3,007 yards and 17 touchdowns. Spent one season with the Tampa Bay Buccaneers in 1981 and one season in the USFL with the San Antonio Gunslingers.

Ford's Stats

Year	Passing						Rushing		
	Att.	Comp.	Pct.	Yards	INT	TD	Att.	Yards	TD
1977	301	153	.508	2,064	20	11	57	-138	2
1978	389	224	.576	3,007	23	17	70	-50	4
1979	37	23	.622	217	3	0	8	25	0
1980	158	75	.475	951	8	6	26	-21	4
Totals	885	475	.537	6,239	54	34	161	-184	10

### CHUCK HIXSON

Led the nation in passing as a sophomore in 1968. Left as the Mustangs' career leader in passing yards (7,179) and completions (642). Ranks third in touchdown passes (40) and third in total offense (6,884). Threw for over 300 yards on eight occasions, a then-record for an SMU quarterback.

Hixson's Stats

Year	Passing						Rushing		
	Att.	Comp.	Pct.	Yards	INT	TD	Att.	Yards	TD
1968	468	265	.566	3,103	23	21	88	-108	6
1969	362	217	.599	2,313	15	9	82	-111	3
1970	285	160	.561	1,763	18	10	73	-76	1
Totals	1,115	642	.576	7,179	56	40	243	-295	10



Lance McIlhenny posted a career mark of 34-5-1 at the SMU helm

### GERALD MANN

First-team All-Southwest Conference selection in 1926 and 1927. Led SMU to a 15-2-1 record in his final two seasons. Nicknamed the "Little Red Arrow" because of his strong, accurate throwing arm. Member of the first Mustang team to play in Ownby Stadium in 1926. Inducted into the National Football Foundation Hall of Fame in 1969. Eventually went into law and served as the Attorney General for the state of Texas.

### LANCE MCILHENNY

SMU and the SWC's all-time winningest quarterback with a combined record of 34-5-1. Guided SMU to its first 11-win season and a national championship. Three-time All-SWC selection from 1981-83. Led the SWC in passing efficiency with a 133.0 rating in 1982.

McIlhenny's Stats

Year	-----Passing-----						-----Rushing-----			
	Att.	Comp.	Pct.	Yards	INT	TD	Att.	Yards	TD	
1980	53	22	.415	303	1	5	36	19	0	
1981	155	67	.432	1,066	10	7	112	241	0	
1982	120	57	.475	910	7	10	99	167	2	
1983	162	77	.475	1,233	3	11	77	68	3	
Totals	490	223	.455	3,512	21	33	324	495	5	

### DON MEREDITH

Two-time All-America selection in 1958 and 1959. Set SWC record with .696 completion percentage in 1957. First-round draft choice of the Dallas Texans in 1960 (which later became the Kansas City Chiefs), but was awarded to the expansion Dallas Cowboys later that year. Starred for the Cowboys from 1960-68 and later became an announcer for ABC-TV's "Monday Night Football" telecasts.

Meredith's Stats

Year	-----Passing-----						-----Rushing-----			
	Att.	Comp.	Pct.	Yards	INT	TD	Att.	Yards	TD	
1957	102	71	.696	912	6	7	87	143	4	
1958	112	65	.580	952	7	7	77	230	8	
1959	181	105	.580	1,266	10	11	102	25	2	
Totals	395	241	.610	3,130	23	25	266	398	14	

### MIKE ROMO

Ranks third among SMU career leaders in completions (601), second in attempts (1,034), and fourth among the school's passing yardage leaders (6,041). His 2,927 passing yards in 1989 are the ninth-most in a single season by an SMU quarterback. Established four then-school records as a freshman — most yards passing in a game (450), most completions in a game (40), most completions in a season (282) and most pass attempts in a season (503).

Romo's Stats

Year	-----Passing-----						-----Rushing-----			
	Att.	Comp.	Pct.	Yards	INT	TD	Att.	Yards	TD	
1989	503	282	.561	2,927	18	14	78	-166	0	
1990	412	250	.607	2,434	13	19	78	-206	0	
1991	119	69	.580	680	7	2	22	30	0	
Totals	1,034	601	.581	6,041	38	35	178	-342	0	

## RUNNING BACKS

### ERIC DICKERSON

All-America in 1982. SWC career leader with 47 rushing TDs. All-time SMU rushing leader and third on the SWC career list with 4,450 yards. Tied with Doak Walker for most career points (288). Had 28, 100-yard rushing games at SMU. First-round draft choice of the Los Angeles Rams in 1983. Broke the NFL single-season rushing record with 2,105 yards in 1984. Finished his professional career in 1993 as the NFL's second all-time leading rusher. Inducted into the Pro Football Hall of Fame in 1999.

Dickerson's Stats

Year	-----Rushing-----				-----Receiving-----			
	Att.	Yards	Avg.	TD	No.	Yards	Avg.	TD
1979	115	477	4.2	6	6	35	5.8	0
1980	188	928	4.9	5	6	93	15.5	1
1981	255	1,428	5.6	19	1	2	2.0	0
1982	232	1,617	7.0	17	6	60	10.0	0
Totals	790	4,450	5.6	47	19	190	10.0	1



Eric Dickerson will always hold the SWC record with 47 TDs



Following in the footsteps of Eric Dickerson and Craig James, Reggie Dupard exploded on to the national scene in 1983 and earned All-America honors in 1985

### REGGIE DUPARD

All-America selection in 1985. One of two running backs to rush for 1,000 in three consecutive seasons. Career 5.9-yard average per carry is the best in school history. SMU's third all-time leading rusher with 3,772 yards. First-round draft choice of the New England Patriots in 1986.

Dupard's Stats

Year	Rushing				Receiving			
	Att.	Yards	Avg.	TD	No.	Yards	Avg.	TD
1982	13	85	6.5	2	1	2	2.0	0
1983	197	1,249	6.3	9	4	22	5.5	0
1984	196	1,160	5.9	16	10	114	11.4	0
1985	229	1,278	5.6	14	11	180	16.4	2
Totals	635	3,772	5.9	41	26	318	12.2	2

### CRAIG JAMES

Three-time All-SWC selection from 1980-82. Ranks fourth on the SMU career rushing list with 3,743 yards. Owns the second-highest career punting average in school history (43.6). Played two seasons with the USFL's Washington Federals from 1983-84 before spending five NFL seasons (1984-88) with the New England Patriots.

James' Stats

Year	Rushing				Receiving			
	Att.	Yards	Avg.	TD	No.	Yards	Avg.	TD
1979	168	761	4.5	4	20	206	10.3	0
1980	177	896	5.1	6	15	191	12.7	0
1981	233	1,147	4.9	9	5	45	9.0	0
1982	197	938	4.8	4	11	208	18.9	3
Totals	775	3,742	4.8	23	51	650	12.7	3

### KEYLON KINCADE

Finished his career as the seventh-leading rusher in school history with 3,038 yards. Along with Eric Dickerson, Reggie Dupard and Alvin Maxson, was one of only five backs ever at SMU to record multiple 1,000-yard seasons. A two-time All-WAC selection. Holds the school record for season and single-game attempts.

Kincade's Stats

Year	Rushing				Receiving			
	Att.	Yards	Avg.	TD	No.	Yards	Avg.	TD
2000	17	58	3.4	0	1	-2	-2.0	0
2001	93	421	4.5	1	10	59	5.9	0
2002	327	1,279	3.9	7	20	143	7.2	0
2003	317	1,280	4.0	4	18	271	15.1	1
Totals	754	3,038	4.0	12	49	471	9.6	1

### ZACH LINE

Three-time All-Conference USA selection from 2010-12. Ranks second at SMU in career rushing yards (4,185) and his 1,494 yards in 2010 are the second-most in program history. Tied for the most rushing TDs all-time with Eric Dickerson (47). Ranked second in career attempts (778) and in career 100-yard games (20). Honorable Mention All-America in 2011.

Line's Stats

Year	Rushing				Receiving			
	Att.	Yards	Avg.	TD	No.	Yards	Avg.	TD
2009	49	189	3.9	7	10	68	6.8	0
2010	244	1,494	6.1	10	17	163	9.6	0
2011	208	1,224	5.9	17	15	139	9.3	0
2012	277	1,278	4.6	13	33	229	6.9	0
Totals	778	4,185	5.4	47	75	599	8.0	0



Zach Line finished his career at SMU second on the career rushing yards list (4,185) and his 1,494 yards rushing in 2010 are the second-most in program history for a season





Kyle Rote was one of SMU's most decorated players and earned All-America accolades in 1950

**ALVIN MAXSON**

Three-time All-Southwest Conference first-team selection from 1971-73. Led the team in rushing for three consecutive seasons (1971-73). Ranks ninth among SMU's career rushing leaders with 2,734 yards. His 1,012 yards led the Southwest Conference in 1971. Played in the NFL with five teams from 1974-78.

Maxson's Stats

Year	Rushing				Receiving			
	Att.	Yards	Avg.	TD	No.	Yards	Avg.	TD
1971	219	1,012	4.7	5	25	224	9.0	0
1972	224	1,005	4.5	12	8	68	7.6	1
1973	115	717	6.2	7	1	-6	-6.0	0
Totals	558	2,724	4.9	24	34	286	8.4	1

**WAYNE MORRIS**

A versatile performer who averaged 5.0 yards per carry and caught 163 passes in his SMU career. Ranks sixth among SMU's career rushing leaders with 3,044 yards. Led the team in rushing in 1975. Played in the NFL from 1976-84 with the St. Louis Cardinals and San Diego Chargers.

Morris' Stats

Year	Rushing				Receiving			
	Att.	Yards	Avg.	TD	No.	Yards	Avg.	TD
1972	175	884	5.1	3	11	48	4.4	1
1973	111	616	5.6	4	0	0	0.0	0
1974	156	744	4.8	3	0	0	0.0	0
1975	163	800	4.9	4	6	115	19.2	2
Totals	605	3,044	5.0	14	17	163	9.6	3

**RODNICK PHILLIPS**

An All-Western Athletic Conference selection. Finished his career ranked 14th among SMU's career rushing leaders with 1,857 yards. Rushed for 1,115 yards in 1998 to break the 1,000-yard barrier in a season. Signed a free agent contract with the Seattle Seahawks in 2000.

Phillips' Stats

Year	Rushing				Receiving			
	Att.	Yards	Avg.	TD	No.	Yards	Avg.	TD
1996	32	117	3.7	1	22	618	28.1	1
1997	28	122	4.4	0	10	207	20.7	0
1998	239	1,115	4.7	9	7	157	22.4	0
1999	150	503	3.4	3	16	114	7.1	0
Totals	449	1,857	4.1	13	55	1,096	19.9	1


**KYLE ROTE**

Outstanding all-around player who earned All-America recognition as a halfback in 1950. An All-SWC selection in 1949 and 1950. Twelfth-leading rusher in school history (2,049). His 44.4-yard punting average in 1949 was the second-highest average in the nation and is the fifth-highest single-season average ever at SMU. First-round selection of the New York Giants in 1951. Inducted into National Football Foundation Hall of Fame in 1964.

Rote's Stats

Year	Rushing				Receiving			Passing			
	Att.	Yards	TD	No.	Yards	TD	Att.	Comp.	Yards	INT	TD
1948	116	510	4	19	215	3	0	0	0	0	0
1949	142	777	8	14	298	3	42	13	158	4	0
1950	152	762	12	25	221	1	66	27	490	9	3
Totals	410	2,049	24	58	734	7	108	40	648	13	3

Year	Punting			Kickoff Returns			Scoring				
	No.	Yards	Avg.	No.	Yards	Avg.	TD	TD/RTD/Rec.	TD/Ret.	PAT	TP
1948	10	280	28.0	2	34	17.0	0	4	3	0	0-0
1949	22	978	44.4	6	207	34.5	1	8	3	1	2-3
1950	41	1,434	35.0	14	336	24.0	0	12	1	0	0-0
Totals	73	2,692	36.9	22	577	26.2	1	24	7	1	2-3



Doak Walker is the lone Mustang to claim the Heisman Trophy, bringing the honor home to the Hilltop in 1948

### DOAK WALKER

SMU's only Heisman Trophy winner, capturing the award in 1948. Three-time All-America selection from 1947-49. Only four-time All-SWC performer in school history. SMU career co-leader in points (288) and leader in punt return yards (750). Spent six seasons in the NFL with the Detroit Lions from 1950-55. Inducted into the Pro Football Hall of Fame in 1986. In his honor, the Doak Walker National Running Back Award, recognizing the nation's outstanding college running back, was established in 1990.

Walker's Stats


Year	-----Rushing-----			-----Receiving-----			-----Passing-----				
	Att.	Yards	TD	No.	Yards	TD	Att.	Comp.	Yards	INT	TD
1945	68	289	5	2	32	0	65	38	387	4	1
1947	163	684	8	8	132	0	51	29	342	3	3
1948	108	532	8	15	278	2	46	26	304	6	5
1949	130	449	10	3	26	1	58	34	605	6	5
Totals	469	1,954	31	28	468	3	220	127	1,638	19	14

Year	----Punt Returns----			---Kickoff Returns---			--Interception Returns--		
	No.	Yards	TD	No.	Yards	TD	No.	Yards	TD
1945	15	238	0	5	115	0	2	58	0
1947	20	256	1	10	379	2	4	12	0
1948	10	169	1	5	161	0	3	75	0
1949	5	87	0	6	101	0	2	11	0
Totals	50	750	2	26	756	2	11	156	0

Year	-----Punting-----				-----Scoring-----				
	No.	Yards	Avg.	TD/Rush	TD/Rec.	TD/Ret.	PAT	FG	TP
1945	11	344	31.3	5	0	0	0-0	0-0	30
1947	11	377	34.3	8	0	3	18-22	1-1	87
1948	35	1,473	42.1	8	2	1	22-29	0-0	88
1949	23	960	41.7	10	1	0	17-22	0-0	83
Totals	80	3,154	39.4	31	3	4	57-73	1-1	288

### BOBBY WILSON

Two-time All-America and two-time All-Southwest Conference honoree. A versatile performer who was a member of SMU's National Championship team in 1935. Inducted into the National Football Foundation and Hall of Fame in 1973. Played professional football for one season with the Brooklyn Dodgers in 1936.



Bobby Wilson led SMU to the national title in 1935

## RECEIVERS

### RAYMOND BERRY

All-SWC and Academic All-American in 1954. Played 13 seasons in the NFL with the Baltimore Colts. Played in three NFL championship games and five Pro Bowls. Held Colts records for receiving yards in a career (9,275), season (1,298) and game (224). Inducted into the Pro Football Hall of Fame in his first year of eligibility in 1973.

### JERRY LEVIAS

All-America selection in 1968 and three-time All-SWC performer from 1966-68. Is No. 3 on SMU's receiving yards in a game list (213). Ranks third in school history in career punt return yards with 710. Played with the Houston Oilers from 1969-70 and San Diego Chargers from 1971-74. Selected to the College Football Hall of Fame in 2003.

LeVias' Stats

Year	-----Receiving-----			-----Punt Returns----			-----Kickoff Returns----		
	No.	Yards	TD	No.	Yards	TD	No.	Yards	TD
1966	18	420	7	17	222	1	15	393	1
1967	57	724	7	17	227	0	21	394	0
1968	80	1,131	8	24	261	1	17	293	0
Totals	155	2,275	22	58	710	2	53	1,080	1



Jerry LeVias was elected to the College Football Hall of Fame in 2003

### RON MORRIS

All-Southwest Conference first-team honoree in 1986. Led SMU in receptions for three consecutive seasons (1983-85). Ranks sixth in receiving yards (2,410), 13th in receptions (147) and eighth in touchdown receptions (15) at SMU. His 16.4-yard reception average once ranked as the highest career average for any SMU receiver with over 100 catches. Played professionally with the Chicago Bears from 1987-92.

Morris' Stats

Year	No.	Yards	Avg.	TD
1983	41	688	16.8	2
1984	27	554	20.5	4
1985	31	411	13.3	2
1986	48	757	16.1	6
Totals	147	2,410	16.4	15

## ALDRICK ROBINSON

Caught a school-record 14 TDs and notched 1,301 receiving yards, second-most ever in a season at SMU, as a senior (2010). Ended his career by catching TD passes in a school-record eight straight games. The first player in SMU history to record two 1,000-yard seasons. Involved in two of the three longest pass plays in school history. Owns three of the top eight single-game yardage totals in school lore.

Robinson's Stats

Year	Rec.	Yards	Avg.	TD
2007	10	166	16.6	0
2008	59	1,047	17.7	11
2009	47	800	17.0	5
2010	65	1,301	20.0	14
Totals	181	3,314	18.3	30

## EMMANUEL SANDERS

Named an Honorable Mention All-American by SI.com following his senior season. A first-team All-Conference USA performer in 2009. Ranks as SMU's all-time leader in career catches (285), TD (34) catches and yards (3,791) and single-season yardage (1,339). Is the co-leader in single-game (18) receptions and third all-time in single-season (98) receptions. Holds SMU records for career 100-yard-receiving games with 16 and season 100-yard games with six (2008). The only player in SMU history to record four 600-yard receiving seasons.

Sanders' Stats

Year	No.	Yards	Avg.	TD
2006	46	605	13.2	9
2007	74	886	12.0	9
2008	67	958	14.3	9
2009	98	1,339	13.7	7
Totals	285	3,791	13.3	34



Emmanuel Sanders was an Honorable Mention All-American following his senior season on the Hilltop



Aldrick Robinson ended his career by catching TD passes in a school-record eight straight games

## EMANUEL TOLBERT

Received All-America recognition in 1978. When he graduated, he was SMU's career leader in receiving yards with 2,784 and held school records for touchdown receptions in a game, season and career. Played 11 seasons in the CFL from 1980-90.

Tolbert's Stats

Year	No.	Yards	Avg.	TD
1976	17	371	21.8	4
1977	64	996	15.1	6
1978	62	1,041	16.2	11
1979	28	376	13.4	4
Totals	171	2,784	16.3	25

## JASON WOLF

When he graduated, he was SMU's all-time leader in career receptions with 235. Set a then-NCAA freshman record when he caught 61 passes in 1989.

Wolf's Stats

Year	No.	Yards	Avg.	TD
1989	61	676	11.1	4
1990	55	462	8.4	6
1991	59	565	9.6	4
1992	60	529	8.8	3
Totals	235	2,232	9.5	17

## OFFENSIVE LINEMEN

### ANDREW CAMPBELL

Two-time first-team All-Southwest Conference selection as a guard in 1983 and 1984. Helped pave the way for SMU, averaging more than 250 yards on the ground in both his junior and senior seasons. Team won 20 of 24 games overall, as well as one bowl game, in the 1983 and 1984 seasons.

### MAX CHRISTIAN

All-Southwest Conference first-team honoree at center for SMU in 1958. Honorable-mention All-America in 1959. Stood 6-3 and weighed just 218 pounds. Blocked for Don Meredith and Glynn Gregory during his career in which he also starred at linebacker. A team captain as a senior in 1961.



Dick Hightower was an All-America center for SMU in 1951

### FORREST GREGG

Two-time All-SWC selection in 1954 and 1955. A two-way player at both offensive and defensive tackle from 1952-55. Played 14 seasons in the NFL and won two Super Bowl rings with the Green Bay Packers in 1967 and 1968. Selected to the Pro Football Hall of Fame in 1977. Coached the Cincinnati Bengals to Super Bowl XVI. Served as SMU's head football coach (1989-90) and athletic director (1990-94).

### DICK HIGHTOWER

All-America selection at center in 1951. Two-time All-SWC selection in 1950 and 1951 while blocking for Kyle Rote. Rugged two-way performer who led the team in tackles as a linebacker in 1951.

### RAY SCHOENKE

Selected to the All-SWC team and was honored as an Academic All-American in 1962. Spent two seasons with the Dallas Cowboys in 1963 and 1964 before playing 10 seasons with the Washington Redskins from 1966-75. Ran for Governor of Maryland in 1998.

### HENRY SHEPPARD

First-team All-Southwest Conference selection at offensive tackle in 1974 and 1975. Second-team All-SWC honoree as a sophomore in 1973. Helped SMU average more than 260 yards per game on the ground in both his junior and senior seasons. Played professionally for the Cleveland Browns from 1976-81.

### TRUMAN SPAIN

First-team All-America and All-Southwest Conference as a senior guard in 1935. Helped lead SMU to a 12-1 record and the national championship in 1935. Integral part of an offense which outscored its opponents 288-39 in 1935.

## DEFENSIVE LINEMEN

### HARVEY ARMSTRONG

Earned All-America honors at defensive tackle in 1981. Co-captain of 1981 SWC Championship squad that finished 10-1. Played for Philadelphia Eagles (1982-84) and Indianapolis Colts (1986-90).

### JERRY BALL

After being recruited as a fullback, became three-time All-SWC selection at nose tackle from 1984-86. Third-round pick of the Detroit Lions in 1987 and started every game during his rookie season. Named to three Pro Bowl squads in six seasons with the Lions. Played for the Cleveland Browns for two seasons from 1993-94 before signing with the Oakland Raiders in 1995. Played with the Minnesota Vikings in 1998.

### MICHAEL CARTER

Won the silver medal in the shot put at the 1984 Summer Olympics. All-SWC defensive tackle in 1983. Fifth-round draft choice of the San Francisco 49ers in 1984. Three-time Pro Bowl selection at nose tackle. Anchored 49ers' defensive line for nine seasons (1984-92).



Michael Carter was an All-SWC performer at SMU before becoming a Pro Bowl defender for the San Francisco 49ers

### LUKE JOHNSON

A two-time All-Western Athletic Conference selection at defensive end. Recorded a school-record 23.5 career sacks from 1996-99.

### LOUIE KELCHER

Earned All-America honors and was named the SWC Defensive Player of the Year in 1974. Two-time All-SWC selection (1972, 1974). Holds the school record for most tackles-for-loss in a season (22, 1974). Standout NFL defensive tackle with the San Diego Chargers (1975-83) and San Francisco 49ers (1984).

### JOHN LAGRONE

Remarkable strength and determination allowed him to be selected an All-American and Academic All-American in 1966. Three-time All-SWC performer (1964-66). Played for the CFL's Edmonton Eskimos from 1967-74.

## LINEBACKERS

### CHRIS BORDANO


Named the 1997 Western Athletic Conference Mountain Division Defensive Player of the Year. Earned All-WAC honors in 1996 and 1997 as well as All-Southwest Conference recognition in 1994. Ranks fifth among SMU's career tackles leaders with 421. Played professionally with the New Orleans Saints, Dallas Cowboys and Atlanta Falcons.

### PUTT CHOATE

Two-time All-SWC choice in 1977 and 1978. The leading tackler in school history with 649 stops. Owns SMU's single-season record for most tackles with 253 in 1978. Recorded 31 tackles in a game against Texas A&M in 1976. Played professionally for the Denver Gold (USFL) in 1983, San Antonio Gunslingers (USFL) from 1984-85 and the Green Bay Packers in 1987.

Choate's Stats

Year	Unassisted Tackles	Assisted Tackles	Total Tackles
1975	28	32	60
1976	76	74	150
1977	68	118	186
1978	94	159	253
Totals	266	383	649



Putt Choate amassed an amazing 649 tackles on the Hilltop



Gary Moten is the second-leading tackler in school history with 455 stops

### BILL FORESTER

A fierce competitor who earned All-SWC recognition as a defensive tackle in 1951 and as a linebacker in 1952. Was also a strong performer on offense, having spent the entire 1950 season exclusively at fullback. Spent 11 seasons as a linebacker for the Green Bay Packers (1953-63).

### JERRY GRIFFIN & BILLY BOB STEWART

Although great players in their own right, Griffin and Stewart formed SMU's most intimidating linebacker duo in school history. Griffin was a first-team All-Southwest Conference selection in 1966, while Stewart was a two-time All-SWC honoree in 1965 and 1966. In 1966, the duo helped lead SMU to an 8-3 record, the SWC title and a Cotton Bowl appearance. SMU's defense allowed just 14.6 points per game that season.

### BILL KIELY

The only three-time team captain in school history. His 445 career tackles rank third all-time among SMU defenders. Led SMU in tackles in 1990 (144) and 1991 (125). Initially a walk-on who ended up a three-time team Defensive Most Valuable Player as selected by his coaches and teammates. Had at least 10 tackles 24 times in his prolific career.

### GARY MOTEN

Won All-SWC honors in 1981 and 1982. Second-leading tackler in school history with 455 stops. Led the team in tackles for three consecutive seasons (1980-82). Played professionally with the San Francisco 49ers in 1983, then spent three seasons in the CFL with Winnipeg, Saskatchewan and Toronto (1985-87). Finished his career with the Kansas City Chiefs in 1987.

### JASON SIMONTON

A two-time All-Western Athletic Conference selection at linebacker (1998 and 1999). Led SMU in tackles as a junior and senior with 100-plus each season. Kept six-year streak alive of an SMU linebacker recording 100 or more tackles in a season.

## CRAIG SWANN

Earned All-Southwest Conference honors as a junior in 1995 and All-Western Athletic Conference recognition in 1996. Ended his career with 326 total tackles and 27 stops behind the line of scrimmage. His 167 tackles in 1995 led the SWC and ranks third among SMU's single-season leaders. His 102 solo tackles in 1996 set a single-season school record.

## DEFENSIVE BACKS

### RUSSELL CARTER

Earned All-America honors in 1983. SMU's career interception leader with 18 picks. Three-time All-SWC cornerback (1981-83). First-round draft pick by the New York Jets in 1984. Spent four seasons with the Jets before playing two seasons with the Los Angeles Raiders (1988-89).

Carter's Stats

Year	INT	Yards	Avg.	TD
1980	0	0	0.0	0
1981	7	102	14.6	0
1982	4	68	17.0	0
1983	7	40	5.7	0
Totals	18	210	11.7	0

### WES HOPKINS

Former walk-on who was a two-time All-SWC selection (1981-82). Led the SWC with six interceptions in 1982. SMU's career leader in interception return yards (231). Tied the school single-game record with four thefts against Houston in 1981. Enjoyed an All-Pro NFL career with the Philadelphia Eagles from 1983-93.

### ROD JONES

Made five career interceptions and 133 total tackles. One of the fastest players in school history, Jones was also a track standout for SMU in the 1980s. Member of the 1986 national champion track team at SMU. One of two players from SMU to be selected in the first round of the NFL Draft in 1986 (Reggie Dupard was the other). Played professionally nine years with the Tampa Bay Buccaneers (1986-90) and Cincinnati Bengals (1991-93, 1995) in the NFL.

### ROBERT POPELKA

All-America selection in 1972. Team leader in interceptions in 1970 and 1971, grabbing four each season. Owns the school record with a career 19.8-yard average on 11 interception returns. Two-time All-SWC selection at safety (1971-72).

### JOHN SIMMONS

Earned All-America and All-SWC honors in 1980. Ranks second in school history with 17 interceptions and three interceptions for touchdowns. Spent six seasons in the NFL as a cornerback with the Cincinnati Bengals (1981-83, 85-86), Green Bay Packers (1986) and Indianapolis Colts (1987).

Simmons' Stats

Year	INT	Yards	Avg.	TD
1977	2	34	17.0	1
1978	3	67	22.3	0
1979	5	58	11.6	0
1980	7	62	8.9	2
Totals	17	221	13.0	3

## SPECIAL TEAMS

### BRANDY BROWNLEE

Kicked the second-longest field goal in school history, a 57-yarder. Ranks second in career field goal accuracy with a percentage of .714. He is tied for 13th in school history with 170 points.

### EDDIE GARCIA

An All-SWC placekicker in 1980. Is the co-leader in school history with 44 field goals made, and is 4th all-time with 262 points kicking. Set the school mark with 91 kicking points in 1981. Played two seasons with the Green Bay Packers in 1983 and 1984.

### JESSIE HENDERSON

Set an NCAA career record for kickoff return yards (since broken), finishing with 2,945. Finished second in NCAA history for career kickoff returns with 122 attempts. Tied an SMU record with two career kickoff return touchdowns.

### MARGUS HUNT

Set an NCAA career record for field goal blocks, totaling 10 in his career. Had seven career PAT blocks. Finished second all-time in combined blocked kicks with 17. First-team All-Conference USA in 2012. Drafted 53rd overall by the Cincinnati Bengals in the 2013 NFL Draft.

### JERRY NORTON

First-team All-Southwest Conference selection in 1952. Led the Southwest Conference and ranked fourth in the country in punting average in 1951 and 1952. Career average of 41.8 ranks sixth among SMU career leaders in that category. Also led the Mustangs in rushing and passing as a junior in 1952. Played for five professional teams from 1954-64.

### JOHN STEWART

A former walk-on who earned All-America and All-SWC honors in 1993. Kicked the third-longest field goal in school history (55 yards, 1993).

### DANNY THOMAS

Led the Southwest Conference and ranked among the nation's top 10 punters for three consecutive seasons from 1962-64. Led the country with a 44.0 yard average in 1963. His 42.1 yard career punting average ranks fifth among SMU's all-time leaders. Also served as SMU's quarterback and led the team in passing in 1963 and 1964, when he had 17 touchdown passes and just four interceptions.



# SMU HONORS

## HEISMAN TROPHY

1948 Doak Walker, back

## MAXWELL AWARD

1947 Doak Walker, back

## ACADEMIC ALL-AMERICANS

1952	David Powell, end
1953	Darrell Lafitte, guard
1954	Raymond Berry, end
1955	David Hawk, guard
1957	Tom Koenig, guard
1958	Tom Koenig, guard
1960	Jerry Mays, tackle
1962	Ray Schoenke, tackle
1966	Lynn Thornhill, guard John LaGrone, guard
1968	Jerry LeVias, end
1972	Cleve Whitener, linebacker
1981	Gordon McAdams, center
1983	Brian O'Meara, tackle
1984	Monte Goen, linebacker
1985	David Adamson, flanker
1986	David Adamson, flanker Doug Rice, tackle
1989	Mitchell Glieber, receiver (CoSIDA)
1991	Cary Brabham, defensive back (CFA)
1992	Cary Brabham, defensive back (CFA & CoSIDA) Jason Wolf, receiver (CFA)

## PLAYBOY ANSON MOUNT SCHOLAR/ATHLETE AWARD

2009 Mitch Enright, center

## COLLEGE FOOTBALL HALL OF FAME

Year Inducted	Honoree
1954	Ray Morrison, coach, 1915-16, 1922-34
1955	Matty Bell, coach, 1935-41, 1945-49
1959	Doak Walker, back, 1945, 1947-49
1964	Kyle Rote, back, 1948-50
1969	Gerald Mann, quarterback, 1926-27
1973	Bobby Wilson, halfback, 1933-35
1982	Don Meredith, quarterback, 1957-59
2003	Jerry LeVias, wide receiver, 1966-68
2003	Hayden Fry, coach, 1962-72

## PRO FOOTBALL HALL OF FAME

Year Inducted	Honoree
1972	Lamar Hunt
1973	Raymond Berry
1977	Forrest Gregg
1986	Doak Walker
1999	Eric Dickerson

## SBC COTTON BOWL HALL OF FAME

Year Inducted	Honoree
1998	Doak Walker, back, 1945, 1947-49*
2003	Kyle Rote, back, 1948-50
2016	Eric Dickerson, back, 1979-82

\* - Walker was in the initial class of seven inductees

## COLLEGE FOOTBALL HALL OF FAME SCHOLAR-ATHLETES


Year Inducted	Honoree
1960	Jerry Mays, tackle
1983	Brian O'Meara, tackle
1984	Monte Goen, linebacker
1985	David Adamson, flanker
1986	Doug Rice, tackle
1989	Mitchell Glieber, receiver

## GTE ACADEMIC ALL-AMERICA HALL OF FAME

Year Inducted	Honoree
1989	Lester Jordan (Honorary)
1993	Raymond Berry

## SPORTS ILLUSTRATED SILVER ANNIVERSARY ALL-AMERICA HONOREES

Year Inducted	Honoree
1956	Dr. Willis Tate, President, SMU
1960	Harry A. Shuford, Senior Vice President, First National Bank
1963	Dr. Charles C. Sprague, Dean, UT Southwestern Medical School



Don Meredith was inducted into the College Football Hall of Fame in 1982

# ALL-CONFERENCE SELECTIONS

## ALL-SOUTHWEST CONFERENCE FIRST TEAM

1922	Gene Bedford, end Logan Stollenwerck, back
1923	Buddy King, center Johnny Mac Brooks, guard Smack Reisor, back Jimmie Stewart, end Logan Stollenwerck, back
1924	Gene Bedford, end Buddy King, center Smack Reisor, back
1925	Ox Key, end
1926	Gerald Mann, back
1927	Redman Hume, back Gerald Mann, back John Roach, tackle
1928	Ross Love, back Choc Sanders, guard
1929	Marion Hammon, tackle Weldon Mason, back Choc Sanders, guard
1930	Louie Long, end
1931	Al Delcambre, center Marion Hammon, tackle Weldon Mason, back Al Neely, guard Willis Tate, tackle
1933	Bobby Wilson, back
1934	Harry Shuford, back J.C. Wetsel, guard
1935	Maurice Orr, tackle Harry Shuford, back Truman Spain, tackle J.C. Wetsel, guard Bobby Wilson, back
1936	Paschal Scottino, guard
1937	Charles Sprague, tackle
1938	Billy Dewell, end
1939	Jack Sanders, tackle
1940	Preston Johnson, back
1941	Preston Johnson, back
1942	Kelly Simpson, end
1945	Tom Dean, tackle Doak Walker, back Eugene Wilson, end
1946	Jim Sid Wright, guard
1947	Earl Cook, guard Sid Halliday, end John Hamberger, tackle Doak Walker, back
1948	Doak Walker, back
1949	Kyle Rote, back Doak Walker, back
1950	Kyle Rote, back Dick Hightower, center
1951	Bill Forester, tackle Herschel Forester, guard Dick Hightower, center
1952	Bill Forester, tackle/linebacker Jerry Norton, back Val Joe Walker, back

1954	Raymond Berry, end Frank Eidom, back Forrest Gregg, tackle
1955	Forrest Gregg, tackle
1956	Tommy Gentry, defensive end/guard
1957	Tom Koenig, guard
1958	Max Christian, center Tom Koenig, guard Don Meredith, quarterback
1959	Don Meredith, quarterback
1960	Jerry Mays, defensive tackle
1962	Ray Schoenke, offensive tackle
1963	Martin Cude, defensive lineman John Hughes, defensive lineman
1964	John LaGrone, defensive lineman
1965	Doug January, defensive end John LaGrone, defensive lineman Billy Bob Stewart, linebacker
1966	Jerry Griffin, linebacker John LaGrone, defensive lineman Jerry LeVias, wide receiver Ron Medlen, defensive tackle Billy Bob Stewart, linebacker Lynn Thornhill, guard Mac White, back
1967	Jerry LeVias, wide receiver
1968	Jerry LeVias, wide receiver Jim Livingston, defensive back Terry May, offensive tackle Mike Richardson, running back
1969	Pat Curry, cornerback Gary Hammond, flanker Chuck Hixson, quarterback
1970	Gary Hammond, running back Bill Jackson, offensive tackle Joe Stutts, linebacker
1971	Alvin Maxson, running back Robert Popelka, safety
1972	Kenny Harrison, split end Louie Kelcher, defensive tackle Alvin Maxson, running back Robert Popelka, safety
1973	Alvin Maxson, running back



ALVIN MAXSON





CHRIS BORDANO

1974	Louie Kelcher, defensive tackle Oscar Roan, tight end Henry Sheppard, offensive tackle Guy Thomas, guard
1975	Henry Sheppard, offensive tackle
1977	Putt Choate, linebacker Emanuel Tolbert, wide receiver
1978	Putt Choate, linebacker Mike Ford, quarterback Elton Garrett, tight end David Hill, cornerback D.K. Perry, safety Emanuel Tolbert, wide receiver
1980	Harvey Armstrong, defensive tackle Eddie Garcia, kicker Craig James, running back Lance Pederson, center John Simmons, cornerback Lee Spivey, offensive tackle
1981	Harvey Armstrong, defensive tackle Russell Carter, cornerback Eric Dickerson, running back Eric Ferguson, linebacker Perry Hartnett, guard Wes Hopkins, defensive back Craig James, running back Gordon McAdams, center Lance McIlhenny, quarterback James Mobely, safety Gary Moten, linebacker
1982	Joe Beard, guard Russell Carter, cornerback Eric Dickerson, running back Wes Hopkins, defensive back Craig James, running back Lance McIlhenny, quarterback Gary Moten, linebacker Blane Smith, safety
1983	Anthony Beverley, linebacker Ricky Bolden, tight end Andrew Campbell, offensive tackle Michael Carter, defensive tackle Russell Carter, cornerback Reggie Dupard, running back Chris Jackson, center Lance McIlhenny, quarterback Fred Nichols, safety Brian O'Meara, offensive tackle

1984	Jerry Ball, nose tackle Anthony Beverley, linebacker Andrew Campbell, guard Reggie Dupard, running back Dale Hellestrae, offensive tackle Chris Jackson, center Don King, quarterback
1985	Jerry Ball, nose tackle Reggie Dupard, running back
1986	Jerry Ball, nose tackle Ron Morris, wide receiver
1992	Chad Patton, defensive end
1993	John Stewart, kicker
1994	Chris Bordano, linebacker Mick Rossley, wide receiver
1995	Craig Swann, linebacker

**ALL-WESTERN ATHLETIC CONFERENCE**

1996	Chris Bordano, linebacker Jay Harvey, defensive back Craig Swann, linebacker Keith Chiles, offensive line Donte Womack, running back	First Team First Team First Team Second Team Second Team
1997	Chris Bordano, linebacker Luke Johnson, defensive line Kelsey Adams, running back Jacoby Rhinehart, defensive back Roy Rios, kicker	First Team First Team Second Team Second Team Second Team
1998	Rodnick Phillips, running back Jacoby Rhinehart, defensive back Jason Simonton, linebacker	First Team First Team First Team
1999	Luke Johnson, defensive end Jason Simonton, linebacker Tracy Hart, defensive back Chris Cunningham, special teams Austin Adami, offensive line	First Team First Team First Team First Team Second Team
2000	Kris Briggs, running back Chase Schavrda, defensive line Vic Viloría, linebacker Kevin Garrett, defensive back John Hampton, tight end Jeff Erxleben, offensive line James McCarthy, offensive line Kevin Aldridge, defensive line Warrie Birdwell, defensive line Colin Vadheim, punter	Second Team Second Team Second Team Second Team Honorable Mention Honorable Mention Honorable Mention Honorable Mention Honorable Mention Honorable Mention
2001	Kevin Aldridge, defensive line Vic Viloría, linebacker Jonas Rutledge, defensive back James McCarthy, offensive line Shane O'Neill, defensive back Joey Slaten, offensive line Kevin Garrett, defensive back ShanDerrick Charles, running back	First Team First Team First Team Honorable Mention Honorable Mention Honorable Mention Honorable Mention Honorable Mention
2002	Cody Cardwell, punt returner Vic Viloría, linebacker Keylon Kincade, running back John Hampton, tight end Steve Reindl, offensive line	First Team First Team Second Team Honorable Mention Honorable Mention
2003	Keylon Kincade, running back Allan Adami, defensive line	Second Team Second Team

**ALL-CONFERENCE USA**

2005	Justin Rogers, defensive line	Second Team
	Joe Sturdivant, defensive back	Second Team
	Bobby Chase, wide receiver	Third Team
	Jamey Harper, defensive back	Third Team
	Adrian Haywood, defensive line	Third Team
	Jesse Henderson, kick returner	Third Team
	Rolando Humphrey, defensive back	Third Team
2006	Adrian Haywood, defensive line	First Team
	Justin Rogers, defensive line	First Team
	Joe Sturdivant, defensive back	First Team
	Ben Poynter, offensive line	Second Team
	Reggie Carrington, linebacker	Second Team
	Cory Muse, defensive line	Second Team
	Jesse Henderson, kick returner	Second Team
	Ryan Kennedy, tight end	Third Team
	Thomas Morstead, punter	Third Team
	Emmanuel Sanders, wide receiver	Third Team
2007	Thomas Morstead, punter	First Team
	Jesse Henderson, kick returner	Honorable Mention
	Caleb Peveto, offensive line	Honorable Mention
	Emmanuel Sanders, wide receiver	Honorable Mention
	Zack Sledge, wide receiver	Honorable Mention
	Justin Willis, quarterback	Honorable Mention
2008	Emmanuel Sanders, wide receiver	Second Team
	Thomas Morstead, punter	Honorable Mention
	Aldrick Robinson, wide receiver	Honorable Mention
2009	Emmanuel Sanders, wide receiver	First Team
	Emmanuel Sanders, punt returner	First Team
	Chase Kennemer, linebacker	First Team
	Kelvin Beachum, offensive line	Second Team
	Shawnbrey McNeal, running back	Honorable Mention
	J.T. Brooks, offensive line	Honorable Mention
	Josh LeRibeus, offensive line	Honorable Mention
	Marquis Frazier, defensive line	Honorable Mention
	Margus Hunt, defensive line	Honorable Mention
	Taylor Thompson, defensive line	Honorable Mention
	Youri Yenga, linebacker	Honorable Mention
	Pete Fleps, linebacker	Honorable Mention
	Rock Dennis, defensive back	Honorable Mention
	Bryan McCann, defensive back	Honorable Mention
	Bryan McCann, kick returner	Honorable Mention
2010	Kelvin Beachum, offensive line	First Team
	Ja'Gared Davis, linebacker	First Team
	Zach Line, running back	First Team
	Aldrick Robinson, wide receiver	First Team
	Taylor Thompson, defensive line	First Team
	Chris Benjo, defensive back	Second Team
	Cole Beasley, wide receiver	Second Team
	Youri Yenga, linebacker	Second Team
	Richard Crawford, defensive back	Honorable Mention
	J.T. Brooks, offensive line	Honorable Mention
	Kyle Padron, quarterback	Honorable Mention
	Blake McJunkin, offensive line	Honorable Mention
	Margus Hunt, defensive line	Honorable Mention
	Pete Fleps, linebacker	Honorable Mention
	Taylor Reed, linebacker	Honorable Mention
2011	Zach Line, running back	First Team
	Kelvin Beachum, offensive line	First Team
	Cole Beasley, wide receiver	First Team
	Darius Johnson, wide receiver	First Team
	Taylor Thompson, defensive line	First Team
	Richard Crawford, defensive back	First Team
	Ja'Gared Davis, linebacker	Second Team
	Taylor Reed, linebacker	Second Team
	Marquis Frazier, defensive line	Second Team
	Bryce Tension, offensive line	Honorable Mention



KELVIN BEACHUM

	Kelly Turner, offensive line	Honorable Mention
	Margus Hunt, defensive line	Honorable Mention
	Torlan Pittman, defensive line	Honorable Mention
	Chris Banjo, defensive back	Honorable Mention
2012	Zach Line, running back	First Team
	Margus Hunt, defensive line	First Team
	Ja'Gared Davis, linebacker	First Team
	Bryan Collins, offensive line	Second Team
	Darius Johnson, wide receiver	Second Team
	Kenneth Acker, cornerback	Second Team
	Taylor Reed, linebacker	Second Team
	Jordan Free, offensive line	Honorable Mention
	Jeremy Johnson, wide receiver	Honorable Mention
	Torlan Pittman, defensive line	Honorable Mention
	Shakiel Randolph, defensive back	Honorable Mention

**ALL-AMERICAN ATHLETIC CONFERENCE**

2013	Jeremy Johnson, wide receiver	Second Team
	Kenneth Acker, cornerback	Second Team
2014	Deion Sanders, Jr., kick returner	First Team
2016	Justin Lawler, defensive line	First Team
	Darrion Millines, defensive back	First Team
	Horace Richardson, defensive back	First Team
	Courtland Sutton, wide receiver	First Team

**THREE-TIME FIRST TEAM ALL-CONFERENCE SELECTIONS**

Player, Position	Years
Doak Walker, back (four times)	1945, 1947-49
John LaGrone, guard	1964-66
Jerry LeVias, wide receiver	1966-68
Alvin Maxson, running back	1971-73
Craig James, running back	1980-82
Lance McIlhenny, quarterback	1981-83
Russell Carter, cornerback	1981-83
Reggie Dupard, running back	1983-85
Jerry Ball, nose tackle	1984-86
Chris Bordano, linebacker	1994, 1996-97
Zach Line, running back	2010-12

# ALL-STAR APPEARANCES

## ALL-AMERICA BOWL

1975 Guy Thomas, offensive guard

## BLUE-GRAY CLASSIC

1940 Preston Johnson, back  
Roland Goss, end

1944 Howard Maley, back  
Tom Dean, lineman  
Eugene Wilson, lineman

1949 John Champion, back

1950 Fred Benners, quarterback  
Ben White, end  
Herschel Forester, lineman

1955 Don Goss, lineman  
John Marshall, back  
Hal O'Brien, back

1956 Lon Slaughter, back

1963 Danny Thomas, back

1969 Joe Stutts, linebacker

1971 Rusty McDearman, end

1972 Leonard Carey, linebacker  
Don Deweber, tackle

1974 Louie Kelcher, middle guard  
Mike Smith, center

1975 Henry Sheppard, offensive tackle  
Wayne Morris, halfback

1978 Putt Choate, linebacker  
Joe Bays, offensive guard  
David Hill, cornerback  
Ron Meyer, coach

1981 Eddie Garcia, kicker

1986 Jerry Ball, defensive tackle  
Terence Mann, defensive tackle

1992 Cary Brabham, defensive back

1994 Mick Rossley, receiver  
Vernon Edwards, defensive tackle

1995 Cornell Parker, cornerback

1996 Brannon Kidd, right tackle  
Kevin Thornal, wide receiver

1998 Kelsey Adams, running back  
Greg Briner, assistant coach  
Mike Cavan, coach  
Donald Mitchell, cornerback  
Jeremy Morgan, offensive tackle

1999 Austin Adami, center

2003 Keylon Kincade, running back

## CHICAGO TRIBUNE COLLEGE ALL-STAR GAME

1934 Ray Fuqua, end

1935 Truman Spain, tackle  
Bobby Wilson, halfback

1940 Ray Mallouf, halfback

1943 Abe Croft, end

1947 Sid Halliday, end

1948 John Hamberger, tackle

1949 Doak Walker, back

1950 Kyle Rote, halfback

1951 Herschel Forester, linebacker

1952 Bill Forester, guard  
Val Joe Walker, halfback

1953 Jerry Clem, guard  
Jerry Norton, halfback

1954 Ed Bernet, end  
Frank Eidom, halfback

1955 Don Gross, tackle  
Forrest Gregg, tackle  
Don McIlhenny, halfback

1958 Dave Sherer, end

1959 Don Meredith, quarterback

1960 Glynn Gregory, halfback

1968 Jerry LeVias, wide receiver

## COACHES ALL-AMERICA GAME

1960 Glynn Gregory, back

1961 Max Christian, linebacker

1968 Jerry LeVias, wide receiver

1970 Chuck Hixson, quarterback

1971 Gary Hammond, quarterback

1974 Oscar Roan, tight end



Keylon Kincade spent three seasons with the Dallas Cowboys after a solid game at the Blue-Gray Classic



Mustang cornerback Jacoby Rhinehart was the South Defensive MVP in the 1999 Senior Bowl

**EAST-WEST SHRINE GAME**

1926	Gerald Mann, quarterback
1930	Louis Long, end
1931	Weldon Mason, back
1934	Clyde Carter, tackle Ray Fuqua, end
1936	Paschal Scottino, guard
1939	Jack Sanders, guard
1943	Abe Croft, end Preston Johnson, back
1945	Doak Walker, back
1946	Gene Wilson, end Jim Sid Wright, guard
1948	Jack Halliday, guard Dick McKissack, back
1950	Kyle Rote, back
1951	Dick Hightower, center
1952	Bill Forester, tackle Val Joe Walker, back
1953	Jerry Norton, back
1954	Raymond Berry, end Frank Eidom, back
1955	Forrest Gregg, tackle John Roach, quarterback
1956	Tom Gentry, end Smith Keller, guard
1957	Jerry Cornelison, tackle Willard Dewveall, end
1958	Charles Jackson, back Dave Sherer, end Lee Yokum, tackle

1959	Henry Christopher, end Glynn Gregory, back Robert Lovelace, guard Don Meredith, quarterback Jerry Mays, tackle
1960	Max Christian, center Guy Reese, guard
1961	Ray Schoenke, tackle
1970	Chuck Hixson, quarterback Ken Fleming, end Bill Hart, center
1971	Gary Hammond, back Sherwood Blount, linebacker Pat Curry, defensive back
1974	Louie Kelcher, middle guard Oscar Roan, tight end
1975	Henry Sheppard, offensive tackle Kenny Harrison, split end
1980	John Simmons, defensive back Lance Pederson, center
1981	James Mobley, defensive back
1983	Mitch Willis, defensive line
1984	Dale Hellestrae, offensive tackle Chris Jackson, center
1985	Mike Edison, center
1986	Ron Morris, flanker
1999	Rodnick Phillips, running back
2008	Thomas Morstead, punter
2009	Emmanuel Sanders, wide receiver
2010	Aldrick Robinson, wide receiver
2012	Josh LeRibeus, offensive line
2012	Zach Line, running back

**FLORIDA GRIDIRON CLASSIC**

2003	Jonas Rutledge, defensive back
------	--------------------------------



Jonas Rutledge represented SMU at the Florida Gridiron Classic and the Las Vegas All-American Classic after the 2003 season

**HULA BOWL**

1949	Doak Walker, back
1950	Kyle Rote, back
1955	Forrest Gregg, tackle
1958	Tom Koenig, guard
1959	Don Meredith, quarterback Henry Christopher, end
1960	Jerry Mays, tackle Glynn Gregory, back
1962	Ray Schoenke, tackle
1966	John LaGrone, guard
1970	Chuck Hixson, quarterback Ken Fleming, end
1971	Gary Hammond, back
1972	Robert Popelka, safety
1974	Oscar Roan, tight end Louie Kelcher, middle guard
1975	Kenny Harrison, split end
1977	Arthur Whittington, tailback
1978	D.K. Perry, safety
1981	Harvey Armstrong, defensive tackle Perry Hartnett, offensive tackle Ron Meyer, coach
1982	Eric Dickerson, tailback Wes Hopkins, safety
1983	Russell Carter, safety
1984	Andrew Campbell, center Tom Linebarger, defensive tackle
1985	Reggie Dupard, tailback
1996	Brannon Kidd, right tackle
2005	Ryan Mentzel, punter

**JAPAN BOWL**

1977	Arthur Whittington, tailback
1978	D.K. Perry, safety
1979	Emanuel Tolbert, wingback
1980	John Simmons, defensive back Byron Hunt, defensive end Cash Birdwell, trainer Ron Meyer, coach
1981	Harvey Armstrong, defensive tackle Cash Birdwell, trainer
1982	Eric Dickerson, tailback Richard Neely, offensive tackle Joe Beard, offensive guard Gary Moten, linebacker Cash Birdwell, trainer
1983	Mitch Willis, defensive tackle
1984	Dale Hellestrae, offensive tackle Tom Linebarger, defensive tackle Andrew Campbell, center Cash Birdwell, trainer
1985	Keith Brooks, safety Roy Dunn, offensive guard Cash Birdwell, trainer
1986	Craig Kennington, tackle Cash Birdwell, trainer

1987	Cash Birdwell, trainer
1988	Cash Birdwell, trainer
1989	Cash Birdwell, trainer
1990	Cash Birdwell, trainer Forrest Gregg, coach
1991	Cash Birdwell, trainer
1992	Cary Brabham, defensive back Cash Birdwell, trainer

**LAS VEGAS ALL-AMERICAN CLASSIC**

2003	Jonas Rutledge, defensive back
------	--------------------------------

**NFLPA COLLEGIATE BOWL**

2014	Stephon Sanders, linebacker
2016	Darrion Millines, defensive back

**OLYMPIA-GOLD GAME**

1981	Perry Hartnett, offensive tackle
------	----------------------------------

**SENIOR BOWL**

1949	Jack Halliday, guard Dick McKissack, back Doak Walker, back
1950	John Champion, back Kyle Rote, back
1951	Fred Benners, quarterback Dick Hightower, center
1952	Bill Forester, tackle
1954	Frank Eidom, back
1955	Don Goss, tackle Don McIlhenny, back
1956	Bill Livingstone, center
1967	Jim Hagle, back
1968	Jerry LeVias, end
1981	Eddie Garcia, kicker
1984	Forrest Gregg, Jr., center
1985	Rod Jones, cornerback
1986	Ron Morris, flanker Jerry Ball, defensive tackle
1992	Marcello Simmons, defensive back
1997	Chris Bordano, linebacker
1998	Jacoby Rhinehart, cornerback Donald Mitchell, cornerback
2002	Kevin Garrett, cornerback
2008	Thomas Morstead, punter
2012	Margus Hunt, defensive end

**TEXAS VS. THE NATION  
ALL-STAR GAME**

2006	Ryan Kennedy, tight end Justin Rogers, defensive end Joe Sturdivant, safety
2007	Ben Poynter, offensive line

*Note: Year indicates season in which player was chosen.*

## MUSTANGS IN THE PROS

SMU has had numerous players continue their careers in the professional leagues. Listed below are the former SMU players who have played in the National Football League, American Football League, Canadian Football League, NFL Europe, Arena League, U.S. Football League and World Football League prior to the 2017 season. The list includes only those who completed their college careers at SMU.

Kenneth Acker, DB - San Francisco 49ers, 2014-15; Kansas City, 2016

Kevin Aldridge, DE - Tennessee Titans, 2002-03; Barcelona Dragons, 2003; Dallas Desperados, 2004

Dwayne Anderson, LB - Tampa Bay Bandits, 1984; St. Louis Cardinals, 1987

Ron Anderson, CB - Denver Broncos, 1985; Chicago Bears 1985

Harvey Armstrong, DT - Philadelphia Eagles, 1982-84; Indianapolis Colts, 1986-90

Jerry Ball, DT - Detroit Lions, 1987-92; Cleveland Browns, 1993; Oakland Raiders, 1994-96; Minnesota Vikings, 1997-98

Chris Banjo, DB - Green Bay Packers, 2013-15; New Orleans Saints, 2016

Robert Barnes, OL - Chicago Blitz, 1983



COLE BEASLEY



KELVIN BEACHUM

Lloyd Baxter, C - Green Bay Packers, 1948

Kelvin Beachum, T - Pittsburgh Steelers, 2012-15; Jacksonville Jaguars, 2016

Cole Beasley, WR - Dallas Cowboys, 2012-16

Gene Bedford, E - Rochester Jeffersons, 1925

Fred Benners, QB - New York Giants, 1952

Ed Bernet, E - Pittsburgh Steelers, 1955; Dallas Texans, 1960

Raymond Berry, E - Baltimore Colts, 1955-67

Rory Best, TE - Shreveport Steamer (WFL), 1975

Rickey Bolden, T - Cleveland Browns, 1984-89  
Clarence Booth, T - Chicago Cardinals, 1943; Chicago-Pittsburgh, 1944

Chris Bordano, LB - New Orleans Saints, 1998-99; Dallas Cowboys 2000; Atlanta Falcons 2000

Cary Brabham, DB - Los Angeles Raiders, 1994; Carolina Panthers, 1995

Maurice Bray, T - Pittsburgh Pirates, 1935-36

Kris Briggs, RB - Green Bay Packers, 2003-2004; Cleveland Browns, 2004; Atlanta Falcons, 2004; Denver Broncos, 2004-05

T.D. Briggs, LB - New Orleans Saints, 1986

John Burluson, G - Pittsburgh Pirates, 1933; Cincinnati Reds, 1933; Portsmouth Spartans, 1933

Michael Carter, NT - San Francisco 49ers, 1985-92

Russell Carter, CB - New York Jets, 1984-87; Los Angeles Raiders, 1988-89

Putt Choate, LB - Denver Gold, 1983; San Antonio Gunslingers, 1984-85; Green Bay Packers, 1987

Johnny Clement, HB - Chicago Cardinals, 1941; Pittsburgh Steelers, 1946-48; Chicago Hornets, 1949

Bob Collier, T - Los Angeles Rams, 1951

Jerry Cornelison, OT - Saskatchewan Roughriders, 1958; Dallas Texans, 1960-62; Kansas City Chiefs, 1964-65

Chris Cortemeglia, HB - Frankford Yellowjackets, 1927

Richard Crawford, DB - Washington Redskins, 2012-14; San Diego Chargers, 2014-15

Abe Croft, E - Chicago Bears, 1944-45

Chris Cunningham, WR - Toronto Argonauts, 2004

Ja'Gared Davis, LB - Houston Texans, 2013; New England Patriots, 2013-14, Washington Redskins 2014, Kansas City Chiefs 2014-15; Calgary Stampeders (CFL), 2016

Tom Dean, T - Boston Yanks, 1946-47

Gabe De La Garza, LB - Ottawa Rough Riders, 1988

Bill Dewell, E - Chicago Cardinals, 1940-41, 1945-49

Willard Dewveall, E - Winnipeg Blue Bombers, 1958; Chicago Bears, 1959-60; Houston Oilers, 1961-64

Anthony Dickerson, LB - Calgary Stampeders, 1978; Toronto Argonauts, 1978; Dallas Cowboys, 1980-84; Buffalo Bills, 1985

Eric Dickerson, RB - Los Angeles Rams, 1983-87; Indianapolis Colts, 1987-91; Los Angeles Raiders, 1992; Atlanta Falcons, 1993

Cornelius Dozier, DE - Kansas City Chiefs, 1987; Ottawa Rough Riders, 1987

Brian Duncan, FB - Jacksonville Express (WFL), 1975; Cleveland Browns, 1976-77; Houston Oilers, 1978

Reggie Dupard, TB - New England Patriots, 1986-89; Washington Redskins, 1990

Joe Ethridge, T - Green Bay Packers, 1949

Jake Fawcett, T - Cleveland Rams, 1942, 1944; Brooklyn Dodgers, 1943; Los Angeles Rams, 1946

Bob Fisher, TE - Chicago Bears, 1980-81; Chicago Blitz, 1984-85

Mike Ford, QB - Tampa Bay Buccaneers, 1981; San Antonio Gunslingers, 1984

Bill Forester, LB - Green Bay Packers, 1953-63

Herschel Forester, G - Cleveland Browns, 1954-57

Ray Fuqua, E - Brooklyn Dodgers, 1935-36

George Gaiser, OT - Saskatchewan Roughriders, 1967; Denver Broncos, 1968

Eddie Garcia, K - Green Bay Packers, 1983-84

Kevin Garrett, CB - St. Louis Rams, 2003-05; Houston Texans, 2006

Garrett Gilbert, QB - St. Louis Rams, 2014; New England Patriots, 2014-15; Detroit Lions, 2015; Oakland Raiders, 2015-16

Don Goss, T - Cleveland Browns, 1956



**BEN GOTTSCHALK**



**CRAIG JAMES**

Ben Gottschalk, T - Kansas City Chiefs, 2014; Tampa Bay Buccaneers, 2015; San Francisco 49ers, 2015; Tampa Bay Buccaneers, 2016

Forrest Gregg, T - Green Bay Packers, 1956, 1958-70; Dallas Cowboys, 1971

Glynn Gregory, E/DB - Dallas Cowboys, 1961-62

Jerry Griffin, LB - Edmonton Eskimos, 1967-73; Saskatchewan Roughriders, 1973

Jack Halliday, T - Los Angeles Rams, 1951

John Hamberger, T - Philadelphia Eagles, 1948

Gary Hammond, HB/E - New York Jets, 1972-73; St. Louis Cardinals, 1974-76

Perry Hartnett, OL - Chicago Bears, 1982-83; Chicago Blitz, 1984-85; Green Bay Packers, 1987

Fred Harris, T - New York Americans, 1941

Kenny Harrison, WR - San Francisco 49ers, 1976-78

Dale Hellestrae, T - Buffalo Bills, 1985-88; Los Angeles Raiders, 1989; Dallas Cowboys, 1990-2001

Doug Hollie, DE - Pittsburgh Maulers, 1984; Oakland Invaders, 1985; Seattle Seahawks, 1987-88

Wes Hopkins, DB - Philadelphia Eagles, 1983-93

Byron Hunt, LB - New York Giants, 1981-88

Margus Hunt, DE - Cincinnati Bengals, 2013-16

Charlie Jackson, DB - Chicago Cardinals, 1958; Dallas Texans, 1960

Frank Jackson, HB/E - Dallas Texans, 1961-62; Kansas City Chiefs, 1963-65; Miami Dolphins, 1966-67

Craig James, RB - Washington Federals, 1983-84; New England Patriots, 1984-88

Freeman Johns, WR - Los Angeles Rams, 1976-77; Saskatchewan Roughriders, 1979-80

Albert Johnson, WR - Saskatchewan Roughriders, 1999; Miami Dolphins, 2001-02

Bill Johnson, G - Chicago Bears, 1947

Darius Johnson, WR - Atlanta Falcons, 2013

Ed Johnson, DE - Detroit Wheels (WFL), 1974

Gil Johnson, QB - New York Yankees, 1949

Preston Johnson, FB - Miami Seahawks, 1946; Buffalo Bisons, 1946

Rod Jones, CB - Tampa Bay Buccaneers, 1986-90; Cincinnati Bengals, 1991-93, 1995

Louie Kelcher, NT - San Diego Chargers, 1975-83; San Francisco 49ers, 1984

Keylon Kincade, RB - Dallas Cowboys, 2004-06

Don King, DB - Green Bay Packers, 1987

Pat Knight, LB - New York Giants, 1952, 1954-55

John LaGrone, DT - Edmonton Eskimos, 1967-74

Josh LeRibeus, C - Washington Redskins, 2012-15

Jerry LeVias, WR - Houston Oilers, 1969-70; San Diego Chargers, 1971-74



THOMAS MORSTEAD

Bill Line, DT - Chicago Bears, 1972; Honolulu Hawaiians (WFL), 1974; Chicago Wind (WFL), 1975; San Diego Wings (WFL), 1975

Zach Line, RB - Minnesota Vikings, 2013-16

Mike Livingston, QB - Kansas City Chiefs, 1968-79; Minnesota Vikings, 1980; Oakland Invaders, 1983

Louie Longe - Portsmouth Spartans, 1931

Howard Maley, HB/P - Boston Yanks, 1946-47

Ray Mallouf, QB - Chicago Cardinals, 1941, 1946-48; N.Y. Giants, 1949

Alvin Maxson, RB - New Orleans Saints, 1974-76; Pittsburgh Steelers, 1977-78; Tampa Bay Buccaneers, 1978; Houston Oilers, 1978; New York Giants, 1978

Jerry Mays, DE/DT - Dallas Texans, 1961-62; Kansas City Chiefs, 1963-70

Bryan McCann, DB - Dallas Cowboys, 2010; Oakland Raiders, 2011; Miami Dolphins, 2012; Arizona Cardinals, 2012-13

Clinton McClain, FB - New York Giants, 1941

Don McIlhenny, HB - Detroit Lions, 1956; Green Bay Packers, 1957-59; Dallas Cowboys, 1960; San Francisco 49ers, 1961

Dick McKissack, DB - Dallas Texans, 1962

Don Meredith, QB - Dallas Cowboys, 1960-68

Don Miller, DB - Green Bay Packers, 1954; Philadelphia Eagles, 1954

Donald Mitchell, CB - Tennessee Titans 1999-2002; Dallas Cowboys, 2003

Sterling Moore, DB/CB - Oakland Raiders, 2011; New England Patriots, 2011-12; Dallas Cowboys, 2012-14; Tampa Bay Buccaneers, 2015; New Orleans Saints, 2016

Ron Morris, WR - Chicago Bears, 1987-92

Wayne Morris, RB - St. Louis Cardinals, 1976-83; San Diego Chargers, 1984

Thomas Morstead, P - New Orleans Saints, 2009-16

Gary Moten, LB - San Francisco 49ers, 1983; Winnipeg Blue Bombers, 1985; Saskatchewan Roughriders, 1986; Toronto Argonauts, 1986-87; Kansas City Chiefs, 1987

Doyle Nix, DB - Green Bay Packers, 1956; Washington Redskins, 1958-59; Dallas Texans, 1960; Los Angeles Chargers, 1960

Alvin Nnabuiife, DB/LB - Green Bay Packers, 2006

Jerry Norton, DE/P - Philadelphia Eagles, 1954-58; Chicago Cardinals, 1959; St. Louis Cardinals, 1960-61; Dallas Cowboys, 1962; Green Bay Packers, 1963-64

Uzo Okeke, OL - Shreveport Pirates, 1994-95; Montreal Alouettes, 1996-99; Chicago Bears 2000

Paul Page, HB - Baltimore Colts, 1949

Howie Parker, HB - New York Yankees, 1948

Dennis Partee, K/P - San Diego Chargers 1968-75

Joe Pasqua, T - Cleveland Rams, 1942; Washington Redskins, 1943; Los Angeles Rams, 1946

Joe Phillips, NT - Minnesota Vikings, 1986; San Diego Chargers, 1987-91; Kansas City Chiefs, 1992-97; St. Louis Rams, 1998

Reggie Phillips, CB - Chicago Bears, 1985-87; Phoenix Cardinals, 1988

Rodnick Phillips, RB - Seattle Seahawks, 2000

Caroll Raborn, C - Pittsburgh Pirates, 1936-37

Keith Ranspot, E - Chicago Cardinals, 1940; Boston Bears, 1941; New York Americans, 1941; Detroit Lions, 1942; Green Bay Packers, 1942; Brooklyn Dodgers, 1943; Boston Yanks, 1944-45

Taylor Reed, LB - Dallas Cowboys, 2013; Winnipeg Blue Bombers, 2013; New England Patriots, 2013-14; Hamilton Tiger-Cats, 2014-15; Calgary Stampeders, 2016; Ottawa Redblacks, 2016

Guy Reese, DT - Dallas Cowboys, 1962-63; Baltimore Colts, 1964-65; Atlanta Falcons, 1966

Jacoby Rhinehart, CB - Arizona Cardinals, 1999-2003

Mike Richardson, RB - Houston Oilers, 1969-71; Winnipeg Blue Bombers, 1972; Houston Texans (WFL), 1974; Shreveport Steamer (WFL), 1974



ZACH LINE



John Roach, QB - Chicago Cardinals, 1956, 1959; St. Louis Cardinals, 1960; Green Bay Packers, 1961-63; Dallas Cowboys, 1964

Oscar Roan, TE - Cleveland Browns, 1975-78

Aldrick Robinson, WR - Washington Redskins, 2011-14; Baltimore Ravens, 2014-15; Atlanta Falcons, 2016

John Roderick, E - Miami Dolphins, 1966-67; Oakland Raiders, 1968

Justin Rogers, LB - Dallas Cowboys, 2007-08

Kyle Rote, E-HB - New York Giants, 1951-61

Ralph Ruthstrom, LB - Cleveland Rams, 1945; Los Angeles Rams, 1946; Washington Redskins, 1947; Baltimore Colts, 1949

Jonas Rutledge, CB - Tennessee Titans, 2004

Emmanuel Sanders, WR - Pittsburgh Steelers, 2010-13; Denver Broncos, 2014-16

Jack Sanders, G - Pittsburgh Steelers, 1940-42; Philadelphia Eagles, 1945

Ray Schoenke, G - Dallas Cowboys, 1963-64; Washington Redskins, 1966-75

Henry Sheppard, OT/G - Cleveland Browns, 1976-81

Dave Sherer, P - Baltimore Colts, 1959; Dallas Cowboys, 1960

John Simmons, CB - Cincinnati Bengals, 1981-83, 1985-86; Green Bay Packers, 1986; Indianapolis Colts, 1987

Marcello Simmons, CB - Cincinnati Bengals, 1993; Jacksonville Jaguars, 1995; Toronto Argonauts, 1995-99

Blane Smith, DB - Houston Gamblers, 1984; K.C. Chiefs, 1987

Lee Spivey, OT - San Antonio Gunslingers, 1984; Calgary Stampeders, 1987-88

David Stanley, LB - Winnipeg Blue Bombers, 1988

Matt Szymanski, P - Kansas City Chiefs, 2012

Jim Bob Taylor, QB - Baltimore Colts, 1983

Taylor Thompson, TE - Tennessee Titans, 2012-14

Ted Thompson, LB - Houston Oilers, 1975-84

Kevin Thornal, WR - Atlanta Falcons, 1997; Toronto Argonauts, 1999



ALDRICK ROBINSON

Emanuel Tolbert, WR - Saskatchewan Roughriders, 1980-82; Toronto Argonauts, 1983-84, 1989; Calgary Stampeders, 1985-88; British Columbia Lions, 1990

Bill Vaughn, FB - Buffalo Rangers, 1926

Doak Walker, HB - Detroit Lions, 1950-55

Val Joe Walker, DB - Green Bay Packers, 1953-56; San Francisco 49ers, 1957

Russ Washington, LB - Tampa Bay Bandits, 1983; Jacksonville Bulls, 1984-85

Jim Welch, DB - Baltimore Colts, 1960-67; Detroit Lions, 1968

Ricky Wesson, DB - Kansas City Chiefs, 1977; Winnipeg Blue Bombers, 1979-80

Arthur Whittington, RB - Oakland Raiders, 1978-82; Oakland Invaders, 1983

Mitch Willis, NT - Los Angeles Raiders, 1985-88; Atlanta Falcons, 1988; Dallas Cowboys, 1990

Bobby Wilson, HB - Brooklyn Dodgers, 1936

Gene Wilson, HB - Green Bay Packers, 1947-48

Jim Sid Wright, G - Boston Yanks, 1947



EMMANUEL SANDERS





# SMU NFL DRAFT HISTORY

Year	Round	Pick	Overall	Name	Team	Position	Year	Round	Pick	Overall	Name	Team	Position
2014	6	4	180	Kenneth Acker	San Francisco 49ers	CB	1958	2	5	18	Willard Dewveall	Chicago Bears	WR
	6	38	214	Garrett Gilbert	St. Louis Rams	QB		13	1	146	Charlie Jackson	Chicago Cardinals	B
2013	2	21	53	Margus Hunt	Cincinnati Bengals	DE		16	11	192	Jerry Cornelison	Cleveland Browns	T
2012	3	8	71	Josh LeRibeus	Washington Redskins	OL		26	2	303	Ray Masters	Chicago Cardinals	B
	5	10	145	Taylor Thompson	Tennessee Titans	DE/TE	1957	15	9	178	Bill Livingston	Chicago Cardinals	C
	6	7	213	Richard Crawford	Washington Redskins	BD		24	2	279	Charlie Leyendecker	Green Bay Packers	T
	7	41	248	Kelvin Beachum	Pittsburgh Steelers	OL	1956	2	7	20	Forrest Gregg	Green Bay Packers	T
2011	6	13	178	Aldrick Robinson	Washington Redskins	WR		3	2	27	Don McIlhenny	Detroit Lions	B
2010	3	18	82	Emmanuel Sanders	Pittsburgh Steelers	WR		3	6	31	John Roach	Chicago Cardinals	QB
2009	5	28	164	Thomas Morstead	New Orleans Saints	P		3	10	35	John Marshall	Los Angeles Rams	B
2007	6	6	180	Justin Rogers	New England Patriots	LB		21	7	248	Hal O'Brien	Green Bay Packers	B
2003	5	37	172	Kevin Garrett	St. Louis Rams	DB	1955	3	5	30	Ed Bernet	Pittsburgh Steelers	E
1999	4	22	117	Donald Mitchell	Tennessee Oilers	DB		3	8	33	Frank Eidom	Philadelphia Eagles	B
	6	21	190	Jacoby Rhinehart	Arizona Cardinals	DB		11	12	133	Eric Knebel	Cleveland Browns	T
1998	6	8	161	Chris Bordano	New Orleans Saints	LB		18	4	209	Doyle Nix	Green Bay Packers	B
1993	4	6	90	Marcello Simmons	Cincinnati Bengals	DB		18	9	214	Duane Nutt	Philadelphia Eagles	B
1987	2	26	54	Ron Morris	Chicago Bears	WR	1954	7	8	81	Jerry Norton	Philadelphia Eagles	B
	3	7	63	Jerry Ball	Detroit Lions	DT		7	11	84	Don Miller	Cleveland Browns	B
	11	14	293	Terence Mann	Miami Dolphins	DT		10	10	119	Don Goss	Cleveland Browns	G
1986	1	25	25	Rod Jones	Tampa Bay Buccaneers	DB		19	8	225	Jerry Clem	Philadelphia Eagles	G
	1	26	26	Reggie Dupard	New England Patriots	RB		20	3	232	Raymond Berry	Baltimore Colts	WR
	4	11	93	Joe Phillips	Minnesota Vikings	DT	1953	3	6	31	Bill Forester	Green Bay Packers	T
1985	2	21	49	Reggie Phillips	Chicago Bears	DB	1952	4	6	43	Dick Hightower	Washington Redskins	C
	4	28	112	Dale Hellestrae	Buffalo Bills	T		7	10	83	Val Joe Walker	New York Giants	B
	10	26	278	Ron Anderson	Denver Broncos	LB		8	11	96	Herschel Forester	Cleveland Browns	G
	11	13	293	Chris Jackson	Kansas City Chiefs	C		10	10	119	Pat Knight	New York Giants	E
1984	1	10	10	Russell Carter	New York Jets	DB		27	3	316	I.D. Russell	Green Bay Packers	B
	3	18	74	Doug Hollie	Detroit Lions	DE		27	6	319	Ben White	Washington Redskins	E
	4	12	96	Rickey Bolden	Cleveland Browns	TE	1951	1	1	1	Kyle Rote	New York Giants	B
	5	9	121	Michael Carter	San Francisco 49ers	DT		8	11	97	Fred Benners	New York Giants	B
	7	15	183	Mitch Willis	Los Angeles Raiders	DE		21	6	249	Neal Franklin	Philadelphia Eagles	T
1983	1	2	2	Eric Dickerson	St. Louis Rams	RB		23	12	279	Johnny Champion	Cleveland Browns	B
	2	7	35	Wes Hopkins	Philadelphia Eagles	DB		28	11	338	Hal Quinn	New York Giants	G
	7	7	175	Gary Moten	San Francisco 49ers	LB	1950	5	1	54	Jack Halliday	Baltimore Colts	G
	7	19	187	Craig James	New England Patriots	RB		5	11	64	Dick McKissack	Los Angeles Rams	B
1982	5	5	116	Perry Hartnett	Chicago Bears	T		18	11	233	Bobby Collier	Los Angeles Rams	T
	7	23	190	Harvey Armstrong	Philadelphia Eagles	DT		30	3	381	Ray Malouf	Green Bay Packers	B
	10	13	264	Eddie Garcia	Green Bay Packers	K	1949	1	3	3	Doak Walker	New York Yanks	RB
1981	3	8	64	John Simmons	Cincinnati Bengals	DB		1	4	4	Paul Page	New York Giants	B
	7	16	182	Lee Spivey	Detroit Lions	T		2	10	21	Dick McKissack	Chicago Cardinals	B
	9	3	224	Byron Hunt	New York Giants	LB		6	3	54	Joe Ethridge	Green Bay Packers	T
	9	7	228	Mike Ford	Tampa Bay Buccaneers	QB		14	5	136	Dave Moon	Pittsburgh Steelers	B
1980	7	18	183	Emanuel Tolbert	Chicago Bears	WR		18	3	174	Floyd Lewis	Green Bay Packers	G
	12	18	323	Robert Fisher	Chicago Bears	TE		19	2	183	Bobby Folsom	Green Bay Packers	E
1979	8	8	200	D.K. Perry	New York Giants	DB	1948	3	4	17	Earl Cook	Boston Yanks	G
1978	7	10	176	Arthur Whittington	Oakland Raiders	RB		11	8	93	Gil Johnson	Philadelphia Eagles	QB
1976	5	6	130	Henry Sheppard	Cleveland Browns	T		26	9	244	Bob Ramsey	Pittsburgh Steelers	B
	5	17	141	Wayne Morris	Arizona Cardinals	RB	1947	6	5	40	Gene Wilson	Green Bay Packers	E
	9	13	250	Ken Harrison	San Francisco 49ers	WR		13	5	110	John Hamberger	Philadelphia Eagles	T
	10	23	288	Freeman Johns	St. Louis Rams	WR		17	9	154	Frank Pullatie	New York Giants	B
1975	2	4	30	Louis Kelcher	San Diego Chargers	DT	1946	27	1	251	Jesse Herschbarger	Chicago Cardinals	E
	3	5	57	Oscar Roan	Cleveland Browns	TE	1945	2	4	15	Tom Dean	Boston Yanks	T
	14	2	340	Mike Smith	Baltimore Colts	C		3	6	22	Charley Allen	Chicago Bears	B
1974	8	19	201	Alvin Maxon	New Orleans Saints	RB		6	7	50	Wayne Shaw	Chicago Bears	B
	9	23	231	Edward Johnson	Cincinnati Bengals	DE		21	8	216	Sid Halliday	Washington Redskins	T
	12	23	309	Keith Bobo	Dallas Cowboys	QB		23	6	236	Gabby Martin	Washington Redskins	E
1973	14	21	359	Robert Popelka	Cleveland Browns	DB		24	11	252	Lloyd Baxter	Green Bay Packers	C
	17	15	431	Clayton Korver	Kansas City Chiefs	TE	1944	5	8	40	Abe Croft	Chicago Bears	E
1972	3	14	66	Gary Hammond	New York Jets	WR		13	2	122	Jim Wright	Brooklyn Dodgers	C
	12	15	301	Paul Bradley	Detroit Lions	WR		17	2	166	Howard (Red) Maley	Brooklyn Dodgers	B
1971	13	16	328	Chuck Hixon	Kansas City Chiefs	QB		32	1	325	Abel (Frito) Gonzales	Green Bay Packers	B
1969	2	14	40	Jerry Levias	Houston Oilers	WR	1943	9	4	74	Ray Rason	Brooklyn Dodgers	G
	7	15	171	Mike Richardson	Houston Oilers	RB		18	4	164	Clarence Booth	Chicago Cardinals	T
	11	14	274	Terry May	Houston Oilers	C		22	9	209	Orville Johnson	Chicago Bears	G
1968	2	21	48	Mike Livingston	Kansas City Chiefs	QB	1942	7	9	59	Preston Johnston	Green Bay Packers	B
	6	2	140	Jim Hagie	Atlanta Falcons	RB		20	9	189	Horace (Deacon) Young	Green Bay Packers	B
	11	18	291	Dennis Partee	San Diego Chargers	K	1941	4	3	28	John Clement	Chicago Cardinals	B
1967	6	21	154	Ron Medlen	Boston Patriots	DE		10	3	83	Ray Malouf	Chicago Cardinals	B
	7	22	181	George Gaiser	Buffalo Bills	T		18	3	163	Fred Harris	Chicago Cardinals	T
	8	15	200	Jerry Griffin	Chicago Bears	LB	1939	4	4	29	Bill Dewell	Philadelphia Eagles	E
	17	19	438	Billy Bob Stewart	New Orleans Saints	LB		11	9	99	Charley Sprague	Green Bay Packers	E
1966	4	14	62	John Roderick	Green Bay Packers	WR		17	10	160	Jack Sanders	New York Giants	T
1964	20	3	269	John Hughes	Dallas Cowboys	LB	1937	2	5	15	Bob Finley	Pittsburgh Steelers	B
1963	11	6	146	Ray Schoenke	Dallas Cowboys	C		7	7	67	John Sprague	Detroit Lions	E
1962	15	4	200	Gy Reese	Dallas Cowboys	T	1936	4	3	30	Truman Spain	Pittsburgh Steelers	T
1961	9	2	114	Glynn Gregory	Dallas Cowboys	B		5	1	37	Harry Shuford	Philadelphia Eagles	B
	11	1	141	Jerry Mays	Minnesota Vikings	T		5	4	40	Bob Wilson	Brooklyn Dodgers	B
	14	7	189	Bob Hunt	Baltimore Colts	T		6	3	48	Maurice Orr	Pittsburgh Steelers	T
1960	3	8	32	Don Meredith	Chicago Bears	QB		9	7	79	J.C. Wetsel	Green Bay Packers	G
	3	10	34	Jim Welch	Baltimore Colts	DB							
	13	1	145	James Jones	Los Angeles Rams	E							
1959	2	12	24	Dave Sherer	Baltimore Colts	E							
	9	2	98	Gary Ferguson	Chicago Cardinals	B							
	10	12	120	Don Stewart	Baltimore Colts	E							
	17	8	200	Dave Wilmon	Los Angeles Rams	T							
	19	2	218	Billy Dunn	Chicago Cardinals	B							
	29	11	347	Henry Christopher	New York Giants	E							

# MEDIA INFORMATION



The George & Sissy Reynolds Media Center is located on Level 5 of Gerald J. Ford Stadium

## COACH & PLAYER INTERVIEWS

All interviews must be arranged through the SMU Public Relations Office.

During the regular season, SMU coaches and select student-athletes will be available on Tuesdays at the weekly luncheon.

On gamedays, SMU Head Coach Chad Morris and select players will be available in the postgame interview room approximately 15 minutes after the game.

## CREDENTIALS

All requests for working press, photo and broadcast credentials should be received by the SMU Athletics Public Relations office no later than Wednesday of game week. Requests should be submitted via SportsSystems at:

[www.smumustangs.com/media](http://www.smumustangs.com/media)

The media will call window at Gerald J. Ford Stadium is located at the northwest corner of the stadium at the ticket office in the Paul B. Loyd, Jr. All-Sports Center. Credentials may also be picked up at the SMU Athletics P.R. Office in the Loyd Center the day before the game.

## PHOTO CREDENTIALS

Photo credentials will not be issued to freelance photographers unless on a specific assignment from an accredited organization. Credentials are not provided to "grips" due to on-field space limitations.

Anyone holding a field credential who is not actively involved in coverage of the game will be escorted from the field.

The photo deck at Gerald J. Ford Stadium is located on the roof of the press box. Take the press box elevator at Gate 2 to Level 5, proceed to the stairs at the south end of the press box and take them to the roof. There are covered areas from which to shoot in case of inclement weather. Photographers shooting from the photo deck must have Photo credentials.

## LIVE BLOGGING/TWITTER POLICY

SMU asks that members of the media utilizing such technology adhere to the following guidelines, similar to policies already in place:

NO live reports can be filed from the practice field.

NO detailed speculation as to the potential nature or severity of an injury or level of practice participation until Coach Morris has addressed it. Acknowledging that an injury occurred and providing general details (i.e. 'Right leg...' or 'Left wrist...') is permitted, but anything beyond that would be purely speculative and possibly inaccurate, likewise with levels of practice participation.

NO entries that violate the team's policy in regards to practice information (schemes, formations, etc.) or private team communication.

## PRACTICE REPORTING GUIDELINES

### PRACTICE INFORMATION

All media (news departments, etc.) must receive clearance from the public relations department before attending practice. No exceptions can be made.

Once granted admission to practice, SMU makes the following requirements of reporting across all media platforms (print, television, radio, online or other) mandatory. Failure to adhere to the following policies will result in the revocation of practice access.

NO reporting of specific plays (trick or other), personnel groupings or special/unusual formations. This includes the reporting of individual players as part of sub packages or special formations across offense, defense and special teams.

It is incumbent upon media to ask a member of the P.R. staff about any information that may be close to violating these policies BEFORE it is reported.

### PHOTOGRAPHY GUIDELINES

Videotaping opportunities are limited to the first 30 minutes of practice. Any photo/video transmissions are not permitted until after the designated shooting period has closed.

Wide-view photos/videos of formations and/or personnel groupings are not permitted (shots must be tightly focused on the player/ball).

### PRIVATE TEAM COMMUNICATION

SMU asks all media to refrain from reporting and/or recording/filming any team communication meant solely for the team.

This includes the post-practice team huddle, in which Coach Morris addresses his players. It also includes mid-practice and/or post-practice communication between any coach and his players.

In general, reporting that the conversation took place is acceptable, just not the details of those conversations. Details are not to be relayed to the public either directly (through first-hand hearing), or indirectly (through interviews, even if the subject answers the question).

If media has any question as to whether communication should be kept private, please contact the P.R. department before writing or airing such conversations.

### INJURY INFORMATION

All information concerning player injuries will be issued by Head Coach Chad Morris.

### BOUNDARIES

All practice guests, including members of the media, must remain within the boundaries established by the team.

# SMU

## ATHLETICS PUBLIC RELATIONS CONTACT INFORMATION



### BRAD SUTTON

Sr. Associate A.D./External Affairs

Office: 214-768-1651

Cell: 214-914-8705

Email: [bsutton@smu.edu](mailto:bsutton@smu.edu)



### HERMAN HUDSON

Director of Public Relations

Office: 214-768-1304

Cell: 214-924-0358

Email: [hermanh@smu.edu](mailto:hermanh@smu.edu)



### TRAVIS CHAMBLEE

Associate Director of Public Relations

Office: 214-768-3735

Email: [tchamblee@smu.edu](mailto:tchamblee@smu.edu)



### LINDSEY OLSEN

Asst. Director of Public Relations

Office: 214-768-4970

Email: [lmolsen@smu.edu](mailto:lmolsen@smu.edu)



### SPENCER STEWART

Public Relations Assistant

Office: 214-768-4723

Email: [sastewart@smu.edu](mailto:sastewart@smu.edu)



### WILL JONES

Public Relations Assistant

Office: 214-768-4849

Email: [williamj@smu.edu](mailto:williamj@smu.edu)



### SHANNON MALONE

Public Relations Assistant

Office: 214-768-1054

Email: [smalone@smu.edu](mailto:smalone@smu.edu)

## ADDITIONAL CONTACT INFORMATION

Mailing Address:

Box 315

Dallas, TX 75275-0315

Street Address For Overnighted Materials:

5800 Ownby Drive

Suite 305

Dallas, TX 75205

Media Relations Office: 214-768-2883

Ford Stadium Press Box: 214-768-7730

Football Office: 214-768-3667

Athletics Website: [SMUMustangs.com](http://SMUMustangs.com)



@SMUMustangs

@CoachChadMorris

@SMU\_Football



/SMUMustangs

/SMUFootball

## MEDIA PARKING

A limited number of parking passes are available to media members. Media parking is located in various lots on campus. Admittance to the parking areas is by parking pass only. A map on the back of the parking pass will direct you to the lot. Parking passes may only be mailed or picked up at the Public Relations office in advance and will not be available on gameday.

## MAIN PRESS BOX

The main press box at Gerald J. Ford Stadium is located on Level 5. Admittance is strictly limited to members of the working press. Two elevators to the press box are located on the west side of the stadium at Gate 2.

Priority seating will be determined according to the following criteria: local outlets covering SMU on a regular basis; outlets designated by the visiting SID; local radio and TV stations; national publications. All others are accommodated on a space-available basis.

## PRESS BOX SERVICES

Team and individual statistics, play-by-play and quotes for both teams are provided.

The SMU press box provides wireless Internet access. To access the network, select SMUGuest as your network, then open your Internet browser and follow the instructions listed. You will need to create an account the first time you use the network. That link is at the bottom of the webpage.

## POSTGAME PROCEDURES

The locker rooms are located in the Loyd All-Sports Center at the north end of Ford Stadium. After a cooling down period, SMU Head Coach Chad Morris and key Mustang players in the game will be available in the interview room. The SMU locker room is closed to the media.

## TELEPHONES

To order a phone line in the press box, contact:

Ronny Jepsen  
SMU IT Services  
214-768-3873  
rjepsen@smu.edu

Requests for individual phone lines must be made by noon on Wednesday of game week. SMU will provide five courtesy phone lines on Level 5 (press box) on a first-come, first-served basis for general use by the media.

## TELEVISION

SMU's live television appearances are governed by existing American Athletic Conference and NCAA policies. All telecasts must be approved by SMU's Director of Athletics. Spotters and statisticians are available for a fee, but the SMU Athletics Public Relations office must be notified at least 10 days in advance.

## SUPPLEMENTS

All SMU notes, releases, rosters and stats can be accessed at SMUMustangs.com. In addition, Brad Sutton e-mails press releases to members of the media. If you wish to be added to the list, please contact Brad at bsutton@smu.edu.

**collegepressbox.com**  
EVERYTHING BUT THE PRE-GAME MEAL

CollegePressbox.com is the official media website for Division I football. Access and download weekly game notes, quotes, statistics, media guides, headshots, logos and more for the conference and each of its member schools. Login information will be distributed to accredited media or you can apply for a password by sending an e-mail to password@collegepressbox.com.

## RADIO

Booths are provided for home and visiting radio networks on Level 5. Visiting radio stations should coordinate all logistics through SMU Sr. Associate A.D. Brad Sutton. SMU provides ISDN and POTS lines for visiting broadcasters on a reciprocal basis. There is also a dry-pair drop into the visiting locker room.



## MUSTANG RADIO NETWORK



**RICH PHILLIPS**  
Play-by-Play

17th Season  
Phone: 469-358-8297  
Email: rich.phillips.tx@gmail.com



**SCOTT GARNER**  
Analyst

Fifth Season  
Phone: 214-263-3251  
Email: sngarner@msn.com



**STEVE LANSDALE**  
Sideline

Fifth Season  
Phone: 214-417-6916  
Email: dc2dallas@earthlink.net



## THE AMERICAN COMMUNICATIONS STAFF

**BERNADETTE M. CAFARELLI**

Associate Commissioner for Communications

Email: bcafarelli@theamerican.org

**CHUCK SULLIVAN**

Assistant Commissioner for Communications

Email: csullivan@theamerican.org

**BILL POTTER**

Sr. Director of Communications and Digital Media

Email: bpotter@theamerican.org

**CHEVONNE MANSFIELD**

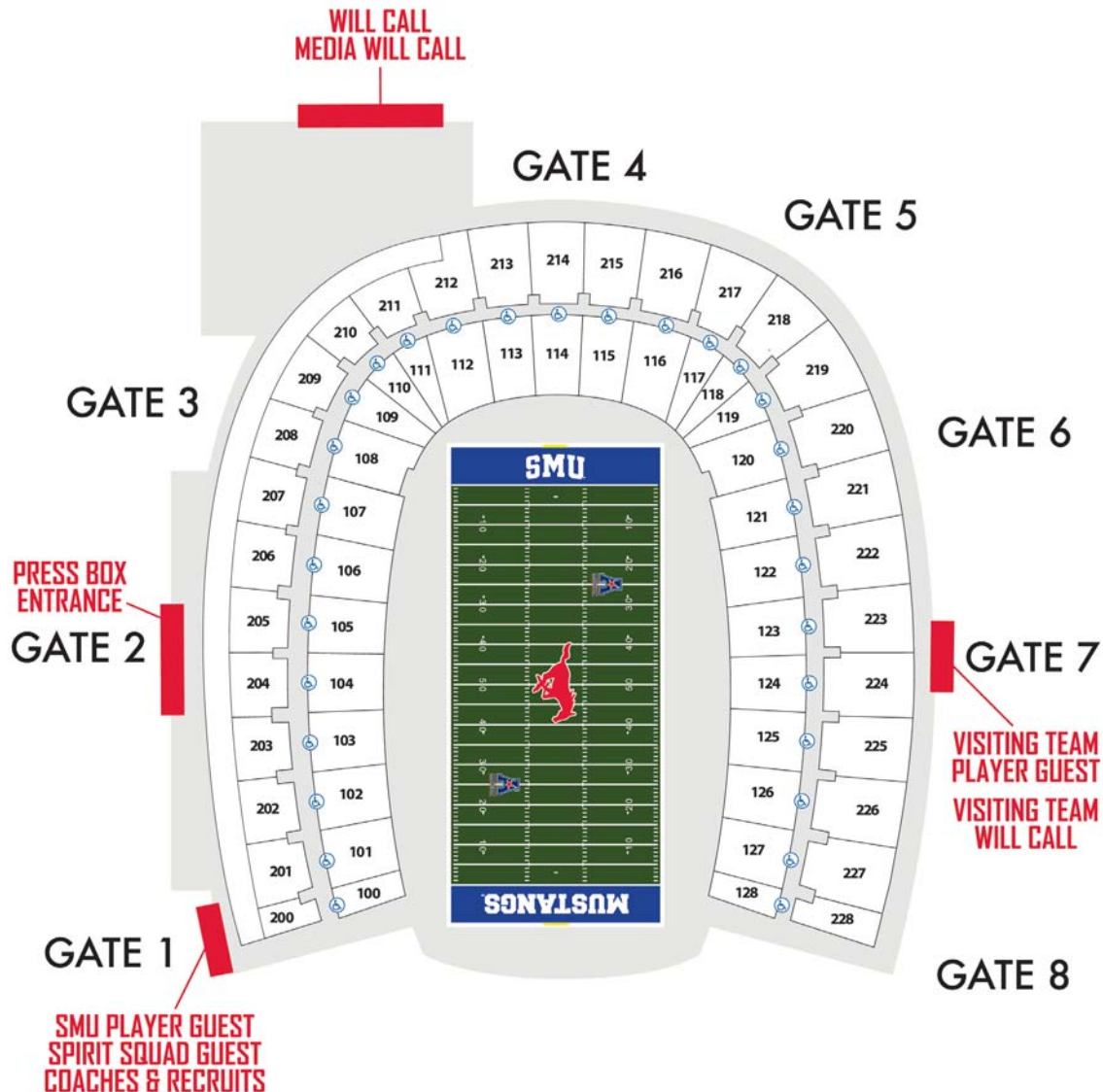
Director of Communications

Email: cmansfield@theamerican.org

15 Park Row West  
Providence, RI 02903  
401-244-3278  
theamerican.org



# FORD STADIUM INFORMATION



## DIRECTIONS TO FORD STADIUM

Address for GPS  
5800 Ownby Drive, Dallas, TX 75205

### From DFW Airport

- Take the south exit from the airport to State Hwy. 183 East.
- State Hwy. 183 turns into I-35E South.
- Take I-35E South down to I-30 East (left).
- Off of I-30 East take U.S. Hwy. 75 North and take the Mockingbird Lane exit.
- Head west (left) on Mockingbird Lane and turn right on Bishop Boulevard.

### From Dallas Love Field Airport

- Exit from the Airport to Mockingbird Lane.
- Go east on Mockingbird Lane and turn left on Bishop Boulevard.

### From I-35E (North of Dallas)

- Go south on I-35E to I-635 (LBJ Freeway).
- Go east on I-635 to U.S. Hwy. 75 South (right).
- Take the Mockingbird Lane exit.
- Head west (right) on Mockingbird Lane and turn right on Bishop Boulevard.

### From I-35E (South of Dallas)

- Go north on I-35E to I-30.
- Go east on I-30 to U.S. Hwy. 75 North (left).
- Take the Mockingbird Lane exit.
- Head west (left) on Mockingbird Lane and turn right on Bishop Boulevard.

### From U.S. Hwy. 75 (North of Dallas)

- Go south on U.S. Hwy. 75.
- Take the Mockingbird Lane exit.
- Head west (right) on Mockingbird Lane and turn right on Bishop Boulevard.

### From U.S. Hwy. 75/I-45 (South of Dallas)

- Go north on U.S. Hwy. 75.
- Take the Mockingbird Lane exit.
- Head west (left) on Mockingbird Lane and turn right on Bishop Boulevard.

### From I-30

- Go north on U.S. Hwy. 75.
- Take the Mockingbird Lane exit.
- Head west (left) on Mockingbird Lane and turn right on Bishop Boulevard.

### From I-20

- Go north on I-45. I-45 turns into U.S. Hwy. 75.
- Continue north on U.S. Hwy. 75.
- Take the Mockingbird Lane exit.
- Head west (left) on Mockingbird Lane and turn right on Bishop Boulevard.

# SMU ADMINISTRATION

## SMU SENIOR STAFF



**RICK HART**  
Director of Athletics



**KURT POTTKOTTER**  
Deputy Director of Athletics



**KYLE CONDER**  
Senior Associate A.D./Compliance



**BRAD SUTTON**  
Senior Associate A.D./External Affairs



**KRIS HARRIS**  
Associate A.D./Event Management & Facilities Operations



**SUSAN VOLLMERHAUSEN**  
Assistant A.D./Student Services



**MONIQUE HOLLAND**  
Executive Senior Associate A.D./Administration & SWA



**KEVIN WHITE**  
Senior Associate A.D./Chief Operating Officer



## SMU HEAD COACHES



**CATHY CASEY**  
Cross Country // Track & Field



**CHAD MORRIS**  
Football



**STEVE COLLINS**  
Women's Swimming



**CARL NEUFELD**  
Men's Tennis



**JASON ENLOE**  
Men's Golf



**CHRIS PETRUCELLI**  
Women's Soccer



**CAROL GWIN**  
Equestrian



**LISA SEIFERT**  
Volleyball



**KATI GYULAI**  
Women's Tennis



**DARIAN SCHMIDT**  
Diving



**KEVIN HUDSON**  
Men's Soccer



**EDDIE SINNOTT**  
Men's Swimming



**TIM JANKOVICH**  
Men's Basketball



**JEANNE SUTHERLAND**  
Women's Golf



**TRAVIS MAYS**  
Women's Basketball

**TBD**  
Rowing

## MUSTANGS

# IN THE PROS



Kenneth Acker (Kansas City Chiefs) | Chris Banjo (New Orleans Saints) | Kelvin Beachum (Jacksonville Jaguars)  
Cole Beasley (Dallas Cowboys) | Chauncey Briggs (Oakland Raiders) | Garrett Gilbert (Carolina Panthers)  
Ben Gottschalk (Tampa Bay Buccaneers) | Margus Hunt (Indianapolis Colts) | Josh LeRibeus (New Orleans Saints)  
Zach Line (Minnesota Vikings) | Sterling Moore (New Orleans Saints) | Thomas Morstead (New Orleans Saints)  
Shakiel Randolph (Washington Redskins) | Horace Richardson (Minnesota Vikings)  
Aldrick Robinson (San Francisco 49ers) | Emmanuel Sanders (Denver Broncos) | Zach Wood (Dallas Cowboys)



# 2017 SCHEDULE

SEPT 2 STEPHEN F. AUSTIN | SEPT 9 NORTH TEXAS | Sept 16 at TCU  
SEPT 23 ARKANSAS ST. (Family Weekend) | SEPT 30 CONNECTICUT\*  
Oct 7 at Houston\* | Oct 21 at Cincinnati\* | OCT 27 TULSA\*  
NOV 4 UCF\* (Homecoming) | Nov 11 at Navy\*  
Nov 18 at Memphis\* | NOV 25 TULANE\*

HOME | Away | \*Conference game



# MUSTANGS



#GETHERESMU SMUMUSTANGS.COM #PONYUP  
f smumustangs @smu.mustangs