



IT JUST MEANS MORE.™

**2017 FOOTBALL
MEDIA GUIDE**
SECSPORTS.COM



2017 SEC FOOTBALL SCHEDULE

(Tentative and Subject to Change)



Date Team	Sept. 2	Sept. 9	Sept. 16	Sept. 23	Sept. 30	Oct. 7	Oct. 14	Oct. 21	Oct. 28	Nov. 4	Nov. 11	Nov. 18	Nov. 25
ALABAMA	FLORIDA STATE Atlanta	FRESNO STATE Tuscaloosa	COLORADO STATE Tuscaloosa	VANDERBILT Nashville	OLE MISS Tuscaloosa	TEXAS A&M College Station	ARKANSAS Tuscaloosa	TENNESSEE Tuscaloosa		LSU Tuscaloosa	MISSISSIPPI STATE Starkville	MERCER Tuscaloosa	AUBURN Auburn
ARKANSAS	FLORIDA A&M Little Rock (Aug. 31)	TCU Fayetteville		TEXAS A&M Arlington	NEW MEXICO STATE Fayetteville	SOUTH CAROLINA Columbia	ALABAMA Tuscaloosa	AUBURN Fayetteville	OLE MISS Oxford	COASTAL CAROLINA Fayetteville	LSU Baton Rouge	MISSISSIPPI STATE Fayetteville	MISSOURI Fayetteville (Nov. 24)
AUBURN	GEORGIA SOUTHERN Auburn	CLEMSON Clemson	MERCER Auburn	MISSOURI Columbia	MISSISSIPPI STATE Auburn	OLE MISS Auburn	LSU Baton Rouge	ARKANSAS Fayetteville		TEXAS A&M College Station	GEORGIA Auburn	ULM Auburn	ALABAMA Auburn
FLORIDA	MICHIGAN Arlington	NORTHERN COLORADO Gainesville	TENNESSEE Gainesville	KENTUCKY Lexington	VANDERBILT Gainesville	LSU Gainesville	TEXAS A&M Gainesville		GEORGIA Jacksonville	MISSOURI Columbia	SOUTH CAROLINA Columbia	UAB Gainesville	FLORIDA STATE Gainesville
GEORGIA	APPALACHIAN STATE Athens	NOTRE DAME South Bend	SAMFORD Athens	MISSISSIPPI STATE Athens	TENNESSEE Knoxville	VANDERBILT Nashville	MISSOURI Athens		FLORIDA Jacksonville	SOUTH CAROLINA Athens	AUBURN Auburn	KENTUCKY Athens	GEORGIA TECH Atlanta
KENTUCKY	SOUTHERN MISS Hattiesburg	EASTERN KENTUCKY Lexington	SOUTH CAROLINA Columbia	FLORIDA Lexington	EASTERN MICHIGAN Lexington	MISSOURI Lexington		MISSISSIPPI STATE Starkville	TENNESSEE Lexington	OLE MISS Lexington	VANDERBILT Nashville	GEORGIA Athens	LOUISVILLE Lexington
LSU	BYU Houston	CHATTANOOGA Baton Rouge	MISSISSIPPI STATE Starkville	SYRACUSE Baton Rouge	TROY Baton Rouge	FLORIDA Gainesville	AUBURN Baton Rouge	OLE MISS Oxford		ALABAMA Tuscaloosa	ARKANSAS Baton Rouge	TENNESSEE Knoxville	TEXAS A&M Baton Rouge
OLE MISS	SOUTH ALABAMA Oxford	UT MARTIN Oxford	CALIFORNIA Berkeley	ALABAMA Tuscaloosa	ALABAMA Tuscaloosa	AUBURN Auburn	VANDERBILT Oxford	LSU Oxford	ARKANSAS Oxford	KENTUCKY Lexington	LOUISIANA-LAFAYETTE Oxford	TEXAS A&M Oxford	MISSISSIPPI STATE Starkville (Nov. 23)
MISSISSIPPI STATE	CHARLESTON SOUTHERN Starkville	LOUISIANA TECH Ruston	LSU Starkville	GEORGIA Athens	AUBURN Auburn		BYU Starkville	KENTUCKY Starkville	TEXAS A&M College Station	UMASS Starkville	ALABAMA Starkville	ARKANSAS Fayetteville	OLE MISS Starkville (Nov. 23)
MISSOURI	MISSOURI STATE Columbia	SOUTH CAROLINA Columbia, Mo.	PURDUE Columbia	AUBURN Columbia	ALABAMA Tuscaloosa	KENTUCKY Lexington	GEORGIA Athens	IDAHO Columbia	UCONN East Hartford	FLORIDA Columbia	TENNESSEE Columbia	VANDERBILT Nashville	ARKANSAS Fayetteville (Nov. 24)
SOUTH CAROLINA	NC STATE Charlotte	MISSOURI Columbia, Mo.	KENTUCKY Columbia	LOUISIANA TECH Columbia	TEXAS A&M College Station	ARKANSAS Columbia	TENNESSEE Knoxville		VANDERBILT Columbia	GEORGIA Athens	FLORIDA Columbia	WOFFORD Columbia	CLEMSON Columbia
TENNESSEE	GEORGIA TECH Atlanta (Sept. 4)	INDIANA STATE Knoxville	FLORIDA Gainesville	UMASS Knoxville	GEORGIA Knoxville		SOUTH CAROLINA Knoxville	ALABAMA Tuscaloosa	KENTUCKY Lexington	SOUTHERN MISS Knoxville	MISSOURI Columbia	LSU Knoxville	VANDERBILT Knoxville
TEXAS A&M	UCLA Pasadena (Sept. 3)	NICHOLS College Station	LOUISIANA-LAFAYETTE College Station	ARKANSAS Arlington	SOUTH CAROLINA College Station	ALABAMA College Station	FLORIDA Gainesville		MISSISSIPPI STATE College Station	AUBURN College Station	NEW MEXICO College Station	OLE MISS Oxford	LSU Baton Rouge
VANDERBILT	MIDDLE TENNESSEE Murfreesboro	ALABAMA A&M Nashville	KANSAS STATE Nashville	ALABAMA Nashville	FLORIDA Gainesville	GEORGIA Nashville	OLE MISS Oxford		SOUTH CAROLINA Columbia	WESTERN KENTUCKY Nashville	KENTUCKY Nashville	MISSOURI Nashville	TENNESSEE Knoxville

2017 SEC CHAMPIONSHIP GAME • DECEMBER 2 • MERCEDES-BENZ STADIUM • ATLANTA, GA.

SOUTHEASTERN CONFERENCE

SEC Highlights.....	2-18
SEC All-Time National Champions.....	19
Commissioner Greg Sankey.....	20-22
SEC Staff.....	23
SEC Academic Initiative.....	24
SEC Headquarters.....	25
SEC Milestones.....	26-28
Primary SEC Football Contacts.....	29
SEC Official Sponsor/Licensing Program.....	30
Media Services.....	31
Instant Replay.....	32-33

SEC NETWORK

SEC Network.....	34-35
------------------	-------

SEC CHAMPIONSHIP GAME

2017 SEC Championship Game.....	36
2016 SEC Championship Game.....	37-38
SEC Championship Game History.....	38-46
SEC Championship Game Records.....	47-50

BOWLS

SEC Bowl Agreements.....	51
SEC Bowl Success.....	52-53
SEC Bowl Selection Process.....	54
SEC Bowl Selection Schedule.....	55
College Football Playoff.....	56-57

ALABAMA

Coach Nick Saban/2017 Schedule.....	58
Quick Facts/Stadium.....	59
2016 Statistical Leaders/2016 Results/ Team Information.....	60
All-Star Candidates.....	61
Alphabetical Roster.....	62
Year-by-Year Record/Bowls.....	63

ARKANSAS

Coach Bret Bielema /2017 Schedule.....	64
Quick Facts/Stadium.....	65
2016 Statistical Leaders/2016 Results/ Team Information.....	66
All-Star Candidates.....	67
Alphabetical Roster.....	68
Year-By-Year Record.....	69

AUBURN

Coach Gus Malzahn /2017 Schedule.....	70
Quick Facts/Stadium.....	71
2016 Statistical Leaders/2016 Results/ Team Information.....	72
All-Star Candidates.....	73
Alphabetical Roster.....	74
Year-By-Year Record.....	75

FLORIDA

Coach Jim McElwain /2017 Schedule.....	76
Quick Facts/Stadium.....	77
2016 Statistical Leaders/2016 Results/ Team Information.....	78
All-Star Candidates.....	79
Alphabetical Roster.....	80
Year-By-Year Record.....	81

GEORGIA

Coach Kirby Smart /2017 Schedule.....	82
Quick Facts/Stadium.....	83
2016 Statistical Leaders/2016 Results/ Team Information.....	84
All-Star Candidates.....	85
Alphabetical Roster.....	86
Year-By-Year Record.....	87

KENTUCKY

Coach Mark Stoops/2017 Schedule.....	88
Quick Facts/Stadium.....	89
2016 Statistical Leaders/2016 Results/ Team Information.....	90
All-Star Candidates.....	91
Alphabetical Roster.....	92
Year-By-Year Record.....	93

LSU

Coach Ed Orgeron/2017 Schedule.....	94
Quick Facts/Stadium.....	95
2016 Statistical Leaders/2016 Results/ Team Information.....	96
All-Star Candidates.....	97
Alphabetical Roster.....	98
Year-By-Year Record.....	99

OLE MISS

Coach Hugh Freeze/2017 Schedule.....	100
Quick Facts/Stadium.....	101
2016 Statistical Leaders/2016 Results/ Team Information.....	102
All-Star Candidates.....	103
Alphabetical Roster.....	104
Year-By-Year Record.....	105

MISSISSIPPI STATE

Coach Dan Mullen/2017 Schedule.....	106
Quick Facts/Stadium.....	107
2016 Statistical Leaders/2016 Results/ Team Information.....	108
All-Star Candidates.....	109
Alphabetical Roster.....	110
Year-By-Year Record.....	111

MISSOURI

Coach Barry Odom/2017 Schedule.....	112
Quick Facts/Stadium.....	113
2016 Statistical Leaders/2016 Results/ Team Information.....	114
All-Star Candidates.....	115
Alphabetical Roster.....	116
Year-By-Year Record.....	117

SOUTH CAROLINA

Coach Will Muschamp/2017 Schedule.....	118
Quick Facts/Stadium.....	119
2016 Statistical Leaders/2016 Results/ Team Information.....	120
All-Star Candidates.....	121
Alphabetical Roster.....	122
Year-By-Year Record.....	123

TENNESSEE

Coach Butch Jones/2017 Schedule.....	124
Quick Facts/Stadium.....	125
2016 Statistical Leaders/2016 Results/ Team Information.....	126
All-Star Candidates.....	127
Alphabetical Roster.....	128
Year-By-Year Record.....	129

TEXAS A&M

Coach Kevin Sumlin/2017 Schedule.....	130
Quick Facts/Stadium.....	131
2016 Statistical Leaders/2016 Results/ Team Information.....	132
All-Star Candidates.....	133
Alphabetical Roster.....	134
Year-By-Year Record.....	135

VANDERBILT

Coach Derek Mason/2017 Schedule.....	136
Quick Facts/Stadium.....	137
2016 Statistical Leaders/2016 Results/ Team Information.....	138
All-Star Candidates.....	139
Alphabetical Roster.....	140
Year-By-Year Record.....	141

2016 IN REVIEW

Standings/Recap.....	142
Team & Individual Statistics.....	143-148

THROUGH THE YEARS

National/Undefeated Teams/All-Time Standings/Streaks/Consecutive Wins.....	149
Record vs. Other Conferences/ Non-Conference Record.....	150-152
All-Time Champions.....	153
Year-By-Year Standings.....	154-162
National Statistical Champions.....	163-164
Year-By-Year Statistical Leaders.....	164-171
SEC in National Attendance Leaders.....	172-174
Conference Attendance Leaders.....	175-177

RECORD BOOK

Individual Records.....	178-197
Team Records.....	198-207
Overtime Records.....	208-209
3,000-Yard Club.....	210
Longest Plays.....	211-212

HONORS

SEC in the NFL Draft.....	213-214
Hall of Fame Members.....	215
SEC National Award Winners.....	216
SEC All-Americans.....	217-222
Academic Honor Roll.....	223-224
Academic All-America.....	225-226
AFCA Honors.....	227
Individual SEC Awards.....	228-229
Coaches All-SEC Teams.....	230-235
All-Freshman Teams.....	236-239
All-Time SEC Players of the Week.....	239-251

COACHES

All-Time Coaching Records.....	252-254
Coach of the Year.....	255
Winningest SEC Coaches.....	256-257

BOWLS & POLLS

Year-by-Year in Bowl Games.....	258-260
Bowl Games of SEC Members.....	261-263
SEC Bowl Records.....	264-266
All-Time AP Poll.....	267-268
SEC Teams Ranked No. 1.....	269-270
UPI Ranking.....	270-271
USA Today Coaches Rankings.....	272

CREDITS

Editor

Ben Beaty
SEC Secondary Football Contact

Special Assistance

Chuck Dunlap

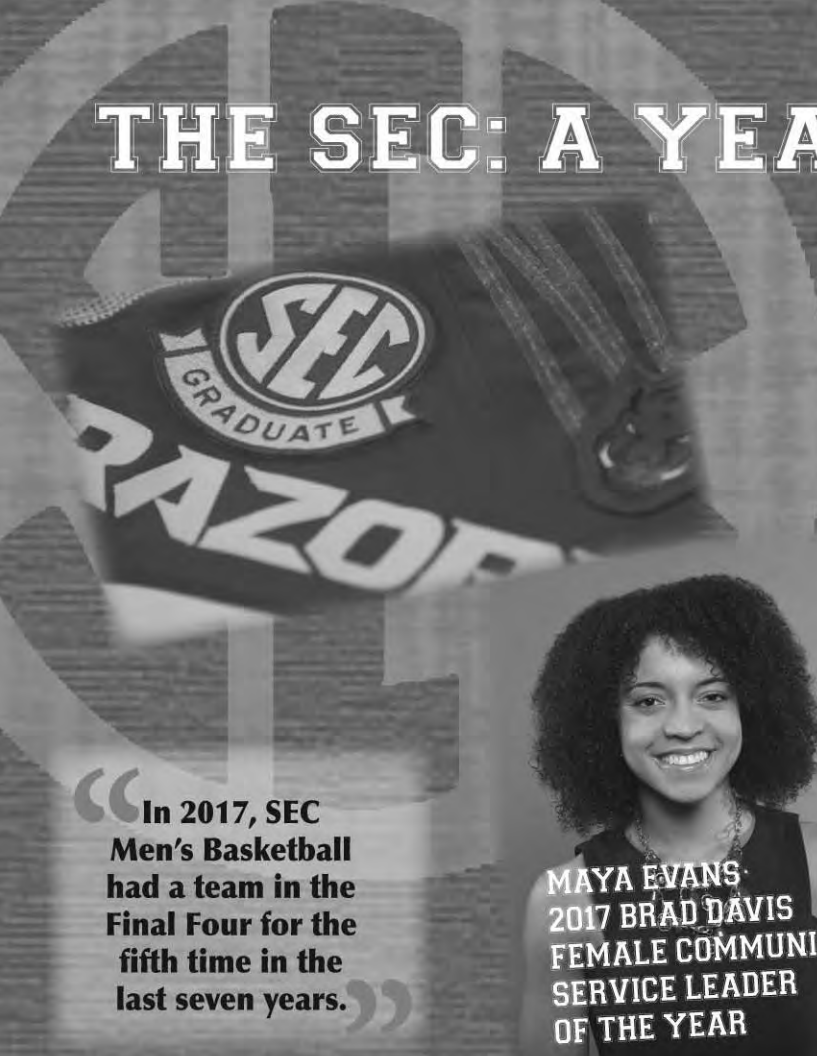
Printing

Walker 360 Publishing, Montgomery, Ala.

Layout and Cover Design

Walker 360; BC Romano, SEC

THE SEC: A YEAR IN REVIEW



“In 2017, SEC Men’s Basketball had a team in the Final Four for the fifth time in the last seven years.”

MAYA EVANS
2017 BRAD DAVIS
FEMALE COMMUNITY
SERVICE LEADER
OF THE YEAR



FLORIDA



OLE MISS

“The SEC is the only conference in college football history to send at least 10 teams to bowl games in four consecutive seasons (2013-2016).”



NCAA WOMEN'S
TENNIS, FLORIDA

2016-17 SEC CHAMPIONS

MEN'S CROSS COUNTRY
ARKANSAS

WOMEN'S CROSS COUNTRY
ARKANSAS

SOCCER
FLORIDA

VOLLEYBALL
FLORIDA (CO-CHAMPIONS)
MISSOURI (CO-CHAMPIONS)

FOOTBALL
ALABAMA

MEN'S SWIMMING & DIVING
FLORIDA

WOMEN'S SWIMMING & DIVING
TEXAS A&M

MEN'S INDOOR TRACK & FIELD
ARKANSAS

WOMEN'S INDOOR TRACK & FIELD
ARKANSAS

MEN'S BASKETBALL
KENTUCKY

WOMEN'S BASKETBALL
SOUTH CAROLINA

GYMNASTICS
LSU

EQUESTRIAN
GEORGIA

MEN'S TENNIS
TEXAS A&M (CO-CHAMPIONS)
GEORGIA (CO-CHAMPIONS)

WOMEN'S TENNIS
VANDERBILT

MEN'S GOLF
VANDERBILT

WOMEN'S GOLF
FLORIDA

MEN'S OUTDOOR TRACK & FIELD
TEXAS A&M

WOMEN'S OUTDOOR TRACK & FIELD
ARKANSAS

SOFTBALL
FLORIDA

BASEBALL
FLORIDA (CO-CHAMPIONS)
LSU (CO-CHAMPIONS)

2016-17 NATIONAL CHAMPIONS

MEN'S INDOOR TRACK & FIELD
TEXAS A&M

WOMEN'S BASKETBALL
SOUTH CAROLINA

EQUESTRIAN
TEXAS A&M

WOMEN'S TENNIS
FLORIDA

MEN'S OUTDOOR TRACK & FIELD
FLORIDA

BASEBALL
FLORIDA

2017 FOOTBALL

“2017 marked the 48th consecutive year that the SEC has had a least one team in the top 10 of the NCAA Men's Swimming & Diving Championships. The SEC has placed a total of 132 teams in the top 10 at the NCAA Championships since 1969, including 11 first-place finishes.”



“Florida (15), Missouri (16) and Kentucky (23) Volleyball finished in the top 25 of the final 2016 AVCA Coaches Poll. The SEC has had at least two teams in the final AVCA Top 25 poll each year since 2008.”



“SEC Soccer has had at least six teams advance to postseason play in nine of the last 10 years.”

THE SEC GRADUATE PATCH WAS DISPLAYED ON THE UNIFORMS OF MORE THAN 350 SEC STUDENT-ATHLETES DURING THE 2016-17 ACADEMIC YEAR.



SEC GRADUATE PATCH

This year marked the introduction of the SEC Graduate Patch, a logo placed on the uniforms of SEC student-athletes in every sport who have earned their undergraduate degree and have remaining athletic eligibility.

Perhaps no other mark in college athletics represents so much. It is common for conferences to place logos on the uniforms of student-athletes to represent their schools' league affiliation. In the SEC, a celebratory banner appears beneath the Conference mark when a student-athlete graduates, making the SEC Graduate Patch a unique representation of the ultimate achievement of the college experience.

In addition, the SEC Graduate Patch represents a common bond that connects the academic achievement of one SEC student-athlete with that of another SEC student-athlete, regardless of school affiliation and even in the heat of competition.

SEC student-athletes wear the SEC Graduate Patch with pride, and we share their sense of achievement as we are reminded during athletic competition of their signature academic accomplishment.

SEC STUDENT-ATHLETES CONDUCTED IN EXCESS OF
60,000
 HOURS OF COMBINED COMMUNITY SERVICE WORK DURING THE 2016-17 ACADEMIC YEAR

“The SEC led the nation in women's basketball attendance for the third consecutive season. A total of 966,639 fans passed through turnstiles during home games and conference tournament action.”

2017 SOFTBALL



“ Since 1999, an SEC school has finished either first or second at the NCAA Women’s Swimming & Diving Championships in 18 of the last 19 championships. ”

2017 BRAD DAVIS COMMUNITY SERVICE POST GRADUATE SCHOLARSHIP AWARD WINNERS:

MALE WINNERS: **FEMALE WINNERS:**

- | | |
|---|---|
| CARLO REZZONICO
ALABAMA
SWIMMING & DIVING | SYDNEY LITTLEJOHN
ALABAMA
SOFTBALL |
| ALEC TAHY
ARKANSAS
GOLF | BREANA JONES
ARKANSAS
VOLLEYBALL |
| SAM GILLIKIN
AUBURN
BASEBALL | STEPHANIE CAMPBELL
AUBURN
VOLLEYBALL |
| MAXX LIPMAN
FLORIDA
TENNIS | BRIDGETTE CAQUATTO
FLORIDA
GYMNASTICS |
| JAMES HICKS
GEORGIA
CROSS COUNTRY | MORGAN GREEN
GEORGIA
CROSS COUNTRY |
| STORM WILSON
KENTUCKY
BASEBALL | ALEX CARTER
KENTUCKY
SOCCER |
| LEMAR BRUTON
LSU
TRACK & FIELD | NATALIYAH FRIAR
LSU
TRACK & FIELD |
| JOHN YOUNGBLOOD
OLE MISS
FOOTBALL | ALISON WEISZ
OLE MISS
RIFLE |
| BRANDON HOLLOWAY
MISSISSIPPI STATE
FOOTBALL | BREANNA RICHARDSON
MISSISSIPPI STATE
BASKETBALL |
| BROCK BONDURANT
MISSOURI
FOOTBALL | BAILEY HESSION
MISSOURI
TRACK & FIELD |
| IVE BURNETT
SOUTH CAROLINA
SOCCER | MAYA EVANS
SOUTH CAROLINA
TRACK & FIELD |
| ERIC FREEMAN
TENNESSEE
BASEBALL | EMILY MORROW
TENNESSEE
SOCCER |
| JJ. GUSTAFSON
TEXAS A&M
FOOTBALL | SARAH SHAW
TEXAS A&M
SOCCER |
| NIGEL BOWDEN
VANDERBILT
FOOTBALL | SASHA GRAY
VANDERBILT
SOCCER |

TENNESSEE



“ 2017 was the 10th straight year (and 29th out of 30th) at least one SEC women’s tennis team has advanced to the semifinals. Since 1987, an SEC team has advanced to the semifinals every year except 2007. ”



NCAA MEN’S INDOOR TRACK & FIELD, TEXAS A&M



IT JUST MEANS MORE

This past year the SEC launched a new marketing campaign to tell the story of the Southeastern Conference. It's a common theme that the SEC is well known for athletic success, but there is so much more to the story of our conference. Through our work with The Richards Group, a nationally-renowned marketing agency, we set out to show the other side of the SEC – one of history, legacy and an overall positive impact on our people, our communities, our state and our nation.

We sought to create television commercials for the SEC that were different than any conference had ever produced. The unique aspect of these spots are the back-stories that capture of heart of the athletic, academic and cultural story that is the

Southeastern Conference.

For the first game of the 2016 Football Season we introduced a new effort to tell the story of the SEC through what you now know as the "It Just Means More," campaign.

First, we conducted a nation-wide search for an on-screen ambassador who could help tell the story of the SEC. From among 1,000 applicants we selected Wynn Everett, an accomplished TV and film actress who is a 2000 graduate of Auburn University in Liberal Arts with family connections at Vanderbilt, Georgia and Alabama.

"RIPPLE EFFECT"

The first commercial, titled "Ripple Effect," is sprinkled with images that help paint a visual picture of the SEC, including Toomer's Corner in Auburn, the legendary Georgia Barn on State Route 15, Big Blue Madness in Lexington, Death Valley in Baton Rouge, the tradition of "Lock the Vaught" in Oxford, the Columns on the Missouri campus, an alumni gathering of Tennessee fans and the cadets of Texas A&M running onto the field in College Station.

A deeper story emerges with the images of real people, beginning with Carol and Jarrell Lawson, the parents of SEC Male Athlete of the Year Jarrion Lawson. It was shot just one week before Jarrion left for Rio to participate in the Summer Olympic Games, and it depicts the love and warmth of a home that proudly produced a successful student and athlete at the University of Arkansas.

There is a shot of a surgeon in a Florida scrub cap ... that's Dr. Garrison Rolle, a former football walk-on for the Gators who owns his own surgical practice, and in the background you see a young man, and that is his son Garrison, Jr., a sophomore who himself plans to become a surgeon.

You also see a young lady studying in a library ... her name is Lindsay Richardson and she graduated with a double-major from the University of South Carolina, where she served as student body president and is now enrolled in law school.

You also see three generations of the Faulkner family, a proud son, father and grandfather showing off the graduation rings they each earned from the University of Alabama, and you see Mississippi State grad Ryan Marchbanks listening to legendary Bulldog radio broadcaster Jack Cristil as he drives across the Mississippi at sunset.

Finally, you see a baby taking his birth announcement picture inside a Vanderbilt helmet ... that's 10-day old Patrick George Bahiraei, the son Anoosh and Kelly Bahiraei who graduated from Vanderbilt in 2000.

"YOU CAN FEEL IT"

The SEC introduced a second commercial titled "You Can Feel It" during football bowl season and the beginning of the basketball season. It began with Wynn Everett walking on the beautiful beaches of the gulf coast and quickly transitions to our past SEC Professor of the Year, Dr. Isiah Warner of LSU starting the day in his class room.

You see some very talented and passionate music majors from the Vanderbilt Blair School of Music ... senior opera singer Danielle Bavli and freshman cellist Mardochee Dade.

An Ole Miss professor energetically conducts class for a young group of aspiring writers on the grounds outside William Faulkner's home ... that is Dr. Jay Watson, who earned his undergraduate degree from the University of Georgia and his PhD from Harvard.

A judge proudly wears the colors of his alma mater, the University of Arkansas ... that is the Honorable Ralph Wilson, Jr., who has served as Circuit Judge in the State of Arkansas for the past 27 years.

There are two Texas A&M students honoring the Aggie tradition of removing their hats as they enter The Memorial Student Center ... that is Economics major Koiula Lau and Ariel Mitchell, a Construction Science major.

You see a young woman at the University of Kentucky who shows just how the SEC can influence the world ... that is Yatta Boakari, a student from Brazil who traveled to the United States to major in Equine research.

A close-up of an enticing chocolate truffle peanut butter pie, topped with torched banana meringue and peanut butter cookie introduces David Bancroft, the owner and executive chef of Acre Restaurant who attended Auburn and is now a major donor to Auburn's Shellfish Lab with which he works to develop sustainable oyster farming.

And in this spot you meet several of our student-athletes, including gymnast Aja Sims, a Scholastic All-American from Alabama, in a rigorous evening workout ... golfer Gaby Amos, a Political Science major from South Carolina as she walks a picturesque golf course on the Atlantic Ocean ... volleyball player Carly Kan, a Finance major from Missouri, and Pete Alonso, a Florida graduate who now plays in the New York Mets farm system.

And as Wynn says "Sometimes it really IS rocket science," you see members of the Space Cowboys, proud and accomplished students in Mississippi State's Aerospace Engineering program.

Intermingled with these stories are other visuals that show the color and pageantry of the SEC, including a glorious Saturday afternoon in Neyland Stadium in Knoxville, and historic sites on the campus of the University of Georgia.

These are the real stories of the Southeastern Conference and this is why we chose to share with the world why, in the SEC, "It Just Means More."

WYNN EVERETT

DR. GARRISON ROLLE



KENTUCKY

“ Florida won its seventh NCAA women’s tennis title in 2017. It is the 10th national championship in women’s tennis for the SEC. ”

“ For the 10th time in the last 11 seasons, a football team from the SEC has advanced to the national championship game. ”

2017
SEC
“ SEC baseball teams have won 11 of the last 28 national championships, and the SEC has finished runner-up 10 times in that span. ”



AUBURN



NCAA WOMEN'S BASKETBALL SOUTH CAROLINA

2017 SOUTHEASTERN CONFERENCE PROFESSOR OF THE YEAR

Dr. James Birchler, University of Missouri

James Birchler is the Curators' Distinguished Professor of Biological Sciences at the University of Missouri. Dr. Birchler earned his bachelor's degree in botany and zoology from Eastern Illinois University, and master's and doctoral degrees in genetics and biochemistry from Indiana University. He performed postdoctoral work at Oak Ridge National Laboratory and the University of California, Berkeley.

Dr. Birchler was an assistant and associate professor at Harvard University prior to joining the Missouri faculty in 1991. He teaches classes in general genetics and advanced plant genetics. Dr. Birchler is well-known for his entertaining, informative and knowledgeable teaching methods in his undergraduate genetics class, which include using full regalia to characterize Gregor Mendel, the father of modern genetics. He has mentored 41 undergraduate research students, three master's students, 20 Ph.D. students and 35 postdoctoral fellows.


Dr. Birchler's research of *Drosophila*, commonly known as fruit flies, focuses on gene silencing and dosage compensation. His laboratory uses maize as a model organism to study the structure and behavior of chromosomes, centromere epigenetics, heterosis, polyploidy and aneuploid. In general, the laboratory is interested in the consequences of dosage sensitive gene regulatory mechanisms in multicellular eukaryotes and their implications for the phenotype and evolutionary processes.

During his time at Missouri, Dr. Birchler has been awarded more than \$13 million in research grants and authored or co-authored more than 135 scientific publications. He has served on the editorial boards of *Tropical Plant Biology*, *McGraw-Hill Yearbook of Science and Technology*, and the *Journal of Biomedicine and Biotechnology*, among others. He is associate editor of both *GENETICS* and *G3*, two of the top peer-reviewed genetics journals.

In 2014, Dr. Birchler was named a fellow of the National Academy of Inventors for his development of the first engineered synthetic plant chromosome, as well as a method for visualizing chromosomes in plants. Both inventions provide broad scientific and industrial application and sustained impact. He is also a fellow of the American Association for the Advancement of Science and a member of the National Academy of Sciences.

Dr. Birchler earned the UM System President's Award for Sustained Career Excellence in 2015. He has also been honored with the Dr. Abraham Eisenstark Faculty Fellow Award from Missouri's Division of Biological Sciences and the Fellows Award from the Academy of Science of St. Louis. In 2003, he was named one of five "Teaching Legends" by *Mizzou* magazine.

Internationally, he earned the Award for Excellence in Academic Achievements from Northeast Normal University in the Peoples Republic of China in 2007, and was named an Einstein Professor by the Chinese Academy of Sciences in 2014 and Honorary Professor of Beijing Normal University in 2015.



JAMES BIRCHLER

2017 SEC FACULTY ACHIEVEMENT AWARD RECIPIENTS

Alabama, Dr. Arunava Gupta, Chemistry
Arkansas, Brian Gallini, Law
Auburn, Dr. James Barth, Finance
Florida, Dr. George Christou, Chemistry
Georgia, Dr. Roberto Docampo, Biology
Kentucky, Dr. T. John Balk, Engineering
LSU, Dr. Susanne Brenner, Mathematics
Ole Miss, Dr. Dale Flesher, Accountancy
Mississippi State, Dr. Janice Chambers, Veterinary Medicine
Missouri, Dr. James Birchler, Biological Sciences
South Carolina, Dr. David Shields, English
Tennessee, Dr. Suzanne Lenhart, Mathematics
Texas A&M, Dr. David Bergbreiter, Chemistry
Vanderbilt, Suzanna Sherry, Law

“SEC men's tennis teams have advanced to the national quarterfinals every year but one since 1987.”



BROOK ELLIS - 2016 NATIONAL SCHOLAR-ATHLETE AWARD




GEORGIA

“For the second time in NCAA Softball Tournament history, eight SEC teams advanced to the 2017 NCAA Super Regionals. All 13 SEC Softball teams advanced to the NCAA Tournament.”



“ Four teams from the SEC represented the league in the 2016 NCAA Division I Women’s Volleyball Championship, marking the 27th consecutive season in which the SEC has featured at least two teams in the NCAA Tournament. ”



**ANTON MCKEE-
2017 H. BOYD
MCWHORTER MALE
SCHOLAR-ATHLETE
OF THE YEAR**




VANDERBILT

“ Since 1990, there have been 192 men’s tennis singles All-Americans and 213 doubles All-Americans from the SEC. ”

“The SEC has won eight NCAA Men’s Cross Country Championships and one NCAA Women’s Cross Country Championship.”

THE SEC IMPLEMENTED COLLABORATIVE INSTANT REPLAY IN THE SEC VIDEO CENTER FOR THE 2016 FOOTBALL SEASON.

“All 13 programs representing the SEC qualified for the 2017 NCAA Softball Championship, marking the first time in NCAA history that 13 teams from the same conference earned a spot in the championship field.”



• NCAA MEN’S OUTDOOR TRACK AND FIELD, FLORIDA



SEC's Men's Basketball has had 20 Lottery Picks since 2010 – the most of any conference.



**SARAH GIBSON-
2017 H. BOYD
MCWHORTER
FEMALE
SCHOLAR-
ATHLETE OF
THE YEAR**



REVENUE DISTRIBUTION TO MEMBER INSTITUTIONS

Approximately \$584.2 million of total revenue was divided among the 14 institutions of the Southeastern Conference for the fiscal year that ended August 31, 2016.

The total includes \$565.9 million distributed from the conference office, as well as \$18.3 million retained by institutions that participated in 2015-16 football bowl games to offset travel and other related bowl expenses.

The average amount distributed from the conference office, excluding bowl money retained by participants, was slightly over \$40.4 million per school.

Currently more than 5,400 female and male student-athletes across the SEC receive financial aid and, counting non-scholarship participants, more than 7,800 total student-athletes participate in sports sponsored by SEC institutions.

In addition, the 2015-16 academic year was the first in which SEC schools funded new costs associated with providing scholarships based on a student-athlete's full cost of attendance while expanding the availability of lifetime educational opportunities to former student-athletes as allowed by the NCAA as a result of action by the Autonomy Five Conferences.

The total distribution amount is comprised of revenue generated from television agreements, post-season bowl games, the College Football Playoff, the SEC Football Championship, the SEC Men's Basketball Tournament, NCAA Championships and a supplemental surplus distribution.

The distribution amount does not include approximately \$1 million of academic enhancement payments paid directly from the NCAA and divided equally among the 14 member institutions.

The total revenue for 2015-16 is an increase above the \$475.8 million distributed in 2014-15 and the per school distribution represents an increase over the average school distribution of \$32.7 million in 2014-15, not including bowl money retained by participants.

SEC Women's Basketball teams have earned appearances in 27 of 36 NCAA Women's Basketball Final Fours, making 20 appearances in 17 NCAA Championship games; accomplishments unmatched by any other league. The league has the distinction of providing both national finalists three times in its history in 1996 (Tennessee 83, Georgia 65); 1989 (Tennessee 76, Auburn 60); and 2017 (South Carolina 67, Mississippi State 55).



SOUTH CAROLINA

SEC Gymnastics leads all conferences in NCAA individual titles with 111.

LSU



“ Eight SEC men’s programs and five women’s programs placed in the top-10 of the 2017 NCAA Outdoor Track and Field Championships. ”



“ SEC Soccer has had multiple teams in the NCAA Quarterfinals in two of the last three years. ”



THE SEC DISTRIBUTED AN AVERAGE OF **\$40.4 MILLION** PER INSTITUTION FOR THE 2015-16 FISCAL YEAR **THE MOST** IN THE HISTORY OF THE CONFERENCE



2017
FOOTBALL

THE 2017 NCAA BASEBALL CHAMPIONSHIP MARKED THE FIFTH ALL-SEC NATIONAL TITLE GAME SINCE 2011.

“ In the last six years, SEC Track and Field teams have claimed the NCAA Outdoor Championships five times on the men’s side and three times on the women’s side. ”

FLORIDA	2017 BASEBALL CHAMPIONSHIP	LSU
S. CAROLINA	2017 WOMEN’S BASKETBALL CHAMPIONSHIP	MISSISSIPPI ST.
FLORIDA	2014 SOFTBALL CHAMPIONSHIP	ALABAMA
LSU	2011 FOOTBALL CHAMPIONSHIP	ALABAMA
S. CAROLINA	2011 BASEBALL CHAMPIONSHIP	FLORIDA

MISSOURI



2016-17 DIRECTORS' CUP ALL-SPORTS STANDINGS


Learfield DIRECTORS' CUP

6 SCHOOLS IN TOP 20

SEC

9 SCHOOLS IN TOP 30

Most of any Division I Conference





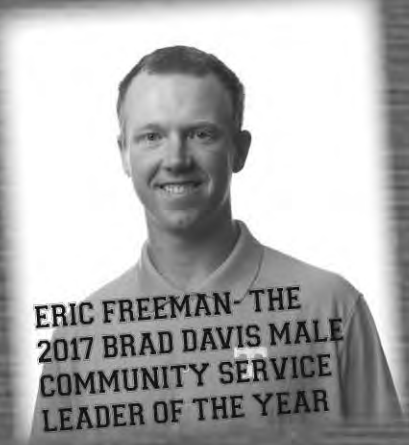
NCAA BASEBALL, FLORIDA



MISSISSIPPI STATE

“ The SEC has won 13 men’s and four women’s golf NCAA crowns in its history. Since 1985, the SEC has captured ten team national titles – six men’s and four women’s crowns ”

“ The SEC has sent 58 teams to the College World Series since 1990, and in 2017 the SEC led the nation with eight teams in the NCAA Tournament, six teams in the NCAA Super Regionals and three teams in the College World Series. ”



ERIC FREEMAN- THE 2017 BRAD DAVIS MALE COMMUNITY SERVICE LEADER OF THE YEAR

MORE THAN **5,400** STUDENT-ATHLETES ACROSS THE SEC RECEIVE FINICAL AID OF MORE THAN **\$141.6 MILLION** FROM SEC SCHOOLS





TEXAS A&M

SEC NETWORK

- 1600 Live Events
- Expanded SEC Inside Show to Men's Basketball
- More than 250 students on campuses across SEC participated in production of events
- Every SEC Spring Football Game was televised
- Special edition shows at College Football Playoff championship, Men's and Women's Final Fours, Baseball and Softball College World Series
- Reaching audiences on new platforms – every streaming subscription service – DIRECTV Now, Sling, PlayStation Vue, Hulu, YouTube TV
- Added Distribution partner in Mexico
- Added SEC Marching band halftime shows – streamed for first time
- Two most-streamed events ever this football season: Appalachian State at Tennessee (95,000 average viewers; 429,000 total unique viewers) and LSU at Florida (most streamed Saturday game—71,000 average viewers; 362,000 total unique viewers)
- Engaged ESPN talent into Spring football game officiating at Georgia Spring Game



“Missouri’s Karissa Schweizer became the first woman from the SEC to win the NCAA cross country individual title in 2016.”



SEC NEUTRAL-SITE CHAMPIONSHIPS:

- The SEC Football Championship game will be held in Atlanta's newly constructed Mercedes-Benz Stadium for the first time in 2017.
- The SEC started a new agreement with the city of Hoover to serve as host to the SEC Baseball Tournament. The new agreement included the addition of SEC FanFest held at the new Finley Center, a 155,000-square foot event facility adjacent to the Hoover Met.
- SEC Men's Basketball completed the first of three three-year rotations in the city of Nashville. The "Music City" will serve as host to the men's tournament nine times between 2015 and 2026 and the women's event will be played three times during that period.
- The SEC celebrated the 25th anniversary of the SEC Football Championship Game in 2016 by honoring past Most Valuable Players and former commissioners and coaches.

**NASHVILLE'S
BRIDGESTONE
ARENA**



HOOVER METROPOLITAN STADIUM



ATLANTA'S MERCEDES-BENZ STADIUM

2017





SEC STUDENT-ATHLETE ENGAGEMENT

- Twenty-six current and former Southeastern Conference student-athletes participated in the first SEC Corporate Career Tour in Atlanta Nov. 29-Dec. 1, 2016.
- The group visited the headquarters and met with executives and talent acquisition staff at several corporations in the Atlanta area including Chick-fil-A, Boys & Girls Club of America, CNN/Turner Broadcasting System and Jackson Spalding. The group also listened to presentations by Serviam Partners President Randy Hain, Growing Leaders, and former SEC student-athletes Ben Troupe and Josh Foliart on leadership and life after sports.
- The Fall Student-Athlete Advisory Committee (SAAC) meeting provided a unique first time experience for meeting participants. The meeting focused on facilitating a corporate career tour as a part of the SEC Career Academy. Job opportunities and advice were introduced to student-athletes seeking career options and exposure.
- SEC Commissioner Greg Sankey introduced new Student-Athlete Leadership Councils in 2016 for the sports of football and men's and women's basketball in which, in addition to the conference's longstanding Student-Athlete Advisory Council (SAAC), provide student-athletes with additional opportunities to engage with campus leaders and conference office staff.



I think it was one of the most valuable experiences I've had since I've been at the University of South Carolina.

THOMAS MAYRONNE
Men's Tennis student-athlete on participating in the SEC Corporate Career Tour



SEC NOW
 Student athletes participated in SEC Corporate Career Tour
 Met with executives from several Atlanta-based corporations

SEC ALL-TIME NATIONAL CHAMPIONS



BASEBALL (11)

1990	Georgia (52-19)
1991	LSU (55-18)
1993	LSU (53-17-1)
1996	LSU (52-15)
1997	LSU (57-13)
2000	LSU (52-17)
2009	LSU (56-17)
2010	South Carolina (54-16)
2011	South Carolina (55-14)
2014	Vanderbilt (51-21)
2017	Florida (52-19)

MEN'S BASKETBALL (11)

1948	Kentucky (36-3)
1949	Kentucky (32-2)
1951	Kentucky (32-2)
1958	Kentucky (23-6)
1978	Kentucky (30-2)
1994	Arkansas (31-3)
1996	Kentucky (34-2)
1998	Kentucky (35-4)
2006	Florida (33-6)
2007	Florida (35-5)
2012	Kentucky (38-2)

WOMEN'S BASKETBALL (9)

1987	Tennessee (28-6)
1989	Tennessee (35-2)
1991	Tennessee (30-5)
1996	Tennessee (32-4)
1997	Tennessee (29-10)
1998	Tennessee (39-0)
2007	Tennessee (34-3)
2008	Tennessee (36-2)
2017	South Carolina (33-4)

WOMEN'S BOWLING (1)

2007	Vanderbilt (74-14)
------	--------------------

BOXING (1)

1949	LSU (20)
------	----------

MEN'S CROSS COUNTRY (8)

1972	Tennessee (134)
1991	Arkansas (52)
1992	Arkansas (46)
1993	Arkansas (31)
1995	Arkansas (100)
1998	Arkansas (97)
1999	Arkansas (58)
2000	Arkansas (83)

WOMEN'S CROSS COUNTRY (1)

1988	Kentucky (75)
------	---------------

EQUESTRIAN (5)

2013	Auburn
2014	Georgia
2015	South Carolina
2016	Auburn
2017	Texas A&M

FOOTBALL (23)

1951	Tennessee (10-1/AP, UPI)
1957	Auburn (10-0/AP)
1958	LSU (11-0/AP, UPI)
1960	Ole Miss (10-0-1/FWAA)
1961	Alabama (11-0/AP, UPI)
1964	Alabama (10-1/AP, UPI)
1965	Alabama (9-1-1/AP, FWAA)
1973	Alabama (11-1/UPI)
1978	Alabama (11-1/AP, FWAA)

MEN'S SWIMMING & DIVING (11)

1979	Alabama (12-0/AP, UPI, FWAA)
1980	Georgia (12-0/AP, UPI, FWAA)
1992	Alabama (13-0/AP, UPI, USA Today, FWAA)
1996	Florida (12-1/AP, UPI, USA Today, FWAA)
1998	Tennessee (13-0/AP, USA Today, FWAA)
2003	LSU (13-1/USA Today, BCS)
2006	Florida (13-1/USA Today, BCS)
2007	LSU (12-2/USA Today, BCS)
2008	Florida (13-1/USA Today, BCS)
2009	Alabama (14-0/USA Today, BCS)
2010	Auburn (14-0/AP, USA Today, BCS)
2011	Alabama (13-1/AP, USA Today, BCS)
2012	Alabama (13-1/AP, USA Today, BCS)
2015	Alabama (14-1/AP, USA Today)

WOMEN'S SWIMMING & DIVING (14)

1982	Florida (505)
1999	Georgia (504.5)
2000	Georgia (490.5)
2001	Georgia (389)
2002	Auburn (474)
2003	Auburn (536)
2004	Auburn (569)
2005	Georgia (609.5)
2006	Auburn (518.5)
2007	Auburn (535)
2010	Florida (382)
2013	Georgia (477)
2014	Georgia (528)
2016	Georgia (414)

MEN'S GOLF (13)

1940	LSU (601-tie)
1942	LSU (590-tie)
1947	LSU (606)
1955	LSU (574)
1968	Florida (1154)
1973	Florida (1149)
1993	Florida (1145)
1999	Georgia (1180)
2001	Florida (1126)
2005	Georgia (1135)
2013	Alabama
2014	Alabama
2015	LSU

WOMEN'S GOLF (4)

1985	Florida (1218)
1986	Florida (1180)
2001	Georgia (1176)
2012	Alabama (1171)

GYMNASTICS (19)

1987	Georgia (187.90)
1988	Alabama (190.05)
1989	Georgia (192.65)
1991	Alabama (195.125)
1993	Georgia (198.00)
1996	Alabama (198.025)
1998	Georgia (197.725)
1999	Georgia (196.850)
2002	Alabama (197.575)
2005	Georgia (197.825)
2006	Georgia (197.750)
2007	Georgia (197.850)
2008	Georgia (197.450)
2009	Georgia (197.825)
2011	Alabama (197.650)
2012	Alabama (197.850)
2013	Florida (197.575)
2014	Florida (198.175)
2015	Florida (197.850)

RIFLE (1)

2011	Kentucky
------	----------

WOMEN'S SOCCER (1)

1998	Florida (26-1)
------	----------------

SOFTBALL (3)

2012	Alabama (60-8)
2014	Florida (55-12)
2015	Florida (60-7)

MEN'S SWIMMING & DIVING (11)

1978	Tennessee (307)
1983	Florida (238)
1984	Florida (287.5)
1997	Auburn (496.5)
1999	Auburn (467.5)
2003	Auburn (609.5)
2004	Auburn (634)
2005	Auburn (491)
2006	Auburn (480.5)
2007	Auburn (566)
2009	Auburn (526)

WOMEN'S SWIMMING & DIVING (14)

1982	Florida (505)
1999	Georgia (504.5)
2000	Georgia (490.5)
2001	Georgia (389)
2002	Auburn (474)
2003	Auburn (536)
2004	Auburn (569)
2005	Georgia (609.5)
2006	Auburn (518.5)
2007	Auburn (535)
2010	Florida (382)
2013	Georgia (477)
2014	Georgia (528)
2016	Georgia (414)

MEN'S TENNIS (7)

1959	Tulane (tie)
1985	Georgia (36-1)
1987	Georgia (24-3)
1999	Georgia (26-5)
2001	Georgia (28-1)
2007	Georgia (32-0)
2008	Georgia (27-3)

WOMEN'S TENNIS (10)

1992	Florida (30-0)
1994	Georgia (27-2)
1996	Florida (31-0)
1998	Florida (27-0)
2000	Georgia (27-2)
2003	Florida (31-2)
2011	Florida (31-1)
2012	Florida (27-1)
2015	Vanderbilt (25-6)
2017	Florida (29-3)

MEN'S INDOOR TRACK & FIELD (19)

1992	Arkansas (53)
1993	Arkansas (66)
1994	Arkansas (94)
1995	Arkansas (59)
1997	Arkansas (59)
1998	Arkansas (56)
1999	Arkansas (65)
2000	Arkansas (69.5)
2001	LSU (34)
2002	Tennessee (52)
2003	Arkansas (54)
2004	LSU (44.5)
2005	Arkansas (56)
2006	Arkansas (53)
2010	Florida (57)
2011	Florida (52)
2012	Florida (52)
2013	Arkansas (57)
2017	Texas A&M (46)

WOMEN'S INDOOR TRACK & FIELD (15)

1987	LSU (49)
1989	LSU (61)
1991	LSU (48)
1992	Florida (50)
1993	LSU (49)
1994	LSU (48)
1995	LSU (40)
1996	LSU (52)
1997	LSU (49)
2002	LSU (57)
2003	LSU (62)
2004	LSU (52)
2005	Tennessee (46)
2009	Tennessee (42)
2015	Arkansas (63)

MEN'S OUTDOOR TRACK & FIELD (22)

1933	LSU (58)
1974	Tennessee (60)
1989	LSU (53)
1990	LSU (44)
1991	Tennessee (51)
1992	Arkansas (60)
1993	Arkansas (69)
1994	Arkansas (83)
1995	Arkansas (61.5)
1996	Arkansas (55)
1997	Arkansas (55)
1998	Arkansas (58.5)
1999	Arkansas (59)
2001	Tennessee (50)
2002	LSU (64)
2003	Arkansas (59)
2004	Arkansas (65.5)
2005	Arkansas (60)
2012	Florida (50)
2013	Florida (53)
	Texas A&M (53)
2016	Florida (62)
2017	Florida (61.5)

WOMEN'S OUTDOOR TRACK & FIELD (19)

1987	LSU (62)
1988	LSU (61)
1989	LSU (86)
1990	LSU (53)
1991	LSU (78)
1992	LSU (87)
1993	LSU (93)
1994	LSU (86)
1995	LSU (69)
1996	LSU (81)
1997	LSU (63)
2000	LSU (58)
2002	South Carolina (82)
2003	LSU (64)
2006	Auburn (57)
2008	LSU (67)
2012	LSU (76)
2014	Texas A&M (75)
2016	Arkansas (72)

SEC NATIONAL CHAMPIONSHIPS	
All-Time	Since 2000
Men's126	Men's54
Women's 101	Women's57
Coed1	Coed1
TOTAL228	TOTAL112

NOTE: NCAA National Champions only with the exception of football and equestrian.

GREG SANKEY COMMISSIONER SOUTHEASTERN CONFERENCE



Greg Sankey became the eighth commissioner of the Southeastern Conference on June 1, 2015, and quickly engaged in building upon the SEC's strong foundations and rich traditions.

Sankey is a modern-day administrator whose focus on innovation, communication, integrity and responsibility establishes a model for leadership in college sports today. Always with an eye on the future, Sankey is also keenly aware of the competitive and institutional traditions that make the SEC uniquely successful.

Sankey brings a big picture approach to his position by introducing a vision that positions the SEC to leverage its athletics success and popularity for a greater overall cultural and economic impact on the region, the nation and the world.

He introduced his vision of "Scholars. Champions. Leaders." to describe the impact of the SEC in his first major address as commissioner at the Conference's July 2015 Football Media Days.

"Educating scholars and supporting champions provides the platform for developing leaders who will influence the world," said Sankey, outlining a plan for magnifying the SEC's leadership in collegiate athletics.



ADVOCATING FOR STUDENT-ATHLETE OPPORTUNITY

Now in his third year at the helm of the SEC, Sankey has established himself as an advocate for the student-athlete, creating a framework to provide young people in the Conference with new leadership opportunities and resources to succeed at the highest levels of academic achievement and competitive success. New student-athlete focused initiatives created under Sankey's leadership include:

- Creating a new position in the SEC office for a Director of Student-Athlete Engagement, while also offering student-athletes the opportunity to participate in Conference leadership and prepare for life after their intercollegiate athletics participation concludes. (August 2015)
- Introducing Student-Athlete Leadership Councils for Football, Men's Basketball and Women's Basketball which, in addition to the Conference's longstanding Student-Athlete Advisory Committee, provide student-athletes with additional opportunities to engage with campus leaders and Conference office staff. (May 2016)
- Introducing a Student-Athlete Career Tour during SEC Football Championship Week in Atlanta which provided a group of student-athletes opportunities to engage in career exploration with high level corporations and businesses. (December 2016)
- Expanding the student-athlete role at the 2017 SEC Spring Meetings when seven student-athletes participated in a robust agenda of interaction with administrators and coaches to provide their perspectives to Conference leaders. (May 2017)



- Establishing an agreement with Atlanta's new Mercedes Benz Stadium to serve as the long-term home for the SEC Football Championship Game. (September 2015)
- Awarding Greenville, SC, the 2017 SEC Women's Basketball Tournament, making it the first major collegiate sporting event to be announced in South Carolina following the removal of the Confederate flag from the state capitol grounds. (May 2016)
- Reaching agreement with the City of Hoover, AL, to continue its role as host of the SEC Baseball Tournament after the city committed to construction of a \$70 million baseball campus to enhance the entire baseball tournament experience. (June 2016)
- Engaging with a security consulting firm to review and develop consistent and effective security plans for SEC Championship events. (August 2016)

Sankey has continued the development of Conference officiating with a series of measures blending technology with effective leadership to create greater accuracy and consistency for officiating in all sports, including:

- Working with the NCAA to gain approval for a collaborative instant replay process in the sport of football which was implemented successfully beginning with the Fall 2016 season. (May 2016)
- Working with the American Athletic and Atlantic Sun conferences to create a men's basketball officiating consortium, later adding the Sun Belt Conference. (July 2016)

ADVANCING THE CONFERENCE

Upon assuming the role of commissioner, Sankey moved swiftly to address issues critical to college athletics on both the Conference and national levels.

- Appointed a Working Group on Student-Athlete Conduct, a collection of campus leaders established to develop recommendations for updated Conference policies governing behavioral expectations for student-athletes transferring to an SEC institution. The SEC's policy, adopted in 2016, served as a model for similar policies subsequently adopted by other conferences and institutions and also serves as a foundation for continuing dialogue in the SEC.
- Appointed a Working Group on Compliance, Enforcement and Governance, designed to review and update principles which form the foundation of the Conference membership's commitment of adherence to SEC and NCAA rules, which were first developed in 2004.

Sankey set a priority to enhance Conference championship events for the purpose of providing student-athletes with life-long memories and exceptional experiences for fans, which has included:

- Working with the NCAA to gain approval for a collaborative instant replay process in the sport of men's basketball beginning with the 2017-18 season. (May 2017)
- Hiring new coordinators of officials in the sports of men's basketball and softball.

Another priority under Sankey's leadership is to grow exposure for the Conference and effectively publicize success stories of the SEC. Measures he has taken include:

- Collaborating with Conference institutions and the SEC Network to create a series of 30-second video spots titled "I Am The SEC," which feature compelling off-the-field stories of SEC student-athletes in all sports that air during SEC Network events throughout the academic year.
- Engaging with The Richards Group, a highly successful national marketing agency, to develop a comprehensive branding campaign to positively feature the SEC, its student-athletes, alumni, leaders and fans. The theme of the campaign - "It Just Means More" - communicates the history, legacy and overall positive impact the SEC has on its region, the nation and the world.



- Introducing the SEC Graduate Patch, a logo placed on the uniforms of SEC student-athletes in every sport who have earned their undergraduate degree and are continuing their participation in intercollegiate athletics.
- Working with the SEC Network to create unique exposure opportunities for Conference universities, teams and student-athletes, including behind-the-scenes programming, expanding live championship coverage for Olympic Sports, covering all spring football games and adding unique coverage of halftime band performances in football.

A CAREER IN COLLEGE ATHLETICS

On March 12, 2015, the Presidents and Chancellors of the SEC announced Greg Sankey would succeed Mike Slive as commissioner of the SEC.

Sankey, 53, first joined the SEC staff in 2002 as Associate Commissioner for Governance, Enforcement and Compliance and later added supervision of the league's championships staff to his responsibilities. He was elevated to Executive Associate Commissioner and Chief Operating Officer for the league office in 2012, becoming responsible for the day-to-day operation of the SEC Office.

Sankey is active within the NCAA committee structure, which includes his current service as Chair of the NCAA Division I Committee on Infractions.

Prior to joining the SEC staff, Sankey was Commissioner of the Southland Conference for nearly seven years. He

joined the Southland Conference staff in 1992 where he served as both assistant and associate commissioner before he was named commissioner in 1996 at the age of 31.

Prior to his term at the Southland Conference, he was Director of Compliance and Academic Services at Northwestern State University in Natchitoches, LA. While at Northwestern State, Sankey also coached the Demons' golf teams for two years, earning the Golf Coaches Association of America District VI Coach of the Year award in 1991. Before his tenure at Northwestern State, he was the Director of Intramural Sports at Utica College in upstate New York.

A native of Auburn, NY, Sankey earned his master's degree from Syracuse University and his undergraduate degree from the State University of New York College at Cortland. Sankey and his wife, Cathy, reside in Birmingham, AL, and have two adult daughters, Hannah and Moriah.

THE SANKEY FILE

1987-89	Utica College, Director of Intramural Sports
1989-91	Northwestern State University Director of Compliance & Academic Services, 1990-92 Head Golf Coach, 1990-92
1992-2001	Southland Conference Assistant Commissioner, 1992-94 Associate Commissioner, 1994-96 Commissioner, 1996-2002
2002-present	Southeastern Conference Associate Commissioner, 2002-2012 Executive Associate Commissioner/Chief Operating Officer, 2012-2015 Commissioner, 2015-present

NATIONAL CHAMPIONSHIPS WON BY SEC SCHOOLS IN GREG SANKEY ERA

2015-16

Football – Alabama
Women's Swimming & Diving – Georgia
Equestrian – Auburn
Men's Outdoor Track & Field – Florida
Women's Outdoor Track & Field – Arkansas

2016-17

Men's Indoor Track & Field – Texas A&M
Women's Basketball – South Carolina
Equestrian – Texas A&M
Women's Tennis – Florida
Men's Outdoor Track & Field - Florida
Baseball – Florida



The Sankey family: Moriah, Cathy, Greg and Hannah

SEC STAFF

2017 FOOTBALL



MARK WOMACK
*Executive Associate
Commissioner/CFO*



CHARLIE HUSSEY
*Associate
Commissioner/COO*



TIFFANY DANIELS
*Associate
Commissioner*



WILLIAM KING
*Associate
Commissioner*



DAN LEIBOVITZ
*Associate
Commissioner*



HERB VINCENT
*Associate
Commissioner*



CHRIS WALDSMITH
*Associate
Commissioner*



MATT BOYER
*Assistant
Commissioner*



LESLIE CLAYBROOK
*Assistant
Commissioner*



BYRON HATCH
*Assistant
Commissioner*



WILL LAWLER
*Assistant
Commissioner*



KATHRYN SWITZER
*Executive Associate
to Commissioner*



TORIE JOHNSON
*Executive Director
of SECU*



MISTY BROWN
*Director of Student-
Athlete Engagement*



COLE CUNNINGHAM
*Director of Video
Operations*



CHUCK DUNLAP
*Director of
Communications*



JOHN GIBSON
*Director of
Championships*



CRAIG PINKERTON
*Director of
Communications*



B.C. ROMANO
*Director of Video
and Creative Services*



RANDALL MALONE
*Director of Video
Operations*



MILTON ROY
*Director of
Compliance*



JIM SULLIVAN
*Director of
Championship
Ticket Operations*



TAMMY WILSON
*Director of
Communications*



SYLVIA HAGAN
*Director of
Officiating
Administration*



ALLY BATTE
*Assistant Director
of Financial
Operations*



BEN BEATY
*Assistant Director of
Communications*



MIKE MIMS
*Assistant Director
of Championship
Ticket Operations*



JILL SKOTARCZAK
*Assistant Director of
Communications*



BRYANT WELBOURNE
*Assistant Director,
SECU*



KORY DAHLEN
*Competition
Coordinator*



ANN DRINKARD
*Digital Media/
Communications
Assistant*



ROBERT MILLIGAN
Video Assistant



SUSAN BISHOP
*Administrative
Assistant, SECU*



MEREDITH BRANCH
*Administrative
Assistant,
Competition*



DONNA MOORE
*Administrative
Assistant,
Compliance*



BAILEY POWELL
*Administrative
Assistant
Commissioner's
Office*



GRACE SANDERS
*Administrative
Assistant Football*



MELINDA CALDERINI
*Coordinator of First
Impressions*



STEVE SHAW
*Coordinator of
Football Officials*



BEN OLDHAM
*Coordinator of
Football Replay*

SECU ACADEMIC INITIATIVE



SECU

The Academic Initiative of the SEC

Through its SECU academic initiative, the Southeastern Conference sponsors, supports and promotes collaborative higher education programs and activities involving administrators, faculty and students at its member universities. SECU is led by the president or chancellor of each SEC university and is managed by the chief academic officer.

SECU academic initiative goals include:

- Advancing the academic reputation of SEC universities beyond the traditional SEC region;
- Highlighting the endeavors and achievements of SEC faculty, students and administrators;
- Identifying and preparing future leaders for high-level service in academia;
- Increasing the amount and type of education abroad opportunities available to SEC students; and
- Supporting collaboration between SEC faculty and administrators.

Current SECU academic initiatives include:

- The SEC Academic Leadership Development Program seeks to identify, prepare and advance academic leaders for roles within SEC institutions and beyond. It has two components, a university-level program and two, three-day, SEC-wide workshops held on specified campuses for all participants.

- The SEC College Tour occurs twice annually, once in the fall and once in the spring. Enrollment administrators from all SEC universities participate in events intended to introduce SEC universities to students, parents and high school counselors from outside of the southeast region.
- The SEC education abroad focus includes a cooperative agreement that gives SEC students access to international programs offered at other SEC universities; an engineering exchange agreement with the Politecnico di Torino in Italy; and Dr Pepper awards that support SEC students with demonstrated financial need who represent non-traditional study abroad participants.
- The SEC Faculty Achievement and Professor of the Year Awards recognize faculty with outstanding records in research and scholarship. There is one winner per campus and one overall winner for the SEC.
- The SEC Faculty Travel Program is intended to enhance collaboration that stimulates scholarly initiatives between SEC universities. The program offers faculty from each SEC university the opportunity to travel to other SEC universities to develop grant proposals, conduct research and deliver artistic performances.
- The SEC MBA Case Competition is an opportunity for SEC business schools to showcase their students' skills at solving simulated, real-world problems that cover the spectrum of business disciplines. The competition is held on one SEC campus and teams of four MBA students compete against other SEC teams, the best receiving various awards and recognition.



SEC HEADQUARTERS

2017
FOOTBALL



Almost 33 years after moving to Birmingham from Jackson, Miss., the SEC moved into its current headquarters on October 15, 1991.

The building is now named for Roy F. Kramer, the SEC's sixth commissioner who retired in July 2002. During his tenure as the league's commissioner, the SEC won 85 national championships and distributed more than \$654 million in revenue back to its member institutions.

The 30,000 square-foot building was provided by the city of Birmingham. It was designed to house the SEC staff and accommodate the needs of the various committees, coaches and administrative groups that meet on a regular basis.

From its headquarters, the SEC office certifies the eligibility of all student-athletes, manages championship events, enhances academic opportunities for student-athletes, monitors NCAA and SEC compliance, coordinates officiating assignments, negotiates television con-

tracts, distributes conference revenue, cultivates corporate sponsorships and coordinates media and public relations efforts.

In 2005, a state-of-the-art video center was built inside the headquarters and named for the late Brad Davis, the SEC Associate Commissioner who was responsible for its development. Davis passed away on March 2, 2006.

The building also features a rotunda that highlights school banners, championship pedestals and two galleries displaying the member institutions.

The SEC Office underwent a vast renovation in the fall of 2012, with an upgrade to the Davis Video Center being completed prior to the 2014 season, which nearly tripled the size of the area. A live satellite uplink to the SEC Network in Charlotte, N.C., was implemented in 2015, with collaborative instant replay being integrated into the Central Review Center prior to the 2016 football season.



FORMER SEC HEADQUARTERS IN BIRMINGHAM

Redmont Hotel (1946-67)

Central Bank Building (1967-88)

Riverchase Galleria Tower (1988-1991)



SOUTHEASTERN CONFERENCE • SEC

SEC MILESTONES

FORMED 1933

DEC. 22, 1894: In Atlanta, Dr. William L. Dudley of Vanderbilt presides over an organization meeting of the Southern Intercollegiate Athletic Association: Alabama, Auburn, Georgia, Georgia Tech, North Carolina, Sewanee and Vanderbilt. Football formalized in 1869.

APRIL 9, 1880: First football game in The Southeast on ground now called Old Stoll Field at the University of Kentucky is played.

NOVEMBER, 1881: Kentucky A&M (now Kentucky) establishes a team and plays a three-game series against Transylvania College.

1895: 11 current SEC members playing football.

1893: Vanderbilt begins playing basketball at the Nashville YMCA two years after Naismith originated the game at Springfield (Mass.) College.

1895: SIAA organized track on conference level.

MAY 15, 1896: First conference championship meet (track) held at Vanderbilt.

1895: SIAA expands and adds Central, Clemson, Cumberland, Kentucky, LSU, Mercer, Mississippi, Nashville, Southeastern Presbyterian, Tennessee, Texas and Tulane.

1900: Eight of the 13 charter SEC members participating in track.

1920: SIAA encompasses 30 members.

DEC. 12-13, 1920: In Gainesville, Fla. Professor S.V. Sanford (Georgia) presides over newly formed Southern Conference (Alabama, Auburn, Clemson, Georgia, Georgia Tech, Kentucky, Maryland, Mississippi, North Carolina, North Carolina State, Tennessee, Virginia, Virginia Tech and Washington and Lee).

1922: Florida, LSU, Mississippi, South Carolina, Tulane, Vanderbilt and Virginia Military join the Southern Conference.

1923: Sewanee joins the Southern Conference.

1928: Duke joins the Southern Conference.

DEC. 8-9, 1932: In Knoxville, Dr. Frank L. McVey (Kentucky) serves as president as the SEC is formed with 13 members of the Southern Conference located west and south of the Appalachian Mountains. The institutions are: Alabama, Auburn, Florida, Georgia, Georgia Tech, Kentucky, LSU, Ole Miss, Mississippi, Sewanee, Tennessee, Tulane, Vanderbilt.

FEB. 16, 1933: Informal meeting of SEC school presidents, Birmingham, Ala.

FEB. 27, 1933: First full meeting, Atlanta, Ga.

1933: First SEC champions crowned in baseball, basketball, football and outdoor track.

FEB. 24 - 28, 1933: League's first basketball tournament in Atlanta, Ga.

SPRING 1933: First NCAA Championship won by SEC school (LSU, men's track).

FALL, 1933: Coach Frank Thomas leads Alabama (5-0-1) to first SEC football champion title with 7-0 win over Vanderbilt.

1935: League sponsors first men's team title for cross country.

1937: League sponsors first men's team title for golf and swimming.

1938: League sponsors first men's team title for tennis.

1940: In Jackson, Miss., the office of the commissioner is formed.

AUGUST 21, 1940: Former Mississippi Governor Martin S. Conner named first SEC commissioner.

DEC. 13, 1940: Sewanee withdraws from the SEC.

FALL 1946: Secretary of the Conference Dean N.W. Dougherty (University of Tennessee) named acting SEC commissioner.


1948: Conference office moves to Birmingham, Ala.

FEB. 21, 1948: Former LSU coach Bernie H. Moore named second SEC commissioner.

1948: Kentucky Wildcats bring home the first NCAA basketball Tournament win by an SEC team.

OCTOBER 20, 1951: The Alabama-Tennessee football game in Birmingham's Legion Field becomes the first televised event in SEC history.

1930s



1940s



1950s





1980s

1960s

1970s

1990s

1952: University of Alabama Faculty Chairman of Athletics, Dr. Albert B. Moore, becomes first SEC representative to serve as NCAA president.

1957: League sponsors first men's team title for indoor track.

1964: Elmore "Scoop" Hudgins, Vanderbilt's first publicity director, joins SEC staff and originates the "Top Twenty Coaches" and developed the preseason football "skywriters" tour.

JUNE 1, 1964: Georgia Tech withdraws from the SEC.

1965: Kentucky football's Nat Northington becomes the first African-American athlete to receive an athletic scholarship at an SEC institution.

1966: A.M. (Tonto) Coleman named third SEC commissioner.

JUNE 1, 1966: Tulane withdraws from the SEC.

1971: Dr. Earl M. Ramer, University of Tennessee faculty athletic representative, is second SEC official to serve as NCAA president.

AUGUST 1, 1972: Dr. H. Boyd McWhorter, Dean of Arts and Sciences at University of Georgia and secretary of the league, named fourth SEC commissioner.

JANUARY 1, 1977: The SEC begins its long-standing agreement with the Sugar Bowl in New Orleans to send its champion to the game when Georgia faced Pittsburgh.

1979-80: SEC championships for women's basketball, tennis and volleyball recognized.

1980-81: SEC championships for women's golf, gymnastics, swimming and track and field added.

JULY 1983: The SEC signs an agreement with the Turner Broadcasting System to begin airing a football "Game of the Week" in the fall of 1984.

MARCH 26, 1986: The SEC and Jefferson-Pilot Teleproductions (JP Sports) sign a contract to televise basketball games on a syndicated basis throughout the region.

SEPTEMBER 15, 1986: Dr. Harvey W. Schiller, an Air Force colonel and faculty chair at the U.S. Air Force Academy named fifth SEC commissioner.

JANUARY 10, 1990: Roy F. Kramer, Vanderbilt athletics director, named sixth SEC commissioner.

1990: University of Arkansas (11th member) and University of South Carolina (12th member) join the league (the two institutions participated in SEC championships for all sports except football during the 1991-92 academic year).

NOVEMBER 29, 1990: SEC presidents announce Eastern and Western divisions and vote to adopt an eight-game football schedule to begin in 1992.

MAY 30, 1991: SEC presidents award the inaugural SEC Football Championship Game to the city of Birmingham.

FEBRUARY, 1992: The SEC and JP Sports announce a four-year agreement to televise an SEC football game of the week on a syndicated basis throughout the region.

APRIL 15, 1992: The SEC and ABC Sports announce a four-year contract to televise the SEC Football Championship Game.

DECEMBER 5, 1992: SEC hosts the nation's first Division 1A conference football championship game at Legion Field in Birmingham. Alabama defeats Florida 28-21 and goes on to capture the national title at the USF&G Sugar Bowl in New Orleans.

1993: SEC institutions adopt the Principles of Gender Equity recognizing that each school will provide at least two more women's intercollegiate programs than the number of men's.

1993: SEC championship for women's soccer added.

FEBRUARY 11, 1994: SEC announces a multi-sport television agreement with CBS Sports to televise SEC football (1996-2001), and men's and women's basketball (1994-95 through 2000-01).

FEBRUARY 25, 1994: SEC members vote to play the 1994 and 1995 SEC Championship Game in Atlanta's Georgia Dome.

AUGUST 4, 1994: A group of Division 1-A conferences (including the SEC) select the Fiesta, Sugar and Orange Bowls as hosts for the Bowl Alliance games beginning at the conclusion of the 1995 regular season.

OCTOBER 13, 1994: ABC and the SEC extend the agreement to televise the Championship Game through 2000.

NOVEMBER 7, 1994: SEC extends its agreement with JP Sports to televise weekly football games through the 2000 season.

2000s

June 1, 1995: SEC extends its agreement with the Georgia Dome to host the SEC Football Championship Game through 1998.

1997: SEC championship for softball added.

May 29, 1997: SEC extends its agreement with the Georgia Dome to host the SEC Football Championship Game through 2001.

February 2, 1998: SEC reaches a multi-year extension with CBS Sports to broadcast its football and men's and women's basketball games.

June 7, 1999: SEC and ESPN reach a multi-year extension to televise football and men's and women's basketball for the next eight seasons.

2001: CBS expands its SEC football commitment and provides exclusive national network broadcasts of SEC home games.

December 6, 2001: SEC and CBS announce an agreement for CBS Sports to televise the SEC Football Championship Game through 2008.

June 2, 2002: Michael L. Slive, who served as Commissioner of Conference USA, appointed seventh SEC commissioner.

June 4, 2004: SEC Task Force on Compliance and Enforcement issues its report calling to have none of the league's schools on NCAA probation within the next five years. Report is unanimously accepted.

February 23, 2005: SEC announced the formation of its Academic Consortium linking the academic resources of its 12 member institutions.

August 14, 2008: CBS Sports and the SEC announce a 15-year agreement to extend broadcasts of SEC football and basketball games. CBS will continue to be exclusive national network broadcast of SEC home football games and the SEC Championship game.

2010s

August 25, 2008: ESPN and the SEC announce a 15-year agreement beginning in 2009-10 through 2023-24. It is the longest national rights agreement in ESPN history. ESPN entities (ESPN, ESPN on ABC, ESPN2, ESPNU, ESPN Regional Television, ESPN360.com, ESPN Mobile TV, ESPN GamePlan, ESPN Full Court, ESPN International, ESPN Deportes, ESPN Classic) will carry more than 5,500 SEC events including football, men's and women's basketball, Olympic sports and SEC Championships.

December 2009: Florida and Alabama, both 12-0 and ranked No. 1 and No. 2 nationally, meet for the SEC Championship at the Georgia Dome, won by Alabama 32-13. The game drew an 11.8 TV rating, the highest in SEC Championship Game history.

January 2010: Alabama defeats Texas 37-21 in the BCS National Championship Game, the first time in the history of college football for a single conference to win four consecutive national championships.

January 2011: Auburn defeats Oregon 22-19 in the BCS Championship game, giving the league an unprecedented fifth consecutive BCS National Championship. The SEC moves to 7-0 in BCS Championship games.

Fall 2011: League announces that Texas A&M (13th member) and Missouri (14th member) will join the conference effective July 1, 2012, with competition to begin in all sports for the 2012-13 academic year.

January 2012: Alabama and LSU face off in New Orleans for the BCS Championship, won by the Crimson Tide 21-0. It marks the sixth consecutive national championship in football for the SEC.

July 1, 2012: Missouri and Texas A&M officially become members of the Southeastern Conference.

Present Day

January 2012: Alabama defeats Notre Dame 42-14 at the BCS Championship Game in Miami, Fla., the seventh consecutive national title for the SEC.

2013: SEC Championship for equestrian added.

May 2, 2013: The SEC, in conjunction with ESPN, announces the creation of The SEC Network, set to launch in August of 2014.

August 14, 2014: The SEC Network, a multiplatform network, which will air SEC content 24/7 including more than 1,000 events in its first year, launches.

2014: The SEC sends a NCAA-record 12 teams to participate in postseason bowl games. The SEC matched its most wins during a bowl season with seven.

June 1, 2015: Gregory A. Sankey becomes the SEC's eighth commissioner.

2015: Alabama captured the SEC's first national championship of the College Football Playoff era, the eighth title in the last ten years for the SEC. The conference went an unprecedented 9-2 in postseason bowl games, establishing new NCAA and SEC records in the process.

2016: The SEC celebrated 25 years of the SEC Championship Game, the final one in Atlanta's Georgia Dome. A SEC team reached the national championship game for the 10th time in the last 11 seasons, with Alabama meeting Clemson in the CFP Championship Game in Tampa, Fla. Collaborative Instant Replay was implemented at the SEC Video Center at league headquarters. The SEC became the only conference in college football history to send at least 10 teams to bowl games in four consecutive seasons (2013-2016) with 12 teams in 2016. The SEC saw 12 selected in the First Round of the NFL Draft, which tied the SEC and all-time national record.

2017 PRIMARY SEC FOOTBALL CONTACTS



ALABAMA

Josh Maxson/ Director of Football Communications
 FAX: (205) 348-8841
 E-Mail: jmaxson@ia.ua.edu

(205) 348-3631

P.O. Box 870391
 Tuscaloosa, AL 35487-0391
 Internet: <http://www.rolltide.com>



ARKANSAS

Patrick Pierson, Assistant AD/Communications
 FAX: (479) 575-7481
 E-Mail: pspiero@uark.edu

(479) 387-8569

Bud Walton Arena, 1240 W. Leroy Pond Dr.
 Fayetteville, AR 72701
 Internet: <http://www.ArkansasRazorbacks.com>



AUBURN

Shelly Poe, Assistant AD/Media Relations (slp0019@auburn.edu)
 Kirk Sampson, Associate AD/Communications (kirk@auburn.edu)
 FAX: (334) 844-9807

(334) 844-9800

392 S. Donahue Drive
 Auburn, AL 36849
 Internet: <http://www.auburntigers.com>



FLORIDA

Steve McClain, Senior Associate AD/Communications
 FAX: (352) 375-4809
 E-Mail: Stevem@gators.ufl.edu

(352) 375-4683 ext. 6100

P.O. Box 14485
 Gainesville, FL 32604-2485
 Internet: <http://www.FloridaGators.com>



GEORGIA

Claude Felton, Sr. Associate AD/Sports Communications
 FAX: (706) 542-9339
 E-Mail: cfelton@sports.uga.edu

(706) 542-1621

P.O. Box 1472
 Athens, GA 30603-1472
 Internet: <http://www.georgiadogs.com>



KENTUCKY

Susan Lax, Associate Director/Media Relations (Slax0@uky.edu)
 Tony Neely, Assistant AD/Media Relations (tneely@uky.edu)
 FAX: (859) 323-4310

(859) 257-3838

Joe Craft Center, 338 Lexington Avenue
 Lexington, KY 40506
 Internet: <http://www.UKathletics.com>



LSU

Michael Bonnette, Associate AD/Sports Information
 FAX: (225) 578-1861
 E-Mail: mbonnet@lsu.edu

(225) 578-8226

LSU Athletic Administration Building
 Baton Rouge, LA 70803
 Internet: <http://www.LSUsports.net>



OLE MISS

Kyle Campbell, Associate AD/Communications
 FAX: (662) 915-7006
 E-Mail: kyle@olemiss.edu

(662) 915-7522

908 All-American Drive
 University, MS 38677
 Internet: <http://www.OleMissSports.com>



MISSISSIPPI STATE

Bill Martin, Associate AD/Communications
 FAX: (662) 325-2563
 E-Mail: bmartin@athletics.msstate.edu

(662) 325-0967

P.O. Box 5308
 Mississippi State, MS 39762
 Internet: <http://www.hailstate.com>



MISSOURI

Chad Moller, Associate AD/Communications
 FAX: (573) 882-4720
 E-Mail: mollerc@missouri.edu

(573) 882-0712

Hearnes Center ; P.O. Box 677
 Columbia, MO 65205
 Internet: <http://www.mutigers.com>



SOUTH CAROLINA

Steve Fink, Assistant AD/Media Relations
 FAX: (803) 777-2967
 E-Mail: finksc@mailbox.sc.edu

(803) 777-7987

Rice Athletic Center, 1304 Heyward Street
 Columbia, SC 29208
 Internet: <http://www.gamecocksonline.com>



TENNESSEE

Zach Stipe, Director of Football Communications
 FAX: (865) 974-1269
 E-Mail: zstipe@tennessee.edu

(865) 974-4167

Anderson Training Center, 1551 Lake Loudon Blvd.
 Knoxville, TN 37966
 Internet: <http://www.utsports.com>



TEXAS A&M

Alan Cannon, Associate AD/Media Relations
 FAX: (979) 458-2273
 E-Mail: acannon@athletics.tamu.edu

(979) 845-5725

Texas A&M Athletics Department, 1228 TAMU
 College Station, TX 77843-1228
 Internet: <http://www.12thMan.com>



VANDERBILT

Larry Leathers, Football Sports Information Director
 FAX: (615) 343-7064
 E-Mail: larry.leathers@vanderbilt.edu

(615) 343-6437

2601 Jess Neely Drive
 Nashville, TN 37212
 Internet: <http://www.vucommadores.com>



SEC OFFICE

Chuck Dunlap, Director of Communications (cdunlap@sec.org)
 Ben Beaty, Assistant Director (bbeaty@sec.org)
 FAX: (205) 458-3030

(205) 458-3000

2201 Arrington Blvd. North
 Birmingham, AL 35203-1103
 Internet: <http://www.SECsports.com>

OFFICIAL SPONSOR PROGRAM

The Southeastern Conference Official Sponsor program began in 1988 with three companies dedicated to intercollegiate athletics and higher education.

Now supported by many of the nation's top corporations, this program has evolved into the most successful of its kind.

Each member of the SEC Official Sponsor team shows its commitment to the future of intercollegiate athletics with contributions to SEC Youth Clinics, SEC Scholarship Programs, SEC Academic Enhancement Programs, Championship Grants, FanFare and Legends Programs.

The corporations also conduct consumer promotions designed to increase sales and brand awareness. These promotions also increase public awareness of the

member institutions of the SEC, which in turn supports increased ticket sales and high television and radio ratings.

In addition to the broad spectrum of benefits provided by these contributions, each SEC institution is a direct beneficiary of the program. SEC Official Sponsors include Allstate Insurance, AT&T, Belk, Dr Pepper, Gatorade, Holiday Inn Express, Johnsonville, Pilot/Flying-J, Regions Bank.

PROGRAM MISSION

The mission of the corporate sponsor program is:

1. To develop marketing and promotional activities that benefit the SEC, its member institutions and the participating corporations;

2. To emphasize the positive role of athletics in our society; and
3. To provide funding for youth clinics, championship events and academic enhancement programs.



SEC OFFICIAL SPONSORS



AT&T



Allstate®



Pilot®



MADE THE
Johnsonville®
WAY.

SEC LICENSING PROGRAM

The Southeastern Conference markets its registered marks (Southeastern Conference, SEC, SEC Seal and SEC logos) through a licensing program with the Collegiate Licensing Company. The SEC began its licensing program in 1988 to protect the use of its name and insignias and to ensure that its member institutions benefit from the use and sale of items bearing its name and/or logos.

The program also ensures that manufacturers and retailers market only the highest-quality merchandise using the conference name and logos. The SEC has joined a significant number of colleges and universities throughout the country to bring about consistency in the marketplace for officially-licensed collegiate products.



AN IMG COMPANY

SEC MEDIA SERVICES



SEC COMMUNICATIONS MISSION STATEMENT

The Southeastern Conference has been the nation's leader in communications during its history. The SEC understands the importance of assisting the media in providing coverage of the conference and its institutions. To this end, the conference, including all of its member institutions, shall make the best attempt to fill reasonable requests by media outlets. Members of the media are encouraged to work with the communications director of each institution and the conference office to establish satisfactory media policies that are mutually beneficial to all parties.

SEC FOOTBALL MEDIA DAYS

Kickoff 2017, will take place at the Hyatt Regency Birmingham-Wynfrey Hotel in Hoover, Ala., from July 10-13

Three to four schools will appear each day, along with various SEC representatives.

For more information about SEC Football Media Days, contact the SEC Communications Office.

SEC CHAMPIONSHIP GAME

December 2, 2017
Mercedes-Benz Stadium (73,000)
Atlanta, Ga.

CBS Sports - 4 p.m. ET

MEDIA INFORMATION

Media credential requests for the 2017 SEC Championship football game can be taken online at www.secsportsmedia.com beginning October 15.

The SEC will conduct a media teleconference with the two participating head coaches on Sunday, November 26 at 5 p.m. ET. Another media teleconference, with three participating student-athletes from each school, will be held at a yet to be determined day and time.

A press conference featuring both participating head coaches will be held at Mercedes-Benz Stadium on Friday, December 1, at 1:30 p.m. ET.

The Friday press conference and the post-game press conference on Saturday will be available on a satellite uplink and SEC FTP, and live on The SEC Network. Additional information will be included in the league's weekly media release.

For further information concerning media coverage of the SEC Football Championship Game, please contact the SEC Communications Department.

WEEKLY COACHES TELECONFERENCE

The 14 SEC coaches will be featured on a weekly teleconference each Wednesday from 11 a.m. - 1:30 p.m. (ET) [10 a.m. - 12:30 p.m. (CT)] beginning August 30 and concluding November 22. The SEC will also hold a spring football coaches media teleconference in May 2018. Media representatives wishing to participate in the teleconference should contact the SEC Communications Office for further details.

A replay of each week's teleconference can be heard on the SEC's website, www.SECsports.com.

Each coach will appear on the teleconference for ten minutes, according to the following schedule (All Times Central):

10:00 a.m. Ed Orgeron, LSU
10:10 a.m. Kirby Smart, Georgia
10:20 a.m. Jim McElwain, Florida
10:30 a.m. Derek Mason, Vanderbilt
10:40 a.m. Nick Saban, Alabama
10:50 a.m. Butch Jones, Tennessee
11:00 a.m. Bret Bielema, Arkansas
11:10 a.m. Barry Odom, Missouri
11:20 a.m. Hugh Freeze, Ole Miss
11:30 a.m. Kevin Sumlin, Texas A&M
11:40 a.m. Mark Stoops, Kentucky

11:50 a.m. Dan Mullen, Mississippi State
12:00 p.m. Will Muschamp, South Carolina
12:10 p.m. Gus Malzahn, Auburn

SEC FTP FEEDS

The Southeastern Conference provides a FTP feed each day during Football Media Days, as well as from the SEC Football Championship Game. Details are available through the SEC Communications Office.

SEC E-MAIL SERVICE

Information on SEC football will be emailed periodically through the season to accredited media throughout the country. To be added to the SEC football email list, please register online at www.secsportsmedia.com.

SEC PLAYERS OF THE WEEK

The SEC will name a freshman of the week along with an offensive, defensive, offensive lineman, defensive lineman and special teams player of the week each Monday throughout the regular season.

Nominations for the awards are made by the SEC sports information directors. The honorees are selected by a vote of the SEC Communications and football staff.

collegepressbox.com
SINCE 2005 EVERYTHING BUT THE PRE-GAME MEAL

Collegepressbox.com is the official media website for SEC football. Access and download weekly game notes, quotes, statistics, photos, media guides and more for the conference and each of its 14 member schools throughout the season. Registration information will be distributed to accredited media or you may request more information by sending an e-mail to password@collegepressbox.com.

www.SECsports.com
www.secsportsmedia.com

The Southeastern Conference has an extensive presence on the Internet and the SEC Network.

General SEC football information can be accessed on the Web at www.SECsports.com. The football section is updated with new material daily on the page, with standings, statistics, game previews, notes and other important information. The SEC also offers a media-only website - www.secsportsmedia.com. Media covering the SEC can retrieve information from the conference office as, SEC logos, photos and a championship credentialing system for SEC football is available on the site. (The site houses all media information and links for the other 20 sports the SEC sponsors).

SEC WEBSITES

All 14 SEC schools place much of their information released to the media online on their websites. The web-site addresses are below:

ALABAMA — www.rolltide.com
ARKANSAS — www.arkansasrazorbacks.com
AUBURN — www.auburntigers.com

FLORIDA — www.floridagators.com
GEORGIA — www.georgiadogs.com
KENTUCKY — www.ukathletics.com
LSU — www.lsusports.net
OLE MISS — www.olemissports.com
MISSISSIPPI STATE — www.hailstate.com
MISSOURI — www.mutigers.com
SOUTH CAROLINA — www.gamecocksonline.com
TENNESSEE — www.utsports.com
TEXAS A&M — www.12thman.com
VANDERBILT — www.vucommodores.com

FOLLOWING THE SEC . . .



On Facebook, like the page called "Southeastern Conference".



On Twitter, follow the SEC at @SEC.



On Instagram, follow the SEC at @SEC



On Snapchat follow the SEC at SECSports

SEC OFFICE

GREG SANKEY • Commissioner
2201 Richard Arrington Blvd. North
Birmingham, AL 35203
MAIN SWITCHBOARD: 205 458-3000
Administrative Fax: (205) 458-3031
Fax: (205) 458-3030

COMMUNICATIONS STAFF

HERB VINCENT • Associate Commissioner
E-Mail/Twitter: hvincent@sec.org; @SECherbin

#CHUCK DUNLAP • Director
E-Mail/Twitter: cdunlap@sec.org; @SEC_Chuck

CRAIG PINKERTON • Director
E-Mail/Twitter: cpinkerton@sec.org; @SEC_Craig

TAMMY WILSON • Director
E-Mail/Twitter: twilson@sec.org; @SEC_Tammy

B.C. ROMANO • Director of Video
and Creative Services
E-Mail: bcromano@sec.org

%BEN BEATY • Assistant Director
E-Mail/Twitter: bbeaty@sec.org; @BenBeaty

JILL SKOTARCZAK • Assistant Director
E-Mail/Twitter: jskotarczak@sec.org; @SEC_Jill

ANN DRINKARD • Assistant / Digital Media
E-Mail/Twitter: adrinkard@sec.org; @anndrinkard

- SEC Football Primary Contact; % - Secondary Contact

SEC FOOTBALL VIDEO REPLAY

Instant Replay

SECTION 1. PURPOSE AND PHILOSOPHY

Purpose

ARTICLE 1. Instant replay is a process whereby video review is used to confirm, reverse or let stand certain on-field decisions (Rule 12-3) made by game officials.

Philosophy

ARTICLE 2. The instant replay process operates under the fundamental assumption that the ruling on the field is correct. The replay official may reverse a ruling if and only if the video evidence (rule 12-6-1-c) convinces him beyond all doubt that the ruling was incorrect. Without such indisputable video evidence, the replay official must allow the ruling to stand.

SECTION 2. ELIGIBILITY FOR INSTANT REPLAY

Participation

ARTICLE 1.

- Any member institution may use instant replay, but there is no requirement to do so. If instant replay is used, it must be used in full compliance with this rule.
- For any nonconference game, if the home team is using instant replay, the visiting team does not have the option of declining its use for that game. If the home team is not using instant replay, it is not required to honor a request by the visiting team that it be used.

SECTION 3. REVIEWABLE PLAYS

Scoring Plays

ARTICLE 1. Reviewable plays involving a potential score include:

- A potential touchdown or safety. [*Exception:* Safety by penalty for fouls that are not specifically reviewable.]
- Field goal attempts if and only if the ball is ruled (a) below or above the crossbar or (b) inside or outside the uprights when it is lower than the top of the uprights. If the ball is higher than the top of the uprights as it crosses the end line, the play may not be reviewed.

Passes

ARTICLE 2. Reviewable plays involving passes include:

- Pass ruled complete, incomplete or intercepted anywhere in the field of play or an end zone.
- Forward pass touched by a player (eligible or ineligible) or an official, including whether the touching is beyond or behind the line of scrimmage.
- Forward pass or forward handing when a ball carrier is or has been beyond the neutral zone.
- A forward pass or forward handing after a change of team possession.
- Pass ruled forward or backward.
 - If the pass is ruled forward and is incomplete, the play is reviewable only if the ball goes out of bounds or if there is clear recovery of a loose ball in the immediate continuing football action after the loose ball. If the replay

official does not have indisputable video evidence as to which team recovers, the ruling of incomplete pass stands. (*Exception: Rule 12-3-1-a*)

- If the replay official reverses an incomplete forward pass ruling and the ball is recovered,



SEC Video Center

it belongs to the recovering team at the spot of the recovery and any advance is nullified.

- Location of the passer when he is obviously in the field of play and a ruling of intentional grounding would result in a safety by penalty.

Dead Ball and Loose Ball

ARTICLE 3. Reviewable plays involving potential dead balls and loose balls include:

- Loose ball by a potential passer ruled a fumble.
- Loose ball by a passer ruled incomplete forward pass when there is clear recovery in the immediate continuing action after the loose ball.
 - If the replay official does not have indisputable video evidence as to which team recovers, the ruling of incomplete pass stands.
 - If the replay official rules fumble, the ball belongs to the recovering team at the spot of the recovery and any advance is nullified.
- Live ball not ruled dead in possession of a ball carrier.
- Loose ball ruled dead (rule 4-1-2-b-2), or live ball ruled dead in possession of a ball carrier when the clear recovery of a loose ball occurs in the immediate continuing football action.
 - If the ball is ruled dead and the replay official does not have indisputable video evidence as to which team recovers, the deadball ruling stands.
 - If the replay official rules that the ball was not dead, it belongs to the recovering team at the spot of the recovery and any advance is nullified.
- Ball carrier's forward progress, spot of fumble, or spot of out-of-bounds backward pass, with respect to a first down or the goal line.
- Catch or recovery of a fumble by a Team A player other than the fumbler before any change of possession during fourth down or a try.
- Ball carrier in or out of bounds. If a ball carrier is ruled out of bounds, the play is not reviewable,

except as in Rules 12-3-1-a and 12-3-3-d.

- Catch, recovery or touching of a loose ball by a player in bounds or out of bounds.

- A loose ball touching on or beyond a sideline, goal line, or end line, touching a pylon, or breaking the plane of a goal line.

- Catch or recovery of a loose ball in the field of play or an end zone.

- Forward fumble that goes out of bounds with respect to a first down.

- live ball declared dead under rule 4-1-2-b-2 and B-3 (inadvertent whistle).

Kicks

ARTICLE 4. Reviewable plays involving kicks include:

- Touching of a kick.
- Player beyond the neutral zone when kicking the ball.
- Kicking team player advancing a ball after a potential muffed kick/fumble by the receiving team.
- Scrimmage kick crossing the neutral zone.

- Blocking by Team A players before they are eligible to touch the ball on an on-side kick.

Targeting

ARTICLE 5

- The replay official shall review all targeting fouls, Rules 9-1-3 and 9-1-4. The review includes all aspects of the targeting foul to ascertain whether there is at least one indicator of targeting action (Note 1 to Rules 9-1-3 and 9-1-4), and:

- Whether the crown of the helmet is used to make forcible contact (*Rule 9-1-3*); OR
- Whether there is forcible contact to the head or neck area of a defenseless opponent (Rules 9-1-4 and 2-27-14).

- The replay official may create a targeting foul, but only in egregious instances in which a foul is not called by the officials on the field. Such a review may not be initiated by a coach's challenge.

Miscellaneous

ARTICLE 6. Situations that may be addressed by the replay official:

- the number of players on the field for either team during a live ball.
- Clock adjustment and status when a ruling is reviewed.
- Clock adjustment at the end of any quarter. (*Exception:* Rule 3-2-5-b) If at the end of any quarter the game clock expires, either during a down in which it should be stopped by rule through play when the ball becomes dead or after the down upon a request for an available team timeout, the replay official may restore time only under these conditions:

- The replay official has indisputable video evidence that time should have remained on the game clock when the ball became dead or when the team timeout was granted;
- In the second and fourth quarters only, the team to which the ball would belong after it becomes dead would next put the ball in play

from scrimmage (not the try);

3. In the fourth quarter only, either the score is tied or the team that will next snap the ball is behind by eight points or fewer; and
 4. The replay official's video evidence includes the timeout signal by an official in the case where the game clock should have stopped for a requested team timeout.
- d. Correcting the number of a down.
1. This includes the result of a penalty enforcement that includes an automatic first down or loss of down.
 2. The correction may be made at any time within that series of downs or before the ball is legally put in play after that series.
- e. Any person who is not a player interfering with live-ball action occurring in the field of play (*Rule 9-2-3*).
- f. An injured player at the initiation of the medical observer.

Limitations on Reviewable Plays

ARTICLE 7. No other plays or officiating decisions are reviewable. However, the replay official may correct egregious errors, including those involving the game clock, whether or not a play is reviewable. This excludes fouls that are not specifically reviewable (See Article 8, following).

Reviewable Fouls

ARTICLE 8. The following plays are reviewable and the replay official may create a foul when there is no call by the on-field officials:

- a. Player making a forward pass or forward handoff when beyond the neutral zone or after a change of possession (*Rule 12-3-2-c and -d*).
- b. Player beyond the neutral zone when kicking the ball (*Rule 12-3-4-b*).
- c. Blocking by Team B players before they are eligible to touch the ball on an onside kick (*Rule 12-3-4-e*).
- d. The number of players on the field for either team during a live ball (*Rule 12-3-6-a*).
- e. Illegal touching of a forward pass by an originally eligible receiver who has gone out of bounds. (*Rules 12-3-2-b and 12-3-3-h*).
- f. Player who is out of bounds touching a free kick that had not been touched inbounds (*Rule 12-3-4-a*).
- g. Forward pass that becomes illegal as a second pass after an on-field ruling of a backward pass is reversed (*Rule 12-3-2-e*).
- h. A clear, obvious and egregious targeting foul (*Rule 12-3-5-b*).

SECTION 4. INSTANT REPLAY PERSONNEL, EQUIPMENT AND LOCATION

Personnel

ARTICLE 1. Instant replay personnel shall consist of the number of persons needed to operate the replay equipment within the necessary time constraints. There shall be a minimum of three persons to ensure that all plays are reviewed in an efficient and timely manner. Such persons are normally referred to as replay official, communicator and technician. Additional personnel may be used as needed.

Equipment

ARTICLE 2. The type of equipment used to carry out necessary instant replay duties shall be deter-

mined by each conference or member institution using instant replay.

Location

ARTICLE 3.

- a. All equipment used reviewing a play during the replay process and the personnel using that equipment shall be located in a separate, secure location in the press box. This room shall not be available or accessible to any person not directly involved in instant replay.
- b. Additional telephonic equipment needed to allow instant replay personnel to communicate with the game referee when a game has been stopped for a play review shall be located on a sideline near the field of play and preferably outside a team area. Such equipment shall provide the game referee and the replay official a secure and private means of communication.

SECTION 5. INITIATING THE REPLAY PROCESS

Game Stop

ARTICLE 1. There are two methods to stop a game to review a ruling on the field.

- a. The replay official and his crew shall review every play of a game. He may stop a game at any time before the ball is next legally put in play (*Exception: Rule 12-3-6-d*) whenever he believes that:
 1. There is reasonable evidence to believe an error was made in the initial on-field ruling.
 2. The play is reviewable.
 3. The outcome of a review would have a direct, competitive impact on the game.
- b. The head coach of either team may request that the game be stopped and a play be reviewed by challenging the on-field ruling.
 1. A head coach initiates this challenge by taking a team timeout before the ball is next legally put in play (*Exception: Rule 12-3-6-d*) and informing the referee that he is challenging the ruling of the previous play. If a head coach's challenge is successful, he retains the challenge, which he may use only once more during the game. Thus, a coach may have a total of two challenges if and only if his initial challenge is successful.
 2. After a review has been completed, if the on-field ruling is reversed, that team's timeout will not be charged.
 3. After a review has been completed, and the on-field ruling is not reversed, the charged team timeout counts as one of the three permitted that team for that half or the one permitted in that extra period.
 4. A head coach may not challenge a ruling in which the game was stopped and a decision has already been made by the replay official.
 5. If a head coach requests a team timeout to challenge an on-field ruling and the play being challenged is not reviewable, the timeout shall count as one of the three permitted his team during that half of the game or the one permitted in that extra period.
 6. A head coach may not challenge an on-field ruling if all the team's timeouts have been used for that half or in that extra period.

When To Stop a Game

ARTICLE 2.

- a. A game may be stopped, either by the replay

official or by a head coach's challenge, at any time before the ball is next legally put in play (*Exception: Rule 12-3-6-d*).

- b. No game official may request that a game be stopped for a play to be reviewed.

SECTION 6. REVIEWING AN ON-FIELD RULING

Procedures

ARTICLE 1.

- a. When a game is to be stopped either by the replay official or by a head coach's challenge, the designated officials on the field will be notified by a buzzer system or other appropriate means.
- b. If the review is initiated by the replay official, the referee shall announce: "*The ruling on the previous play is ... (brief description of ruling). The play is under further review.*" If the game has been stopped due to a head coach's challenge, the referee shall announce: "*The (name of institution) head coach has challenged the ruling of (state the ruling). The play is under further review.*"
- c. All reviews shall be based upon video evidence provided by and coming directly from the televised production of the game or from other video means available to the replay official that is also available to the TV Producer.
- d. After the referee has conferred with the replay official and the review process has been completed, he shall make one of the following announcements:
 1. If the video evidence confirms the on-field ruling: "*After further review, the ruling on the field is confirmed.*"
 2. If there is no indisputable (conclusive) evidence to reverse the on-field ruling: "*After further review, the ruling on the field stands.*"
 3. If the on-field ruling is reversed (*Rule 12-7*): "*After further review, the ruling is [followed by a brief description of the video evidence]. Therefore, [followed by a brief description of the impact of the ruling].*"
- e. If a ruling is reversed, the replay official shall supply the referee with all pertinent data as needed (next down, distance, yard line, position of the ball, clock status/adjustment) in order to resume play under the correct game conditions.

Restrictions

ARTICLE 2.

- a. There is no restriction on the number of times the replay official may stop a game for reviews.
- b. The replay official is under no time limit for a review.

SECTION 7. REVERSING AN ON-FIELD RULING

Criterion for Reversal

ARTICLE 1. To reverse an on-field ruling, the replay official must be convinced beyond all doubt by indisputable video evidence through one or more video replays provided to the monitor.

Experimental Rule Instant Replay

Rule 12-4-3: An experimental rule creating an exception to Rule 12-4-3 to allow conferences to use a collaborative process for instant replay. Under this experiment, personnel in a separate secure location identified by the conference will assist the Instant Replay Official at the stadium in making decisions.

SEC NETWORK

SEC NETWORK

- Launched August 14, 2014
- 20-year agreement between ESPN and the SEC (through 2034)
- SEC Network linear channel and SEC Network + (digital component) comprise the SEC Network.
- The network airs SEC content 24/7 including 45 SEC football games, 100 men's basketball games, 60 women's basketball games, 75 baseball games, 50 softball games and additional events from the SEC's 21 annual sports. Programming also includes studio shows such as SEC Now and The Paul Finebaum Show, and original content such as SEC Storied.
- SEC Network is available in more than 50 countries throughout Europe, Middle East and Africa via ESPN Player, ESPN's sports streaming service in the region.
- In addition to long-term deals with 9 of 10 top cable providers, SEC Network is now available in every multi-channel streaming subscription service currently in the marketplace – DIRECTV Now, Playstation Vue, Sling TV, Hulu and YouTube TV.



YEAR ONE

- SEC Network was the most successful new channel launch in cable history.
- SEC Network skyrocketed past its goal of carrying 1,000 live SEC events, and produced more than 1,500. The network carried 48 football games, hundreds of men's and women's basketball games, over-delivered on the number of baseball, soccer, softball and women's volleyball games, and produced gymnastics live for the first time, across SEC Network and SEC Network +.
- SEC Network surrounded the 21 SEC-sponsored sports and championships with 1,400 hours of original programming including its flagship news and information show SEC Now, the traveling pregame show SEC Nation, The Paul Finebaum Show, Film Room, SEC in 60, SEC Rewind and many more. ESPN Films premiered nine SEC Storied documentaries on the network, including "It's Time", which was nominated for two Emmy Awards.





FALL 2017

- SEC Network begins its fourth football season with Arkansas hosting Florida A&M from Little Rock, Ark., at 8 p.m. ET on Thursday, Aug. 31, the first of four games on the network in the season's first week. Over the course of the first three weeks of the season, SEC Network will air 15 games.
- SEC Nation: Laura Rutledge takes over the hosting seat from Maria Taylor and joins Tim Tebow, Marcus Spears and Paul Finebaum, along with contributor Ryan McGee, for the Saturday morning traveling pregame show previewing games and storylines from the fandom of game day on SEC campuses.
- SEC Now, SEC Network's flagship news and information show hosted by Dari Nowkhah and Peter Burns, will be joined post-football season by hosts Laura Rutledge and Maria Taylor.



SEC CHAMPIONSHIP GAME

DECEMBER 2, 2017

The Southeastern Conference's Eastern and Western Division winners will meet in Atlanta's newly constructed Mercedes-Benz Stadium to battle for the league championship and the right to represent the conference in the College Football Playoff. The 26th-annual title game is set for December 2 and will be televised nationally by CBS Sports.

The game was born as a result of 1992 conference expansion, which saw Arkansas and South Carolina become the first members added in SEC history. Under NCAA regulations, a conference with 12 members may play an additional football game to determine its champion, provided the regular season is played in divisions.

The participants of the game are determined each year during the eight-game regular-season conference schedule as the teams with the best overall SEC winning percentage in each division.

The 2016 SEC Championship Game was the highest rated championship game in the nation and second highest rated game of the entire 2016 season. Overall the SEC in on CBS had four of the Top 10 Most Watched College Football games last season and seven of the Top 20.

The 2009 SEC Championship Game earned an 11.8 rating and a 24 share, marking the highest-rated SEC Championship Game in history. The game matched the No. 1 Florida Gators (12-0) vs. the No. 2 Alabama Crimson Tide (12-0).

The SEC Championship Game has drawn 23 capacity crowds in its 25-year history. Only 1993 (Birmingham) and 1995 (Atlanta) were not sellouts.

The SEC, along with AMB Sports & Entertainment (AMBSE) and the Georgia World Congress Center Authority (GWCCA), have an agreement to host the SEC Championship Game at Mercedes-Benz Stadium in Atlanta through 2026. The new agreement allows the SEC the option of adding up to two successive five-year extensions.

The Georgia Dome hosted the SEC Championship Game for 23 years beginning in 1994, with capacity crowds in the last 21 consecutive years. By the end of the new agreement, including options, the Championship will have been played in Atlanta a total of 43 years.

CHAMPIONSHIP GAME QUICK FACTS

Date: Saturday, December 2
Site: Mercedes-Benz Stadium; Atlanta, Ga.

Capacity: 73,000

Time: 4 p.m. ET

Television: CBS Sports

For Tickets:
SEC TICKET OFFICE
2201 RICHARD ARRINGTON BLVD. NORTH
BIRMINGHAM, AL 35203
205 458-3000
WWW.SECTICKETOFFICE.COM

Mercedes-Benz Stadium Contract: Through 2026 game

CBS Sports Contract: Through 2024 game

Highest TV Rating: 11.8 (24 share) – 2009

Largest Crowd: 83,091 (Alabama vs. Florida, Legion Field) – 1992

Largest Georgia Dome Crowd: 75,892 (Alabama vs. Florida) - 2008



2016 SEC CHAMPIONSHIP GAME

ATLANTA - Alabama (13-0, No. 1 CFP) unleashed all its weapons against the Florida Gators, scoring off an interception and a blocked punt in the first half, snuffing out their last gasp with a goal-line stand, and wearing down Florida at the end with a dominant running game in a 54-16 victory at the Georgia Dome.

The Crimson Tide bolted to a 16-9 lead in the first quarter, despite being held to minus-7 yards and no first downs. Minkah Fitzpatrick returned an interception 44 yards for a touchdown, and Josh Jacobs went 27 yards for a score with a blocked punt. A field goal was set up by another pick — one of three thrown by Florida quarterback Austin Appleby in the first half.

The Tide led 33-16 at halftime and iced the victory with scoring drives of 98 and 91 yards, sparked by a goal-line stand that finished off the last gasp by the Gators (8-4, No. 15 CFP). It was most points surrendered by Florida since a 62-24 loss to Nebraska in the 1996 Fiesta Bowl.

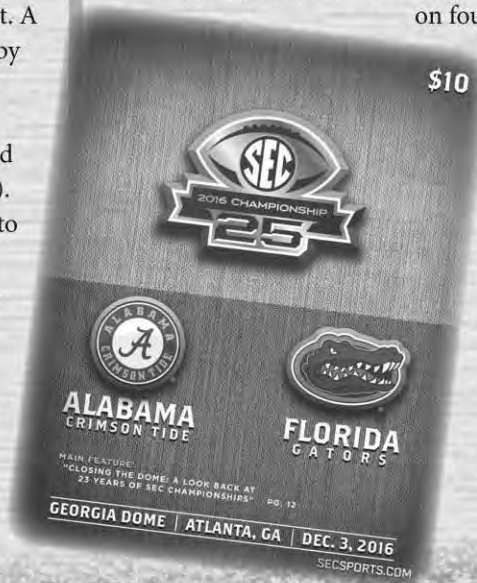
The Gators marched the length of the field on their opening possession, the first touchdown given up by the Tide in more than 17 quarters. They had another long TD drive near the

end of the first half to give themselves a glimmer of hope.

The last of those hard times came when Florida drove to the Crimson Tide 1 in the third quarter. Jordan Scarlett attempted to leap over the line on third-and-goal, but he never got off the ground. Rashaan Evans, who took over after Shaun Dion Hamilton went out with a likely season-ending knee injury, blew by his blocker and slammed the running back for a 1-yard loss.

Appleby then threw incomplete in the back of the end zone on fourth down, giving the Tide all the momentum.

\$10 Alabama finished with 174 yards rushing in the second half. The bulk of the carries went to bruising sophomore Bo Scarbrough, who had two short touchdown runs and finished with 91 yards on 11 carries.



2016 SEC CHAMPIONSHIP

December 3 • Atlanta, Ga. • Georgia Dome (74,632)

SCORING SUMMARY

Alabama	16	17	7	14	=	54
Florida	9	7	0	0	=	16

- 1st 9:51 UF - Antonio Callaway 5 yd pass from Austin Appleby (Eddy Pineiro kick), UF 7, UA 0
 6:58 UA - Adam Griffith 31 yd field goal, UF 7, UA 3
 5:06 UA - Minkah Fitzpatrick 44 yd interception return (Adam Griffith kick), UA 10, UF 7
 1:42 UA - Josh Jacobs 27 yd blocked punt return (Adam Griffith kick blocked), UA 16, UF 7
 1:42 UF - David Reese PAT return, UA 16, UF 9
- 2nd 11:55 UA - Gehrig Dieter 6 yd pass from Jalen Hurts (Adam Griffith kick), UA 23, UF 9
 6:27 UA - Adam Griffith 25 yd field goal, UA 26, UF 9
 3:47 UA - Josh Jacobs 6 yd run (Adam Griffith kick), UA 33, UF 9
 00:19 UF - DeAndre Goolsby 25 yd pass from Austin Appleby (Eddy Pineiro kick), UA 33, UF 16
- 3rd 3:32 UA - Bo Scarbrough 2 yd run (Adam Griffith kick), UA 40, UF 16
- 4th 9:15 UA - Bo Scarbrough 1 yd run (Adam Griffith kick), UA 47, UF 16
 3:48 UA - Derrick Gore 10 yd run (Andy Pappanastos kick), UA 54, UF 16

TEAM STATISTICS

	UA	UF
FIRST DOWNS	18	16
RUSHES-YARDS (NET)	38-234	30-0
PASSING YDS (NET)	138	261
Passes Att-Comp-Int	20-11-0	39-26-3
TOTAL OFFENSE PLAYS-YARDS	58-372	69-261
Fumble Returns-Yards	0-0	0-0
Punt Returns-Yards	4-117	8-45
Kickoff Returns-Yards	0-0	5-145
Interception Returns-Yards	3-84	0-0
Punts (Number-Avg)	2-40.5	5-43.6
Fumbles-Lost	1-0	1-0
Penalties-Yards	2-14	7-53
Possession Time	24:52	35:08
Third-Down Conversions	5-of-10	7-of-16
Fourth-Down Conversions	0-of-0	0-of-2
Red-Zone Scores-Chances	7-7	1-2
Sacks By: Number-Yards	4-36	2-11

INDIVIDUAL STATISTICAL LEADERS

RUSHING: UA - Bo Scarbrough 11-91, Damien Harris 8-86, Josh Jacobs 6-35, Derrick Gore 4-21. UF - Jordan Scarlett 11-17, Mark Thompson 5-16, Lamical Perine 3-8, Jordan Cronkite 1-2.

PASSING: UA - Jalen Hurts 11-20-1-138-0. UF - Austin Appleby 26-39-2-261-3.

RECEIVING: UA - Calvin Ridley 4-43, ArDarius Stewart 3-42, O.J. Howard 2-41, Josh Jacobs 1-6. UF Brandon Powell 9-59, DeAndre Goolsby 7-91, Antonio Callaway 6-63, C'yontai Lewis 2-10.

INTERCEPTIONS: UA - Minkah Fitzpatrick 1-44, Tony Brown 1-0, Raekwon Davis 1-40. UF - none.

FUMBLES: UA - Jalen Hurts 1-0. UF - Chris Thompson 1-0.



Alabama's Bo Scarbrough rushed for 91 yards and a pair of touchdowns.



Florida quarterback Austin Appleby finished the game with 261 passing yards.



Alabama's Reuben Foster led the team with 11 tackles, including 2.0 sacks, and was named the game's Most Valuable Player.

SEC CHAMPIONSHIP GAMES

Year	Score	Attend.	MVP
1992	Alabama 28, Florida 21	83,091	Antonio Langham, Alabama
1993	Florida 28, Alabama 13	76,345	Terry Dean, Florida
1994	Florida 24, Alabama 23	74,751	Ellis Johnson, Florida
1995	Florida 34, Arkansas 3	71,325	Danny Wuerffel, Florida
1996	Florida 45, Alabama 30	74,132	Danny Wuerffel, Florida
1997	Tennessee 30, Auburn 29	74,896	Peyton Manning, Tennessee
1998	Tennessee 24, Mississippi State 14	74,795	Peerless Price, Tennessee
1999	Alabama 34, Florida 7	71,500	Freddie Milons, Alabama
2000	Florida 28, Auburn 6	73,427	Rex Grossman, Florida
2001	LSU 31, Tennessee 20	74,843	Matt Mauck, LSU
2002	Georgia 30, Arkansas 3	74,835	David Greene, Georgia
2003	LSU 34, Georgia 13	74,913	Justin Vincent, LSU
2004	Auburn 38, Tennessee 28	74,892	Jason Campbell, Auburn
2005	Georgia 34, LSU 14	73,717	D.J. Shockley, Georgia
2006	Florida 38, Arkansas 28	73,374	Percy Harvin, Florida
2007	LSU 21, Tennessee 14	73,832	Ryan Perrilloux, LSU
2008	Florida 31, Alabama 20	75,892	Tim Tebow, Florida
2009	Alabama 32, Florida 13	75,514	Greg McElroy, Alabama
2010	Auburn 56, South Carolina 17	75,802	Cam Newton, Auburn
2011	LSU 42, Georgia 10	74,515	Tyrann Mathieu, LSU
2012	Alabama 32, Georgia 28	75,624	Eddie Lacy, Alabama
2013	Auburn 59, Missouri 42	75,632	Tre Mason, Auburn
2014	Alabama 42, Missouri 13	73,526	Blake Sims, Alabama
2015	Alabama 29, Florida 15	75,320	Derrick Henry, Alabama
2016	Alabama 54, Florida 16	74,632	Reuben Foster, Alabama

2015 SEC CHAMPIONSHIP GAME ALABAMA 29, FLORIDA 15



Derrick Henry rushed for 189 bruising yards and second-ranked Alabama defeated No. 18 Florida 29-15 in the 2015 SEC Championship Game.

The Crimson Tide held the Gators to just three yards of offense in the second and third quarters, assuring itself of a spot in the College Football Playoff semifinals.

Florida briefly grabbed a 7-2 lead on Antonio Callaway's 85-yard punt return for a touchdown early in the second quarter, but Alabama took control from there.

Henry came into the game as a Heisman favorite and finished with a staggering 44 carries against one of the nation's top defenses to earn MVP honors. He put Alabama ahead to stay on a 2-yard run late in the first half, and looked as fresh at the end of the game as he did at the beginning, carrying the ball right to the final seconds.

Henry tied the SEC record for touchdowns in a season (23) and eclipsed Herschel Walker's 34-year-old conference mark for rushing yards in a year, pushing his total to 1,986.

The expected defensive slugfest — both teams were among the nation's leaders in numerous categories — played out in the first half, though Alabama clearly had the superior team. The Tide led just 12-7 at the break, scoring a safety off a blocked punt, setting for a field goal after a long drive, and turning it over deep in Florida territory.

The Tide complemented its pound-and-ground offense with a couple of huge passing plays. Calvin Ridley leaped between two Florida defenders to pull down a 55-yard pass at the Florida 2, setting up Henry's touchdown. ArDarius Stewart made an even more spectacular grab in the third quarter, going up in traffic to snare a 32-yard scoring pass before flipping to the turf on his head.

SCORING SUMMARY

Florida	0	7	0	8	=	15
Alabama	2	10	10	7	=	29

1st 9:05 UA - Team Safety, UA 2,

2nd 11:53 UF - Antonio Callaway 85 Yd Punt Return (Neil MacInnes kick), 3-2, 1:17, UF 7, UA 2

5:45 UA - Adam Griffith 28 FG, 14-64, 6:08, UF 7, UA 5

2:26 UA - Derrick Henry 2 run, 3-58, 1:02 (Adam Griffith kick), UA 12, UF 7

3rd 8:04 UA - Adam Griffith 30 FG, 12-65, 6:56, UA 15, UF 7

2:49 UA - ArDarius Stewart 32 pass from Jake Coker (Adam Griffith kick), 10-81, 4:47, UA 22, UF 7

4th 8:50 UA - Richard Mullaney 9 pass from Jake Coker (Adam Griffith kick), 9-58, 4:26, UA 29, UF 7

5:02 UF - C.J. Worton 46 pass from Treon Harris (Harris run for 2-pt conv.), 3-81, 0:59, UA 29, UF 15

INDIVIDUAL STATISTICAL LEADERS

RUSHING: UF - Kelvin Taylor 7-8, Jordan Cronkrite 2-8, Jordan Scarlett 1-3, Treon Harris 11-(4). UA - Derrick Henry 44-189-1, Jake Coker 8-23, Kenyan Drake 4-14, ArDarius Stewart 1-5, Calvin Ridley 1-2.

PASSING: UF - Treon Harris 9-24-0-165-1. UA - Jake Coker 18-26-0-204-2.

RECEIVING: UF - Jake McGee 3-43, Valdez Showers 2-22, Antonio Callaway 1-46, C.J. Worton 1-46-1, DeAndre Goolsby 1-15, Treon Harris 1-(7). UA - Calvin Ridley 8-102, ArDarius Stewart 4-64-1, Richard Mullaney 3-22-1, Kenyan Drake 3-16.

INTERCEPTIONS: UF - None. UA - Marlon Humphrey 1-(1)

FUMBLES: UF - Antonio Callaway 1-0; UA - Jake Coker 1-0, Derrick Henry 1-1.

2014 SEC CHAMPIONSHIP GAME ALABAMA 42, MISSOURI 13



Blake Sims threw a pair of touchdown passes in an MVP performance that carried top-ranked Alabama to a 42-13 win over No. 14 Missouri to win the SEC Championship.

Sims completed 23 of 27 passes for 262 yards as Alabama pulled away with a 21-point fourth quarter. T.J. Yeldon and Derrick Henry each had a couple of touchdown runs.

It was also a big night for Alabama wide receiver Amari Cooper, who had 12 catches for 83 yards. With 115 catches on the year he broke the SEC record of 113 set by Vanderbilt's Jordan Matthews in 2013. His 83 yards gives him 1,656 on the season, just 83 yards shy of the season record set by LSU's Josh Reed in 2001.

Cooper's 12 catches broke the SEC Championship game record of 11 set by Florida's Reidel Anthony in 1995.

Missouri (10-3), which won the SEC East, fell behind 21-3 at halftime but then scored 10 unanswered points to come within eight, 21-13, on an Andrew Baggett field goal with 4:37 left in the third quarter.

The Tide went 68 yards in 10 plays — never even going to third down — to seize a 7-0 lead less than 4 minutes into the game.

Missouri, which reached the title game for the second year in a row, managed to stay in this one much of the way thanks to Maty Mauk's deep passing. He completed throws of 63, 47, 32 and 26 yards.

After a series of short throws, Sims suddenly went deep on a 58-yard touchdown pass to DeAndrew White that made it 14-0 early in the second quarter. On the first snap of the fourth quarter, Sims, the fifth-year senior hooked up with Christian Jones on a 6-yard TD toss that stretched the lead to 28-13. Henry tacked on a couple of touchdown runs to make it a blowout. He finished with 141 yards on 20 carries.

Missouri struggled to run against the Tide defense, limited to 41 yards on 23 carries. Mauk was 16 of 34 for 272 yards.

SCORING SUMMARY

Alabama	7	14	0	21	=	42
Missouri	0	3	10	0	=	13

1st: 11:24 UA - T.J. Yeldon 1 run (Adam Griffith kick), 10-68, 3:36, UA 7, MU 0

2nd: 11:48 UA - DeAndrew White 58 pass from Blake Sims (Adam Griffith kick), 1-58, 0:10, UA 14, MU 0

8:30 MU - Andrew Baggett 33 FG, 9-58, 3:12, UA 14, MU 3

2:47 UA - T.J. Yeldon 2 run (Adam Griffith kick), 14-75, 5:43, UA 21, MU 3

3rd: 11:00 MU - Bud Sasser 1 pass from Maty Mauk (Andrew Baggett kick), 10-75, 4:00, UA 21, MU 10

4:37 MU - Andrew Baggett 33 FG, 9-65, 3:25, UA 21, MU 13

4th: 14:55 UA - Christian Jones 6 pass from Blake Sims (Adam Griffith kick), 10-64, 4:34, UA 28, MU 13

7:38 UA - Derrick Henry 26 run (Adam Griffith kick), 8-90, 4:37, UA 35, MU 13

3:38 UA - Derrick Henry 1 run (Adam Griffith kick), 5-62, 2:46, UA 42, MU 13

INDIVIDUAL STATISTICAL LEADERS

Rushing: UA - Derrick Henry 20-141-2, T.J. Yeldon 14-47-2, Tyren Jones 3-26, Blake Sims 9-19, Amari Cooper 1-9, Jalston Fowler 1-2. MU - Rus Hansbrough 13-21, Marcus Murphy 7-20, Ish Witter 1-1, Maty Mauk 2-(1).

Passing: UA - Blake Sims 23-27-0-262-2. MU - Maty Mauk 16-34-0-272-1.

Receiving: UA - Amari Cooper 12-83, DeAndrew White 4-101-1, Christian Jones 3-40-1, O.J. Howard 2-20, Jalston Fowler 1-13, Brian Fogler 1-5. MU - Jimmie Hunt 6-169, Bud Sasser 5-31-1, Darius White 3-56, Marcus Murphy 1-11, Sean Culkin 1-5.

Interceptions: UA - None. MU - None.

Fumbles: UA - Blake Sims 2-0; Team 1-0. MU - Darius White 1-1; Team 1-0.

2013 SEC CHAMPIONSHIP GAME AUBURN 59, MISSOURI 42



Tre Mason rushed for 304 yards at the Georgia Dome to lead No. 3 Auburn to a 59-42 win against No. 5 Missouri in the highest-scoring Southeastern Conference Championship Game in the event's 22-year history.

It marked the eighth all-time SEC Championship for Auburn (12-1), which also won the SEC Championship Game in 2004 and 2010.

Mason, the 2013 SEC Championship Game Most Valuable Player, rushed 46 times for 304 yards with four touchdowns. The previous SEC Championship game rushing record was 201 yards by LSU's Justin Vincent in 2003.

The 101 combined points scored between the teams shattered the previous record of 75 combined points scored between Florida and Alabama in the 1996 edition of the game.

Auburn racked up 677 yards of total offense, including 545 on the ground. Quarterback Nick Marshall, who went 9-of-11 through the air for 132 yards and one touchdown, rushed for 115 yards with a score. Marshall and Mason combined for 421 of their team's 545 rushing yards.

Auburn wide receiver Sammie Coates caught six passes for 94 yards with his team's first touchdown.

Missouri (11-2) quarterback James Franklin went 21-of-37 for 303 yards with three scoring strikes. Tailback Henry Josey rushed nine times for 123 yards, while Franklin himself accumulated 62 yards on the ground. Wide receiver Dorial Green-Beckham finished with six catches for 144 yards.

Auburn set championship game team records for rushing first downs, rushing attempts, rushing yards and rushing touchdowns with 26, 74, 545 and seven, respectively. It broke Alabama records of 53 attempts in 2009, 18 rushing first downs and 350 rushing yards in 2012. There were three rushing TDs accomplished multiple times.

SCORING SUMMARY

Missouri	10	17	15	0	=	42
Auburn	14	14	17	14	=	59

1st: 10:50 MU – Andrew Baggett 42 FG, 5-19, 1:08, MU 3, AU 0
 8:22 AU – Sammie Coates 38 pass from Nick Marshall (Cody Parkey kick), 7-75, 2:28, AU 7, MU 3
 5:40 MU – Dorial Green-Beckham 28 pass from James Franklin (Andrew Baggett kick), 7-75, 2:42, MU 10, AU 7
 4:09 AU – Nick Marshall 9 run (Cody Parkey kick), 5-75, 1:31, AU 14, MU 10
 2nd: 13:11 MU – E.J. Gaines 11 fumble recovery (Andrew Baggett kick), MU 17, AU 14
 10:25 AU – Tre Mason 7 run (Cody Parkey kick), 8-75, 2:46, AU 21, MU 17
 7:19 MU – Andrew Baggett 36 FG, 9-58, 3:06, AU 21, MU 20
 6:26 AU – Tre Mason 3 run (Cody Parkey kick), 4-79, 0:47, AU 28, MU 20
 0:18 MU – Dorial Green-Beckham 55 pass from James Franklin (Andrew Baggett kick), 6-92, 0:52, AU 28, MU 27
 3rd: 8:17 AU – Cody Parkey 52 FG, 6-13, 2:05, AU 31, MU 27
 5:35 MU – Marcus Murphy 10 pass from James Franklin (Andrew Baggett kick), 7-75, 2:42, MU 34, AU 31
 3:21 AU – Corey Grant 2 run (Cody Parkey kick), 6-75, 2:14, AU 38, MU 34
 0:31 AU – Cameron Artis-Payne 15 run (Cody Parkey kick), 5-54, 1:26, AU 45, MU 34
 0:09 MU – James Franklin 5 run (James Franklin rush), 2-75, 0:22, AU 45, MU 42
 4th: 11:09 AU – Tre Mason 1 run (Cody Parkey kick), 8-75, 4:00, AU 52, MU 42
 4:22 AU – Tre Mason 13 run (Cody Parkey kick), 1-13, 0:05 AU 59, MU 42

INDIVIDUAL STATISTICAL LEADERS

Rushing: MU - Henry Josey 9-123, James Franklin 15-62-1, Rus Hansbrough 6-36, Marcus Murphy 4-10. AU - Tre Mason 46-304-4, Nick Marshall 16-101-1, Corey Grant 5-65-1, Ricardo Louis 3-43, Cameron Artis-Payne 2-36-1.
 Passing: MU - James Franklin 21-37-1-303-3. AU - Nick Marshall 9-11-0-132-1.
 Receiving: MU - Dorial Green-Beckham 6-144-2, Marcus Lucas 5-50, Marcus Murphy 3-40-1, Bud Sasser 3-34, L'Damian Washington 3-29, Jimmie Hunt 1-6. AU - Sammie Coates 6-94-1, Trovon Reed 1-23, Tre Mason 1-8, Ricardo Louis 1-7.
 Interceptions: MU - None. AU - Jermaine Whitehead 1-0.
 Fumbles: MU - Marcus Lucas 1-0. AU - Nick Marshall 3-2.

2012 SEC CHAMPIONSHIP GAME ALABAMA 32, GEORGIA 28



Amari Cooper's 45-yard touchdown reception with 3:15 remaining Saturday lifted No. 2 Alabama to its 23rd all-time Southeastern Conference Football Championship with a 32-28 victory against No. 3 Georgia at the Georgia Dome in a game that featured more than its fair share of twists and turns. The contest was played in front of 75,624 fans, the fifth-largest crowd in SEC Championship Game history.

Alabama (12-1) trailed 28-25 with 12:54 remaining in the game following a 10-yard rushing touchdown by Georgia's Todd Gurley. After several unsuccessful drives by both teams, the Crimson Tide received the ball back with 5:24 left.

That's when Alabama developed a penchant for passing in a game that had been dominated by solid ground games from both teams. Crimson Tide quarterback AJ McCarron found Cooper streaking down the left sideline for what would be the game-winning touchdown pass.

Cooper had seven catches for 127 yards in the game (18.1 avg).

McCarron finished the game 13-of-21 passing with one critical scoring strike. SEC Championship Game Most Valuable Player Eddie Lacy rushed 20 times for a game-high 181 yards with two touchdowns, while T.J. Yeldon had 25 attempts for 153 yards, marking the first time in SEC Championship Game history that two players on the same team rushed for better than 100 yards.

Georgia (11-2) marched down the field on its final drive of the game with one last opportunity to reclaim the advantage in a contest that featured six lead changes. With 15 seconds remaining and the Bulldogs on the Alabama eight-yard line, quarterback Aaron Murray tossed a pass that was tipped and fallen on by Chris Conley at the five-yard line, but the clock expired to end the game.

Murray finished 18-of-33 from scrimmage for 265 yards passing with a touchdown. Gurley led Georgia's ground game with 23 carries for 122 yards with a pair of scores.

SCORING SUMMARY

Alabama	0	10	8	14	=	32
Georgia	0	7	14	7	=	28

2nd: 13:59 UG – Jay Rome 19 yd pass from Aaron Murray (Marshall Morgan kick), 13-87 4:48, UA 0 – UG 7
 01:59 UA – Eddie Lacy 41 yd run (Jeremy Shelley kick), 6-70 3:05, UA 7 – UG 7
 00:00 UA – Jeremy Shelley 22 yd field goal, 6-42 1:15, UA 10 – UG 7
 3rd: 12:09 UG – Todd Gurley 3 yd run (Marshall Morgan kick), 9-75 2:51, UA 10 – UG 14
 06:31 UG – Alec Ogletree 55 yd blocked FG return (Marshall Morgan kick), UA 10 – UG 21
 04:19 UA – T.J. Yeldon 10 yd run (T.J. Yeldon rush), 4-77 2:12, UA 18 – UG 21
 4th: 14:57 UA – Eddie Lacy 1 yd run (Jeremy Shelley kick), 7-74 3:07, UA 25 – UG 21
 12:54 UG – Todd Gurley 10 yd run (Marshall Morgan kick), 5-75 2:03, UA 25 – UG 28
 03:15 UA – Amari Cooper 45 yd pass from AJ McCarron (Jeremy Shelley kick), 4-55 2:09, UA 32 – UG 28

INDIVIDUAL STATISTICAL LEADERS

Rushing: UA - Eddie Lacy 20-181; T.J. Yeldon 25-153; AJ McCarron 6-16. UG - Todd Gurley 23-122; Keith Marshall 2-3; Aaron Murray 4-minus 12.
 Passing: UA - AJ McCarron 13-21-1-162. UG - Aaron Murray 18-33-1-265; Arthur Lynch 1-1-0-16.
 Receiving: UA - Amari Cooper 8-128; Eddie Lacy 2-7; M. Williams 2-5; Christian Jones 1-22. UG - Tavarres King 5-142; Malcolm Mitchell 4-40; Arthur Lynch 3-50; Todd Gurley 3-3; Chris Conley 2-11; Jay Rome 1-19; Sanders Commings 1-16.
 Interceptions: UA - H. Clinton-Dix 1-35. UG - Sanders Commings 1-0.
 Fumbles: UA - AJ McCarron 1-1; Cyrus Jones 1-0; Eddie Lacy 1-0. UG - None.

2012 SEC CHAMPIONSHIP GAME LSU 42, GEORGIA 10



Tyrann Mathieu turned in an MVP performance when LSU needed him most, running back a punt 62 yards for a touchdown, setting up another score with a fumble recovery and finally finishing off No. 12 Georgia with his best play yet, a whirling dervish of a return that led to the decisive TD of a 42-10 victory in the Southeastern Conference championship game Saturday.

LSU (13-0) advanced to a spot in the BCS title game in New Orleans, just 75 miles from its Baton Rouge campus. The Tigers opponent will be announced Sunday night, but SEC West rival and No. 2 Alabama.

The Bulldogs tried to really shake things up, racing to a 10-0 lead that could've been even bigger if they hadn't dropped a pair of potential touchdown passes in the first quarter.

But, thanks to Mathieu, the deficit was only 10-7 when the teams went to the locker room. He took a punt at his own 38, found an opening and was gone – all the way to the end zone for his second punt return for a touchdown in as many weeks.

That was long forgotten by the time the fearless sophomore was done.

On Georgia's first possession of the second half, quarterback Aaron Murray tried to scramble for a first down but had the ball knocked loose just before he hit the turf. Who was there to fall on it at the Bulldogs 26?

Mathieu, of course, his fifth fumble recovery of the season.

LSU quickly seized its first lead. The Tigers finally picked up a first down, then freshman Kenny Hilliard broke off a 15-yard run for the first of his three touchdowns. Normally, that would've been more than enough to win the game's MVP award. Not even close on this day.

The 5-foot-9, 175-pounder cradled the ball, took off down the center of the field, cut back to his left, stutter-stepped and turned on a burst of speed, basically came to a stop around the Georgia 30, then took off again and was finally dragged down at the 17.

LSU took control with a 21-point third quarter, coming back from a double-digit deficit for the second week in a row and leaving little doubt that it's the best team in country heading into bowl season. The only other unbeaten team, Houston, was blown out in the Conference USA championship game Saturday. All the other top teams have at least one loss.

SCORING SUMMARY

Georgia	10	0	0	0	=	10
LSU	0	7	21	14	=	42

UG – Blair Walsh 40 FG (1st, 11:45)
 UG – Aron White 12 pass from Aaron Murray (Walsh kick) (1st, 00:42)
 2nd Quarter
 LS – Tyrann Mathieu 62 punt return (Drew Alleman kick) (2nd, 5:48)
 LS – Kenny Hilliard 15 run (Alleman kick) (3rd, 12:51)
 3rd Quarter
 LS – Hilliard 4 run (Alleman kick) (3rd, 10:37)
 LS – Hilliard 8 pass from Jordan Jefferson (Alleman kick) (3rd, 3:45)
 4th Quarter
 LS – Alfred Blue 48 run (Alleman kick) (4th, 6:17)
 LS – Morris Claiborne 45 interception return (4th, 4:21)

INDIVIDUAL STATISTICAL LEADERS

Rushing: UG-Malcome 5-37; Thomas 7-28, Crowell 10-15. LS-Blue 8-94-1 TD; Hilliard 8-72-2 TDs; Ford 6-34; Ware 6-13.

Passing: UG-Murray 16-of-40, 163 yards, 1 TD, 2 INT; Mason 4-of-11, 55 yards; 0 TD, 0 INT. LS-Jefferson 5-of-13, 30 yards, 1 TD, 0 INT.

Receiving: UG-Charles 4-42; Mitchell 4-32; King 3-59; Conley 3-40. LS-Randle 2-15; Ware 1-9; Hilliard 1-8-1 TD.

Defense: UG-Ogletree 6 TT (5-1), 1 Sack; Williams 5 TT (4-1); Rambo 5 TT (4-1). LS-Reid 7 TT (5-2); Brockers 6 TT (6-0), 2 TFL, 1 FF, 1 PBU; Minter 6 TT (4-2), 1 PBU.

2010 SEC CHAMPIONSHIP GAME AUBURN 56, SOUTH CAROLINA 17



Cam Newton left nothing to chance. He ran and passed the Auburn Tigers to a shot at the national championship they were denied six years ago, and he might as well start working on that Heisman pose, too.

Newton passed for a career-high 335 yards and four touchdowns, plus ran for a pair of TDs in an MVP performance that led Auburn to the Southeastern Conference championship with a 56-17 rout of Steve Spurrier and South Carolina on Saturday.

The Tigers, who came into the day sitting atop the Bowl Championship Series standings, must wait 24 hours before getting the official word, but it's nothing more than a formality: They'll be playing Oregon for the national title on Jan. 10 in Glendale, Ariz.

Hard to imagine the Heisman vote even being close after the 6-foot-6, 250-pound junior followed Tim Tebow as only the second player in the history of the top division to run AND pass for 20 touchdowns in a season. He slipped away from defenders with his surprising quickness, buying extra time to throw. He broke tackles with his power, not at all shocking given that he outweighed all three of South Carolina's starting linebackers by at least 25 pounds.

Or he just ran right over 'em. Newton guided the Tigers (13-0) to touchdowns on their first three possessions, though South Carolina (9-4) was in the game as halftime approached. Trailing only 21-14, the Gamecocks simply had to knock down Newton's last-gasp pass on the final play before the break.

They couldn't even do that. Newton heaved one up and DeVonte Holloman, standing in front of Terrell Zachery, leaped to tip it away. But the deflected ball went right to Darvin Adams for an improbable 51-yard touchdown that changed the complexion of the game. After South Carolina missed a field goal on the first possession of the second half, it was all Tigers.

The Tigers set an SEC championship game record for scoring and piled up 589 yards. Newton had a hand in 408 of them, breaking his previous best of 317 yards passing against Chattanooga and leading Auburn in rushing with 14 carries for 73 yards. Despite two big drops, Adams set another SEC championship record with 217 yards on seven receptions.

SCORING SUMMARY

Auburn	21	7	14	14	=	56
South Carolina	7	7	0	3	=	17

1st Quarter
 13:20 AU - Onterio McCalebb 12 yd pass from Cam Newton (Wes Byrum kick), AU 7 - SC 0
 09:53 SC - Patrick DiMarco 25 yd pass from Stephen Garcia (Spencer Lanning kick), AU 7 - SC 7
 05:31 AU - Cam Newton 5 yd run (Wes Byrum kick), AU 14 - SC 7
 02:09 AU - Darvin Adams 54 yd pass from Cam Newton (Wes Byrum kick), AU 21 - SC 7
 2nd Quarter
 00:16 SC - Alshon Jeffery 1 yd pass from Stephen Garcia (Spencer Lanning kick), AU 21 - SC 14
 00:00 AU - Darvin Adams 51 yd pass from Cam Newton (Wes Byrum kick), AU 28 - SC 14
 3rd Quarter
 07:56 AU - Cam Newton 1 yd run (Wes Byrum kick), AU 35 - SC 14
 07:23 AU - T'Sharvan Bell 10 yd interception return (Wes Byrum kick), AU 42 - SC 14
 4th Quarter
 11:14 AU - Emory Blake 7 yd pass from Cam Newton (Wes Byrum kick), AU 49 - SC 14
 07:48 SC - Spencer Lanning 33 yd field goal, AU 49 - SC 17
 02:22 AU - Mario Fannin 6 yd run (Wes Byrum kick), AU 56 - SC 17

INDIVIDUAL STATISTICAL LEADERS

Rushing: Auburn-Cam Newton 14-73; Michael Dyer 14-64; Barrett Trotter 2-37; Onterio McCalebb 3-30; Mario Fannin 6-28; Terrell Zachery 1-3; Kodi Burns 2-3. South Carolina-M. Lattimore 16-84; Connor Shaw 6-49; Stephen Garcia 7-18; Brian Maddox 1-5.

Passing: Auburn-Cam Newton 17-28-0-335; Barrett Trotter 1-1-0-16. South Carolina-Stephen Garcia 16-28-2-170; Connor Shaw 4-5-0-23.

Receiving: Auburn-Darvin Adams 7-217; Emory Blake 5-63; Eric Smith 2-23; PhillipLutzenkirchen 1-18; Derek Winter 1-16; Onterio McCalebb 1-12; Terrell Zachery 1-2. South Carolina-Alshon Jeffery 4-36; M. Lattimore 3-36; Tori Gurley 3-32; D.L. Moore 3-30; Ace Sanders 3-9; Patrick DiMarco 2-38; Mike Triglia 1-9; Kenny Miles 1-3.

Interceptions: Auburn-T'Sharvan Bell 1-10; Daren Bates 1-0. South Carolina-None.

Fumbles: Auburn-Cam Newton 1-1. South Carolina-None.

2009 SEC CHAMPIONSHIP GAME ALABAMA 32, FLORIDA 13



The No. 2 Alabama Crimson Tide won its 22nd Southeastern Conference Championship by beating No. 1 Florida, 32-13 with a balanced attack that gave the Tide its first league title since 1999. Alabama is now 13-0 on the season while the Gators fell to 12-1. It marked the first time in the history of the SEC Championship Game that both teams came in undefeated.

"Our entire team played great. Greg [McElroy] played great. Mark [Ingram] played great. Julio [Jones] played great," Alabama head coach Nick Saban said. "Really, most of the credit goes to our guys up front on the offensive line. This is a great win for our program."

Alabama amassed 490 yards of total offense against a Florida defense that had been limiting its opponents to an average of 230 yards per game this season.

Junior quarterback Greg McElroy, who threw for 239 yards and a touchdown on 12 completions, was named the game's most valuable player.

"It's been such an incredible season," McElroy said. "We started the season here (in the Georgia Dome) with a win and were able to win a championship today. I can't say enough about my offensive line, (and) we have the greatest coaching staff in the country."

Sophomore running back Mark Ingram rushed for 113 yards on 28 carries including three rushing touchdowns. He is now the Tide's all-time single-season rushing leader with 1,542, surpassing Bobby Humphrey's 1986 record of 1,471 and becomes the first Alabama rusher to go over 1,500 yards in a season. His three touchdowns tied an SEC Championship Game record. Ingram also caught two passes for 76 yards.

Sophomore Marquis Maze led the Crimson Tide receivers with five catches for 96 yards.

Sophomore Mark Barron, junior Kareem Jackson and senior Rolando McClain led the Crimson Tide defense with seven, six and five tackles, respectively.

Alabama has now won an SEC title in every decade since winning the league's first title in 1933. The Tide's 22 championships ranks first in SEC history.

SCORING SUMMARY

Florida	3	10	0	0	=	13
Alabama	9	10	7	6	=	32

1st: 10:37 UA - Leigh Tiffin 48 yd field goal, 9-47 4:23, UF 0 - UA 3
 05:33 UA - Mark Ingram 7 yd run (Leigh Tiffin kick failed), 8-76 3:56, UF 0 - UA 9
 00:28 UF - C. Sturgis 48 yd field goal, 12-56 5:05, UF 3 - UA 9

2nd: 06:03 UA - Leigh Tiffin 34 yd field goal, 12-68 5:47, UF 3 - UA 12
 04:31 UF - D. Nelson 23 yd pass from T. Tebow (C. Sturgis kick), 4-70 1:32, UF 10 - UA 12
 03:32 UA - Mark Ingram 3 yd run (Leigh Tiffin kick), 2-72 0:59, UF 10 - UA 19
 01:18 UF - C. Sturgis 32 yd field goal, 5-65 2:14, UF 13 - UA 19

3rd: 09:53 UA - Colin Peek 17 yd pass from Greg McElroy (Leigh Tiffin kick), 5-74 2:48, UF 13 - UA 26

4th: 13:49 UA - Mark Ingram 1 yd run (Greg McElroy pass failed), 17-88 8:47, UF 13 - UA 32

INDIVIDUAL LEADERS

Rushing: Florida-T. Tebow 10-63; B. James 1-9; J. Demps 1-9; C. Rainey 2-7. Alabama-Mark Ingram 28-113; T. Richardson 11-80; Roy Upchurch 7-57; Greg McElroy 4-10; Team 3-minus 9.

Passing: Florida-T. Tebow 20-35-1-247. Alabama-Greg McElroy 12-18-0-239.

Receiving: Florida-A. Hernandez 8-85; D. Nelson 4-53; R. Cooper 3-77; D. Thompson 2-22; B. James 1-9; O. Hines 1-4; E. Moody 1-minus 3. Alabama-Marquis Maze 5-96; Colin Peek 3-39; Mark Ingram 2-76; Julio Jones 2-28.

Interceptions: Florida-None. Alabama-Javier Arenas 1-0.

Fumbles: Florida-None. Alabama-Team 1-0.

2008 SEC CHAMPIONSHIP GAME FLORIDA 31, ALABAMA 20



Eastern Division champion Florida used two fourth quarter touchdowns to erase a 20-17 deficit to defeat Western Division Alabama, 31-20, in the 17th SEC Football Championship Game, held Dec. 6 at the Georgia Dome in Atlanta. It marked the first time in SEC history two teams ranked No. 1 and No. 2 in the polls met head-to-head on the field.

A Georgia Dome record crowd of 75,892 was on hand as the two teams traded leads through the first three quarters.

Florida QB Tim Tebow was voted the game's Most Valuable Player. The Jacksonville, Fla., junior completed 14-of-22 passes for 216 yards and three touchdowns and also led the Gators in rushing with 57 yards on 17 carries. Tebow's five-yard TD pass to Riley Cooper with 2:50 left in the game gave the Gators the security of the win.

Florida came out of the gate first, with Tebow hitting Carl Moore with a three-yard TD pass at the 8:17 mark of the first quarter, giving the Gators a 7-0 lead. Alabama answered with a Glen Coffee 18-yard TD run on the next drive. The Tide followed that up with a Leigh Tiffin 30-yard field goal for a 10-7 end of first quarter lead.

The Gators bounced back. Jonathan Phillips hit a 19-yard field goal to tie the score, 10-10. With 2:59 left in the first half, Tebow found David Nelson for a five-yard TD strike and Florida went into the locker room with a 17-10 lead.

Alabama controlled the ball for much of the third quarter. The Tide engineered a 15-play, 91-yard drive on its opening possession of the half. It was capped by Mark Ingram's 2-yard TD run to tie the score, 17-17. With eight seconds left in the third quarter, Tiffin conneted on a 27-yard field goal to give Alabama a 20-17 lead.

Florida took the lead for good with 9:21 left in regulation. Jeff Demps scored from the one-yard line to give the Gators a 24-20 lead. Florida's defense held the Tide on its next drive and Tebow hit Cooper for the final margin, 31-20.

SCORING SUMMARY

Alabama	10	0	10	0	=	20
Florida	7	10	0	14	=	31

UF - Carl Moore 3 pass from Tim Tebow (Jonathan Phillips kick) (1st, 8:17)
 UA - Glen Coffee 18 run (Leigh Tiffin kick) (1st, 7:23)
 UA - Tiffin 30 FG (1st, 3:28)
 UF - Phillips 19 FG (2nd, 8:59)
 UF - David Nelson 5 pass from Tebow (Phillips kick) (2nd, 2:59)
 UA - Mark Ingram 2 run (Tiffin kick) (3rd, 6:20)
 UA - Tiffin 27 FG (3rd, 0:08)
 UF - Jeff Demps 1 run (Phillips kick) (4th, 9:21)

INDIVIDUAL LEADERS

Rushing: ALABAMA: Coffee 21-112-1 TD; Ingram 8-21-1. FLORIDA: Tebow 17-57-0; Demps 14-53-1; Moody 4-23-0.

Passing: ALABAMA: Wilson 12-25-1, 187 yards, 0 TD. FLORIDA: Tebow 14-22-0, 216, 3 TDs.

Receiving: ALABAMA: Jones 5-124-0 TD, Walker 3-37-0, Hanks 3-19. FLORIDA: Murphy 4-86-0, Hernandez 3-43-0, Nelson 3-27-1 TD; Cooper 2-56-1 TD.

Tackles: ALABAMA: McClain 7 UT-2 AT=9 TT, R. Johnson 7-2=9, Woodall 6-2=8. FLORIDA: Haden 6-2=8; Spikes 5-2=7; Black 4-3=7.

2007 SEC CHAMPIONSHIP GAME LSU 21, TENNESSEE 14



Ryan Perrilloux and the fifth-ranked Tigers beat No. 14 Tennessee 21-14 - victory and suddenly was playing for the national title.

Jonathan Zenon scored on an 18-yard interception return with 9:54 left to rally LSU (11-2) from a 14-13 deficit, then Darry Beckwith picked off another pass by Erik Ainge deep in Tigers territory to seal it.

The Vols led 7-6 at halftime. The game shaded toward the Tigers' side in the second half, with Perrilloux starring in place of injured Matt Flynn.

For a while, it looked as if Tennessee safety Eric Berry might be the star of the game. He made a pair of plays in the third quarter that helped Tennessee take a 14-13 lead and preserve it. Berry recovered a fumble by NCAA sprint star Trindon Holliday that set up Ainge's 6-yard TD pass to Josh Briscoe for a 14-13 edge and later intercepted Perrilloux's pass.

SCORING SUMMARY

Tennessee	7	0	7	0	=	14
LSU	6	0	7	8	=	21

1st: 12:00 UT - Chris Brown 11 yd pass from Erik Ainge (Daniel Lincoln kick)

Scoring Drive: 6 plays, 62 yards, TOP 3:00, UT 7 - LS 0

8:29 LS - Colt David 30 yd field goal

Scoring Drive: 10 plays, 63 yards, TOP 3:31, UT 7 - LS 3

3:07 LS - Colt David 30 yd field goal

Scoring Drive: 9 plays, 58 yards, TOP 3:57, UT 7 - LS 6

2nd: No Scoring

3rd: 11:52 LS - Demetrius Byrd 27 yd pass from Ryan Perrilloux (Colt David kick)

Scoring Drive: 6 plays, 76 yards, TOP 3:08, UT 7 - LS 13

3:09 UT - Josh Briscoe 6 yd pass from Erik Ainge (Daniel Lincoln kick)

Scoring Drive: 9 plays, 66 yards, TOP 3:40, UT 14 - LS 13

4th: 9:54 LS - Jonathan Zenon 18 yd interception return (Ryan Perrilloux rush), UT 14 - LS 21

INDIVIDUAL LEADERS

RUSHING: Tennessee: Foster 21-55-0 TD; Jones 2-39-0. LSU: Hester 23-120-0; Holliday 6-58-0; Williams 5-34-0.

Passing: Tennessee: Ainge 20-40-2, 249, 2 TDs. LSU: Perrilloux 20-30-1, 243, 1 TD.

Receiving: Tennessee: Briscoe 8-79-1 TD; five with 2 catches each. LSU: Doucet 5-29-0; Byrd 4-72-1 TD; LaFell 3-65-0.

Tackles: Tennessee: Mayo 8-7=15; Hefney 6-4=10. LSU: Steltz 5-3=8; Highsmith 3-4=7.

2006 SEC CHAMPIONSHIP GAME FLORIDA 38, ARKANSAS 28



The fourth-ranked University of Florida got second-half touchdowns on a muffed punt, a 67-yard run and a pass from a wide receiver en route to defeating No. 8 Arkansas, 38-28, to win its seventh SEC title.

With UF trailing 21-17 late in the third quarter, Arkansas sophomore Reggie Fish fumbled a punt inside the Razorbacks' five-yard line, allowing freshman cornerback Wondy Pierre-Louis to pounce on the ball in the endzone for a touchdown that gave Florida a 24-21 lead. After the Gator defense forced an Arkansas punt, freshman wide receiver Percy Harvin took off on a career-long 67-yard touchdown run on Florida's first play of the fourth quarter, widening the lead to 31-21.

SCORING SUMMARY

Arkansas	0	7	14	7	=	28
Florida	3	14	7	14	=	38

1st: 06:10 UF - C. Hetland 33 yd field goal; 6 plays, 47 yards, TOP 2:25, AR 0 - UF 3

2nd: 08:54 UF - C. Leak 9 yd run (C. Hetland kick); 1 play, 9 yards, TOP 0:29, AR 0 - UF 10

04:02 UF - P. Harvin 37 yd pass from C. Leak (C. Hetland kick); 8 plays, 74 yards, TOP 3:23, AR 0 - UF 17

01:55 AR - Marcus Monk 48 yd pass from Casey Dick (Jeremy Davis kick); 3 plays, 66 yards, TOP 2:07, AR 7 - UF 17

3rd: 12:06 AR - Felix Jones 2 yd pass from Darren McFadden (Jeremy Davis kick); 7 plays, 32 yards, TOP 2:18, AR 14 - UF 17

08:33 AR - A. Robinson 40 yd interception return (Jeremy Davis kick); AR 21 - UF 17

03:47 UF - W. Pierre-Louis 0 yd fumble recovery (C. Hetland kick); AR 21 - UF 24

4th: 14:22 UF - P. Harvin 67 yd run (C. Hetland kick); 1 play, 67 yards, TOP 0:30, AR 21 - UF 31

12:29 AR - Felix Jones 29 yd pass from C. Washington (Jeremy Davis kick); 4 plays, 63 yards, TOP 1:53, AR 28 - UF 31

09:04 UF - T. Casey 5 yd pass from A. Caldwell (C. Hetland kick); 8 plays, 80 yards, TOP 3:25, AR 28 - UF 38

INDIVIDUAL LEADERS

Rushing: ARK - Darren McFadden 21-73; Felix Jones 13-57; Mitch Mustain 1-2. FLA - Percy Harvin 6-105-1TD; K. Moore 3-32; Tim Tebow 8-32.

Passing: ARK - Casey Dick 10-22-2, 148 yards, 1 TD; D. McFadden 1-3-0, 2 yards, 1 TD; FLA - Chris Leak 16-30-2, 189 yards, 1 TD; A. Caldwell 1-1-0, 5 yards, 1 TD.

Receiving: ARK - Marcus Monk 3-69-1 TDs; Felix Jones 2-31; Darren McFadden 2-27. FLA - C. Ingram 6-71; P. Harvin 5-62-1TD; A. Caldwell 1-1-0.

Tackles: ARK - Randy Kelly 9-3=12 (1 TFL -8); John Johnson 5-2=7; Sam Olajubutu 4-2=6. FLA - B. Siler 9-3=12; E. Everett 3-3=6; D. Munroe 3-3=6 (1 TFL -2)

2005 SEC CHAMPIONSHIP GAME GEORGIA 34, LSU 14



D.J. Shockley threw two touchdown passes to Sean Bailey, and Bryan McClendon set up another score with a blocked punt as Georgia won its second Southeastern Conference championship in four years with a 34-14 victory over LSU.

Georgia took control early, scoring two touchdowns before the game was nine minutes old.

LSU closed the gap to 14-7 early in the second period on JaMarcus Russell's 1-yard dive, but that was the Tigers' last hurrah. McClendon charged through the line to block Chris Jackson's punt, giving Georgia another prime scoring chance at the LSU 15.

On third-and-2, Shockley took off running when the pocket collapsed, breaking an attempted tackle for a 7-yard touchdown.

Shockley rushed for a touchdown and passing for two others.

SCORING SUMMARY

Georgia	14	7	3	10	=	34
LSU	0	7	0	7	=	14

UGA - Sean Bailey 45 pass from D.J. Shockley (Brandon Coutu kick), 1st Q (10:19) (1-45-0:08) [UGA 7-0]

UGA - Sean Bailey 29 pass from D.J. Shockley (Brandon Coutu kick), 1st Q (6:12) (6-51-2:34) [UGA 14-0]

LSU - JaMarcus Russell 1 run (Colt David kick), 2nd Q (13:53) (14-80-7:19) [UGA 14-7]

UGA - D.J. Shockley 7 run (Brandon Coutu kick), 2nd Q (8:23) (3-15-1:21) [UGA 21-7]

UGA - Brandon Coutu 22 FG, 3rd Q (9:52) (10-62-3:50) [UGA 24-7]

UGA - Brandon Coutu 51 FG, 4th Q (14:40) (11-40-5:35) [UGA 27-7]

UGA - Tim Jennings 15 interception return (Brandon Coutu kick), 4th Q (14:18) [UGA 34-7]

LSU - Dwayne Bowe 19 pass from Matt Flynn (Colt David kick), 4th Q (5:38) [UGA 34-14]

INDIVIDUAL LEADERS

Rushing: UGA - Thomas Brown 14-62; Kregg Lumpkin 13-38; Danny Ware 8-28; D.J. Shockley 7-10-1 TD. LSU - Shyrone Carey 10-43; Skyler Green 2-26; Justin Vincent 8-15; Joseph Addai 2-7.

Passing: UGA - D.J. Shockley 12-6-0, 112 yards, 2 TDs. LSU - JaMarcus Russell 19-11-1, 120 yards, 0 TDs; Matt Flynn 11-3-1, 36 yards, 1 TD.

Receiving: UGA - Sean Bailey 2-74-2 TDs; Mohamed Massaquoi 2-15. LSU - Dwayne Bowe 5-74-1 TD; David Jones 2-28; Shyrone Carey 2-18.

Tackles: UGA - Jarvis Jackson 6-2=8 (1 TFL -3); Tony Taylor 5-1=6; Tim Jennings 5-1-6 (2 TFL -14, 1 INT, 1 Sack -12); Greg Blue 4-2=6. LSU - Craig Steltz 6-2=8; Melvin Oliver 5-2-7; LaRon Landry 4-2=6 (1 TFL -3).

2004 SEC CHAMPIONSHIP GAME AUBURN 38, TENNESSEE 28



Auburn continued its perfect season with a 38-28 win over Tennessee in the 2004 SEC Championship Game.

Auburn won its first-ever SEC Football Championship Game in the process.

Auburn's Jason Campbell completed 27-of-35 passes for 374 yards with 3 TDs and an interception. He also had 57 yards rushing on 13 carries.

The Tigers got off to a quick start, converting touchdowns on a fumble recovery by Cole Bennett in the end zone and a Carnell Williams five-yard run in the first quarter to give Auburn a 14-0 lead. The two teams traded touchdowns the remainder of the first half and the Tigers went into the locker room with a 21-7 lead.

Tennessee got back into the game quickly in the second half. Rick Clausen hit Robert Meachem with a 17-yard TD pass and on the Vols' next drive, Gerald Riggs rushed for an 80-yard TD to tie the score at 21-21.

The Tigers scored on their possession with a 53-yard TD pass to Devin Aromashodu on Auburn's next drive to make the score 28-21.

With Auburn leading 31-28 midway through the fourth quarter, Campbell put the game out of reach for the Tigers with a 43-yard TD pass to Ben Obomanu.

SCORING SUMMARY

Auburn	14	7	7	10	=	38
Tennessee	7	0	14	7	=	28

AU - Cole Bennett 0 yard fumble recovery (John Vaughn kick), 1st Q (13:24)

AU - Carnell Williams 5 run (Vaughn kick), 1st Q (8:35)

UT - Cedric Houston 2 run (James Wilhoit kick), 1st Q (0:00)

AU - Courtney Taylor 4 pass from Jason Campbell (Vaughn kick), 2nd Q (9:15)

UT - Robert Meachem 17 pass from Rick Clausen (Wilhoit kick), 3rd Q (9:39)

UT - Gerald Riggs 80 run (Wilhoit kick), 3rd Q (6:05)

AU - Devin Aromashodu 53 pass from Campbell (Vaughn kick), 3rd Q (3:45)

AU - Vaughn 22 FG, 4th (11:46)

UT - Riggs 9 run (Wilhoit kick), 4th (10:07)

AU - Ben Obomanu 43 pass from Campbell (Vaughn kick), 4th (6:56)

INDIVIDUAL LEADERS

Rushing: AU - Williams 19-100-1 TD; Campbell 13-57; Brown 16-50. UT - Riggs 11-182-2 TDs; Houston 11-37-1 TD.

Passing: AU - Campbell 35-27-1, 374 yards; 3 TDs. UT - Clausen 20-8-0, 69 yards; 1 TD.

Receiving: AU - Taylor 6-111-1 TD; Obomanu 6-93-1 TD; R. Brown 6-55. UT - T. Brown 3-28; Anderson 2-11.

Tackles: AU - Williams 7-1-8 TT; Graves 2-3-5 TT; Jackson 1-4-5 TT. UT - Gaither 15-3-18 TT; Burnett 10-3-13 TT.

2003 SEC CHAMPIONSHIP GAME LSU 34, GEORGIA 13



LSU won the SEC championship, defeating Georgia, 34-13, in front of 74,913 fans at the Georgia Dome.

The Tigers' Justin Vincent became the first freshman to be named Most Valuable Player in the SEC Championship Game. Vincent rushed for an SEC Championship Game-record 201 yards on 18 carries and two TDs.

LSU got on the scoreboard first on Vincent's 87-yard TD run with 4:49 left in the first quarter. The jaunt was the longest rush in SEC Championship Game history. On the ensuing Georgia drive, the Tigers tackled Bulldog punter Gordon Ely-Kelso in the endzone to add to the LSU advantage, 8-0.

Early in the second quarter, Matt Mauck and Michael Clayton connected on a 43-yard TD pass and on LSU's next drive, Rayn Gaudet added a 35-yard field goal to put the Tigers ahead, 17-0.

Georgia closed the gap to 11 with two field goals by Billy Bennett. In the third quarter, Bennett's 49-yard field goal pulled the Bulldogs within a 17-6 deficit.

On Georgia's next drive, Tiger LB Lionel Turner intercepted a David Greene pass and returned it 18 yards for a TD to give the Tigers a 24-6 lead in the third quarter.

On Georgia's next drive, Greene made amends by hitting TE Ben Watson on an 18-yard TD pass pulling the Bulldogs to within a 24-13 margin.

Vincent's 3-yard run put the finishing touches on a 9-play, 78-yard drive that gave the Tigers a 31-13 lead. Gaudet added a 22-yard field goal later in the quarter to make the final score, 34-13.

SCORING SUMMARY

Georgia	0	3	10	0	=	13
LSU	8	9	7	10	=	34

LSU - Vincent 87 run (Jackson kick failed), 4:49 (1st)

LSU - Team Safety, 3:11 (1st)

LSU - Clayton 43 pass from Mauck (Jackson kick blocked), 14:51 (2nd)

LSU - Gaudet 35 FG, 9:37 (2nd)

UGA - Bennett 51 FG, 6:38 (2nd)

UGA - Bennett 49 FG, 7:46 (3rd)

LSU - Turner 18 interception return (Gaudet kick), 4:17 (3rd)

UGA - Watson 18 pass from Greene (Bennett kick), 3:40 (3rd)

LSU - Vincent 3 run (Gaudet kick), 14:54 (4th)

LSU - Gaudet 22 FG, 7:12 (4th)

INDIVIDUAL LEADERS

Rushing: UGA - Lumpkin (7-54); Brown (1-35); Cooper (9-14). LSU - Vincent (18-201-2 TD); Addai (8-60); Broussard (11-47).

Passing: UGA - Greene (17-41-3, 199; 1 TD); LSU - Mauck (14-22-1, 151; 1 TD).

Receiving: UGA - Watson (4-86-1 TD); Gibson (3-19). LSU - Clayton (5-81-1 TD); Henderson (4-47); Green (3-11).

Tackles: UGA - Davis (5-6-11); Thurman (4-7-11); Blue (4-5-9); Jones (3-6-9); LSU - Daniels (5-1-6); Alexander (3-3-6); Turner (1-5-6).

2002 SEC CHAMPIONSHIP GAME GEORGIA 30, ARKANSAS 3



Georgia won its first Southeastern Conference Championship in 20 years, defeating Arkansas 30-3.

The Bulldogs scored on their first five possessions for a 23-0 halftime lead.

Musa Smith rushed for 106 yards and two touchdowns. David Greene threw for 237 yards. Terrence Edwards had seven catches for 92 yards, becoming the SEC's career leader in receiving yards.

The game belonged to Georgia right from the start. At the end of the game's first offensive drive, Georgia's Decory Bryant blocked Richie Butler's punt. Thomas Davis scooped up the loose ball and ran to the Arkansas 2. After Bryant's play, Smith powered into the end zone standing up to put Georgia ahead 7-0.

On Georgia's second offensive drive, Greene threw an 18-yard pass to Edwards and a 22-yarder to J.T. Wall, then Smith finished off the drive with a 17-yard touchdown run.

Georgia's next three possessions ended with field goals by Billy Bennett, who connected from 29, 42 and 39 yards to provide a comfortable margin at halftime.

SCORING SUMMARY

Arkansas	0	0	3	0	=	3
Georgia	17	6	0	7	=	30

UGA - Smith 2 run (Bennett kick), 11:58 (1st)
 UGA - Smith 17 run (Bennett kick), 8:49 (1st)
 UGA - Bennett 29 FG, 3:54 (1st)
 UGA - Bennett 42 FG, 12:10 (2nd)
 UGA - Bennett 39 FG, 6:24 (2nd)
 UA - Carlton 27 FG, 0:52 (3rd)
 UGA - Watson 20 pass from Greene (Bennett kick), 12:08 (4th)

INDIVIDUAL LEADERS

Rushing: UA - Talley (17-51); Howard (3-14); UGA - Smith (19-106-2 TDs); Greene (4-17).
 Passing: UA - Jones (9-17-0, 60 yards, 0 TD); UGA - Greene (17-29-0, 237 yards, 1 TD).
 Receiving: UA - Smith (5-36); Birmingham (2-12); UGA - Edwards (7-92); Gibson (5-93).
 Tackles: UA - Hamlin 7 (7-0); Miller 7 (5-2); Osborne 7 (3-4); UGA - Bailey 6 (3-3); Gilbert 5 (5-0); Clemons 5 (2-3).

2001 SEC CHAMPIONSHIP GAME LSU 31, TENNESSEE 20



LSU, in its first appearance in the SEC Championship Game, won its first conference title since 1986.

Trailing 17-16 entering the fourth quarter, LSU was directed on two touchdown drives by backup QB Matt Mauck, who entered the game for the injured Rohan Davey in the first half. Mauck scored his second rushing touchdown of the game on the second play of the fourth quarter from 13 yards out, and after a successful two-point conversion, put the Tigers ahead to stay, 24-17.

LSU put the game out of reach late in the fourth quarter on a one-yard TD run by Domanick Davis to make the final margin, 31-20.

Mauck directed the Tigers to the game's first touchdown, capping it with a four-yard TD run to put LSU ahead, 7-0.

Tennessee then scored 17 unanswered points in the second quarter, including two passing TDs from quarterback Casey Clausen. The first was a 31-yard pass to Kelley Washington and second was a three-yard pass to Troy Fleming. LSU's John Corbello broke the Vol scoring string with a 45-yard field goal with just 29 seconds left in the first half.

Corbello added two field goals in the third quarter, which closed the Vol lead to 17-16 by quarter's end.

SCORING SUMMARY

Tennessee	0	17	0	3	=	20
LSU	7	3	6	15	=	31

LSU - Mauck 4 run (Corbello kick), 8:14 (1st)
 UT - Washington 31 pass from Clausen (Walls kick), 9:04 (2nd)
 UT - Fleming 3 pass from Clausen (Walls kick), 6:18 (2nd)
 UT - Walls 51 FG, 3:52 (2nd)
 LSU - Corbello 45 FG, 0:29 (2nd)
 LSU - Corbello 47 FG, 11:51 (3rd)
 LSU - Corbello 45 FG, 2:45 (3rd)
 LSU - Mauck 13 run (Reed from Mauck), 14:20 (4th)
 UT - Walls 21 FG, 9:55 (4th)
 LSU - Davis 1 run (Corbello kick), 2:26 (4th)

INDIVIDUAL LEADERS

Rushing: UT - Stephens (14-37); LSU - Davis (16-78-1 TD); Mauck (12-43-2 TDs).
 Passing: UT - Clausen (27-43-0; 332 yards; 2 TDs); LSU - Davey (9-20-0, 84 yards; 0 TD); Mauck (5-15-0; 67 yards; 0 TD).
 Receiving: UT - Washington (9-140-1 TD); Stallworth (7-96); Witten (3-40); LSU - Reed (4-60); Clayton (4-54).
 Tackles: UT - Moore (7-1=8); Whiteside (5-0=5); Stevenson (4-1=5); Battle (5-0=5); LSU - B. James (9-1=10); Gay (5-1=6); D. James (4-0=4); Faulk (3-1=4).

2000 SEC CHAMPIONSHIP GAME FLORIDA 28, AUBURN 6



Rex Grossman completed 17 of 26 passes for 238 yards for the Gators while UF running back Earnest Graham set an SEC Championship Game record with 169 rushing yards on 19 carries.

The Gators went out to a 14-0 lead in the first quarter. Grossman's 10-yard TD strike to Reche Caldwell with 13:09 left in the first quarter put the Gators ahead to stay, 7-0. Another Grossman to Caldwell strike, for 66 yards, added to the score in the first quarter. Florida added to its lead midway through the second quarter. Grossman hit freshman Jabar Gaffney on a 27-yard TD strike to make the score 21-0.

Auburn got on the scoreboard late in the second quarter on a 44-yard field goal by Damon Duval with no time left.

The Tigers also got on the scoreboard first in the second half on a 21-yard field goal with 9:43 left in the third quarter, making the score 21-6.

On the game's following drive, the Gators put the game out of reach. Grossman led Florida on an 11-play, 80-yard drive that took 4:26 off the clock. The drive ended on a 12-yard pass from Grossman to Brian Haugabrook putting the Gators ahead, 28-6.

Tiger QB Ben Leard had to leave the game with an injury in the third quarter. Leard completed 17 of 33 passes for 158 yards.

The Gator defense played a big role in the win as it held SEC Player of the Year Rudi Johnson to just 47 yards rushing on 17 carries.

SCORING SUMMARY

Florida	14	7	7	0	=	28
Auburn	0	3	3	0	=	6

UF - Caldwell 10 pass from Grossman (Chandler kick), 13:09 (1st)
 UF - Caldwell 66 pass from Grossman (Chandler kick), 2:42 (1st)
 UF - Gaffney 27 pass from Grossman (Chandler kick), 8:19 (2nd)
 AU - Duval 44 FG, 0:00 (2nd)
 AU - Duval 21 FG, 9:43 (2nd)
 UF - Haugabrook 12 pass from Grossman (Chandler kick), 5:17 (3rd)

INDIVIDUAL LEADERS

Rushing: UF - Graham (19-169); Gillespie (11-45); AU - Evans (8-69); Johnson (17-47).
 Passing: UF - Grossman (17-26-1; 238 yds., 4 TDs); AU - Leard (17-30-1; 158 yds., 0 TD).
 Receiving: UF - Gaffney (5-84-1 TD); Caldwell (3-91-2 TD); AU - Evans (4-45); Diamond (4-42).
 Tackles: UF - Hardmon 6 (6-0); Brown 5 (5-0); AU - Thomas 11 (9-2).

1999 SEC CHAMPIONSHIP GAME ALABAMA 34, FLORIDA 7



Alabama broke open a close game in the fourth quarter, outscoring Florida 19-0 in the final stanza.

Two big plays in the fourth quarter led directly to 13 Crimson Tide points. With 11:54 left in the contest, Freddie Milons scored on a 77-yard run and 18 seconds later, Alabama's Reggie Grimes scored from 38-yards on an interception return. The score went from 15-7 at the beginning of the fourth quarter to 28-7 with 11:36 left in the contest.

Florida got on the scoreboard first, on a 3-yard pass from Earnest Graham to Erron Kinney, in the game's first possession. The Alabama defense would allow Florida just 59 total offensive yards the rest of the way.

The Alabama defense intercepted four passes and kept the Florida offense from converting a third down. The Tide held the Gators to their lowest total offense, passing yards, pass completions and first down totals ever under head coach Steve Spurrier.

After the Gators got out to a 7-0 lead, Alabama used two Ryan Pflugner field goals of 29 and 48 yards to cut the margin to 7-6 with just 2:03 left in the first half.

Following an interception by Alabama's Marcus Spencer, the Crimson Tide took the lead five plays later on a 27-yard TD pass from Andrew Zow to Jason McAddley. Alabama went into the locker room ahead, 12-7.

SCORING SUMMARY

Florida	7	0	0	0	=	7
Alabama	0	12	3	19	=	34

UF - Kinney 3 pass from Graham (Chandler kick), 13:20 (1st)
 UA - Pflugner 29 FG, 11:03 (2nd)
 UA - Pflugner 48 FG, 2:03 (2nd)
 UA - McAddley 27 pass from Zow (pass failed), 00:30 (2nd)
 UA - Pflugner 49 FG, 3:12 (3rd)
 UA - Milons 77 run (Pflugner kick), 11:54 (4th)
 UA - Grimes 38 interception return (kick failed), 11:36 (4th)
 UA - Alexander 7 run (rush failed), 3:58 (4th)

INDIVIDUAL LEADERS

Rushing: UF - Graham (9-27); UA - Milons (6-116-1), Alexander (30-97-1).
 Passing: UF - Palmer (7-20-3-80 yards); UA - Zow (10-17-0-134 yards-1 TD).
 Receiving: UF - Jackson (3-49); UA - Carter (5-71); McAddley (4-46-1 TD).
 Tackles: UF - Manuel (7-4=11); Dixon (6-4=10); UA - Merritt (4-0=4).

**1998 SEC CHAMPIONSHIP GAME
TENNESSEE 24, MISSISSIPPI STATE 14**

Behind 14-10 midway through the fourth quarter, Tennessee scored two late touchdowns to hold off Mississippi State, 24-14.

The win by Tennessee enabled the Vols to stay undefeated for the season and participate in the National Championship Game at the Tostitos Fiesta Bowl.

Midway through the final quarter, MSU's Kevin Prentiss returned a punt 83 yards for a touchdown to put the Bulldogs ahead, 14-10.

On UT's following drive, QB Tee Martin drove the Vols down the field and hit WR Peerless Price with a 41-yard TD pass with 6:15 left to give Tennessee a 17-14 lead.

Mississippi State fumbled on the first play of the next drive, giving the ball back to Tennessee at the MSU 26-yard line. On the next play Martin found Cedric Wilson for a 26-yard TD pass to give the Vols the final 24-14 margin.

SCORING SUMMARY

Mississippi State	7	0	0	7	=	14
Tennessee	0	10	0	14	=	24

MS - Bean 70 interception return (Hazelwood kick), :05 (1st)
 UT - Stephens 2 run (Hall kick), 9:32 (2nd)
 UT - Hall 31 FG, 5:09 (2nd)
 MS - Prentiss 83 punt return (Hazelwood kick), 8:43 (4th)
 UT - Price 41 pass from Martin (Hall kick), 6:15 (4th)
 UT - Wilson 26 pass from Martin (Hall kick), 5:47 (4th)

INDIVIDUAL LEADERS

Rushing: MS - Johnson (14-38); UT - Henry (26-120)
 Passing: MS - Madkin (10-22-2, 84 yards); UT - Martin (15-32-1, 208 yards, 2 TDs)
 Receiving: MS - Cooper (5-44); UT - Price (6-97), Copeland (5-76)
 Tackles: MS - Campbell (10-2=12); UT - Walker (4-1=5)

**1997 SEC CHAMPIONSHIP GAME
TENNESSEE 30, AUBURN 29**

Tennessee defeated Auburn, 30-29, in a game that went down to the line.

Before a Georgia Dome Sporting Event record crowd of 74,896, the Vols came from a 20-7 second quarter deficit to defeat the Tigers on Peyton Manning's 73-yard TD pass to Marcus Nash early in the fourth quarter.

A defensive struggle ensued and the Vols were off to the FedEx Orange Bowl to play for the Bowl Alliance.

The Vols got on the scoreboard first on a 40-yard TD pass from Manning to Peerless Price. However, that was all the scoring Tennessee could muster until a Jeff Hall 27-yard field goal midway through the second quarter.

In the meantime, Auburn accounted for 20 unanswered points, led by a 24-yard fumble return by Brad Ware and a 51-yard TD pass from Dameyune Craig to Tyrone Goodson. AU's Jaret Holmes also hit two field goals.

The two teams traded touchdowns midway through the third quarter. Behind 27-17, UT scored on a 46-yard pass from Manning to Price. On the PAT attempt, Auburn's Quinton Reese returned the blocked kick for a two-point conversion to score.

That set up the heroics on Nash's 73-yard TD reception from Manning and Hall's PAT that won the game for Tennessee.

SCORING SUMMARY

Tennessee	7	3	13	7	=	30
Auburn	13	7	9	0	=	29

UT - Price 40 pass from Manning (Hall kick); 12:41 (1st)
 AU - Holmes 30 FG; 10:25 (1st)
 AU - Ware 24 fumble return (Holmes kick); 5:36 (1st)
 AU - Holmes 48 FG; 1:27 (1st)
 AU - Goodson 51 pass from Craig (Holmes kick); 14:12 (2nd)
 UT - Hall 27 FG; 7:46 (2nd)
 UT - Copeland 5 pass from Manning (Hall kick); 11:56 (3rd)
 AU - Beasley 24 pass from Craig (Holmes kick); 6:14 (3rd)
 UT - Price 46 pass from Manning (kick blocked); 1:06 (3rd)
 AU - Reese PAT return; 1:06 (3rd)
 UT - Nash 73 pass from Manning (Hall kick); 11:14 (4th)

INDIVIDUAL LEADERS

Rushing: UT - Lewis (31-127); AU - Williams (6-8).
 Passing: UT - Manning (25-43-2, 373 yards); AU - Craig (14-34-0, 262 yards)
 Receiving: UT - Nash (9-126), Price (8-161); AU - Poor (3-98), Beasley (3-56)
 Tackles: UT - Gaines (4-0=4); AU - Spikes (10-5=15)

**1996 SEC CHAMPIONSHIP GAME
FLORIDA 45, ALABAMA 30**

Eastern Division champion Florida downed Western Division champion Alabama, 45-30.

The Gators went on to the Nokia Sugar Bowl and claimed their first national championship.

Quarterback Danny Wuerffel threw for an SEC Championship Game record 401 yards and six touchdowns against a Crimson Tide defense that was ranked sixth in the nation in total defense coming into the contest.

Wuerffel's favorite target was wide receiver Reidel Anthony, who caught 11 aerials for 171 yards and three touchdowns - all three numbers were game records.

Alabama got on the scoreboard first on a 36-yard touchdown pass from Freddie Kitchens to Dennis Riddle. The Gators went on to score 24 straight points in building up a 24-14 halftime lead.

In the third quarter, the two teams traded touchdowns, including two long scoring plays. In the third quarter, Kitchens hit receiver Michael Vaughn with a 94-yard strike, the longest play from scrimmage in SEC Championship Game history. Within a minute, Wuerffel retaliated for the Gators, hitting Jacques Green with a 85-yard touchdown pass.

SCORING SUMMARY

Alabama	7	7	14	2	=	30
Florida	6	18	14	7	=	45

UA - Riddle 36 pass from Kitchens (Brock kick); 8:52 (1st)
 UF - Hilliard 46 pass from Wuerffel (kick blocked); 3:11 (1st)
 UF - Anthony 21 pass from Wuerffel (Anthony pass from Wuerffel); 14:37 (2nd)
 UF - Williams 45 pass from Wuerffel (Cooper kick); 11:35 (2nd)
 UF - Cooper 35 FG; 7:39 (2nd)
 UA - Vaughn 8 pass from Kitchens (Brock kick); 0:29 (2nd)
 UA - Riddle 5 run (Brock kick); 9:12 (3rd)
 UF - Anthony 13 pass from Wuerffel (Cooper kick); 5:14 (3rd)
 UA - Vaughn 94 pass from Kitchens (Brock kick); 4:06 (3rd)
 UF - Green 85 pass from Wuerffel (Cooper kick); 3:09 (3rd)
 UF - Anthony 21 pass from Wuerffel (Cooper kick); 14:54 (4th)
 UA - Team Safety; 4:32 (4th)

INDIVIDUAL LEADERS

Rushing: UA - Riddle (17-42); UF - Taylor (13-83)
 Passing: UA - Kitchens (19-45-1, 264 yards); UF - Wuerffel (20-35-2, 401 yards)
 Receiving: UA - Riddle (6-82); UF - Anthony (11-171)
 Tackles: UA - Sigler (4-3=7); UF - Bates (7-3=10)

**1995 SEC CHAMPIONSHIP GAME
FLORIDA 34, ARKANSAS 3**

Florida defeated Western Division Champion Arkansas, 34-3.

The Gators, who went through the regular season undefeated, continued their dominance on this night. Florida outgained the Razorbacks, 396-299, and committed no turnovers, while forcing Arkansas into four giveaways.

Arkansas got on the scoreboard first when Todd Latourette kicked a 36-yard field goal with 7:26 left in the first quarter. The Razorbacks were dealt some bad news on that drive, however. Sophomore running back Madre Hill, who finished third in the conference in rushing, was lost for the game with a knee injury.

The Gators took the ensuing kickoff and went 80 yards in seven plays, capped off when game MVP Danny Wuerffel connected with Chris Doering on a 22-yard touchdown pass. Florida would never look back.

The SEC's fourth title game attracted a television audience of over 25 million viewers. ABC's broadcast earned a 7.2 rating.

SCORING SUMMARY


Florida	14	3	14	3	=	34
Arkansas	3	0	0	0	=	3

AR - Latourette 36 FG; 7:26 (1st)
 UF - Doering 22 from Wuerffel (Edmiston kick); 4:30 (1st)
 UF - Wuerffel 1 run (Edmiston kick); 1:25 (1st)
 UF - Edmiston 31 FG; 5:03 (2nd)
 UF - Hilliard 29 pass from Wuerffel (Edmiston kick); 8:26 (3rd)
 UF - Hanks 95 fumble return (Edmiston kick); 4:25 (3rd)
 UF - Edmiston 20 FG; 12:48 (4th)

INDIVIDUAL LEADERS

Rushing: UF - T. Jackson (11-62); AR - Johnson (20-71)
 Passing: UF - Wuerffel (20-28-0, 276 yards); AR - Lunney (17-27-2; 170 yards)
 Receiving: UF - Hilliard (7-125); AR - Meadors (7-74)
 Tackles: UF - Hanks (6-3=9), Barnard (5-4=9), Wright (8-1=9); AR - Delco (6-4=10)

1994 SEC CHAMPIONSHIP GAME FLORIDA 24, ALABAMA 23

 Atlanta was the site of the 1994 SEC Football Championship, as a Georgia Dome record 74,751 watched Eastern Division Champion Florida capture its second straight conference crown with a 24-23 victory over Western Division Champion Alabama.

The Gators effectively moved the ball through the air, as Danny Wuerffel connected on 23 of 41 passes for 227 yards and a pair of touchdowns. But at the conclusion of the hard-fought contest, it was Florida defensive standout Ellis Johnson who distinguished himself as the game's most valuable player. The rugged senior recorded five tackles, one pass breakup and an SEC Championship record three tackles behind the line of scrimmage, including two quarterback sacks.

Trailing 17-10 at the half, Alabama regained the lead, 23-17, with two third-quarter field goals and an interception return for a touchdown with less than nine minutes to play. Florida responded with an 80-yard, 10-play drive which ended with a two-yard touchdown pass from Wuerffel to Chris Doering with just 5:29 remaining in the fourth quarter. The extra point by Judd Davis secured the winning margin, as the Gator defense forced an interception on the final Alabama drive.

The SEC's third title game attracted a television audience of more than 30 million viewers. ABC's broadcast earned a 10.5 rating, marking the network's most-watched college football game since the 1991 season.

SCORING SUMMARY

Alabama	7	3	6	7	=	23
Florida	7	10	0	7	=	24

UA - Brown 70 pass from Barker (Proctor kick); 11:05 (1st)
 UF - Anthony 26 pass from Wuerffel (Davis kick); 4:07 (1st)
 UA - Proctor 22 FG; 14:45 (2nd)
 UF - Davis 42 FG; 10:31 (2nd)
 UF - Wuerffel 1 run (Davis kick); 1:15 (2nd)
 UA - Proctor 47 FG; 7:35 (3rd)
 UA - Proctor 48 FG; 2:14 (3rd)
 UA - Rudd 23 interception return (Proctor kick); 8:56 (4th)
 UF - Doering 2 pass from Wuerffel (Davis kick); 5:29 (4th)

INDIVIDUAL LEADERS

Rushing: UA - Williams (29-99); UF - Taylor (14-40)
 Passing: UA - Barker (10-19-2, 181 yards); UF - Wuerffel (23-41-2, 227 yards)
 Receiving: UA - Brown (3-119), Lynch (3-28); UF - Anthony (8-105), Taylor (7-62)
 Tackles: UA - Townsend (6-1=7); UF - Freeman (5-3=8), Carter (7-1=8), Showers (3-5=8)

1993 SEC CHAMPIONSHIP GAME FLORIDA 28, ALABAMA 13



The SEC staged its second annual Championship Football Game on Dec. 4, 1993, with Eastern Division Champion Florida defeating Western Division winner Alabama, 28-13, in front of a crowd of 76,345 at Birmingham's Legion Field.

The Gators were led by quarterback Terry Dean, who passed for 256 yards and two touchdowns en route to Championship Game Most Valuable Player honors. After virtually three quarters of neck-and-neck football, and the Gators leading by one, 14-13, Florida was faced with a fourth-and-eight situation. Punter Shayne Edge kept the drive alive with a 20-yard spring, and on the next play, Dean hit wideout Jack Jackson with a 43-yard strike to give Florida an eight-point cushion. From there, the Florida defense held its ground and the Gators secured the victory.

The victory secured Florida as the host of the USF&G Sugar Bowl. On Jan. 1, 1994, the eight-ranked Gators defeated West Virginia, 41-7, in New Orleans to win their first Sugar Bowl title.

SCORING SUMMARY

Florida	7	7	7	7	=	28
Alabama	7	3	3	0	=	13

UA - Lynch 1 run (Proctor kick); 10:13 (1st)
 UF - Houston 13 pass from Dean (Davis kick); 1:02 (1st)
 UA - Proctor 45 FG; 12:02 (2nd)
 UF - Dean 2 run (Davis kick); 1:10 (2nd)
 UA - Proctor 25 FG; 2:14 (3rd)
 UF - J. Jackson 43 pass from Dean (Davis kick); 0:28 (3rd)
 UF - Rhett 3 run (Davis kick); 11:59 (4th)

INDIVIDUAL LEADERS

Rushing: UF - Rhett (22-88); UA - Palmer (16-93)
 Passing: UF - Dean (20-37-2, 256 yards); UA - Palmer (8-16-1, 90 yards), Burgdorf (9-12-0, 71 yards)
 Receiving: UF - W. Jackson (9-114); UA - Palmer (3-22), Anderson (3-18), Malone (3-37)
 Tackles: UF - Kennedy (10-1=11); UA - Gaston (10-1=11)

1992 SEC CHAMPIONSHIP GAME ALABAMA 28, FLORIDA 21



The Southeastern Conference etched its mark in the college football history books on Dec. 5, 1992. The league became the first in Division I-A to stage a championship game between its two division winners.

Western Division Champion Alabama and Eastern Division co-Champion Florida provided plenty of fireworks as the Crimson Tide posted a 28-21 victory before a capacity crowd of 83,091 at Legion Field in Birmingham.

The game, which was televised nationally by ABC Sports and earned a 9.8 rating, was not decided until the final minutes. With the Gators facing first-and-10 at their own 21, Alabama cornerback Antonio Langham returned an interception 27 yards for the game-winning score. The play, which came with just 3:16 remaining, earned Langham Most Valuable Player honors and thwarted the debut of a tie-breaking system in Division I-A football.

The victory secured Alabama the role of host at the USF&G Sugar Bowl. On Jan. 1, 1993, the second-ranked Crimson Tide handed No. 1 Miami a 34-13 defeat to capture the SEC's 12th national crown.

SCORING SUMMARY

Alabama	7	7	7	7	=	28
Florida	7	0	7	7	=	21

UF - Rhett 5 pass from Matthews (Davis kick); 10:03 (1st)
 UA - Lassic 3 run (Proctor kick); 5:07 (1st)
 UA - Brown 30 pass from Barker (Proctor kick); 4:49 (2nd)
 UA - Lassic 15 run (Proctor kick); 5:14 (3rd)
 UF - W. Jackson 4 pass from Matthews (Davis kick); 1:21 (3rd)
 UF - Rhett 1 run (Davis kick); 8:09 (4th)
 UA - Langham 27 interception return (Proctor kick); 3:16 (4th)

INDIVIDUAL LEADERS

Rushing: UF - Rhett (22-59); UA - Lassic (21-117)
 Passing: UF - Matthews (30-49-2, 287 yards); UA - Barker (10-18-0, 154 yards)
 Receiving: UF - Rhett (10-82), Jackson (9-100); UA - Palmer (5-101), Williams (2-16)
 Tackles: UF - White (7-3=10), Kennedy (6-4=10); UA - Brown (7-1=8), Langham (6-2=8), Oden (5-3=8)

SEC FOOTBALL CHAMPIONSHIP GAME

INDIVIDUAL SUPERLATIVES



TOTAL OFFENSE

PLAYS

54-Shane Matthews, Florida (49 pass, 5 rush).....	1992
53-Freddie Kitchens, Alabama (45 pass, 8 rush).....	1996
49-Danny Wuerffel, Florida (35 pass, 14 rush).....	1996

YARDS GAINED

431-Jason Campbell, Auburn (374 pass, 57 rush)	2004
408-Cam Newton, Auburn (335 pass, 73 rush).....	2010
390-Danny Wuerffel, Florida (401 pass, -11 rush)	1996
375-Peyton Manning, Tennessee (373 pass, 2 rush)	1997

YARDS PER PLAY (Min. 25 plays)

9.70-Cam Newton, Auburn (42 for 408).....	2010
8.98-Jason Campbell, Auburn (48 for 431).....	2004
7.97-Peyton Manning, Tennessee (47 for 375)	1997
7.96-Danny Wuerffel, Florida (49 for 390).....	1996

TOUCHDOWN RESPONSIBILITY

6-Danny Wuerffel, Florida (all passing).....	1996
6-Cam Newton, Auburn (4 pass, 2 rush).....	2010
4-Peyton Manning, Tennessee (all passing).....	1997
4-Rex Grossman, Florida (all passing).....	2000
4-Tre Mason, Auburn (all rushing).....	2013
4-James Franklin, Missouri (3 pass, 1 rush)	2013

RUSHING

MOST RUSHES

46-Tre Mason, Auburn (304 yards).....	2013
44-Derrick Henry, Alabama (189 yards).....	2015
31-Jamal Lewis, Tennessee (127 yards).....	1997
30-Shaun Alexander, Alabama (97 yards).....	1999

YARDS GAINED

304-Tre Mason, Auburn (46 rushes).....	2013
201-Justin Vincent, LSU (18 rushes)	2003
189-Derrick Henry, Alabama (44 rushes)	2015
182-Gerald Riggs, Tennessee (11 rushes)	2004
181-Eddie Lacy, Alabama (20 rushes).....	2012

YARDS PER RUSH (Min. 10 rushes)

16.54-Gerald Riggs, Tennessee (11 for 182).....	2004
11.17-Justin Vincent, LSU (18 for 201).....	2003
9.1-Eddie Lacy, Alabama (20 for 181).....	2012

LONGEST RUSH

87-Justin Vincent, LSU	2003
80-Gerald Riggs, Tennessee	2004
77-Freddie Milons, Alabama.....	1999

ALL-PURPOSE YARDS

312-Tre Mason, Auburn (304 rush, 8 rec.).....	2013
227-Darvin Adams, Auburn (217 rec, 10 PR).....	2010
222-Kevin Prentiss, Mississippi State (27 rec., 152 PR, 54 KOR).....	1998
205-Gerald Riggs, Tennessee (182 rush, 23 KOR).....	2004
201-Justin Vincent, LSU (201 rush).....	2003

PASSING

ATTEMPTS

49-Shane Matthews, Florida (30 comp., 287 yards).....	1992
45-Freddie Kitchens, Alabama (19 comp., 264 yards).....	1996
43-Peyton Manning, Tennessee (25 comp., 373 yards).....	1997
43-Casey Clausen, Tennessee (27 comp., 332 yards)	2001

COMPLETIONS

30-Shane Matthews, Florida (49 atts., 287 yards).....	1992
27-Casey Clausen, Tennessee (43 atts., 332 yards).....	2001
27-Jason Campbell, Auburn (35 atts., 374 yards)	2004

CONSECUTIVE COMPLETIONS

9-Shane Matthews, Florida (1st quarter).....	1992
9-Danny Wuerffel, Florida (1st quarter).....	1995
7-Jason Campbell, Auburn (1st quarter)	2004
7-Danny Wuerffel, Florida (1st-2nd quarters)	1994
7-Shane Matthews, Florida (3rd quarter).....	1992

COMPLETION PERCENTAGE (Min. 10 comp.)

77.1-Jason Campbell, Auburn (27 of 35).....	2004
71.4-Danny Wuerffel, Florida (20 of 28).....	1995
69.2-Jake Coker, Florida (18 of 26)	2015
66.7-Ryan Perrilloux, LSU (20 of 30)	2007
66.7-Greg McElroy, Alabama (12 of 18).....	2009
66.7-Austin Appleby, Florida (26 of 39)	2016

YARDS GAINED

401-Danny Wuerffel, Florida (20 of 35).....	1996
374-Jason Campbell, Auburn (27 of 35).....	2004
373-Peyton Manning, Tennessee (25 of 43).....	1997

TOUCHDOWN PASSES

6-Danny Wuerffel, Florida	1996
4-Peyton Manning, Tennessee.....	1997
4-Rex Grossman, Florida	2000
4-Cam Newton, Auburn.....	2010

INTERCEPTIONS

3-Jesse Palmer, Florida	1999
3-David Greene, Georgia	2003
3-Austin Appleby, Florida.....	2016
2-by ten individuals 11 times	

LONGEST PASS FROM SCRIMMAGE

94-Freddie Kitchens to Michael Vaughn, Alabama	1996
85-Danny Wuerffel to Jacquez Green, Florida	1996
73-Peyton Manning to Marcus Nash, Tennessee	1997

RECEIVING

CATCHES

12-Amari Cooper, Alabama (83 yards).....	2014
11-Reidel Anthony, Florida (171 yards).....	1996
10-Erriett Rhett, Florida (82 yards)	1992
9-Kelley Washington, Tennessee (140 yards).....	2001
9-Marcus Nash, Tennessee (126 yards)	1997
9-Willie Jackson, Florida (114 yards)	1993
9-Jack Jackson, Florida (100 yards)	1992
9-Brandon Powell, Florida (59 yards).....	2016

YARDS GAINED

217-Darvin Adams, Auburn (7 catches)	2010
171-Reidel Anthony, Florida (11 catches).....	1996
169-Jimmie Hunt, Missouri (6 catches).....	2014
161-Peerless Price, Tennessee (8 catches)	1997

YARDS PER CATCH (Min. 3)

39.7-Curtis Brown, Alabama (3 catches, 119 yards).....	1994
35.3-Jacquez Green, Florida (3 catches, 106 yards).....	1996
32.6-Hicks Poor, Auburn (3 catches, 98 yards).....	1997

TOUCHDOWN CATCHES

3-Reidel Anthony, Florida	1996
2-by seven individuals seven times (Latest: Dorial Green-Beckham, Missouri vs. Auburn).....	
2013	

SCORING

MOST POINTS

24-Tre Mason (4 TDs)	2013
18-Reidel Anthony, Florida (3 TDs)	1996
18-Mark Ingram, Alabama (3 TDs).....	2009
18-Kenny Hilliard, LSU (3 TDs).....	2011
12-by 18 individuals 18 times (2 TDs)	

MOST TOUCHDOWNS

4-Tre Mason, Auburn	2013
---------------------------	------

3-Reidel Anthony, Florida	1996
3-Mark Ingram, Alabama	2009
3-Kenny Hilliard, LSU	2011
2-by 18 individuals 18 times	

FIELD GOAL ATTEMPTS

5-Ryan Pflugner, Alabama (3 made)	1999
4-John Corbello, LSU (3 made)	2001
3-3 by five individuals eight times (Latest: Adam Griffith, Alabama vs. Florida, 2016)	

FIELD GOALS MADE

3-Ryan Pflugner, Alabama (5 atts.)	1999
3-Michael Proctor, Alabama (3 atts.)	1994
3-John Corbello, LSU (4 atts.)	2001
3-Billy Bennett, Georgia (3 atts.)	2002

LONG FIELD GOALS

52-Cody Parkey, Auburn	2013
51-Alex Walls, Tennessee	2001
51-Billy Bennett, Georgia	2003
51-Brandou Coutu, Georgia	2005

PAT KICKS ATTEMPTED

8-Cody Parkey, Auburn (8 made)	2013
8-Wes Byrum, Auburn (8 made)	2010
5-Collins Cooper, Florida (4 made)	1996
5-John Vaughn, Auburn (5 made)	2004
5-C. Hetland, Florida (5 made)	2006

PAT KICKS MADE

8-Cody Parkey, Auburn (8 attempts)	2013
8-Wes Byrum, Auburn (8 attempts)	2010
5-John Vaughn, Auburn (5 attempts)	2004
5-Chris Hetland, Florida (5 attempts)	2006
5-Adam Griffith, Alabama (6 attempts)	2016

TOTAL POINTS SCORED BY KICKING

12-Billy Bennett, Georgia (3 FGs, 3 PATs)	2002
11-Michael Proctor, Alabama (3 FGs, 2 PATs)	1994
11-John Corbello, LSU (3 FGs, 2 PATs)	2001
11-Adam Griffith, Alabama (2 FGs, 5 PATs)	2016

PUNTING

MOST PUNTS

10-Jaret Holmes, Auburn (438 yards)	1997
10-Bryne Diehl, Alabama (326 yards)	1992
9-David Leaverton, Tennessee (323 yards)	1998

YARDS PUNTED

438-Jaret Holmes, Auburn (10 punts)	1997
414-Johnny Townsend, Florida (8 punts)	2015
413-Drew Butler, Georgia (8 punts)	2011
403-Brad Wing, LSU (8 punts)	2011

PUNTING AVERAGE (Min. 3 punts)

54.5-Johnny Townsend, Florida (4 punts, 218 yards)	2016
51.8-Johnny Townsend, Florida (8 punts, 414 yards)	2015
51.6-Drew Butler, Georgia (8 punts, 413 yards)	2011
51.2-JK Scott, Alabama (6 punts, 307 yards)	2015
50.4-Brad Wing, LSU (8 punts, 403 yards)	2011
50.0-Spencer Lanning, South Carolina (3 punts)	2010
48.8-Chas Henry, Florida (4 punts, 195 yards)	2009
47.7-Chas Henry, Florida (3 punts)	2008

LONGEST PUNT

67-Brad Wing, LSU	2011
65-Alan Rhine, Florida	2000
62-Drew Butler, Georgia	2011
62-Johnny Townsend, Florida	2016

PUNT RETURNS

MOST RETURNS

7-Terry Fair, Tennessee (157 yards)	1997
7-Cyrus Jones, Alabama (32 yards)	2015
6-Kevin Prentiss, Mississippi State (152 yards)	1998
5-Sarola Palmer, Florida (95 yards)	1993
5-Damien Gary, Georgia (19 yards)	2002

YARDS RETURNED

157-Terry Fair, Tennessee (7 returns)	1997
152-Kevin Prentiss, Mississippi State (6 returns)	1998
119-Tyrann Mathieu, LSU (4 returns)	2011

GAIN PER RETURN

30.0-Trevon Diggs, Alabama (3 ret., 90 yards)	2016
29.8-Tyrann Mathieu, LSU (4 ret., 119 yards)	2011
25.3-Kevin Prentiss, Mississippi State (6 ret., 152 yards)	1998
22.4-Terry Fair, Tennessee (7 ret., 157 yards)	1997

LONG PUNT RETURNS

83-Kevin Prentiss, Mississippi State	1998
62-Tyrann Mathieu, LSU	2011
47-Trevon Diggs, Alabama	2016
45-Terry Fair, Tennessee	1997
44-Terry Fair, Tennessee	1997

KICKOFF RETURNS

MOST RETURNS

5-Bryce Sherman, South Carolina (95 yards)	2010
5-Brandon James, Florida (121 yards)	2008
5-Bo Carroll, Florida (108 yards)	1999
5-Harrison Houston, Florida (71 yards)	1992
5-Chris Thompson, Florida (124 yards)	2016
4-6 times: Latest (Cyrus Jones, Alabama, 89 yards)	2012

YARDS RETURNED

124-Chris Thompson, Florida (5 returns)	2016
121-Brandon James, Florida (5 returns)	2008
108-Bo Carroll, Florida (5 returns)	1999
99-Lennon Creer, Tennessee (4 returns)	2007
95-Bryce Sherman, South Carolina (5 returns)	2010
89-Cyrus Jones, Alabama (4 returns)	2012
89-Markeith Cooper, Auburn (4 returns)	1997

GAIN PER RETURN (Min. 2)

27.5-Peerless Price, Tennessee (2 ret., 55 yards)	1998
27.0-Kevin Prentiss, Mississippi State (2 ret., 54 yards)	1998
26.3-Javier Arenas, Alabama (3 ret., 79 yards)	2009
26.0-Brandon James, Florida (3 ret., 78 yards)	2009
25.0-David Palmer, Alabama (2 ret., 50 yards)	1993

LONG KICKOFF RETURNS

50-Lennon Creer, Tennessee	2007
46-Markeith Cooper, Auburn	1997
41-Javier Arenas, Alabama	2008
38-Brandon James, Florida	2008
37-Bo Carroll, Florida	1999

INTERCEPTIONS

MOST INTERCEPTIONS

2-Marcus Spencer, Alabama (53 yards)	1999
2-Tommy Johnson, Alabama (18 yards)	1993
2-Michael Gilmore, Florida (0 yards)	1993
2-Lito Sheppard, Florida (31 yards)	2000

YARDS RETURNED

77-Jayson Bray, Auburn (1 ret.)	1997
70-Robert Bean, Mississippi State (1 ret.)	1998
53-Marcus Spencer, Alabama (2 ret.)	1999

INTERCEPTION TOUCHDOWNS

1-Minkah Fitzpatrick, Alabama (44 yards)	2016
1-T'Sharvan Bell, Auburn (10 yards)	2010
1-Jonathan Zenon, LSU (18 yards)	2007
1-A. Robinson, Arkansas (40 yards)	2006
1-Robert Bean, Mississippi State (70 yards)	1998
1-Reggie Grimes, Alabama (38 yards)	1999
1-Antonio Langham, Alabama (27 yards)	1992
1-Dwayne Rudd, Alabama (23 yards)	1994

LONGEST INTERCEPTION RETURNS

77-Jayson Bray, Auburn	1997
70-Robert Bean, Mississippi State (TD)	1998
44-Minkah Fitzpatrick, Alabama (TD)	2016
42-Deshea Townsend, Alabama	1994

LONGEST FUMBLE RECOVERY RETURN

95-Ben Hanks, Florida (TD)	1995
24-Brad Ware, Auburn (TD)	1997

TACKLES

MOST TACKLES

18-Omar Gaither, Tennessee	2004
15-Jerod Mayo, Tennessee	2007
15-Takeo Spikes, Auburn	1997

SEC FOOTBALL CHAMPIONSHIP GAME

TEAM RECORDS



MOST RUSHES

74–Auburn vs. Missouri (545 yards).....	2013
58–Alabama vs. Florida (233 yards).....	2015
53–Alabama vs. Florida (251 yards).....	2009
51–Alabama vs. Georgia (350 yards).....	2012
49–Alabama vs. Florida (300 yards).....	1999
49–Auburn vs. Tennessee (185 yards).....	2004
49–Alabama vs. Missouri (242 yards).....	2014

RUSHING YARDS GAINED

545–Auburn vs. Missouri (74 rushes).....	2013
350–Alabama vs. Georgia (51 atts.).....	2012
300–Alabama vs. Florida (49 atts.).....	1999
293–LSU vs. Georgia (46 atts.).....	2003
251–Alabama vs. Florida (53 atts.).....	2009

RUSHING TOUCHDOWNS

7–Auburn vs. Missouri.....	2013
4–Alabama vs. Missouri.....	2014
4–Alabama vs. Florida.....	2016
3–Alabama vs. Georgia.....	2012
3–Auburn vs. South Carolina.....	2010
3–LSU vs. Tennessee.....	2001
3–Tennessee vs. Auburn.....	2004
3–Alabama vs. Florida.....	2009
3–LSU vs. Georgia.....	2011

PASSING ATTEMPTS

51–Georgia vs. LSU (20 comp., 218 yards).....	2011
49–Florida vs. Alabama (30 comp., 287 yards).....	1992
46–Alabama vs. Florida (20 comp., 269 yards).....	1996
43–Florida vs. Alabama (25 comp., 272 yards).....	1994
43–Tennessee vs. Auburn (25 comp., 373 yards).....	1997
43–Auburn vs. Florida (23 comp., 208 yards).....	2000
43–Tennessee vs. LSU (27 comp., 332 yards).....	2001

COMPLETIONS

30–Florida vs. Alabama (49 atts., 287 yards).....	1992
27–Tennessee vs. LSU (43 atts., 332 yards).....	2001
27–Auburn vs. Tennessee (36 atts., 374 yards).....	2004
26–Florida vs. Alabama (39 atts., 261 yards).....	2016
25–Florida vs. Alabama (43 atts., 272 yards).....	1994
25–Tennessee vs. Auburn (43 atts., 373 yards).....	1996

COMPLETION PERCENTAGE

85.2–Alabama vs. Missouri (23 of 27).....	2014
81.8–Auburn vs. Missouri (9 of 11).....	2013
75.0–Auburn vs. Tennessee (27 of 36).....	2004
72.4–Florida vs. Arkansas (21 of 29).....	1995
69.2–Alabama vs. Florida (18 of 26).....	2015
66.7–Alabama vs. Florida (12 of 18).....	2009
66.7–Florida vs. Alabama (26 of 39).....	2016

PASSING YARDS

401–Florida vs. Alabama (20 of 35).....	1996
374–Auburn vs. Tennessee (27 of 36).....	2004
373–Tennessee vs. Auburn (25 of 43).....	1997
351–Auburn vs. South Carolina (18 of 29).....	2010
332–Tennessee vs. LSU (27 of 43).....	2001

PASSING TOUCHDOWNS

6–Florida vs. Alabama.....	1996
4–Tennessee vs. Auburn.....	1997
4–Florida vs. Auburn.....	2000
4–Auburn vs. South Carolina.....	2010
3–Florida vs. Alabama.....	2008
3–Alabama vs. Florida.....	1996
3–Auburn vs. Tennessee.....	2004
3–Missouri vs. Auburn.....	2013

TOTAL OFFENSIVE PLAYS

85–Auburn vs. Missouri (677 yards).....	2013
85–Auburn vs. Tennessee (559 yards).....	2004
85–Georgia vs. LSU (296 yards).....	2011
84–Alabama vs. Florida (437 yards).....	2015
81–Tennessee vs. Mississippi State (359 yards).....	1998
80–LSU vs. Tennessee (464 yards).....	2007
79–Florida vs. Alabama (317 yards).....	1992
79–Tennessee vs. Auburn (502 yards).....	1996

TOTAL OFFENSIVE YARDS

677–Auburn vs. Missouri (85 atts.).....	2013
589–Auburn vs. South Carolina (71 atts.).....	2010
559–Auburn vs. Tennessee (85 atts.).....	2004
534–Missouri vs. Auburn (71 atts.).....	2013
512–Alabama vs. Georgia (72 atts.).....	2012

TOTAL YARDS PER PLAY

8.30–Auburn vs. South Carolina (71 for 589).....	2010
7.96–Auburn vs. Missouri (85 for 677).....	2013
7.52–Missouri vs. Auburn (71 for 534).....	2013
7.11–Alabama vs. Georgia (72 for 512).....	2012
7.03–Florida vs. Auburn (61 for 429).....	2000

TOTAL FIRST DOWNS

31–Auburn vs. Tennessee.....	2004
30–Auburn vs. Missouri.....	2013
28–Auburn vs. South Carolina.....	2010
28–Alabama vs. Missouri.....	2014
26–Alabama vs. Georgia.....	2012
26–Alabama vs. Florida.....	2009

FIRST DOWNS RUSHING

26–Auburn vs. Missouri.....	2013
18–Alabama vs. Georgia.....	2012
15–Alabama vs. Florida.....	1999
14–Alabama vs. Florida.....	2009
14–Auburn vs. South Carolina.....	2010
14–Alabama vs. Missouri.....	2014
14–Alabama vs. Florida.....	2015

FIRST DOWNS PASSING

16–Florida vs. Alabama.....	1992
14–Tennessee vs. Auburn.....	1997
14–Florida vs. Alabama.....	1993
14–Florida vs. Alabama.....	1996
14–Auburn vs. Tennessee.....	2004

MOST PUNTS

10–Mississippi State vs. Tennessee (397 yards).....	1998
10–Alabama vs. Florida (322 yards).....	1992
10–Auburn vs. Tennessee (438 yards).....	1997
9–Tennessee vs. Mississippi State (323 yards).....	1998
9–Florida vs. Alabama (414 yards).....	2015

YARDS PUNTING

438–Auburn vs. Tennessee (10 punts).....	1997
414–Florida vs. Alabama (9 punts).....	2015
413–Georgia vs. LSU (8 punts).....	2011
403–LSU vs. Georgia (8 punts).....	2011
397–Mississippi State vs. Tennessee (10 punts).....	1998

PUNTING AVERAGE

51.6–Georgia vs. LSU (8 for 413).....	2011
51.2–Alabama vs. Florida (6 for 307).....	2015
50.4–LSU vs. Georgia (8 for 403).....	2011
50.0–South Carolina vs. Auburn (3 for 150).....	2010
48.8–Florida vs. Alabama (4 for 195).....	2009
47.7–Florida vs. Alabama (3 for 143).....	2008

PUNT RETURN YARDS

171-Tennessee vs. Auburn (8 atts.).....	1997
152-Mississippi State vs. Tennessee (6 atts.).....	1998
127-LSU vs. Georgia (6 atts.).....	2011
117-Alabama vs. Florida (4 atts.).....	2016
95-Florida vs. Alabama (5 atts.).....	1993
84-Florida vs. Alabama (3 atts.).....	2015
45-Alabama vs. Florida (2 atts.).....	1994

PUNT RETURN AVERAGE

29.2-Alabama vs. Florida (4 for 117).....	2016
28.0-Florida vs. Alabama (3 for 84).....	2015
25.3-Mississippi State vs. Tennessee (6 for 152).....	1998
24.8-Tennessee vs. LSU (4 for 99).....	2007
22.5-Alabama vs. Florida (2 for 45).....	1994
21.4-Tennessee vs. Auburn (8 for 171).....	1997
21.2-LSU vs. Georgia (6 for 127).....	2011

KICKOFF RETURN YARDS

161-Florida vs. Alabama (6 atts.).....	2009
145-Florida vs. Alabama (6 atts.).....	2016
139-South Carolina vs. Auburn (7 atts.).....	2010
121-Florida vs. Alabama (5 atts.).....	2008
116-Florida vs. Alabama (7 atts.).....	1999
99-Tennessee vs. LSU (4 atts.).....	2007
99-Tennessee vs. LSU (6 atts.).....	2001
98-Arkansas vs. Georgia (5 atts.).....	2002
94-Alabama vs. Florida (4 atts.).....	1993
92-Mississippi State vs. Tennessee (4 atts.).....	1998

KICKOFF RETURN AVERAGE (min. 3 ret.)

26.8-Florida vs. Alabama (6 for 161).....	2009
26.3-Alabama vs. Florida (3 for 79).....	2009
25.0-Tennessee vs. Mississippi State (3 for 75).....	1998
24.2-Florida vs. Alabama (5 for 121).....	2008
24.2-Florida vs. Alabama (6 for 145).....	2016
23.8-Alabama vs. Florida (4 for 95).....	2008
23.5-Alabama vs. Florida (4 for 94).....	1993
23.0-Mississippi State vs. Tennessee (4 for 92).....	1998

MOST POINTS SCORED

59-Auburn vs. Missouri.....	2013
56-Auburn vs. South Carolina.....	2010
54-Alabama vs. Florida.....	2016
45-Florida vs. Alabama.....	1996
42-LSU vs. Georgia.....	2011
42-Missouri vs. Auburn.....	2013
42-Alabama vs. Missouri.....	2014

MOST TOUCHDOWNS

8-Auburn vs. Missouri.....	2013
8-Auburn vs. South Carolina.....	2010
7-Alabama vs. Florida.....	2016
6-Florida vs. Alabama.....	1996
6-LSU vs. Georgia.....	2011
6-Alabama vs. Missouri.....	2014
5-Auburn vs. Tennessee.....	2004
5-Florida vs. Arkansas.....	2006

MOST FIELD GOALS

3-Alabama vs. Florida.....	1994
3-Alabama vs. Florida.....	1999
3-LSU vs. Tennessee.....	2001
3-Georgia vs. Arkansas.....	2002

FEWEST POINTS ALLOWED

3-by Florida vs. Arkansas.....	1995
3-by Georgia vs. Arkansas.....	2002
6-by Florida vs. Auburn.....	2000
7-by Alabama vs. Florida.....	1999
13-by Florida vs. Alabama.....	1993
13-by LSU vs. Georgia.....	2003
13-by Alabama vs. Florida.....	2009
13-by Alabama vs. Missouri.....	2014

FEWEST RUSHING YARDS ALLOWED

0-by Alabama vs. Florida.....	2016
15-by Tennessee vs. Auburn.....	1997
15-by Alabama vs. Florida.....	2015
27-by Florida vs. Alabama.....	1996
30-by Alabama vs. Florida.....	1992
31-by Alabama vs. Florida.....	1999
44-by Alabama vs. Florida.....	1994

FEWEST PASSING YARDS ALLOWED

30-by Georgia vs. LSU.....	2011
69-by Auburn vs. Tennessee.....	2004
74-by Georgia vs. Arkansas.....	2002
83-by Alabama vs. Florida.....	1999
84-by Tennessee vs. Mississippi State.....	1998

FEWEST TOTAL YARDS ALLOWED

114-by Alabama vs. Florida.....	1999
139-by Georgia vs. Arkansas.....	2002
149-by Tennessee vs. Mississippi State.....	1998
180-by Alabama vs. Florida.....	2015
230-by Georgia vs. LSU.....	2005
237-by Georgia vs. LSU.....	2011
247-by Tennessee vs. Auburn.....	1997

MOST INTERCEPTIONS

4-Florida vs. Alabama.....	1999
3-LSU vs. Georgia.....	2003
3-Arkansas vs. Florida.....	2006
3-Alabama vs. Florida.....	2016
2-by 13 teams	

MOST TURNOVERS GAINED

6-by Auburn vs. Tennessee.....	1997
4-by Florida vs. Arkansas.....	1995
4-by Alabama vs. Florida.....	1999
4-by Florida vs. Auburn.....	2000
3-by six teams [Latest: Alabama vs. Florida, 2016]	

MOST PENALTIES

14-Florida vs. Alabama.....	1996
13-Florida vs. Alabama.....	1993
12-Auburn vs. Tennessee.....	1997
12-Alabama vs. Florida.....	1999
12-Georgia vs. Arkansas.....	2002
12-Tennessee vs. Auburn.....	2004

MOST PENALTY YARDS

115-Georgia vs. Arkansas.....	2002
100-Mississippi State vs. Tennessee.....	1998
99-Alabama vs. Florida.....	1999
95-Florida vs. Alabama.....	1993
95-Florida vs. Alabama.....	1996
95-Arkansas vs. Georgia.....	2002
95-Tennessee vs. Auburn.....	2004

FEWEST PENALTIES

0-Tennessee vs. LSU (0 yards).....	2007
1-Alabama vs. Florida (5 yards).....	2009
2-Alabama vs. Georgia (15 yards).....	2012
2-Alabama vs. Florida (31 yards).....	2008
2-Florida vs. Alabama (10 yards).....	1994
2-Georgia vs. Arkansas (15 yards).....	2007
2-Alabama vs. Missouri (10 yards).....	2014
2-Alabama vs. Florida (14 yards).....	2016

MOST TIME OF POSSESSION

43:29-Alabama vs. Florida.....	2015
40:11-Alabama vs. Florida.....	1999
39:37-Alabama vs. Florida.....	2009
39:31-Auburn vs. Tennessee.....	2004
37:35-Alabama vs. Georgia.....	2012
36:36-Georgia vs. LSU.....	2011

MOST COMBINED POINTS

101-Auburn vs. Missouri.....	2013
75-Florida vs. Alabama.....	1996
73-Auburn vs. South Carolina.....	2010

MARGIN OF VICTORY

39-Auburn vs. South Carolina.....	2010
38-Alabama vs. Florida.....	2016
32-LSU vs. Georgia.....	2011
31-Florida vs. Arkansas.....	1995

2017 SEC BOWL AGREEMENTS

The Southeastern Conference has agreements with nine postseason bowls, not including College Football Playoff/New Year's Six games, and a process for the assignment of SEC member schools to bowl games that began with the 2014 season and extending for six years.

The new SEC bowl process coincided with the beginning of the new College Football Playoff that followed the 2014 college football season. The SEC also participates in the Allstate Sugar Bowl and the Capital One Orange Bowl (in selected years).

Under the current SEC bowl system, the Buffalo Wild Wings Citrus Bowl in Orlando (vs. Big Ten), a longtime SEC bowl, will have the first selection of available SEC teams after any conference schools have qualified for the College Football Playoff, the Allstate Sugar Bowl or the Capital One Orange Bowl.

Following the Buffalo Wild Wings Citrus Bowl, there will

be a pool of six bowls comprised of the Outback Bowl in Tampa (vs. Big Ten), Franklin American Mortgage Music City Bowl in Nashville (vs. ACC/Big Ten), TaxSlayer Bowl in Jacksonville (vs. ACC/Big Ten), AutoZone Liberty Bowl in Memphis (vs. Big 12), Texas Bowl in Houston (vs. Big 12) and Belk Bowl in Charlotte (vs. ACC).

In consultation with SEC member institutions, as well as these six bowls, the conference will make the assignments for the bowl games in the pool system.

The SEC also has a relationship with both the Birmingham Bowl (vs. American) and the Independence Bowl in Shreveport (vs. ACC). The Birmingham Bowl will have the first selection of available teams following the pool of six bowls. The Independence Bowl will have the next selection of available teams following the Birmingham Bowl.



ALLSTATE SUGAR BOWL

Jan. 1 • 8:45 p.m. ET • ESPN
New Orleans, La. • Mercedes-Benz Superdome (72,500)
Teams: SEC vs. Big 12 (Semifinal Game this season)



CAPITAL ONE ORANGE BOWL

Dec. 30 • 8 p.m. ET • ESPN
Miami, Fla. • Sun Life Stadium (75,000)
Teams: ACC vs. SEC/Big Ten/Notre Dame



BUFFALO WILD WINGS CITRUS BOWL

Jan. 1 • 1 p.m. ET • ABC
Orlando, Fla. • Camping World Stadium (60,219)
Teams: SEC vs. Big Ten



OUTBACK BOWL

Jan. 1 • Noon ET • ESPN2
Tampa, Fla. • Raymond James Stadium (65,657)
Teams: SEC vs. Big Ten



FRANKLIN AMERICAN MORTGAGE MUSIC CITY BOWL

Dec. 29 • 4:30 p.m. ET • ESPN
Nashville, Tenn. • Nissan Stadium (69,143)
Teams: SEC vs. ACC/Big Ten



TAXSLAYER BOWL

Dec. 30 • Noon ET • ESPN
Jacksonville, Fla. • Everbank Field (77,511)
Teams: SEC vs. Big Ten/ACC



AUTOZONE LIBERTY BOWL

Dec. 30 • 12:30 p.m. ET • ABC
Memphis, Tenn. • Liberty Bowl Stadium (58,211)
Teams: SEC vs. Big 12



TEXAS BOWL

Dec. 27 • 9 p.m. ET • ESPN
Houston, Texas • NRG Stadium (71,795)
Teams: SEC vs. Big 12



BELK BOWL

Dec. 29 • 1 p.m. ET • ESPN
Charlotte, N.C. • Bank of America Stadium (73,778)
Teams: SEC vs. ACC



BIRMINGHAM BOWL

Dec. 23 • Noon ET • ESPN
Birmingham, Ala. • Legion Field (70,459)
Teams: SEC vs. American



INDEPENDENCE BOWL

Dec. 27 • 1:30 p.m. ET • ESPN
Shreveport, La. • Independence Stadium (48,975)
Teams: SEC vs. ACC



SEC BOWL SUCCESS

SEC IN THE BCS/CFP BOWL ERA

- The SEC has won eight of the last 11 national championships, 10 of the 19 BCS/CFP-era National Championships, three runner-up finishes and 24 overall national titles (AP, BCS, FWAA, coaches poll) in SEC history. The SEC has appeared in 10 of the last 11 National Championship Games and in 10 of the 16 BCS Championship Games, winning nine.
- Four different SEC schools have won the National Championship since 2006 (Auburn, 2010; Alabama, 2009, 2011, 2012, 2015; Florida, 2006 and 2008; LSU, 2007). Tennessee (1998) and LSU (2003) have also won the former BCS crown. Auburn appeared in the 2013 BCS Championship Game, as did LSU in 2011. A team from the SEC Western Division had advanced to five consecutive national championship games prior to the 2014 season, when Alabama lost in the CFP semifinals. The ACC (Clemson, Miami and Florida State) has had three schools win titles since 1998, while the Big 12 (Texas and Oklahoma) has had two.
- Since 2006, half of the slots in the National Championship Game have been taken by SEC teams (12 of 24). The Big Ten and ACC has three during that time, while the Big 12, Pac-12 has two.

NATIONAL CHAMPIONS SINCE 1992

Since the first SEC expansion in 1992, the SEC has the most national championships (AP, USA Today) with 12. During that time, the SEC has had more teams with national titles than any other conference (6). Here is a breakdown:

SEC (12) Florida (2008, 2006, 1996), LSU (2003, 2007), Tennessee (1998), Alabama (1992, 2009, 2011, 2012, 2015), Auburn (2010)

Big 12 (5) Texas (2005), Oklahoma (2000), Nebraska (1994, 1995, 1997)

Big Ten (3) Ohio State (2002, 2014), Michigan (1997)

Pac-10 (2) Southern California (2003, 2004)

ACC (4) Florida State (1993, 1999, 2013), Clemson (2016)

Big East (1) Miami, Fla. (2001)

The SEC was the first conference to claim four consecutive Associated Press (first poll - 1936), National Football Foundation and College Hall of Fame (first poll - 1959), Football Writers Association of America (first poll - 1954) and USA Today or UPI Coaches Poll (first poll - 1950) national championships.

SEC IN BOWL GAMES

- Since 2006, the SEC has accrued more bowl wins (71) and appearances (110) than any other conference. The conference's .645 bowl winning percentage is first among FBS leagues during that time.

SEC	71-39	.645
Pac-12	41-29	.586
American	34-29	.540
Mountain West	35-27	.565
Sun Belt	18-14	.563
Conference USA	33-29	.532
Big 12	41-41	.500
Independents	12-12	.500
ACC	45-55	.450
Big Ten	35-57	.380
MAC	15-41	.268

- The SEC is 3-2 in College Football Playoff games and 1-1 in College Football Playoff National Championship Games. The SEC finished 9-2 in BCS National Championship Games (LSU 2-1, Florida 2-0, Alabama 3-0, Tennessee 1-0, Auburn 1-1), 8-1 vs. non-SEC competition. The SEC had the most wins (17) and the highest winning percentage of any conference that has three-or-more appearances in BCS bowl games. The SEC was 17-10 in BCS games (.630 percentage), 16-9 (.640) in non-conference. Since 2006, the SEC has posted a 14-7 (.667) record in BCS/CFP games, more wins, appearances and winning percentage than any other conference.
- During the recent seven-year national championship winning streak, the SEC's average margin of victory in BCS National Championship Games was 17 points, which includes Auburn's three point victory over Oregon in 2011, the only game during the streak decided by single digits.
- Eight different SEC teams, six from the SEC Western Division, have made BCS/ New Year's Six bowl game appearances since 2006: Alabama, Arkansas, Auburn, Florida, Georgia, LSU, Ole Miss and Mississippi State.



SEC SENDS NATIONAL RECORD-HIGH 12 TEAMS TO POSTSEASON IN 2016

Twelve Southeastern Conference football teams learned their post-season bowl destinations on December 4, including No. 1-ranked Alabama which played No. 4 Washington in the Chick-fil-A Peach Bowl on December 31 in a semifinal game in the College Football Playoff. The SEC has advanced to the College Football Playoff in each of the first three seasons, earning the No. 1 slot two of the three years.

The College Football Playoff committee first selected teams for the national semifinal games, the Chick-fil-A Peach Bowl and the PlayStation Fiesta Bowl. The committee later announced the participants in the Allstate Sugar Bowl, Capital One Orange Bowl, Good Year Cotton Bowl and the Rose Bowl Game presented by Northwestern Mutual.

This marks the third year the conference assigned league schools to a "Pool of Six" bowls that include the Belk Bowl in Charlotte, the AdvoCare V100 Texas Bowl in Houston, the TaxSlayer Bowl in Jacksonville, the AutoZone Liberty Bowl in Memphis, the Franklin American Mortgage Music City Bowl in Nashville and the Outback Bowl in Tampa.

The SEC has now won 22 games in the last three postseasons, also a national record.

With 12 teams advancing to bowl games, the SEC became the first conference to send at least 10 teams to postseason bowls in four consecutive seasons. The SEC also sent a NCAA-record 12 teams to participate in postseason bowl games in 2014 and has sent no less than eight teams to post-season bowls in each of the last ten seasons.

The SEC established a national-record with nine postseason victories in 2015 and owned the previous record for postseason bowl victories with seven wins in 2007, 2013 and 2014.

Most Bowl Appearances – Single Season

1. 12 – SEC, 2014, 2016
2. 11 – ACC, 2013, 2014, 2016
3. 10 – SEC, 2009, 2010, 2013, 2015
 - 10 – ACC, 2008
 - 10 – Big Ten, 2011, 2014, 2015, 2016
 - 10 – Pac-12, 2015
6. 9 – SEC, 2000, 2006, 2007, 2011, 2012
 - 9 – ACC, 2010, 2015
 - 9 – Big 12, 2012
 - 9 – Pac 12, 2013

Most Bowl Wins – Single Season


1. 9 – SEC, 2015 (9-2)
9 – ACC, 2016 (9-3)
3. 7 – SEC, 2007 (7-2); 2013 (7-3);
2014 (7-5)
4. 6 – SEC, 2016 (6 times); Big 12
(once); Pac-12 (3 times); Big Ten
(once)

In 2016, the SEC led the nation in the following categories:

- Most teams in postseason bowl games
- Most First Team All-Americans
- Most Overall All-Americans
- Most non-conference Top 25 victories
- Most non-conference Top 25 opponents
- Most teams ranked in Top 10 during the season
- Most teams ranked in final Top 25

SEC BOWL REVENUE DISTRIBUTION

- (a) For bowl games providing receipts which result in a balance of less than \$1,500,000, the participating institution shall retain \$1,025,000, plus a travel allowance as determined by the SEC Executive Committee. The remainder shall be remitted to the Commissioner and shall be divided into 15 equal shares with one share to the Conference and one share to each member institution.
- (b) For bowl games providing receipts which result in a balance between \$1,500,000 and \$3,999,999, the participating institution shall retain \$1,300,000, plus a travel allowance as determined by the SEC Executive Committee. The remainder shall be remitted to the Commissioner and shall be divided into 15 equal shares, with one share to the Conference and one share to each member institution.
- (c) For bowl games providing receipts which result in a balance between \$4,000,000 and \$5,999,999, the participating institution shall retain \$1,500,000, plus a travel allowance as determined by the SEC Executive Committee. The remainder shall be remitted to the Commissioner and shall be divided into 15 equal shares, with one share to the Conference and one share to each member institution.
- (d) For bowl games providing receipts which result in a balance of \$6,000,000 or more and all College Football Playoff games, the participating institution shall receive \$2,025,000 (\$2,025,000 if the SEC team is a participant in the College Football Playoff semi-finals game; an additional \$2,125,000 if the SEC team is also a participant in the College Football Playoff championship game, which determines the National Champion), plus a travel allowance as determined by the SEC Executive Committee. Institutions participating in a College Football Playoff game may also request additional travel expenses, which may be granted to such institution at the Commissioner's discretion. The remainder shall be remitted to the Commissioner and shall be divided into 15 equal shares, with one share to the Conference and one share to each member institution.
- (e) Bowl Revenue Protection Insurance shall be deducted prior to Conference distribution.
- (f) The cost of unused tickets up to the contractually guaranteed ticket purchase number shall be deducted prior to Conference distribution., except as provided in subsection (g) below.
- (g) For bowl games in which a member institution participates as an "alternate" (e.g., 5-7 team) under NCAA Postseason Bowl Game requirements, the participating institution shall retain all revenue distributed by the bowl. The participating institution shall not receive a base retainage or travel allowance as set forth in subsections (a) through (d) above. The participating institution shall also be fully responsible for the contractually guaranteed ticket purchase number and any other expenses associated with participation in the bowl.



2017 SEC BOWL SELECTION PROCESS

CFP BOWLS

(Sugar (SF), Rose (SF), Orange, Peach, Fiesta, Cotton, CFP National Championship)

CONTRACT BOWLS:

- Sugar (SEC vs. Big 12 when Sugar is not a semifinal game)
- Rose (Pac 12 vs. Big Ten when Rose is not a semifinal game)
- Orange (ACC vs. highest ranked SEC/Big Ten non-champion or Notre Dame when Orange is not a semifinal game)

ACCESS BOWLS:

- Fiesta
- Peach
- Cotton

1) Which SEC Team qualifies for the CFP?

The winner of the SEC Championship Game automatically qualifies for a spot in the Peach, Cotton or Fiesta Bowls if that team is not selected to participate in the four-team playoff. If the SEC Champion is selected to participate in the four-team playoff it will play in the Sugar or Rose Bowl.

2) How can additional SEC teams be selected for the CFP?

Additional SEC teams may be selected for the CFP Semifinals (Sugar or Rose) or one of the CFP access bowls (Fiesta, Peach or Cotton Bowls) based on its ranking in the final CFP Selection Committee rankings. There is no limit on the number of teams from any one conference that can be selected to participate in the CFP bowls.

3) How can a SEC Team be selected to participate in the Orange Bowl?

When the Orange Bowl is not a semifinal game and a SEC team is the highest ranked team among the non-champions of the SEC and Big Ten and ranked higher than Notre Dame after the CFP semifinal games have been filled, then that team will participate in the Orange Bowl. There are eight years in which the Orange Bowl is not a semifinal game and the SEC is guaranteed three of the eight years, the Big Ten is guaranteed three of the eight years and the remaining two years can be filled by Notre Dame, the SEC or the Big Ten based on CFP Selection Committee rankings. To be clear, the SEC Champion can never participate in the Orange Bowl unless it is a semifinal game.

4) How does the CFP selection process work in 2017-18?

The CFP Selection Committee ranks the top 25 teams and selects the four teams to participate in the semifinal games (Sugar and Rose). Then, after the contract bowls (Orange) are filled based on conference agreements, the Committee will assign teams to fill the remaining access bowls (Cotton, Fiesta and Peach). The Orange Bowl is filled with an ACC representative and the highest ranked non champion from the SEC and the Big Ten or Notre Dame after the CFP semifinal games have been filled. Each conference champion from the contract bowls (ACC, Big Ten, Big 12, SEC & Pac 12) has a guaranteed spot in its contracted bowl or in an access bowl (Cotton, Fiesta or Peach) if the contracted bowl is a semifinal game and the conference champion is not selected to participate in a semifinal game. The highest ranked champion from the Mountain West, American, Conference USA, Sun Belt or MAC is guaranteed a spot in a CFP bowl and the remaining spots are filled based on the rankings of teams after the contract bowls have been filled.

Bowl	Contract Teams	Date	Time	Network
Cotton Bowl	Filled by CFP Selection Committee	Dec. 29, 2017	8:30 pm ET	ESPN
Fiesta Bowl	Filled by CFP Selection Committee	Dec. 30, 2017	4:00 pm ET	ESPN
Orange Bowl	ACC vs. SEC/Big Ten/ND	Dec. 30, 2017	8:00 pm ET	ESPN
Peach Bowl	Filled by CFP Selection Committee	Jan. 1, 2018	12:30 pm ET	ESPN
Rose Bowl	Semifinal Game	Jan. 1, 2018	5:00 pm ET	ESPN
Sugar Bowl	Semifinal Game	Jan. 1, 2018	8:45 pm ET	ESPN
CFP NCG	Winners of Semifinal Games (Atlanta, GA)	Jan. 8, 2018	8:30 pm ET	ESPN

SEC BOWLS

CITRUS BOWL:

(Orlando, FL) vs. Big 10 • January 1, 2018 – 1:00 pm ET • ABC

After the CFP selection process the Citrus Bowl gets the first selection of available SEC Teams.

POOL OF SIX BOWLS:

After the Citrus Bowl selects a team, there will be a pool of six bowls and the Conference, in consultation with the institutions and the bowls, will make the assignments for these six bowl games from all eligible SEC teams.

The pool of six bowls are as follows:

Outback Bowl (Tampa, FL) vs. Big 10 • January 1, 2018 – Noon ET • ESPN2

TaxSlayer Bowl (Jacksonville, FL) vs. Big Ten/ACC • December 30, 2017 – Noon ET • ESPN

Music City Bowl (Nashville, TN) vs. ACC/Big Ten • December 29, 2017 – 4:30 pm ET • ESPN

Texas Bowl (Houston, TX) vs. Big 12 • December 27, 2017 – 9:00 pm ET • ESPN

Belk Bowl (Charlotte, NC) vs. ACC • December 29, 2017 – 1:00 pm ET • ESPN

Liberty Bowl (Memphis, TN) vs. Big 12 • December 30, 2017 – 12:30 pm ET • ABC

BOWLS AFTER THE POOL OF SIX

Birmingham Bowl (Birmingham, AL) vs. American • December 23, 2017 – Noon ET • ESPN

The Birmingham Bowl selects after the CFP, Citrus Bowl and the Pool of Six Bowls (Outback Bowl, TaxSlayer Bowl, Music City Bowl, Texas Bowl, Belk Bowl and Liberty Bowl).

Independence Bowl (Shreveport, LA) vs. ACC • December 27, 2017 – 1:30 pm ET • ESPN

The Independence Bowl selects after the CFP, Citrus Bowl, the Pool of Six (Outback Bowl, TaxSlayer Bowl, Music City Bowl, Texas Bowl, Belk Bowl and Liberty Bowl) and the Birmingham Bowl.

2017-18 COLLEGE FOOTBALL BOWL SCHEDULE

DATE	TIME (ET)	GAME	TV
Sat, Dec 16	12:00 p.m.	Air Force Reserve Celebration Bowl	ABC
	1:00 p.m.	R+L Carriers New Orleans Bowl	ESPN
	2:30 p.m.	AutoNation Cure Bowl	CBSSN
	3:30 p.m.	Las Vegas Bowl	ABC
	4:30 p.m.	Gildan New Mexico Bowl	ESPN
	8:00 p.m.	Raycom Media Camellia Bowl	ESPN
Tue, Dec 19	7:00 p.m.	Boca Raton Bowl	ESPN
Wed, Dec 20	8:00 p.m.	Frisco Bowl	ESPN
Thu, Dec 21	8:00 p.m.	St. Petersburg Bowl	ESPN
Fri, Dec 22	12:30 p.m.	Bahamas Bowl	ESPN
	4:00 p.m.	Famous Idaho Potato Bowl	ESPN
Sat, Dec 23	12:00 p.m.	Birmingham Bowl	ESPN
	3:30 p.m.	Lockheed Martin Armed Forces Bowl	ESPN
	7:00 p.m.	Dollar General Bowl	ESPN
Sun, Dec 24	8:30 p.m.	Hawai'i Bowl	ESPN
Tue, Dec 26	1:30 p.m.	Zaxby's Heart of Dallas Bowl	ESPN
	5:15 p.m.	Quick Lane Bowl	ESPN
	9:00 p.m.	Cactus Bowl	ESPN
Wed, Dec 27	1:30 p.m.	Independence Bowl	ESPN
	5:15 p.m.	New Era Pinstripe Bowl	ESPN
	8:30 p.m.	Foster Farms Bowl	FOX
	9:00 p.m.	Texas Bowl	ESPN
Thu, Dec 28	1:30 p.m.	Military Bowl Presented by Northrop Grumman	ESPN
	5:15 p.m.	Camping World Bowl	ESPN
	9:00 p.m.	San Diego County Credit Union Holiday Bowl	FS1
	9:00 p.m.	Valero Alamo Bowl	ESPN
Fri, Dec 29	1:00 p.m.	Belk Bowl	ESPN
	2:00 p.m.	Hyundai Sun Bowl	CBS
	4:30 p.m.	Franklin American Mortgage Music City Bowl	ESPN
	8:30 p.m.	Goodyear Cotton Bowl Classic	ESPN
Sat, Dec 30	12:00 p.m.	TaxSlayer Bowl	ESPN
	12:30 p.m.	AutoZone Liberty Bowl	ABC
	TBD	NOVA Home Loans Arizona Bowl	CBSSN
	4:00 p.m.	PlayStation Fiesta Bowl	ESPN
	8:00 p.m.	Capital One Orange Bowl	ESPN
Mon, Jan 1	12:00 p.m.	Outback Bowl	ESPN2
	12:30 p.m.	Chick-fil-A Peach Bowl	ESPN
	1:00 p.m.	Citrus Bowl	ABC
	5:00 p.m.	College Football Playoff at the Rose Bowl Game Presented by Northwestern Mutual	ESPN
	8:45 p.m.	College Football Playoff at the Allstate Sugar Bowl	ESPN
Mon, Jan 8	8:00 p.m.	College Football Playoff National Championship	ESPN



FBA
FOOTBALL BOWL ASSOCIATION



COLLEGE FOOTBALL PLAYOFF

EVERY GAME COUNTS

The College Football Playoff is a four-team event to determine college football's national champion on the field, while preserving the significance of college football's unique regular season where every game counts.

THE BEST TEAMS

The selection committee ranks the teams based on the members' evaluation of the teams' performance on the field, using conference championships won, strength of schedule, head-to-head results, and comparison of results against common opponents to decide among teams that are comparable.

TRADITION

The New Year's holiday period belongs to college football, with two semifinal games rotating annually among the Cotton Bowl, Fiesta Bowl, Orange Bowl, Peach Bowl, Rose Bowl and Sugar Bowl.

CHAMPIONSHIP MONDAY

The two winning teams from the Playoff Semifinals compete for the College Football Playoff National Championship. The national championship game is in a different city each year, always on a Monday night.

UNIVERSAL ACCESS

Every FBS team has equal access to the College Football Playoff based on its performance. No team automatically qualifies.

GOVERNANCE

The 10 FBS conferences manage the College Football Playoff and are members of the entity CFP Administration, LLC.

SELECTION COMMITTEE

A talented group of high-integrity individuals with experience as coaches, student-athletes, college administrators and journalists, along with sitting athletics directors, comprise the selection committee. Members of the committee are: Kirby Hocutt (chair), Frank Beamer, Jeff Bower, Herb Deromedi, Chris Howard, Tom Jernstedt, Bobby Johnson, Jeff Long, Rob Mullens, Dan Radakovich, Gene Smith, Steve Wieberg and Tyrone Willingham.

WWW.COLLEGEFOOTBALLPLAYOFF.COM

[f /CollegeFootballPlayoff](https://www.facebook.com/CollegeFootballPlayoff) [t @cfbplayoff](https://twitter.com/cfbplayoff) [i @cfbplayoff](https://www.instagram.com/cfbplayoff) #CFBPlayoff





COLLEGE FOOTBALL PLAYOFF

SELECTION COMMITTEE RESPONSIBILITIES

- Rank the top 25 teams and assign the top four to semifinals sites.
- Assign teams to New Year's bowls.
 - Create competitive matchups.
 - Attempt to avoid rematches of regular-season games and repeat appearances in specific bowls.
 - Consider geography.

PARTICIPANTS IN THE NEW YEAR'S BOWLS

Both participants in the Orange, Rose and Sugar Bowls are contracted outside the playoff arrangement (Big Ten and Pac-12 to Rose Bowl; SEC and Big 12 to Sugar Bowl; ACC to Orange Bowl against the highest ranked available team from the SEC, Big Ten and Notre Dame). If a conference champion qualifies for the playoff, then the bowl will choose a replacement from that conference. When those bowls host the semifinals and their contracted conference champions do not qualify, then the displaced champion(s) will play in one of the other New Year's bowls.

When not hosting semifinals, the Cotton, Fiesta and Peach Bowls will welcome displaced conference champions and the top-ranked champion from a non-contract conference. The highest-ranked available teams will fill any other berths. The selection committee will make the pairings.

SCHEDULE

							
2017-18	SEMIFINAL (JAN. 1)	SEMIFINAL (JAN. 1)	ORANGE (DEC. 30)	COTTON (DEC. 29)	PEACH (JAN. 1)	FIESTA (DEC. 30)	ATLANTA (JAN. 8)
2018-19	SUGAR (JAN. 1)	ROSE (JAN. 1)	SEMIFINAL (DEC. 29)	SEMIFINAL (DEC. 29)	PEACH (DEC. 29)	FIESTA (JAN. 1)	BAY AREA (JAN. 7)
2019-20	SUGAR (JAN. 1)	ROSE (JAN. 1)	ORANGE (JAN. 1)	COTTON (DEC. 28)	SEMIFINAL (DEC. 28)	SEMIFINAL (DEC. 28)	NEW ORLEANS (JAN. 13)

WWW.COLLEGEFOOTBALLPLAYOFF.COM

 /CollegeFootballPlayoff  @cfbplayoff  @cfbplayoff #CFBPlayoff



NICK SABAN



DR. STUART R. BELL
President
(Texas A&M, '79)

GREG BYRNE
Director of Athletics
(Arizona State '94)

DR. JAMES KING
Faculty Representative
(Alabama, '89)

NICK SABAN
Head Football Coach
(Kent State, '73)

CRIMSON TIDE 2017

Sept. 2	vs. Florida State (Atlanta)
Sept. 9	FRESNO STATE
Sept. 16	COLORADO STATE
Sept. 23	at Vanderbilt**
Sept. 30	OLE MISS**
Oct. 7	at Texas A&M**
Oct. 14	ARKANSAS**
Oct. 21	TENNESSEE**
Oct. 28	Open date
Nov. 4	LSU**
Nov. 11	at Mississippi State**
Nov. 18	MERCER
Nov. 25	at Auburn**

**SEC Game

Bold denotes home game

HOMETOWN: Fremont, West Virginia

ALMA MATER: Kent State (1973)

PLAYING CAREER: Kent State defensive back (1970-72), three-year letterman.

COACHING EXPERIENCE: Kent State Graduate Assistant 1973-74; Kent State Assistant 1975-76; Syracuse Assistant 1977; West Virginia Assistant 1978-79; Ohio State Assistant 1980-81; Navy Assistant 1982; Michigan State Assistant 1983-87; Houston Oilers (NFL) Assistant 1988-89; Toledo Head Coach 1990; Cleveland Browns (NFL) Assistant 1991-94; Michigan State Head Coach 1995-99; LSU Head Coach 2000-04. Miami Dolphins (NFL) Head Coach 2005-06; Alabama Head Coach 2007-present.

COACHING ACHIEVEMENTS: 2003 AP National Coach of the Year; 2003 Eddie Robinson Coach of the Year; 2003 Bear Bryant Coach of the Year; 2003 BCS National Championship; 2008 AP Coach of the Year; 2008 Eddie Robinson Coach of the Year; 2008 Home Depot Coach of the Year; 2008 Liberty Mutual Coach of the Year; 2009, 2011 and 2012 BCS National Championship; 2009, 2011 and 2012 Bobby Bowden Coach of the Year; 2014 Bobby Dodd Coach of the Year; 2016 George Munger Award.

BORN: October 31, 1951

WIFE: Terry

CHILDREN: Nicholas and Kristen

ASSISTANT COACHES

DERRICK ANSLEY (Troy, '05/Defensive Backs/2nd year)

BURTON BURNS (Nebraska, '76/Associate Head Coach/Running Backs/11th year)

BRIAN DABOLL (Rochester, '97/Offensive Coordinator/Quarterbacks/1st year)

KARL DUNBAR (LSU, '92/Defensive Line/2nd year)

BRENT KEY (Georgia Tech, '01/Offensive Line/2nd year)

MICHAEL LOCKSLEY (Towson, '92/Co-Offensive Coordinator/Wide Receivers/1st year)

TOSH LUPOI (California, '05/Co-Defensive Coordinator/Outside Linebackers/3rd year)

JOE PANNUNZIO (Southern Colorado, '82/Special Teams Coordinator/Tight Ends/1st year)

JEREMY PRUITT (West Alabama, '99/Defensive Coordinator/Inside Linebackers/5th year)

SUPPORT STAFF

SCOTT COCHRAN (LSU, '01/Director of Strength and Conditioning/11th year)

BOBBY WILLIAMS (Purdue, '82/Special Assistant to the Head Coach/10th year)

ED MARYNOWITZ (UCF, '06) Associate AD for Football

JOSH MAXSON (Oklahoma State, '01) Assistant AD, Football Communications

ELLIS PONDER (Alabama '10) Director of Football Operations

UNIVERSITY OF ALABAMA



2017 FOOTBALL

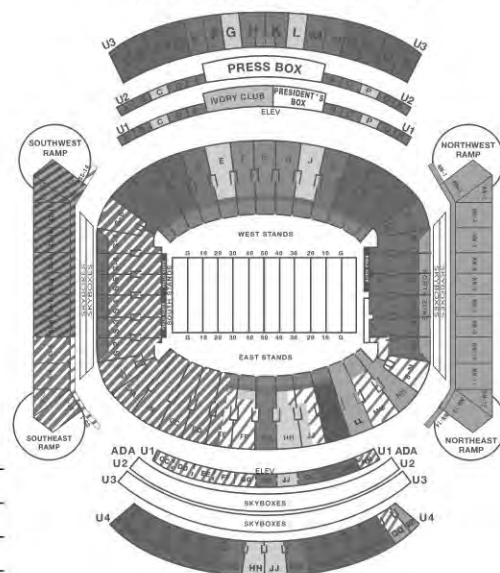
YEAR-BY-YEAR

Year	School	Conf.	Pct.	All	Pct.	Bowl
1990	Toledo	7-1	.875	9-2	.818	
1995	Michigan State	4-3-1	.563	6-5-1	.542	Independence
1996	Michigan State	5-3	.625	6-6	.500	Sun
1997	Michigan State	4-4	.500	7-5	.583	Aloha
1998	Michigan State	4-4	.500	6-6	.500	
1999	Michigan State	6-2	.750	9-2	.818	*Citrus
2000	LSU	5-3	.625	8-4	.667	Peach
2001	LSU	5-3	.625	10-3	.769	Sugar
2002	LSU	5-3	.625	8-5	.615	Cotton
2003	LSU	7-1	.875	13-1	.929	Sugar
2004	LSU	6-2	.750	9-3	.750	Capital One
2005	Miami	NFL		9-7	.563	
2006	Miami	NFL		6-10	.375	
2007	Alabama %	4-4	.500	7-6	.538	Independence
2008	Alabama	8-0	1.000	12-2	.857	Sugar
2009	Alabama	8-0	1.000	14-0	1.000	BCS NCG
2010	Alabama	5-3	.625	10-3	.769	Capital One
2011	Alabama	7-1	.875	12-1	.923	BCS NCG
2012	Alabama	7-1	.875	13-1	.929	BCS NCG
2013	Alabama	7-1	.875	11-2	.846	Sugar
2014	Alabama	7-1	.875	12-2	.857	Sugar
2015	Alabama	7-1	.875	14-1	.933	Cotton
2016	Alabama	8-0	1.000	14-1	.933	Peach
TOTALS		123-41-1	.748	220-78-1	.748	22 Years
College Record		225-78-1	.742	210-61-1	.788	23 Years
Alabama Record		68-12	.850	119-19-0	.862	10 Years
LSU Record		28-12	.700	48-16	.750	5 Years
Michigan State Record		23-16-1	.588	34-24-1	.585	5 Years
Toledo Record		7-1	.875	9-2	.818	1 Year

BOWL RECORD: 10-8
CFP Championship: 3-2

% – Record was 2-6 overall and 1-4 in SEC play after NCAA ruling
*Did not coach in game

BRYANT-DENNY STADIUM



CRIMSON TIDE 2017 QUICK FACTS

LOCATION: Tuscaloosa, Alabama	2016 RECORD: 14-1
FOUNDED: April 12, 1831	2016 SEC RECORD/FINISH: 8-0 SEC Champions
ENROLLMENT: 37,655	SEC CHAMPIONSHIPS: 26 (1933, 34, 37, 45, 53, 64, 65, 66, 71, 72, 73, 74, 75, 77, 78, 79, 81, 89, 92, 99, 2009, 12, 14, 15, 16)
NICKNAME: Crimson Tide	BOWL: 2016 Chick-fil-A Peach Bowl, Washington, W, 24-7 (College Football Playoff Semifinal)
COLORS: Crimson and White	BOWL APPEARANCES: 64
STADIUM: Bryant-Denny Stadium (101,821)	BOWL RECORD: 36-25-3
PLAYING SURFACE: Prescription Athletic Turf (Natural Grass)	LAST BOWL APPEARANCE: 2016 Chick-fil-A Peach Bowl, W, 24-7
FIRST GAME: Oct. 4, 1929 – Alabama 22, Ole Miss 7	LAST COLLEGE FOOTBALL PLAYOFF APPEARANCE: 2017 CFP National Championship Game, Clemson, L, 31-35
HOME RECORD: 548-136-25 (.781)	
HOME ATTENDANCE: 713,463 (101,821 avg./100% Capacity)	
ALL-TIME RECORD: 878-327-43 (.721)	

RETURNING OFFENSIVE STARTERS

No.	Name	POS	CLASS	HT	WT	EXP	Hometown/Last School
75	Bradley Bozeman	OL	R-Sr.	6-5	314	3L	Roanoke, Ala./Handley
34	Damien Harris	RB	Jr.	5-11	216	2L	Richmond, Ky./Madison Southern
2	Jalen Hurts	QB	So.	6-2	214	1L	Houston, Texas/Channelview
71	Ross Pierschbacher	OL	R-Jr.	6-4	304	2L	Cedar Falls, Iowa/Cedar Falls
3	Calvin Ridley	WR	Jr.	6-1	190	2L	Fort Lauderdale, Fla./Monarch
73	Jonah Williams	OL	So.	6-5	301	1L	Folsom, Calif./Folsom

RETURNING DEFENSIVE STARTERS

No.	Name	POS	CLASS	HT	WT	EXP	Hometown/Last School
28	Anthony Averett	DB	R-Sr.	6-0	185	2L	Woodbury, N.J./Woodbury
2	Tony Brown	DB	Sr.	6-0	198	3L	Beaumont, Texas/Ozen
29	Minkah Fitzpatrick	DB	Jr.	6-1	201	2L	Old Bridge, N.J./St. Peter's Prep
20	Shaun Dion Hamilton	LB	Sr.	6-0	233	3L	Montgomery, Ala./Carver
15	Ronnie Harrison	DB	Jr.	6-3	214	2L	Tallahassee, Fla./FSU University School
94	Da'Ron Payne	DL	Jr.	6-2	308	2L	Birmingham, Ala./Shades Valley

STARTERS LOST

No.	Name	POS	CLASS	HT	WT	EXP	Hometown/Last School
93	Jonathan Allen	DL	Sr.	6-3	294	4L	Leesburg, Va./Stone Bridge
22	Ryan Anderson	LB	Sr.	6-3	253	4L	Daphne, Ala./Daphne
11	Gehrig Dieter	WR	Sr.	6-3	207	1L	South Bend, Ind./Washington/Bowling Green
10	Reuben Foster	LB	Sr.	6-1	228	4L	Auburn, Ala./Auburn
99	Adam Griffith	PK	Sr.	5-10	191	4L	Calhoun, Ga./Calhoun
88	O.J. Howard	TE	Sr.	6-6	251	4L	Prattville, Ala./Autauga Academy
26	Marlon Humphrey	DB	R-So.	6-1	196	2L	Hoover, Ala./Hoover
4	Eddie Jackson	DB	Sr.	6-0	194	4L	Lauderdale Lakes, Fla./Boyd Anderson
78	Korren Kirven	OL	R-Sr.	6-4	311	4L	Lynchburg, Va./Brookville
74	Cam Robinson	OL	Jr.	6-6	310	3L	Monroe, La./West Monroe
13	ArDarius Stewart	WR	R-Jr.	6-1	204	3L	Fultondale, Ala./Fultondale
54	Dalvin Tomlinson	DL	R-Sr.	6-3	305	4L	McDonough, Ga./Henry County

RETURNING STATISTICAL LEADERS

RUSHING:						
	ATT	YARDS	AVG	TDS		
Damien Harris	146	1,037	7.1	2		
Jalen Hurts	191	954	5.0	13		
Bo Scarbrough	125	812	6.5	11		
PASSING:						
	ATT	COMP	INT	TDS	YARDS	PCT
Jalen Hurts	382	240	9	23	2,780	62.8
RECEIVING:						
	REC	YARDS	AVG.	AVG/GAME	TDS	
Calvin Ridley	72	769	10.7	51.3	7	
Josh Jacobs	14	156	11.1	10.4	0	
Cam Sims	14	152	10.9	10.9	0	
TACKLES:						
	TOTAL	SOLO	ASST	INT	SACKS	TFL-YDS
Ronnie Harrison	86	56	30	2/64	0/0	1.5/8
Minkah Fitzpatrick	66	41	25	6/186	1.0/9	5.0/14
Shaun Dion Hamilton	64	31	33	2/40	2.0/17	9.0/32
Rashaan Evans	53	32	21	0	4.0/16	4.5/17
Anthony Averett	48	39	9	0	1.0/13	3.0/19
Da'Ron Payne	36	12	24	0	1.5/10	3.5/13

2016 RESULTS

14-1 Overall • 8-0 SEC
Home: 7-0 Away: 4-0 Neutral: 3-1 vs. Top 25: 9-1

Sept. 3	[1/1] vs. Southern California (20/22)	81,359	W, 52-6
Sept. 10	[1/1] WESTERN KENTUCKY	101,821	W, 38-10
Sept. 17	[1/1] at Ole Miss* (19/17)	66,176	W, 48-43
Sept. 24	[1/1] KENT STATE	101,821	W, 48-0
Oct. 1	[1/1] KENTUCKY*	101,821	W, 34-6
Oct. 8	[1/1] at Arkansas* (16/17)	75,459	W, 49-30
Oct. 15	[1/1] at Tennessee* (9/11)	102,455	W, 49-10
Oct. 22	[1/1] TEXAS A&M* (6/6)	101,821	W, 33-14
Nov. 5	[1/1] at LSU* (15/14)	102,321	W, 10-0
Nov. 12	[1/1] MISSISSIPPI STATE*	101,821	W, 51-3
Nov. 19	[1/1] CHATTANOOGA	101,821	W, 31-3
Nov. 26	[1/1] AUBURN* (16/16)	101,821	W, 30-12
Dec. 3	[1/1] vs. Florida (15/16)	74,632	W, 54-16
Dec. 31	[1/1] vs. Washington (4/4)	75,996	W, 24-7
Jan. 9	[1/1] vs. Clemson (2/2) Chick-fil-A Peach Bowl National Semifinal; Atlanta, Ga. CFP National Championship Game; Tampa, Fla.	74,512	L, 31-35

*SEC Game
[AP/Coaches] – Denotes team ranking at the time of the game;
(AP/Coaches) – Denotes opponent ranking at the time of the game

ALABAMA TEAM INFORMATION

BASIC OFFENSE: Pro Style (Multiple)
BASIC DEFENSE: 3-4 (Multiple)

LETTERMEN RETURNING: 52

OFFENSE: 25
DEFENSE: 25
SPECIALTY: 2

LETTERMEN LOST: 21

OFFENSE: 12
DEFENSE: 7
SPECIALTY: 2

STARTERS RETURNING: 13

OFFENSE: 6
DEFENSE: 6
SPECIALTY: 1

STARTERS LOST: 12

OFFENSE: 5
DEFENSE: 6
SPECIALTY: 1

NOTE: Specialists include punter and place-kicker only.

MINKAH FITZPATRICK

Junior • DB • 6-1 • 201 • Old Bridge, N.J.



- One of the top defensive backs in all of college football, Fitzpatrick enters his third season in Tuscaloosa as a top contender for the Jim Thorpe Award
- Holds the Alabama all-time mark for pick-sixes with four interception returns for scores going into the 2017 campaign
- Earned first team All-America honors as a sophomore after a Freshman All-American effort in his first season
- Totaled 111 tackles, 18 pass breakups, eight interceptions for 274 yards and five total touchdowns (3 INT, 1 punt block) in just two seasons with the Tide

JALEN HURTS

Sophomore • QB • 6-2 • 214 • Houston, Texas



- A dual-threat signal-caller, Hurts is coming off a freshman campaign that saw him lead Alabama to the national championship game
- Became the first freshman quarterback to ever start under Nick Saban, finishing with a 13-1 mark as a starter
- Selected as a Freshman All-American by USA Today and ESPN, while also earning SEC Offensive Player of the Year and Freshman of the Year honors from the coaches and the Associated Press
- Finished with 3,734 yards (second most in school history) of total offense (2,780 passing, 954 rushing) and was responsible for a school-record 36 total touchdowns (23 passing, 13 rushing) as a freshman

DA'RON PAYNE

Junior • DL • 6-2 • 308 • Birmingham, Ala.



- Payne enters his junior season as one of the most feared defensive tackles in all of college football
- Recorded 49 tackles, including four for a loss, with a pair of sacks and one fumble recovery for a touchdown in his two seasons with the Tide
- Totaled 36 tackles, three quarterback hurries, one pass breakup and picked up a fumble for a score as a sophomore
- Earned Freshman All-America honors from ESPN.com in his first season where he worked in all 15 games in the nation's top defense

CALVIN RIDLEY

Junior • WR • 6-1 • 190 • Fort Lauderdale, Fla.



- A big play threat in a talent receiving corps, Ridley returns for his sophomore season after a breakout freshman campaign
- Set the Alabama single-season freshman receiving record for yards with 1,045, eclipsing the previous mark of 1,000 held by Amari Cooper in 2012
- Made an immediate impact on the Crimson Tide offense as a freshman, reeling in a SEC-leading 89 catches for a team-high 1,045 yards in 15 games (11 starts)
- 17 of his catches went for 15-plus yards, including five of his seven scores, which came on plays of 30 or more yards
- Recorded five or more catches in 11 games during his first collegiate season

2017 ALPHABETICAL ROSTER

No.	Name	POS	CL	HT	WT	EXP	Hometown
40	Giles Amos	TE	So.	6-4	236	SQ	Perry, Ga.
31	Keaton Anderson	LB	R-So.	6-1	196	1L	Florence, Ala.
28	Anthony Averett	DB	R-Sr.	6-0	185	2L	Woodbury, N.J.
78	Elliot Baker	OL	Jr.	6-7	300	TR	San Francisco, Calif.
41	Parker Bearden	WR	So.	6-1	201	SQ	Bessemer, Ala.
97	Mike Bernier	P	Jr.	6-2	205	TR	Madison, Ala.
75	Bradley Bozeman	OL	R-Sr.	6-5	314	3L	Roanoke, Ala.
65	Deonte Brown	OL	R-Fr.	6-4	350	RS	Decatur, Ala.
48	Mekhi Brown	LB	R-So.	6-5	241	SQ	Columbus, Ga.
2	Tony Brown	DB	Sr.	6-0	198	3L	Beaumont, Texas
45	Hunter Bryant	TE	Sr.	6-5	226	SQ	Roswell, Ga.
49	Isaiah Buggs	DL	Jr.	6-5	292	TR	Ruston, La.
30	Ryan Burns	DB	So.	6-0	214	SQ	Dallas, Ga.
5	Shyheim Carter	DB	So.	6-0	195	1L	Kentwood, La.
67	Josh Casher	OL	R-Jr.	6-1	291	1L	Mobile, Ala.
5	Ronnie Clark	RB	R-Jr.	6-2	215	2L	Calera, Ala.
66	Lester Cotton	OL	Jr.	6-4	324	2L	Tuscaloosa, Ala.
1	Ben Davis	LB	R-Fr.	6-4	235	RS	Gordo, Ala.
99	Raekwon Davis	DL	So.	6-7	303	1L	Meridian, Miss.
7	Trevon Diggs	WR	So.	6-2	195	1L	Gaithersburg, Md.
95	Johnny Dwight	DL	R-Jr.	6-3	301	SQ	Rochelle, Ga.
21	B.J. Emmons	RB	So.	6-0	219	1L	Morganton, N.C.
32	Rashaan Evans	LB	Sr.	6-3	234	3L	Auburn, Ala.
29	Minkah Fitzpatrick	DB	Jr.	6-1	201	2L	Old Bridge, N.J.
45	Thomas Fletcher	LS	Fr.	6-2	220	HS	Georgetown, Texas
87	Miller Forristall	TE	So.	6-5	238	1L	Cartersville, Ga.
1	Robert Foster	WR	R-Sr.	6-2	196	3L	Monaca, Pa.
69	Joshua Frazier	DL	Sr.	6-4	315	3L	Springdale, Ark.
48	Sean Goodman	TE	So.	6-1	234	SQ	Madison, Ala.
45	Bo Grant	DB	Sr.	6-2	201	SQ	Valley, Ala.
24	Terrell Hall	LB	So.	6-5	251	1L	Washington, D.C.
20	Shaun Dion Hamilton	LB	Sr.	6-0	233	3L	Montgomery, Ala.
9	Da'Shawn Hand	DL	Sr.	6-4	282	3L	Woodbridge, Va.
34	Damien Harris	RB	Jr.	5-11	216	2L	Richmond, Ky.
22	Najee Harris	RB	Fr.	6-2	227	HS	Antioch, Calif.
15	Ronnie Harrison	DB	Jr.	6-3	214	2L	Tallahassee, Fla.
63	J.C. Hassenauer	OL	Sr.	6-2	295	3L	Woodbury, Minn.
46	Joseph Harvey	TE	Sr.	5-9	211	SQ	Tyrone, Ga.
84	Hale Hentges	TE	Jr.	6-5	251	2L	Jefferson City, Mo.
36	Mac Hereford	WR	So.	6-2	215	SQ	Birmingham, Ala.
41	Chris Herring	WR	So.	6-4	170	SQ	Tampa, Fla.
42	Keith Holcombe	LB	R-Jr.	6-4	230	2L	Tuscaloosa, Ala.
2	Jalen Hurts	QB	So.	6-2	214	1L	Houston, Texas
32	Swade Hutchinson	WR	Sr.	6-3	189	SQ	Atlanta, Ga.
8	Josh Jacobs	RB	So.	5-10	209	1L	Tulsa, Okla.
33	Anfernee Jennings	LB	R-So.	6-3	265	1L	Dadeville, Ala.
19	Shawn Jennings	DB	R-Fr.	6-1	223	RS	Dadeville, Ala.
4	Jerry Jeudy	WR	Fr.	6-1	184	HS	Deerfield Beach, Fla.
19	Austin Johnson	WR	Jr.	6-2	205	SQ	Elba, Ala.
6	Hootie Jones	DB	Sr.	6-2	215	3L	Monroe, La.
10	Mac Jones	QB	Fr.	6-2	185	HS	Jacksonville, Fla.
50	Vohn Keith	Jr.	DL	Sr.	6-2	248	SQ Mobile, Ala.

No.	Name	POS	CL	HT	WT	EXP	Hometown
56	Brandon Kennedy	OL	R-So.	6-3	298	1L	Wetumpka, Ala.
81	Derek Kief	WR	R-Jr.	6-4	204	2L	Cincinnati, Ohio
90	Jamar King	DL	Sr.	6-4	290	1L	Detroit, Mich.
13	Nigel Knott	DB	R-Fr.	5-11	183	RS	Madison, Miss.
76	Scott Lashley	OL	R-Fr.	6-7	310	RS	West Point, Miss.
70	Alex Leatherwood	OL	Fr.	6-6	327	HS	Pensacola, Fla.
85	Donnie Lee	Jr.	WR	Sr.	6-0	202	SQ Northport, Ala.
21	Rogria Lewis	DB	Sr.	5-11	196	SQ	Birmingham, Ala.
19	Xavian Marks	WR	Jr.	5-8	174	2L	Rosenberg, Texas
21	Jared Mayden	DB	So.	6-0	197	1L	Sachse, Texas
26	Kyriq McDonald	DB	Fr.	5-11	194	HS	Madison, Ala.
25	Xavier McKinney	DB	Fr.	6-1	192	HS	Roswell, Ga.
40	Joshua McMillon	LB	R-So.	6-3	241	SQ	Memphis, Tenn.
52	Scott Meyer	SN	R-Fr.	6-2	226	RS	Alpharetta, Ga.
47	Christian Miller	LB	R-Jr.	6-4	240	2L	Columbia, S.C.
7	Dylan Moses	LB	Fr.	6-3	234	HS	Baton Rouge, La.
37	Donavan Mosley	DB	Jr.	5-10	188	SQ	San Antonio, Texas
16	Jamey Mosley	LB	R-Jr.	6-5	244	1L	Mobile, Ala.
18	Montana Murphy	QB	So.	6-3	205	SQ	Southlake, Texas
79	Chris Owens	OL	R-Fr.	6-3	309	1L	Arlington, Texas
92	Andy Papanastos	PK	R-Sr.	5-11	193	1L	Montgomery, Ala.
42	Jacob Parker	TE	Sr.	6-1	226	SQ	Meridianville, Ala.
53	Ryan Parris	SN	Jr.	6-0	225	SQ	Madison, Ala.
94	Da'Ron Payne	DL	Jr.	6-2	308	2L	Birmingham, Ala.
72	Richie Petitbon	OL	R-So.	6-4	303	SQ	Annapolis, Md.
71	Ross Pierschbacher	OL	R-Jr.	6-4	304	2L	Cedar Falls, Iowa
58	Daniel Powell	DL	So.	5-11	246	SQ	Aliceville, Ala.
37	Jonathan Rice	WR	Jr.	6-4	215	SQ	Madison, Ala.
3	Calvin Ridley	WR	Jr.	6-1	190	2L	Fort Lauderdale, Fla.
23	Aaron Robinson	DB	So.	6-1	185	1L	Deerfield Beach, Fla.
24	Brian Robinson Jr.	RB	Fr.	6-1	218	HS	Tuscaloosa, Ala.
98	Brannon Satterfield	P	Jr.	6-2	214	SQ	Austin, Texas
9	Bo Scarbrough	RB	Jr.	6-2	232	2L	Northport, Ala.
15	JK Scott	P	Sr.	6-6	204	3L	Denver, Colo.
14	Tyrell Shavers	WR	Fr.	6-6	209	HS	Lewisville, Texas
16	T.J. Simmons	WR	So.	6-2	202	1L	Pinson, Ala.
17	Cam Sims	WR	Sr.	6-5	205	3L	Monroe, La.
30	Daniel Skehan	WR	Sr.	6-0	201	SQ	Lancaster, Pa.
82	Irv Smith Jr.	TE	R-Fr.	6-4	243	RS	New Orleans, La.
91	O.J. Smith	DL	R-Jr.	6-2	305	SQ	Bossier City, La.
83	Cam Stewart	TE	So.	6-8	251	SQ	San Jose, Calif.
13	Tua Tagovailoa	QB	Fr.	6-1	219	HS	Ewa Beach, Hawaii
88	Major Tennison	TE	Fr.	6-5	244	HS	Flint, Texas
14	Deionte Thompson	DB	R-So.	6-2	193	1L	Orange, Texas
12	Chadarius Townsend	RB	Fr.	6-0	192	HS	Tanner, Ala.
39	Levi Wallace	DB	Sr.	6-0	181	1L	Tucson, Ariz.
59	Dallas Warmack	OL	Jr.	6-2	308	2L	Atlanta, Ga.
73	Jonah Williams	OL	So.	6-5	301	1L	Folsom, Calif.
92	Quinnen Williams	DL	R-Fr.	6-4	285	RS	Birmingham, Ala.
30	Mack Wilson	LB	So.	6-2	231	1L	Montgomery, Ala.
95	Taylor Wilson	DL	So.	6-0	274	SQ	Huntington Beach, Calif.
77	Matt Womack	OL	R-So.	6-7	326	1L	Hernando, Miss.
3	Daniel Wright	DB	Fr.	6-1	185	HS	Fort Lauderdale, Fla.

YEAR-BY-YEAR RECORDS

Year	Coach	SEC	SEC Finish	Overall	Bowls
1892	E.N. Beaumont			2-2	
1893	Eli Abbott			0-4	
1894	Eli Abbott			3-1	
1895	Eli Abbott			0-4	
1896	Otto Wagonhurst			2-1	
1897	Allen McCants			1-0	
1898	No Team				
1899	W.A. Hartin			3-1	
1900	M. Griffin			2-3	
1901	M.H. Harvey			2-1-2	
1902	Eli Abbott, J.O. Heyworth			4-4	
1903	W.B. Blount			3-4	
1904	W.B. Blount			7-3	
1905	Jack Leavenworth			6-4	
1906	J.W.H. Pollard			5-1	
1907	J.W.H. Pollard			5-1-2	
1908	J.W.H. Pollard			6-1-1	
1909	J.W.H. Pollard			5-1-2	
1910	Guy S. Lowman			4-4	
1911	D.V. Graves			5-2-2	
1912	D.V. Graves			5-3-1	
1913	D.V. Graves			6-3	
1914	D.V. Graves			5-4	
1915	Thomas Kelly			6-2	
1916	Thomas Kelly			6-3	
1917	Thomas Kelly			5-2-1	
1918	No Team				
1919	Xen C. Scott			8-1	
1920	Xen C. Scott			10-1	
1921	Xen C. Scott			5-4-2	
1922	Xen C. Scott			6-3-1	
1923	Wallace Wade			7-2-1	
1924	Wallace Wade			8-1	
1925	Wallace Wade			10-0	Rose
1926	Wallace Wade			9-0-1	Rose
1927	Wallace Wade			5-4-1	
1928	Wallace Wade			6-3	
1929	Wallace Wade			6-3	
1930	Wallace Wade			10-0	Rose
1931	Frank W. Thomas			9-1	
1932	Frank W. Thomas			8-2	
1933	Frank W. Thomas	5-0-1	1	7-1-1	
1934	Frank W. Thomas	7-0	1t	10-0	Rose
1935	Frank W. Thomas	4-2	5	6-2-1	
1936	Frank W. Thomas	5-0-1	2	8-0-1	
1937	Frank W. Thomas	6-0	1	9-1	Rose
1938	Frank W. Thomas	4-1-1	2t	7-1-1	
1939	Frank W. Thomas	2-3-1	8	5-3-1	
1940	Frank W. Thomas	4-2	4	7-2	
1941	Frank W. Thomas	5-2	3	9-2	Cotton
1942	Frank W. Thomas	4-2	5	8-3	Orange
1943	No Team				
1944	Frank W. Thomas	3-1-2	3t	5-2-2	Sugar
1945	Frank W. Thomas	6-0	1	10-0	Rose
1946	Frank W. Thomas	4-3	6	7-4	
1947	H.D. "Red" Drew	5-2	3	8-3	Sugar
1948	H.D. "Red" Drew	4-4-1	6t	6-4-1	
1949	H.D. "Red" Drew	4-3-1	6	6-3-1	
1950	H.D. "Red" Drew	6-2	3	9-2	
1951	H.D. "Red" Drew	3-5	7t	5-6	
1952	H.D. "Red" Drew	4-2	4	4-2	Orange
1953	H.D. "Red" Drew	4-0-3	1	6-3-3	Cotton
1954	H.D. "Red" Drew	3-3-2	6t	4-5-2	
1955	J.B. "Ears" Whitworth	0-7	12	0-10	
1956	J.B. "Ears" Whitworth	2-5	8t	2-7-1	
1957	J.B. "Ears" Whitworth	1-6-1	11	2-7-1	
1958	Paul "Bear" Bryant	3-4-1	6t	5-4-1	
1959	Paul "Bear" Bryant	4-1-2	4	7-2-2	Liberty
1960	Paul "Bear" Bryant	5-1-1	3	8-1-2	Bluebonnet
1961	Paul "Bear" Bryant	7-0	1t	11-0	Sugar
1962	Paul "Bear" Bryant	6-1	2	10-1	Orange
1963	Paul "Bear" Bryant	6-2	3	9-2	Sugar
1964	Paul "Bear" Bryant	8-0	1	10-1	Orange
1965	Paul "Bear" Bryant	6-1-1	1	9-1-1	Orange
1966	Paul "Bear" Bryant	6-0	1t	11-0	Sugar
1967	Paul "Bear" Bryant	5-1	2	8-2-1	Cotton
1968	Paul "Bear" Bryant	4-2	3t	8-3	Gator
1969	Paul "Bear" Bryant	2-4	8	6-5	Liberty
1970	Paul "Bear" Bryant	3-4	7t	6-5-1	Bluebonnet
1971	Paul "Bear" Bryant	7-0	1	11-1	Orange
1972	Paul "Bear" Bryant	7-1	1	10-2	Cotton
1973	Paul "Bear" Bryant	8-0	1	11-1	Sugar
1974	Paul "Bear" Bryant	6-0	1	11-1	Orange
1975	Paul "Bear" Bryant	6-0	1	11-1	Sugar
1976	Paul "Bear" Bryant	5-2	3	9-3	Liberty
1977	Paul "Bear" Bryant	7-0	1t	11-1	Sugar
1978	Paul "Bear" Bryant	6-0	1	11-1	Sugar
1979	Paul "Bear" Bryant	6-0	1	12-0	Sugar
1980	Paul "Bear" Bryant	5-1	2t	10-2	Cotton
1981	Paul "Bear" Bryant	6-0	1t	9-2-1	Cotton
1982	Paul "Bear" Bryant	3-3	6t	8-4	Liberty
1983	Ray Perkins	4-2	3t	8-4	Sun
1984	Ray Perkins	2-4	7t	5-6	
1985	Ray Perkins	4-1-1	2t	9-2-1	Aloha
1986	Ray Perkins	4-2	2t	10-3	Sun
1987	Bill Curry	4-2	4t	7-5	Hall of Fame
1988	Bill Curry	4-3	4t	9-3	Sun
1989	Bill Curry	6-1	1t	10-2	Sugar
1990	Gene Stallings	5-2	2t	7-5	Fiesta

Year	Coach	SEC	SEC Finish	Overall	Bowls
1991	Gene Stallings	6-1	2	11-1	Blockbuster
1992	Gene Stallings	8-0	1	13-0	Sugar
1993	Gene Stallings	# 0-8	-	# 1-12	Gator
1994	Gene Stallings	8-0	1-W	12-1	Citrus
1995	Gene Stallings	5-3	-	8-3	
1996	Gene Stallings	6-2	1-W	10-3	Outback
1997	Mike DuBose	2-6	T5-W	4-7	
1998	Mike DuBose	4-4	3-W	7-5	Music City
1999	Mike DuBose	7-1	1-W	10-3	Orange
2000	Mike DuBose	3-5	6-W	3-8	
2001	Dennis Franchione	4-4	T3-W	7-5	Independence
2002	Dennis Franchione	6-2	-	10-3	
2003	Mike Shula	2-6	-	4-9	
2004	Mike Shula	3-5	T3-W	6-6	Music City
2005	Mike Shula	0-2	6-W	0-2	Cotton
(Originally 10-2 with 10 wins vacated by NCAA ruling)					
2006	Mike Shula	0-6	6-W	0-7	Independence
(Originally 6-7 with 6 wins vacated by NCAA ruling)					
2007	Nick Saban	1-4	5-W	2-6	Independence
(Originally 7-6 with 5 wins vacated by NCAA ruling)					
2008	Nick Saban	8-0	1-W	12-2	Sugar
2009	Nick Saban	8-0	1-W	14-0	BCS NCG
2010	Nick Saban	5-3	4-W	10-3	Capital One
2011	Nick Saban	7-1	2-W	12-1	BCS NCG
2012	Nick Saban	7-1	1-W	13-1	BCS NCG
2013	Nick Saban	7-1	2-W	11-2	Sugar
2014	Nick Saban	7-1	1-W	12-2	Sugar
2015	Nick Saban	7-1	1-W	14-1	Cotton & CFP NCG
2016	Nick Saban	8-0	1-W	14-1	Peach & CFP NCG

Includes forfeits imposed by NCAA

BOWL RESULTS 36-25-3

Bowl	Opponent	Result	Date
Rose	Washington	W 20-19	1-1-26
Rose	Stanford	T 7-7	1-1-27
Rose	Washington State	W 24-0	1-1-31
Rose	Stanford	W 29-13	1-1-35
Rose	California	L 13-0	1-1-38
Cotton	Texas A&M	W 29-21	1-1-42
Orange	Boston College	W 37-21	1-1-43
Sugar	Duke	L 26-29	1-1-45
Rose	Southern Cal	W 34-14	1-1-46
Sugar	Texas	L 7-27	1-1-48
Orange	Syracuse	W 61-6	1-1-53
Cotton	Rice	L 6-28	1-1-54
Liberty	Penn State	L 0-7	12-9-59
Bluebonnet	Texas	T 3-3	12-17-60
Sugar	Arkansas	W 10-3	1-1-62
Orange	Oklahoma	W 17-0	1-1-63
Sugar	Ole Miss	W 12-7	1-1-64
Orange	Texas	L 17-21	1-1-65
Orange	Nebraska	W 39-28	1-1-66
Sugar	Nebraska	W 34-7	1-2-67
Cotton	Texas A&M	L 16-20	1-1-68
Gator	Missouri	L 10-35	12-28-68
Liberty	Colorado	L 33-47	12-13-69
Bluebonnet	Oklahoma	T 24-24	12-31-70
Orange	Nebraska	L 6-38	1-1-72
Cotton	Texas	L 13-17	1-1-73
Sugar	Notre Dame	L 23-24	1-1-74
Orange	Notre Dame	L 11-13	1-1-75
Sugar	Penn State	W 13-6	12-31-75
Liberty	UCLA	W 36-6	12-20-76
Sugar	Ohio State	W 35-6	1-2-78
Sugar	Penn State	W 14-7	1-1-79
Sugar	Arkansas	W 24-9	1-1-80
Cotton	Baylor	W 30-2	1-1-81
Cotton	Texas	L 12-14	1-1-82
Liberty	Illinois	W 21-15	12-29-82
Sun	Southern Methodist	W 28-7	12-24-83
Aloha	Southern Cal	W 24-3	12-28-85
Sun	Washington	W 28-6	12-25-86
Hall of Fame	Michigan	L 24-28	1-2-88
Sun	Army	W 29-28	12-29-88
Sugar	Miami (Florida)	W 25-33	1-1-90
Fiesta	Louisville	L 7-35	1-1-91
Blockbuster	Colorado	W 30-25	12-28-91
Sugar	Miami (Florida)	W 34-13	1-1-93
Gator	North Carolina	W 24-10	12-31-93
Citrus	Ohio State	W 24-17	1-2-95
Outback	Michigan	W 17-14	1-1-97
Music City	Virginia Tech	L 7-38	12-29-98
Orange	Michigan	L 34-35 (OT)	1-1-00
Independence	Iowa State	W 14-13	12-27-01
Music City	Minnesota	L 16-20	12-31-04
Cotton	Texas Tech	W 13-10	12-06
Independence	Oklahoma State	L 31-34	12-28-06
Independence	Colorado	W 30-24	12-30-07
Sugar	Utah	L 17-31	12-09
BCS NCG	Texas	W 37-21	1-7-10
Capital One Bowl	Michigan State	W 49-7	1-1-11
BCS NCG	LSU	W 21-0	1-9-12
BCS NCG	Notre Dame	W 42-14	1-7-13
Sugar	Oklahoma	L 31-45	1-2-14
Sugar	Ohio State	L 35-42	1-1-15
Cotton	Michigan State	W 38-0	12-31-15
CFP NCG	Clemson	W 45-40	1-11-16
Peach Bowl	Washington	W 24-7	12-31-16
CFP NCG	Clemson	L 35-31	1-9-17

BRET BIELEMA



DR. JOSEPH E. STEINMETZ
Chancellor
(Central Michigan Univ., '77)



JEFF LONG
Vice Chancellor/
Athletics Director
(Ohio Wesleyan, '82)



GERALD JORDAN
Faculty Representative
(Arkansas, '70)



BRET BIELEMA
Head Football Coach
(Iowa, '92)



RAZORBACKS 2017

Aug. 31 (Thurs.)	FLORIDA A&M (Little Rock)
Sept. 9	TCU
Sept. 16	Open date
Sept. 23	vs. Texas A&M** (Arlington)
Sept. 30	NEW MEXICO STATE
Oct. 7	at South Carolina**
Oct. 14	at Alabama**
Oct. 21	AUBURN**
Oct. 28	at Ole Miss**
Nov. 4	COASTAL CAROLINA
Nov. 11	at LSU**
Nov. 18	MISSISSIPPI STATE**
Nov. 24	MISSOURI**

**SEC Game
Bold denotes home game

HOMETOWN: Prophetstown, Ill.

ALMA MATER: Iowa (1992)

PLAYING CAREER: A defensive tackle at Iowa, he lettered from 1989-92, helping the Hawkeyes win the 1990 Big Ten championship, and was team captain as a senior.

COACHING EXPERIENCE: Graduate Assistant – Iowa 1994-95; Linebackers – Iowa 1996-2001; co-Defensive Coordinator/Linebackers – Kansas State 2002-03; Defensive Coordinator/Linebackers – Wisconsin 2004-05; Head Coach – Wisconsin, 2006-12; Head Coach – Arkansas, Dec. 2012-Present

COACHING ACHIEVEMENTS: 2012 Big Ten Championship; 2011 Big Ten Championship; 2010 Big Ten Championship; 2003 Big 12 Championship

BORN: Jan. 13, 1970

WIFE: Jen

ASSISTANT COACHES

DAN ENOS (Michigan State, '91) Offensive Coordinator/
Quarterbacks – 3rd year

PAUL RHOADS (Missouri Western, '89) Defensive Coordinator/
Secondary – 2nd year

KURT ANDERSON (Michigan, '01) Offensive Line – 2nd year

VERNON HARGREAVES (Connecticut, '86) Inside Linebackers
– 3rd year

BARRY LUNNEY JR. (Arkansas, '96) Tight Ends – 5th year

REGGIE MITCHELL (Central Michigan, '84) Running Backs –
2nd year

JOHN SCOTT JR. (Western Carolina, '00) Defensive Line – 1st
year

MICHAEL SMITH (Kansas State, '95) Wide Receivers – 5th year

CHAD WALKER (LSU, '00) Outside Linebackers – 1st year

SUPPORT STAFF

BEN HERBERT (Wisconsin, '02) Head Strength and Conditioning Coach

MARK TAURISANI (SUNY Fredonia, '03) Assistant Athletics Director for
Football Operations

BOBBY ALLEN (Virginia Tech, '83) Director of High School and NFL
Relations

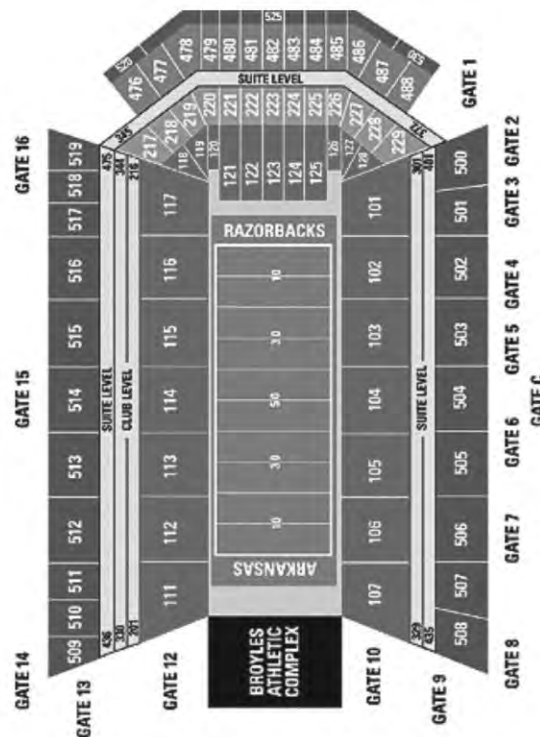


YEAR-BY-YEAR

Year	School	Conf.	Pct.	All	Pct.	Bowl
2006	Wisconsin	7-1	.875	12-1	.923	Capital One
2007	Wisconsin	5-3	.625	9-4	.692	Outback
2008	Wisconsin	3-5	.375	7-6	.538	Champs Sports
2009	Wisconsin	5-3	.625	10-3	.769	Champs Sports
2010	Wisconsin	7-1	.875	11-2	.846	Rose
2011	Wisconsin	6-2	.750	11-3	.786	Rose
2012	Wisconsin	4-4	.500	8-5	.615	*Rose
2013	Arkansas	0-8	.000	3-9	.250	
2014	Arkansas	2-6	.250	7-6	.538	Texas
2015	Arkansas	5-3	.625	8-5	.615	Liberty
2016	Arkansas	3-5	.375	7-6	.538	Belk
TOTALS		47-41	.534	93-50	.650	11 Years
Arkansas Record		10-22	.313	25-26	.490	4 Years

BOWL RECORD: 4-5 .444

* did not coach team in bowl game



RAZORBACKS 2017 QUICK FACTS

LOCATION: Fayetteville, Ark.

FOUNDED: 1871

ENROLLMENT: 27,600

NICKNAME: Razorbacks

COLORS: Cardinal and White

STADIUM: Fayetteville: Donald W. Reynolds Razorback Stadium (72,000)
Little Rock: War Memorial Stadium (54,120)

PLAYING SURFACE: Synthetic Powerblade 2.5 (Fayetteville); Field Turf (Little Rock)

FIRST GAME: Sept. 24, 1938 – Arkansas 27, Oklahoma A&M 7

HOME RECORD: 472-194-14 (.704)

HOME ATTENDANCE: Fayetteville: 440,079;
Little Rock: 46,988

ALL-TIME RECORD: 709-486-40 (.590)

2016 RECORD: 7-6

2016 SEC RECORD/FINISH: 3-5/T-5th West

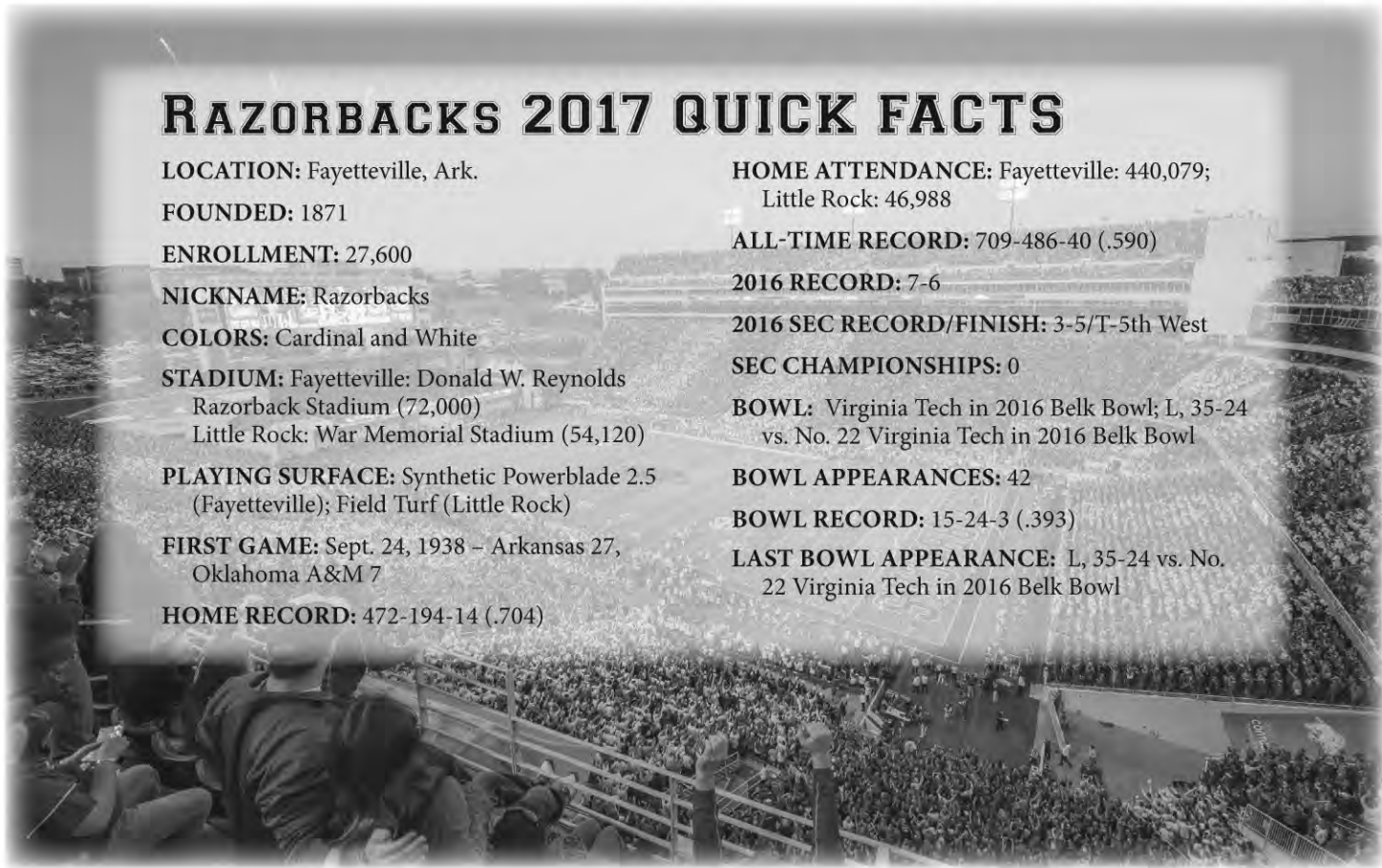
SEC CHAMPIONSHIPS: 0

BOWL: Virginia Tech in 2016 Belk Bowl; L, 35-24 vs. No. 22 Virginia Tech in 2016 Belk Bowl

BOWL APPEARANCES: 42

BOWL RECORD: 15-24-3 (.393)

LAST BOWL APPEARANCE: L, 35-24 vs. No. 22 Virginia Tech in 2016 Belk Bowl



RETURNING OFFENSIVE STARTERS

No.	Name	POS	CLASS	HT	WT	EXP	Hometown/Last School
8	Austin Allen	QB	Sr	6-1	209	3L	Fayetteville, Ark./Fayetteville HS
51	Hjalte Froholdt	OL	Jr	6-4	318	2L	Svendborg, Denmark/IMG Academy [Fla.]
32	Hayden Johnson	FB	So	6-3	248	1L	Columbia, Mo./Rock Bridge HS
72	Frank Ragnow	OL	Sr	6-5	319	3L	Victoria, Minn./Chanhassen HS
50	Jake Raulerson	OL	Sr	6-4	301	1L	Celina, Texas/Celina HS/Texas
60	Brian Wallace	OL	Jr	6-6	335	2L	Florissant, Mo./Christian Brothers College HS

RETURNING DEFENSIVE STARTERS

No.	Name	POS	CLASS	HT	WT	EXP	Hometown/Last School
23	Dre Greenlaw	LB	Jr	6-0	226	2L	Fayetteville, Ark./Fayetteville HS
28	Josh Liddell	DB	Sr	6-1	210	3L	Pine Bluff, Ark./Dollarway Senior HS
11	Ryan Pulley	DB	Jr	5-11	198	2L	Fort Myers, Fla./Island Coast HS
9	Santos Ramirez	DB	Jr	6-2	205	2L	Shreveport, La./Evangel Christian Academy
5	Henre' Toliver	DB	Sr	6-1	185	3L	Marrero, La./Archbishop Rummel HS

STARTERS LOST

No.	Name	POS	CLASS	HT	WT	EXP	Hometown/Last School
4	Keon Hatcher	WR	Sr	6-2	207	4L	Owasso, Okla./Owasso HS
80	Drew Morgan	WR	Sr	6-0	193	4L	Greenwood, Ark./Greenwood HS
70	Dan Skipper	OL	Sr	6-10	319	4L	Arvada, Colo./Ralston Valley HS
83	Jeremy Sprinkle	TE	Sr	6-6	256	4L	White Hall, Ark./White Hall HS
22	Rawleigh Williams III	RB	So	5-10	226	2L	Dallas, Texas/Bishop Lynch HS
97	Tevin Beanum	DL	Jr	6-4	251	3L	Forrest City, Ark./Forrest City HS
29	Jared Collins	DB	Sr	5-11	173	4L	Tulsa, Okla./Booker T. Washington HS
51	Brooks Ellis	LB	Sr	6-2	245	4L	Fayetteville, Ark./Fayetteville HS
94	Taiwan Johnson	DL	Sr	6-2	284	3L	Manvel, Texas/Manvel HS
55	Jeremiah Ledbetter	DL	Sr	6-3	280	2L	Orlando, Fla./Gainesville HS [Ga.]/Hutchinson CC [Ka.]
48	Deatrich Wise Jr.	DL	Sr	6-5	271	4L	Carrollton, Texas/Hebron HS

RETURNING STATISTICAL LEADERS

RUSHING:								
	G	ATT	YARDS	AVG	TDS	AVG/G		
Devwah Whaley	13	110	602	5.5	3	46.3		
PASSING:								
	G	ATT	COMP	TD	INT	YDS	PCT	AVG/G
Austin Allen	13	401	245	25	15	3,430	61.1	263.8
RECEIVING:								
	G	REC	YARDS	AVG.	TDS	AVG/G		
Jared Cornelius	11	32	515	16.1	4	46.8		
TACKLES:								
	G	TOTAL	SOLO	ASST	INT (YDS)	SACKS (YDS)	TFL (YDS)	
Josh Liddell	13	63	35	28	2 (2)	--	2.0 (8)	
Ryan Pulley	13	47	33	14	2 (75)	--	0.5 (0)	
Henre' Toliver	13	45	30	15	2 (70)	--	1.0 (1)	
Dwayne Eugene	13	44	20	24	1 (8)	--	1.0 (1)	
Santos Ramirez	12	43	30	13	1 (24)	--	--	
Dre Greenlaw	7	42	22	20	1 (3)	--	1.5 (3)	
De'Andre Coley	12	37	20	17	--	--	0.5 (1)	
De'Jon Harris	12	37	18	19	--	1.0 (6)	2.0 (8)	
McTelvin Agim	13	27	8	19	--	2.5 (13)	5.5 (23)	

ARKANSAS TEAM INFORMATION

BASIC OFFENSE: Multiple
BASIC DEFENSE: 3-4

LETTERMEN RETURNING: 45

OFFENSE: 19
DEFENSE: 23
SPECIALTY: 3

LETTERMEN LOST: 30

OFFENSE: 14
DEFENSE: 13
SPECIALTY: 3

STARTERS RETURNING: 12

OFFENSE: 6
DEFENSE: 5
SPECIALTY: 1

STARTERS LOST: 12

OFFENSE: 5
DEFENSE: 6
SPECIALTY: 1

2016 RESULTS

7-6 Overall • 3-5 SEC
Home: 5-2 Away: 2-2 Neutral: 0-2 vs. Top 25: 3-5

Sept. 3	[RV/RV] LOUISIANA TECH	69,132	W, 21-20
Sept. 10	[--/RV] at TCU (15/12)	48,091	W, 41-38 [2OT]
Sept. 17	[24/24] TEXAS STATE	72,114	W, 42-3
Sept. 24	[17/18] vs. Texas A&M* (10/13)	67,751	L, 24-45
Oct. 1	[20/22] ALCORN STATE	46,988	W, 52-10
Oct. 8	[16/17] ALABAMA* (1/1)	75,459	L, 30-49
Oct. 15	[22/22] OLE MISS* (12/13)	73,786	W, 34-30
Oct. 22	[17/17] at Auburn* (21/24)	87,451	L, 3-56
Nov. 5	[RV/RV] FLORIDA* (10/9)	74,432	W, 31-10
Nov. 12	[RV/RV] LSU* (19/19)	75,156	L, 10-38
Nov. 19	[RV/RV] at Mississippi State*	58,538	W, 58-42
Nov. 25	[RV/RV] at Missouri*	51,043	L, 24-28
Dec. 29	vs. Virginia Tech (18/19)	46,902	L, 24-35

* SEC game

[AP/Coaches] – Denotes team ranking at the time of the game;
(AP/Coaches) – Denotes opponent ranking at the time of the game

ALL-STAR CANDIDATES

AUSTIN ALLEN

Senior • Quarterback • 6-1 • 215 • Fayetteville, Ark.



- Led the SEC with 3,430 passing yards, including a league-best 2,291 in conference play, in 2016.
- Behind nine multi-touchdown pass games, he totaled 25 touchdown passes to rank second in the SEC.
- Completed 61.1 percent of his passes and boasted a 146.04 passer rating with a 200+ rating in three outings.
- Led the SEC in yards per attempt with 8.3 and red-zone touchdown passes with 19.
- Tied for the FBS lead in passing touchdowns against ranked opponents with 15.

FRANK RAGNOW

Senior • Offensive Line • 6-5 • 317 • Victoria, Minn.



- Rimington Trophy candidate
- Named the nation's best offensive lineman, best run blocker and a first-team All-American by Pro Football Focus (PFF) in 2016.
- Paved the way for running back Rawleigh Williams III to capture the SEC regular-season rushing title with 1,326 yards.
- Helped the Razorbacks manufacture 428.4 yards of total offense per game, highlighted by five games with both 200 yards rushing and passing.
- Didn't allow a sack for the second straight season.
- Has made 26 straight starts heading into his senior campaign with 14 starts at right guard and 12 at center.

JARED CORNELIUS

Senior • Wide Receiver • 5-11 • 212 • Shreveport, La.



- Highlighted by three 100-plus yard receiving performances, recorded 32 receptions for 515 yards and four touchdown catches in 2016.
- Logged 100+ yards through the air in Weeks 4, 5 and 6 to match a 20-year old school record of three straight 100-yard receiving performances.
- With 14 catches for 309 yards and two TDs in Weeks 5-8, no SEC receiver was more productive in the month of October as his 309 yards receiving were tops in the conference during that span.
- Had a streak of 15 offensive touches that resulted in a first down or touchdown.
- Averaged 16.09 yards per catch to rank second on the team and ninth in the SEC among players with 30+ catches.

DRE GREENLAW

Junior • Linebacker • 6-0 • 229 • Fayetteville, Ark.



- Collected 138 tackles, including 5.0 for loss and 1.0 sack, forced three fumbles and recorded one interception during his first two seasons.
- Led the team in tackles seven times over the past two years.
- Turned in five career double-digit tackle efforts.
- Started all seven games played and finished with 42 tackles and one interception in 2016.
- Earned Freshman All-America honors in 2015 after he totaled 95 tackles, including 3.5 for loss, forced two fumbles and recorded one interception his first two seasons (20 games).

2017 ALPHABETICAL ROSTER

No.	Name	POS	HT	WT	CL	EXP	Hometown
68	Kirby Adcock	OL	6-5	288	Fr.	HS	Nashville, Ark.
3	McTelvin Agim	DL	6-3	286	So.	1L	Texarkana, Texas
8	Austin Allen	QB	6-1	215	Sr.	3L	Fayetteville, Ark.
14	Maleek Barkley	WR	5-10	175	Fr.	HS	Austin, Texas
81	Jarrod Barnes	WR	5-11	172	Fr.	HS	Cabot, Ark.
86	Jamario Bell	LB	6-5	258	So.	SQ	Junction City, Ark.
17	Kofi Boateng	WR	6-1	190	R-Fr.	RS	Arlington, Texas
53	Ben Brasuell	LB	6-1	202	R-Fr.	RS	Benton, Ark.
21	Montaric Brown	DB	6-0	175	Fr.	HS	Ashdown, Ark.
1	Chevin Calloway	DB	5-10	188	Fr.	HS	Dallas, Texas
44	Austin Cantrell	TE	6-3	264	So.	1L	Roland, Okla.
41	Austin Capps	DL	6-4	300	So.	1L	Star City, Ark.
46	Damani Carter	LB	5-11	239	So.	1L	Fayetteville, Ark.
66	Ty Clary	OL	6-4	286	Fr.	HS	Fayetteville, Ark.
57	Shane Clinin	OL	6-6	300	Fr.	HS	Festus, Mo.
20	De'Andre Coley	DB	6-1	211	Sr.	3L	Miami, Fla.
54	Terrell Collins	LB	6-0	240	So.	JC	St. Louis, Mo.
1	Jared Cornelius	WR	5-11	212	Sr.	3L	Shreveport, La.
2	Kamren Curl	DB	6-1	193	Fr.	HS	Muskogee, Okla.
32	Jordon Curtis	DB	5-11	181	Fr.	HS	Jenks, Okla.
13	Nate Dalton	DB	6-3	193	So.	SQ	Baton Rouge, La.
49	Robert Decker	LS	5-11	253	Sr.	1L	Greenwich, Conn.
97	Brandon DePrato	LB	6-4	222	R-Fr.	RS	Cypress, Texas
22	Deon Edwards	DB	6-1	212	R-Fr.	RS	Clermont, Fla.
86	Tobias Enlow	WR	6-2	202	R-Fr.	RS	North Little Rock, Ark.
35	Dwayne Eugene Jr.	LB	6-1	240	Sr.	3L	Marrero, La.
40	Kyrei Fisher	LB	6-1	234	Fr.	HS	Tulsa, Okla.
51	Hjalte Froholdt	OL	6-5	311	Jr.	2L	Svendborg, Denmark
62	Johnny Gibson	OL	6-4	333	Jr.	1L	Dumas, Ark.
80	Will Gragg	TE	6-4	254	So.	SQ	Dumas, Ark.
23	Dre Greenlaw	LB	6-0	229	Jr.	2L	Fayetteville, Ark.
7	Briston Guidry	DL	6-2	279	R-Fr.	RS	Metairie, La.
83	De'Shawn Gullede	WR	5-9	175	Fr.	HS	Kensett, Ark.
89	Grayson Gunter	TE	6-6	236	So.	1L	Madison, Miss.
99	Elias Hale	LB	6-4	219	R-Fr.	RS	Fayetteville, Ark.
95	Jake Hall	DL	6-5	263	Jr.	1L	Springdale, Ark.
67	Tyler Hall	OL	6-4	296	R-Fr.	RS	Maumelle, Ark.
6	T.J. Hammonds	WR	5-10	195	So.	1L	Little Rock, Ark.
71	Jackson Hannah	OL	6-2	305	Jr.	SQ	Bentonville, Ark.
8	De'Jon Harris	LB	6-0	242	So.	1L	Harvey, La.
45	Josh Harris	LB	5-10	221	Jr.	2L	Pine Bluff, Ark.
2	Chase Hayden	RB	5-10	191	Fr.	HS	Memphis, Tenn.
69	Dylan Hays	OL	6-3	298	R-Fr.	RS	Little Rock, Ark.
9	Cole Hedlund	K	5-10	164	Jr.	2L	Argyle, Texas
55	Jake Heinrich	OL	6-4	293	R-Fr.	RS	Urbandale, Iowa
27	Hayden Henry	LB	6-1	209	Fr.	HS	Little Rock, Ark.
15	Korey Hernandez	DB	5-10	174	Fr.	HS	Atlanta, Ga.
26	Justice Hobbs	RB	5-10	214	R-Fr.	RS	Farmington, Ark.
64	Audry Horn	OL	6-2	329	Fr.	HS	Benton, Ark.
11	Daulton Hyatt	QB	6-4	188	Fr.	HS	Attalla, Ala.
78	Bijhon Jackson	DL	6-1	339	Sr.	3L	El Dorado, Ark.
74	Colton Jackson	OL	6-5	298	So.	1L	Conway, Ark.
34	Kendrick Jackson	FB	6-0	253	Jr.	2L	Haynesville, La.
3	Koilan Jackson	WR	6-2	214	Fr.	HS	Little Rock, Ark.
4	Alexy Jean-Baptiste	LB	6-2	231	R-Fr.	RS	Pompano Beach, Fla.
18	Blake Johnson	P	6-1	185	So.	SQ	Long Beach, Calif.
32	Hayden Johnson	FB	6-2	256	So.	1L	Columbia, Mo.
10	Jordan Jones	WR	6-1	185	R-Fr.	RS	Smackover, Ark.

No.	Name	POS	HT	WT	CL	EXP	Hometown
39	Byron Keaton	DB	5-10	183	So.	1L	Camden, Ark.
15	Cole Kelley	QB	6-7	268	R-Fr.	RS	Lafayette, La.
38	Blake Kern	TE	6-4	245	R-Fr.	RS	Lamar, Ark.
87	Jack Kraus	TE	6-5	248	Jr.	2L	Bentonville, Ark.
19	Giovanni LaFrance	LB	6-0	239	R-Fr.	RS	New Orleans, La.
28	Josh Liddell	DB	6-1	211	Sr.	3L	Pine Bluff, Ark.
42	Connor Limpert	K	6-1	180	So.	1L	Allen, Texas
18	Jack Lindsey	QB	6-2	194	R-Fr.	RS	Fayetteville, Ark.
26	Ryder Lucas	DB	6-0	195	Jr.	2L	The Woodlands, Texas
43	George Madden	LS	6-1	225	So.	SQ	Blanchard, Okla.
73	Deion Malone	OL	6-3	304	Jr.	RS	Batesville, Miss.
42	Jonathan Marshall	DL	6-3	310	R-Fr.	RS	Shepherd, Texas
5	Brandon Martin	WR	6-4	219	So.	JC	Monroe, La.
92	Blake Mazza	P/K	5-9	173	Fr.	HS	Plano, Texas
24	Jarques McClellion	DB	6-0	172	Fr.	HS	Lake Worth, Fla.
31	Connor McPherson	RB	5-7	192	Sr.	SQ	The Woodlands, Texas
79	Jalen Merrick	OL	6-4	322	So.	1L	Oak Hill, Fla.
38	Reid Miller	DB	5-9	201	Jr.	2L	Hollidaysburg, Pa.
31	Grant Morgan	LB	5-11	220	R-Fr.	RS	Greenwood, Ark.
84	Tyson Morris	WR	6-1	199	Fr.	TR	West Helena, Ark.
29	Derrick Munson	LB	5-11	203	Fr.	HS	New Orleans, La.
7	Jonathan Nance	WR	6-0	182	Jr.	JC	Gulfport, Miss.
85	Cheyenne O'Grady	TE	6-4	253	So.	SQ	Fayetteville, Ark.
18	Jeremy Patton	TE	6-6	236	Jr.	JC	Indianapolis, Ind.
44	Josh Paul	LB	6-2	205	Fr.	HS	Kenner, La.
39	Tyler Pennington	LB	5-10	210	Fr.	HS	Cary, Ill.
16	La'Michael Pettway	WR	6-2	220	So.	1L	Nashville, Ark.
34	Tyler Phillips	LB	6-1	224	So.	1L	North Little Rock, Ark.
71	David Porter	DL	6-3	241	Fr.	HS	Little Rock, Ark.
14	Carson Proctor	QB	6-3	212	R-Fr.	RS	Vero Beach, Fla.
11	Ryan Pulley	DB	5-11	196	Jr.	2L	Fort Myers, Fla.
72	Frank Ragnow	OL	6-5	317	Sr.	3L	Victoria, Minn.
76	Paul Ramirez	OL	6-5	308	Sr.	SQ	Rialto, Calif.
9	Santos Ramirez	DB	6-2	198	Jr.	2L	Shreveport, La.
10	Randy Ramsey	LB	6-4	228	Jr.	2L	Fort Lauderdale, Fla.
50	Jake Raulerson	OL	6-4	313	Sr.	1L	Celina, Texas
6	Gabe Richardson	LB	6-3	239	So.	JC	Decatur, Ga.
30	Kevin Richardson II	DB	5-11	185	Sr.	3L	Jacksonville, Ark.
96	Karl Roesler	LB	6-1	252	Sr.	3L	Louisville, Ky.
75	Zach Rogers	OL	6-1	309	Jr.	2L	Carrollton, Texas
48	Jordan Silver	LS	6-3	235	Fr.	HS	Branson, Mo.
25	Micahh Smith	DB	6-0	202	R-Fr.	RS	Marshall, Texas
52	T.J. Smith	DL	6-3	290	So.	1L	Moultrie, Ga.
61	Cooper Sone	OL	6-2	272	So.	SQ	Fayetteville, Ark.
13	Deon Stewart	WR	5-11	162	So.	1L	Highland, Ark.
4	Ty Storey	QB	6-2	226	So.	SQ	Charleston, Ark.
91	Michael Taylor II	DL	6-2	258	Jr.	RS	Orlando, Fla.
5	Henre' Toliver	DB	6-1	185	Sr.	3L	Marrero, La.
14	Britto Tutt	DB	6-1	179	So.	RS	Augusta, Ga.
78	Dalton Wagner	OL	6-9	311	Fr.	HS	Spring Grove, Ill.
33	Dee Walker	LB	6-2	215	R-Fr.	RS	Moultrie, Ga.
60	Brian Wallace	OL	6-6	337	Jr.	2L	Florissant, Mo.
19	River Warnock	WR	5-11	190	Jr.	SQ	North Little Rock, Ark.
9	De'Vion Warren	WR	5-10	181	Fr.	HS	Monroe, La.
90	Armon Watts	DL	6-5	309	Jr.	1L	St. Louis, Mo.
21	Devwah Whaley	RB	5-11	216	So.	1L	Beaumont, Texas
33	David Williams	RB	6-1	220	Sr.	TR	Philadelphia, Pa.
23	Maleek Williams	RB	5-11	218	Fr.	HS	Punta Gorda, Fla.
37	Brenden Young	LB	6-1	202	So.	TR	Little Rock, Ark.

YEAR-BY-YEAR RECORDS

Year	Coach	SEC	SEC Finish	Overall	Bowls
1894	John C. Futrall			2-1	
1895	John C. Futrall			1-0	
1896	John C. Futrall			2-1	
1897	B.N. Wilson			2-0-1	
1898	B.N. Wilson			2-1	
1899	Colbert Searles			3-1-1	
1900	Colbert Searles			2-1-1	
1901	Charles Thomas			3-5	
1902	Charles Thomas			6-3	
1903	D.A. McDaniel			3-4	
1904	A.D. Brown			4-3	
1905	A.D. Brown			2-6	
1906	F.C. Longman			2-4-2	
1907	F.C. Longman			3-4-1	
1908	Hugo Bezdek			5-4	
1909	Hugo Bezdek			7-0	
1910	Hugo Bezdek			7-1	
1911	Hugo Bezdek			6-2-1	
1912	Hugo Bezdek			4-6	
1913	E.T. Pickering			7-2	
1914	E.T. Pickering			4-5	
1915	T.T. McConnell	1-1	2t	4-2-1	
1916	T.T. McConnell	0-2	5t	4-4	
1917	Norman Paine	0-1-1	6	5-1-1	
1918	Norman Paine	0-1	6t	3-2	
1919	J.B. Craig	1-2	5	3-4	
1920	G.W. McLaren	2-0-1	2	3-2-2	
1921	G.W. McLaren	2-1	3	5-3-1	
1922	Francis Schmidt	1-3	6	5-4	
1923	Francis Schmidt	2-2	4t	6-2-1	
1924	Francis Schmidt	1-2-1	7	7-2-1	
1925	Francis Schmidt	2-2-1	4t	4-4-1	
1926	Francis Schmidt	2-2	3t	5-5	
1927	Francis Schmidt	3-1	3	8-1	
1928	Francis Schmidt	3-1	2	7-2	
1929	Fred Thomsen	3-2	3	7-2	
1930	Fred Thomsen	2-2	5	3-6	
1931	Fred Thomsen	0-4	7	3-5-1	
1932	Fred Thomsen	1-4	7	1-6-2	
1933	Fred Thomsen	4-1	1	7-3-1	Dixie
1934	Fred Thomsen	2-3-1	5	4-4-2	
1935	Fred Thomsen	2-4	5	5-5	
1936	Fred Thomsen	5-1	1	7-3	
1937	Fred Thomsen	3-2-1	3	6-2-2	
1938	Fred Thomsen	1-5	6t	2-7-1	
1939	Fred Thomsen	2-3-1	5	4-5-1	
1940	Fred Thomsen	1-5	6	4-6	
1941	Fred Thomsen	0-6	7	3-7	
1942	George Cole	0-6	7	3-7	
1943	John Tomlin	1-4	5t	2-7	
1944	Glen Rose	2-2-1	3	5-5-1	
1945	Glen Rose	1-5	7	3-7	
1946	John Barnhill	5-1	1t	6-3-2	Cotton
1947	John Barnhill	1-4-1	5t	6-4-1	Dixie
1948	John Barnhill	2-4	5	5-5	
1949	John Barnhill	2-4	6	5-5	
1950	Otis Douglas	1-5	7	2-8	
1951	Otis Douglas	2-4	6	5-5	
1952	Otis Douglas	1-5	7	2-8	
1953	Bowden Wyatt	2-4	5	3-7	
1954	Bowden Wyatt	5-1	1	8-3	Cotton
1955	Jack Mitchell	3-2-1	4	5-4-1	
1956	Jack Mitchell	3-3	4	6-4	
1957	Jack Mitchell	2-4	5t	6-4	
1958	Frank Broyles	2-4	5t	4-6	
1959	Frank Broyles	5-1	1t	9-2	Gator
1960	Frank Broyles	6-1	1	8-3	Cotton
1961	Frank Broyles	6-1	1t	8-3	Sugar
1962	Frank Broyles	6-1	2	9-2	Sugar
1963	Frank Broyles	3-4	4	5-5	
1964	Frank Broyles	7-0	1	11-0	Cotton
1965	Frank Broyles	7-0	1	10-1	Cotton
1966	Frank Broyles	5-2	2t	8-2	
1967	Frank Broyles	3-3-1	5	4-5-1	
1968	Frank Broyles	6-1	1t	10-1	Sugar
1969	Frank Broyles	6-1	2	9-2	Sugar
1970	Frank Broyles	6-1	2	9-2	
1971	Frank Broyles	5-1-1	2	8-3-1	Liberty
1972	Frank Broyles	3-4	4t	6-5	
1973	Frank Broyles	3-3-1	4t	5-5-1	
1974	Frank Broyles	3-3-1	4t	6-4-1	
1975	Frank Broyles	6-1	1t	10-2	Cotton
1976	Frank Broyles	3-4-1	6	5-5-1	
1977	Lou Holtz	7-1	2	11-1	Orange
1978	Lou Holtz	6-2	2t	9-2-1	Fiesta
1979	Lou Holtz	7-1	1t	10-2	Sugar
1980	Lou Holtz	3-5	6t	7-5	Hall of Fame

Year	Coach	SEC	SEC Finish	Overall	Bowls
1981	Lou Holtz	5-3	4	8-4	Gator
1982	Lou Holtz	5-2-1	3	9-2-1	Bluebonnet
1983	Lou Holtz	4-4	5	6-5	
1984	Ken Hatfield	5-3	3t	7-4-1	Liberty
1985	Ken Hatfield	6-2	2t	10-2	Holiday
1986	Ken Hatfield	6-2	2t	9-3	Orange
1987	Ken Hatfield	5-2	2t	9-4	Liberty
1988	Ken Hatfield	7-0	1	10-2	Cotton
1989	Ken Hatfield	7-1	1	10-2	Cotton
1990	Jack Crowe	1-7	7	3-8	
1991	Jack Crowe	5-3	2t	6-6	Independence
1992	Jack Crowe/Joe Kines	3-4-1	4-W	3-7-1	
1993	Danny Ford	#4-3-1	2-W	#6-4-1	
1994	Danny Ford	2-6	T4-W	4-7	
1995	Danny Ford	6-2	1-W	8-5	Carquest
1996	Danny Ford	2-6	5-W	4-7	
1997	Danny Ford	2-6	T5-W	4-7	
1998	Houston Nutt	6-2	T1-W	9-3	Citrus
1999	Houston Nutt	4-4	T3-W	8-4	Cotton
2000	Houston Nutt	3-5	T5-W	6-6	Las Vegas
2001	Houston Nutt	4-4	T3-W	7-5	Cotton
2002	Houston Nutt	5-3	T1-W	9-5	Music City
2003	Houston Nutt	4-4	4-W	9-4	Independence
2004	Houston Nutt	3-5	T3-W	5-6	
2005	Houston Nutt	2-6	4-W	4-7	
2006	Houston Nutt	7-1	1-W	10-4	Capital One
2007	Houston Nutt	4-4	T3-W	8-5	^Cotton
2008	Bobby Petrino	2-6	T4-W	5-7	
2009	Bobby Petrino	3-5	T4-W	8-5	Liberty
2010	Bobby Petrino	6-2	T2-W	10-3	Sugar
2011	Bobby Petrino	6-2	3-W	11-2	Cotton
2012	John L. Smith	2-6	6-W	4-8	
2013	Bret Bielema	0-8	7-W	3-9	
2014	Bret Bielema	2-6	7-W	7-6	Texas
2015	Bret Bielema	5-3	T3-W	8-5	Liberty
2016	Bret Bielema	3-5	T5-W	7-6	Belk

Includes game forfeited to Arkansas; joined SEC in 1992

^ Reggie Herring coached the bowl game

BOWL RESULTS 15-24-3

Bowl	Opponent	Result	Date
Dixie	Centenary	T 7-7	1-1-34
Cotton	LSU	T 0-0	1-1-47
Dixie	William & Mary	W 21-19	1-1-48
Cotton	Georgia Tech	L 6-14	1-1-55
Gator	Georgia Tech	W 14-7	1-1-60
Cotton	Duke	L 6-7	1-1-61
Sugar	Alabama	L 3-10	1-1-62
Sugar	Ole Miss	L 13-17	1-1-63
Cotton	Nebraska	W 10-7	1-1-65
Cotton	LSU	L 7-14	1-1-66
Sugar	Georgia	W 16-2	1-1-69
Sugar	Ole Miss	L 22-27	1-1-70
Liberty	Tennessee	L 13-14	12-20-71
Cotton	Georgia	W 31-10	1-1-76
Orange	Oklahoma	W 31-6	1-2-78
Fiesta	UCLA	T 10-10	12-25-78
Sugar	Alabama	L 9-24	1-1-80
Hall of Fame	Tulane	W 34-15	12-27-80
Gator	North Carolina	L 27-31	12-28-81
Bluebonnet	Florida	W 28-24	12-31-82
Liberty	Auburn	L 15-21	12-27-84
Holiday	Arizona State	W 18-17	12-22-85
Orange	Oklahoma	L 8-42	1-1-87
Liberty	Georgia	L 17-20	12-29-87
Cotton	UCLA	L 3-17	1-2-89
Cotton	Tennessee	L 27-31	1-1-90
Independence	Georgia	L 15-24	12-29-91
Carquest	North Carolina	L 10-20	12-30-95
Citrus	Michigan	L 31-45	1-1-99
Cotton	Texas	W 27-6	1-1-2000
Las Vegas	UNLV	L 14-31	12-21-00
Cotton	Oklahoma	L 3-10	1-1-01
Music City	Minnesota	L 14-29	12-30-02
Independence	Missouri	W 27-14	12-31-03
Capital One	Wisconsin	L 14-17	1-1-07
Cotton	Missouri	L 7-38	1-1-08
Liberty	East Carolina	W 20-17	1-2-10
Sugar	Ohio State	L 26-31	1-4-11
Cotton	Kansas State	W 29-16	1-6-12
Texas	Texas	W 31-7	12-29-14
Liberty	Kansas State	W 45-23	1-2-16
Belk	Virginia Tech	L 24-35	12-29-16

GUS MALZAHN



STEVEN LEATH
President
(Penn State, 1979; Delaware, 1981; Illinois, 1984)



JAY JACOBS
Athletics Director
(Auburn, '85)



MARY BOUDREAUX
Faculty Representative
(LSU, '79)



GUS MALZAHN
Head Football Coach
(Henderson State, '90)

TIGERS 2017

Sept. 2	GEORGIA SOUTHERN
Sept. 9	at Clemson
Sept. 16	MERCER
Sept. 23	at Missouri**
Sept. 30	MISSISSIPPI STATE**
Oct. 7	OLE MISS**
Oct. 14	at LSU**
Oct. 21	at Arkansas**
Oct. 28	Open date
Nov. 4	at Texas A&M**
Nov. 11	GEORGIA**
Nov. 18	ULM
Nov. 25	ALABAMA**

**SEC Game
Bold denotes home game

HOMETOWN: Fort Smith, Ark.

ALMA MATER: Henderson State, 1990

PLAYING CAREER: Arkansas, 1984-85; Henderson State, 1988-89

COACHING EXPERIENCE: Head coach, Arkansas State (2012); Offensive coordinator: Auburn (2009-11); Tulsa (2007-08); Arkansas (2006); Arkansas high school head coach (1992-2005); Head Coach, Auburn (2013-present)

COACHING HIGHLIGHTS: 2012 Sun Belt champions; offensive coordinator of 2010 national champion Auburn Tigers; 2013 SEC Champions; 2014 BCS National Championship Game

BORN: October 28, 1965

WIFE: Kristi

CHILDREN: Kylie, Kenzie

ASSISTANT COACHES

KEVIN STEELE (Tennessee, '81) Defensive Coordinator, 2nd year

CHIP LINDSEY (Alabama, '97) Offensive Coordinator/Quarterbacks, 1st year

RODNEY GARNER (Auburn, '90) Associate Head Coach/Defensive Line, 5th year

KODI BURNS (Auburn, '11) Co-Offensive Coordinator/Wide Receivers, 2nd year

TIM HORTON (Arkansas, '90) Special Teams Coordinator/Running Backs, 5th year

HERB HAND (Hamilton, '90) Offensive Line, 2nd year

LARRY PORTER (Memphis, '96) Tight Ends, 1st year

GREG BROWN (UTEP, '80) Secondary, 1st year

TRAVIS WILLIAMS (Auburn, '05) Linebackers, 2nd year

SUPPORT STAFF

RYAN RUSSELL (West Liberty, '03) Director of Strength and Conditioning

PATRICK SUDES (Alabama, '05) Assistant Athletic Director/Football

JORRELL BOSTROM (Auburn, '11) Director of Player Development

DOUG GOODWIN (Auburn, '84) Director of High School Relations

KENNY INGRAM (Arkansas State, '99) Director of Player Relations

STEFAN SCHMIDT (Alabama, '12) Director of Player Personnel

BRETT WHITESIDE (Arkansas State, '12) Director of Football Operations

MOLLIE MOORE (Auburn, '12) – Director of Recruiting Operations

AUBURN UNIVERSITY

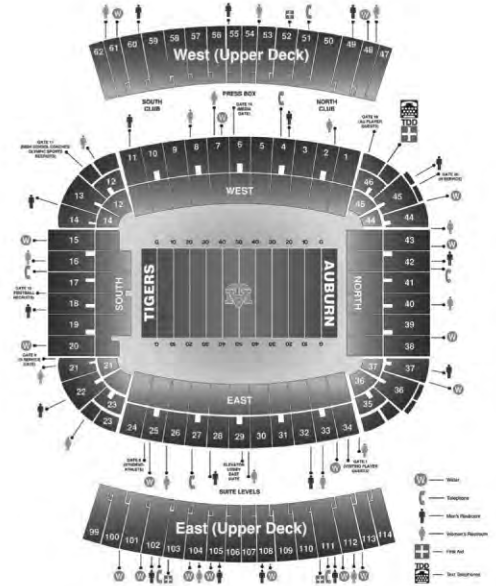


2017 FOOTBALL

YEAR-BY-YEAR

Year	School	Conf.	Pct.	All	Pct.	Bowl
2012	Arkansas State	7-1	.875	9-3	.750	*GoDaddy.com
2013	Auburn	7-1	.875	12-2	.857	BCS NCG
2014	Auburn	4-4	.500	8-5	.615	Outback
2015	Auburn	2-6	.250	7-6	.538	Birmingham
2016	Auburn	5-3	.625	8-5	.615	Sugar
TOTALS		25-15	.625	44-21	.677	5 Years
Auburn Record		18-14	.563	35-18	.660	4 Years
Arkansas State Record		7-1	.875	9-3	.750	1 Year
BOWL RECORD:		1-3	.250			

*Did not coach in game



TIGERS 2017 QUICK FACTS

LOCATION: Auburn, Alabama

FOUNDED: 1856

ENROLLMENT: 25,469

NICKNAME: Tigers

COLORS: Burnt Orange (PMS 158) and Navy Blue (PMS 289)

STADIUM: Jordan-Hare Stadium (87,451)

PLAYING SURFACE: Natural Grass

FIRST GAME: Nov. 30, 1939 – Auburn 7, Florida 7

HOME RECORD: 311-81-7 (.788)

HOME ATTENDANCE: 695,498 (86,937 avg./99.41% Capacity)

ALL-TIME RECORD: 749-432-47 (.629)

2017 RECORD: 8-5

2017 SEC RECORD/FINISH: 5-3/Tied for 2nd SEC West

SEC CHAMPIONSHIPS: 8 (1957, 83, 87, 88t, 89t, 2004, 2010, 2013)

BOWL: Allstate Sugar Bowl L, Auburn (19) vs. Oklahoma(35)

BOWL APPEARANCES: 41

BOWL RECORD: 23-16-2

LAST BOWL APPEARANCE: Allstate Sugar Bowl Jan. 2, 2017

RETURNING OFFENSIVE STARTERS

No.	Name	POS	CLASS	HT	WT	EXP	Hometown/Last School
78	Darius James	OL	Sr.	6-4	324	1L	Killeen, TX/Texas
73	Austin Golson	OL	Sr.	6-5	312	2L	Prattville, AL/Ole Miss
71	Braden Smith	OL	Sr.	6-6	303	3L	Olathe, KS/Olathe South
13	Sean White	QB	Jr.	6-0	211	2L	Boca Raton, FL/University Nova South
36	Kamryn Pettway	RB	Jr.	6-0	235	2L	Montgomery, AL/Prattville
27	Chandler Cox	FB	Jr.	6-1	239	2L	Apopka, FL/Apopka
12	Eli Stove	WR	So.	6-0	183	1L	Niceville, FL/Niceville
81	Darius Slayton	WR	So.	6-2	190	1L	Norcross, GA/Greater Atlanta Christian
38	Daniel Carlson	K	Sr.	6-4	223	3L	Colorado Springs, CO/Classical Academy
29	Tyler Stovall	H	Sr.	6-0	213	3L	Hokes Bluff, AL/Hokes Bluff
69	Ike Powell	LS	Sr.	6-3	267	3L	Tifton, GA/Tift County

RETURNING DEFENSIVE STARTERS

No.	Name	POS	CLASS	HT	WT	EXP	Hometown/Last School
95	Dontavius Russell	DL	Jr.	6-3	310	2L	Carrollton, GA/Carrollton
3	Marlon Davidson	DL	So.	6-3	282	1L	Greenville, AL/Greenville
57	Deshawn Davis	LB	Jr.	5-11	246	2L	Prichard, AL/Prichard
30	Tré Williams	LB	Sr.	6-2	225	3L	Mobile, AL/St. Paul's
49	Darrell Williams	LB	Jr.	6-2	244	2L	Hoover, AL/Hoover
6	Carlton Davis	DB	Jr.	6-1	203	2L	Miami, FL/Miami Norland
14	Stephen Roberts	DB	Sr.	5-11	189	3L	Opelika, AL/Opelika
28	Tray Matthews	DB	Sr.	6-1	209	2L	Newnan, GA/Georgia

STARTERS LOST

No.	Name	POS	CLASS	HT	WT	EXP	Hometown/Last School
1	Montravius Adams	DT	Sr.	6-4	309	4L	Vienna, GA/Dooly County
55	Carl Lawson	DE	Jr.	6-2	253	3L	Alpharetta, GA/Milton
15	Joshua Holsey	DB	Sr.	5-11	195	4L	Fairburn, GA/Creekside
23	Johnathan Ford	DB	Sr.	6-0	204	4L	Big Cove, AL/New Hope
63	Alex Kozan	OG	Sr.	6-4	310	4L	Castle Rock, CO/Valor Christian
70	Robert Leff	OT	Sr.	6-6	299	4L	Fairhope, AL/Fairhope
8	Tony Stevens	WR	Sr.	6-4	212	4L	Orlando, FL/Evans
91	Kevin Phillips	P	Sr.	6-0	185	2L	Greenwood, MS/Miss Gulf Coast CC

RETURNING STATISTICAL LEADERS

RUSHING:		ATT	YARDS	AVG	TDS		
Kamryn Pettway	209	1,224	112.4	7			
Kerryon Johnson	182	895	74.6	11			
PASSING:		ATT	COMP	INT	TDS	YARDS	PCT
Sean White	208	133	3	9	1,679	63.9	
RECEIVING:		REC	YARDS	AVG.	AVG/GAME	TDS	
Ryan Davis	25	194	7.8	14.9	1		
Eli Stove	23	224	9.7	18.7	0		
TACKLES:		TOTAL	SOLO	ASST	INT	SACKS	TFL-YDS
Tray Matthews	76	43	33	1	--	1.0 (1)	
Tré Williams	67	36	31	--	1.0 (3)	3.5 (7)	
Deshawn Davis	63	34	29	--	--	7.0 (14)	
Stephen Roberts	57	33	24	2	--	1.5 (3)	
Darrell Williams	52	33	19	--	--	3.0 (5)	

2016 RESULTS

8-5 Overall • 5-3 SEC
Home: 6-2 Away: 2-2 Neutral: 0-1 vs. Top 25: 2-4

Sept. 3	[RV/RV] CLEMSON (2/2)	87,451	L, 13-19
Sept. 10	[RV/RV] ARKANSAS STATE*	86,825	W, 51-14
Sept. 17	[RV/RV] TEXAS A&M* (17/20)	87,175	L, 16-29
Sept. 24	[--/RV] LSU* (18/17)	87,451	W, 18-13
Oct. 1	[RV/RV] ULM	84,243	W, 58-7
Oct. 8	[RV/RV] at Mississippi State*	60,102	W, 38-14
Oct. 22	[21/24] ARKANSAS* (17/17)	87,451	W, 56-3
Oct. 29	[15/17] at Ole Miss* (--/rv)	65,927	W, 40-29
Nov. 5	[11/12] VANDERBILT*	87,451	W, 23-16
Hov. 12	[8/8] at Georgia*	92,746	L, 7-13
Nov. 19	[18/16] ALABAMA A&M	87,451	W, 55-0
Nov. 26	[16/16] at Alabama* (1/1)	101,821	L, 12-30
Jan. 2	[17/17] vs. Oklahoma (7/7)	54,077	L, 19-35

Allstate Sugar Bowl; New Orleans, La.

*SEC Game

[AP/Coaches] – Denotes team ranking at the time of the game;

(AP/Coaches) – Denotes opponent ranking at the time of the game

AUBURN TEAM INFORMATION

BASIC OFFENSE: Spread
BASIC DEFENSE: Multiple

LETTERMEN RETURNING: 53

OFFENSE: 23
DEFENSE: 25
SPECIALTY: 5

LETTERMEN LOST: 21

OFFENSE: 9
DEFENSE: 11
SPECIALTY: 1

STARTERS RETURNING: 17

OFFENSE: 7
DEFENSE: 6
SPECIALTY: 4

STARTERS LOST: 13

OFFENSE: 5
DEFENSE: 6
SPECIALTY: 0

NOTE: Specialists include punter and place-kicker only.

**DANIEL
CARLSON**

Senior, K, 6-4, 223, Colorado Springs, Colorado



- Lou Groza Award finalist as a sophomore and junior, earning second team All-America honors
- 2016 SEC Special Teams Player of the Year and led the SEC in scoring (10.3 ppg)
- Ranks eighth in SEC career field goals made (69), fourth in SEC career FG percentage (83.1), ninth in SEC career scoring (354) and second in SEC consecutive PAT made (141)

**KAMRYN
PETTWAY**

Junior, RB, 6-0, 235, Montgomery, Alabama



- Led the SEC in rushing with 122.4 yards per game in 2016
- Averaged 138.7 yards per game against SEC opponents, with a high of 236 yards at Ole Miss
- Rushed for 100+ yards in seven of 10 games played last season; his four consecutive 150+ yard games were the first by an Auburn running back since Bo Jackson in 1985
- 2016 Doak Walker Award semifinalist and first team all-SEC

**TRAY
MATTHEWS**

Senior, DB, 6-1, 209, Newnan, Georgia



- Entering his third season as a starter at safety in the Auburn secondary
- Led the Tigers in tackles last season with 76 stops
- The Auburn defense ranked seventh nationally in scoring defense, allowing only 17.1 points per game, giving up only 14 passing and 23 total touchdowns during the 2016 season

**BRADEN
SMITH**

Senior, OL, 6-6, 303, Olathe, Kansas



- 27 career starts on the offensive line
- Second team All-America and first team all-SEC in 2016
- Helped the Tigers lead the SEC in rushing at 271.3 yards per game and post 11 100-yard rushing performances last season



2016 ALPHABETICAL ROSTER

No.	Name	POS	CL	HT	WT	Hometown
16	Devin Adams	QB	6-3	244	Jr.	Mobile, AL
70	Calvin Ashley	OL	6-6	350	Fr.	Orlando, FL
16	Malcolm Askew	DB	5-11	182	Fr.	McCalla, AL
48	Montavious Atkinson	LB	6-1	218	Jr.	Fairburn, GA
6	Devan Barrett	RB	6-0	185	Fr.	Tampa, FL
74	Wilson Bell	OL	6-5	355	Sr.	Mobile, AL
82	Pete Berryman	TE	6-3	221	Jr.	Birmingham, AL
52	Nick Brahms	OL	6-3	276	Fr.	Navarre, FL
33	K.J. Britt	LB	6-0	239	Fr.	Oxford, AL
22	John Broussard Jr.	DB	5-11	172	So.	Phenix City, AL
5	Derrick Brown	DL	6-5	316	So.	Sugar Hill, GA
65	Tucker Brown	OL	6-3	288	Jr.	Trussville, AL
1	Big Cat Bryant	Buck	6-5	224	Fr.	Cordele, GA
80	Sal Cannella	TE	6-5	228	So.	Schaumburg, IL
26	Anders Carlson	K	6-3	185	Fr.	Colorado Springs, CO
38	Daniel Carlson	K	6-4	223	Sr.	Colorado Springs, CO
67	Tyler Carr	OL	6-5	316	So.	Southside, AL
93	Tyler Carter	DL	6-1	270	So.	Decatur, AL
43	Cedric Chambers	RB	5-7	187	So.	Valley, AL
44	Rawlins Cleveland	FB	5-11	231	Fr.	Auburn, AL
91	Nick Coe	DL	6-5	270	RFr.	Asheboro, NC
9	Byron Cowart	DE	6-3	283	Jr.	Seffner, FL
27	Chandler Cox	FB	6-1	239	Jr.	Apopka, FL
3	Nate Craig-Myers	WR	6-2	213	So.	Dade City, FL
45	Chase Cramer	FB	5-10	205	So.	Orlando, FL
3	Marlon Davidson	DL	6-3	282	So.	Greenville, AL
6	Carlton Davis	DB	6-1	203	Jr.	Miami, FL
57	Deshawn Davis	LB	5-11	246	Jr.	Prichard, AL
13	Javaris Davis	DB	5-10	186	So.	Jacksonville, FL
11	Kyle Davis	WR	6-2	213	So.	Loganville, GA
23	Ryan Davis	WR	5-9	175	Jr.	St. Petersburg, FL
12	Jamel Dean	DB	6-2	215	So.	Cocoa, FL
20	Jeremiah Dinson	DB	6-0	186	So.	Miami, FL
50	Casey Dunn	OL	6-4	292	Sr.	Trussville, AL
5	John Franklin III	WR/QB	6-1	184	Sr.	Ft. Lauderdale, FL
41	Josh French	LB	5-11	209	Fr.	Birmingham, AL
73	Austin Golson	OL	6-5	312	Sr.	Prattville, AL
	Carlito Gonzalez	DB	6-1	195	Fr.	Decatur, GA
40	Eugene Govan	RB	5-7	186	So.	Grovetown, GA
46	Devin Guice	DB	5-8	160	RFr.	Opelika, AL
59	Brodarious Hamm	OL	6-5	344	Fr.	Griffin, GA
77	Marquel Harrell	OL	6-3	308	So.	Fairburn, GA
85	Jalen Harris	TE	6-4	252	Jr.	Montgomery, AL
33	Will Hastings	WR	5-10	167	Jr.	Little Rock, AR
4	Jeff Holland	OLB	6-2	249	Jr.	Jacksonville, FL
64	Mike Horton	OL	6-4	318	So.	Atlanta, GA
19	Noah Igbinioghene	WR	5-11	186	Fr.	Trussville, AL
92	Alec Jackson	DL	6-5	280	Fr.	Montgomery, AL
78	Darius James	OL	6-4	324	Sr.	Killeen, TX
10	Paul James III	LB	6-3	260	Sr.	Miami, FL
62	Jauntavius Johnson	DL	6-2	324	So.	Lincoln, AL
21	Kerryon Johnson	RB	6-0	212	Jr.	Huntsville, AL
75	Trent Kelley	OL	6-5	280	Fr.	Phenix City, AL
54	Kaleb Kim	OL	6-4	293	So.	Buford, GA
46	Caleb King	TE	6-3	218	Sr.	Huntsville, AL
89	Griffin King	WR	5-10	180	So.	Atlanta, GA
31	Sage Ledbetter	K/P	6-0	181	RFr.	Auburn, AL
21	Traivon Leonard	DB	6-0	191	Fr.	West Palm Beach, FL

No.	Name	POS	CL	HT	W	Hometown
44	Raymond Lester	DB	5-11	171	So.	Marietta, GA
56	Tashawn Manning	DL	6-3	320	Fr.	Apopka, FL
41	Aidan Marshall	P	5-11	163	Fr.	Winchester, VA
9	Kam Martin	RB	5-10	182	So.	Port Arthur, TX
28	Tray Matthews	DB	6-1	209	Sr.	Newnan, GA
51	Richard McBryde	LB	6-1	237	So.	Troy, AL
17	Marquis McClain	WR	6-2	226	RFr.	Crestview, FL
84	Jaylen McGriff	WR	6-0	207	Jr.	Brentwood, TN
25	Alex Medary	FB	6-0	186	Fr.	Orlando, FL
61	Ryan Meneely	OL	6-2	322	So.	McDonough, GA
32	Malik Miller	RB	5-11	225	So.	Huntsville, AL
35	James Owens Moss	WR	5-9	184	RFr.	Opelika, AL
55	T.D. Moultry	LB	6-2	240	Fr.	Birmingham, AL
39	Robert Muschamp	FB	6-1	244	So.	Rome, GA
18	Jayvaughn Myers	DB	6-1	192	RFr.	Dade City, FL
63	Peyton Nance	OL	5-11	318	Fr.	Attalla, AL
99	Spencer Nigh	FB	6-0	270	So.	Magnolia, TX
87	Pace Ozmint	WR	6-1	181	RFr.	Glencoe, AL
15	Jordyn Peters	DB	6-1	185	Fr.	Muscle Shoals, AL
36	Kamryn Pettway	RB	6-0	235	Jr.	Montgomery, AL
69	Ike Powell	LS	6-3	267	Sr.	Tifton, GA
37	Logan Rice	WR	6-0	208	Jr.	Rome, GA
50	Chase Ritter	LB	5-10	205	Sr.	Wetumpka, AL
14	Stephen Roberts	DB	5-11	189	Sr.	Opelika, AL
45	Jacob Rogers	DB	5-11	205	RFr.	Goodwater, AL
19	Nick Ruffin	DB	6-0	202	Sr.	Duluth, GA
95	Dontavius Russell	DL	6-3	310	Jr.	Carrollton, GA
72	Prince Micheal Sammons	OL	6-7	292	RFr.	Blanchester, OH
43	Ian Shannon	K/P	6-3	222	So.	Marietta, GA
66	Bailey Sharp	OL	6-5	300	So.	Marietta, GA
47	John Samuel Shenker	TE	6-3	235	Fr.	Albany, GA
32	Sam Sherrod	DB	5-11	198	RFr.	Birmingham, AL
36	Michael Sherwood	DB	5-9	175	Sr.	Atlanta, GA
58	Josh Shockley	LB	5-10	224	Jr.	Locust Grove, GA
39	Conner Sibley	LB	5-10	203	So.	Athens, GA
81	Darius Slayton	WR	6-2	190	So.	Norcross, GA
71	Braden Smith	OL	6-6	303	Sr.	Olathe, KS
53	Clarke Smith	LS	6-3	226	RFr.	Leeds, AL
4	Jason Smith	WR	6-1	186	Sr.	Mobile, AL
8	Jarrett Stidham	QB	6-3	214	So.	Stephenville, TX
29	Tyler Stovall	H	6-0	213	Sr.	Hokes Bluff, AL
12	Eli Stove	WR	6-0	183	So.	Niceville, FL
42	Keenan Sweeney	FB	6-0	237	Jr.	Snellville, GA
60	Bill Taylor	LS	6-3	227	Fr.	Northport, AL
24	Daniel Thomas	DB	5-11	203	So.	Montgomery, AL
42	Tre' Threat	LB	6-1	244	So.	Mobile, AL
48	C.J. Tolbert	RB	5-7	187	Jr.	Dadeville, AL
68	Austin Troxell	OL	6-6	292	Fr.	Gurley, AL
94	Tyrone Truesdell	DL	6-2	338	Fr.	Augusta, GA
97	Gary Walker	DL	5-11	270	So.	Toccoa, GA
76	Prince Tega Wanogho	OL	6-7	301	So.	Montgomery, AL
13	Sean White	QB	6-0	211	Jr.	Boca Raton, FL
28	JaTarvious Whitlow	WR	6-0	216	Fr.	LaFayette, AL
79	Andrew Williams	DL	6-4	286	Jr.	McDonough, GA
49	Darrell Williams	LB	6-2	244	Jr.	Hoover, AL
30	Tre' Williams	LB	6-2	225	Sr.	Mobile, AL
14	Malik Willis	QB	6-1	202	Fr.	Atlanta, GA
17	Chandler Wooten	LB	6-2	237	Fr.	Acworth, GA

YEAR-BY-YEAR RECORDS

Year	Coach	SEC	SEC Finish	Overall	Bowls
1892	Dr. G. Petrie			2-2	
1893	G. H. Harvey			—	
	D. M. Balliet			3-0-2	
1894	F. M. Hall			1-3	
1895	J. W. Heisman			2-1	
1896	J. W. Heisman			3-1	
1897	J. W. Heisman			2-0-1	
1898	J. W. Heisman			2-1	
1899	J. W. Heisman			3-1-1	
1900	Billy Watkins			4-0	
1901	Billy Watkins			2-2-1	
1902	R. S. Kent			—	
	Mike Harvey			2-4-1	
1903	Billy Bates			4-3	
1904	Mike Donahue			5-0	
1905	Mike Donahue			2-4	
1906	Mike Donahue			1-5-1	
1907	W. S. Keinholtz			6-2-1	
1908	Mike Donahue			6-1	
1909	Mike Donahue			5-2	
1910	Mike Donahue			6-1	
1911	Mike Donahue			4-2-1	
1912	Mike Donahue			6-1-1	
1913	Mike Donahue			8-0	
1914	Mike Donahue			8-0-1	
1915	Mike Donahue			6-2	
1916	Mike Donahue			6-2	
1917	Mike Donahue			6-2-1	
1918	Mike Donahue			2-5	
1919	Mike Donahue			8-1	
1920	Mike Donahue			7-2	
1921	Mike Donahue			5-3	
1922	Mike Donahue			8-2	
1923	Boozer Pitts			3-3-3	
1924	Boozer Pitts			4-4-1	
1925	Dave Morey			5-3-1	
1926	Dave Morey			5-4	
1927	Dave Morey			0-3	
	Boozer Pitts			0-4-2	
1928	George Bohler			1-8	
1929	George Bohler			—	
	John Floyd			2-7	
1930	Chet Wynne			3-7	
1931	Chet Wynne			5-3-1	
1932	Chet Wynne			9-0-1	
1933	Chet Wynne	2-2	6t	5-5	
1934	Jack Meagher	1-6	10	2-8	
1935	Jack Meagher	5-2	4	8-2	
1936	Jack Meagher	4-1-1	3	7-2-2	Bacardi
1937	Jack Meagher	4-1-2	3	6-2-3	Orange
1938	Jack Meagher	3-3-1	7t	4-5-1	—
1939	Jack Meagher	3-3-1	5t	5-5-1	—
1940	Jack Meagher	3-2-1	5	6-4-1	—
1941	Jack Meagher	0-4-1	11	4-5-1	—
1942	Jack Meagher	3-3	7	6-4-1	—
1943	NO TEAM	—	—	—	—
1944	Carl Voyles	0-4	10t	4-4	—
1945	Carl Voyles	2-3	7t	5-5	—
1946	Carl Voyles	1-5	10	4-6	—
1947	Carl Voyles	1-5	11	2-7	—
1948	Earl Brown	0-7	12	1-8-1	—
1949	Earl Brown	2-4-2	8	2-4-3	—
1950	Earl Brown	0-7	12	0-10	—
1951	Ralph "Shug" Jordan	3-4	6	5-5	—
1952	Ralph "Shug" Jordan	0-7	12	2-8	—
1953	Ralph "Shug" Jordan	4-2-1	5	7-3-1	Gator
1954	Ralph "Shug" Jordan	3-3	6t	8-3	Gator
1955	Ralph "Shug" Jordan	5-1-1	2	8-2-1	Gator
1956	Ralph "Shug" Jordan	4-3	5	7-3	—
1957	Ralph "Shug" Jordan	7-0	1	10-0	—
1958	Ralph "Shug" Jordan	6-0-1	2	9-0-1	—
1959	Ralph "Shug" Jordan	4-3	5	7-3	—
1960	Ralph "Shug" Jordan	5-2	4	8-2	—
1961	Ralph "Shug" Jordan	3-4	7	6-4	—
1962	Ralph "Shug" Jordan	4-3	6	6-3-1	—
1963	Ralph "Shug" Jordan	6-1	2	9-2	Orange
1964	Ralph "Shug" Jordan	3-3	6	6-4	—
1965	Ralph "Shug" Jordan	4-1-1	2	5-5-1	Liberty
1966	Ralph "Shug" Jordan	1-5	8	4-6	—
1967	Ralph "Shug" Jordan	3-3	7	6-4	—
1968	Ralph "Shug" Jordan	4-2	3t	7-4	Sun
1969	Ralph "Shug" Jordan	5-2	3	8-3	Bluebonnet
1970	Ralph "Shug" Jordan	5-2	3	9-2	Gator
1971	Ralph "Shug" Jordan	5-1	2t	9-2	Sugar
1972	Ralph "Shug" Jordan	6-1	2	10-1	Gator
1973	Ralph "Shug" Jordan	2-5	8t	6-6	Sun
1974	Ralph "Shug" Jordan	4-2	2t	10-2	Gator

Year	Coach	SEC	SEC Finish	Overall	Bowls
1975	Ralph "Shug" Jordan	2-4	6t	4-6-1	—
1976	Doug Barfield	3-3	6t	4-7	—
1977	Doug Barfield	5-1	3	6-5	—
1978	Doug Barfield	3-2-1	3	6-4-1	—
1979	Doug Barfield	4-2	3t	8-3	—
1980	Doug Barfield	0-6	9t	5-6	—
1981	Pat Dye	2-4	6t	5-6	—
1982	Pat Dye	4-2	3t	9-3	Citrus
1983	Pat Dye	6-0	1	11-1	Sugar
1984	Pat Dye	4-2	3t	9-4	Liberty
1985	Pat Dye	3-3	5	8-4	Cotton
1986	Pat Dye	4-2	2t	10-2	Citrus
1987	Pat Dye	5-0-1	1	9-1-2	Sugar
1988	Pat Dye	6-1	1t	10-2	Sugar
1989	Pat Dye	6-1	1t	10-2	Hall of Fame
1990	Pat Dye	4-2-1	4	8-3-1	Peach
1991	Pat Dye	2-5	8	5-6	—
1992	Pat Dye	2-5-1	5-W	5-5-1	—
1993	Terry Bowden	8-0	—	11-0	—
1994	Terry Bowden	6-1-1	—	9-1-1	—
1995	Terry Bowden	5-3	2-W	8-4	Outback
1996	Terry Bowden	4-4	3-W	8-4	Independence
1997	Terry Bowden	6-2	T1-W	10-3	Peach
1998	Terry Bowden/Bill Oliver	1-7	6-W	3-8	—
1999	Tommy Tuberville	2-6	5-W	5-6	—
2000	Tommy Tuberville	6-2	1-W	9-4	Citrus
2001	Tommy Tuberville	5-3	T1-W	7-4	Peach
2002	Tommy Tuberville	6-3	T1-W	9-4	Capital One
2003	Tommy Tuberville	5-3	3-W	8-5	Music City
2004	Tommy Tuberville	8-0	1	13-0	Sugar
2005	Tommy Tuberville	7-1	T1-W	9-3	Capital One
2006	Tommy Tuberville	6-2	T2-W	11-2	Cotton
2007	Tommy Tuberville	5-3	2-W	9-4	Chick-fil-A
2008	Tommy Tuberville	2-6	T4-W	5-7	—
2009	Gene Chizik	3-5	T4-W	8-5	Outback
2010	Gene Chizik	8-0	1	14-0	BCS NCG
2011	Gene Chizik	4-4	4-W	8-5	Chick-fil-A
2012	Gene Chizik	0-8	7-W	3-9	—
2013	Gus Malzahn	7-1	1-W	12-2	BCS NCG
2014	Gus Malzahn	4-4	T4-W	8-5	Outback
2015	Gus Malzahn	2-6	7-W	7-6	Birmingham
2016	Gus Malzahn	5-3	2-W	8-5	Sugar

BOWL RESULTS 23-16-2

Bowl	Opponent	Result	Date
Bacardi	Villanova	T 7-7	1-1-37
Orange	Michigan State	W 6-0	1-1-38
Gator	Texas Tech	L 13-35	1-1-54
Gator	Baylor	W 33-13	12-31-54
Gator	Vanderbilt	L 13-25	12-31-55
Orange	Nebraska	L 7-13	1-1-64
Liberty	Ole Miss	L 7-13	12-18-65
Sun	Arizona	W 34-10	12-28-68
Bluebonnet	Houston	L 7-36	12-31-69
Gator	Ole Miss	W 35-28	1-2-71
Sugar	Oklahoma	L 22-40	1-1-72
Gator	Colorado	W 24-3	12-30-72
Sun	Missouria	L 17-34	12-29-73
Gator	Texas	W 27-3	12-30-74
Tangerine	Boston College	W 33-26	12-18-82
Sugar	Michigan	W 9-7	1-2-84
Liberty	Arkansas	W 21-15	12-27-84
Cotton	Texas A&M	L 16-36	1-1-86
Citrus	Southern Cal	W 16-7	1-1-87
Sugar	Syracuse	T 16-16	1-1-88
Sugar	Florida State	L 7-13	1-2-89
Hall of Fame	Ohio State	W 31-14	1-1-90
Peach	Indiana	W 27-23	12-29-90
Outback	Penn State	L 14-43	1-1-96
Independence	Army	W 32-29	12-31-96
Peach	Clemson	W 21-17	1-2-98
Citrus	Michigan	L 28-31	1-1-01
Peach	North Carolina	L 10-16	12-31-01
Capital One	Penn State	W 13-9	1-1-03
Music City	Wisconsin	W 28-14	12-31-03
Sugar	Virginia Tech	W 16-13	1-3-05
Capital One	Wisconsin	L 10-24	1-2-06
Cotton	Nebraska	W 17-14	1-1-07
Chick-fil-A	Clemson	W 23-20 (OT)	12-31-07
Outback	Northwestern	W 38-35 (OT)	1-1-10
BCS NCG	Oregon	W 22-19	1-10-11
Chick-fil-A	Virginia	W 43-24	12-31-11
BCS NCG	Florida State	L 31-34	1-6-14
Outback	Wisconsin	L 31-34 (OT)	1-1-15
Birmingham	Memphis	W 31-10	12-30-15
Allstate Sugar	Oklahoma	L 19-35	1-2-17

JIM McELWAIN



DR. W. KENT FUCHS
President
(Illinois, '85)



SCOTT STRICKLIN
Athletic Director
(Mississippi State '92)



MICHAEL SAGAS
Faculty Representative
(Utah, '96)



JIM McELWAIN
Head Football Coach
(Eastern Washington, '84)

GATORS 2017

Sept. 2	vs. Michigan (Arlington)
Sept. 9	NORTHERN COLORADO
Sept. 16	TENNESSEE**
Sept. 23	at Kentucky**
Sept. 30	VANDERBILT**
Oct. 7	LSU**
Oct. 14	TEXAS A&M**
Oct. 21	Open date
Oct. 28	vs. Georgia** (Jacksonville)
Nov. 4	at Missouri**
Nov. 11	at South Carolina**
Nov. 18	UAB
Nov. 25	FLORIDA STATE

**SEC Game
Bold denotes home game

HOMETOWN: Missoula, Montana

ALMA MATER: Eastern Washington, '84

PLAYING CAREER: An all-state QB at Missoula Sentinel High School, went on to play QB at Eastern Washington from 1980-83.

COACHING EXPERIENCE: McElwain has been a head coach for five seasons. Head 2015-present at Florida; 2012-14 at Colorado State

COACHING ACHIEVEMENTS: 2015 SEC Coach of the Year; 2014 Mountain West Coach of the Year; 2014 AFCA Region 5 Coach of the Year

BORN: March 1, 1962

WIFE: Karen

CHILDREN: JoHanna, Elizabeth and Jerret

ASSISTANT COACHES

JA'JUAN SEIDER (West Virginia, '00) Coach/Running Backs – 1st Year

KERRY DIXON II (Hampton, '04) Wide Receivers – 3rd Year

CORY BELL (South Carolina, '05) Defensive Backs – 1st Year

GREG NORD (Kentucky, 1980) Tight Ends/Special Teams Coordinator – 3rd Year

DOUG NUSSMEIER (Idaho, '94) Offensive Coordinator/Quarterbacks – 3rd Year

CHRIS RUMPH (South Carolina, '94) Co-Defensive Coordinator / Defensive Line – 3rd Year

RANDY SHANNON (Miami, '89) Defensive Coordinator – 3rd Year

TIM SKIPPER (Fresno State, '01) Linebackers – 3rd Year

BRAD DAVIS (Oklahoma, '03) Offensive Line – 1st Year

SUPPORT STAFF

MIKE KENT (Fairmont State, '82) Dir of Strength & Conditioning – 3rd Year

KEVIN BARBAY – Associate Director of Player Personnel

DEIDRA CHURCH – Director of Football Administration

DREW HUGHES – Director of Player Personnel

MIKE KENT – Director of Strength & Conditioning

GEORGE WYNN – Assistant A.D., Football Operations

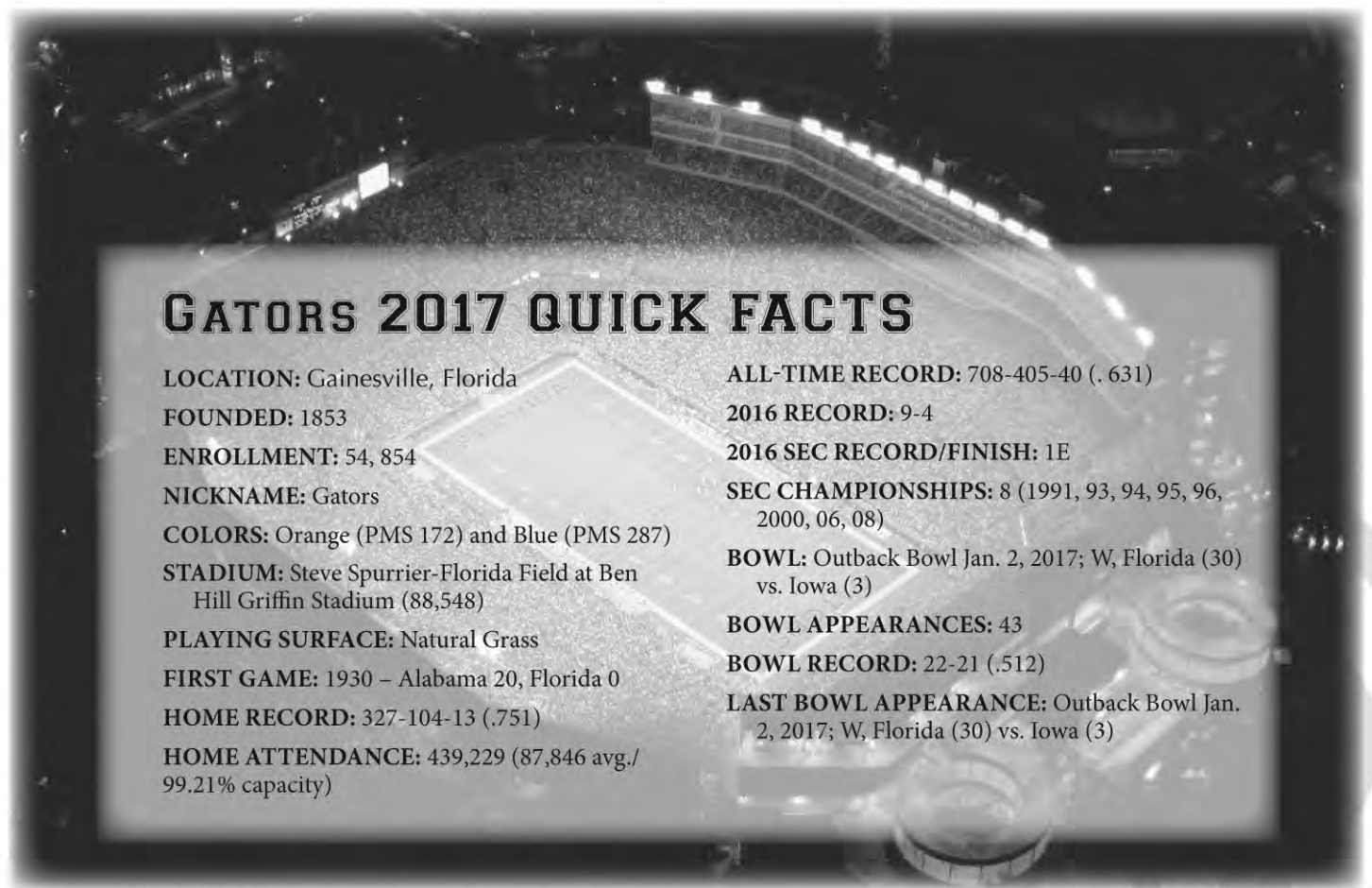
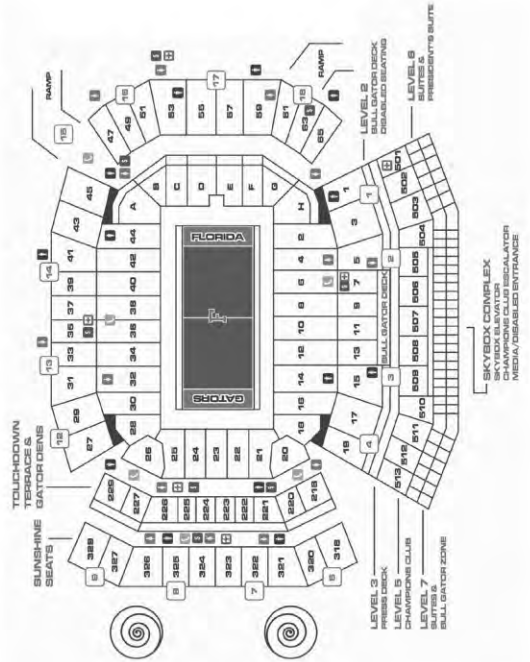


YEAR-BY-YEAR

Year	School	Conf.	Pct.	All	Pct.	Bowl
2012	Colorado State	3-5	.375	4-8	.333	
2013	Colorado State	5-3	.625	8-6	.571	New Mexico
2014	Colorado State	6-2	.750	10-2	.833	*Las Vegas
2015	Florida	7-1	.875	10-4	.714	Citrus
2016	Florida	6-2	.750	9-4	.692	Outback
TOTALS		27-13	.675	41-24	.631	5 Years
Florida Total		13-3	.813	19-8	.704	2 Year
Colorado State Total		14-10	0.583	22-16	0.579	3 Years

BOWL RECORD: 3-2 .600

* McElwain did not coach bowl



GATORS 2017 QUICK FACTS

LOCATION: Gainesville, Florida
FOUNDED: 1853
ENROLLMENT: 54, 854
NICKNAME: Gators
COLORS: Orange (PMS 172) and Blue (PMS 287)
STADIUM: Steve Spurrier-Florida Field at Ben Hill Griffin Stadium (88,548)
PLAYING SURFACE: Natural Grass
FIRST GAME: 1930 – Alabama 20, Florida 0
HOME RECORD: 327-104-13 (.751)
HOME ATTENDANCE: 439,229 (87,846 avg./99.21% capacity)

ALL-TIME RECORD: 708-405-40 (.631)
2016 RECORD: 9-4
2016 SEC RECORD/FINISH: 1E
SEC CHAMPIONSHIPS: 8 (1991, 93, 94, 95, 96, 2000, 06, 08)
BOWL: Outback Bowl Jan. 2, 2017; W, Florida (30) vs. Iowa (3)
BOWL APPEARANCES: 43
BOWL RECORD: 22-21 (.512)
LAST BOWL APPEARANCE: Outback Bowl Jan. 2, 2017; W, Florida (30) vs. Iowa (3)

RETURNING OFFENSIVE STARTERS

No.	Name	POS	CLASS	HT	WT	EXP	Hometown/Last School
73	Martez Ivey	OL	So.	6-5	305	2L	Apopka / Apopka
64	Tyler Jordan	OL	So.	6-4	309	2L	Jacksonville / Bishop Kenny
65	Jawaan Taylor	OL	Fr.	6-5	340	1L	Cocoa, Fla. / Cocoa
74	Fred Johnson	OL	So.	6-6	311	2L	West Palm Beach / Royal Palm Beach
25	Jordan Scarlett	RB	So.	5-10	213	2L	Fort Lauderdale / St. Thomas Aquinas
30	DeAndre Goolsby	TE	Jr.	6-4	244	3L	Derby, Kan. / Derby
80	C'yontai Lewis	TE	TE	6-4	231	2L	Eutaw, Ala. / Kingwood Christian
81	Antonio Callaway	WR	WR	5-11	197	2L	Miami / Booker T. Washington
4	Brandon Powell	WR	Jr.	5-9	184	3L	Deerfield Beach / Deerfield Beach

RETURNING DEFENSIVE STARTERS

No.	Name	POS	CLASS	HT	WT	EXP	Hometown/Last School
17	Jordan Sherit	DL	R-Jr.	6-4	254	2L	Tampa / Hillsborough
96	Cece Jefferson	DL	So.	6-1	261	2L	Glen St. Mary / Baker County
95	Keivonnis Davis	DL	So.	6-4	241	2L	Miami / Miami Central
7	Duke Dawson	DB	Jr.	5-10	208	3L	Cross City / Dixie County
26	Marcell Harris	DB	R-Jr.	6-1	211	3L	Orlando / Dr. Phillips
8	Nick Washington	DB	R-Jr.	6-0	197	3L	Jacksonville / Trinity Christian Academy

STARTERS LOST

No.	Name	POS	CLASS	HT	WT	EXP	Hometown/Last School
12	Austin Appleby	QB	Gr.	6-4	240	1L	North Canton, Ohio / North Canton Hoover
78	David Sharpe	OL	Jr.	6-6	357	3L	Jacksonville / Fletcher
57	Caleb Brantley	DL	R-Jr.	6-2	297	3L	Crescent City / Crescent City
91	Joey Ivie	DL	Sr.	6-3	301	4L	Dade City / Pasco
34	Alex Anzalone	LB	R-Jr.	6-3	241	3L	Wyomissing, Pa. / Wyomissing Area
40	Jarrad Davis	LB	Sr.	6-2	238	4L	Kingsland, Ga. / Camden County
20	Marcus Maye	DB	R-Sr.	6-0	216	4L	Melbourne / Holy Trinity Episcopal School
31	Teez Tabor	CB	Jr.	6-0	201	3L	Washington, D.C. / Friendship Collegiate Acad.
6	Quincy Wilson	CB	Jr.	6-1	213	3L	Fort Lauderdale / University School

RETURNING STATISTICAL LEADERS

RUSHING:	ATT	YARDS	AVG	TDS		
Jordan Scarlett	179	907	5.0	6		
Mark Thompson	68	310	4.4	2		
Lamical Perine	91	435	4.6	1		
PASSING:	ATT	COMP	INT	TDS	YARDS	PCT
Luke Del Rio	209	127	7	10	1447	60.8
RECEIVING:	REC	YARDS	AVG.	AVG/GAME	TDS	
Antonio Callaway	54	721	13.4	60.1	3	
Brandon Powell	45	387	8.6	29.8	2	
DeAndre Goolsby	38	342	9.0	26.3	3	
TACKLES:	TOTAL	SOLO	ASST	INT	SACKS	TFL-YDS
Marcell Harris	73	43	30	2-25	1.0-2	4.0-12
David Reese	49	14	35	—	—	2.0-5
Nick Washington	45	22	23	1-0	—	—
Kylan Johnson	39	19	20	—	1.0-5	5.0-20
Chauncey Gardner	32	20	12	3-103	—	0.5-1
Cece Jefferson	30	15	15	—	1.5-13	6.5-23

2016 RESULTS

9-4 Overall • 6-2 SEC
Home: 5-0 Away: 2-3 Neutral: 2-1 vs. Top 25: 2-3

Sept. 3	[25/25] MASSACHUSETTS	88,121	W, 24-7
Sept. 10	[RV/25] KENTUCKY*	85,821	W, 45-7
Sept. 17	[23/23] NORTH TEXAS	86,848	W, 32-0
Sept. 24	[19/16] at Tennessee* (14/12)	102,455	L, 28-38
Oct. 1	[23/21] at Vanderbilt*	30,565	W, 13-6
Oct. 8	[18/18] LSU* (rv/rv)		Postponed
Oct. 15	[18/14] MISSOURI*	88,825	W, 40-14
Oct. 29	[14/12] vs. Georgia* (Jacksonville)	84,681	W, 24-10
Nov. 5	[10/9] at Arkansas* (rv/rv)	74,432	L, 10-31
Nov. 12	[22/16] SOUTH CAROLINA*	89,614	W, 20-7
Nov. 19	[21/18] at LSU* (16/14)	102,043	W, 16-10
Nov. 26	[13/13] at Florida State (15/14)	78,342	L, 13-31
Dec. 3	[15/16] vs. Alabama (1/1)	74,632	L, 16-54
Jan. 2	[20/18] vs. Iowa (21/25)	51,119	W, 30-3

*SEC Game
[AP/Coaches] – Denotes team ranking at the time of the game;
(AP/Coaches) – Denotes opponent ranking at the time of the game

FLORIDA TEAM INFORMATION

BASIC OFFENSE: Multiple
BASIC DEFENSE: Multiple

LETTERMEN RETURNING: 49

OFFENSE: 23
DEFENSE: 23
SPECIALTY: 3

LETTERMEN LOST: 17

OFFENSE: 8
DEFENSE: 9
SPECIALTY: 0

STARTERS RETURNING: 18

OFFENSE: 9
DEFENSE: 6
SPECIALTY: 3

STARTERS LOST: 8

OFFENSE: 2
DEFENSE: 6
SPECIALTY: 0

NOTE: Specialists include punter and place-kicker only.

ALL-STAR CANDIDATES

ANTONIO CALLAWAY

Junior • WR • 5-11 • 197 • Miami



- Following his rushing touchdown against Georgia and a kickoff return touchdown against Missouri last season, Antonio Callaway became the first player in school history and 21st FBS player since 1996 to score a rushing, receiving, passing, punt return, and kickoff return touchdown in a career.
- Callaway has recorded 89 total catches during his first two seasons in Gainesville; only Jabari Gaffney (138) and Percy Harvin (93) caught more in their first two seasons at UF since 1996.
- After going over 1,000 receiving yards during Florida's game at Tennessee last season, Callaway became the third-fastest player in program history to accomplish that milestone, doing so in just 17 games.
- With his two-punt return touchdowns in 2015 and his kickoff return in 2016, Callaway, Andre Debose (2011-14; 5), Brandon James (2006-09; 5) and Jacquez Green (1996-97; 4) are the only players with more than three kickoff/punt return touchdowns in program history.

JORDAN SCARLETT

Junior • RB • 5-10 • 213 • Fort Lauderdale



- Jordan Scarlett led the team with 179 carries, 889 rushing yards and six touchdowns in 2016.
- Scarlett's 889 yards rushing was the most by a Florida freshman or sophomore running back since 1995.
- With his rushing touchdown against Georgia last season, Scarlett joined Kelvin Taylor (2015) as the only other UF running back since 2005 to score a rushing touchdown in six consecutive games.
- After finishing the 2016 season with 94 rushing yards against Iowa in the Outback Bowl, Scarlett eclipsed 1,000 rushing yards for his career.

DUKE DAWSON

Senior • DB • 5-10 • 208 • Cross City



- Duke Dawson was Florida's nickel cornerback throughout the 2016 season where he recorded one interception (returned for a touchdown) and a team-high seven pass breakups
- Totaled 24 tackles, 3.5 tackles-for-loss and one forced fumble last season
- Named Second Team All-SEC by Pro Football Focus a year ago

MARCELL HARRIS

R-Senior • DB • 6-1 • 211 • Orlando



- Marcell Harris started the final four games of the 2016 season and recorded key tackles in fourth-and-goal situations from Florida's one yard line against LSU, and Iowa.
- Harris totaled 73 tackles, four tackles-for-loss, one sack, two interceptions, one pass breakup, one quarterback hurry, one forced fumble and one fumble recovery last season.
- Florida's redshirt senior safety scored the first touchdown of his career on special teams at FSU on a fumbled punt. In addition, he tallied a career-high 11 tackles at Florida State.

2017 ALPHABETICAL ROSTER

No.	Name	POS	HT	WT	CL	EXP	Hometown
	Ackerman, Brendan	LB	5-11	221	FR	HS	Ocala
12	Allen, Jake	QB	6-3	200	FR	HS	Fort Lauderdale
98	Ancrum, Luke	DL	6-5	262	RSO	1L	Sebring
78	Benalcazar, Marcel (Ricardo)	OL	6-7	352	SR	SQ	Miramar
79	Bruch, Dallas	OL	6-3	275	RFR	SQ	Clearwater
34	Brunson, Lacedrick	LB	6-2	220	FR	HS	Miami
93	Bryan, Taven	DL	6-5	293	RJR	2L	Casper, Wyo.
66	Buchanan, Nick	OL	6-2	301	RSO	SQ	Dunwoody, Ga.
21	Burnett, McArthur	DB	5-9	174	RFR	SQ	Pahokee
81	Callaway, Antonio	WR	5-11	197	JR	2L	Miami
55	Campbell, Kyree	DL	6-3	323	FR	HS	Woodbridge, Va.
94	Carter, Zachary	DE	6-4	263	FR	HS	Tampa
54	Clark, Khairi	DL	6-2	319	RJR	2L	Hollywood
90	Clayton, Antonneous	DL	6-3	220	SO	1L	Vienna, Ga.
89	Cleveland, Tyrie	WR	6-2	196	SO	1L	Houston, Texas
57	Conliffe, Elijah	DE	6-4	312	FR	HS	Hampton, Va.
95	Davis, Keivonnis	DL	6-4	241	JR	2L	Miami
31	Davis, Malik	RB	5-11	195	FR	HS	Tampa
20	Davis, Shawn	DB	5-11	185	FR	HS	Miami
7	Dawson, Duke	DB	5-11	208	SR	3L	Cross City
14	Del Rio, Luke	QB	6-1	211	RJR	1L	Santa Rosa Beach
68	Desir-Jones, Richerd	DL	6-4	292	RSO	SQ	Fort Lauderdale
48	DioGuardi, Brett	LS	6-3	242	RFR	SQ	Windermere
6	Edwards, Brian	DB	6-2	183	FR	HS	Hollywood
16	Fallace, Brian	TE	6-4	209	RJR	SQ	Satellite Beach
41	Farr, Ryan	LS	6-0	223	JR	2L	Henderson, Nev.
39	Ferguson, Ryan	TE	6-3	229	RJR	SQ	Largo
86	Finn, Jacob	P	6-2	180	RFR	SQ	Jacksonville
72	Forsythe, Stone	OL	6-7	329	RFR	SQ	Winter Garden
13	Franks, Feleipe	QB	6-6	219	RFR	SQ	Crawfordville
88	Gamble, Kemore	TE	6-3	241	FR	HS	Miami
43	Garcia, Cristian	LB	6-0	231	RSR	1L	Miami
23	Gardner, Chauncey, Jr.	DB	5-11	204	SO	1L	Cocoa
36	Giles, Eddie	DB	5-9	167	RJR	SQ	Jupiter
38	Gilga, Anthony	DB	5-11	177	RJR	SQ	Clermont
69	Givens, Marcus	OL	6-0	275	RSO	SQ	St. Augustine
30	Goolsby, DeAndre	TE	6-4	244	SR	3L	Derby, Kan.
46	Gornto V, Harry	TE	6-2	203	RSO	SQ	Fort Walton Beach
97	Gould, Jon	P	6-0	181	RSO	SQ	Elkridge, Md.
18	Green, Daquon	WR	6-1	187	FR	HS	Tampa
10	Hammond, Josh	WR	6-1	186	SO	1L	Hallandale
53	Harkless, Kavaris	OL	6-5	310	RJR	1L	Jacksonville
26	Harris, Marcell	DB	6-1	211	RSR	3L	Orlando
61	Heggie, Brett	OL	6-3	317	RFR	SQ	Mount Dora
5	Henderson, CJ	CB	6-1	182	FR	HS	Miami
33	Hopkins, Tyriek	RB	5-8	177	RSO	SQ	St. Petersburg
41	Houston IV, James	LB	6-1	233	FR	HS	Fort Lauderdale
73	Ivey, Martez	OL	6-5	305	JR	2L	Apopka
87	Jackson, Kalif	WR	6-4	217	RSO	SQ	Neptune Beach
44	Jackson, Rayshad	LB	6-0	226	RSO	1L	Miami
43	Jarriel, Glenn	WR	5-8	173	RSO	SQ	Belle Glade
96	Jefferson, Cece	DL	6-1	261	JR	2L	Glen St. Mary
74	Johnson, Fred	OL	6-6	311	JR	2L	West Palm Beach
28	Johnson, Kylan	LB	6-1	231	RSO	1L	Dallas, Texas
64	Jordan, Tyler	OL	6-4	309	JR	2L	Jacksonville
11	Joseph, Vosean	LB	6-1	226	SO	1L	Miami
79	Justino, Daniel	K	5-8	160	RFR	SQ	Green Cove Springs
58	Lawrence, Jahim	LB	5-11	223	RSO	SQ	Hollywood
32	Lemons, Adarius	RB	6-0	200	FR	HS	Clearwater

No.	Name	POS	HT	WT	CL	EXP	Hometown
27	Lenton, Quincy	DB	5-11	202	RFR	SQ	Meridian, Miss.
80	Lewis, C'yontai	TE	6-4	231	RJR	2L	Eutaw, AL
9	Massey, Dre	WR	5-9	180	RJR	SQ	Greenville, S.C
59	McCoy, T.J.	OL	6-1	308	RSO	1L	Clermont
12	McWilliams, C.J.	DB	5-11	171	RFR	SQ	Miami
48	Merisier, Edwitch	DB	5-9	171	RFR	SQ	Lehigh Acres
39	Messenger, Jacob	WR	5-9	171	RJR	SQ	Sunrise
77	Mike, Andrew	OL	6-6	301	RJR	2L	Tucson, AZ
51	Miller, Ventrell	LB	5-11	222	FR	HS	Lakeland
50	Moon, Jeremiah	LB	6-4	218	RFR	SQ	Hoover, Ala.
75	Moore, TJ	OL	6-6	290	FR	HS	Charlotte, N.C.
45	Nordman, Charles	WR	6-1	180	RSO	SQ	Deland
44	Nordman, Tucker	WR	6-1	192	RSO	SQ	Deland
38	Oelrich, Nick	DB	6-2	187	RFR	SQ	Newberry
22	Perine, Lamical	RB	5-11	221	SO	1L	Theodore, Ala.
	Perry, Austin	DB	5-9	169	FR	HS	Orlando
15	Pineiro, Eddy	K	6-0	173	RJR	1L	Miami
99	Polite, Jachai	DL	6-2	271	SO	1L	Daytona Beach
4	Powell, Brandon	WR	5-9	184	SR	3L	Deerfield Beach
98	Powell, Jorge	K	5-10	177	RJR	1L	Coral Gables
35	Putu, Joseph	DB	6-2	195	SR	1L	Providence, R.I.
45	Raymond, R.J.	LB	6-2	248	RJR	1L	Atlantic Beach
33	Reese, David, II	LB	6-0	244	SO	1L	Farmington, Mich.
51	Riles, Antonio, Jr.	OL	6-4	313	RJR	2L	Lawrenceville, Ga.
85	Robinson, James	WR	6-4	205	FR	HS	Lakeland
70	Rowell, Tanner	OL	6-2	275	RFR	SQ	Melbourne
	Ruskel, Jack	QB	6-2	195	FR	HS	Libertyville, Ill.
25	Scarlett, Jordan	RB	5-10	213	JR	2L	Fort Lauderdale
17	Sherit, Jordan	DL	6-4	254	RSR	3L	Tampa
56	Slaton, Tedarrell	OL	6-4	349	FR	HS	Fort Lauderdale
42	Smith, Jordan	DL	6-5	240	RFR	SQ	Lithonia, Ga.
40	Smith, Nick	LB	6-1	213	FR	HS	Orlando
42	Sproles, Nick	QB	6-2	203	RFR	SQ	Winter Park
30	Stephens, Garrett	DB	5-9	188	RSR	2L	Louisville, Ky.
82	Stephens, Moral	TE	6-3	249	RJR	2L	Perry
2	Stewart, Brad	DB	6-0	191	FR	HS	New Orleans, La.
13	Stiner, Donovan	S	6-1	194	FR	HS	Houston, Texas
16	Swain, Freddie	WR	6-0	186	SO	1L	Ocala
65	Taylor, Jawaan	OL	6-5	340	SO	1L	Cocoa
29	Taylor, Jeawon	DB	6-0	187	SO	1L	Montgomery, Ala.
76	Telfort, Kadeem	OL	6-6	318	FR	HS	Miami, Fla.
46	Thomas, Will	LB	5-9	233	RFR	SQ	Dunnellon
24	Thompson, Mark	RB	6-2	237	RSR	1L	La Mott, Pa.
49	Tilghman, Jacob	LS	6-1	208	RSO	SQ	Daytona Beach
17	Toney, Kadarius	ATH	5-11	180	FR	HS	Eight Mile, Ala.
49	Town, Cameron	DB	5-11	183	RSR	SQ	Clearwater
19	Townsend, Johnny	P	6-1	211	RSR	3L	Orlando
88	Townsend, Tommy	P	6-1	195	RSO	SQ	Orlando
11	Trask, Kyle	QB	6-4	238	RFR	SQ	Manvel, Texas
	Underwood, Houston	OL	6-3	265	JR	TR	Coral Springs
71	Villano, Nick	OL	6-2	301	RSO	SQ	Wellington
25	Walters, Brady	DB	5-11	176	RJR	SQ	Clermont
8	Washington, Nick	DB	6-0	197	RSR	3L	Jacksonville
59	Weldon, Danny	LB	6-1	223	RSO	SQ	Tampa
83	Wells, Rick	WR	6-0	206	RFR	SQ	Jacksonville
14	Williamson, Chris	DB	5-11	191	JR	2L	Gainesville, Ga.
3	Wilson, Marco	CB	5-11	177	FR	HS	Fort Lauderdale
8	Zaire, Malik	QB	6-0	225	GR	TR	Kettering, Ohio
92	Zuniga, Jabari	DL	6-3	245	RSO	1L	Marietta, Ga.

YEAR-BY-YEAR RECORDS

Year	Coach	SEC	SEC Finish	Overall	Bowls
1906	Jack Forsythe	5-3			
1907	Jack Forsythe	4-1-1			
1908	Jack Forsythe	5-2-1			
1909	G.E. Pyle	6-1-1			
1910	G.E. Pyle	6-1			
1911	G.E. Pyle	5-0-1			
1912	G.E. Pyle	5-2-1			
1913	G.E. Pyle	4-3			
1914	Charles McCoy	5-2			
1915	Charles McCoy	4-3			
1916	Charles McCoy	0-5			
1917	A.L. Busser	2-4			
1918	A.L. Busser	0-1			
1919	A.L. Busser	5-3			
1920	William Kline	6-3			
1921	William Kline	6-3-2			
1922	William Kline	7-2			
1923	J.A. VanFleet	6-1-2			
1924	J.A. VanFleet	6-2-2			
1925	H.L. Sebring	8-2			
1926	H.L. Sebring	2-6-2			
1927	H.L. Sebring	7-3			
1928	Charles Bachman	8-1			
1929	Charles Bachman	8-2			
1930	Charles Bachman	6-3-1			
1931	Charles Bachman	2-6-2			
1932	Charles Bachman	3-6			
1933	D.K. Stanley	2-3	9t	5-3-1	—
1934	D.K. Stanley	2-2-1	7	6-3-1	—
1935	D.K. Stanley	1-6	12	3-7	—
1936	Josh Cody	1-5	11	4-6	—
1937	Josh Cody	3-4	8	4-7	—
1938	Josh Cody	2-2-1	7	4-5-1	—
1939	Josh Cody	0-3-1	12	5-5-1	—
1940	Thomas Lieb	2-3	8t	5-5	—
1941	Thomas Lieb	1-3	10	4-6	—
1942	Thomas Lieb	1-3	9	4-5	—
1943	NO TEAM	—	—	—	—
1944	Thomas Lieb	0-3	10t	4-3	—
1945	Thomas Lieb	1-3-1	10t	4-5-1	—
1946	Raymond Wolf	0-5	12	0-9	—
1947	Raymond Wolf	0-3-1	12	4-5-1	—
1948	Raymond Wolf	1-5	10t	5-5	—
1949	Raymond Wolf	1-4-1	10t	4-5-1	—
1950	Bob Woodruff	2-4	10	5-5	—
1951	Bob Woodruff	2-4	9t	5-5	—
1952	Bob Woodruff	3-3	6	7-3	Gator
1953	Bob Woodruff	1-3-2	9	3-5-2	—
1954	Bob Woodruff	5-2	3t	5-5	—
1955	Bob Woodruff	3-5	10	4-6	—
1956	Bob Woodruff	5-2	3	6-3-1	—
1957	Bob Woodruff	4-2-1	3t	6-2-1	—
1958	Bob Woodruff	2-3-1	8t	6-4-1	Gator
1959	Bob Woodruff	2-4	9	5-4-1	—
1960	Ray Graves	5-1	2	9-2	Gator
1961	Ray Graves	3-3	6	4-5-1	—
1962	Ray Graves	4-2	5	7-4	Gator
1963	Ray Graves	3-3-1	7	6-3-1	—
1964	Ray Graves	4-2	2t	7-3	—
1965	Ray Graves	4-2	3	7-4	Sugar
1966	Ray Graves	5-1	3	9-2	Orange
1967	Ray Graves	4-2	3t	6-4	—
1968	Ray Graves	3-2-1	6t	6-3-1	—
1969	Ray Graves	3-1-1	4	9-1-1	Gator
1970	Doug Dickey	3-3	5t	7-4	—
1971	Doug Dickey	1-6	8t	4-7	—
1972	Doug Dickey	3-3-1	6	5-5-1	—
1973	Doug Dickey	3-4	5t	7-5	Tangerine
1974	Doug Dickey	3-3	4t	8-4	Sugar
1975	Doug Dickey	5-1	2t	9-3	Gator
1976	Doug Dickey	4-2	4	8-4	Sun
1977	Doug Dickey	3-3	5	6-4-1	—
1978	Doug Dickey	3-3	4t	4-7	—
1979	Charley Pell	0-6	9t	0-10-1	—
1980	Charley Pell	4-2	4t	8-4	Tangerine
1981	Charley Pell	3-3	4t	7-5	Peach
1982	Charley Pell	3-3	6t	8-4	Bluebonnet
1983	Charley Pell	4-2	3t	9-2-1	Gator
1984	Charley Pell/Galen Hall	5-0-1	*	9-1-1	—
1985	Galen Hall	5-1	*	9-1-1	—

Year	Coach	SEC	SEC Finish	Overall	Bowls
1986	Galen Hall	2-4	7t	6-5	—
1987	Galen Hall	3-3	6	6-6	Aloha
1988	Galen Hall	4-3	4t	7-5	All-American
1989	Galen Hall/Gary Darnell	4-3	4t	7-5	Freedom
1990	Steve Spurrier	6-1	—	9-2	—
1991	Steve Spurrier	7-0	1	10-2	Sugar
1992	Steve Spurrier	6-2	T1-E	9-4	Gator
1993	Steve Spurrier	7-1	1	11-2	Sugar
1994	Steve Spurrier	7-1	1	10-2-1	Sugar
1995	Steve Spurrier	8-0	1	12-1	Fiesta
1996	Steve Spurrier	8-0	1	12-1	Sugar
1997	Steve Spurrier	6-2	T2-E	10-2	Citrus
1998	Steve Spurrier	7-1	2-E	10-2	Orange
1999	Steve Spurrier	7-1	1-E	9-4	Citrus
2000	Steve Spurrier	7-1	1	10-3	Sugar
2001	Steve Spurrier	6-2	2-E	10-2	Orange
2002	Ron Zook	6-2	2-E	8-5	Outback
2003	Ron Zook	6-2	T1-E	8-5	Outback
2004	Ron Zook	4-4	T3-E	7-5	Peach
2005	Urban Meyer	5-3	T2-E	9-3	Outback
2006	Urban Meyer	7-1	1	13-1	BCS Title
2007	Urban Meyer	5-3	3-E	9-4	Capital One
2008	Urban Meyer	7-1	1	13-1	BCS Title
2009	Urban Meyer	8-0	1-E	13-1	Sugar
2010	Urban Meyer	4-4	2-E	8-5	Outback
2011	Will Muschamp	3-5	3-E	7-6	Gator
2012	Will Muschamp	7-1	2-E	11-2	Sugar
2013	Will Muschamp	3-5	5-E	4-8	—
2014	Will Muschamp	4-4	3-E	7-5	Birmingham
2015	Jim McElwain	7-1	1-E	10-4	Citrus
2016	Jim McElwain	6-2	1-E	9-4	Outback

*position vacated in standings

BOWL RESULTS 22-21

Bowl	Opponent	Result	Date
Gator	Tulsa	W 14-13	1-1-53
Gator	Ole Miss	L 3-7	12-27-58
Gator	Baylor	W 13-12	12-31-60
Gator	Penn State	W 17-7	12-28-62
Sugar	Missouri	L 18-20	1-1-66
Orange	Georgia Tech	W 27-12	1-1-67
Gator	Tennessee	W 14-13	12-27-69
Tangerine	Miami-Ohio	L 7-16	12-22-73
Sugar	Nebraska	L 10-13	12-31-74
Gator	Maryland	L 0-13	12-29-75
Sun	Texas A&M	L 14-37	1-2-77
Tangerine	Maryland	W 35-20	12-20-80
Peach	West Virginia	L 6-26	12-31-81
Bluebonnet	Arkansas	L 24-28	12-31-82
Gator	Iowa	W 14-6	12-30-83
Aloha	UCLA	L 16-20	12-25-87
All-American	Illinois	W 14-10	12-29-88
Freedom	Washington	L 7-34	12-30-89
Sugar	Notre Dame	L 28-39	1-1-92
Gator	N.C. State	W 27-10	12-31-92
Sugar	West Virginia	W 41-7	1-1-94
Sugar	Florida State	L 17-23	1-2-95
Fiesta	Nebraska	L 24-62	1-2-96
Sugar	Florida State	W 52-20	1-2-97
Citrus	Penn State	W 21-6	1-1-98
Orange	Syracuse	W 31-10	1-2-99
Citrus	Michigan State	L 34-37	1-1-00
Sugar	Miami (Fla.)	L 20-37	1-2-01
Orange	Maryland	W 56-23	1-2-02
Outback	Michigan	L 30-38	1-1-03
Outback	Iowa	L 17-37	1-1-04
Peach	Miami (Fla.)	L 10-27	12-31-04
Outback	Iowa	W 31-24	1-2-06
BCS Title Game	Ohio State	W 41-14	1-8-07
Capital One	Michigan	L 35-41	1-1-08
BCS Title Game	Oklahoma	W 24-14	1-8-09
Sugar	Cincinnati	W 51-24	1-7-10
Outback	Tampa (Fla.)	W 37-24	1-1-11
Gator	Ohio State	W 24-17	1-2-12
Sugar	Louisville	L 23-33	1-2-13
Birmingham	East Carolina	W 28-20	1-3-15
Citrus	Michigan	L 41-7	1-1-16
Outback	Iowa	W 30-3	1-2-17

KIRBY SMART



JERE W. MOREHEAD
President
(Georgia, JD, '80)



GREG MCGARITY
Athletics Director
(Georgia, '76)



PROF. DAVID SHIPLEY
Faculty Representative
(Oberlin, '72;
Univ. of Chicago, JD, '75)



KIRBY SMART
Head Football Coach
(Georgia, '98)

BULLDOGS 2017

Sept. 2	APPALACHIAN STATE
Sept. 9	at Notre Dame
Sept. 16	SAMFORD
Sept. 23	MISSISSIPPI STATE**
Sept. 30	at Tennessee**
Oct. 7	at Vanderbilt**
Oct. 14	MISSOURI**
Oct. 21	Open date
Oct. 28	vs. Florida (Jacksonville)**
Nov. 4	SOUTH CAROLINA**
Nov. 11	at Auburn**
Nov. 18	KENTUCKY**
Nov. 25	at Georgia Tech

**SEC Game

Bold denotes home game

ASSISTANT COACHES

MEL TUCKER (Wisconsin '95) Defensive Coord./
Secondary/2nd year

JIM CHANEY (Central Missouri State '85) Offensive Coord./
Quarterbacks/2nd year

KEVIN SHERRER (Alabama '96) Outside Linebackers/
4th year

SAM PITTMAN (Pittsburgh State '86) Offensive Line/
2nd year

JAMES COLEY (Florida State '97) Wide Receivers/2nd year

SHANE BEAMER (Virginia Tech '99) Tight Ends/Special
Teams Coord./2nd year

GLENN SCHUMANN (Alabama '11) Inside
Linebackers/2nd year

DELL MCGEE (Auburn '00) Running Backs/2nd year

TRAY SCOTT (Arkansas Tech '08) Defensive Line/1st year

SUPPORT STAFF

JOSH LEE (Valdosta State, '05) Director of Football Operations

MARSHALL MALCHOW (Alabama, '08) Director of Player
Personnel

CHRISTINA HARRIS (N.C. Central, '05) Director of Recruiting
Administration

BRYANT GANTT (Georgia '91) Director of Player Wellness

JONAS JENNINGS (Georgia, '00) Director of Player Development

SCOTT SINCLAIR (Guilford, '99) Director of Strength &
Conditioning

HOMETOWN: Bainbridge, Ga.

ALMA MATER: Georgia 1998

PLAYING CAREER: Georgia (1995-98) Four-year letterman as
defensive back. First team All-SEC in '98; 13 career interceptions;
four-time member of SEC Academic Honor Roll. Bainbridge
H.S. (1991-93) Three-year letterman in football, basketball, and
baseball; first team Class AAAA All-State as a senior; 16 career
interceptions.

HIGH SCHOOL COACH: Sonny Smart (father)

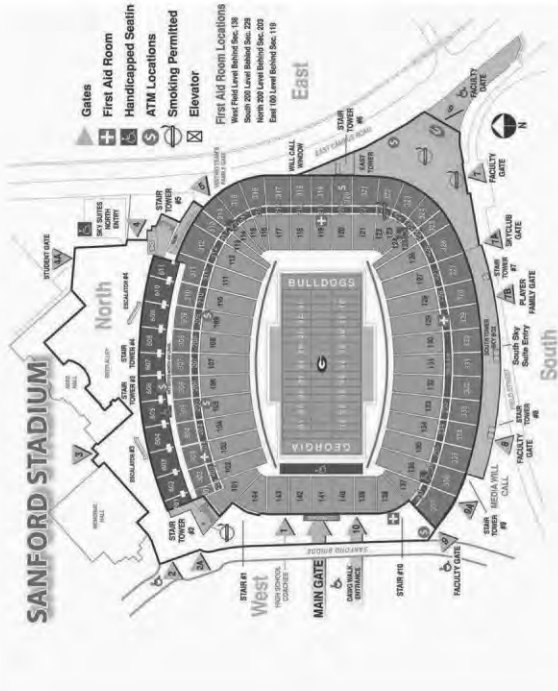
COACHING EXPERIENCE: 1999 Georgia, Admin. Asst.; 2000
Valdosta State, Defensive Backs; 2001 Valdosta State, Defensive
Coord.; 2002-03 Florida State, Graduate Assistant; 2004 LSU,
Defensive Backs, 2005 Georgia, Running Backs; 2006 Miami
Dolphins, Safeties; 2007 Alabama, Asst. HC/Def. Backs; 2008-13,
'15 Alabama, Def. Coord./Inside LBs; 2014 Alabama, Asst. HC/
Safeties; 2016-present Georgia, Head Coach.

COACHING ACHIEVEMENTS: 2012 AFCA Assistant Coach
of the Year; 2009 Broyles Award winner (annual award to nation's
top college football assistant coach); 2015 Broyles Award finalist.

BORN: December 23, 1975

WIFE: Mary Beth

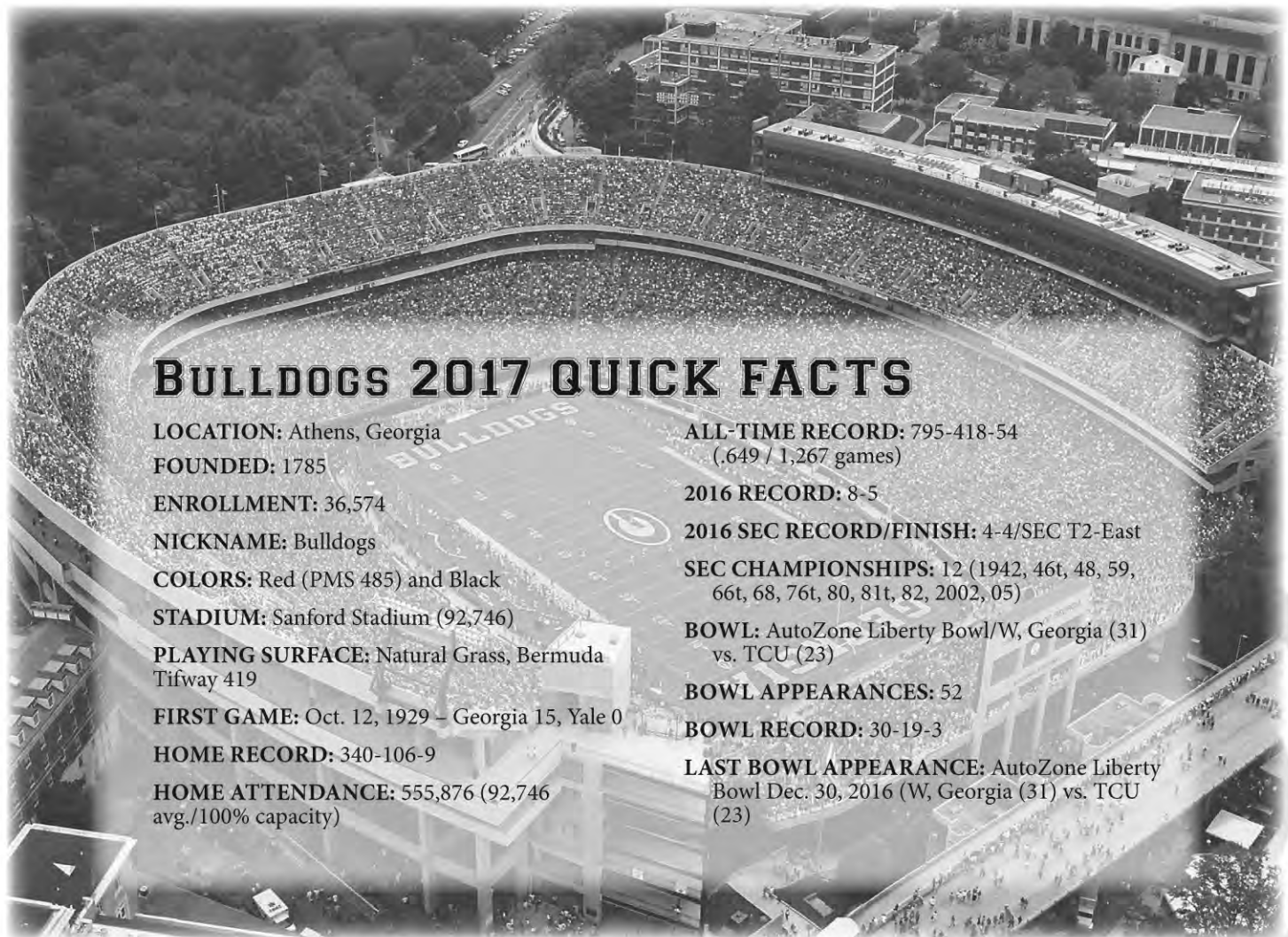
CHILDREN: twins Weston and Julia (Feb. 8, 2008), and Andrew
(May 25, 2012)



YEAR-BY-YEAR

Year	School	Conf.	Pct.	All	Pct.	Bowl
2016	Georgia	4-4	.500	8-5	.615	Liberty
TOTALS		4-4	.500	8-5	1 Year	
Georgia Record		4-4	.500	8-5	1 Year	

BOWL RECORD: 1-0 1.000



BULLDOGS 2017 QUICK FACTS

LOCATION: Athens, Georgia
FOUNDED: 1785
ENROLLMENT: 36,574
NICKNAME: Bulldogs
COLORS: Red (PMS 485) and Black
STADIUM: Sanford Stadium (92,746)
PLAYING SURFACE: Natural Grass, Bermuda Tifway 419
FIRST GAME: Oct. 12, 1929 – Georgia 15, Yale 0
HOME RECORD: 340-106-9
HOME ATTENDANCE: 555,876 (92,746 avg./100% capacity)

ALL-TIME RECORD: 795-418-54 (.649 / 1,267 games)
2016 RECORD: 8-5
2016 SEC RECORD/FINISH: 4-4/SEC T2-East
SEC CHAMPIONSHIPS: 12 (1942, 46t, 48, 59, 66t, 68, 76t, 80, 81t, 82, 2002, 05)
BOWL: AutoZone Liberty Bowl/W, Georgia (31) vs. TCU (23)
BOWL APPEARANCES: 52
BOWL RECORD: 30-19-3
LAST BOWL APPEARANCE: AutoZone Liberty Bowl Dec. 30, 2016 (W, Georgia (31) vs. TCU (23))

RETURNING OFFENSIVE STARTERS

No.	POS	Name	HT	WT	CLASS	EXP	Hometown/Last School
10	QB	Jacob Eason	6-5	235	So.	1L	Lake Stevens, Wash.
77	OG	Isaiah Wynn	6-2	302	Sr.	3L	St. Petersburg, Fla.
53	OG	Lamont Gaillard	6-2	288	Jr.	1L	Fayetteville, N.C.
27	TB	Nick Chubb	5-10	228	Sr.	3L	Cedartown, Ga.
47	FB	Christian Payne	6-1	242	Sr.	3L	Athens, Ga.
83	TE	Jeb Blazeovich	6-5	242	Sr.	3L	Charlotte, N.C.
5	WR	Terry Godwin	5-11	185	Jr.	2L	Hogansville, Ga.
82	WR	Michael Chigbu	6-2	213	Jr.	2L	New Orleans, La.

RETURNING DEFENSIVE STARTERS

No.	POS	Name	HT	WT	CLASS	EXP	Hometown/Last School
78	DT	Trenton Thompson	6-4	295	Jr.	3L	Albany, Ga.
97	N	John Atkins	6-4	308	Sr.	3L	Thomson, Ga.
17	OLB	Davin Bellamy	6-5	240	Sr.	3L	Chamblee, Ga.
6	ILB	Natrez Patrick	6-3	238	Jr.	2L	Atlanta
3	ILB	Roquan Smith	6-1	225	Jr.	2L	Montezuma, Ga.
7	OLB	Lorenzo Carter	6-6	242	Sr.	3L	Norcross, Ga.
18	CB	Deandre Baker	5-11	180	Jr.	2L	Miami, Fla.
14	CB	Malkom Parrish	5-10	185	Sr.	3L	Quitman, Ga.
24	LS	Dominick Sanders	6-0	193	Sr.	3L	Tucker, Ga.
35	RS	Aaron Davis	6-1	189	Sr.	3L	Locust Grove, Ga.

STARTERS LOST

No.	POS	Name	HT	WT	CLASS	EXP
72	OT	Tyler Catalina	6-6	314	Gr.	1L
73	OT	Greg Pyke	6-6	325	Sr.	4L
54	C	Brandon Kublanow	6-3	293	Sr.	4L
2	DB	Maurice Smith	6-0	195	Gr.	1L

RETURNING STATISTICAL LEADERS

RUSHING:	ATT	YARDS	AVG	TDS		
Nick Chubb	224	1130	5.0	8		
Sony Michel	152	840	5.5	4		
PASSING:	ATT	COMP	INT	TDS	YARDS	PCT
Jacob Eason	370	204	8	16	2430	55.1
RECEIVING:	REC	YARDS	AVG.	AVG/GAME	TDS	
Terry Godwin	38	397	10.4	30.5	0	
Issac Nauta	29	361	12.4	27.8	3	
Sony Michel	22	149	6.8	12.4	1	
TACKLES:	TOTAL	SOLO	ASST	INT	SACKS	TFL-YDS
Roquan Smith	95	52	43	0	0	5.0-15
Natrez Patrick	59	29	30	0	1.0	4.5-15
Trenton Thompson	56	24	32	0	5.0	9.5-45
Aaron Davis	54	34	20	2	1.5	4.0-20
Davin Bellamy	51	25	26	0	5.0	9.0-40

GEORGIA TEAM INFORMATION

BASIC OFFENSE: Pro Style
BASIC DEFENSE: Multiple

LETTERMEN RETURNING: 54

OFFENSE: 22
DEFENSE: 28
SPECIALTY: 4

LETTERMEN LOST: 25

OFFENSE: 10
DEFENSE: 12
SPECIALTY: 3

STARTERS RETURNING: 21

OFFENSE: 8
DEFENSE: 10
SPECIALTY: 3

STARTERS LOST: 5

OFFENSE: 3
DEFENSE: 1
SPECIALTY: 1

NOTE: Specialists include punter and place-kicker only.

2016 RESULTS

8-5 Overall • 4-4 SEC
Home: 3-3 Away: 3-1 Neutral: 2-1 vs. Top 25: 2-3

Sept. 3	[18/16] vs. N. Carolina (22/20) (Atlanta)	75,405	W, 33-24
Sept. 10	[9/9] NICHOLLS	92,746	W, 26-24
Sept. 17	[16/13] at Missouri*	57,098	W, 28-27
Sept. 24	[12/11] at Ole Miss* (23/21)	65,843	L, 14-45
Oct. 1	[25/20] TENNESSEE* (11/11)	92,746	L, 31-34
Oct. 9	[RV/RV] at South Carolina*	77,221	W, 28-14
Oct. 15	[RV/RV] VANDERBILT*	92,746	L, 16-17
Oct. 29	vs. Florida*(14/12) (Jacksonville)	84,681	L, 10-24
Nov. 5	at Kentucky*	62,507	W, 27-24
Nov. 12	AUBURN* (8/8)	92,746	W, 13-7
Nov. 19	LOUISIANA-LAFAYETTE	92,746	W, 35-21
Nov. 26	GEORGIA TECH	92,746	L, 27-28
Dec. 30	vs. TCU	51,087	W, 31-23

AutoZone Liberty Bowl; Memphis, Tenn.

* SEC Game
[AP/Coaches] - Denotes team ranking at the time of the game;
(AP/Coaches) - Denotes opponent ranking at the time of the game

ALL-STAR CANDIDATES

NICK CHUBB

TB • 5-10 • 228 • Sr. • Cedartown, Ga.



- Finished the 2016 season as UGA's No. 2 all-time rusher with 3,424 yards, behind only Herschel Walker (5,259)
- Played in all 13 games, making 11 starts in 2016 and named one of four overall team captains
- Team's leading rusher with 1,130 yards on 224 carries (5.0 avg.) and 8 TDs, despite missing the second half of the Ole Miss game and playing just one snap the next week vs. Tennessee
- Rushed for a team-high 142 yards, 129 of which came during the second half, in UGA's Liberty Bowl win over TCU
- Named SEC Offensive Player of the Week and Maxwell Award Player of the Week after he set the Chick-fil-A Kickoff Game record with 222 yards on 32 carries in a win over North Carolina

LORENZO CARTER

OLB • 6-6 • 242 • Sr. • Norcross, Ga.



- Appeared in all 13 games, making nine starts and finished with 44 total stops in 2016
- Tied for team lead in QB sacks with five, ranked second on the team in QB pressures with 13
- Season-best eight tackles vs. Ga. Tech that included a stop for 2-yard loss
- In AutoZone Liberty Bowl win over TCU, he was credited with seven stops (6+1) and two forced fumbles, both of which were recovered by UGA
- Had six tackles (3 solo) in road win over South Carolina, with a fourth-quarter QB sack...made five tackles (2 assisted, 3 solo) and had 3 QB pressures in a victory over North Carolina... earned the team's Defensive Player of the Week award against Nicholls after a scoop-and-score fumble return TD to put Georgia ahead 26-14

SONY MICHEL

TB • 5-11 • 222 • Sr. • Plantation, Fla.



- Played in 12 games, making two starts in 2016 and named one of four overall team captains
- Team's No. 2 rusher, with 840 yards on 152 carries (5.5 avg.) and finished season with 2,411 career rushing yards, 9th-best in UGA history
- Named Offensive MVP of the 2016 AutoZone Liberty Bowl game vs. TCU after he rushed for 87 yards, had 39 receiving yards and scored two TDs in the victory
- Georgia's top rusher in four games: 91 yards vs. Tennessee, 133 yards at South Carolina, 127 yards at Kentucky, and a career-best 170 vs. Georgia Tech

DOMINICK SANDERS

SS • 6-0 • 193 • Sr. • Tucker, Ga.



- Started all 13 games and made 34 stops including a sack, seven pass breakups and a team-best three interceptions
- *Ranks third in school history with 296 career interception return yards including a single season record of 205 yards in 2015 when he led the SEC with six interceptions
- *Tallied 12 career interceptions, which ranks sixth-best on UGA's all-time list, also one of four Bulldogs with two fumble recoveries in 2016
- *Collected four tackles, an interception, a fumble recovery and a pass breakup against Ga. Tech
- *Credited with three tackles and a fumble recovery in the AutoZone Liberty Bowl win over TCU

2017 ALPHABETICAL ROSTER

No.	Name	POS	CL	HT	WT	EXP	Hometown
58	Pat Allen	OL	RSO.	6-4	290	SQ	Reisterstown, Md.
97	John Atkins	N	Sr.	6-4	308	3VL	Thomson, Ga.
18	Deandre Baker	DB	Jr.	5-11	180	2VL	Miami, Fla.
65	Kendall Baker	OT	Jr.	6-6	287	SQ	Atlanta, Ga.
61	Chris Barnes	OL	RFr.	6-3	288	SQ	Leesburg, Ga.
52/94	Michael Barnett	OL/DT	RSO.	6-4	304	1VL	Dorchester, S.C.
	Robert Beal	LB	Fr.	6-4	244	HS	Lawrenceville, Ga.
17	Davin Bellamy	OLB	Sr.	6-5	240	3VL	Chamblee, Ga.
	Detravion Bishop	DB	Fr.	6-3	200	HS	Dawson, Ga.
98	Rodrigo Blankenship	PK	RSO.	6-1	191	1VL	Marietta, Ga.
83	Jeb Blazevidh	TE	Sr.	6-5	242	3VL	Charlotte, N.C.
	Trey Blount III	WR	Fr.	6-2	193	HS	Atlanta, Ga.
	Latavious Brini	DB	Fr.	6-2	196	HS	Miami Gardens, Fla.
11	Keyon Brown	OLB	Jr.	6-3	257	SQ	Wauchula, Fla.
26	Patrick Burke	WR	RFr.	6-3	197	SQ	Marietta, Ga.
70	Aulden Bynum	OT/TE	Sr.	6-5	295	2VL	Valdosta, Ga.
7	Lorenzo Carter	OLB	Sr.	6-6	242	3VL	Norcross, Ga.
76	Michail Carter	DL	So.	6-3	295	IVL	Jackson, Ga.
45	Reggie Carter	ILB	Sr.	6-1	230	3VL	Snellville, Ga.
82	Michael Chigbu	WR	Jr.	6-2	213	2VL	New Orleans, La.
27	Nick Chubb	TB	Sr.	5-10	228	3VL	Cedartown, Ga.
52	Tyler Clark	DL	So.	6-4	305	1VL	Americus, Ga.
74	Ben Cleveland	OL	RFr.	6-6	340	SQ	Toccoa, Ga.
56	John Courson	SN	Jr.	5-11	193	SQ	Athens, Ga.
97	Will Cowart	P	Jr.	6-3	165	SQ	Warner Robins, Ga.
30	Tae Crowder	ILB	RSO.	6-3	228	SQ	Hamilton, Ga.
91	Michael D'Angola	P	Jr.	6-2	196	SQ	Suwanee, Ga.
35	Aaron Davis	DB	Sr.	6-1	189	3VL	Locust Grove, Ga.
85	Jordan Davis	TE	Sr.	6-4	240	3VL	Thomson, Ga.
33	Ian Donald-McIntyre	TB	RFr.	5-10	207	SQ	Fayetteville, Ga.
10	Jacob Eason	QB	So.	6-5	235	1VL	Lake Stevens, Wash.
19	Willie Erdman	WR	RFr.	5-10	191	SQ	Merritt Island, Fla.
57	Alex Essex	DT	Sr.	6-5	264	SQ	Richmond, Va.
68	Sean Fogarty	OL	Jr.	6-4	291	SQ	Savannah, Ga.
49	Turner Fortin	FB	RSO.	6-1	231	SQ	Johns Creek, Ga.
69	Trent Frix	SN	Sr.	6-0	215	2VL	Calhoun, Ga.
11	Jake Fromm	QB	Fr.	6-2	225	HS	Warner Robins, Ga.
53	Lamont Gaillard	OG	Jr.	6-2	288	1VL	Fayetteville, N.C.
8	Deangelo Gibbs	DB	Fr.	6-1	200	HS	Oxford, Ga.
5	Terry Godwin	WR	Jr.	5-11	185	2VL	Hogansville, Ga.
71	Daniel Gothard	OL	RFr.	6-6	327	SQ	Dunwoody, Ga.
	Walter Grant	LB	Fr.	6-4	232	HS	Cairo, Ga.
55	Jacob Gross	ILB	Jr.	6-0	228	SQ	Molena, Ga.
93	Carson Hall	DL	Sr.	6-5	272	SQ	Dallas, Ga.
63	Sage Hardin	OL	RSO.	6-6	291	SQ	Atlanta, Ga.
4	Mecole Hardman	WR	So.	5-11	183	IVL	Bowman, Ga.
47	Daniel Harper	OLB	Jr.	6-1	215	SQ	Atlanta, Ga.
88	Jackson Harris	TE	Jr.	6-6	247	2VL	Columbia, Tenn.
96	DaQuan Hawkins-Muckle	DT	Jr.	6-4	318	2VL	Atlanta, Ga.
78	D'Marcus Hayes	OL	Jr.	6-5	315	TR	Madison, Miss.
35	Brian Herrien	TB	So.	6-0	210	1VL	Douglasville, Ga.
	Malik Herring	DL	Fr.	6-3	265	HS	Forsyth, Ga.
59	Matthew Herzwurm	SN	Sr.	6-0	236	SQ	Augusta, Ga.
29	Tim Hill	DB	Sr.	5-11	172	SQ	Atlanta, Ga.
9	Jeremiah Holloman	WR	Fr.	6-2	195	HS	Covington, Ga.
13	Elijah Holyfield	TB	So.	5-11	215	1VL	College Park, Ga.
24	Prather Hudson	TB	RFr.	5-11	188	SQ	Columbus, Ga.
	Jaden Hunter	LB	Fr.	6-2	213	HS	Atlanta, Ga.
44	Justin Hurston	TE	RFr.	6-4	221	SQ	Stockbridge, Ga.
	Netori Johnson	OL	Fr.	6-4	334	HS	Ellenwood, Ga.
66	Solomon Kindley	OL	RFr.	6-4	341	SQ	Jacksonville, Fla.

No.	Name	POS	CL	HT	WT	EXP	Hometown
25	Jaleel Laguins	ILB	So.	6-2	220	1VL	Watkinsville, Ga.
	Matthew Landers	WR	Fr.	6-5	185	HS	Pinellas Park, Fla.
2	Richard LeCounte	DB	Fr.	5-11	180	HS	Riceboro, Ga.
13	Jonathan Ledbetter	DE	Jr.	6-4	277	2VL	Tucker, Ga.
95	Marshall Long	P	So.	6-2	217	1VL	China Grove, N.C.
67	Sam Madden	OL	RSO.	6-6	334	SQ	Barnegat, N.J.
81	Chauncey Manac	OLB	RFr.	6-3	243	SQ	Fargo, Ga.
51	David Marshall	DE	So.	6-3	274	1VL	Thomaston, Ga.
	Nate McBride	LB	Fr.	6-2	223	HS	Lyons, Ga.
26	Tyrique McGhee	DB	So.	5-10	183	1VL	Byron, Ga.
87	Miles McGinty	TE	Jr.	6-3	221	SQ	Savannah, Ga.
37	Jordon McKinney	DB	RFr.	6-0	187	SQ	Dalton, Ga.
22	Avery McNeely	DB	Sr.	5-8	174	SQ	Athens, Ga.
1	Sony Michel	TB	Sr.	5-11	222	3VL	Plantation, Fla.
33	Isaac Mize	DB	Jr.	6-0	185	TR	Gainesville, Ga.
43	Nick Moore	FB	Jr.	6-3	250	SQ	Snellville, Ga.
17	Josh Moran	WR	RFr.	6-2	193	SQ	Alpharetta, Ga.
18	Isaac Nauta	TE	So.	6-4	246	1VL	Buford, Ga.
92	Cameron Nizialek	P	Gr.	6-2	200	TR	Chantilly, Va.
14	Malkom Parrish	DB	Sr.	5-10	185	3VL	Quitman, Ga.
6	Natrez Patrick	ILB	Jr.	6-3	238	2VL	Atlanta, Ga.
47	Christian Payne	FB	Sr.	6-1	242	3VL	Athens, Ga.
84	Wyatt Payne	WR	RSO.	6-1	181	SQ	Dublin, Ga.
	William Poole III	DB	Fr.	6-0	181	HS	Atlanta, Ga.
49	Koby Pyrz	N	RFr.	6-2	282	SQ	Cairo, Ga.
12	Brice Ramsey	QB/P	Sr.	6-3	210	3VL	Kingsland, Ga.
20	J.R. Reed	DB	RSO.	6-1	194	SQ	Frisco, Texas
96	Hudson Reynolds	SN	RSO.	6-4	216	SQ	Bainbridge, Ga.
32	Monty Rice	ILB	Fr.	6-1	235	HS	Madison, Ala.
8	Riley Ridley	WR	So.	6-2	197	1VL	Coconut Creek, Fla.
16	Caleb Roberson	DB	RFr.	6-1	180	SQ	Waynesboro, Ga.
5	Julian Rochester	DL	So.	6-5	304	1VL	Powder Springs, Ga.
39	Rashad Roundtree	ILB	Jr.	6-1	204	2VL	Evans, Ga.
24	Dominick Sanders	SS	Sr.	6-0	193	3VL	Tucker, Ga.
	Justin Shaffer	OL	Fr.	6-4	350	HS	Ellenwood, Ga.
3	Tyler Simmons	WR	So.	6-0	206	1VL	Powder Springs, Ga.
55	Dyshon Sims	OG	Fr.	6-4	290	3VL	Valdosta, Ga.
23	Jake Skole	DB	Fr.	6-2	215	HS	Roswell, Ga.
28	KJ Smith	DB	RSO.	5-11	172	SQ	Perry, Ga.
3	Roquan Smith	ILB	Jr.	6-1	225	2VL	Montezuma, Ga.
	Ameer Speed	DB	Fr.	6-3	207	HS	Jacksonville, Fla.
2	Jayson Stanley	WR	Jr.	6-2	207	1VL	Fairburn, Ga.
	Eric Stokes	DB	Fr.	6-1	173	HS	Covington, Ga.
90	Tanner Stumpe	PK	Jr.	5-8	178	SQ	Albany, Ga.
	D'Andre Swift	RB	Fr.	5-9	220	HS	Philadelphia, Penn.
75	Thomas Swilley	OG	Sr.	6-3	318	SQ	Athens, Ga.
44	Juwan Taylor	ILB	Jr.	6-1	214	1VL	Hollywood, Fla.
	Andrew Thomas	OL	Fr.	6-5	338	HS	Lithonia, Ga.
78	Trenton Thompson	DT	Jr.	6-4	295	2VL	Albany, Ga.
25	Steven Van Tiflin	WR	Jr.	6-1	207	SQ	Saginaw, Mich.
2	Sam Vaughn	QB	Jr.	6-3	204	SQ	Fort Pierce, Fla.
15	D'Andre Walker	OLB	Jr.	6-3	223	2VL	Fairburn, Ga.
	Mark Webb, Jr.	WR	Fr.	6-1	200	HS	Philadelphia, Penn.
79	Allen Williams	OL	RFr.	6-7	335	SQ	Baxley, Ga.
23	Shakenneth Williams	WR	Sr.	6-1	208	2VL	Macon, Ga.
	Isaiah Wilson	OL	Fr.	6-7	350	HS	Brooklyn, N.Y.
19	Jarvis Wilson	SS	Jr.	6-2	199	2VL	Tupelo, Miss.
6	Javon Wims	WR	Sr.	6-4	215	1VL	Miami, Fla.
89	Charlie Woerner	TE	So.	6-5	251	1VL	Tiger, Ga.
	Devonte Wyatt	DL	Fr.	6-3	301	HS	Decatur, Ga.
77	Isaiah Wynn	OG	Sr.	6-2	302	3VL	St. Petersburg, Fla.
92	Justin Young	DE	RSO.	6-4	279	1VL	Loganville, Ga.

YEAR-BY-YEAR RECORDS

Year	Coach	SEC	SEC Finish	Overall	Bowls
1892	Dr. Charles Herty	1-1			
1893	Ernest Brown	2-2-1			
1894	Robert Winston	5-1			
1895	Glenn "Pop" Warner	3-4			
1896	Glenn "Pop" Warner	4-0			
1897	Charles McCarthy	2-1			
1898	Charles McCarthy	4-2			
1899	Gordon Saussy	2-3-1			
1900	E. E. Jones	2-4			
1901	Billy Reynolds	1-5-2			
1902	Billy Reynolds	4-2-1			
1903	M. M. Dickinson	3-4			
1904	Charles A. Barnard	1-5			
1905	M. M. Dickinson	1-5			
1906	W. S. Whitney	2-4-1			
1907	W. S. Whitney	4-3-1			
1908	Branch Bocock	5-2-1			
1909	J. Coulter Frank Dobson	1-4-2			
1910	W. A. Cunningham	6-2-1			
1911	W. A. Cunningham	7-1-1			
1912	W. A. Cunningham	6-1-1			
1913	W. A. Cunningham	6-2			
1914	W. A. Cunningham	3-5-1			
1915	W. A. Cunningham	5-2-2			
1916	W. A. Cunningham	6-3			
1919	W. A. Cunningham	4-2-3			
1920	H. J. Stegeman	8-0-1			
1921	H. J. Stegeman	7-2-1			
1922	H. J. Stegeman	5-4-1			
1923	George Woodruff	5-3-1			
1924	George Woodruff	7-3			
1925	George Woodruff	4-5			
1926	George Woodruff	5-4			
1927	George Woodruff	9-1			
1928	Harry Mehre	4-5			
1929	Harry Mehre	6-4			
1930	Harry Mehre	7-2-1			
1931	Harry Mehre	8-2			
1932	Harry Mehre	2-5-2			
1933	Harry Mehre	3-1	3	8-2	-
1934	Harry Mehre	3-2	5	7-3	-
1935	Harry Mehre	2-4	11	6-4	-
1936	Harry Mehre	3-3	6	5-4-1	-
1937	Harry Mehre	1-2-2	10	6-3-2	-
1938	Joel Hunt	1-2-1	9	5-4-1	-
1939	Wally Butts	1-3	9	5-6	-
1940	Wally Butts	2-3-1	7	5-4-1	-
1941	Wally Butts	3-1-1	4	9-1-1	Orange
1942	Wally Butts	6-1	1	11-1	Rose
1943	Wally Butts	0-3	4t	6-4	-
1944	Wally Butts	4-2	3	7-3	-
1945	Wally Butts	4-2	4	9-2	Oil
1946	Wally Butts	5-0	1t	11-0	Sugar
1947	Wally Butts	3-3	4t	7-4-1	Gator
1948	Wally Butts	6-0	1	9-2	Orange
1949	Wally Butts	1-4-1	10t	4-6-1	-
1950	Wally Butts	3-2-1	6	6-2-3	Presidential
1951	Wally Butts	2-4	9t	5-5	-
1952	Wally Butts	4-3	5	7-4	-
1953	Wally Butts	1-5	10t	3-7	-
1954	Wally Butts	3-2-1	5	6-3-1	-
1955	Wally Butts	2-5	11	4-6	-
1956	Wally Butts	1-6	12	3-6-1	-
1957	Wally Butts	3-4	9	3-7	-
1958	Wally Butts	2-4	10	4-6	-
1959	Wally Butts	7-0	1	10-1	Orange
1960	Wally Butts	4-3	6	6-4	-
1961	Johnny Griffith	2-5	9	3-7	-
1962	Johnny Griffith	2-3-1	7t	3-4-3	-
1963	Johnny Griffith	2-4	9	4-5-1	-
1964	Vince Dooley	4-2	2t	7-3-1	Sun
1965	Vince Dooley	3-3	6t	6-4	-
1966	Vince Dooley	6-0	1t	10-1	Cotton
1967	Vince Dooley	4-2	3t	7-4	Liberty
1968	Vince Dooley	5-0-1	1	8-1-2	Sugar
1969	Vince Dooley	2-3-1	6	5-5-1	Sun
1970	Vince Dooley	3-3	5t	5-5	-
1971	Vince Dooley	5-1	2t	11-1	Gator
1972	Vince Dooley	4-3	5	7-4	-
1973	Vince Dooley	3-4	5t	7-4-1	Peach
1974	Vince Dooley	4-2	2t	6-6	Tangerine
1975	Vince Dooley	5-1	2t	9-3	Cotton
1976	Vince Dooley	5-1	1t	10-2	Sugar
1977	Vince Dooley	2-4	7	5-6	-
1978	Vince Dooley	5-0-1	2	9-2-1	Bluebonnet
1979	Vince Dooley	5-1	2	6-5	-
1980	Vince Dooley	6-0	1	12-0	Sugar
1981	Vince Dooley	6-0	1t	10-2	Sugar
1982	Vince Dooley	6-0	1	11-1	Sugar
1983	Vince Dooley	5-1	2	10-1-1	Cotton
1984	Vince Dooley	4-2	3t	7-4-1	Citrus
1985	Vince Dooley	3-2-1	4	7-3-2	Sun

Year	Coach	SEC	SEC Finish	Overall	Bowls
1986	Vince Dooley	4-2	2t	8-4	Hall of Fame
1987	Vince Dooley	4-2	4t	8-4	Liberty
1988	Vince Dooley	5-2	3	9-3	Gator
1989	Ray Goff	4-3	4t	6-6	Peach
1990	Ray Goff	2-5	6t	4-7	-
1991	Ray Goff	4-3	4t	9-3	Independence
1992	Ray Goff	6-2	T1-E	10-2	Citrus
1993	Ray Goff	2-6	4-E	5-6	-
1994	Ray Goff	3-4-1	4-E	6-4-1	-
1995	Ray Goff	3-5	3-E	6-6	Peach
1996	Jim Donnan	3-5	4-E	5-6	-
1997	Jim Donnan	6-2	2-E	10-2	Outback
1998	Jim Donnan	6-2	3-E	9-3	Peach
1999	Jim Donnan	5-3	3-E	8-4	Outback
2000	Jim Donnan	5-3	T2-E	8-4	Oahu
2001	Mark Richt	5-3	T3-E	8-4	Music City
2002	Mark Richt	7-1	1-E	13-1	Sugar
2003	Mark Richt	6-2	T1-E	11-3	Capital One
2004	Mark Richt	6-2	2-E	10-2	Outback
2005	Mark Richt	6-2	1-E	10-3	Sugar
2006	Mark Richt	4-4	T3-E	9-4	Chick-fil-A
2007	Mark Richt	6-2	T1-E	11-2	Sugar
2008	Mark Richt	6-2	2-E	10-3	Capital One
2009	Mark Richt	4-4	T2-E	8-5	Independence
2010	Mark Richt	3-5	T3-E	6-7	Liberty
2011	Mark Richt	7-1	1-E	10-4	Outback
2012	Mark Richt	7-1	1-E	12-2	Capital One
2013	Mark Richt	5-3	3-E	8-5	Gator
2014	Mark Richt	6-2	2-E	10-3	Belk
2015	Mark Richt	5-3	2-E	9-3	N/A
2015	Bryan McClendon	0-0	N/A	1-0	TaxSlayer
2016	Kirby Smart	4-4	T2-E	8-5	Liberty

BOWL RESULTS 30-19-3

Bowl	Opponent	Result	Date
Orange	Texas Christian	W 40-26	1-1-42
Rose	UCLA	W 9-0	1-1-43
Oil	Tulsa	W 20-6	1-1-46
Sugar	North Carolina	W 20-10	1-1-47
Gator	Maryland	T 20-20	1-1-48
Orange	Texas	L 28-41	1-1-49
Presidential	Texas A&M	L 20-40	12-9-50
Orange	Missouri	W 14-0	1-1-60
Sun	Texas Tech	W 7-0	12-26-64
Cotton	Southern Methodist	W 24-9	12-31-66
Liberty	North Carolina State	L 7-14	12-16-67
Sugar	Arkansas	L 2-16	1-1-69
Sun	Nebraska	L 6-45	12-20-69
Gator	North Carolina	W 7-3	12-31-71
Peach	Maryland	W 17-16	12-28-73
Tangerine	Miami-Ohio	L 10-21	12-20-74
Cotton	Arkansas	L 10-31	1-1-76
Sugar	Pittsburgh	L 3-27	1-1-77
Bluebonnet	Stanford	L 22-25	12-31-78
Sugar	Notre Dame	W 17-10	1-1-81
Sugar	Pittsburgh	L 20-24	1-1-82
Sugar	Penn State	L 23-27	1-1-83
Cotton	Texas	W 10-9	1-2-84
Citrus	Florida State	T 17-17	12-22-84
Sun	Arizona	T 13-13	12-28-85
Hall of Fame	Boston College	L 24-27	12-23-86
Liberty	Arkansas	W 20-17	12-29-87
Gator	Michigan State	W 34-27	1-1-89
Peach	Syracuse	L 18-19	12-30-89
Independence	Arkansas	W 24-15	12-29-92
Citrus	Ohio State	W 21-14	1-1-93
Peach	Virginia	J 27-34	12-30-95
Outback	Wisconsin	W 33-6	1-1-98
Peach	Virginia	W 35-33	12-31-98
Outback	Purdue	W 28-25 OT	1-1-00
Oahu	Virginia	W 37-14	12-24-00
Music City	Boston College	L 16-20	12-28-01
Sugar	Florida State	W 26-13	1-1-03
Capital One	Purdue	W 34-27 OT	1-1-04
Outback	Wisconsin	W 24-21	1-1-05
Sugar	West Virginia	L 35-38	1-2-06
Chick-fil-A	Virginia Tech	W 31-24	12-30-06
Sugar	Hawai'i	W 41-10	1-1-08
Capital One	Michigan State	W 24-12	1-1-09
Independence	Texas A&M	W 44-20	12-28-09
Liberty	Central Florida	L 6-10	12-31-10
Outback	Michigan State	L 30-33 (3OT)	1-2-12
Capital One	Nebraska	W 45-31	1-1-13
Gator	Nebraska	L 19-24	1-1-14
Belk	Louisville	W 37-14	12-30-14
TaxSlayer	Penn State	W 24-17	1-2-16
Liberty	TCU	W 31-23	12-30-16

MARK STOOPS



DR. ELI CAPIOUTO
President
(Alabama, '71)



MITCH BARNHART
Athletics Director
(Ottawa, '81)



JOSEPH L. FINK III
Faculty Representative
(Philadelphia College of
Pharmacy & Science, '70)



MARK STOOPS
Head Football Coach
(Iowa, '89)

WILDCATS 2017

Sept. 2	at Southern Mississippi
Sept. 9	EASTERN KENTUCKY
Sept. 16	at South Carolina**
Sept. 23	FLORIDA**
Sept. 30	EASTERN MICHIGAN
Oct. 7	MISSOURI**
Oct. 14	Open date
Oct. 21	at Mississippi State**
Oct. 28	TENNESSEE**
Nov. 4	OLE MISS**
Nov. 11	at Vanderbilt**
Nov. 18	at Georgia**
Nov. 25	LOUISVILLE

SEC Game **Bold denotes home game

HOMETOWN: Youngstown, Ohio

ALMA MATER: Iowa (1989)

PLAYING CAREER: Defensive back at the University of Iowa, 1985-89

PLAYING ACCOMPLISHMENTS:
Participated in 11 bowl games

COACHING EXPERIENCE: Iowa, graduate assistant, 1990-91; Nordon High School, defensive backs, 1992-95; South Florida, defensive backs, 1996; Wyoming, defensive backs, 1997-99; Houston, co-defensive coordinator, safeties, 2000; Miami (Fla.), defensive backs 2001-03; Arizona, defensive coordinator, defensive backs, 2004-09; Florida State, defensive coordinator, defensive backs, 2010-12; Kentucky, head coach, 2013-present

COACHING ACCOMPLISHMENTS:
Participated in 11 bowl games as a coach — two Rose, two Orange, two Holiday, Fiesta, Las Vegas, Chick-fil-A, Champs Sports, TaxSlayer; won national championship for 2001 season at Miami

WIFE: Chantel

CHILDREN: Will, Zack

ASSISTANT COACHES

STEVE CLINKSCALE (Ashland, '00), Defensive Backs, 2nd year

EDDIE GRAN (Cal Lutheran, '87), Assistant Head Coach for Offense/Running Backs, 2nd year

DARIN HINSHAW (Central Florida, '93), Co-Offensive Coordinator/Quarterbacks, 2nd year

DEAN HOOD (Ohio Wesleyan, '86), Outside Linebackers/Special Teams Coordinator, 1st year

MATT HOUSE (Michigan State, '00), Defensive Coordinator/Inside Linebackers, 2nd year

DERRICK LEBLANC (Northwestern State, '96), Defensive Line, 1st year

VINCE MARROW (Toledo, '92), Tight Ends/Recruiting Coordinator, 5th year

JOHN SCHLARMAN (Kentucky, '97), Offensive Line, 5th year

LAMAR THOMAS (Miami, '08), Wide Receivers, 2nd year

SUPPORT STAFF

MARC HILL (Iowa Wesleyan, '93) Executive Associate Director of Athletics

COREY EDMOND (N.C. State, '03) Director of Performance

FRANK BUFFANO (Arizona, '06) Director of Football Operations

DAN BEREZOWITZ (Wisconsin-Whitewater, '94) Director of Recruiting Operations

JOSH PRUITT (Troy, '06) Director of Player Development

JIM MADALENO (Michigan State, '80) Director of Sports Medicine

TOM KALINOWSKI (Kentucky, '78) Equipment Manager

CHRISTIAN FIERO (Eastern Kentucky, '08) Coaching Video Coordinator

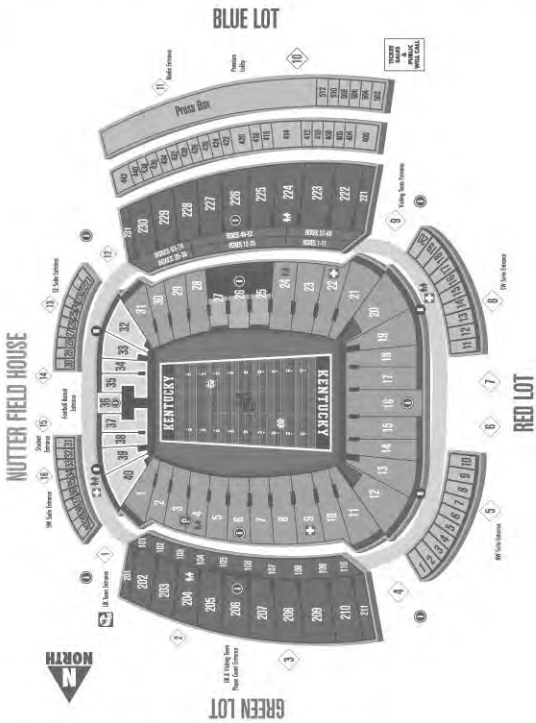
SHANE FANNIN (Morehead State, '91) Director of Sports Video

MONICA FOWLER (Kentucky, '10) Registered Dietitian

UNIVERSITY OF KENTUCKY



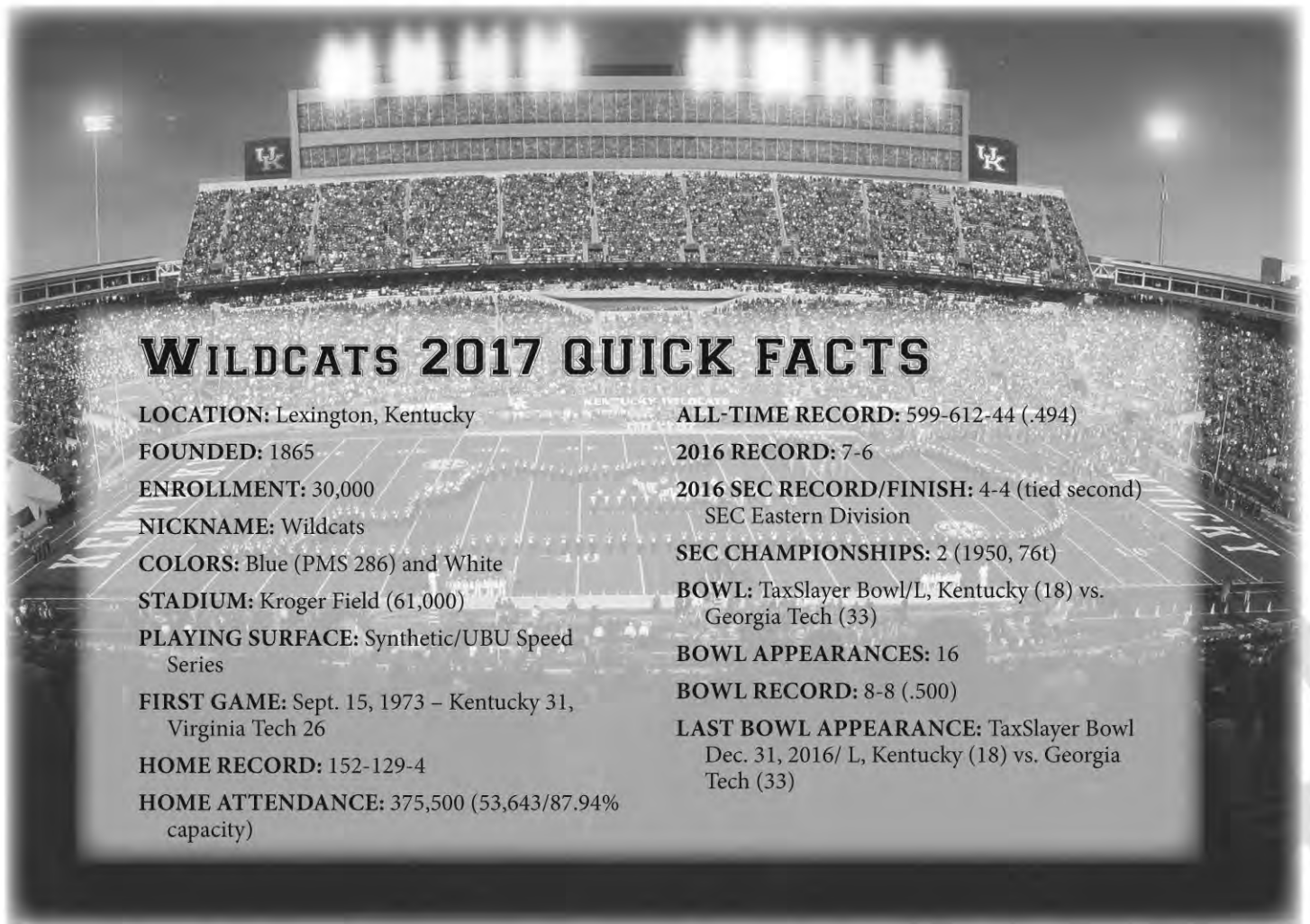
2017
FOOTBALL



YEAR-BY-YEAR

Year	School	Conf.	Pct.	All	Pct.	Bowl
2013	Kentucky	0-8	.000	2-10	.167	
2014	Kentucky	2-6	.250	5-7	.417	
2015	Kentucky	2-6	.250	5-7	.417	
2016	Kentucky	4-4	.500	7-6	.538	TaxSlayer
TOTALS		8-24	.250	19-30	.388	4 Years

BOWL RECORD: 0-1



WILDCATS 2017 QUICK FACTS

LOCATION: Lexington, Kentucky
FOUNDED: 1865
ENROLLMENT: 30,000
NICKNAME: Wildcats
COLORS: Blue (PMS 286) and White
STADIUM: Kroger Field (61,000)
PLAYING SURFACE: Synthetic/UBU Speed Series
FIRST GAME: Sept. 15, 1973 – Kentucky 31, Virginia Tech 26
HOME RECORD: 152-129-4
HOME ATTENDANCE: 375,500 (53,643/87.94% capacity)

ALL-TIME RECORD: 599-612-44 (.494)
2016 RECORD: 7-6
2016 SEC RECORD/FINISH: 4-4 (tied second) SEC Eastern Division
SEC CHAMPIONSHIPS: 2 (1950, 76t)
BOWL: TaxSlayer Bowl/L, Kentucky (18) vs. Georgia Tech (33)
BOWL APPEARANCES: 16
BOWL RECORD: 8-8 (.500)
LAST BOWL APPEARANCE: TaxSlayer Bowl Dec. 31, 2016/ L, Kentucky (18) vs. Georgia Tech (33)

RETURNING OFFENSIVE STARTERS

No.	Name	POS	CLASS	HT	WT	EXP	Hometown/Last School
2	Dorian Baker	WR	Sr	6-3	211	Sr-3L	Cleveland Heights, Ohio
98	C.J. Conrad	TE	Jr	6-5	245	Jr-2L	LaGrange, Ohio
68	Nick Haynes	LG	Sr	6-3	300	Sr-3L	Niceville, Fla.
9	Garrett Johnson	WR	Sr	5-11	175	Sr-3L	Winter Garden, Fla.
15	Stephen Johnson	QB	Sr	6-2	185	Sr-1L	Rancho Cucamonga, Calif.
73	Kyle Meadows	RT	Sr	6-5	300	Sr-3L	West Chester, Ohio
74	Cole Mosier	LT	Sr	6-6	335	Sr-3L	Walton, Ky.
65	Bunchy Stallings	RG	Jr	6-3	315	Jr-1L	McComb, Miss.

RETURNING DEFENSIVE STARTERS

No.	Name	POS	CLASS	HT	WT	EXP	Hometown/Last School
41	Josh Allen	LB	Jr	6-5	230	Jr-2L	Montclair, N.J.
8	Derrick Baity	CB	Jr	6-3	186	Jr-2L	Tampa, Fla.
7	Mike Edwards	SS	Jr	6-0	200	Jr-2L	Cincinnati, Ohio
34	Jordan Jones	WLB	Jr	6-2	221	Jr-2L	Youngstown, Ohio
51	Courtney Love	MLB	Sr	6-2	242	Sr-1L	Youngstown, Ohio
99	Adrian Middleton	DT	Jr	6-3	275	Jr-2L	Bowling Green, Ky.
77	Naquez Pringle	NG	Sr	6-3	320	Sr-1L	Georgetown, S.C.
35	Denzil Ware	DE/LB	Jr	6-2	245	Jr-2L	Opp, Ala.
21	Chris Westry	CB	Jr	6-4	195	Jr-2L	Orange Park, Fla.

STARTERS LOST

No.	Name	POS	CLASS	HT	WT	EXP	Hometown/Last School
72	Jon Toth	C	Sr	6-5	310	4L	Indianapolis, Ind.
13	Jeff Badet	WR	Sr	6-0	180	3L	Orlando, Fla.
18	Stanley Williams	RB	Jr	5-9	196	3L	Monroe, Ga.
94	Courtney Miggins	DE	Sr	6-5	285	2L	Lithonia, Ga.
24	Blake McClain	NCKL	Sr	5-11	200	4L	Winter Park, Fla.

RETURNING STATISTICAL LEADERS

RUSHING:		ATT	YARDS	AVG	TDS		
Benny Snell Jr.	186	1091	5.9	13			
Sihem King	11	81	7.4	1			
PASSING:		ATT	COMP	INT	TDS	YARDS	PCT
Stephen Johnson	145	265	6	13	2037	54.7	
Drew Barker	18	36	5	4	334	50.0	
Luke Wright	3	4	1	0	28	75.0	
RECEIVING:		REC	YARDS	AVG.	AVG/GAME	TDS	
Garrett Johnson	39	585	15.0	45.0	5		
C.J. Conrad	19	262	13.8	20.2	4		
Dorian Baker	14	208	14.9	20.8	2		
Tavin Richardson	9	160	17.8	12.3	0		
Greg Hart	6	32	5.3	2.7	0		
Blake Bone	5	82	16.4	7.5	0		
Charles Walker	4	34	8.5	7.5	0		
TACKLES:		TOTAL	SOLO	ASST	INT	SACKS	TFL-YDS
Jordan Jones	109	74	35	0	4.0 (35)	15.5 (65)	
Mike Edwards	100	56	44	3 (46)	0.5 (4)	5.5 (14)	
Courtney Love	76	39	37	0	1.0 (5)	1.0 (5)	
Denzil Ware	70	37	33	0	5.5 (61)	12.0 (75)	
Josh Allen	62	32	30	0	7.0 (45)	8.5 (49)	

2016 RESULTS

7-6 Overall • 4-4 SEC

Home: 5-2 Away: 2-3 Neutral: 0-1 vs. Top 25: 1-3

Sept. 3	SOUTHERN MISS	57,230	L, 35-44
Sept. 10	at Florida* (rv/25)	85,821	L, 7-45
Sept. 17	NEW MEXICO STATE	49,669	W, 62-42
Sept. 24	SOUTH CAROLINA*	51,702	W, 17-10
Oct. 1	at Alabama* (1/1)	101,821	L, 6-34
Oct. 8	VANDERBILT*	55,030	W, 20-13
Oct. 22	MISSISSIPPI STATE*	50,414	W, 40-38
Oct. 29	at Missouri*	50,234	W, 35-21
Nov. 5	GEORGIA*	62,507	L, 24-27
Nov. 12	at Tennessee* (rv/rv)	101,075	L, 36-49
Nov. 19	AUSTIN PEAY	48,948	W, 49-13
Nov. 26	at Louisville (11/11)	54,075	W, 41-38
Dec. 31	[--/RV] vs. Georgia Tech	43,102	L, 18-33

TaxSlayer Bowl; Jacksonville, Fla.

*SEC Game

[AP/Coaches] - Denotes team ranking at the time of the game;

(AP/Coaches) - Denotes opponent ranking at the time of the game

KENTUCKY TEAM INFORMATION

BASIC OFFENSE: Multiple pro-style
BASIC DEFENSE: 3-4

LETTERMEN RETURNING: 46

OFFENSE: 20
DEFENSE: 21
SPECIALTY: 5

LETTERMEN LOST: 15

OFFENSE: 9
DEFENSE: 6
SPECIALTY: 0

STARTERS RETURNING: 19

OFFENSE: 8
DEFENSE: 9
SPECIALTY: 2

STARTERS LOST: 5

OFFENSE: 3
DEFENSE: 2
SPECIALTY: 0

NOTE: Specialists include punter and place-kicker only.

ALL-STAR CANDIDATES

JORDAN JONES

Junior • LB • 6-2 • 221 • Youngstown, Ohio



- Jordan Jones, regarded as one of the most dynamic and spirited defenders in the SEC, returns for his junior season after a stellar performance in 2016
- Led the SEC and ranked 16th nationally in solo tackles per game (5.7) in 2016
- Ranked third in the league in total tackles per game with 8.4
- Totaled a team-high 109 tackles and led the Wildcats with 15.5 tackles for loss
- Added four quarterback sacks, four pass breakups, caused one fumble

BENNY SNELL JR.

Sophomore • Running Back • 5-11 • 223 • Westerville, Ohio



- Freshman All-American Benny Snell had one of the most impressive freshman seasons in SEC history in 2016 and looks to carry that momentum into his sophomore campaign
- Set six UK freshman records, including most rushing touchdowns in a game (4), most rushing yards by a freshman (1,091), most rushing touchdowns by a freshman (13), most total touchdowns by a freshman (13), most 100-yard rushing games (5) and most rushing yards by a freshman in a single game (192)
- Finished the season with 1,091 rushing yards, a UK freshman record
- Became the first freshman in school history to top 1,000 yards rushing
- Second on the team and ninth in the SEC in rushing yards per game with 83.9

MIKE EDWARDS

Junior • S • 6-0 • 200 • Cincinnati, Ohio



- UK coaches refer to junior Mike Edwards' natural athletic ability, versatility and football IQ as to why he's one of the top safeties in the country
- Named second-team AP All-SEC and third-team by Athlon and Phil Steele in 2016
- Second on the team and seventh in the SEC in tackles per game with 7.7, totaling 100 for the season
- Tied for 10th in the SEC in total passes defended with 11
- Had a team-high tying three interceptions, including two of Heisman Trophy winner Lamar Jackson in the win over No. 11 Louisville, tying the record for most pickoffs in a Governor's Cup game

GARRETT JOHNSON

Senior • Wide Receiver • 5-11 • 175 • Winter Garden, Fla.



- Speed, good hands and big-playmaking ability is what makes Garrett "Juice" Johnson one of the top returning receivers in the SEC for 2017
- Has 107 career receptions for 1,550 yards, ranking him 8th on UK's career receiving yards list
- Led Kentucky in receptions in 2016 with 39 for 585 yards
- Has caught a pass in 11 straight games
- First player in school history with four games of at least 140 receiving yards
- Became the 15th player in Kentucky history with at least 100 receptions in his career
- Has five career 100-yard receiving games
- Caught five passes for a career-high 164 yards and career-high-tying two touchdowns in the win over No. 11 Louisville in 2016

2017 ALPHABETICAL ROSTER

No.	Name	POS	HT	WT	CL	EXP	Hometown
96	Abule Abadi-Fitzgerald	DL	6-6	260	Fr	HS	Lakeland, Fla.
23*	Tyrell Ajian	DB	6-0	190	Fr	HS	Mansfield, Ohio
82	Josh Ali	WR	6-0	180	Fr	HS	Hollywood, Fla.
41	Josh Allen	LB	6-5	230	Jr	2L	Montclair, N.J.
64	George Asafo-Adjei	OT	6-5	315	Jr	2L	West Chester, Ohio
8	Derrick Baity	CB	6-3	186	Jr	2L	Tampa, Fla.
2	Dorian Baker	WR	6-3	211	Sr	3L	Cleveland Heights, Ohio
45	Jaylin Bannerman	LB	6-5	238	Fr	RS	Pickerington, Ohio
7*	Drew Barker	QB	6-3	222	Jr	2L	Burlington, Ky.
39	Elijah Barnett	LB	6-3	235	So	Sq	Lexington, Ky.
55	David Baumer	OG	6-5	311	Jr	Sq	Cincinnati, Ohio
28*	Kei Beckham	CB	5-11	169	So	Sq	Trotwood, Ohio
23*	Brayden Berezowitz	WR	5-9	170	Fr	RS	Lexington, Ky.
27*	Bryan Berezowitz	WR	5-9	175	Fr	RS	Lexington, Ky.
53	Blake Best	LS	6-1	246	So	1L	Duluth, Ga.
43	Logan Blue	LB/LS	6-4	240	Jr	Sq	Owensboro, Ky.
95*	Quinton Bohanna	DL	6-4	320	Fr	HS	Cordova, Tenn.
6*	Blake Bone	WR	6-5	213	Sr	3L	Woodruff, S.C.
47	Jordan Bonner	LB	6-5	222	Jr	1L	Lyndhurst, Ohio
31*	David Bouvier	WR	5-9	171	Jr	Sq	Lexington, Ky.
1	Lynn Bowden	WR	6-1	190	Fr	HS	Youngstown, Ohio
32*	Eli Brown	LB	6-2	215	So	1L	Bowling Green, Ky.
95*	Miles Butler	K	5-9	171	Jr	1L	Paducah, Ky.
90	T.J. Carter	DE	6-4	280	So	1L	Mableton, Ga.
13*	Danny Clark	QB	6-2	230	Fr	HS	Columbus, Ohio
87	C.J. Conrad	TE	6-5	245	Jr	2L	LaGrange, Ohio
29	Yusuf Corker	DB	6-0	190	Fr	HS	McDonough, Ga.
93*	Ja'Quize Cross	DL	6-3	302	Fr	RS	New Market, Ala.
56	Kash Daniel	LB	6-1	248	So	1L	Paintsville, Ky.
20*	Kengera Daniel	DE	6-5	260	Jr	2L	Raleigh, N.C.
44	Jamin Davis	LB	6-4	212	Fr	HS	Ludowici, Ga.
76	Sebastien Dolcine	OT	6-4	300	Fr	HS	Hollywood, Fla.
27*	Cedrick Dort Jr.	DB	5-11	170	Fr	HS	Palm Beach Gardens, Fla.
61	Austin Dotson	OT	6-6	310	Fr	HS	Belfry, Ky.
98	Tymere Dubose	DT	6-5	320	Jr	2L	Youngstown, Ohio
7*	Mike Edwards	S	6-0	200	Jr	2L	Cincinnati, Ohio
69	Matt Elam	NG	6-7	360	Sr	3L	Elizabethtown, Ky.
81	Isaiah Epps	WR	6-2	185	Fr	HS	Jenks, Okla.
79	Luke Fortner	OT	6-6	305	Fr	RS	Sylvania, Ohio
37	Spencer Foy	LB	6-4	236	Jr	Sq	Louisville, Ky.
17*	Tobias Gilliam	DB	5-11	191	Fr	RS	Dayton, Ohio
62	Dylan Greenberg	RG	6-2	302	Sr	Sq	Tucson, Ariz.
3	Jordan Griffin	DB	6-0	186	So	1L	Riverdale, Ga.
85	Greg Hart	TE	6-5	245	Sr	1L	Dayton, Ohio
68	Nick Haynes	OG	6-3	300	Sr	3L	Niceville, Fla.
12	Gunnar Hoak	QB	6-4	206	Fr	RS	Dublin, Ohio
92	Phil Hoskins	DL	6-5	280	So	JC	Toledo, Ohio
13*	Zy'Aire Hughes	CB	6-1	193	Fr	RS	Paducah, Ky.
36*	Jacob Hyde	NG	6-2	320	Sr	1L	Manchester, Ky.
52	Drake Jackson	C	6-2	290	Fr	RS	Versailles, Ky.
24*	Jack Jackson	DB	5-11	167	Fr	RS	Lexington, Ky.
9*	Garrett "Juice" Johnson	WR	5-11	175	Sr	3L	Winter Garden, Fla.
6*	Lonnie Johnson Jr.	DB	6-3	203	Jr	JC	Gary, Ind.

No.	Name	POS	HT	WT	CL	EXP	Hometown
15*	Stephen Johnson	QB	6-2	185	Sr	1L	Rancho Cucamonga, Calif.
28*	Zach Johnson	RB	5-10	188	Fr	RS	Cincinnati, Ohio
34	Jordan Jones	LB	6-2	221	Jr	2L	Youngstown, Ohio
20*	Ryan Kendall	WR	5-10	196	Jr	Sq	Charlotte, N.C.
58	Alex King	OLB	6-3	225	Fr	HS	Mason, Ohio
22	Sihiem King	RB	5-9	172	Jr	2L	Colquitt, Ga.
24*	Bryant Koback	RB	6-0	193	Fr	HS	Holland, Ohio
75	Tate Leavitt	OT	6-6	317	Jr	JC	Thornville, Ohio
59	Kordell Looney	DT	6-3	293	Fr	RS	Springfield, Ohio
51	Courtney Love	LB	6-2	242	Sr	1L	Youngstown, Ohio
99*	Austin MacGinnis	K	5-10	185	Sr	3L	Wedowee, Ala.
32*	William Mahone	RB	5-9	200	Sr	Sq	Cincinnati, Ohio
86	Grant McKinniss	P	6-1	210	So	1L	Findlay, Ohio
73	Kyle Meadows	OT	6-5	300	Sr	3L	West Chester, Ohio
99*	Adrian Middleton	DT	6-3	275	Jr	2L	Bowling Green, Ky.
74	Cole Mosier	OT	6-6	335	Sr	3L	Walton, Ky.
84	Charles Moushey	WR	6-0	180	Sr	1L	Westerville, Ohio
38	William Nalty	LB	6-0	210	Fr	HS	Metairie, La.
26*	Michael Nesbitt	DB	6-0	185	Fr	HS	Fort Lauderdale, Fla.
91*	Tyler Pack	K	6-4	275	Fr	RS	Paintsville, Ky.
93*	Matt Pantan	K/P	6-4	230	Sr	TR	Shoreham, Aus.
4	Josh Paschal	OLB	6-3	270	Fr	HS	Olney, Md.
77*	Naquez Pringle	DT	6-3	320	Sr	1L	Georgetown, S.C.
5	Kendall Randolph	CB	6-0	183	Sr	3L	Tallahassee, Fla.
80	Javonte Richardson	WR	6-4	230	Fr	HS	Maple Heights, Ohio
11	Tavin Richardson	WR	6-3	214	So	1L	Greer, S.C.
83	Justin Rigg	TE	6-6	246	So	1L	Springboro, Ohio
9*	Davonte Robinson	CB	6-2	187	Fr	RS	Lexington, Ky.
10	Asim "A.J." Rose	RB	6-1	212	Fr	RS	Cleveland, Ohio
19	Kayaune Ross	WR	6-6	225	Jr	Sq	West Chester, Ohio
36*	Jake Sauder	TE	6-3	220	Fr	RS	Pittsburgh, Pa.
46	Drew Schlegel	LB	5-11	221	Fr	RS	Parker, Colo.
48	Brett Slusher	DB	6-2	196	Fr	RS	Fort Mitchell, Ky.
26*	Benny Snell Jr.	RB	5-11	223	So	1L	Westerville, Ohio
65	Jervontius "Bunchy" Stallings	C	6-3	315	Jr	1L	McComb, Miss
71	Logan Stenberg	OG	6-6	318	So	1L	Madison, Ala.
91*	Calvin Taylor Jr.	DE	6-9	305	So	Sq	Augusta, Ga.
18	Clevan Thomas Jr.	WR	5-11	205	Fr	HS	Miami, Fla.
25*	Harold Turks	RB	5-10	182	Fr	RS	Nashville, Tenn.
88	Charles Walker	WR	5-11	203	Sr	3L	Louisville, Ky.
16	Marcus Walker	S	6-1	212	So	1L	Lake Wales, Fla.
35	Denzil Ware	DE/LB	6-2	245	Jr	2L	Opp, Ala.
66	Naasir Watkins	OL	6-5	300	Fr	HS	Laurel, Md.
31*	Jamar "Boogie" Watson	LB	6-3	240	Fr	RS	Forestville, Md.
25*	Darius West	S	6-0	210	Jr	2L	Lima, Ohio
21	Chris Westry	CB	6-4	195	Jr	2L	Orange Park, Fla.
94	Chris Whittaker	DL	6-3	260	Fr	HS	Hollywood, Fla.
77*	Mason Wolfe	OT	6-6	310	So	Sq	Henderson, Ky.
17*	Walker Wood	QB	6-0	181	Fr	HS	Lexington, Ky.
15*	Jordan Wright	OLB	6-5	250	Fr	HS	Fort Lauderdale, Fla.
14	Luke Wright	QB	6-4	206	Jr	Sq	Atlanta, Ga.
42	Tristan Yeomans	LS	6-2	198	Jr	1L	Waycross, Ga.
67	Landon Young	OT	6-7	305	So	1L	Lexington, Ky.

* denotes duplicate numbers

YEAR-BY-YEAR RECORDS

Year	Coach	SEC	SEC Finish	Overall	Bowls
1881	Unknown			1-2	
1891	Unknown			1-1	
1892	Prof. A. M. Miller			2-4-1	
1893	John A. Thompson			5-2-1	
1894	W. P. Finney			5-2	
1895	Charles Mason			4-5	
1896	Dudley Short			3-6	
1897	Lyman B. Eaton			2-4	
1898	W. R. Bass			7-0	
1899	W. R. Bass			5-2-2	
1900	W. H. Kiler			4-6	
1901	W. H. Kiler			2-6-1	
1902	E. W. McLeod			3-5-1	
1903	C. A. Wright			7-1	
1904	F. E. Schact			9-1	
1905	F. E. Schact			6-3-1	
1906	J. White Guyn			4-3	
1907	J. White Guyn			9-1-1	
1908	J. White Guyn			4-3	
1909	E. R. Sweetland			9-1	
1910	E. R. Sweetland			7-2	
1911	P. P. Douglass			7-3	
1912	E. R. Sweetland			7-2	
1913	Alpha Brumage			6-2	
1914	Alpha Brumage			5-3	
1915	J. J. Tigert			6-1-1	
1916	J. J. Tigert			4-1-2	
1917	S. A. Boles			3-5-1	
1918	Andy Gill			2-1	
1919	Andy Gill			3-4-1	
1920	W. J. Juneau			3-4-1	
1921	W. J. Juneau			4-3-1	
1922	W. J. Juneau			6-3	
1923	J. J. Winn			4-3-2	
1924	Fred J. Murphy			4-5	
1925	Fred J. Murphy			6-3	
1926	Fred J. Murphy			2-6-1	
1927	Harry Gamage			3-6-1	
1928	Harry Gamage			4-3-1	
1929	Harry Gamage			6-1-1	
1930	Harry Gamage			5-3	
1931	Harry Gamage			5-2-2	
1932	Harry Gamage			4-5	
1933	Harry Gamage	2-3	9t	5-5	-
1934	C.A. Wynne	1-3	9	5-5	-
1935	C.A. Wynne	3-3	6t	5-4	-
1936	C.A. Wynne	1-3	10	6-4	-
1937	C.A. Wynne	0-5	11t	4-6	-
1938	A.D. Kirwan	0-4	12t	2-7	-
1939	A.D. Kirwan	2-2-1	5t	6-2-1	-
1940	A.D. Kirwan	1-2-2	9	5-3-2	-
1941	A.D. Kirwan	0-4	12	5-4	-
1942	A.D. Kirwan	0-5	11t	3-6-1	-
1943	NO TEAM	-	-	-	-
1944	A.D. Kirwan	1-5	9	3-6	-
1945	Bernie Shivley	0-5	12	2-8	-
1946	Paul "Bear" Bryant	2-3	8	7-3	-
1947	Paul "Bear" Bryant	2-3	9t	8-3	Great Lakes
1948	Paul "Bear" Bryant	1-3-1	9	5-3-2	-
1949	Paul "Bear" Bryant	4-1	2	9-3	Orange
1950	Paul "Bear" Bryant	5-1	1	11-1	Sugar
1951	Paul "Bear" Bryant	3-3	5	8-4	Cotton
1952	Paul "Bear" Bryant	1-3-2	9	5-4-2	-
1953	Paul "Bear" Bryant	4-1-1	2t	7-2-1	-
1954	Blanton Collier	5-2	3t	7-3	-
1955	Blanton Collier	3-3-1	6t	6-3-1	-
1956	Blanton Collier	4-4	6t	6-4	-
1957	Blanton Collier	1-7	12	3-7	-
1958	Blanton Collier	3-4-1	6t	5-4-1	-
1959	Blanton Collier	1-6	10	4-6	-
1960	Blanton Collier	2-4-1	9	5-4-1	-
1961	Blanton Collier	2-4	8	5-5	-
1962	Charlie Bradshaw	2-3-1	7t	3-5-2	-
1963	Charlie Bradshaw	0-5-1	11	3-6-1	-
1964	Charlie Bradshaw	4-2	2t	5-5	-
1965	Charlie Bradshaw	3-3	6t	6-4	-

Year	Coach	SEC	SEC Finish	Overall	Bowls
1966	Charlie Bradshaw	2-4	7	3-6-1	-
1967	Charlie Bradshaw	1-6	8	2-8	-
1968	Charlie Bradshaw	0-7	10	3-7	-
1969	John Ray	1-6	9	2-8	-
1970	John Ray	0-7	10	2-9	-
1971	John Ray	1-6	8t	3-8	-
1972	John Ray	2-5	7t	3-8	-
1973	Fran Curci	3-4	5t	5-6	-
1974	Fran Curci	3-3	4t	6-5	-
1975	Fran Curci	0-6	9t	2-8-1	-
1976	Fran Curci	5-1	1t	9-3	Peach
1977	Fran Curci	6-0	*	10-1	-
1978	Fran Curci	2-4	7t	4-6-1	-
1979	Fran Curci	3-3	5t	5-6	-
1980	Fran Curci	1-5	8	3-8	-
1981	Fran Curci	2-4	6t	3-8	-
1982	Jerry Claiborne	0-6	9t	0-10-1	-
1983	Jerry Claiborne	2-4	7	6-5-1	Hall of Fame
1984	Jerry Claiborne	3-3	5t	9-3	Hall of Fame
1985	Jerry Claiborne	1-5	8	5-6	-
1986	Jerry Claiborne	2-4	7t	5-5-1	-
1987	Jerry Claiborne	1-5	7t	5-6	-
1988	Jerry Claiborne	2-5	8t	5-6	-
1989	Jerry Claiborne	2-5	7t	6-5	-
1990	Bill Curry	3-4	5	4-7	-
1991	Bill Curry	0-7	10	3-8	-
1992	Bill Curry	2-6	T5-E	4-7	-
1993	Bill Curry	4-4	3-E	6-6	Peach
1994	Bill Curry	0-8	6-E	1-10	-
1995	Bill Curry	2-6	5-E	4-7	-
1996	Bill Curry	3-5	T4-E	4-7	-
1997	Hal Mumme	2-6	5-E	5-6	-
1998	Hal Mumme	4-4	4-E	7-5	Outback
1999	Hal Mumme	4-4	4-E	6-6	Music City
2000	Hal Mumme	0-8	6-E	2-9	-
2001	Guy Morriss	1-7	5-E	2-9	-
2002	Guy Morriss	3-5	*	7-5	-
2003	Rich Brooks	1-7	6-E	4-8	-
2004	Rich Brooks	1-7	T5-E	2-9	-
2005	Rich Brooks	2-6	6-E	3-8	-
2006	Rich Brooks	4-4	T3-E	8-5	Music City
2007	Rich Brooks	3-5	T4-E	8-5	Music City
2008	Rich Brooks	2-6	6-E	7-6	Liberty
2009	Rich Brooks	3-5	T4-E	7-6	Music City
2010	Joker Phillips	2-6	5-E	6-7	BBVA Compass
2011	Joker Phillips	2-6	T4-E	5-7	-
2012	Joker Phillips	0-8	7-E	2-10	-
2013	Mark Stoops	0-8	7-E	2-10	-
2014	Mark Stoops	2-6	6-E	5-7	-
2015	Mark Stoops	2-6	T4-E	5-7	-
2016	Mark Stoops	4-4	T2-E	7-6	TaxSlayer

*did not count in standings due to NCAA probation period.

BOWL RESULTS 8-8

Bowl	Opponent	Result	Date
Great Lakes	Villanova	W 24-14	12-6-47
Orange	Santa Clara	L 13-21	1-2-50
Sugar	Oklahoma	W 13-7	1-1-51
Cotton	Texas Christian	W 20-7	1-1-52
Peach	North Carolina	W 21-0	12-31-76
Hall of Fame	West Virginia	L 16-20	12-22-83
Hall of Fame	Wisconsin	W 20-19	12-29-84
Peach	Clemson	L 13-14	12-31-93
Outback	Penn State	L 14-26	1-1-99
Music City	Syracuse	L 13-20	12-29-99
Music City	Clemson	W 28-20	12-29-2006
Music City	Florida State	W 35-28	12-31-2007
AutoZone Liberty	East Carolina	W 25-19	1-2-2009
Music City	Clemson	L 21-13	12-27-2009
BBVA Compass	Pittsburgh	L 10-27	1-8-2011
TaxSlayer	Georgia Tech	L 18-33	12-31-16

ED ORGERON



DR. F. KING ALEXANDER
Chancellor
(St. Lawrence, '87)



JOE ALLEVA
Vice Chancellor/
Athletics Director
(Lehigh, '74)



DR. BILL DEMASTES
Faculty Representative
(California, '77)



ED ORGERON
Head Football Coach
(Northwestern State, '84)



TIGERS 2017

Sept. 2	vs. BYU (Houston)
Sept. 9	CHATTANOOGA
Sept. 16	at Mississippi State**
Sept. 23	SYRACUSE
Sept. 30	TROY
Oct. 7	at Florida**
Oct. 14	AUBURN**
Oct. 21	at Ole Miss**
Oct. 28	Open date
Nov. 4	at Alabama**
Nov. 11	ARKANSAS**
Nov. 18	at Tennessee**
Nov. 25	TEXAS A&M**

**SEC Game

Bold denotes home game

HOMETOWN: Larose, La.

ALMA MATER (YEAR): Northwestern State (1984)

PLAYING CAREER: Four-year starter on defensive line at Northwestern (La.) State; football, basketball and track standout at South Lafourche High School in Galliano, La.

COACHING EXPERIENCE: 1984 Northwestern (La.) State (graduate assistant); 1985 McNeese State (graduate assistant); 1986-87 Arkansas (assistant strength coach); 1988-92 Miami (Fla.) (graduate assistant, 1988; defensive line 1989-92); 1994 Nicholls State (linebackers); 1995-97 Syracuse (defensive line); 1998-2004 Southern Cal (defensive line, 1998-2002; recruiting coordinator, 2001-04); 2005-07 Ole Miss (head coach); 2008 New Orleans Saints (defensive line); 2009 Tennessee (defensive line/recruiting coordinator); 2010-12 Southern Cal (defensive coordinator/defensive line/recruiting coordinator, 2010-13; interim head coach, 2013); 2015-16 LSU (defensive line; recruiting coordinator, 2016; interim head coach, Sept. 25, 2016, head coach, Nov. 26, 2016)

COACHING ACCOMPLISHMENTS: Has coached in 19 bowl games, including the 2016 Citrus Bowl as LSU's head coach; part of Miami staff that won national titles in 1989 and 1991; tabbed as the best recruiter in college football by Sporting News (2004); National Recruiter of the Year by Scout.com and ESPN (2011).

BORN: July 7, 1961

WIFE: Kelly

CHILDREN: Tyler, and twins Parker and Cody

ASSISTANT COACHES

MATT CANADA (Indiana, '93) Offensive Coordinator – 1st Year

DAVE ARANDA (California Lutheran, '99) Asso Head Coach/Defensive Coordinator – 2nd Year

JEFF GRIMES (UTEP, '91) Offensive Line/Running Game Coordinator – 4th Year

STEVE ENSMINGER (LSU '82) Tight Ends – 8th Year

COREY RAYMOND (LSU, '92) Defensive Backs – 6th Year

PETE JENKINS (Western Carolina, '64) Defensive Line – 18th Year

MICKEY JOSEPH (Nebraska '93) Wide Receivers – 1st Year

DENNIS JOHNSON (LSU '12) Outside Linebackers – 1st Year

TOMMIE ROBINSON (Troy '85) Asst. Head Coach. Running Backs/Recruiting Coordinator – 1st year

SUPPORT STAFF

JACK MARUCCI (West Virginia, '86) – Head Trainer

TOMMY MOFFITT (Tennessee Tech, '86) – Strength Coach

SAM NADER (Auburn, '67) – Football Operations

LOUISIANA STATE UNIVERSITY



2017 FOOTBALL

YEAR-BY-YEAR

Year	School	Conf.	Pct.	All	Pct.	Bowl
2005	Ole Miss	1-7	.125	3-8	.273	
2006	Ole Miss	2-6	.250	4-8	.333	
2007	Ole Miss	0-8	.000	3-9	.250	
2013 (Interim)	Southern Cal	6-1	.857	6-2	.750	
2016 (Interim)	LSU	4-2	.667	6-2	.750	Citrus
TOTALS		13-24	.351	22-29	.431	5 Years
Ole Miss Record		3-21	.125	10-25	.286	3 Years
Southern Cal Record			6-1	.857	6-2	.7501 Year
LSU Record		4-2	.667	6-2	.750	1 Year

BOWL RECORD: 1-0 1.000



TIGERS 2017 QUICK FACTS

LOCATION: Baton Rouge, Louisiana
FOUNDED: 1860
ENROLLMENT: 31,527
NICKNAME: Tigers or Fighting Tigers
COLORS: Purple (PMS 268) and Gold (PMS 123)
STADIUM: Tiger Stadium (102,321)
PLAYING SURFACE: Natural Grass
FIRST GAME: Nov. 25, 1924 – Tulane 13, LSU 0
HOME RECORD: 413-149-18
HOME ATTENDANCE: 708,618
 (101,231 avg./98.93% capacity)

ALL-TIME RECORD: 778-408-47
 (.654/1,225 games)
2016 RECORD: 8-4, T2-W
2016 SEC RECORD/FINISH: 5-3
SEC CHAMPIONSHIPS: 11 (1935, 36, 58, 61t, 70, 86, 88t, 2001, 03, 07, 11)
BOWL: Buffalo Wild Wings Citrus Bowl (W – LSU (29) vs. Louisville (9))
BOWL APPEARANCES: 48
BOWL RECORD: 25-22-1
LAST BOWL APPEARANCE: Buffalo Wild Wings Citrus Bowl Dec. 31, 2016 (W – LSU (29) vs. Louisville (9))



RETURNING OFFENSIVE STARTERS

No.	Name	POS	CLASS	HT	WT	EXP	Hometown/Last School
5	Derrius Guice	RB	5-11	212	Jr.	2L	Baton Rouge, La. (Catholic HS)
7	D.J. Chark	WR	6-3	187	Sr.	2L	Alexandria, La. (Alexandria HS)
16	Danny Etling	QB	6-0	215	Sr.	1L	Terre Haute, Ind. (Purdue Univ.)
44	John David Moore	FB	6-4	235	Jr.	2L	Ruston, La. (Ruston HS)
63	K.J. Malone	OT	6-4	303	Sr.	3L	Ruston, La. (Cedar Creek HS)
64	William Clapp	OL	6-5	309	Jr.	2L	New Orleans, La. (Brother Martin HS)
66	Toby Weathersby	OT	6-5	302	Jr.	2L	Houston, Texas (Westfield HS)
75	Maea Teuhema	OT	6-5	327	Jr.	2L	Keller, Texas (Keller HS)

RETURNING DEFENSIVE STARTERS

No.	Name	POS	CLASS	HT	WT	EXP	Hometown/Last School
9	Donte Jackson	CB	5-11	173	Jr.	2L	Amite, La. (Amite HS)
18	Christian LaCouture	DE	6-5	301	Sr.	3L	Lincoln, Neb. (Lincoln Southwest HS)
26	John Battle	FS	6-2	202	Sr.	2L	Hallandale, Fla. (Hallandale HS)
49	Arden Key	OLB	6-6	238	Jr.	2L	Atlanta, Ga. (Hapeville Charter Academy)
99	Greg Gilmore	NT	6-4	308	Sr.	2L	Hope Mills, N.C. (South View HS)

STARTERS LOST

No.	Name	POS	HT	WT	CLASS	EXP	Hometown/Last School
33	Jamal Adams	SS	6-1	213	Jr.	3L	Lewisville, Texas (Hebron HS)
52	Kendell Beckwith	MLB	6-3	247	Sr.	4L	Clinton, La. (East Feliciana HS)
76	Josh Boutte	OG	6-5	346	Sr.	3L	New Iberia, La. (Westgate HS)
46	Tashawn Bower	OLB	6-6	253	Sr.	4L	Somerville, N.J. (Immaculata HS)
42	Colby Delahoussaye	PK	5-10	180	Sr.	2L	New Iberia, La. (New Iberia HS)
15	Malachi Dupre	WR	6-4	195	Jr.	3L	River Ridge, La. (John Curtis HS)
83	Travin Dural	WR	6-2	207	Sr.	4L	Breaux Bridge, La. (Breaux Bridge HS)
7	Leonard Fournette	RB	6-1	235	Jr.	3L	New Orleans, La. (St. Augustine HS)
57	Davon Godchaux	NT	6-4	299	Jr.	3L	Plaquemine, La. (Plaquemine HS)
81	Colin Jeter	TE	6-7	254	Sr.	3L	Longview, Texas (Longview HS/Kilgore College)
92	Lewis Neal	DE	6-2	272	Sr.	4L	Wilson, N.C. (James B. Hunt HS)
77	Ethan Pocic	C	6-7	302	Sr.	4L	Lemont, Ill. (Lemont Township HS)
40	Duke Riley	ILB	6-1	230	Sr.	4L	Buras, La. (John Curtis HS)
18	Tre'Davious White	CB	6-0	197	Sr.	4L	Shreveport, La. (Green Oaks HS)

RETURNING STATISTICAL LEADERS

RUSHING:		ATT	YARDS	AVG	TDS		
	Derrius Guice	183	1,387	7.6	15		
	Darrel Williams	52	233	4.5	3		
	Nick Brossette	15	145	9.7	0		
PASSING:		ATT	COMP	INT	TDS	YARDS	PCT
	Danny Etling	269	160	5	11	2,123	59.5
RECEIVING:		REC	YARDS	AVG.	AVG/GAME	TDS	
	D.J. Chark	26	466	17.9	38.8	3	
	John David Moore	10	58	5.8	4.8	0	
TACKLES:		TOTAL	SOLO	ASST	INT	SACKS	TFL-YDS
	Arden Key	56	32	24	0	12.0-85	14.5-97
	Donnie Alexander	45	31	14	1-14	0	0.5-1
	John Battle	39	21	18	0	0	0
	Donte Jackson	32	32	7	2-40	0	0

2016 RESULTS

8-4 Overall • 5-3 SEC

Home: 5-2 Away: 2-1 Neutral: 1-1 vs. Top 25: 4-2

Sept. 3	[5/6] vs. Wisconsin (rv/rv) (Green Bay)	77,823	L, 14-16
Sept. 10	[21/22] JACKSONVILLE STATE	98,389	W, 34-13
Sept. 17	[20/22] MISSISSIPPI STATE*	99,910	W, 23-20
Sept. 24	[18/17] at Auburn* (-/rv)	87,451	L, 13-18
Oct. 1	[RV/RV] MISSOURI*	102,071	W, 42-7
Oct. 8	[RV/RV] at Florida* (18/18)		Postponed
Oct. 15	[RV/25] SOUTHERN MISS	102,164	W, 45-10
Oct. 22	[25/23] OLE MISS* (23/22)	101,720	W, 38-21
Nov. 5	[15/14] ALABAMA* (1/1)	102,321	L, 0-10
Nov. 12	[19/19] at Arkansas* (rv/rv)	75,156	W, 38-10
Nov. 19	[16/14] FLORIDA* (21/18)	102,043	L, 10-16
Nov. 24	[25/RV] at Texas A&M* (22/22)	102,961	W, 54-39
Dec. 31	[19/20] vs. Louisville (15/15)	46,063	W, 29-9

*SEC Game

[AP/Coaches] - Denotes team ranking at the time of the game;

(AP/Coaches) - Denotes opponent ranking at the time of the game

LSU TEAM INFORMATION

BASIC OFFENSE: Multiple
BASIC DEFENSE: 3-4

LETTERMEN RETURNING: 46

OFFENSE: 24
DEFENSE: 19
SPECIALTY: 3

LETTERMEN LOST: 25

OFFENSE: 9
DEFENSE: 14
SPECIALTY: 2

STARTERS RETURNING: 14

OFFENSE: 8
DEFENSE: 5
SPECIALTY: 1

STARTERS LOST: 14

OFFENSE: 6
DEFENSE: 7
SPECIALTY: 1

NOTE: Specialists include punter and place-kicker only.

ALL-STAR CANDIDATES

DERRIUS GUICE

Junior • Running Back • 5-11 • 212 • Baton Rouge, La.



- A Heisman Trophy candidate and one of the nation's top running backs going into the 2017 season.
- Led SEC in total rushing yards (1,387) and total touchdowns (16) as a sophomore in 2016.
- Averaged 115.6 yards per game on the ground and an SEC-best 143.0 all-purpose yards
- Set LSU single-game record with 285 rushing yards in win over Texas A&M in November.
- Had the longest rushing play in LSU history with a 96-yard run in win over Arkansas.
- Averaged 7.6 yards a carry.
- For career, has rushed for 1,823 yards and 18 touchdowns.
- First-Team All-SEC and First-Team All-America in 2016.

D.J. CHARK

Senior • Wide Receiver • 6-3 • 187 • Alexandria, La.



- LSU's top returning receiver in 2017.
- Had breakout year in 2016 with 26 catches for 466 yards and three touchdowns
- Averaged 17.9 yards a reception.
- Only player in LSU history to score on rushing and receiving plays of 75 yards or more.
- Scored on a 79-yard run vs. Texas Tech in the 2015 Texas Bowl and scored on an 80-yard reception against Southern Miss in 2016.

ARDEN KEY

Junior • Outside Linebacker/Defensive End •
6-6 • 255 • Atlanta, Ga.



- One of the nation's premier pass rushers.
- Set the LSU single-season record for sacks with 12 in 2016.
- Added 56 tackles and 14.0 tackles for loss on his way to earning First Team All-SEC honors.
- Ranked No. 2 in the SEC in sacks (12.0) and No. 8 in tackles for loss (14.5) in 2016.
- Capped record-breaking season with 6 tackles and 2.0 sacks in LSU's 29-9 win over Louisville and its Heisman Trophy quarterback Lamar Jackson in the Citrus Bowl.
- In 23 games at LSU, has recorded 97 tackles, 21.0 tackles for loss and 17.0 sacks.

WILL CLAPP

Junior • Center • 6-5 • 309 • New Orleans, La.



- One of the top offensive linemen in college football heading into 2017 when he will transition to center from guard.
- Earned First Team All-SEC honors as a sophomore in 2016.
- Named Freshman All-America in 2015.
- In two years as a starter on the offensive line, has helped pave the way for two of the most productive running backs in school history in Leonard Fournette and Derrius Guice.
- Has started all 23 games in which he's appeared in during his career and LSU has had a 100-yard rusher in 19 of those games.
- Son of former LSU standout Tommy Clapp, who started on the defensive line for the Tigers in the 1980s.

2017 ALPHABETICAL ROSTER

No.	Name	POS	CL	HT	WT	EXP	Hometown
85	Jamil Abdul-Aziz	DL	6-2	293	Fr.	SQ	Baton Rouge, La.
58	Jibraïl Abdul-Aziz	OL	6-2	289	Jr.	SQ	Baton Rouge, La.
48	Donnie Alexander	LB	6-1	212	Sr.	3L	New Orleans, La.
95	Edwin Alexander	NT	6-2	333	So	1L	Hammond, La.
11	Dee Anderson	WR	6-5	202	So	1L	DeSoto, Texas
46	Andre Anthony	DE	6-5	219	Fr	RS	New Orleans, La.
47	Chance Barney	LB	6-1	220	Jr	TRF	Covington, La.
26	John Battle	S	6-2	202	Jr	2L	Hallandale, Fla.
87	Justin Beckwith	WR	6-2	207	Fr	RS	Jackson, La.
15	Myles Brennan	QB	6-3	182	Fr	HS	Long Beach, Miss.
43	Matt Brock	FB	6-1	214	So	RS	Chattanooga, Tenn.
4	Nick Brossette	RB	6-1	209	Jr	2L	Baton Rouge, La.
39	Caleb Brown	DB	6-1	195	Fr	RS	Stonewall, La.
78	Garrett Brumfield	OG	6-3	305	Jr	2L	Baton Rouge, La.
21	Donavaughn Campbell	OL	6-4	344	So	1L	Ponchatoula, La.
72	Tory Carter	FB	6-1	260	Fr	HS	Leesburg, Ga.
4	K'Lavon Chaisson	LB	6-4	230	Fr	HS	Houston, Texas
7	D.J. Chark	WR	6-3	187	Sr	2L	Alexandria, La.
77	Saahdiq Charles	OL	6-4	328	Fr	HS	Jackson, Miss.
45	Matt Clapp	FB	6-2	227	Fr	HS	New Orleans, La.
64	Will Clapp	C	6-5	309	Jr	2L	New Orleans, La.
98	Deondre Clark	DE	6-4	272	Sr	1L	Oklahoma City, Okla.
34	Connor Culp	PK	5-11	186	Fr	RS	Phoenix, Ariz.
79	Lloyd Cushenberry III	C	6-4	306	Fr	RS	Geismar, La.
25	Drake Davis	WR	6-3	217	So	1L	Baton Rouge, La.
76	Austin Deculus	OL	6-6	344	Fr	HS	Cypress, Texas
9	Grant Delpit	S	6-3	191	Fr	HS	Houston, Texas
12	Micah Dickens	DB	5-11	195	Sr	SQ	Dry Prong, La.
19	Derrick Dillon	WR	5-11	181	So	1L	Franklinton, La.
45	Michael Divinity Jr.	LB	6-2	234	So	1L	Marrero, La.
41	David Ducre	FB	6-1	236	Jr	1L	Slidell, La.
32	Clyde Edwards-Helaire	RB	5-7	210	Fr	HS	Baton Rouge, La.
44	Clifton Escort III	DL	6-1	221	Fr	RS	Morgan City, La.
16	Danny Eting	QB	6-1	215	Sr	1L	Terre Haute, Ind.
92	Neil Farrell Jr.	DE	6-3	294	Fr	HS	Mobile, Ala.
91	Breiden Fehoko	DL	6-3	303	Jr	Trf.	Honolulu, Hawaii
50	Blake Ferguson	SNP	6-4	227	So	1L	Buford, Ga.
27	Lanard Fournette	RB	5-10	199	So	1L	New Orleans, La.
22	Kristian Fulton	DB	6-1	188	So	1L	Metairie, La.
83	Russell Gage	WR	6-1	179	Sr	1L	Baton Rouge, La.
33	Trey Gallman	FB	6-2	257	Jr	SQ	Prairieville, La.
36	Cameron Gamble	PK	5-11	189	Sr	3L	Flower Mound, Texas
50	Layton Garnett	LB	6-4	247	Fr	RS	West Monroe, La.
89	Jonathan Giles	WR	5-10	192	Jr	Trf.	Missouri City, Texas
99	Greg Gilmore	NT	6-4	308	Sr	2L	Hope Mills, N.C.
35	Jack Gonsoulin	PK	5-9	165	So	SQ	Baton Rouge, La.
38	Josh Crowden	P	6-2	198	So	1L	Sydney, Australia
5	Derrius Guice	RB	5-11	212	Jr	2L	Baton Rouge, La.
55	Kody Hall	LB	6-1	244	So	JC	Nacogdoches, Texas
33	Todd Harris Jr.	S	6-1	188	Fr	HS	Plaquemine, La.
34	Reshaud Henry	RB	5-9	199	Sr	1L	Ponchatoula, La.
97	Frank Herron	DE	6-4	305	Sr	2L	Memphis, Tenn.
70	Edward Ingram	OL	6-3	340	Fr	HS	Desoto, Texas
1	Donte Jackson	DB	5-11	173	Jr	2L	Metairie, La.
31	Justin Jones	WR	5-8	177	Fr	RS	Dallas, Texas
54	Justin Kairdolf	DE	6-2	265	Fr	RS	Baton Rouge, La.
39	Michael Kershaw	WR	5-7	160	So	RS	Shreveport, La.
49	Arden Key	LB	6-6	255	Jr	2L	Atlanta, Ga.
13	Jontre Kirklın	CB	6-1	173	Fr	HS	Lutcher, La.

No.	Name	POS	CL	HT	WT	EXP	Hometown
18	Christian LaCouture	DE	6-5	301	Sr	3L	Lincoln, Neb.
29	Louis Landrum	WR	5-10	189	Fr	RS	New Orleans, La.
90	Rashard Lawrence	DE	6-3	301	So	1L	Monroe, La.
8	Caleb Lewis	QB	6-4	218	So	SQ	Lakeland, Fla.
31	Cameron Lewis	DB	6-2	196	Fr	RS	Monroe, La.
17	Xavier Lewis	CB	6-1	190	So	1L	LaPlace, La.
96	Glen Logan	DE	6-4	315	Fr	RS	Destrehan, La.
54	Rory Luke	OL	6-4	272	So	SQ	New Orleans, La.
73	Adrian Magee	OG	6-5	309	So	1L	Franklinton, La.
63	K.J. Malone	OT	6-4	303	Sr	3L	Ruston, La.
87	Sci Martin	LB	6-4	240	So	1L	New Orleans, La.
81	Racey McMath	WR	6-2	213	Fr	HS	New Orleans, La.
12	Justin McMillan	QB	6-2	196	So	SQ	Cedar Hill, Texas
62	Justin Mikush	OL	6-4	281	Jr	SQ	Tomball, Texas
42	Aaron Moffitt	DE	6-2	259	Fr	HS	Baton Rouge, La.
30	Eric Monroe	DB	6-1	191	Fr	RS	Houston, Texas
44	J.D. Moore	FB	6-4	241	Sr	3L	Ruston, La.
84	Foster Moreau	TE	6-6	250	Jr	2L	New Orleans, La.
82	Thaddeus Moss	TE	6-3	237	So	Trf.	Charleston, W.Va.
47	Bry'Kiethon Mouton	FB	6-1	265	Jr	2L	Lafayette, La.
2	Lowell Narcisse	QB	6-2	237	Fr	HS	St. James, La.
86	Mannie Netherly	WR	6-3	185	Fr	HS	Crosby, Texas
59	Seth Newsome	DE	6-1	276	Fr	RS	Fredericksburg, Va.
30	Michael Ostrom	WR	6-1	180	Fr	SQ	Baton Rouge, La.
21	Ed Paris	S	6-1	203	Sr	3L	Arlington, Texas
56	M.J. Patterson	LB	6-4	225	Sr	SQ	Winnfield, La.
80	Jamal Pettigrew	TE	6-7	250	Fr	RS	New Orleans, La.
6	Jacob Phillips	LB	6-3	235	Fr	HS	Nashville, Tenn.
61	Leon Pinto	OL	6-3	278	Fr	RS	Houston, Texas
8	Patrick Queen	LB	6-2	215	Fr	HS	Livonia, La.
85	Caleb Roddy	TE	6-5	276	So	1L	Denham Springs, La.
46	Zach Von Rosenberg	P	6-5	250	Fr	RS	Lake Charles, La.
51	Jonathan Rucker	LB	6-1	249	Sr	2L	Ponchatoula, La.
65	Jakori Savage	OL	6-5	300	Fr	RS	Bay Minette, Ala.
17	Tiger Scheyd	WR	6-1	188	Jr	SQ	Miramar Beach, Fla.
14	Lindsey Scott Jr.	QB	5-11	210	Fr	RS	Zachary, La.
72	Tyler Shelvin	NT	6-2	380	Fr	HS	Lafayette, La.
69	Turner Simmers	OL	6-4	274	Jr	SQ	Prairieville, La.
42	Carlton Smith	H-B	6-2	227	Fr	HS	Houston, Texas
67	Michael Smith	OL	6-2	290	Fr	RS	Killeen, Texas
3	JaCoby Stevens	S	6-2	214	Fr	HS	Murfreesboro, Tenn.
51	Seth Stewart	OL	6-5	320	Fr	HS	Point Pleasant, W.Va.
10	Stephen Sullivan	WR	6-6	235	So	1L	Donaldsonville, La.
24	Tyler Taylor	LB	6-3	234	Fr	HS	Buford, Ga.
75	Maea Teuhema	OG/OT	6-5	315	Jr	2L	Keller, Texas
93	Justin Thomas	DE	6-5	264	Fr	HS	Spanish Fort, Ala.
23	Corey Thompson	LB	6-2	222	Sr	3L	Missouri City, Texas
43	Ray Thornton	LB	6-3	222	Fr	RS	Killeen, Texas
2	Kevin Toliver II	CB	6-2	193	Jr	2L	Jacksonville, Fla.
15	Kary Vincent Jr.	CB	5-9	175	Fr	HS	Port Arthur, Texas
35	Devin Voorhies	LB	6-2	223	Sr	3L	Woodville, Miss.
41	Abraham Wallace	DB	6-1	189	Jr	1L	Baton Rouge, La.
94	Isaiah Washington	DE	6-4	236	So	1L	New Orleans, La.
88	Jacory Washington	TE	6-6	249	Jr	SQ	Westlake, La.
66	Toby Weathersby	OT	6-5	302	Jr	2L	Houston, Texas
58	Vondero Weir	LB	6-2	248	Fr	RS	Baton Rouge, La.
32	Tony Westly	DB	6-1	175	Sr	SQ	St. Gabriel, La.
40	Devin White	LB	6-1	255	So	1L	Springhill, La.
29	Andraez Williams	CB	6-2	175	Fr	RS	Shreveport, La.
28	Darrel Williams	RB	6-1	233	Sr	3L	Marrero, La.

YEAR-BY-YEAR RECORDS

Year	Coach	SEC	SEC Finish	Overall	Bowls
1893	C.E. Coates			0-1	
1894	A.P. Simmons			2-1	
1895	A.P. Simmons			3-0	
1896	A.W. Jeardeau			6-0	
1897	A.W. Jeardeau			1-1	
1898	E.A. Chavanne			1-0	
1899	J.P. Gregg			1-4	
1900	E.A. Chavanne			2-2	
1901	W.S. Borland			5-1	
1902	W.S. Borland			6-1	
1903	W.S. Borland			4-5	
1904	D.A. Killian			3-4	
1905	D.A. Killian			3-0	
1906	D.A. Killian			2-2-2	
1907	Edgar R. Wingard			7-3	
1908	Edgar R. Wingard			10-0	
1909	J.G. Pritchard/J.W. Mayhew			6-2	
1910	J.W. Mayhew			1-5	
1911	J.K. Dwyer			6-3	
1912	J.K. Dwyer			4-3	
1913	J.K. Dwyer			6-1-2	
1914	E.T. McDonald			4-4-1	
1915	E.T. McDonald			6-2	
1916	E.T. McDonald/L.R. Pray/D.X. Bible			7-1-2	
1917	W. Sutton			3-5	
1918	No Games, World War I				
1919	Irving R. Pray			6-2	
1920	Branch Bocock			5-3-1	
1921	Branch Bocock			6-1-1	
1922	Irving R. Pray			3-7	
1923	Mike Donahue			3-5-1	
1924	Mike Donahue			5-4	
1925	Mike Donahue			5-3-1	
1926	Mike Donahue			6-3	
1927	Mike Donahue			4-4-1	
1928	Russ Cohen			6-2-1	
1929	Russ Cohen			6-3	
1930	Russ Cohen			6-4	
1931	Russ Cohen			5-4	
1932	Biff Jones			6-3-1	
1933	L.M. "Biff" Jones	3-0-2	2	7-0-3	-
1934	L.M. "Biff" Jones	4-2	4	7-2-2	-
1935	Bernie Moore	5-0	1	9-2	Sugar
1936	Bernie Moore	6-0	1	9-1-1	Sugar
1937	Bernie Moore	5-1	2	9-2	Sugar
1938	Bernie Moore	2-4	10	6-4	-
1939	Bernie Moore	1-5	10	4-5	-
1940	Bernie Moore	3-3	6	6-4	-
1941	Bernie Moore	2-2-2	7	4-4-2	-
1942	Bernie Moore	3-2	6	7-3	-
1943	Bernie Moore	2-2	3	6-3	Orange
1944	Bernie Moore	2-3-1	6	2-5-1	-
1945	Bernie Moore	5-2	3	7-2	-
1946	Bernie Moore	5-1	3	9-1-1	Cotton
1947	Bernie Moore	2-3-1	8	5-3-1	-
1948	Gaynell Tinsley	1-5	10t	3-7	-
1949	Gaynell Tinsley	4-2	5	8-3	Sugar
1950	Gaynell Tinsley	2-3-2	8	4-5-2	-
1951	Gaynell Tinsley	4-2-1	3t	7-3-1	-
1952	Gaynell Tinsley	2-5	10	3-7	-
1953	Gaynell Tinsley	2-3-3	8	5-3-3	-
1954	Gaynell Tinsley	2-5	9	5-6	-
1955	Paul Dietzel	2-3-1	9	3-5-2	-
1956	Paul Dietzel	1-5	11	3-7	-
1957	Paul Dietzel	4-4	7	5-5	-
1958	Paul Dietzel	6-0	1	11-0	Sugar
1959	Paul Dietzel	5-1	2t	9-2	Sugar
1960	Paul Dietzel	2-3-1	8	5-4-1	-
1961	Paul Dietzel	6-0	1t	10-1	Orange
1962	Charlie McClendon	5-1	3	9-1-1	Cotton
1963	Charlie McClendon	4-2	5	7-4	Bluebonnet
1964	Charlie McClendon	4-2-1	5	8-2-1	Sugar
1965	Charlie McClendon	3-3	6t	8-3	Cotton
1966	Charlie McClendon	3-3	6	5-4-1	-
1967	Charlie McClendon	3-2-1	6	7-3-1	Sugar
1968	Charlie McClendon	4-2	3t	8-3	Peach
1969	Charlie McClendon	4-1	2	9-1	-
1970	Charlie McClendon	5-0	1	9-3	Orange
1971	Charlie McClendon	3-2	6	9-3	Sun
1972	Charlie McClendon	4-1-1	3	9-2-1	Bluebonnet
1973	Charlie McClendon	5-1	2	9-3	Orange
1974	Charlie McClendon	2-4	9	5-5-1	-
1975	Charlie McClendon	2-4	6t	5-6	-
1976	Charlie McClendon	3-3	6t	7-3-1	-
1977	Charlie McClendon	4-2	4	8-4	Sun
1978	Charlie McClendon	3-3	4t	8-4	Liberty
1979	Charlie McClendon	4-2	3t	7-5	Tangerine
1980	Jerry Stovall	4-2	4t	7-4	-
1981	Jerry Stovall	1-4-1	8t	3-7-1	-
1982	Jerry Stovall	4-1-1	2	8-3-1	Orange

Year	Coach	SEC	SEC Finish	Overall	Bowls
1983	Jerry Stovall	0-6	9t	4-7	-
1984	Bill Arnsparger	4-1-1	2	8-3-1	Sugar
1985	Bill Arnsparger	4-1-1	2t	9-2-1	Liberty
1986	Bill Arnsparger	5-1	1	9-3	Sugar
1987	Mike Archer	5-1	2	10-1-1	Gator
1988	Mike Archer	6-1	1t	8-4	Hall of Fame
1989	Mike Archer	2-5	7t	4-7	-
1990	Mike Archer	2-5	6t	5-6	-
1991	Curley Hallman	3-4	6t	5-6	-
1992	Curley Hallman	1-7	6-W	2-9	-
1993	Curley Hallman	3-5	T3-W	5-6	-
1994	Curley Hallman	3-5	3-W	4-7	-
1995	Gerry DiNardo	4-3-1	3-W	7-4-1	Independence
1996	Gerry DiNardo	6-2	T1	10-2	Peach
1997	Gerry DiNardo	6-2	T1	9-3	Independence
1998	Gerry DiNardo	2-6	5-W	4-7	-
1999	Gerry DiNardo	0-7	6-W	2-8	-
	• Hal Hunter	1-0	-	1-0	-
2000	Nick Saban	5-3	2-W	8-4	Peach
2001	Nick Saban	5-3	1	10-3	Sugar
2002	Nick Saban	5-3	T1	8-5	Cotton
2003	Nick Saban	7-1	1	13-1	Sugar
2004	Nick Saban	6-2	2-W	9-3	Capital One
2005	Les Miles	7-1	T1-W	11-2	Peach
2006	Les Miles	6-2	T2-W	11-2	Sugar
2007	Les Miles	6-2	1	12-2	BCS NCG
2008	Les Miles	3-5	3-W	8-5	Chick-Fil-A
2009	Les Miles	5-3	2-W	9-4	Capital One
2010	Les Miles	6-2	2-W	11-2	Cotton
2011	Les Miles	8-0	1	13-1	BCS NCG
2012	Les Miles	6-2	T2-W	10-3	Chick-fil-A
2013	Les Miles	5-3	3-W	10-3	Outback
2014	Les Miles	4-4	T4-W	8-5	Music City
2015	Les Miles	5-3	T3-W	9-3	Texas
2016	Les Miles	0-1	-	2-2	-
2016	Ed Orgeron	5-2	T2-W	8-4	Citrus

• Interim Head Coach

BOWL RESULTS 25-22-1

Bowl	Opponent	Result	Date
Sugar	Texas Christian	L 2-3	1-1-36
Sugar	Santa Clara	L 14-21	1-1-37
Sugar	Santa Clara	L 0-6	1-1-38
Orange	Texas A&M	W 19-14	1-1-44
Cotton	Arkansas	T 0-0	1-1-47
Sugar	Oklahoma	L 0-35	1-2-50
Sugar	Clemson	W 7-0	1-1-59
Sugar	Ole Miss	L 0-21	1-1-60
Orange	Colorado	W 25-7	1-1-62
Cotton	Texas	W 13-0	1-1-63
Bluebonnet	Baylor	L 7-14	12-21-63
Sugar	Syracuse	W 13-10	1-1-65
Cotton	Arkansas	W 14-7	1-1-66
Sugar	Wyoming	W 20-13	1-1-68
Peach	Florida State	W 31-27	12-30-68
Orange	Nebraska	L 12-17	1-1-71
Sun	Iowa State	W 33-15	12-18-71
Bluebonnet	Tennessee	L 17-24	12-30-72
Orange	Penn State	L 9-16	1-1-74
Sun	Stanford	L 14-24	12-31-77
Liberty	Missouri	L 15-20	12-23-78
Tangerine	Wake Forest	W 34-10	12-22-79
Orange	Nebraska	L 20-21	1-1-83
Sugar	Nebraska	L 10-28	1-1-85
Liberty	Baylor	L 7-21	12-27-85
Sugar	Nebraska	L 15-30	1-1-87
Gator	South Carolina	W 30-13	12-31-87
Hall of Fame	Syracuse	L 10-23	1-2-89
Independence	Michigan State	W 45-26	12-29-95
Peach	Clemson	W 10-7	12-28-96
Independence	Notre Dame	W 27-9	12-28-97
Peach	Georgia Tech	W 28-14	12-29-00
Sugar	Illinois	W 47-34	1-1-02
Cotton	Texas	L 35-20	1-1-03
Sugar	Oklahoma	W 21-14	1-4-04
Capital One	Iowa	L 25-30	1-1-05
Peach	Miami, Fla.	W 40-3	12-30-05
Sugar	Notre Dame	W 41-14	1-3-07
BCS NCG	Ohio State	W 38-24	1-7-08
Chick-fil-A	Georgia Tech	W 38-3	12-31-08
Capital One	Penn State	L 19-17	1-1-10
Cotton	Texas A&M	W 41-24	1-7-11
BCS NCG	Alabama	L 0-21	1-9-12
Chick-fil-A	Clemson	L 24-25	12-31-12
Outback	Iowa	W 21-14	1-1-14
Music City	Notre Dame	L 28-31	12-30-14
Texas	Texas Tech	W 56-27	12-29-15
Citrus	Louisville	W 29-9	12-31-16

HUGH FREEZE



DR. JEFFREY S. VITTER
Chancellor
(Notre Dame, '77)



ROSS BJORK
Athletics Director
(Emporia State, '95)



RON RYCHLAK
Faculty Representative
(Wabash College, '80)



HUGH FREEZE
Head Football Coach
(Southern Mississippi, '92)



REBELS 2017

Sept. 2	SOUTH ALABAMA
Sept. 9	UT MARTIN
Sept. 16	at California
Sept. 23	Open date
Sept. 30	at Alabama**
Oct. 7	at Auburn**
Oct. 14	VANDERBILT**
Oct. 21	LSU**
Oct. 28	ARKANSAS**
Nov. 4	at Kentucky**
Nov. 11	LOUISIANA
Nov. 18	TEXAS A&M**
Nov. 23 (Thu.)	at Mississippi State**

**SEC Game

Bold denotes home game

HOMETOWN: Independence, Miss.

ALMA MATER (YEAR): Southern Mississippi (1992)

PLAYING CAREER: NA

COACHING EXPERIENCE: Briarcrest Christian High School (Head Coach, 1995-2004; Assistant Coach, 1992-94); Ole Miss (Assistant Coach/ Recruiting Coordinator, 2006-07; Assistant Athletics Director for Football External Affairs, 2005; Head Coach 2012-Present); Lambuth (Head Coach, 2008-09); San Jose State (Assistant Coach/ Offensive Coordinator, Dec. 2009 - Feb. 2010); Arkansas State (Head Coach, 2011; Offensive Coordinator, 2010)

COACHING ACHIEVEMENTS: 4-Time Associated Press HS Coach of the Year; 5-Time Region 8-AA Coach of the Year; 2009 Mid-South Conference Coach of the Year; 2009 AFCA Southeast Region Coach of the Year; 2011 Sun Belt Conference Coach of the Year; 2013 Grant Teaff FCA Coach of the Year

BORN: Sept. 27, 1969

WIFE: Jill (Vaughn)

CHILDREN: Ragan (8/27/98), Jordan (9/27/99); Madison (12/27/02)

ASSISTANT COACHES

MAURICE HARRIS (Arkansas State, '98) Tight Ends/Recruiting Coord. for Offense – 6th Year

JASON JONES (Alabama, '01) Co-Defensive Coord./Secondary – 5th Year

PHIL LONGO (Rowan University, '92) Offensive Coord./Quarterbacks – 1st Year

MATT LUKE (Ole Miss, '00) Co-Offensive Coord./Offensive Line – 10th Year

WESLEY McGRIFF (Savannah State, '90) Defensive Coord.– 2nd Year

DERRICK NIX (Southern Miss, '02) Running Backs – 10th Year

JACOB PEELER (Louisiana Tech, '07) Wide Receivers – 1st Year

BRADLEY DALE PEVETO (SMU, '87) Linebacker/Special Teams Coord. – 1st Year

FREDDIE ROACH (Alabama, '08) Defensive Line– 1st Year

SUPPORT STAFF

JOHN MILLER (Southern Miss, '99) Associate AD for Football Operations

BEN AIGAMAUA (Lambuth, '10) Assistant AD for Community Relations

TOM LUKE (Ole Miss, '92) Assistant AD for Player Development

CHRIS RIPPON (Southern Connecticut State, '82) Assistant AD for Recruiting Operations

LEE WILBANKS (Ole Miss, '04) Assistant AD for Player Personnel

PAUL JACKSON (Montclair State, '06) Head Football Strength Coach

PAT JERNIGAN (Valdosta State, '98) Head Athletic Trainer

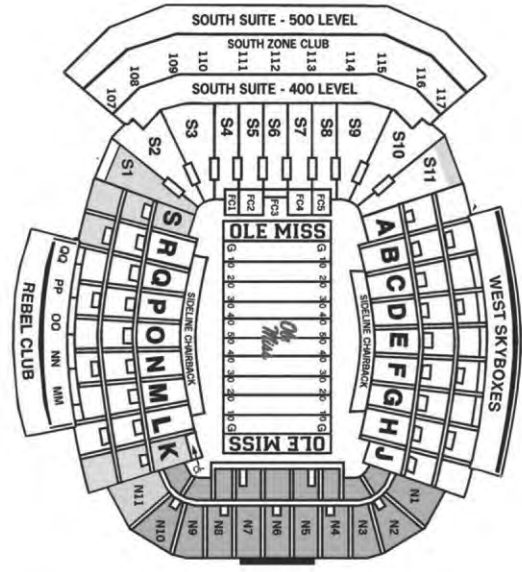
UNIVERSITY OF MISSISSIPPI



2017 FOOTBALL

YEAR-BY-YEAR

Year	School	Conf.	Pct.	All	Pct.	Bowl
2008	Lambuth	4-1	.800	8-4	.923	—
2009	Lambuth	6-0	1.000	12-1	1.000	—
2011	Arkansas State	8-0	1.000	10-2	.833	*GoDaddy.Com
2012	Ole Miss	3-5	.375	7-6	.538	BBVA Compass
2013	Ole Miss	3-5	.375	8-5	.615	Music City
2014	Ole Miss	5-3	.556	9-4	.692	Peach
2015	Ole Miss	6-2	.750	10-3	.769	Sugar
2016	Ole Miss	2-6	.250	5-7	.417	—
TOTALS		37-22	.627	69-32	.683	8 Years
Ole Miss Record		19-21	.475	39-25	.609	5 Years
Lambuth Record		10-1	.909	20-5	.800	2 Years
Arkansas State Record		8-0	1.000	10-2	.833	1 Year
BOWL RECORD:		3-1	.750			



* did not coach team in bowl game



REBELS 2017 QUICK FACTS

LOCATION: Oxford, Mississippi
FOUNDED: November 6, 1848
ENROLLMENT: 24,250
NICKNAME: Rebels
COLORS: Cardinal Red (PMS 186) and Navy Blue (PMS 2767)
STADIUM: Vaught-Hemingway (64,038)
PLAYING SURFACE: Natural grass
FIRST GAME: Oct. 1, 1915 – Arkansas Aggies 10, Ole Miss 0
HOME RECORD: 268-97-8 (.729)
HOME ATTENDANCE: 454,368 (64,910 avg./101.36% Capacity)

ALL-TIME RECORD: 660-511-35 (.562/1,206 games)
2016 RECORD: 5-7
2016 SEC RECORD/FINISH: 2-6/7th SEC West
SEC CHAMPIONSHIPS: 6 (1947, 54, 55, 60, 62, 63)
BOWL: N/A
BOWL APPEARANCES: 37
BOWL RECORD: 24-13 (.649)
LAST BOWL APPEARANCE: Allstate Sugar Bowl, New Orleans, La. (beat Oklahoma St., 48-20, Jan. 1, 2016)

RETURNING OFFENSIVE STARTERS

No.	Name	POS	CLASS	HT	WT	EXP	Hometown/Last School
12	Van Jefferson	WR	So.	6-2	192	1L	Brentwood, Tenn./Ravenwood
79	Javon Patterson	OL	Jr.	6-3	318	2L	Petal, Miss./Petal
50	Sean Rawlings	OL	Jr.	6-5	294	2L	Madison, Miss./Madison Ridgeland Academy
70	Jordan Sims	OL	Jr.	6-4	328	2L	Homewood, Ala./Homewood
73	Rod Taylor	OL	Sr.	6-3	321	3L	Jackson, Miss./Callaway

RETURNING DEFENSIVE STARTERS

No.	Name	POS	CLASS	HT	WT	EXP	Hometown/Last School
3	DeMarquis Gates	LB	Sr.	6-2	219	3L	Hampton, Ga./Lovejoy
15	Myles Hartsfield	DB	So.	5-11	195	1L	Sayreville, N.J./East Coast Prep
38	Marquis Haynes	DE	Sr.	6-3	225	3L	Jacksonville, Fla./Fork Union Military Academy
7	Jalen Julius	DB	So.	5-10	184	1L	Winter Garden, Fla./West Orange
9	Breeland Speaks	DT	Jr.	6-3	290	2L	Jackson, Miss./Callaway
36	Zedrick Woods	DB	Jr.	5-11	195	2L	Lake City, Fla./Columbia

STARTERS LOST

No.	Name	POS	CLASS	HT	WT	EXP	Hometown/Last School
8	Quincy Adeboyejo	WR	Sr.	6-3	195	4L	Cedar Hill, Texas/Cedar Hill
1	Tony Bridges	CB	Sr.	6-0	185	2L	Collins, Miss./Miss. Gulf Coast CC
12	Tony Conner	DB	Sr.	6-0	213	4L	Batesville, Miss./South Panola
75	Robert Conyers	OL	Sr.	6-5	298	4L	Miami, Fla./Braddock
17	Evan Engram	TE	Sr.	6-3	235	4L	Powder Springs, Ga./Hillgrove
93	D.J. Jones	DT	Sr.	6-0	321	2L	Greenville, S.C./East Miss. CC
21	Akeem Judd	RB	Sr.	5-11	224	2L	Durham, N.C./Georgia Military College
10	Chad Kelly	QB	Sr.	6-2	224	2L	Buffalo, N.Y./East Miss. CC
8	Rommel Mageo	LB	Gr.	6-2	233	1L	Pago Pago, American Samoa/Oregon State
3	Damore'ea Stringfellow	WR	Jr.	6-2	219	2L	Perris, Calif./Washington
47	John Youngblood	DE	Sr.	6-3	255	4L	Trussville, Ala./Hewitt-Trussville

RETURNING STATISTICAL LEADERS

RUSHING:					ATT	YARDS	AVG	TDS				
Eugene Brazley	61	261	4.3	2								
Shea Patterson	41	169	4.1	0								
Jason Pellerin	29	90	3.1	3								
PASSING:						ATT	COMP	INT	TDS	YARDS	PCT	
Shea Patterson	132	72	3	6	880	54.5						
RECEIVING:					REC	YARDS	AVG.	AVG/GAME	TDS			
Van Jefferson	49	543	11.1	45.2	3							
A.J. Brown	29	412	14.2	34.3	2							
DaMarkus Lodge	15	203	13.5	18.5	2							
TACKLES:							TOTAL	SOLO	ASST	INT	SACKS	TFL-YDS
DeMarquis Gates	79	53	26	0	4.0/31	5.5/33						
Zedrick Woods	63	33	30	3/71	0/0	2.5/6						
Marquis Haynes	53	34	19	1/17	7.0/53	11.0/65						
Myles Hartsfield	43	33	10	0	0/0	2.0/2						
A.J. Moore	42	27	15	0	0/0	4.5/18						
Detric Bing-Dukes	41	27	14	0	0/0	3.0/8						

2016 RESULTS

5-7 Overall • 2-6 SEC

Home: 4-3 Away: 1-3 Neutral: 0-1 vs. Top 25: 2-5

Sept. 5	[11/12] vs. Florida State (4/4) (Orlando)	63,042	L, 34-45
Sept. 10	[19/18] WOFFORD	64,232	W, 38-13
Sept. 17	[19/17] ALABAMA* (1/1)	66,176	L, 43-48
Sept. 24	[23/21] GEORGIA* (12/11)	65,843	W, 45-14
Oct. 1	[16/17] MEMPHIS (rv/rv)	65,889	W, 48-28
Oct. 15	[12/13] at Arkansas* (22/22)	73,786	L, 30-34
Oct. 22	[23/22] at LSU* (25/23)	101,720	L, 21-38
Oct. 29	[--/RV] AUBURN* (15/17)	65,927	L, 29-40
Nov. 5	[--/RV] GEORGIA SOUTHERN	60,263	W, 37-27
Nov. 12	at Texas A&M* (10/11)	104,892	W, 29-28
Nov. 19	[RV/--] at Vanderbilt*	27,763	L, 17-38
Nov. 26	MISSISSIPPI STATE*	66,038	L, 20-55

[*SEC Game

AP/Coaches] - Denotes team ranking at the time of the game;

(AP/Coaches) - Denotes opponent ranking at the time of the game

OLE MISS TEAM INFORMATION

BASIC OFFENSE: Tempo
BASIC DEFENSE: Multiple

LETTERMEN RETURNING: 60

OFFENSE: 28
DEFENSE: 29
SPECIALTY: 3

LETTERMEN LOST: 27

OFFENSE: 11
DEFENSE: 13
SPECIALTY: 3

STARTERS RETURNING: 11

OFFENSE: 5
DEFENSE: 6
SPECIALTY: 2

STARTERS LOST: 11

OFFENSE: 6
DEFENSE: 5
SPECIALTY: 2

NOTE: Specialists include punter and place-kicker only.

ALL-STAR CANDIDATES

MARQUIS HAYNES

Senior • DE • 6-3 • 222 • Jacksonville, Fla.



- Enters senior season ranked third in school history with 24.5 career sacks and fourth with 36.5 tackles for loss
- Two-time All-SEC selection (second team in 2015, third team in 2016)
- Freshman All-American and Freshman All-SEC in 2014
- One of the SEC's top returning defenders after recording 11 TFLs, seven sacks and three forced fumbles last year
- Has led Ole Miss in sacks in each of his three seasons in the Red and Blue

VAN JEFFERSON

Sophomore • WR • 6-2 • 192 • Brentwood, Tenn.



- Named to 2016 Freshman All-America third team (Athlon) and Freshman All-SEC first team (coaches)
- Rebels' top returning pass catcher after hauling in 49 catches for 543 yards and three TDs a year ago
- Ranked second among SEC freshmen in catches per game (4.1) and third in receiving yards per game (45.2)
- Among SEC freshmen, only South Carolina's Bryan Edwards had more touchdown catches (4) than Jefferson
- Returned four punts for 11 yards in part-time duty

SHEA PATTERSON

Sophomore • QB • 6-2 • 200 • Shreveport, La.



- Started the final three games of his freshman season in place of injured starter Chad Kelly, passing for six TDs, three INTs and 293.3 yards per game
- Led Ole Miss to a 29-28 come-from-behind road win at No. 8 Texas A&M in his college debut, totaling 402 yards and a pair of touchdowns
- In three games, went 72-for-132 passing for 880 yards, competing 54.5 percent of his passes
- Also rushed for 169 yards (4.1 average) on 41 attempts, with a long run of 29 yards
- No. 1 high school QB of the 2016 recruiting class
- MVP of the 2016 U.S. Army All-American Bowl (6 of 9, 90 yards, 2 TDs)

GARY WUNDERLICH

Senior • K/P • 6-0 • 193 • Memphis, Tenn.



- 2016 NCAA statistical champion with a 95.7 percent field-goal percentage (22 of 23), missing only a 55-yard attempt vs. Georgia
- Made 2016 All-America third team (AP) and All-SEC second team (coaches, AP, Phil Steele) as a junior
- Lou Groza Award semifinalist
- Ranked fifth nationally with 1.83 field goals per game and 26th overall with 8.9 points scored per outing
- Hit a game-winning 39-yard field goal with 37 seconds left to seal the Rebels' 29-28 come-from-behind win at No. 8 Texas A&M, winning SEC Special Teams Player of the Week
- For his career, ranks third in school history in points scored (265), field goals made (47) and PATs made (124)

2017 ALPHABETICAL ROSTER

No.	Name	POS	CL	HT	WT	EXP	Hometown
2	Deontay Anderson	DB	6-1	219	SO	1L	Houston, Texas
89	Ryder Anderson	DE	6-6	244	FR	HS	Katy, Texas
83	Gabe Angel	TE	6-3	238	FR	RS	Lebanon, Tenn.
44	Alex Ashlock	LB	6-1	229	SR	Sq.	Cordova, Tenn.
43	Detric Bing-Dukes	LB	6-1/242	JR	1L	Tucker, Ga.	
81	Trey Bledsoe	WR	6-1	216	SR	3L	Grenada, Miss.
76	Daronte Bouldin	OL	6-5	314	SR	3L	Canton, Miss.
23	Eugene Brazley	RB	5-9	197	SR	3L	New Orleans, La.
1	A.J. Brown	WR	6-1	225	SO	1L	Starkville, Miss.
96	Mac Brown	P	6-3	198	FR	RS	Eden Prairie, Minn.
25	D.K. Buford	RB	5-11	235	JR	2L	Oxford, Miss.
40	Josiah Coatney	DL	6-4	305	SO	RS	Douglasville, Ga.
15	Octavious Cooley	TE	6-3	257	SO	1L	Laurel, Miss.
34	Shawn Curtis	DE	6-2	259	SO	1L	Doral, Fla.
25	Montrell Custis	DB	6-0	196	SO	1L	Jonesboro, Ga.
62	Kamden Darney	LS	6-1	227	SO	Sq.	Upland, Calif.
54	Jack DeFoor	OL	6-5	297	FR	RS	Calhoun, Ga.
23	Breon Dixon	DB	5-11	200	FR	HS	Loganville, Ga.
90	Ross Donnelly	DT	6-1	312	JR	2L	Houston, Texas
14	Victor Evans	DE	6-3	243	JR	2L	Dallas, Texas
35	Donta Evans	LB	6-1	228	FR	RS	Lawrenceville, Ga.
82	Jared Farlow	WR	6-0	180	FR	HS	Grantville, Ga.
87	D.J. Forté	DL	6-2	284	FR	RS	Atlanta, Ga.
39	Kweisi Fountain	DB	6-1	208	SR	Sq.	Biloxi, Miss.
3	DeMarquis Gates	LB	6-2	219	SR	3L	Hampton, Ga.
67	Alex Givens	OL	6-6	304	SO	1L	Nashville, Tenn.
94	Will Gleeson	P	6-3	192	SR	3L	Melbourne, Australia
21	Javien Hamilton	DB	5-10	172	JR	JC	Bay Springs, Miss.
4	C.J. Hampton	DB	6-0	190	SR	3L	Meridian, Miss.
15	Myles Hartsfield	DB	5-11	195	SO	1L	Sayreville, N.J.
38	Marquis Haynes	DE	6-3	225	SR	3L	Jacksonville, Fla.
84	Nick Haynes	TE	6-1	180	FR	TR	Washington, Pa.
96	Jordan Hebert	DT	5-11	291	JR	2L	Klein, Texas
17	Willie Hibbler	LB	6-3	231	SO	1L	Sardis, Miss.
52	Michael Howard	OL	6-5	257	SO	1L	Green Cove Springs, Fla.
12	Van Jefferson	WR	6-2	192	SO	1L	Brentwood, Tenn.
32	Jerry Johnson	DB	6-0	190	SO	JC	Starkville, Miss.
54	Sam Johnson	OL	6-1	268	SO	Sq.	Nashville, Tenn.
61	Eli Johnson	C	6-1	296	FR	RS	Taylor, Miss.
31	Jaylon Jones	DB	5-11	181	SO	1L	Dallas, Texas
95	Benito Jones	DT	6-2	311	SO	1L	Waynesboro, Miss.
7	Jalen Julius	DB	5-10	184	SO	1L	Winter Garden, Fla.
85	Dawson Knox	TE	6-4	243	SO	1L	Nashville, Tenn.
57	Chadwick Lamar	LS	6-1	211	JR	2L	Oxford, Miss.
16	Graham Lindman	QB	6-4	220	JR	JC	Noblesville, Ind.
29	Armani Linton	DB	6-2	215	SO	1L	Walnut, Miss.
74	Greg Little	OL	6-6	332	SO	1L	Allen, Texas
5	DaMarkus Lodge	WR	6-2	190	JR	2L	Cedar Hill, Texas
92	Luke Logan	K	5-11	194	FR	RS	Hattiesburg, Miss.

No.	Name	POS	CL	HT	WT	EXP	Hometown
27	Cale Luke	WR	6-1	199	SR	2L	Clinton, Miss.
80	Elliot Markuson	LB	6-0	228	SR	3L	Oxford, Miss.
71	Bryce Mathews	OL	6-6	284	FR	RS	Brentwood, Tenn.
16	Jacob Mathis	TE	6-4	233	FR	RS	Tampa, Fla.
42	Garrald McDowell	DL	6-2	270	JR	2L	Covington, La.
14	D.K. Metcalf	WR	6-4	224	SO	1L	Oxford, Miss.
37	Art Mitchell	DB	5-11	180	SO	HS	Yazoo City, Miss.
26	C.J. Moore	DB	5-11	195	JR	2L	Bassfield, Miss.
30	A.J. Moore	DB	5-11	200	SR	3L	Bassfield, Miss.
99	Herbert Moore	DT	6-1	327	SR	2L	Memphis, Tenn.
72	Royce Newman	OL	6-5	297	FR	RS	Nashville, Ill.
4	Tré Nixon	WR	6-1	172	FR	RS	Viera, Fla.
28	Cam Ordway	DB	5-11	187	JR	2L	Pulaski, Tenn.
11	Markell Pack	WR	6-2	196	SR	3L	Purvis, Miss.
20	Shea Patterson	QB	6-2	203	SO	1L	Shreveport, La.
79	Javon Patterson	OL	6-3	318	JR	2L	Petal, Miss.
7	Jason Pellerin	QB/TE	6-4	235	SO	1L	New Iberia, La.
28	D'Vaughn Pennamon	RB	5-11	235	SO	1L	Houston, Texas
24	Taylor Polk	LB	5-11	212	SR	3L	Magee, Miss.
90	Jack Propst	LS	5-10	195	FR	RS	Brentwood, Tenn.
43	Ty Quick	TE	6-3	266	SR	3L	Terry, Miss.
48	Jack Raborn	LB	6-1	225	JR	Sq.	Advance, N.C.
50	Sean Rawlings	OL	6-5	294	JR	2L	Madison, Miss.
13	Grant Restmeyer	QB	6-3	235	FR	RS	McKinney, Texas
88	Ty Reyes	DE	6-1	263	FR	RS	Marietta, Ga.
80	Josh Ricketts	WR	6-2	200	FR	HS	Madison, Miss.
52	Austrian Robinson	DT	6-4	280	SO	1L	New York, N.Y.
86	Walker Rynd	WR	6-2	170	FR	RS	Fort Worth, Texas
97	Qaadir Sheppard	DE	6-3	261	SO	RS	Bronx, N.Y./Iona Prep
33	John-Patrick Sherling	LB	5-11	217	SR	2L	Fairhope, Ala.
70	Jordan Sims	OL	6-4	328	JR	2L	Homewood, Ala.
22	Ray Ray Smith	LB	6-2	223	SR	3L	Florence, Ala.e
9	Breeland Speaks	DT	6-3	290	JR	2L	Jackson, Miss.
20	Jarrion Street	DB	6-1	202	SO	1L	Trussville, Ala.
88	Garrett Styles	WR	6-1	180	FR	HS	Easley, S.C./Wren
24	Eric Swinney	RB	5-9	220	SO	1L	Riverdale, Ga.
10	Jordan Ta'amu	QB	6-2	207	JR	JC	Pearl City, Hawaii
58	Mike Taylor	LS	6-1	189	SO	Sq.	Jackson, Tenn.
73	Rod Taylor	OL	6-3	321	SR	3L	Jackson, Miss.
68	Chandler Tuitt	OL	6-4	309	FR	RS	Fayetteville, Ga.
95	Isaac Way	K	5-9	180	FR	RS	Franklin, Tenn.
85	Alex Weber	WR	6-1	180	JR	2L	Lake City, Fla.
5	Ken Webster	DB	5-11	185	SR	3L	Decatur, Ga.
21	Keshun Wells	RB	5-7	170	SO	JC	Moss Point, Miss.
98	Charles Wiley	DE	6-2/260	FR	RS		Stockbridge, Ga
22	Jordan Wilkins	RB	6-1/210	SR	2L		Cordova, Tenn.
41	Brenden Williams	LB	6-3/232	SO	JC		Fairfield, Ala.
19	Markel Winters	DE	6-3/260	JR	JC		Tallahassee, Fla.
36	Zedrick Woods	DB	5-11/195	JR	2L		Lake City, Fla.
97	Gary Wunderlich	K/P	6-0/193	SR	3L		Memphis, Tenn.

YEAR-BY-YEAR RECORDS

Year	Coach	SEC	SEC Finish	Overall	Bowls
1893	Dr. A.L. Bondurant	4-1			
1894	C. D. Clark	6-1			
1895	H. L. Fairbanks	2-1			
1896	J. W. Hollister	1-2			
1897	No Team				
1898	T. G. Scarbrough	1-1			
1899	W. H. Lyon	3-4			
1900	Z. N. Estes, Jr.	0-3			
1901	William Sibley, Daniel S. Martin	2-4			
1902	Daniel S. Martin	4-3			
1903	Mike Harvey	2-1-1			
1904	Mike Harvey	4-3			
1905	None	0-2			
1906	T. S. Hammond	4-2			
1907	Frank Mason	0-6			
1908	Frank Kyle	3-5			
1909	Dr. N. P. Stauffer	4-3-2			
1910	Dr. N. P. Stauffer	7-1			
1911	Dr. N. P. Stauffer	6-3			
1912	Leo DeTray	5-3			
1913	William Driver	6-3-1			
1914	William Driver	5-4-1			
1915	Fred Robbins	2-6			
1916	Fred Robbins	3-6			
1917	C. R. (Dudy) Noble	1-4-1			
1918	C. R. (Dudy) Noble	1-3			
1919	R. L. Sullivan	4-4			
1920	R. L. Sullivan	4-3			
1921	R. L. Sullivan	3-6			
1922	R. A. Cowell	4-5-1			
1923	R. A. Cowell	4-6			
1924	Chester Barnard	4-5			
1925	Homer Hazel	5-5			
1926	Homer Hazel	5-4			
1927	Homer Hazel	5-3			
1928	Homer Hazel	5-4			
1929	Homer Hazel	1-6-2			
1930	Ed Walker	3-5-1			
1931	Ed Walker	2-6-1			
1932	Ed Walker	5-6			
1933	Ed Walker	2-2-1	6t	6-3-2	-
1934	Ed Walker	2-3-1	8	4-5-1	-
1935	Ed Walker	3-1	3	9-3	Orange
1936	Ed Walker	0-3-1	11	5-5-2	-
1937	Ed Walker	0-4	10t	4-5-1	-
1938	Harry Mehre	3-2	4	9-2	-
1939	Harry Mehre	2-2	5t	7-2	-
1940	Harry Mehre	3-1	3	9-2	-
1941	Harry Mehre	2-1-1	5	6-2-1	-
1942	Harry Mehre	0-5	11t	2-7	-
1943	NO TEAM	-	-	-	-
1944	Harry Mehre	2-3	7	2-6	-
1945	Harry Mehre	3-3	5t	4-5	-
1946	H.W. "Red" Drew	1-6	11	2-7	-
1947	Johnny Vaught	6-1	1	9-2	Delta
1948	Johnny Vaught	6-1	2	8-1	-
1949	Johnny Vaught	2-4	9	4-5-1	-
1950	Johnny Vaught	1-5	11	5-5	-
1951	Johnny Vaught	4-2-1	3t	6-3-1	-
1952	Johnny Vaught	4-0-2	3	8-1-2	Sugar
1953	Johnny Vaught	4-1-1	2t	7-2-1	-
1954	Johnny Vaught	5-0	1	9-2	Sugar
1955	Johnny Vaught	5-1	1	10-1	Cotton
1956	Johnny Vaught	4-2	4	7-3	-
1957	Johnny Vaught	5-0-1	2	9-1-1	Sugar
1958	Johnny Vaught	4-2	3	9-2	Gator
1959	Johnny Vaught	5-1	2t	10-1	Sugar
1960	Johnny Vaught	5-0-1	1	10-0-1	Sugar
1961	Johnny Vaught	5-1	3	9-2	Cotton
1962	Johnny Vaught	6-0	1	10-0	Sugar
1963	Johnny Vaught	5-0-1	1	7-1-2	Sugar
1964	Johnny Vaught	2-4-1	7	5-5-1	Bluebonnet
1965	Johnny Vaught	5-3	5	7-4	Liberty
1966	Johnny Vaught	5-2	4	8-3	BlueBonnet
1967	Johnny Vaught	4-2-1	5	6-4-1	Sun
1968	Johnny Vaught	3-2-1	6t	7-3-1	Liberty
1969	Johnny Vaught	4-2	5	8-3	Sugar
1970	Johnny Vaught	4-2	4	7-4	Gator
1971	Billy Kinard	4-2	4t	10-2	Peach
1972	Billy Kinard	2-5	7t	5-5	-
1973	Kinard/Vaught	4-3	3	6-5	-
1974	Ken Cooper	0-6	10	3-8	-
1975	Ken Cooper	5-1	2t	6-5	-
1976	Ken Cooper	#4-3	5t	6-5	-
1977	Ken Cooper	#3-4	6	6-5	-

Year	Coach	SEC	SEC Finish	Overall	Bowls
1978	Steve Sloan	2-4	7t	5-6	-
1979	Steve Sloan	3-3	5t	4-7	-
1980	Steve Sloan	2-4	7t	3-8	-
1981	Steve Sloan	1-4-1	8t	4-6-1	-
1982	Steve Sloan	0-6	9t	4-7	-
1983	Billy Brewer	4-2	3t	7-5	Independence
1984	Billy Brewer	1-5	9t	4-6-1	-
1985	Billy Brewer	2-4	6	4-6-1	-
1986	Billy Brewer	4-2	2t	8-3-1	Independence
1987	Billy Brewer	1-5	7t	3-8	-
1988	Billy Brewer	3-4	6t	5-6	-
1989	Billy Brewer	4-3	4t	8-4	Liberty
1990	Billy Brewer	5-2	2t	9-3	Gator
1991	Billy Brewer	1-6	9	5-6	-
1992	Billy Brewer	5-3	2-W	9-3	Liberty
1993	Billy Brewer	#4-4	T3-W	#6-5	-
1994	Joe Lee Dunn	2-6	T4-W	4-7	-
1995	Tommy Tuberville	3-5	-	6-5	-
1996	Tommy Tuberville	2-6	-	5-6	-
1997	Tommy Tuberville	4-4	T4-W	8-4	Motor City
1998	Tommy Tuberville/ David Cutcliffe	3-5	T4-W	7-5	Independence
1999	David Cutcliffe	4-4	T3-W	8-4	Independence
2000	David Cutcliffe	4-4	T3-W	7-5	Music City
2001	David Cutcliffe	4-4	T3-W	7-4	-
2002	David Cutcliffe	3-5	4-W	7-6	Independence
2003	David Cutcliffe	7-1	T1-W	10-3	Cotton
2004	David Cutcliffe	3-5	T3-W	4-7	-
2005	Ed Orgeron	1-7	T5-W	3-8	-
2006	Ed Orgeron	2-6	T4-W	4-8	-
2007	Ed Orgeron	0-8	6-W	3-9	-
2008	Houston Nutt	5-3	2-W	9-4	Cotton
2009	Houston Nutt	4-4	3-W	9-4	Cotton
2010	Houston Nutt	1-7	6-W	4-8	-
2011	Houston Nutt	0-8	6-W	2-10	-
2012	Hugh Freeze	3-5	5-W	7-6	BBVA Compass
2013	Hugh Freeze	3-5	T5-W	8-5	Music City
2014	Hugh Freeze	5-3	3-W	9-4	Peach
2015	Hugh Freeze	6-2	2-W	10-3	Sugar
2016	Hugh Freeze	2-6	7-W	5-7	-

Includes game forfeited to Ole Miss

BOWL RESULTS 24-13

Bowl	Opponent	Result	Date
Orange	Catholic University	L 19-20	1-1-36
Delta	Texas Christian	W 13-9	1-1-49
Sugar	Georgia Tech	L 7-24	1-1-53
Sugar	Navy	L 0-21	1-1-55
Cotton	Texas Christian	W 14-13	1-2-56
Sugar	Texas	W 39-7	1-1-58
Gator	Florida	W 7-3	12-27-58
Sugar	LSU	W 21-0	1-1-60
Sugar	Rice	W 14-6	1-2-61
Cotton	Texas	L 7-12	1-1-62
Sugar	Arkansas	W 17-13	1-1-63
Sugar	Alabama	L 7-12	1-1-64
Bluebonnet	Tulsa	L 7-14	12-19-64
Liberty	Auburn	W 13-7	12-18-65
Bluebonnet	Texas	L 0-19	12-17-66
Sun	Texas-El Paso	L 7-14	12-30-67
Liberty	Virginia Tech	W 34-17	12-14-68
Sugar	Arkansas	W 27-22	1-1-70
Gator	Auburn	L 28-35	1-2-71
Peach	Georgia Tech	W 41-18	12-30-71
Independence	Air Force	L 3-9	12-10-83
Independence	Texas Tech	W 20-17	12-20-86
Liberty	Air Force	W 42-29	12-28-89
Gator	Michigan	L 3-35	1-1-91
Liberty	Air Force	W 13-0	12-31-92
Motor City	Marshall	W 34-31	12-26-97
Independence	Texas Tech	W 35-18	12-31-98
Independence	Oklahoma	W 27-25	12-31-99
Music City	West Virginia	L 49-38	12-28-00
Independence	Nebraska	W 27-23	12-27-02
Cotton	Oklahoma State	W 31-28	1-2-04
Cotton	Texas Tech	W 47-34	1-2-09
Cotton	Oklahoma State	W 21-7	1-2-10
BBVA Compass	Pittsburgh	W 38-17	1-5-12
Music City	Georgia Tech	W 25-17	12-30-13
Peach	TCU	L 3-42	12-31-14
Sugar	Oklahoma State	W 48-20	1-1-16

DAN MULLEN



DR. MARK E. KEENUM
President
(Mississippi State, '83)



JOHN COHEN
Athletics Director
(MSU, 1990; University of Missouri 1994)



DR. STEVE TURNER
Faculty Representative
(Mercer, '75)



DAN MULLEN
Head Football Coach
(Ursinus, '94)

HOMETOWN: Manchester, N.H.

ALMA MATER: Ursinus (1994)

PLAYING CAREER: Ursinus College, Tight End, 1990-93.

COACHING EXPERIENCE: Wagner Wide Receivers Coach (1994-95); Columbia Wide Receivers Coach (1996-97); Syracuse Graduate Assistant Offense (1998); Notre Dame Graduate Assistant Offense (1999-2000); Bowling Green Quarterbacks Coach (2001-02); Utah Quarterbacks Coach (2003-04); Florida Offensive Coordinator/Quarterbacks Coach 2005-08; Mississippi State Head Coach 2009-present.

COACHING ACHIEVEMENTS: With a 61-42 (.692) mark, owns the highest winning percentage at MSU since College Football Hall of Famer Allyn McKeen from 1939-49 ... Stands just four wins shy of tying McKeen for second in Bulldog victories and 12 away from tying Jackie Sherrill's school-record mark ... Currently, the second-longest tenured head coach in the SEC and has produced more bowl game victories (five) and bowl appearances (seven straight) than any coach in school history ... The Bulldogs are one of five SEC teams to earn a bowl berth every season this decade, and MSU is second in the league in bowl game wins (five) since 2010 ... 2014 Maxwell Football National and SEC Coach of the Year ... The first National Coach of the Year in school history ... Produced three seasons of at least nine victories in the last six years, including the program's first No. 1 ranked team in 2014 ... There were only four nine-win seasons at State in the 109 years prior to Mullen's arrival ... Owns a 5-3 mark in the Egg Bowl, while MSU's 25 victories since that memorable 2014 season is second in the SEC West ... 109 individual and team single-game, single-season and career records have been broken in the Mullen era ... In 2014, guided the Bulldogs to three straight wins over Top 10 teams, a first in college football since 1983 ... In the process, led MSU to the No. 1 national ranking for the first time, a place it spent for five straight weeks ... 22 Bulldogs have been chosen in the NFL Draft under his watch, including a school-record three of those that reached the Pro Bowl in 2016 ... In the classroom, MSU's NCAA APR of 974 in May 2017 was a program record and in the top tier of the SEC ... 128 Bulldogs have earned SEC Academic Honor Roll distinction in the Mullen era ... Continues to raise money for his Mullen 36 Family Foundation, which supports children's charities in Mississippi.

BORN: April 27, 1972

WIFE: Megan

CHILDREN: Cannon and Breelyn Elisabeth

BULLDOGS 2017

Sept. 2	CHARLESTON SOUTHERN
Sept. 9	at Louisiana Tech
Sept. 16	LSU**
Sept. 23	at Georgia**
Sept. 30	at Auburn**
Oct. 7	Open date
Oct. 14	BYU
Oct. 21	KENTUCKY**
Oct. 28	at Texas A&M**
Nov. 4	UMASS
Nov. 11	ALABAMA**
Nov. 18	at Arkansas**
Nov. 23 (Thu.)	OLE MISS**

**SEC Game

Bold denotes home game

ASSISTANT COACHES

BRIAN BAKER (Maryland, '85/Defensive Line/2nd year)

TERRELL BUCKLEY (Florida State, '07/Cornerbacks, Recruiting Coordinator/2nd year)

BRETT ELLIOTT (Linfield College, '05/Quarterbacks/1st year)

RON ENGLISH (Baylor, '06/Safeties/1st year)

BILLY GONZALES (Colorado State, '94/Co-offensive Coordinator, Wide Receivers/5th year)

TODD GRANTHAM (Virginia Tech, '89/Defensive Coordinator, Linebackers/1st year)

JOHN HEVESY (Maine, '94/Co-offensive Coordinator, Offensive Line/9th year)

GREG KNOX (Northeastern State, '86/Running Backs, Special Teams Coordinator/9th Year)

D.J. LOONEY (Mississippi State, '10/Tight Ends/1st year)

SUPPORT STAFF

NICK SAVAGE (Youngstown State, '13) Head Strength Coach

ROCKEY FELKER (Mississippi State, '75) Director of Player Development

JON CLARK (Bowling Green, '02) Assistant AD/Director of Football Operations

BRAD PETERSON (Mississippi State, '96) Director of Player Personnel/High School Relations

MISSISSIPPI STATE

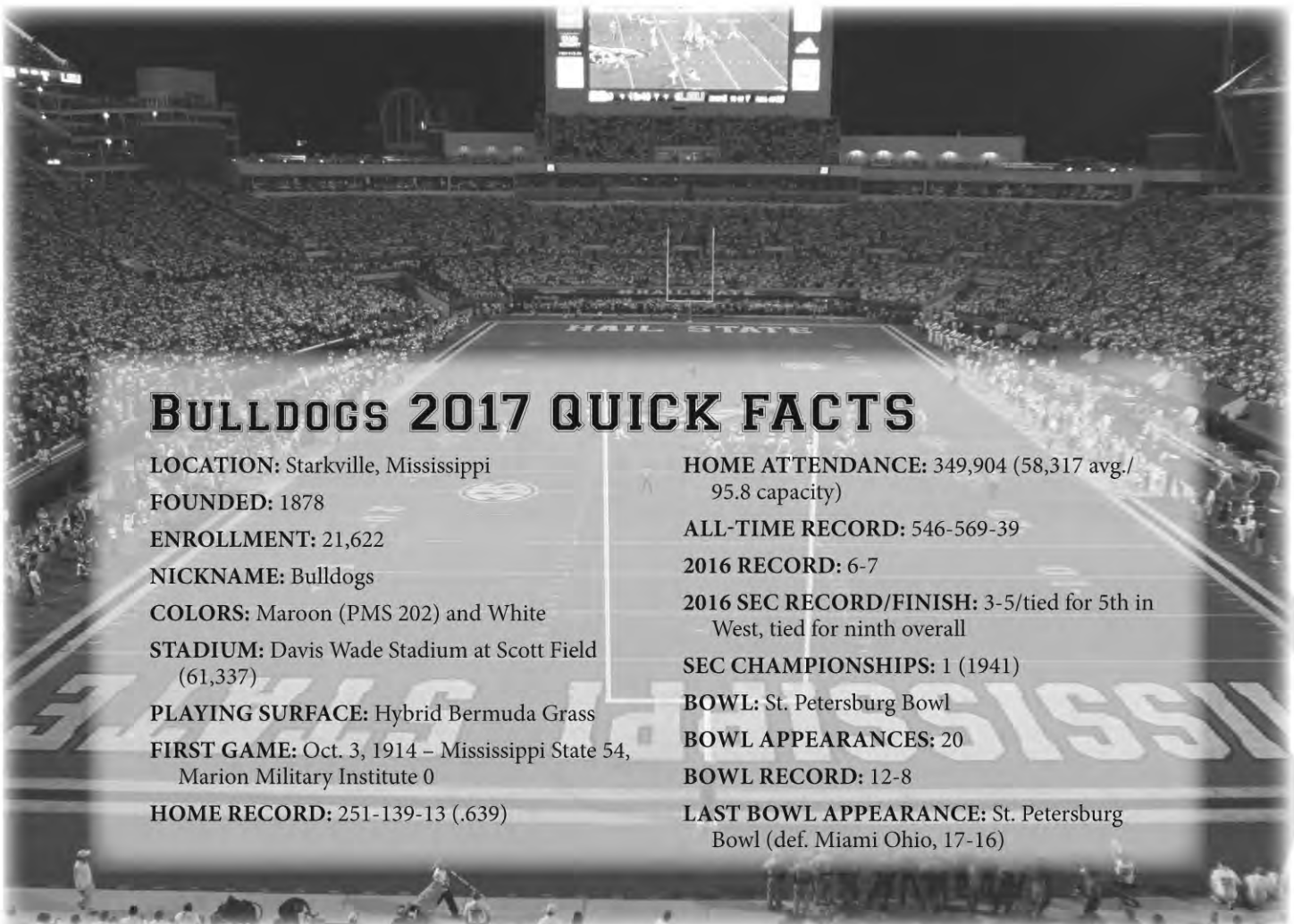
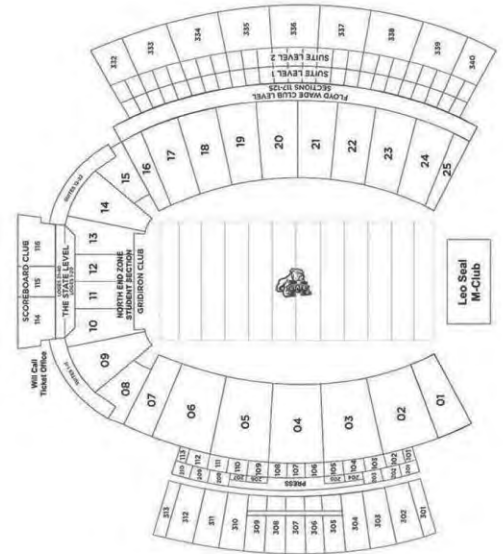


2017 FOOTBALL

YEAR-BY-YEAR

Year	School	Conf.	Pct.	All	Pct.	Bowl
2009	Mississippi State	3-5	.375	5-7	.417	
2010	Mississippi State	4-4	.500	9-4	.692	Gator
2011	Mississippi State	2-6	.250	7-6	.538	Music City
2012	Mississippi State	4-4	.500	8-5	.615	Gator
2013	Mississippi State	3-5	.375	7-6	.538	Liberty
2014	Mississippi State	6-2	.750	10-3	.769	Orange
2015	Mississippi State	4-4	.500	9-4	.692	Belk
2016	Mississippi State	3-5	.375	6-7	.462	St. Petersburg
TOTALS		29-35	.453	61-42	.592	8 Years

BOWL RECORD: 5-3 .625



BULLDOGS 2017 QUICK FACTS

LOCATION: Starkville, Mississippi
FOUNDED: 1878
ENROLLMENT: 21,622
NICKNAME: Bulldogs
COLORS: Maroon (PMS 202) and White
STADIUM: Davis Wade Stadium at Scott Field (61,337)
PLAYING SURFACE: Hybrid Bermuda Grass
FIRST GAME: Oct. 3, 1914 – Mississippi State 54, Marion Military Institute 0
HOME RECORD: 251-139-13 (.639)

HOME ATTENDANCE: 349,904 (58,317 avg./95.8 capacity)
ALL-TIME RECORD: 546-569-39
2016 RECORD: 6-7
2016 SEC RECORD/FINISH: 3-5/tied for 5th in West, tied for ninth overall
SEC CHAMPIONSHIPS: 1 (1941)
BOWL: St. Petersburg Bowl
BOWL APPEARANCES: 20
BOWL RECORD: 12-8
LAST BOWL APPEARANCE: St. Petersburg Bowl (def. Miami Ohio, 17-16)

RETURNING OFFENSIVE STARTERS

No.	Name	POS	CLASS	HT	WT	EXP	Hometown/Last School
61	Deion Calhoun	OL	Jr.	6-3	315	2L	Pleasant Grove, Ala./Restoration Academy
7	Nick Fitzgerald	QB	Jr.	6-5	230	2L	Richmond Hill, Ga./Richmond Hill
6	Donald Gray	WR	Sr.	5-10	204	2L	Memphis, Tenn./Copiah-Lincoln CC
82	Farrod Green	TE	So.	6-3	239	1L	Wesson, Miss./Wesson Attendance Center
74	Elgton Jenkins	OL	Jr.	6-4	308	2L	Clarksdale, Miss./Clarksdale
55	Martinas Rankin	OL	Sr.	6-5	305	1L	Mendenhall, Miss./Miss. Gulf Coast CC
27	Aeris Williams	RB	Jr.	6-1	217	2L	West Point, Miss./West Point

RETURNING DEFENSIVE STARTERS

No.	Name	POS	CLASS	HT	WT	EXP	Hometown/Last School
1	Brandon Bryant	S	Jr.	6-0	213	2L	Tunica, Miss./Rosa Fort
25	Lashard Durr	CB	Sr.	5-11	195	1L	Gulfport, Miss./Copiah-Lincoln CC
12	J.T. Gray	DB	Sr.	6-0	202	3L	Clarksdale, Miss./Clarksdale
44	Leo Lewis	LB	So.	6-2	235	1L	Brookhaven, Miss./Brookhaven
41	Mark McLaurin	S	Jr.	6-2	215	2L	Collins, Miss./Collins
34	Cory Thomas	DL	Jr.	6-5	303	2L	Bessemer, Ala./McAdory

STARTERS LOST

No.	Name	POS	CLASS	HT	WT	EXP	Hometown/Last School
93	Jonathan Allen	DL	Sr.	6-3	294	4L	Leesburg, Va./Stone Bridge
94	Nelson Adams	DL	Sr.	6-3	305	4L	Brandon, Miss./Brandon
39	Richie Brown	LB	Sr.	6-2	240	4L	Long Beach, Miss./Long Beach
16	Johnathan Calvin	DL	Sr.	6-3	272	2L	Jackson, Miss./Copiah-Lincoln CC
11	Kivon Coman	S	Sr.	6-3	205	4L	Sheffield, Ala./Hargrave Academy
62	Devon Desper	OL	Sr.	6-4	305	3L	Madison, Miss./Madison Central
47	A.J. Jefferson	DE	Sr.	6-3	280	4L	Summit, Miss./North Pike
8	Fred Ross	WR	Sr.	6-2	205	4L	Tyler, Texas/John Tyler
58	Justin Senior	OT	Sr.	6-5	310	4L	Montreal, Quebec/Hargrave Academy

RETURNING STATISTICAL LEADERS

RUSHING:		ATT	YARDS	AVG	TDS				
Nick Fitzgerald	195	1375	7.1	16					
Aeris Williams	137	720	5.3	4					
PASSING:		ATT	COMP	INT	TDS	YARDS	PCT		
Nick Fitzgerald	196	361	10	21	2,423	54.3			
RECEIVING:		REC	YARDS	AVG.	AVG/GAME	TDS			
Donald Gray	41	709	17.3	54.5	5				
Malik Dear	23	264	11.5	22.0	2				
Keith Mixon	19	228	12.0	17.5	2				
TACKLES:		TOTAL	SOLO	ASST	INT	SACKS	TFL-YDS		
Leo Lewis	79	35	44	0	1.0/2	4.5/9			
Brandon Bryant	62	35	27	1/19	0	1.0/2			
Mark McLaurin	51	28	23	2/27	1.0/4	2.0/5			
Gerri Green	43	18	25	0	0	0.5/2			
Jeffery Simmons	40	13	27	0	0	3.5/8			
Dez Harris	37	21	16	0	0	2.5/11			

2016 RESULTS

6-7 Overall • 3-5 SEC

Home: 3-3 Away: 2-4 Neutral: 1-0 vs. Top 25: 1-2

Sept. 3	[--/RV] SOUTH ALABAMA	57,075	L, 20-21
Sept. 10	SOUTH CAROLINA*	57,763	W, 27-14
Sept. 17	at LSU* (20/22)	99,910	L, 20-23
Sept. 24	at UMass	13,074	W, 47-35
Oct. 8	AUBURN* (rv/rv)	60,102	L, 14-38
Oct. 14	at BYU	62,184	L, 21-28 [2OT]
Oct. 22	at Kentucky*	50,414	L, 38-40
Oct. 29	SAMFORD	58,019	W, 56-41
Nov. 5	TEXAS A&M* (7/7)	58,407	W, 35-28
Nov. 12	at Alabama* (1/1)	101,821	L, 3-51
Nov. 19	ARKANSAS* (rv/rv) [TV: 4-6]	58,538	L, 42-58
Nov. 26	at Ole Miss* [TV: 5-6]	66,038	W, 55-20
Dec. 26	vs. Miami (OH) [TV: 2-6] St. Petersburg Bowl; St. Petersburg, Fla.	15,717	W, 17-16

* SEC Game

[AP/Coaches] – Denotes team ranking at the time of the game;

(AP/Coaches) – Denotes opponent ranking at the time of the game

MISSISSIPPI STATE TEAM INFORMATION

BASIC OFFENSE: Spread Multiple
BASIC DEFENSE: Multiple

LETTERMEN RETURNING: 49

OFFENSE: 23
DEFENSE: 22
SPECIALTY: 4

LETTERMEN LOST: 20

OFFENSE: 8
DEFENSE: 11
SPECIALTY: 1

STARTERS RETURNING: 14

OFFENSE: 7
DEFENSE: 6
SPECIALTY: 1

STARTERS LOST: 10

OFFENSE: 4
DEFENSE: 5
SPECIALTY: 1

NOTE: Specialists include punter and place-kicker only.

ALL-STAR CANDIDATES

BRANDON BRYANT

Junior • S • 6-0 • 213 • Tunica, Miss.



- Physically gifted, hard-hitting safety who is the fastest player on the team and been clocked at 4.24 seconds in the 40-yard dash
- A two-year starter who has forced five career turnovers and totaled 125 tackles in two seasons
- Collected four interceptions during his career, including one returned for a touchdown
- As a sophomore in 2016, ranked fourth on the team in tackles with 62 and added one interception
- Member of the SEC Academic Honor Roll

NICK FITZGERALD

Junior • QB • 6-5 • 230 • Richmond Hill, Ga.



- One of the nation's elite returning quarterbacks and the SEC's returning leader in total offensive yards (3,798 in 2016)
- Coming off one of the most prolific seasons in SEC history in which he broke single-season league records for 100-yard rushing games by a QB (8) and average yards per rush by a QB (7.1) and shattered nine school records
- Racked up 4,160 career yards of total offense – 1,502 rushing and 2,658 passing – which is 10th in school annals and is tied for the school record in 100-yard rushing games (8)
- Third behind only Johnny Manziel and Cam Newton in single-season rushing yards by a QB in SEC history (1,375) and was tops in the nation in 300-yard passing/100-yard rushing games (3)

DONALD GRAY

Senior • WR • 5-10 • 204 • Memphis, Tenn.



- One of the SEC's top explosive receivers who owns 62 catches for 1,095 yards and seven touchdowns in his career
- Averages an exceptional 17.7 yards per catch while five of his seven scores have come on plays of 49 yards or more, including two of 70 or more yards
- Credited with two 100-yard games in his career
- In 2016, ranked fifth in the SEC in yards per catch (17.3) and was one of only two players in the league with multiple catches over 70 yards

MARTINAS RANKIN

Senior • OL • 6-5 • 305 • Mendenhall, Miss.



- Tremendous senior versatile offensive lineman who is one of the top prospects for the 2018 NFL Draft
- Can play tackle or center and started the final 10 games of 2016 at left tackle
- Named SEC Offensive Lineman of the Week following a dominating outing against No. 4 Texas A&M on Nov. 5, 2016 in which he graded out a champion and had three knockdowns
- As a junior, spearheaded an MSU offensive line that allowed the second-fewest sacks in the league
- Played in 857 snaps as a junior in 2016

2017 ALPHABETICAL ROSTER

No.	Name	POS	CL	HT	WT	EXP	Hometown
38	Johnathan Abram	DB	6-0	214	Jr.	JC	Columbia, Miss.
43	Fletcher Adams	DL	6-2	270	So.	1L	Brandon, Miss.
49	Stephen Adegoke	ATH	6-0	211	Jr.	RS	Snellville, Ga.
65	Brett Armour	ATH	6-1	279	So.	SQ	Brighton, Tenn.
97	Lee Autry	DL	6-2	315	Jr.	JC	Albemarle, N.C.
66	Joel Baldwin	SN	6-3	219	Jr.	SQ	Tupelo, Miss.
53	Hunter Bradley	SN	6-3	230	Sr.	2L	Collierville, Tenn.
37	Bennie Braswell	III	ATH	5-9	176	Sr.	SQ Olive Branch, Miss.
96	Tre Brown	DL	6-4	303	Jr.	RS	Ackerman, Miss.
1	Brandon Bryant	DB	6-0	213	Jr.	2L	Tunica, Miss.
2	Logan Burnett	ATH	6-2	186	Fr.	RS	Pelham, Ala.
61	Deion Calhoun	OL	6-3	315	Jr.	2L	Pleasant Grove, Ala.
58	Tommy Champion	OL	6-5	330	Jr.	JC	Jackson, Miss.
16	Korey Charles	DB	5-10	179	RFr.	RS	Miami, Fla.
47	Jace Christmann	K/P	6-1	189	RFr.	RS	Houston, Texas
7	Tolando Cleveland	DB	6-0	194	Sr.	3L	Powder Springs, Ga.
72	Ronald Cochran	OL	6-4	310	Jr.	SQ	Olive Branch, Miss.
32	Brian Cole	DB	6-2	203	Jr.	JC	Saginaw, Mich.
43	Logan Cooke	P/K	6-5	228	Sr.	3L	Darbus, Miss.
17	Jamal Couch	WR	6-4	230	So.	1L	Phenix City, Ala.
13	Cameron Dantzler	DB	6-2	174	RFr.	RS	Hammond, La.
22	Malik Dear	WR	5-9	224	Jr.	2L	Jackson, Miss.
25	Lashard Durr	DB	5-11	195	Sr.	1L	Gulfport, Miss.
54	Greg Eiland	OL	6-8	319	RFr.	RS	Philadelphia, Miss.
7	Nick Fitzgerald	QB	6-5	230	Jr.	2L	Richmond Hill, Ga.
21	Nick Gibson	RB	5-11	211	So.	1L	Birmingham, Ala.
6	Donald Gray	WR	5-10	204	Sr.	2L	Memphis, Tenn.
12	J.T. Gray	DB	6-0	202	Sr.	3L	Clarksdale, Miss.
82	Farrod Green	TE	6-3	239	So.	1L	Wesson, Miss.
4	Gerri Green	LB	6-4	245	Jr.	2L	Greenville, Miss.
88	Aaron Hamaker	TE	6-4	280	Jr.	SQ	Little Rock, Ark.
46	Dez Harris	LB	6-4	243	Sr.	3L	Bessemer, Ala.
90	Grant Harris	DL	6-3	285	Jr.	SQ	Bolton, Miss.
95	Braxton Hoyett	DL	6-3	303	Jr.	1L	Pelham, Ala.
91	James Jackson	DL	6-3	339	Fr.	HS	Pascagoula, Miss.
86	Jesse Jackson	WR	6-2	213	Jr.	2L	Petal, Miss.
74	Elgton Jenkins	OL	6-4	308	Jr.	2L	Clarksdale, Miss.
77	Jawon Johnson	ATH	6-2	305	Jr.	RS	Crawford, Miss.
81	Justin Johnson	TE	6-3	243	Jr.	2L	Birmingham, Ala.
84	Dontea Jones	TE	6-4	232	RFr.	RS	McCool, Miss.
92	Kendell Jones	DL	6-4	281	So.	SQ	Pinson, Ala.
52	Kobe Jones	DL	6-4	270	RFr.	RS	Starkville, Miss.
3	Traver Jung	LB	6-4	229	Sr.	1L	Greenville, Miss.
28	Jaquarius Landrews	DB	6-0	198	Jr.	JC	Summit, Miss.
33	Dontavian Lee	RB	6-1	235	Jr.	2L	Hattiesburg, Miss.
44	Leo Lewis	LB	6-2	235	So.	1L	Brookhaven, Miss.
41	Mark McLaurin	DB	6-2	215	Jr.	2L	Collins, Miss.
54	Cameron Miller	ATH	6-1	208	RFr.	RS	Odessa, Fla.

No.	Name	POS	CL	HT	WT	EXP	Hometown
76	Blake Mitchell	ATH	6-0	300	RFr.	RS	Brentwood, Tenn.
87	Osirus Mitchell	WR	6-4	210	RFr.	RS	Sarasota, Fla.
23	Keith Mixon	WR	5-8	184	So.	1L	Birmingham, Ala.
75	Harrison Moon	OL	6-5	290	So.	1L	Chattanooga, Tenn.
29	C.J. Morgan	DB	6-0	202	RFr.	RS	Bossier City, La.
26	Alec Murphy	RB	6-0	230	So.	SQ	Nixa, Mo.
5	Gabe Myles	WR	6-0	192	Sr.	3L	Starkville, Miss.
39	Zak Neary	ATH	6-1	198	Jr.	SQ	Adamsville, Tenn.
19	Travis O'Connor	ATH	6-1	190	Fr.	RS	Kenner, La.
56	Dareuan Parker	OL	6-4	320	RFr.	RS	Olive Branch, Miss.
23	Allen Perkins	ATH	6-0	215	So.	SQ	Pelham, Ala.
2	Jamal Peters	DB	6-2	218	Jr.	2L	Bassfield, Miss.
45	Josiah Phillips	LB	6-4	242	Jr.	SQ	Starkville, Miss.
68	Tyre Phillips	OL	6-5	355	Jr.	JC	Grenada, Miss.
29	Peyton Pisacane	ATH	5-9	185	Fr.	RS	Franklin, Tenn.
28	Tristan Pisacane	ATH	5-9	180	Fr.	RS	Franklin, Tenn.
88	Deion Pope	DL	6-4	304	Jr.	JC	Collins, Miss.
87	Wyatt Powell	ATH	5-9	192	So.	SQ	Ridgeland, Miss.
55	Martinas Rankin	OL	6-5	305	Sr.	1L	Mendenhall, Miss.
24	Chris Rayford	DB	6-0	199	Jr.	2L	Byhalia, Miss.
48	Chris Redmon	ATH	6-0	220	RFr.	RS	Fayetteville, Ark.
51	Stewart Reese	OL	6-5	333	RFr.	RS	Fort Pierce, Fla.
93	Chauncey Rivers	DL	6-3	284	Jr.	JC	Stone Mountain, Ga.
80	Christian Roberson	TE	6-5	241	RFr.	RS	Atlanta, Ga.
23	Kody Schexnayder	P	5-10	197	So.	1L	River Ridge, La.
33	John Scifers	ATH	6-1	180	Fr.	RS	Euharlee, Ga.
98	Jeffery Simmons	DL	6-4	307	So.	1L	Macon, Miss.
31	Maurice Smitherman	DB	5-10	190	So.	1L	Adamsville, Ala.
42	Marquiss Spencer	DL	6-4	271	So.	1L	Greenwood, Miss.
30	Chris Stamps	DB	6-0	182	So.	SQ	Vicksburg, Miss.
67	Michael Story	OL	6-4	305	So.	1L	Ripley, Miss.
59	Nathan Swanson	ATH	6-5	220	RFr.	RS	Norcross, Ga.
94	Montez Sweat	DL	6-6	241	Jr.	JC	Stone Mountain, Ga.
89	Jefferson Teel	ATH	6-5	200	Sr.	SQ	Bartlett, Tenn.
34	Cory Thomas	DL	6-5	303	Jr.	2L	Bessemer, Ala.
18	Dedrick Thomas	WR	5-9	185	So.	1L	Memphis, Tenn.
83	Jordan Thomas	TE	6-5	284	Sr.	1L	Sumrall, Miss.
40	Erroll Thompson	LB	6-1	250	RFr.	RS	Florence, Ala.
10	Keytaon Thompson	QB	6-4	222	Fr.	HS	New Orleans, La.
20	Reggie Todd	WR	6-4	204	RFr.	RS	Mobile, Ala.
26	Hayes Walker	ATH	5-11	196	Jr.	SQ	Jackson, Miss.
37	Brad Wall	K/P	5-8	175	So.	1L	Ocean Springs, Miss.
50	Tim Washington	LB	6-3	231	So.	1L	Yazoo City, Miss.
79	Evans Wilkerson	OL	6-5	309	So.	SQ	Ridgeland, Miss.
27	Aeris Williams	RB	6-1	217	Jr.	2L	West Point, Miss.
85	Austin Williams	WR	6-3	208	Fr.	HS	Ocean Springs, Miss.
73	Darryl Williams	OL	6-2	305	So.	SQ	Bessemer, Ala.
19	Tyler Williams	DB	6-2	172	Fr.	HS	Oxford, Miss.
71	Ben Wilson	ATH	6-4	313	RFr.	RS	Columbia, S.C.

YEAR-BY-YEAR RECORDS

Year	Coach	SEC	SEC Finish	Overall	Bowls
1895	W.M. Matthews			0-2	
1896	J.B. Hildebrand			0-4	
1901	L.B. Harvey			2-2-1	
1902	L. Gwin			1-4-1	
1903	Dan Martin			3-0-2	
1904	Dan Martin			2-5	
1905	Dan Martin			3-4	
1906	Dan Martin			2-2-1	
1907	Fred Furman			6-3	
1908	Fred Furman			3-4	
1909	W.D. Chadwick			5-4	
1910	W.D. Chadwick			7-2	
1911	W.D. Chadwick			7-2-1	
1912	W.D. Chadwick			4-3	
1913	W.D. Chadwick			6-1-1	
1914	E.C. Hayes			6-2	
1915	E.C. Hayes			5-2-1	
1916	E.C. Hayes			4-4-1	
1917	Sid Robinson			6-1	
1918	Sid Robinson			3-2	
1919	Sid Robinson			6-2	
1920	Fred Holtkamp			5-3	
1921	Fred Holtkamp			4-4-1	
1922	Dudy Noble			3-4-2	
1923	Earl Able			5-2-2	
1924	Earl Able			5-4	
1925	Bernie Bierman			3-4-1	
1926	Bernie Bierman			5-4	
1927	J.W. Hancock			5-3	
1928	J.W. Hancock			2-4-2	
1929	J.W. Hancock			1-5-2	
1930	Chris Cagle			2-7	
1931	Ray Dauber			2-6	
1932	Ray Dauber			3-5	
1933	Ross McKechnie	1-5-1	12	3-6-1	-
1934	Ross McKechnie	0-5	11t	4-6	-
1935	Ralph Sasse	2-3	9t	8-3	-
1936	Ralph Sasse	3-2	5	7-3-1	Orange
1937	Ralph Sasse	3-2	5	5-4-1	-
1938	Emerson "Spike" Nelson	1-4	11	4-6	-
1939	Allyn McKeen	3-2	4	8-2	Orange
1940	Allyn McKeen	4-0-1	2	10-0-1	-
1941	Allyn McKeen	4-0-1	1	8-1-1	-
1942	Allyn McKeen	5-2	4	8-2	-
1943	NO TEAM				
1944	Allyn McKeen	3-2	5	6-2	-
1945	Allyn McKeen	2-3	7t	6-3	-
1946	Allyn McKeen	3-2	5	8-2	-
1947	Allyn McKeen	2-2	4t	7-3	-
1948	Allyn McKeen	3-3	6t	4-4-1	-
1949	Arthur "Slick" Morton	0-6	12	0-8-1	-
1950	Arthur "Slick" Morton	3-4	7t	4-5	-
1951	Arthur "Slick" Morton	2-5	11	4-5	-
1952	Murray Warmath	3-4	7	5-4	-
1953	Murray Warmath	3-1-3	5t	5-2-3	-
1954	Darrell Royal	3-3	6t	6-4	-
1955	Darrell Royal	4-4	6t	6-4	-
1956	Wade Walker	2-5	8t	4-6	-
1957	Wade Walker	4-2-1	3t	6-2-1	-
1958	Wade Walker	1-6	12	3-6	-
1959	Wade Walker	0-7	12	2-7	-
1960	Wade Walker	0-5-1	11	2-6-1	-
1961	Wade Walker	1-5	10t	5-5	-
1962	Paul Davis	2-5	9	3-6	-
1963	Paul Davis	4-1-2	4	7-2-2	Liberty
1964	Paul Davis	2-5	8	4-6	-
1965	Paul Davis	1-5	9t	4-6	-
1966	Paul Davis	0-6	9t	2-8	-
1967	Charley Shira	0-6	9t	1-9	-
1968	Charley Shira	0-4-2	9	0-8-2	-
1969	Charley Shira	0-5	10	3-7	-
1970	Charley Shira	3-4	7t	6-5	-
1971	Charley Shira	1-7	10	2-9	-
1972	Charley Shira	1-6	9	4-7	-

Year	Coach	SEC	SEC Finish	Overall	Bowls
1973	Bob Tyler	2-5	8t	4-5-2	-
1974	Bob Tyler	3-3	4t	9-3	Sun
1975	Bob Tyler	*0-6	9t	*2-9	-
1976	Bob Tyler	*0-6	9t	*0-11	-
1977	Bob Tyler	*0-6	9t	*0-11	-
1978	Bob Tyler	2-4	7t	6-5	-
1979	Emory Bellard	2-4	8	3-8	-
1980	Emory Bellard	5-1	2t	9-3	Sun
1981	Emory Bellard	4-2	3	8-4	Hall of Fame
1982	Emory Bellard	2-4	8	5-6	-
1983	Emory Bellard	1-5	8	3-8	-
1984	Emory Bellard	1-5	9t	4-7	-
1985	Emory Bellard	0-6	9	5-6	-
1986	Rockey Felker	2-4	7t	6-5	-
1987	Rockey Felker	1-5	7t	4-7	-
1988	Rockey Felker	0-7	10	1-10	-
1989	Rockey Felker	1-6	9	5-6	-
1990	Rockey Felker	1-6	8	5-6	-
1991	Jackie Sherrill	4-3	4t	7-5	Liberty
1992	Jackie Sherrill	4-4	3-W	7-5	Peach
1993	Jackie Sherrill	#3-4-1	5-W	#4-5-2	-
1994	Jackie Sherrill	5-3	2-W	8-4	Peach
1995	Jackie Sherrill	1-7	4-W	3-8	-
1996	Jackie Sherrill	3-5	4-W	5-6	-
1997	Jackie Sherrill	4-4	T3-W	7-4	-
1998	Jackie Sherrill	6-2	T1-W	8-5	Cotton
1999	Jackie Sherrill	6-2	2-W	10-2	Peach
2000	Jackie Sherrill	4-4	T3-W	8-4	Independence
2001	Jackie Sherrill	2-6	6-W	3-8	-
2002	Jackie Sherrill	0-8	5-W	3-9	-
2003	Jackie Sherrill	1-7	5-W	2-10	-
2004	Sylvester Croom	2-6	6-W	3-8	-
2005	Sylvester Croom	1-7	T5-W	3-8	-
2006	Sylvester Croom	1-7	T5-W	3-9	-
2007	Sylvester Croom	4-4	T3-W	8-5	Liberty
2008	Sylvester Croom	2-6	T4-W	4-8	-
2009	Dan Mullen	3-5	T4-W	5-7	-
2010	Dan Mullen	4-4	5-W	9-4	Gator
2011	Dan Mullen	2-6	5-W	7-6	Music City
2012	Dan Mullen	4-4	4-W	8-5	Gator
2013	Dan Mullen	3-5	T5-W	7-6	Liberty
2014	Dan Mullen	6-2	2-W	10-3	Orange
2015	Dan Mullen	4-4	5-W	9-4	Belk
2016	Dan Mullen	3-5	T5-W	6-7	St. Petersburg

* Includes forfeits imposed on Mississippi State by NCAA & SEC
Includes game forfeited to Mississippi State

BOWL RESULTS 12-8

Bowl	Opponent	Result	Date
Orange	Duquesne	L 12-13	1-1-37
Orange	Georgetown	W 14-7	1-1-41
Liberty	North Carolina State	W 16-12	12-21-63
Sun	North Carolina	W 26-24	12-28-74
Sun	Nebraska	L 17-31	12-27-80
Hall of Fame	Kansas	W 10-0	12-31-81
Liberty	Air Force	L 15-38	12-29-91
Peach	North Carolina	L 17-21	1-2-93
Peach	North Carolina State	L 24-28	1-1-95
Cotton	Texas	L 11-38	1-1-99
Peach	Clemson	W 17-7	12-30-99
Independence	Texas A&M	W 43-41 (OT)	12-31-00
Liberty	Central Florida	W 10-3	12-29-07
Gator	Michigan	W 52-14	1-1-11
Music City	Wake Forest	W 23-17	12-30-11
Gator	Northwestern	L 20-34	1-1-13
Liberty	Rice	W 44-7	12-31-13
Orange	Georgia Tech	L 34-49	12-31-14
Belk	N.C. State	W 51-28	12-30-15
St. Petersburg	Miami (Ohio)	W 17-16	12-26-16

BARRY ODOM



DR. ALEXANDER N. CARTWRIGHT

Chancellor
(Iowa, '86)



JIM STERK
Athletics Director
(Western Washington University '80)



PAM HINTON,
Faculty Representative
(Wisconsin, '91)



BARRY ODOM
Head Football Coach
(Missouri, '99)

TIGERS 2017

Sept. 2	MISSOURI STATE**
Sept. 9	SOUTH CAROLINA**
Sept. 16	PURDUE
Sept. 23	AUBURN**
Sept. 30	Open date
Oct. 7	at Kentucky**
Oct. 14	at Georgia**
Oct. 21	IDAHO
Oct. 28	at UConn
Nov. 4	FLORIDA**
Nov. 11	TENNESSEE**
Nov. 18	at Vanderbilt**
Nov. 24	at Arkansas**

**SEC Game

Bold denotes home game

HOMETOWN: Maysville, Okla.

ALMA MATER: Missouri, 1999

PLAYING CAREER: Odom played college football at the University of Missouri as a linebacker from 1996 to 1999

COACHING EXPERIENCE: A longtime fixture at Mizzou, Barry Odom, 40, is in his second year guiding a program he has been immersed in at every level for some 15 years – including six in an administrative capacity (2003-08), four as a coach (2009-11, 2015) and four as a highly-successful student-athlete (1996-99). The 2016 season was his first as Mizzou's head coach, and came after he had spent the previous four seasons as a defensive coordinator, including three at Memphis (2012-14) and one at Missouri, where his units were considered among the best in the nation.

COACHING ACHIEVEMENTS: In 2015, Odom turned in an outstanding season as first-year defensive coordinator for Mizzou under coach Gary Pinkel (who retired after that season), as his Tigers ranked ninth in the nation in total defense, allowing just 302.0 yards per game. Since the NCAA began tracking defensive statistics in 1978, that marked the first time in MU history that Mizzou had produced a top-10 defense. Odom's defense was also ranked seventh nationally in scoring defense (16.2 avg.), seventh in pass defense (169.2 avg.) and second in tackles for loss (8.8 avg.).

BORN: Nov. 26, 1976

WIFE: Tritia (Tia)

CHILDREN: Sons James Trump and Garyt Robert, and daughter Anna Lockwood

ASSISTANT COACHES

ANDY HILL (Missouri, '85/Associate Head Coach/Wide Receivers)

CORNELL FORD (Toledo, '91/Assistant Head Coach/Running Backs)

DEMONTIE CROSS (Missouri, '97/Defensive Coordinator/Linebackers)

JOSH HEUPEL (Oklahoma, '01/Offensive Coordinator/Quarterbacks)

RYAN WALTERS (Colorado, '08/Co-Defensive Coordinator/Safeties)

GLEN ELARBEE (Middle Tennessee, '03/Offensive Line)

JOE JON FINLEY (Oklahoma, '08/Tight Ends)

BRICK HALEY (Alabama A&M, '88/Defensive Line)

BRIAN ODOM (SE Oklahoma, '04/Outside Line Backers)

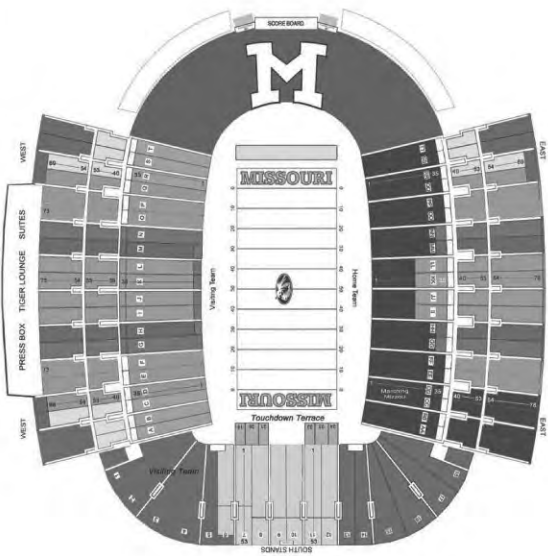
SUPPORT STAFF

MIKE MCHUGH (Findlay, '83) Director of Football Operations

A.J. OFODILE (Missouri, '01) as Director of Recruiting

ROHRK CUTCHLOW (Memphis, '98) Strength Coach

REX SHARP (Ball State, '79) Athletic Trainer



YEAR-BY-YEAR

Year	School	Conf.	Pct.	All	Pct.	Bowl
2016	Missouri	2-6	.250	4-8	.500	
TOTALS		2-6	.250	4-8	.500	1 Year
College Record		2-6	.250	4-8	.500	1 Year
Missouri Record		2-6	.250	4-8	.500	1 Year



TIGERS 2017 QUICK FACTS

LOCATION: Columbia, Missouri

FOUNDED: 1839

ENROLLMENT: 33,226

NICKNAME: Tigers

COLORS: Old Gold and Black

STADIUM: Faurot Field/Memorial Stadium
(71,168)

PLAYING SURFACE: Artificial (Field Turf)

FIRST GAME: Oct. 20, 1890 - Missouri 22, Picked Team 6

HOME RECORD: 283-181-20

HOME ATTENDANCE: 365,651 (52,236 avg./73.40% capacity)

ALL-TIME RECORD: 663-550-52

2016 RECORD: 4-8

2016 SEC RECORD/FINISH: 2-6/7th in SEC East

SEC CHAMPIONSHIPS: 0

BOWL: N/A

BOWL APPEARANCES: 31

BOWL RECORD: 15-16 (.484)

LAST BOWL APPEARANCE: Buffalo Wild Wings Citrus Bowl, Orlando, Fla. (defeated Minnesota, 33-17, Jan. 1, 2015)

RETURNING OFFENSIVE STARTERS

No.	Name	POS	CLASS	HT	WT	EXP	Hometown/Last School
77	Paul Adams	OL	6-6	315	Jr.	12	Nashville, Tenn. (Christ Presbyterian)
56	Sam Bailey	OL	6-4	295	Jr.	9	Lamar, Mo. (Lamar HS)
76	Tyler Howell	OL	6-8	330	Sr.	12	Bonner Springs, Kan. (Bonner Springs HS/Butler CC)
12	Johnathon Johnson	WR	5-10	185	So.	10	Memphis, Tenn. (Melrose HS)
3	Drew Lock	QB	6-4	225	Jr.	12	Lee's Summit, Mo. (Lee's Summit HS)
9	Dimetrios Mason	WR	6-0	185	So.	8	Loganville, Ga. (Grayson HS)
6	J'Mon Moore	WR	6-3	205	Sr.	10	Missouri City, Texas (Elkins HS)
71	Kevin Pendleton	OL	6-4	335	Jr.	12	Lee's Summit, Mo. (West HS)
66	Adam Ploudre	OL	6-4	320	Sr.	7	Ballwin, Mo. (Marquette HS)
21	Ish Witter	RB	5-10	195	Sr.	10	Tampa, Fla. (Alonso HS)

RETURNING DEFENSIVE STARTERS

No.	Name	POS	CLASS	HT	WT	EXP	Hometown/Last School
34	Joey Burkett	LB	6-2	225	Sr.	6	Jefferson City, Mo. (Jefferson City HS)
13	Marcell Frazier	DE	6-5	265	Sr.	5	Portland, Ore. (Douglas HS/College of Siskiyous)
96	A.J. Logan	DT	6-2	325	Sr.	12	Columbia, Mo. (Rock Bridge HS)
22	Anthony Sherrills	CB	6-0	205	Sr.	7	Kansas City, Mo. (Hogan Prep)
8	Thomas Wilson	S	5-10	200	Sr.	7	Suwanee, Ga. (Buford HS)

STARTERS LOST

No.	Name	POS	CLASS	HT	WT	EXP	Hometown/Last School
80	Sean Cullkin	TE	Sr.	6-6	250	31	Indian Rocks Beach, Fla. (Christian HS)
5	John Gibson	CB	Sr.	6-0	195	16	Missouri City, Texas (Marshall HS)
91	Charles Harris	DE	Jr.	6-3	260	25	Kansas City, Mo. (Lincoln Prep)
95	Rickey Hatley	DT	Sr.	6-4	320	19	Atlanta, Texas (Atlanta HS)
25	Donavin Newsom	LB	Sr.	6-2	240	26	St. Louis, Mo. (Parkway North HS)
11	Aarion Penton	CB	Sr.	5-10	195	37	St. Louis, Mo. (Christian Brothers HS)
30	Michael Scherer	LB	Sr.	6-3	235	33	St. Louis, Mo. (Christian Day HS)

RETURNING STATISTICAL LEADERS

RUSHING:							
	GP-GS	ATT.	YDS.	AVG.	TDS		
Damarea Crockett(So.)	11-2	153	1062	6.9	10		
Ish Witter (Sr.)	12-10	162	750	4.6	6		
Nate Strong (Jr.)	6-0	32	137	4.3	2		
PASSING:							
	GP-GS	COMP.	ATT.	PCT.	YDS.	INT	TDS
Drew Lock(So.)	12-12	237	434	54.6	3399	10	23
RECEIVING:							
	GP-GS	REC.	YDS.	AVG.	AVG./G	TDS	
CJ'Mon Moore, WR (Sr.)	12-10	62	1012	16.3	84.3	8	
Dimetrios Mason, WR (So.)	12-8	47	587	12.5	48.9	3	
Johnathon Johnson, WR (So.)	12-10	24	435	18.1	36.2	2	
Emanuel Hall, WR (Jr.)	12-6	19	307	16.2	25.6	2	
Kendall Blanton, TE (Jr.)	12-2	16	161	10.1	13.4	3	
Jason Reece, TE (Sr.)	11-4	8	97	12.1	8.8	2	
DEFENSE							
	GP-GS	SOLO	ASST.	TOTAL	INT/YDS.	SACKS/YDS.	TFL/YDS
Thomas Wilson, S (Sr.)	12-7	40	18	58	0-0	0-0	1.5-2
Anthony Sherrills, S (Sr.)	12-7	40	13	53	1(-4)	0-0	1.0-6
Cam Hilton, S (Jr.)	11-6	35	14	49	1-27	1.0-5	2.5-9
Cale Garrett, LB (So.)	12-2	27	20	47	1-4	0-0	6.0-11
Eric Beisel, LB (Sr.)	12-5	35	9	44	0-0	0-0	6.0-11
Ronnell Perkins, S (So.)	12-4	28	15	43	0-0	0-0	3.5-7
Joey Burkett, LB (Sr.)	12-6	28	12	40	2-9	0-0	1.0-1
Brandon Lee, LB (Jr.)	12-4	26	11	37	0-0	2.0-8	4.0-13
Marcell Frazier, DE (Sr.)	12-5	19	14	33	0-0	7.5-61	8.5-68
Terry Beckner, Jr., DT (Jr.)	7-0	16	8	24	0-0	0-0	2.0-4

2016 RESULTS

4-8 Overall • 2-6 SEC
Home: 4-3 Away: 0-5 Neutral: 0-0 vs. Top 25: 0-2

Sept. 3	at West Virginia	60,125	L, 11-26
Sept. 10	EASTERN MICHIGAN	51,192	W, 61-21
Sept. 17	GEORGIA* (16/13)	57,098	L, 27-28
Sept. 24	DELAWARE STATE	53,472	W, 79-0
Oct. 1	at LSU* (rv/rv)	102,071	L, 7-42
Oct. 15	at Florida* (18/14)	88,825	L, 14-40
Oct. 22	MIDDLE TENNESSEE (HC)	52,351	L, 45-51
Oct. 29	KENTUCKY*	50,234	L, 21-35
Nov. 5	at South Carolina*	73,817	L, 21-31
Nov. 12	VANDERBILT*]	50,261	W, 26-17
Nov. 19	at Tennessee* (rv/rv)	101,012	L, 37-63
Nov. 25	ARKANSAS* (rv/rv)	51,043	W, 28-24

*SEC Game
[AP/Coaches] - Denotes team ranking at the time of the game;
(AP/Coaches) - Denotes opponent ranking at the time of the game

MISSOURI TEAM INFORMATION

BASIC OFFENSE: Multiple
BASIC DEFENSE: Multiple

LETTERMEN RETURNING: 42

OFFENSE: 19
DEFENSE: 21
SPECIALTY: 2

LETTERMEN LOST: 18

OFFENSE: 7
DEFENSE: 10
SPECIALTY: 1

STARTERS RETURNING: 15

OFFENSE: 10
DEFENSE: 5
SPECIALTY: 0

STARTERS LOST: 6

OFFENSE: 1
DEFENSE: 5
SPECIALTY: 0

NOTE: Specialists include punter and place-kicker only.

DREW LOCK

Junior • QB • 6-4 • 225 • Lee's Summit, Mo.



- One of the SEC's most prolific passers returning in 2017 with 20 starts already under his belt entering his junior campaign.
- Finished his sophomore season ranked first in the SEC in passing yards (3,399) and second in passing yards per game (283.3) and yards per completion (14.34).
- The 3,399 yards through the air ranked 10th nationally and are the fifth-most in program history in a single season and the most ever in a 12-game season at Mizzou.
- Tossed 23 passing touchdowns as a sophomore, the sixth-most in program history. Only three Mizzou quarterbacks have thrown for more in a single campaign.
- Through just two years, his 4,731 passing yards already rank eighth in program history.

MARCELL FRAZIER

R-Senior • DE • 6-5 • 265 • Portland, Ore.



- Provides Mizzou with a relentless pass rusher and adds another chapter to the Tigers' storied history of producing the some of the nation's top defensive linemen.
- Racked up 33 tackles (19 solo), 8.5 tackles for loss and 7.5 sacks in 2016. His 8.5 tackles for loss and 7.5 sacks ranked second on the team, trailing only First Round NFL Draft pick, Charles Harris.
- Has a nose for the ball as he forced a fumble and recovered two fumbles during the 2016 campaign.
- Piled up 51 career tackles in 24 career games, earning eight starts.
- Named SEC Defensive Lineman of the Week after sparking Mizzou's defense in a comeback win over rival Arkansas, posting four tackles, three sacks and a hurry.

DAMAREA CROCKETT

Sophomore • RB • 5-11 • 225 • Little Rock, Ark.



- Returns after one of the best freshman campaigns by a running back in Mizzou history and leads a talented and deep backfield, a unit that helped the Tigers lead the SEC in total offense a season ago (500.5 YPG).
- Explosive playmaker that set Mizzou freshman records for rushing yards in a season (1,062), rushing yards in a single game (225) and rushing touchdowns in a season (10).
- Finished the regular season ranked sixth in the SEC in rushing yards per game in conference play (105.8), topping all freshmen.
- Was the first true freshman in the SEC to rush for more than 1,000 yards since Georgia's Nick Chubb and LSU's Leonard Fournette did in 2014.
- Rushed for 96.5 yards per game a season ago, which ranked first in the nation among freshmen.

TERRY BECKNER, JR.

Junior • DT • 6-4 • 290 • East St. Louis, Ill.



- A dominant interior force, Beckner Jr. returns from a leg injury to lead Mizzou's stout defensive line.
- Played in seven games as a sophomore and recorded 24 tackles, including a pair of tackles for loss.
- Earned First-Team Freshman All-American Honors from the FWA and Sporting News and received 2015 Freshman All-SEC recognition after an outstanding rookie campaign.
- As a true freshman, recorded 27 tackles, 8.5 tackles for loss, three sacks, a pass break-up, a fumble recovery and two QB hurries.
- Was rated the No. 2 overall recruit in the nation by ESPN and No. 1 recruit in the state of Missouri.

2017 ALPHABETICAL ROSTER

No.	Name	POS	HT	WT	CL	Hometown
57	Alec** Abeln	OL	6-3	305	Sr.	St. Louis, Mo.
17	DeMarkus* Acy	DB	6-2	195	So.	Dallas, Texas
77	Paul* Adams	OL	6-6	315	Jr.	Nashville, Tenn.
45	Franklin Agbasimere	DL	6-2	245	So.	Lagos, Nigeria
33	Jerod Alton	DB	5-10	180	RSFr.	Kirkwood, Mo.
29	Nate Anderson	DL	6-4	250	Jr.	Roswell, N.M.
56	Samson** Bailey	OL	6-5	295	Jr.	Lamar, Mo.
92	Nick Bartolotta	PK	5-6	185	Sr.	St. Louis, Mo.
5	Terry** Beckner, Jr.	DL	6-4	290	Jr.	East St. Louis, Ill.
38	Eric*** Beisel	LB	6-3	240	Sr.	Fenton, Mo.
11	Kendall** Blanton	TE	6-6	265	Jr.	Blue Springs, Mo.
18	Joshuah Bledsoe	S	6-0	190	Fr.	Houston, Texas
79	Larry Borom	OL	6-6	338	Fr.	Bloomfield Hills, Mich.
35	Sean Boyd	DB	5-9	180	So.	St. Louis, Mo.
95	Rashad Brandon	DL	6-3	305	Jr.	Jersey City, N.J.
25	Jamal Brooks	LB	6-1	227	Fr.	Bessemer, Ala.
7	Nate** Brown	WR	6-3	210	Jr.	Suwanee, Ga.
34	Joey*** Burkett	LB	6-2	225	Sr.	Jefferson City, Mo.
97	Akial Byers	DL	6-4	260	Fr.	Fayetteville, Ark.
93	Andrew Carr	PK	6-1	185	Jr.	Cameron, Mo.
54	Trystan Castillo	OL	6-4	320	RSFr.	Webb City, Mo.
28	Logan*** Cheadle	DB	5-10	180	Sr.	Lee's Summit, Mo.
88	Logan*** Christopherson	TE	6-6	220	Fr.	Lemont, Ill.
13	O'shae Clark	WR	5-8	160	Fr.	Cypress, Texas
78	Pompey Coleman	OL	6-5	300	Fr.	Indianapolis, Ind.
18	Dominic Collins	WR	6-2	180	Sr.	Fullerton, Calif.
59	Case Cook	OL	6-5	290	Fr.	Carrollton, Ga.
16	Damarea* Crockett	RB	5-11	225	So.	Little Rock, Ark.
51	Ed Cruz	DL	6-2	240	Sr.	Park Hill, Mo.
30	Ryan Dalley	S	6-1	190	So.	Mundelein, Ill.
1	Da'Ron Davis	WR	6-2	190	Fr.	Lee's Summit, Mo.
22	Dawson Downing	RB	6-0	225	RSFr.	Mission, Kan.
67	Jonah Dubinski	OL	6-2	295	So.	Columbia, Mo.
70	Yasir Durant	OL	6-7	340	So.	Philadelphia, Pa.
20	Myles Eaddy	DL	6-0	230	RSFr.	Plantation, Fla.
36	Daniel Ellinger	WR	6-4	210	RSFr.	Jefferson City, Mo.
26	Corey** Fatony	P	5-11	205	Jr.	Franklin, Tenn.
17	Richaud* Floyd	WR	5-11	185	So.	Gulfport, Miss.
16	Marcell** Frazier	DL	6-5	265	Sr.	Portland, Ore.
47	Cale* Garrett	LB	6-3	240	So.	Kearney, Mo.
10	Tyree Gillespie	S	6-0	202	Fr.	Ocala, Fla.
62	Thomas Grossman	OL	6-3	275	Jr.	St. Louis, Mo.
24	Terez** Hall	LB	6-2	230	Jr.	Lithonia, Ga.
84	Emanuel** Hall	WR	6-3	200	Jr.	Franklin, Tenn.
55	Jordan* Harold	DL	6-2	265	Sr.	St. Louis, Mo.
69	A.J.* Harris	OL	6-4	305	So.	Stilwell, Kan.
7	Cam** Hilton	S	6-0	190	Jr.	St. Louis, Mo.
1	Anthony** Hines	S	6-1	195	Sr.	South San Francisco, Calif.
21	Christian* Holmes	DB	6-1	195	So.	Atlanta, Ga.
88	Nate* Howard	DL	6-4	250	Jr.	St. Louis, Mo.
76	Tyler* Howell	OL	6-8	330	Sr.	Bonner Springs, Kan.
53	Joe Hoy	LB	6-1	230	So.	Wauconda, Ill.
94	Tyrell Jacobs	DL	6-4	280	So.	Kenner, La.

No.	Name	POS	HT	WT	CL	Hometown
12	Johnathon* Johnson	WR	5-10	185	So.	Memphis, Tenn.
15	Grant* Jones	LB	6-3	225	Jr.	Columbia, Mo.
43	Jerney Jones	RB	5-10	190	RSFr.	Republic, Mo.
11	Brandon** Lee	LB	6-2	230	Jr.	Indianapolis, Ind.
3	Drew** Lock	QB	6-4	225	Jr.	Lee's Summit, Mo.
96	A.J.** Logan	DL	6-2	325	Sr.	Columbia, Mo.
14	Jack Lowary	QB	6-4	215	So.	Huntington Beach, Calif.
9	Dimetrios* Mason	WR	6-0	185	So.	Loganville, Ga.
98	Tucker* McCann	PK	6-0	205	So.	O'Fallon, Ill.
4	Isaiah Miller	RB	5-11	195	Fr.	Baldwin, Fla.
40	Aubrey Miller, Jr.	LB	6-2	210	Fr.	Memphis, Tenn.
72	Kyle* Mitchell	OL	6-5	325	Sr.	Fair Oaks, Calif.
6	J'Mon*** Moore	WR	6-3	205	Sr.	Missouri City, Texas
50	Hyrin Morrison-White	OL	6-6	300	Fr.	DeSoto, Texas
12	Dominic Nelson	S	6-0	205	Jr.	Florissant, Mo.
81	Albert Okwuegbunam	TE	6-5	260	RSFr.	Springfield, Ill.
99	Walter Palmore	DL	6-4	300	Jr.	Columbus, Ga.
71	Kevin** Pendleton	OL	6-4	335	Jr.	Lee's Summit, Mo.
3	Ronnell* Perkins	S	6-0	205	So.	St. Louis, Mo.
19	Terry** Petry	DB	6-1	160	Fr.	Missouri City, Texas
66	Adam* Ploudre	OL	6-4	320	Sr.	Ballwin, Mo.
5	Taylor Powell	QB	6-2	195	Fr.	Fayetteville, Ark.
20	Kaleb Prewett	S	6-1	210	Jr.	Blue Springs, Mo.
10	Jason*** Reese	TE	6-5	255	Sr.	Eules, Texas
24	Cameron Rivers	WR	6-4	195	Sr.	St. Louis, Mo.
61	Adam Roland	DL	6-3	320	Jr.	St. Louis, Mo.
6	Tavon** Ross	LB	6-0	210	Jr.	Cochran, Ga.
34	Larry Rountree III	RB	5-10	183	Fr.	Raleigh, N.C.
9	Hayden Rymer	QB	6-1	210	RSFr.	Windermere, Fla.
72	Caleb Sampson	DT	6-4	285	Fr.	Covington, La.
89	Brendan Scales	TE	6-4	240	RSFr.	Wildwood, Mo.
22	Anthony*** Sherrils	S	6-0	205	Sr.	Kansas City, Mo.
75	Tre'Vour* Simms	OL	6-5	355	So.	East St. Louis, Ill.
8	Justin Smith	WR	6-7	210	So.	Dublin, Ga.
28	Steven Spadarotto	WR	6-2	185	Jr.	Santa Maria, Calif.
14	Adam Sparks	DB	6-0	163	Fr.	Baton Rouge, La.
31	Finis** Stribling IV	S	5-11	190	Jr.	Thompson's Station, Tenn.
29	Nate Strong	RB	6-0	210	Jr.	East St. Louis, Ill.
46	Jacob Trump	LB	6-3	225	Jr.	Kahoka, Mo.
39	Chris Turner	DL	6-4	225	Fr.	Hammond, La.
11	Jordan Ulmer	S	6-2	190	Fr.	Belleville, Mich.
49	Markell Utsey	DL	6-4	310	So.	Little Rock, Ark.
45	Ezra Vaoifi	RB	5-11	220	Fr.	Independence, Mo.
2	T.J.* Warren	LB	5-11	210	So.	Conyers, Ga.
81	Harley Whitehouse	LS	6-0	225	So.	St. Louis, Mo.
78	Kobie Whiteside	DL	6-1	304	Fr.	Houston, Texas
93	Tre Williams	DL	6-5	265	RSFr.	Columbia, Mo.
2	Micah Wilson	QB	6-3	215	RSFr.	Tulsa, Okla.
8	Thomas*** Wilson	S	5-10	200	Sr.	Suwanee, Ga.
14	Ray Wingo	WR	5-11	175	Jr.	St. Louis, Mo.
48	Roderick Winters	LB	5-11	240	Jr.	Arlington, Texas
21	Ish*** Witter	RB	5-10	195	Sr.	Tampa, Fla.
86	James Workman	LS	6-0	225	So.	Renton, Wash.
9	Malik Young	DL	6-3	280	Jr.	Marietta, Ga.

YEAR-BY-YEAR RECORDS

Year	Coach	Conf	Conf Finish	Overall	Bowls
1890	A.L. McRae			2-1	
1891	Hal Reed			3-1	
1892	E.H. Jones			1-2	
1893	H.L. Robinson			4-3	
1894	H.L. Robinson			4-3	
1895	C.D. "Pop" Bliss			7-1	
1896	Frank Patterson			7-5	
1897	Charles Young			5-6	
1898	David L. Fultz			1-4-1	
1899	David L. Fultz			9-2	
1900	Fred Murphy			4-4-1	
1901	Fred Murphy			2-6-1	
1902	Pat O'Dea			5-3	
1903	John F. McLean			1-7-1	
1904	John F. McLean			3-6	
1905	John F. McLean			5-4	
1906	W.J. Monilaw			5-2-1	
1907	W.J. Monilaw	1-2	4th	7-2	
1908	W.J. Monilaw	3-2	4th	6-2	
1909	William W. Roper	4-0-1	1st	7-0-1	
1910	W. Hollenbeck	2-1-1	3rd	4-2-2	
1911	Chester L. Brewer	0-2-2	5th	2-4-2	
1912	Chester L. Brewer	2-3	4th	5-3	
1913	Chester L. Brewer	4-0	1st	7-1	
1914	H.F. Schulte	4-1	2nd	5-3	
1915	H.F. Schulte	1-3-1	5th	2-5-1	
1916	H.F. Schulte	3-1-1	2nd	6-1-1	
1917	H.F. Schulte	2-4	5th	3-5	
1918	No Varsity Schedule (Influenza Epidemic)				
1919	John F. Miller	4-0-1	1st	5-1-2	
1920	Miller/Phelan	5-1	2nd	7-1	
1921	James Phelan	4-2	T-2nd	6-2	
1922	Thomas Kelly	4-3	4th	5-3	
1923	Gwinn Henry	1-3-2	8th	2-3-3	
1924	Gwinn Henry	5-1	1st	7-2	Christmas Fest.
1925	Gwinn Henry	5-1	1st	6-1-1	
1926	Gwinn Henry	3-1-1	T-3rd	5-1-2	
1927	Gwinn Henry	5-1	1st	7-2	
1928	Gwinn Henry	3-2	T-2nd	4-4	
1929	Gwinn Henry	3-1-1	2nd	5-2-1	
1930	Gwinn Henry	1-2-2	5th	2-5-2	
1931	Gwinn Henry	1-4	T-5th	2-8	
1932	Frank Carideo	1-3-1	5th	1-7-1	
1933	Frank Carideo	0-5	6th	1-8	
1934	Frank Carideo	0-5	6th	0-8-1	
1935	Don Faurot	0-2-3	6th	3-3-3	
1936	Don Faurot	3-1-1	2nd	6-2-1	
1937	Don Faurot	2-2-1	4th	3-6-1	
1938	Don Faurot	2-3	T-3rd	6-3	
1939	Don Faurot	5-0	1st	8-2	Orange
1940	Don Faurot	3-2	3rd	6-3	
1941	Don Faurot	5-0	1st	8-2	Sugar
1942	Don Faurot	4-0-1	1st	8-3-1	
1943	Chauncey Simpson	3-2	T-2nd	3-5	
1944	Chauncey Simpson	2-1-2	3rd	3-5-2	
1945	Chauncey Simpson	5-0	1st	6-4	Cotton
1946	Don Faurot	3-2	T-3rd	5-4-1	
1947	Don Faurot	3-2	3rd	6-4	
1948	Don Faurot	5-1	2nd	8-3	Gator
1949	Don Faurot	5-1	2nd	7-4	Gator
1950	Don Faurot	3-2-1	3rd	4-5-1	
1951	Don Faurot	2-4	T-4th	3-7	
1952	Don Faurot	5-1	2nd	5-5	
1953	Don Faurot	4-2	T-2nd	6-4	
1954	Don Faurot	3-2-1	T-3rd	4-5-1	
1955	Don Faurot	1-5	7th	1-9	
1956	Don Faurot	3-2-1	3rd	4-5-1	
1957	Frank Broyles	3-3	T-3rd	5-4-1	
1958	Dan Devine	4-1-1	2nd	5-4-1	
1959	Dan Devine	4-2	2nd	6-5	Orange
1960	Dan Devine	7-0	1st	11-0	Orange
1961	Dan Devine	5-2	T-2nd	7-2-1	
1962	Dan Devine	5-1-1	2nd	8-1-2	Bluebonnet
1963	Dan Devine	5-2	3rd	7-3	
1964	Dan Devine	4-2-1	4th	6-3-1	
1965	Dan Devine	6-1	2nd	8-2-1	Sugar
1966	Dan Devine	4-2-1	T-3rd	6-3-1	
1967	Dan Devine	4-3	4th	7-3	
1968	Dan Devine	5-2	3rd	8-3	Gator
1969	Dan Devine	6-1	T-1st	9-2	Orange
1970	Dan Devine	3-4	T-4th	5-6	
1971	Al Onofrio	0-7	8th	1-10	
1972	Al Onofrio	4-3	T-4th	6-6	Fiesta
1973	Al Onofrio	3-4	5th	8-4	Sun

Year	Coach	Conf	Conf Finish	Overall	Bowls
1974	Al Onofrio	5-2	T-2nd	7-4	-
1975	Al Onofrio	3-4	T-5th	6-5	-
1976	Al Onofrio	3-4	6th	6-5	-
1977	Al Onofrio	3-4	5th	4-7	-
1978	Warren Powers	4-3	T-3rd	8-4	Liberty
1979	Warren Powers	3-4	4th	7-5	Hall of Fame
1980	Warren Powers	5-2	3rd	8-4	Liberty
1981	Warren Powers	3-4	5th	8-4	Tangerine
1982	Warren Powers	2-3-2	5th	5-4-2	-
1983	Warren Powers	5-2	T-2nd	7-5	Holiday
1984	Warren Powers	2-4-1	T-5th	3-7-1	-
1985	Woody Widenhofer	1-6	T-7th	1-10	-
1986	Woody Widenhofer	2-5	6th	3-8	-
1987	Woody Widenhofer	3-4	5th	5-6	-
1988	Woody Widenhofer	2-5	6th	3-7-1	-
1989	Bob Stull	1-6	7th	2-9	-
1990	Bob Stull	2-5	T-6th	4-7	-
1991	Bob Stull	1-6	7th	3-7-1	-
1992	Bob Stull	2-5	T-6th	3-8	-
1993	Bob Stull	2-5	T-6th	3-7-1	-
1994	Larry Smith	2-5	6th	3-8-1	-
1995	Larry Smith	1-6	T-7th	3-8	-
1996	Larry Smith	3-5	4th	5-6	-
1997	Larry Smith	5-3	3rd	7-5	Holiday
1998	Larry Smith	5-3	T-2nd	8-4	Insight.com
1999	Larry Smith	1-7	T-5th	4-7	-
2000	Larry Smith	2-6	T-5th	3-8	-
2001	Gary Pinkel	3-5	T-4th	4-7	-
2002	Gary Pinkel	2-6	5th	5-7	-
2003	Gary Pinkel	4-4	3rd	8-5	Independence
2004	Gary Pinkel	3-5	T-3rd	5-6	-
2005	Gary Pinkel	4-4	T-2nd	7-5	Independence
2006	Gary Pinkel	4-4	T-2nd	8-5	Sun
2007	Gary Pinkel	7-1	1st	12-2	Cotton
2008	Gary Pinkel	5-3	1st	10-4	Alamo
2009	Gary Pinkel	4-4	2nd	8-5	Texas
2010	Gary Pinkel	6-2	T-1st	10-3	Insight
2011	Gary Pinkel	5-4	5th	8-5	Independence
2012	Gary Pinkel	2-6	5-E	5-7	-
2013	Gary Pinkel	7-1	1-E	12-2	Cotton
2014	Gary Pinkel	7-1	1-E	11-3	Citrus
2015	Gary Pinkel	1-7	6-E	5-7	-
2016	Barry Odom	2-6	7-E	4-8	-

BOWL RESULTS 15-16

Bowl	Opponent	Result	Date
Christmas Festival	Southern California	L 20-7	12-25-24
Orange	Georgia Tech	L 21-7	1-1-40
Sugar	Fordham	L 2-0	1-1-42
Cotton	Texas	L 40-27	1-1-46
Gator	Clemson	L 24-23	1-1-49
Gator	Maryland	L 20-7	1-2-50
Orange	Georgia	L 14-0	1-1-60
Orange	Navy	W 21-14	1-2-61
Bluebonnet	Georgia Tech	W 14-10	12-22-62
Sugar	Florida	W 20-18	1-1-66
Gator	Alabama	W 35-10	12-28-68
Orange	Penn State	L 10-3	1-1-70
Fiesta	Arizona State	L 49-35	12-23-72
Sun	Auburn	W 34-17	12-29-73
Liberty	LSU	W 20-15	12-23-78
Hall of Fame	South Carolina	W 24-14	12-29-79
Liberty	Purdue	L 28-25	12-27-80
Tangerine	S. Mississippi	W 19-17	12-19-81
Holiday	Brigham Young	L 21-17	12-23-83
Holiday	Colorado State	L 35-24	12-29-97
Insight.com	West Virginia	W 34-31	12-26-98
Independence	Arkansas	L 27-14	12-31-03
Independence	South Carolina	W 38-31	12-30-05
Sun	Oregon State	L 39-38	12-29-06
Cotton	Arkansas	W 38-7	1-1-08
Alamo	Northwestern	W 30-23 (OT)	12-29-08
Texas	Navy	L 35-13	12-31-09
Insight	Iowa	L 27-24	12-28-10
Independence	North Carolina	W 41-24	12-26-11
Cotton	Oklahoma State	W 41-31	1-3-14
Citrus	Minnesota	W 33-17	1-1-15

WILL MUSCHAMP



DR. HARRIS PASTIDES
President
(SUNY Albany, '71)



RAY TANNER
Athletics Director
(North Carolina State, '80)



DR. VALINDA LITTLEFIELD
Faculty Representative
(North Carolina Central, '87)



WILL MUSCHAMP
Head Football Coach
(Georgia, '94)

HOMETOWN: Rome, Ga.

ALMA MATER: University of Georgia

PLAYING CAREER: 1989-93

COACHING EXPERIENCE: 2016 South Carolina Head Coach; 2015 Auburn Defensive Coord.; 2011-14 Florida Head Coach; 2008-10 Texas DC/Linebackers; 2006-07 Auburn DC/Defensive Backs; 2005 Miami (NFL) AHC/Defense; 2001-04 LSU DC/Linebackers; 2000 Valdosta State DC/DBs; 1999 Eastern Kentucky Def. Backs; 1998 West Georgia Def. Backs; 1995-96 Auburn Graduate Assistant

COACHING ACHIEVEMENTS: Will Muschamp begins his second season directing the Gamecocks' football fortunes. Muschamp was introduced as the University of South Carolina's 34th head football coach on December 7, 2015. In his first season in Columbia, Muschamp guided the Gamecocks to a 6-7 mark and a spot in the Birmingham Bowl. The Gamecocks doubled their win total from the previous season while increasing their SEC wins from one to three. The Gamecocks started as many true freshman (7) as any school in the country, and were the only Division I school to have true freshmen lead the team in both passing (Jake Bentley) and rushing (Rico Dowdle). Seventy-six of the Gamecocks' 113-man Birmingham Bowl roster (67.3 percent) were either freshmen or sophomores in Muschamp's first campaign.

Regarded as an outstanding defensive mind, Muschamp is a 22-year coaching veteran, including 14 years in the Southeastern Conference. In five seasons as a head coach, all in the SEC, Muschamp owns a 34-28 record, a .548 winning percentage. His previous head coaching experience came at the University of Florida where he posted a 28-21 record from 2011-14. He led the Gators to three bowl games in his four seasons in Gainesville and was recognized as the SEC Coach of the Year in 2012 after guiding Florida to an 11-2 record and a Top-10 finish.

As an assistant coach, the Rome, Ga., native has worked in two national championship games (2003 and 2009), winning with LSU in 2003, and coached in a pair of BCS bowl games following the 2008 and 2012 seasons. He has coached in three conference championship games, twice in the SEC and once in the Big 12, winning all three. He was a finalist for the 2007 Broyles Award presented to the nation's top assistant coach.

BORN: August 3, 1971

WIFE: Carol Davis Muschamp

CHILDREN: Jackson, Whit

GAMECOCKS 2017

Sept. 2	vs. NC State (Charlotte)
Sept. 9	at Missouri**
Sept. 16	KENTUCKY**
Sept. 23	LOUISIANA TECH
Sept. 30	at Texas A&M**
Oct. 7	ARKANSAS**
Oct. 14	at Tennessee**
Oct. 21	Open date
Oct. 28	VANDERBILT**
Nov. 4	at Georgia**
Nov. 11	FLORIDA**
Nov. 18	WOFFORD
Nov. 25	CLEMSON

**SEC Game

Bold denotes home game

ASSISTANT COACHES

BOBBY BENTLEY (Presbyterian, '90) Running Backs – 2nd Year

ERIC WOLFORD (Kansas State, '94) Offensive Line – 1st Year

COLEMAN HUTZLER (Middlebury, '06) Special Teams Coordinator – 2nd Year

BRYAN McCLENDON (Georgia, '05) Co-Offensive Coordinator/Wide Receivers – 2nd Year

MIKE PETERSON (Florida, '13) Outside Linebackers – 2nd Year

TRAVARIS ROBINSON (Auburn, '07) Defensive Coordinator/Defensive Backs – 2nd Year

KURT ROPER (Rice, '95) Co-Offensive Coordinator/Quarterbacks – 2nd Year

LANCE THOMPSON (The Citadel, '87) Assistant Head Coach-Defense/Defensive Line – 2nd Year

PAT WASHINGTON (Auburn, '87) Tight Ends – 2nd Year

SUPPORT STAFF

JEFF DILLMAN (Appalachian State, '01) Director – Strength & Conditioning

ROBBIE LILES (South Carolina, '01) Director – Football Operations

MATT LINDSAY (Alabama, '13) Director – Player Personnel

KRISTIN COGGIN (Tennessee, '12) Director – Football Nutrition

CHARLES JACKSON JR. (South Carolina State, '03) Director – Player Dev.

JESSICA JACKSON (Alabama, '14) Director – On-Campus Recruiting

JOE LISLE (Middle Tennessee State, '90) Assistant AD – Video Operations

KRISTIN SHEETZ (South Carolina, '15) Director – External Comm.

LARRY WATERS (Mississippi State, '10) Director – Football Equipment Op.

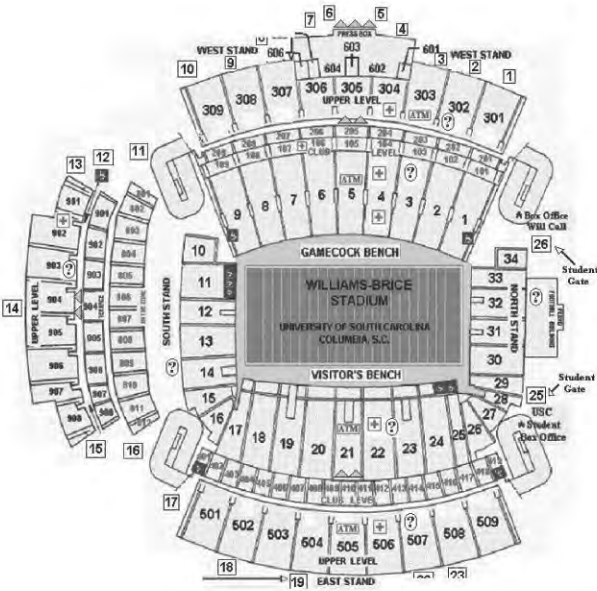
CLYDE WRENN (North Carolina State, '65) Director – H.S. Relations

CLINT HAGGARD (Georgia, '02) Head Football Athletic Trainer

UNIVERSITY OF SOUTH CAROLINA



2017 FOOTBALL



YEAR-BY-YEAR

Year	School	Conf.	Pct.	All	Pct.	Bowl
2011	Florida	3-5	.375	7-6	.538	Gator
2012	Florida	7-1	.875	11-2	.846	Sugar
2013	Florida	3-5	.375	4-8	.333	
2014	Florida	4-4	.500	6-5	.545	
2016	South Carolina	3-5	.375	6-7	.462	Birmingham
TOTALS		20-20	.500	34-28	.548	5 Years
Florida Record		17-15	.531	28-21	.571	4 Years
South Carolina Record		3-5	.375	6-7	.462	1 Year

BOWL RECORD: 1-2 .333

GAMECOCKS 2017 QUICK FACTS

LOCATION: Columbia, South Carolina

FOUNDED: 1801

ENROLLMENT: 34,099

NICKNAME: Gamecocks

COLORS: Garnet (PMS 202C) and Black

STADIUM: Williams-Brice (80,250)

PLAYING SURFACE: Natural Grass

FIRST GAME: Oct. 3, 1934 – South Carolina 22, VMI 6

HOME RECORD: 288-187-14

HOME ATTENDANCE: 538,411 (76,920 avg./95.85% Capacity)

ALL-TIME RECORD: 592-569-44

2016 RECORD: 6-7

2016 SEC RECORD/FINISH: 3-5 (t5th East)

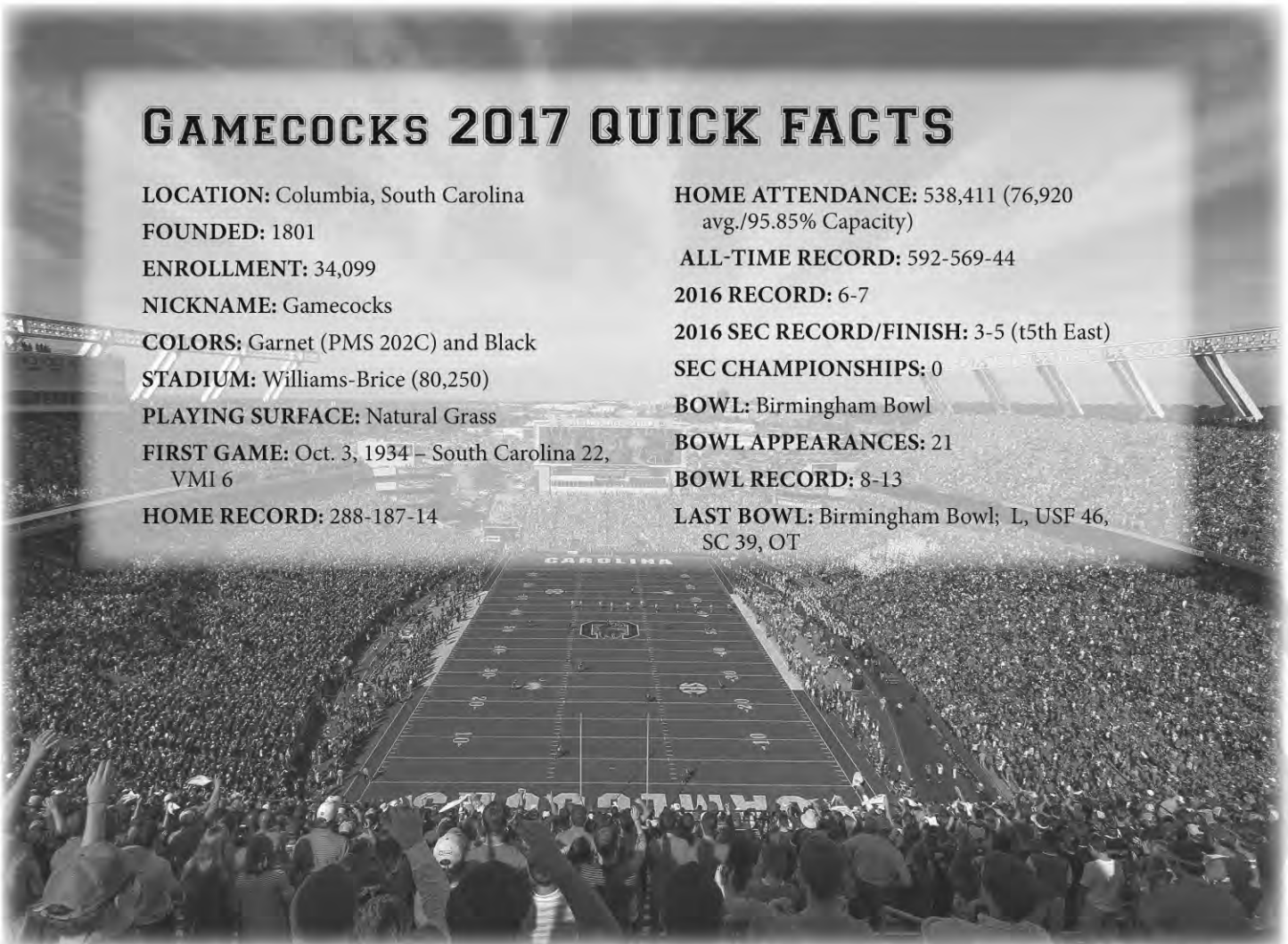
SEC CHAMPIONSHIPS: 0

BOWL: Birmingham Bowl

BOWL APPEARANCES: 21

BOWL RECORD: 8-13

LAST BOWL: Birmingham Bowl; L, USF 46, SC 39, OT



RETURNING OFFENSIVE STARTERS

No.	Name	POS	CLASS	HT	WT	EXP	Hometown/High/Last School
78	Zack Bailey	OT	JR	6-6	311	2L	Summerville, S.C. (Summerville)
19	Jake Bentley	QB	SO	6-3	220	1L	Opelika, Ala. (Opelika)
3	K.C. Crosby	TE	JR	6-1	230	2L	Bamberg, S.C. (Bamberg-Ehrhardt)
5	Rico Dowdle	RB	SO	5-11	220	1L	Asheville, N.C. (A.C. Reynolds)
89	Bryan Edwards	WR	SO	6-3	215	1L	Conway, S.C. (Conway)
51	Cory Helms	OG	SR	6-4	309	1L	Alpharetta, Ga. (Milton/Wake Forest)
81	Hayden Hurst	TE	JR	6-5	253	2L	Jacksonville, Fla. (The Bolles School)
70	Alan Knott	OC	SR	6-4	290	3L	Tyrone, Ga. (Sandy Creek)
1	Deebo Samuel	WR	JR	6-0	215	2L	Inman, S.C. (Chapman)
77	Malik Young	OT	JR	6-3	303	1L	Pelzer, S.C. (Woodmont)

RETURNING DEFENSIVE STARTERS

No.	Name	POS	CLASS	HT	WT	EXP	Hometown/High/Last School
4	Bryson Allen-Williams	LB	SR	6-0	230	3L	Ellenwood, Ga. (Cedar Grove)
93	Ulric Jones	DT	SR	6-5	312	1L	Oxford, Ala. (Oxford/Butler C.C.)
7	JaMarcus King	CB	SR	6-2	186	1L	Mobile, Ala. (Blount/Coffeyville C.C.)
3	Chris Lammons	CB	SR	5-10	190	3L	Lauderhill, Fla., (Plantation)
24	D.J. Smith	S	SR	5-11	198	3L	Marietta, Ga. (Walton)
90	Taylor Stallworth	DT	SR	6-2	305	3L	Mobile, Ala. (Murphy)

STARTERS LOST

No.	Name	POS	CLASS	HT	WT	EXP	Hometown/High/Last School
74	Mason Zandi	OT	Sr.	6-9	315	4L	Chapin, S.C. (Chapin)
5	Darius English	DE	SR	6-6	245	4L	Powder Springs, Ga. (McEachern)
11	T.J. Holloman	LB	SR	6-2	230	4L	Stone Mountain, Ga. (St. Pius X)
8	Marquavius Lewis	DE	SR	6-3	270	2L	Greenwood, S.C. (Greenwood/Hutchinson C.C.)
6	Chris Moody	S	SR	6-1	220	4L	McDonough, Ga. (Henry County)
28	Jonathan Walton	LB	SR	6-0	230	4L	Daphne, Ala. (Bayside Academy)
29	Elliott Fry	PK	SR	6-0	170	4L	Frisco, Texas (Prince of Peace Christian)
13	Sean Kelly	P	SR	5-10	190	2L	Oakland, Fla. (West Orange/FAU)

RETURNING STATISTICAL LEADERS

RUSHING:					ATT	YARDS	AVG	TDS		
Rico Dowdle	133	764	5.7	6						
A.J. Turner	116	497	4.3	3						
PASSING:					ATT	COMP	INT	TDS	YARDS	PCT
Jake Bentley	190	125	4	9	1420	65.8				
RECEIVING:					REC	YARDS	AVG.	AVG/GAME	TDS	
Deebo Samuel	59	783	13.3	78.3	1					
Hayden Hurst	48	616	12.8	47.4	1					
Bryan Edwards	44	590	13.4	49.2	4					
TACKLES:					TOTAL	SOLO	ASST	INT	SACKS	TFL-YDS
D.J. Smith	80	62	18	1	0.0-0	3.0-7				
Bryson Allen-Williams	75	46	29	2	2.0-20	8.5-38				
JaMarcus King	56	51	5	3	0.0-0	3.0-10				
Chris Lammons	53	36	17	3	1.0-10	4.0-20				

2016 RESULTS

6-7 Overall • 3-5 SEC
Home: 5-2 Away: 1-4 Neutral: 0-1 vs. Top 25: 1-4

Sept. 1	at Vanderbilt*	30,304	W, 13-10
Sept. 10	at Mississippi State*	57,763	L, 14-27
Sept. 17	East Carolina	80,384	W, 20-15
Sept. 24	at Kentucky*	51,702	L, 10-17
Oct. 1	TEXAS A&M* (9/10)	78,245	L, 13-24
Oct. 8	GEORGIA* (rv/rv)	77,221	L, 14-28
Oct. 22	MASSACHUSETTS]	73,428	W, 34-28
Oct. 29	TENNESSEE* (18/18)	78,696	W, 24-21
Nov. 5	MISSOURI*	73,817	W, 31-21
Nov. 12	at Florida*	89,614	L, 7-20
Nov. 19	WESTERN CAROLINA	76,650	W, 44-31
Nov. 26	at Clemson (4/3)	81,542	L, 7-56
Dec. 29	vs. USF (25/22)	31,229	L, 39-46 [OT]

*SEC Game
[AP/Coaches] – Denotes team ranking at the time of the game;
(AP/Coaches) – Denotes opponent ranking at the time of the game

SOUTH CAROLINA TEAM INFORMATION

BASIC OFFENSE: Multiple
BASIC DEFENSE: 4-3

LETTERMEN RETURNING: 42

OFFENSE: 22
DEFENSE: 18
SPECIALTY: 2

LETTERMEN LOST: 26

OFFENSE: 10
DEFENSE: 13
SPECIALTY: 3

STARTERS RETURNING: 16

OFFENSE: 10
DEFENSE: 6
SPECIALTY: 0

STARTERS LOST: 8

OFFENSE: 1
DEFENSE: 5
SPECIALTY: 2

NOTE: Specialists include punter and place-kicker only.

JAKE BENTLEY

Sophomore • QB • 6-3 • 220 • Opelika, Ala.



- Started each of the final seven games of the 2016 season, completing 65.8 percent of his passes for 1,420 yards.
- Shared Steve Wadiak MVP honors with Deebo Samuel.
- Set the school record for bowl games and Birmingham Bowl records for passes completed (32), yards passing (390) and total offense (381 against USEF).
- Named the South Carolina Male New Student-Athlete of the Year.
- Became the first Carolina true freshman quarterback to win his first three starts since Steve Taneyhill in 1992.

HAYDEN HURST

Junior • TE • 6-5 • 250 • Jacksonville, Fla.



- Selected as a permanent team captain in 2016, becoming the first sophomore in school history to earn that distinction.
- Named the Dr. Harris Pastides Outstanding Student-Athlete Representative at the 2017 Garnet & Black Spring Game.
- Set Carolina single-season records for catches (48) and yards receiving (616) by a tight end in 2016.
- Named to the 2017 preseason first-team All-SEC squad by Athlon Sports.
- Is a former professional baseball player who came to South Carolina as a walk-on.

SKAI MOORE

Senior • LB • 6-2 • 218 • Cooper City, Fla.



- Returns to the field in 2017 after missing the 2016 campaign with a neck injury.
- Most decorated player on the roster who was a second-team All-SEC selection in 2015 by both the AP and the league's coaches.
- Led the team in tackles in three-consecutive seasons from 2013-15, becoming the first Gamecock to do so since Tony Watkins from 1992-94.
- Owns 11 career interceptions, including a trio of two-interception games, just three shy of Bo Davies' school record of 14.

DEEBO SAMUEL

Junior • WR • 6-0 • 215 • Inman, S.C.



- Named preseason first-team All-SEC as an all-purpose back and second-team as a kick returner by Athlon Sports.
- Top returning receiver on the squad with 71 career catches for 944 yards.
- Has scored nine career touchdowns – six on the ground, two receiving and one kickoff return.
- Tied the school's single-game record with 14 receptions and set Birmingham Bowl records with 14 catches for 190 yards against USEF.
- Shared the Steve Wadiak MVP Award with Jake Bentley, was the Steve Spurrier Award winner as the Offense's MVP and was selected as the Most Explosive Player on offense by his teammates following the 2016 season.

2017 ALPHABETICAL ROSTER

No.	Name	POS	CL	HT	WT	EXP	Hometown
4	Bryson Allen-Williams	LB	6-0	230	SR	3L	Ellenwood, Ga.
85	Michael Almond	K/P	6-3	229	SO	1L	North Augusta, S.C.
45	Ben Asbury	LS	5-10	210	JR	SQ	Atlanta, Ga.
40	Jacob August	TE	6-6	258	JR	2L	Columbia, S.C.
78	Zack Bailey	OL	6-6	311	JR	2L	Summerville, S.C.
7	Korey Banks	WR	5-11	187	SO	1L	Tyrone, Ga.
90	Wyman Baxley	LS	6-2	222	FR	RS	Athens, Ga.
19	Jake Bentley	QB	6-3	220	SO	1L	Opelika, Ala.
91	Shameik Blackshear	DL	6-4	260	SO	1L	Bluffton, S.C.
52	Jajuan Blankenship	DL	6-0	271	FR	RS	Anderson, S.C.
54	Davonne Bowen	LB	6-1	218	FR	HS	Simpsonville, S.C.
33	Zay Brown	DB	5-11	194	FR	HS	Athens, Ga.
6	T.J. Brunson	LB	6-1	230	SO	1L	Columbia, S.C.
63	Blake Camper	OL	6-8	310	JR	2L	Virginia Beach, Va.
73	Summie Carlay	OL	6-5	281	FR	HS	Laurens, S.C.
75	Jordon Carty	OL	6-7	299	FR	HS	Lauderdale Lakes, Fla.
12	Kaleb Chalmers	DB	5-10	181	SO	JC	Greenwood, S.C.
17	Javon Charleston	DB	6-0	189	SO	1L	Gurnee, Ill.
20	Joseph Charlton	K/P	6-5	190	SO	SQ	Columbia, S.C.
22	Austin Connor	WR	6-0	180	FR	HS	Irmo, S.C.
3	K.C. Crosby	TE	6-1	242	JR	2L	Bamberg, S.C.
74	Dennis Daley	OL	6-6	330	JR	JC	Columbia, S.C.
8	Randreous Davis	WR	5-10	186	FR	RS	Atlanta, Ga.
35	Stephen Davis Jr.	RB	6-3	206	FR	RS	Irmo, S.C.
83	Chavis Dawkins	WR	6-2	212	SO	1L	Duncan, S.C.
34	Mon Denson	RB	5-10	209	SO	SQ	LaGrange, Ga.
79	Trey Derouen	OL	6-3	305	SO	1L	Lilburn, Ga.
26	Jaylin Dickerson	DB	6-1	188	FR	HS	Southern Pines, N.C.
85	Devin Dingle	WR	5-10	167	SO	SQ	Summerville, S.C.
4	Darius Douglas	QB	5-11	185	FR	HS	Moncks Corner, S.C.
71	Eric Douglas	OL	6-4	308	FR	HS	Charlotte, N.C.
5	Rico Dowdle	RB	5-11	220	SO	1L	Asheville, N.C.
61	Javion Duncan	DL	6-0	270	JR	SQ	Simpsonville, S.C.
45	Spencer Eason-Riddle	LB	5-11	219	FR	RS	Raleigh, N.C.
89	Bryan Edwards	WR	6-3	215	SO	1L	Conway, S.C.
68	Nicholas Edwards	OL	6-6	280	FR	HS	Centralia, Wash.
60	Chandler Farrell	OL	6-2	292	FR	RS	Summerville, S.C.
35	Daniel Fennell	DL	6-3	244	SO	1L	Loganville, Ga.
16	Rashad Fenton	DB	5-10	184	JR	2L	Miami, Fla.
47	Jaylan Foster	DB	5-11	190	SO	TR	Duncan, S.C.
24	Garrett Frederick	WR	5-11	177	FR	RS	Plano, Texas
36	C.J. Freeman	RB	5-11	210	FR	RS	Greensboro, N.C.
46	Harrison Freeman	LS	6-4	224	FR	RS	Raleigh, N.C.
50	Griffin Gentry	DL	6-1	262	FR	RS	Birmingham, Ala.
80	Shemar Glenn	WR	6-1	170	SO	SQ	Union, S.C.
6	Terry Googer	WR	6-4	217	JR	2L	Atlanta, Ga.
17	Danny Gordon	QB	6-0	211	JR	SQ	Worthington, Ohio
34	Scott Grant	DB	5-10	192	JR	SQ	Laurens, S.C.
67	Ryan Green	OL	6-3	289	SO	SQ	James Island, S.C.
44	Sherrrod Greene	LB	6-1	223	FR	HS	Rocky Mount, N.C.
16	Bailey Hart	QB	6-2	179	FR	RS	Mount Pleasant, S.C.
51	Cory Helms	OL	6-4	309	SR	1L	Alpharetta, Ga.
82	Evan Hinson	TE	6-4	240	FR	RS	Deltona, Fla.
81	Hayden Hurst	TE	6-5	250	JR	2L	Jacksonville, Fla.

No.	Name	POS	CL	HT	WT	EXP	Hometown
50	Sadarius Hutcherson	OL	6-4	316	FR	RS	Huntingdon, Tenn.
28	Tayvn Jackson	DB	5-10	174	FR	HS	Tallahassee, Fla.
41	Caleb Jenerette	TE	6-2	200	FR	HS	Aynor, S.C.
19	Brad Johnson	DL	6-2	225	FR	HS	Pendleton, S.C.
61	Cameron Johnson	OL	6-6	305	FR	RS	Bennettsville, S.C.
93	Ulric Jones	DL	6-5	312	SR	1L	Oxford, Ala.
7	JaMarcus King	DB	6-2	186	SR	1L	Mobile, Ala.
32	Caleb Kinlaw	RB	5-11	202	JR	JC	Goose Creek, S.C.
99	Javon Kinlaw	DL	6-6	326	SO	JC	Charleston, S.C.
70	Alan Knott	OL	6-4	290	SR	3L	Tyrone, Ga.
3	Chris Lammons	DB	5-10	190	SR	3L	Lauderhill, Fla.
53	Mitch Langford	LB	5-10	215	JR	TR	Richburg, S.C.
84	Kyle Markway	TE	6-5	250	SO	1L	St. Louis, Mo.
36	Sean McGonigal	LB	6-2	205	FR	HS	Myrtle Beach, S.C.
48	Nick McGriff	LS	6-0	220	JR	1L	Gainesville, Fla.
22	Steven Montac	DB	5-11	181	JR	1L	Covington, Ga.
10	Skai Moore	LB	6-2	218	SR	3L	Cooper City, Fla.
9	Keisean Nixon	DB	5-10	192	JR	JC	Compton, Calif.
69	D.J. Park	OL	6-4	337	SR	3L	Dillon, S.C.
55	Christian Pellige	OL	6-6	296	SO	1L	Brooksville, Fla.
87	Kiel Pollard	TE	6-0	240	SO	1L	Moultrie, Ga.
66	Will Putnam	OL	6-5	299	FR	RS	Harrisburg, N.C.
88	Will Register	TE	6-4	245	FR	HS	Chapin, S.C.
76	Jordan Rhodes	OL	6-5	318	FR	HS	Fairburn, Ga.
1	Deebo Samuel	WR	6-0	215	JR	2L	Inman, S.C.
95	Dante Sawyer	DL	6-3	275	SR	2L	Suwanee, Ga.
12	Michael Scarnecchia	QB	6-4	209	JR	SQ	Fleming Island, Fla.
40	Jason Senn	DB	5-8	182	SO	SQ	Beaufort, S.C.
32	Brett Shore	LB	5-11	214	SR	SQ	Irmo, S.C.
39	Demetrius Smalls	DB	5-9	174	SR	SQ	Bluffton, S.C.
31	Chris Smith	DB	5-10	180	FR	RS	Rock Hill, S.C.
24	D.J. Smith	DB	5-11	198	SR	3L	Marietta, Ga.
97	Kobe Smith	DL	6-2	286	SO	1L	Lawrenceville, Ga.
49	Matthew Smith	LS	6-1	205	FR	HS	Roswell, Ga.
18	OrTre Smith	WR	6-4	219	FR	HS	Mount Pleasant, S.C.
13	Shi Smith	WR	5-10	179	FR	HS	Union, S.C.
90	Taylor Stallworth	DL	6-2	305	SR	3L	Mobile, Ala.
30	Damani Staley	LB	6-1	210	FR	HS	Columbia, S.C.
72	Donell Stanley	OL	6-4	317	JR	1L	Floydale, S.C.
15	Aaron Sterling	DL	6-1	240	FR	HS	Atlanta, Ga.
86	Chad Terrell	WR	6-3	212	FR	HS	Bogue Chitto, Miss.
5	Keir Thomas	DL	6-2	262	SO	1L	Miami, Fla.
96	Aaron Thompson	DL	6-3	297	FR	RS	Fort Lauderdale, Fla.
11	Eldridge Thompson	LB	6-1	215	JR	JC	Houston, Texas
25	A.J. Turner	RB	5-10	184	SO	1L	Clifton, Va.
10	Jay Urich	QB	6-4	194	FR	HS	Greenville, S.C.
9	Jerad Washington	WR	5-8	171	SO	SQ	Jacksonville, Fla.
94	M.J. Webb	DL	6-3	290	FR	HS	Rutledge, Ga.
43	Parker White	K/P	6-4	195	FR	HS	Mount Pleasant, S.C.
29	Antoine Wilder	LB	5-10	190	SO	1L	Riverdale, Ga.
21	Jamyst Williams	DB	5-9	175	FR	HS	Dacula, Ga.
27	Ty'Son Williams	RB	6-0	215	SO	SQ	Sumter, S.C.
8	D.J. Wonnum	DL	6-4	251	SO	1L	Stone Mountain, Ga.
42	Alexander Woznick	PK	5-11	164	FR	RS	Greenville, S.C.
77	Malik Young	OL	6-3	303	JR	1L	Pelzer, S.C.

YEAR-BY-YEAR RECORDS

Year	Coach	SEC	SEC Finish	Overall	Bowls
1892	No Coach			0-1	
1893	No Team				
1894	No Coach			0-2	
1895	No Coach			2-1	
1896	W.H. Whaley			1-3	
1897	W. P. Murphy			0-3	
1898	W. Wertenbaker			1-2	
1899	I. O. Hunt			2-3	
1900	I. O. Hunt			4-3	
1901	R. W. Dickson			3-4	
1902	C. R. Williams			6-1	
1903	C. R. Williams			8-2	
1904	Christie Benet			5-2-1	
1905	Christie Benet			4-2-1	
1906	(Football banned by trustees)			-	
1907	Douglas McKay			3-0	
1908	Christie Benet			3-5-1	
1909	Christie Benet			2-6	
1910	John H. Neff			4-4	
1911	John H. Neff			1-4-2	
1912	N. B. Edgerton			5-2-1	
1913	N. B. Edgerton			4-3	
1914	N. B. Edgerton			5-5-1	
1915	N. B. Edgerton			5-3-1	
1916	Rice Warren			2-7	
1917	Dixon Foster			3-5	
1918	Frank Dobson			2-1-1	
1919	Dixon Foster			1-7-1	
1920	Sol Metzger			5-4	
1921	Sol Metzger			5-1-2	
1922	Sol Metzger			5-4	
1923	Sol Metzger			4-6	
1924	Sol Metzger			7-3	
1925	Branch Bocoock			7-3	
1926	Branch Bocoock			6-4	
1927	Harry Lightsey			4-5	
1928	Billy Laval			6-2-2	
1929	Billy Laval			6-5	
1930	Billy Laval			6-4	
1931	Billy Laval			5-4-1	
1932	Billy Laval			5-4-2	
1933	Billy Laval			6-3-1	-
1934	Billy Laval			5-4	-
1935	Don McCallister			3-7	-
1936	Don McCallister			5-7	-
1937	Don McCallister			5-6-1	-
1938	Rex Enright			6-4-1	-
1939	Rex Enright			3-6-1	-
1940	Rex Enright			3-6	-
1941	Rex Enright			4-4-1	-
1942	Rex Enright			1-7-1	-
1943	J. P. Moran			5-2	-
1944	William Newton			3-4-2	-
1945	Johnnie McMillan			2-4-3	Gator
1946	Rex Enright			5-3	-
1947	Rex Enright			6-2-1	-
1948	Rex Enright			3-5	-
1949	Rex Enright			4-6	-
1950	Rex Enright			3-4-2	-
1951	Rex Enright			5-4	-
1952	Rex Enright			5-5	-
1953	Rex Enright			7-3	-
1954	Rex Enright			6-4	-
1955	Rex Enright			3-6	-
1956	Warren Giese			7-3	-
1957	Warren Giese			5-5	-
1958	Warren Giese			7-3	-
1959	Warren Giese			6-4	-
1960	Warren Giese			3-6-1	-
1961	Marvin Bass			4-6	-
1962	Marvin Bass			4-5-1	-
1963	Marvin Bass			1-8-1	-
1964	Marvin Bass			3-5-2	-
1965	Marvin Bass			5-5	-
1966	Paul Dietzel			1-9	-
1967	Paul Dietzel			5-5	-

Year	Coach	SEC	SEC Finish	Overall	Bowls
1968	Paul Dietzel			4-6	-
1969	Paul Dietzel			7-4	Peach
1970	Paul Dietzel			4-6-1	-
1971	Paul Dietzel			6-5	-
1972	Paul Dietzel			4-7	-
1973	Paul Dietzel			7-4	-
1974	Paul Dietzel			4-7	-
1975	Jim Carlen			7-5	Tangerine
1976	Jim Carlen			6-5	-
1977	Jim Carlen			5-7	-
1978	Jim Carlen			5-5-1	-
1979	Jim Carlen			8-4	Hall of Fame
1980	Jim Carlen			8-4	Gator
1981	Jim Carlen			6-6	-
1982	Richard Bell			4-7	-
1983	Joe Morrison			5-6	-
1984	Joe Morrison			10-2	Gator
1985	Joe Morrison			5-6	-
1986	Joe Morrison			3-6-2	-
1987	Joe Morrison			8-4	Gator
1988	Joe Morrison			8-4	Liberty
1989	Sparky Woods			6-4-1	-
1990	Sparky Woods			6-5	-
1991	Sparky Woods			3-6-2	-
1992	Sparky Woods	3-5	4-E	5-6	-
1993	Sparky Woods	#3-5	T4-E	#5-6	-
1994	Brad Scott	3-5	3-E	7-5	Carquest
1995	Brad Scott	2-5-1	4-E	4-6-1	-
1996	Brad Scott	4-4	3-E	6-5	-
1997	Brad Scot	3-5	4-E	5-6	-
1998	Brad Scott	0-8	6-E	1-10	-
1999	Lou Holtz	0-8	6-E	0-11	-
2000	Lou Holtz	5-3	T2-E	8-4	Outback
2001	Lou Holtz	5-3	3-E	9-3	Outback
2002	Lou Holtz	3-5	4-E	5-7	-
2003	Lou Holtz	2-6	4-E	5-7	-
2004	Lou Holtz	4-4	T3-E	6-5	-
2005	Steve Spurrier	5-3	T2-E	7-5	Independence
2006	Steve Spurrier	3-5	5-E	8-5	Liberty
2007	Steve Spurrier	3-5	T4-E	6-6	-
2008	Steve Spurrier	4-4	T3-E	7-6	Outback
2009	Steve Spurrier	3-5	T4-E	7-6	Papajohns.com
2010	Steve Spurrier	5-3	1-E	9-5	Chick-fil-A
2011	Steve Spurrier	6-2	2-E	11-2	Capital One
2012	Steve Spurrier	6-2	3-E	11-2	Outback
2013	Steve Spurrier	6-2	2-E	11-2	Capital One
2014	Steve Spurrier	3-5	T4-E	7-6	Independence
2015	Steve Spurrier/ Shawn Elliott	1-7	T6-E	3-9	-
2016	Will Muschamp	3-5	T5-E	6-7	Birmingham

Includes game forfeited to South Carolina

BOWL RESULTS 8-13

Bowl	Opponent	Result	Date
Gator	Wake Forest	L 14-26	1-1-46
Peach	West Virginia	L 3-14	12-30-69
Tangerine	Miami-Ohio	L 7-20	12-20-75
Hall of Fame	Missouri	L 14-24	12-29-79
Gator	Pittsburgh	L 9-37	12-29-80
Gator	Oklahoma State	L 14-21	12-28-84
Gator	LSU	L 13-30	12-31-87
Liberty	Indiana	L 10-34	12-28-88
Carquest	West Virginia	W 24-21	1-2-95
Outback	Ohio State	W 24-7	1-1-01
Outback	Ohio State	W 31-28	1-1-02
Independence	Missouri	L 31-38	12-30-05
Liberty	Houston	W 44-36	12-29-06
Outback	Iowa	L 10-31	1-1-09
Papajohns.com	Connecticut	L 7-20	1-2-10
Chick-fil-A	Florida State	L 17-26	12-31-10
Capital One	Nebraska	W 30-13	1-2-12
Outback	Michigan	W 33-28	1-1-13
Capital One	Wisconsin	W 34-24	1-1-14
Independence	Miami	W 24-21	12-27-14
Birmingham	USF	L 39-46 OT	12-29-16

BUTCH JONES



DR. BEVERLY DAVENPORT
Chancellor
(Western Kentucky '77)

JOHN CURRIE
Athletics Director
(Wake Forest, 1993)

DR. DONALD BRUCE
Faculty Representative
(Drew, '94)

BUTCH JONES
Head Football Coach
(Ferris State, '90)

VOLUNTEERS 2017

Sept. 4 (Mon.)	vs. Georgia Tech (Atlanta)
Sept. 9	INDIANA STATE
Sept. 16	at Florida**
Sept. 23	UMASS
Sept. 30	GEORGIA**
Oct. 7	Open date
Oct. 14	SOUTH CAROLINA**
Oct. 21	at Alabama**
Oct. 28	at Kentucky**
Nov. 4	SOUTHERN MISS**
Nov. 11	at Missouri**
Nov. 18	LSU**
Nov. 25	VANDERBILT**

**SEC Game ()
Bold denotes home game

HOMETOWN: Saugatuck, Mich.

ALMA MATER: Ferris State, 1990

PLAYING CAREER: Ferris State, two-year letterman

COACHING CAREER: 2012-present: Tennessee, head coach; 2010-12: Cincinnati, head coach; 2007-09: Central Michigan, head coach; 2005-06: West Virginia, wide receivers; 2004: Central Michigan, running backs; 2001-03: Central Michigan, offensive coordinator; 2000: Central Michigan, running backs; 1999: Central Michigan, wide receivers; 1998: Central Michigan, tight ends; 1996-97: Ferris State, offensive coordinator; 1995: Ferris State, running backs; 1993-94: Wilkes Univ, offensive coordinator; 1990-92: Rutgers, graduate assistant; 1987-89: Tampa Bay (NFL), intern

COACHING HONORS: Won at least eight games in six of his nine years as head coach, including four seasons of nine-plus wins in the last seven years (2009, 2011, 2012, 2015). Has won 10 or more games twice, finishing 11-2 at Central Michigan in 2009 and posting a 10-3 record and Top-25 final national ranking with Cincinnati in 2011. Won four conference championships in nine seasons as a head coach, including the Big East title in 2011 and 2012 with Cincinnati and the 2007 and 2009 Mid-Atlantic Conference titles at Central Michigan. Earned Big East Conference Coach of the Year honors from the league after his 10-win season with the Bearcats in 2011 and earned the same honor from CBSSports.com in 2012..

BORN: Jan. 17, 1968

WIFE: Barb

CHILDREN: Alex, Adam, Andrew

ASSISTANT COACHES

BRADY HOKE Associate Head Coach/Defensive Line (Ball State, '82) 1st year

LARRY SCOTT Offensive Coordinator/Tight Ends (South Florida, '00) 2nd year

BOB SHOOP Defensive Coordinator (Yale, '88) 2nd year

ROBERT GILLESPIE Assistant Head Coach/Running Backs/Recruiting Coordinator (Florida, '05) 5th year

CHARLTON WARREN Special Teams Coordinator/Defensive Backs (Air Force, '99) 1st year

TOMMY THIGPEN Defensive Run Game Coordinator/Linebackers (North Carolina, '93) 5th year

MIKE CANALES Quarterbacks (Utah State, '84) 1st year

KEVIN BEARD Wide Receivers (Miami, '03) 1st year

WALT WELLS Offensive Line (Belmont, '93) 1st year

SUPPORT STAFF

ROCK GULLICKSON Strength & Conditioning (Moorhead State, '78) 1st year

STEVE STRIPLING Director of Football Program Development (Colorado, '76) 5th year

BOB WELTON Director of Player Personnel (Adrian College '91) 5th year,

ERIC JOSEPHS Director of Recruiting (Wisconsin, '11) 2nd year

ROGER FRAZIER (Tennessee, '82) Equipment Manager 34th year

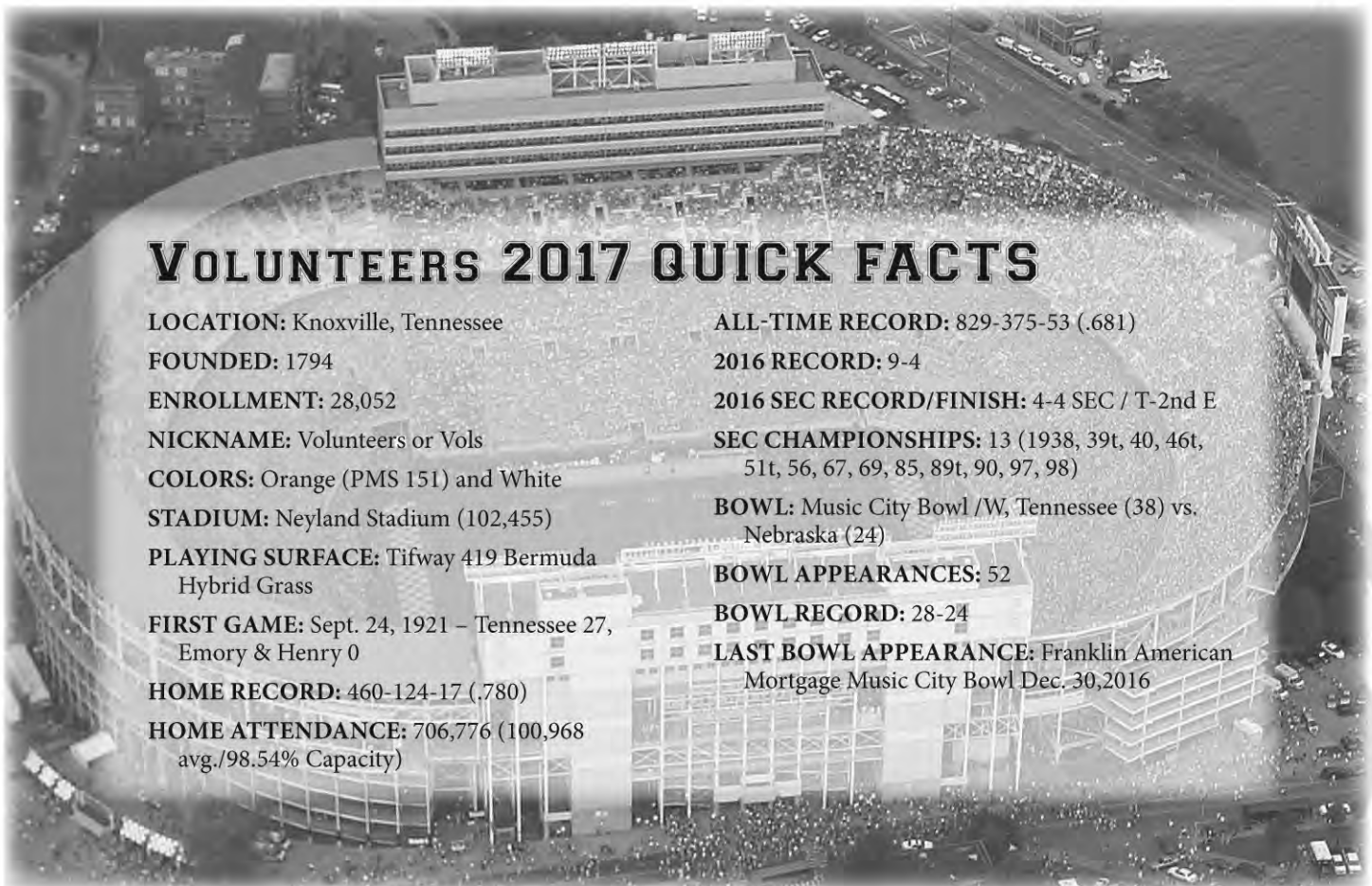
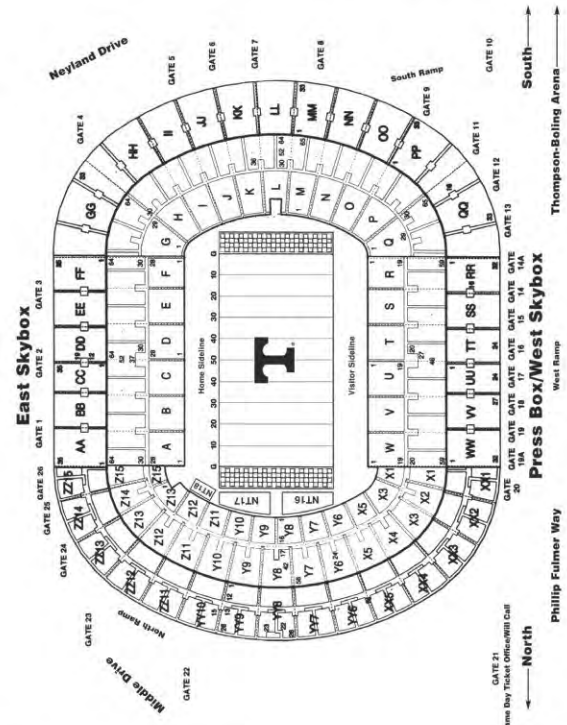
DR. CHRIS KLENCK (Purdue, '95) Team Physician 12th year



YEAR-BY-YEAR

Year	School	Conf.	Pct.	All	Pct.	Bowl
2007	Central Michigan	6-1	.857	8-6	.571	Motor City
2008	Central Michigan	6-2	.750	8-5	.615	Motor City
2009	Central Michigan	8-0	1.000	11-2	.846	GMAC
2010	Cincinnati	2-5	.286	4-8	.333	
2011	Cincinnati	5-2	.714	10-3	.769	Liberty
2012	Cincinnati	5-2	.714	9-3	.750	Belk
2013	Tennessee	2-6	.250	5-7	.417	
2014	Tennessee	3-5	.375	7-6	.538	TaxSlayer
2015	Tennessee	5-3	.625	9-4	.692	Outback
2016	Tennessee	4-4	.500	9-4	.692	Music City
TOTALS		46-30	.605	80-48	.625	10 Years
Tennessee Record		14-18	.438	30-21	.588	4 Years
Central Mich. Record		20-3	.870	27-13	.675	3 Years
Cincinnati Record		12-9	.571	23-14	.622	3 Years

BOWL RECORD: 4-2 .667



VOLUNTEERS 2017 QUICK FACTS

LOCATION: Knoxville, Tennessee

FOUNDED: 1794

ENROLLMENT: 28,052

NICKNAME: Volunteers or Vols

COLORS: Orange (PMS 151) and White

STADIUM: Neyland Stadium (102,455)

PLAYING SURFACE: Tifway 419 Bermuda Hybrid Grass

FIRST GAME: Sept. 24, 1921 – Tennessee 27, Emory & Henry 0

HOME RECORD: 460-124-17 (.780)

HOME ATTENDANCE: 706,776 (100,968 avg./98.54% Capacity)

ALL-TIME RECORD: 829-375-53 (.681)

2016 RECORD: 9-4

2016 SEC RECORD/FINISH: 4-4 SEC / T-2nd E

SEC CHAMPIONSHIPS: 13 (1938, 39t, 40, 46t, 51t, 56, 67, 69, 85, 89t, 90, 97, 98)

BOWL: Music City Bowl /W, Tennessee (38) vs. Nebraska (24)

BOWL APPEARANCES: 52

BOWL RECORD: 28-24

LAST BOWL APPEARANCE: Franklin American Mortgage Music City Bowl Dec. 30, 2016

RETURNING OFFENSIVE STARTERS

No.	Name	POS	CLASS	HT	WT	EXP	Hometown/Last School
63	Brett Kendrick	OL	R-Sr.	6-6	318	3L	Knoxville, Tenn./Christian Academy of Knoxville
15	Jauan Jennings	WR	Jr.	6-3	209	2L	Murfreesboro, Tenn./Blackman
51	Drew Richmond	OL	R-So.	6-5	309	1L	Memphis, Tenn./Memphis University School
75	Jashon Robertson	OL	Sr.	6-3	300	3L	Nashville, Tenn./Montgomery Bell Academy
25	Josh Smith	WR	R-Sr.	6-1	206	3L	Knoxville, Tenn./Christian Academy of Knoxville
55	Coleman Thomas	OL	Sr.	6-5	309	3L	Max Meadows, Va./Fort Chiswell
82	Ethan Wolf	TE	Sr.	6-6	258	3L	Minster, Ohio/Minster

RETURNING DEFENSIVE STARTERS

No.	Name	POS	CLASS	HT	WT	EXP	Hometown/Last School
22	Micah Abernathy	DB	Jr.	6-0	195	2L	Atlanta, Ga./Greater Atlanta Christian
7	Rashaan Gaulden	DB	R-Jr.	6-1	193	2L	Spring Hill, Tenn./Independence
24	Todd Kelly Jr.	DB	Sr.	5-11	200	3L	Knoxville, Tenn./Webb School
34	Darrin Kirkland Jr.	LB	Jr.	6-1	238	2L	Indianapolis, Ind./Lawrence Central
20	Cortez McDowell	LB	Sr.	6-0	228	3L	Locust Grove, Ga./Locust Grove
12	Emmanuel Moseley	DB	Sr.	5-11	184	3L	Greensboro, N.C./Dudley
39	Kendal Vickers	DT	R-Sr.	6-3	295	3L	Havelock, N.C./Havelock

STARTERS LOST

No.	Name	POS	CLASS	HT	WT	EXP	Hometown/Last School
9	Derek Barnett	DE	Jr.	6-3	265	3L	Nashville, Tenn./Brentwood Academy
11	Joshua Dobbs	QB	Sr.	6-3	210	4L	Alpharetta, Ga./Alpharetta
6	Alvin Kamara	RB	R-Jr.	5-10	215	2L	Norcross, Ga./Norcross/Alabama/Hutchinson CC
3	Josh Malone	WR	Jr.	6-3	200	3L	Gallatin, Tenn./Station Camp
95	Danny O'Brien	DL	R-Sr.	6-2	301	3L	Flint, Mich./Powers Catholic
23	Cameron Sutton	DB	Sr.	5-11	186	4L	Jonesboro, Ga./Jonesboro
50	Corey Vereen	DE	Sr.	6-2	249	4L	Winter Garden, Fla./West Orange
71	Dylan Wiesman	OL	Sr.	6-4	310	4L	Cincinnati, Ohio/Colerain

RETURNING STATISTICAL LEADERS

RUSHING:		ATT	YARDS	AVG	TDS		
John Kelly	98	630	6.4	5			
Tyler Byrd	8	63	7.9	0			
Carlin Fils-aime	14	58	4.1	2			
PASSING:		ATT	COMP	INT	TDS	YARDS	PCT
Quinten Dormady	17	11	0	0	148	64.7	
RECEIVING:		REC	YARDS	AVG.	AVG/GAME	TDS	
Jauan Jennings	40	580	14.5	44.6	7		
Ethan Wolf	21	239	11.5	18.4	2		
Tyler Byrd	15	209	13.9	16.1	0		
TACKLES:		TOTAL	SOLO	ASST	INT	SACKS	TFL-YDS
Todd Kelly Jr.	71	49	22	2/10	1.0/0	2.0/11	
Micah Abernathy	69	52	17	2/26	0/0	3.0/6	
Rashaan Gaulden	68	52	16	0/0	0/0	6.0/25	
Colton Jumper	61	37	24	1/0	0/0	4.0/7	
Emmanuel Moseley	57	44	13	0/0	0/0	3.5/12	
Cortez McDowell	54	32	22	1/18	0/0	4.0/5	

TENNESSEE TEAM INFORMATION

BASIC OFFENSE: Multiple
BASIC DEFENSE: 4-3 Base

LETTERMEN RETURNING: 49

OFFENSE: 23
DEFENSE: 24
SPECIALTY: 2

LETTERMEN LOST: 16

OFFENSE: 5
DEFENSE: 11
SPECIALTY: 0

STARTERS RETURNING: 16

OFFENSE: 7
DEFENSE: 7
SPECIALTY: 3

STARTERS LOST: 8

OFFENSE: 4
DEFENSE: 4
SPECIALTY: 0

NOTE: Specialists include punter and place-kicker only.

2016 RESULTS

9-4 Overall • 4-4 SEC

Home: 6-1 Away: 1-3 Neutral: 2-0 vs. Top 25: 3-2

Sept. 1	[9/10] APPALACHIAN STATE	100,074	W, 20-13 [OT]
Sept. 10	[17/14] vs. Virginia Tech	156,990	W, 45-24
Sept. 17	[15/15] OHIO	101,362	W, 28-19
Sept. 24	[14/12] FLORIDA* (19/16)	102,455	W, 38-28
Oct. 1	[11/11] at Georgia* (25/20)	92,746	W, 34-31
Oct. 8	[9/9] at Texas A&M* (8/7)	106,248	L, 38-45 [2OT]
Oct. 15	[9/11] ALABAMA* (1/1)	102,455	L, 10-49
Oct. 29	[18/18] at South Carolina*	78,696	L, 21-24
Nov. 5	[RV/RV] TENNESSEE TECH	98,343	W, 55-0
Nov. 12	[RV/RV] KENTUCKY*	101,075	W, 49-36
Nov. 19	[RV/RV] MISSOURI*	101,012	W, 63-37
Nov. 26	[24/24] at Vanderbilt*	38,108	L, 34-45
Dec. 30	[RV/RV] vs. Nebraska (24/21)	68,496	W, 38-24

Franklin American Mortgage Music City Bowl; Nashville, Tenn.

*SEC Game

[AP/Coaches] – Denotes team ranking at the time of the game;
(AP/Coaches) – Denotes opponent ranking at the time of the game

ALL-STAR CANDIDATES

TODD KELLY JR.

Senior • DB • 5-11 • 200 • Knoxville, Tenn



- Thrived in his first season as a full-time starter, leading the team in tackles with 71 stops (49 solo). Also recorded 1.0 sack, 2.0 tackles for loss two interceptions four passes defended and one forced fumble in 2016.
- Posted 79 tackles and six interceptions in his first two seasons while mainly coming off the bench for the Orange and White.
- Made a big fourth-quarter interception in the Vols' comeback win over Florida on Sept. 24.
- Had career performances in UT's SEC rivalry games, posting 10 tackles at Georgia on Oct. 1 and 11 versus Alabama on Oct. 15.
- Against Texas A&M last season, he made seven tackles and intercepted the ball on the first pass attempt of the game, giving him eight career interceptions (most on current roster).

JOHN KELLY

Junior • RB • 5-9 • 205 • Detroit, Mich.



- Enjoyed a breakout sophomore campaign, finishing second on the team with 630 rushing yards on 98 carries.
- Played in 12 games and rushed for 80 or more yards five times in 2016. He recorded five rushing touchdowns in 2016 and his 6.4 yards per carry led the team (min. 50 carries).
- Posted two games with over 100 rushing yards last season. He carried seven times for 103 yards and a touchdown against Tennessee Tech on Nov. 5 and had a career-high 18 carries for 101 yards and a score against Missouri on Nov. 19.
- Recorded the longest rush by a Vol since LaMarcus Coker's 87-yard TD vs. Vandy in 2006 with his 73-yard touchdown run vs. Tennessee Tech (11/5).
- Played a key role on UT's nation-leading special teams squad in 2015, recovering a fumble on kickoff coverage in the Vols' rally versus Georgia on Oct. 10.

DARRIN KIRKLAND JR.

Junior • LB • 6-1 • 238 • Indianapolis, Ind.



- Battled back from a high ankle sprain he suffered early in the 2016 season and went on to play in eight games, starting seven. He finished the year with 45 tackles (30 solo), 1.0 sack and 5.0 tackles for loss.
- Tied a career-high tackle count with nine (six solo) and had one tackle for loss in UT's win vs. Missouri last season.
- Played in all 13 games with 10 starts at middle linebacker as a true freshman in 2015, making 66 tackles (fourth on team) with 6.5 TFLs and 3.0 sacks, an interception and five quarterback hurries. His 66 tackles as a true freshman ranked second in the SEC last season and fourth in the Tennessee record books.
- Accumulated 111 tackles (73 solo), 4.0 sacks and 11.5 tackles for loss over 21 career games.
- Garnered an SEC-All Freshman Team selection in 2015.

JASHON ROBERTSON

Senior • OL • 6-3 • 300 • Nashville, Tenn.



- One of the Volunteer's most experienced offensive linemen with 35 career starts. He started 12 games in 2016 at left guard.
- Helped the Big Orange to 2,908 rushing yards, second most in school history, along with 422.3 yards per game as a sophomore in 2015.
- Started at left guard in UT's 49-36 win vs. Kentucky (11/12), helping pave the way for 599 yards of offense and 376 rushing yards (UT's most in an SEC game since 406 vs. Vanderbilt on Nov. 26, 1994).
- As a true freshman in 2014, he became the first UT player since current Miami Dolphin Ja'Wuan James to start his first collegiate game on the offensive line. He went on to start all 13 games for Tennessee at right guard.
- Earned 2016 Athlon Sports and Lindy's Sports Preseason First Team All-SEC honors in 2016. He was also named to ESPN's and Phil Steele's Freshman All-American Teams in 2014.

2017 ALPHABETICAL ROSTER

No.	Name	POS	HT	WT	CL	Hometown
22	Micah Abernathy	DB	6-0	203	JR	Atlanta, Ga.
97	Paul Bain	DL	6-5	290	RS JR	Powder Springs, Ga.
26	Terrell Bailey	DB	5-11	178	FR	Harvey, La.
17	Dillon Bates	LB	6-3	224	RS JR	Ponte Vedra Beach, Fla.
88	Brandon Benedict	DL	6-2	250	RS FR	Nashville, Tenn.
95	Kivon Bennett	DL	6-1	275	FR	Hollywood, Fla.
41	Elliott Berry	LB	5-11	206	SR	Fairburn, Ga.
29	Evan Berry	DB	5-11	205	SR	Fairburn, Ga.
35	Daniel Bituli	LB	6-3	240	SO	Antioch, Tenn.
48	Ja'Quain Blakely	LB	6-2	254	RS FR	Moultrie, Ga.
50	Venzell Boulware	OL	6-3	306	RS SO	Union City, Ga.
77	Devante Brooks	OL	6-5	282	RS FR	Bowie, Md.
84	James Brown	TE	6-3	222	FR	Orlando, Fla.
28	Baylen Buchanan	DB	5-11	185	SO	Lawrenceville, Ga.
23	La'Trell Bumphus	TE	6-3	258	FR	Savannah, Tenn.
56	Matthew Butler	DL	6-4	274	FR	Raleigh, N.C.
10	Tyler Byrd	WR	6-0	195	SO	Naples, Fla.
74	K'Rojhn Calbert	OL	6-5	316	FR	McMinnville, Tenn.
1	Marquez Callaway	WR	6-2	199	SO	Warner Robins, Ga.
96	Joey Cave	DL	6-5	295	RS FR	Knoxville, Tenn.
3	Ty Chandler	RB	5-11	195	FR	Nashville, Tenn.
30	Brent Cimaglia	PK	6-1	193	FR	Franklin, Tenn.
24	Trey Coleman	RB	5-11	214	FR	West Monroe, La.
86	Andrew Craig	TE	6-5	240	RS FR	Knoxville, Tenn.
27	Eric Crosby	DT	6-1	336	FR	Virginia Beach, Va.
93	Trevor Daniel	P	6-1	227	RS SR	Dickson, Tenn.
12	Quinten Dormady	QB	6-4	222	JR	Boerne, Texas
35	Taeler Dowdy	RB	6-1	185	SO	Murfreesboro, Tenn.
47	Joe Doyle	P	6-0	196	FR	Knoxville, Tenn.
79	Thomas Edwards	OL	6-4	315	RS SR	Kingsport, Tenn.
18	Princeton Fant	WR	6-3	216	FR	Nashville, Tenn.
87	Logan Fetzner	WR	5-9	182	RS JR	Cleveland, Tenn.
27	Carlin Fils-aime	RB	5-11	183	SO	Naples, Fla.
69	Brian Garvey	OL	6-4	290	RS FR	Brentwood, Tenn.
33	MaLeik Gatewood	DB	5-10	190	RS SO	Memphis, Tenn.
7	Rashaan Gaulden	DB	6-1	193	RS JR	Spring Hill, Tenn.
19	Jeff George	WR	6-6	198	RS SR	Leavenworth, Kan.
4	Maleik Gray	DB	6-2	191	FR	Laverne, Tenn.
2	Jarrett Guarantano	QB	6-4	200	RS FR	Lodi, N.J. Catholic
76	Chance Hall	OL	6-4	315	JR	Roanoke, Va.
31	D.J. Henderson	DB	6-1	183	RS JR	Lyman, S.C.
31	Parker Henry	H	6-1	187	RS JR	Hendersonville, Tenn.
40	Nick Humphrey	LB	6-1	205	FR	Monroe, Mich.
23	Will Ignont	LB	6-1	228	FR	Huntsville, Ala.
10	Theo Jackson	DB	6-1	178	FR	Nashville, Tenn.
15	Jauan Jennings	WR	6-3	209	JR	Murfreesboro, Tenn.
98	Alexis Johnson	DL	6-4	300	RS JR	Atlanta, Ga.
7	Brandon Johnson	WR	6-2	193	SO	Plantation, Fla.
13	Deandre Johnson	DL	6-4	258	FR	Miami, Fla.
44	Jakob Johnson	TE	6-3	250	SR	Stuttgart, Germany
70	Ryan Johnson	OL	6-6	300	RS FR	Brentwood, Tenn.
66	Jack Jones	OL	6-4	312	JR	Murfreesboro, Tenn.

No.	Name	POS	HT	WT	CL	Hometown
21	Jacquez Jones	WR	5-10	165	FR	Clearwater, Fla.
22	Tim Jordan	RB	5-11	196	FR	Winter Haven, Fla.
53	Colton Jumper	LB	6-2	229	SR	Lookout Mountain, Tenn.
67	Joe Keeler	OL	6-6	279	RS SO	Arden, N.C.
4	John Kelly	RB	5-9	205	JR	Detroit, Mich.
24	Todd Kelly Jr.	DB	5-11	200	SR	Knoxville, Tenn.
63	Brett Kendrick	OL	6-6	318	RS SR	Knoxville, Tenn.
34	Darrin Kirkland Jr.	LB	6-1	238	JR	Indianapolis, Ind.
47	Landon Knoll	LB	6-3	217	RS SO	Nashville, Tenn.
1	Jonathan Kongbo	DL	6-6	264	RS JR	Surrey, B.C.
9	Cheyenne Labruzzo	DB	6-0	188	FR	Albany, La.
56	Riley Locklear	OL	6-5	295	FR	Huntington, W. Va.
46	Riley Lovingood	LS	6-0	210	RS SO	Hendersonville, Tenn.
8	Justin Martin	DB	6-1	196	SR	Antioch, Tenn.
17	Will McBride	QB	6-1	195	FR	League City, Texas
20	Cortez McDowell	LB	6-0	228	SR	Locust Grove, Ga.
99	Reginald Kahlil McKenzie Jr.	DL	6-3	320	JR	Walnut Creek, Calif.
52	Elijah Medford	LS	5-9	204	RS JR	Burlington, N.C.
25	Aaron Medley	PK	6-2	203	SR	Lewisburg, Tenn.
88	Cooper Melton	WR	6-2	196	FR	Cleveland, Tenn. Valley
94	TJ Minnifee	DL	6-3	214	FR	Nashville, Tenn.
13	Richard Mize Jr.	QB	5-10	171	FR	Tampa, Fla.
12	Emmanuel Moseley	DB	5-11	184	SR	Greensboro, N.C.
11	Jordan Murphy	WR	5-11	170	FR	Hattiesburg, Miss.
57	Nathan Niehaus	OL	6-6	285	RS FR	Cincinnati, Ohio
42	Chip Omer	RB	6-0	200	RS FR	Nashville, Tenn.
3	Marquill Osborne	DB	5-11	188	SO	Cornelius, N.C.
38	Solon Page III	LB	6-2	207	FR	Marietta, Ga.
5	Josh Palmer	WR	6-2	198	FR	Brampton, Ontario, Canada
5	Kyle Phillips	DL	6-4	263	JR	Nashville, Tenn.
55	Quay Picou	DL	6-1	280	JR	Sugar Hill, Ga.
81	Austin Pope	TE	6-4	230	RS FR	Knoxville, Tenn.
43	Jake Powers	DB	6-0	193	FR	Memphis, Tenn.
21	Shanon Reid	LB	6-0	215	FR	Lehigh Acres, Fla.
51	Drew Richmond	OL	6-5	309	RS SO	Memphis, Tenn.
75	Jashon Robertson	OL	6-3	300	SR	Nashville, Tenn.
14	Quart'e Sapp	LB	6-2	222	RS SO	Alpharetta, Ga.
15	Shawn Shamburger	DB	6-0	191	FR	Moultrie, Ga.
11	Austin Smith	LB/DL	6-3	236	RS SO	Buford, Ga.
25	Josh Smith	WR	6-1	206	RS SR	Knoxville, Tenn.
73	Trey Smith	OL	6-6	320	FR	Humboldt, Tenn.
68	Marcus Tatum	OL	6-6	281	SO	Ormond Beach, Fla.
19	Darrell Taylor	DL	6-4	254	RS SO	Waverly, Va.
44	Ryan Thaxton	DL	6-4	236	FR	Alexandria, Va.
55	Coleman Thomas	OL	6-5	309	SR	Max Meadows, Va.
2	Shy Tuttle	DL	6-2	308	JR	Midway, N.C.
39	Kendal Vickers	DL	6-3	295	RS SR	Havelock, N.C.
18	Nigel Warrior	DB	6-0	194	SO	Duluth, Ga.
9	Seth Washington	QB	6-0	199	FR	Dallas, Texas
6	Shaq Wiggins	DB	5-10	169	RS SR	Tyrone, Ga.
8	Latrell Williams	WR	5-11	175	RS FR	Lake City, Fla.
80	Eli Wolf	TE	6-4	224	RS SO	Minster, Ohio
82	Ethan Wolf	TE	6-6	258	SR	Minster, Ohio

YEAR-BY-YEAR RECORDS

Year	Coach	SEC		Overall	Bowls
		SEC	Finish		
1891	None			0-1	
1892	None			2-5	
1893	None			2-4	
1894	No Team				
1895	No Team				
1896	None			4-0	
1897	None			4-1	
1898	No Team				
1899	J.A. Pierce			6-2	
1900	J.A. Pierce			3-2-1	
1901	George Kelley			3-3-2	
1902	H.F. Fisher			6-2	
1903	H.F. Fisher			4-5	
1904	S.D. Crawford			3-5-1	
1905	J.D. DePree			3-5-1	
1906	J.D. DePree			1-6-2	
1907	George Levene			7-2-1	
1908	George Levene			7-2	
1909	George Levene			1-6-2	
1910	Alex Stone			3-5-1	
1911	Z.G. Clevenger			3-4-2	
1912	Z.G. Clevenger			4-4	
1913	Z.G. Clevenger			6-3	
1914	Z.G. Clevenger			9-0	
1915	Z.G. Clevenger			4-4	
1916	John R. Bender			8-0-1	
1917	No Team				
1918	No Team				
1919	John R. Bender			3-3-3	
1920	John R. Bender			7-2	
1921	M.B. Banks			6-2-1	
1922	M.B. Banks			8-2	
1923	M.B. Banks			5-4-1	
1924	M.B. Banks			3-5	
1925	M.B. Banks			5-2-1	
1926	Robert R. Neyland			8-1	
1927	Robert R. Neyland			8-0-1	
1928	Robert R. Neyland			9-0-1	
1929	Robert R. Neyland			9-0-1	
1930	Robert R. Neyland			9-1	
1931	Robert R. Neyland			9-0-1	New York
1932	Robert R. Neyland			9-0-1	
1933	Robert R. Neyland	5-2	4	7-3	
1934	Robert R. Neyland	5-1	3	8-2	
1935	W.H. Britton	2-3	9t	4-5	
1936	Robert R. Neyland	3-1-2	4	6-2-2	
1937	Robert R. Neyland	4-3	7	6-3-1	
1938	Robert R. Neyland	7-0	1	11-0	Orange
1939	Robert R. Neyland	6-0	1t	10-1	Rose
1940	Robert R. Neyland	5-0	1	10-1	Sugar
1941	John Barnhill	3-1	2	8-2	
1942	John Barnhill	4-1	2t	9-1-1	Sugar
1943	NO TEAM				
1944	John Barnhill	5-0-1	2	7-1-1	Rose
1945	John Barnhill	3-1	2	8-1	
1946	Robert R. Neyland	5-0	1t	9-2	Orange
1947	Robert R. Neyland	2-3	9t	5-5	
1948	Robert R. Neyland	2-3-1	8	4-4-2	
1949	Robert R. Neyland	4-1-1	3	7-2-1	
1950	Robert R. Neyland	4-1	2	11-1	Cotton
1951	Robert R. Neyland	5-0	1t	10-1	Sugar
1952	Robert R. Neyland	5-0-1	2	8-2-1	Cotton
1953	Harvey Robinson	3-2-1	7	6-4-1	
1954	Harvey Robinson	1-5	11t	4-6	
1955	Bowden Wyatt	3-2-1	4	6-3-1	
1956	Bowden Wyatt	6-0	1	10-1	Sugar
1957	Bowden Wyatt	4-3	5	8-3	Gator
1958	Bowden Wyatt	4-3	5	4-6	
1959	Bowden Wyatt	3-4-1	8	5-4-1	
1960	Bowden Wyatt	3-2-2	5	6-2-2	
1961	Bowden Wyatt	4-3	4t	6-4	
1962	Bowden Wyatt	2-6	10	4-6	
1963	Jim McDonald	3-5	8	5-5	
1964	Doug Dickey	1-5-1	10	4-5-1	
1965	Doug Dickey	3-1-2	3t	8-1-2	Bluebonnet
1966	Doug Dickey	4-2	5	8-3	Gator
1967	Doug Dickey	6-0	1	9-2	Orange
1968	Doug Dickey	4-1-1	2	8-2-1	Cotton
1969	Doug Dickey	5-1	1	9-2	Gator
1970	Bill Battle	4-1	2	11-1	Sugar
1971	Bill Battle	4-2	4t	10-2	Liberty
1972	Bill Battle	4-2	4	10-2	Bluebonnet
1973	Bill Battle	3-3	4	8-4	Gator
1974	Bill Battle	2-3-1	7t	7-3-2	Liberty
1975	Bill Battle	3-3	5	7-5	
1976	Bill Battle	2-4	8	6-5	
1977	Johnny Majors	1-5	8	4-7	
1978	Johnny Majors	3-3	4t	5-5-1	
1979	Johnny Majors	3-3	5t	7-5	Bluebonnet
1980	Johnny Majors	3-3	6	5-6	
1981	Johnny Majors	3-3	4t	8-4	Garden State
1982	Johnny Majors	3-2-1	5	6-5-1	Peach

Year	Coach	SEC		Overall	Bowls
		SEC	Finish		
1983	Johnny Majors	4-2	3t	9-3	Citrus
1984	Johnny Majors	3-3	5t	7-4-1	Sun
1985	Johnny Majors	5-1	1	9-1-2	Sugar
1986	Johnny Majors	3-3	6	7-5	Liberty
1987	Johnny Majors	4-1-1	3	10-2-1	Peach
1988	Johnny Majors	3-4	6t	5-6	
1989	Johnny Majors	6-1	1t	11-1	Cotton
1990	Johnny Majors	5-1-1	1	9-2-2	Sugar
1991	Johnny Majors	5-2	3	9-3	Fiesta
1992	Johnny Majors/ Phillip Fulmer	5-3	3-E	9-3	Hall of Fame
1993	Phillip Fulmer	#7-1	T1-E	#10-2	Citrus
1994	Phillip Fulmer	5-3	2-E	8-4	Gator
1995	Phillip Fulmer	7-1	2-E	11-1	Citrus
1996	Phillip Fulmer	7-1	2-E	10-2	Citrus
1997	Phillip Fulmer	7-1	1-E	11-2	Orange
1998	Phillip Fulmer	8-0	1-E	13-0	Fiesta
1999	Phillip Fulmer	6-2	2-E	9-3	Fiesta
2000	Phillip Fulmer	5-3	2-E	8-4	Cotton
2001	Phillip Fulmer	7-1	1-E	11-2	Citrus
2002	Phillip Fulmer	5-3	3-E	8-5	Peach
2003	Phillip Fulmer	6-2	T1-E	10-3	Peach
2004	Phillip Fulmer	7-1	1-E	10-3	Cotton
2005	Phillip Fulmer	3-5	T4-E	5-6	
2006	Phillip Fulmer	5-3	2-E	9-4	Outback
2007	Phillip Fulmer	6-2	T1-E	10-4	Outback
2008	Phillip Fulmer	3-5	5-E	5-7	
2009	Lane Kiffin	4-4	T2-E	7-6	Chick-fil-A
2010	Derek Dooley	3-5	T3-E	6-7	Music City
2011	Derek Dooley	1-7	6-E	5-7	
2012	Derek Dooley/ Jim Chaney	1-7	6-E	5-7	
2013	Butch Jones	2-6	6-E	5-7	
2014	Butch Jones	3-5	4-E	7-6	TaxSlayer
2015	Butch Jones	5-3	2-E	9-4	Outback
2016	Butch Jones	4-4	T2-E	9-4	Music City

Includes game forfeited to Tennessee

BOWL RESULTS 28-24

Bowl	Opponent	Result	Date
*New York	New York University	W 13-0	12-5-31
Orange	Oklahoma	W 17-0	1-1-39
Rose	Southern California	L 0-14	1-1-40
Sugar	Boston College	L 13-19	1-1-41
Sugar	Tulsa	W 14-7	1-1-43
Rose	Southern California	L 0-25	1-1-45
Orange	Rice	L 0-8	1-1-47
Cotton	Texas	W 20-14	1-1-51
Sugar	Maryland	L 13-28	1-1-52
Cotton	Texas	L 0-16	1-1-53
Sugar	Baylor	L 7-13	1-1-57
Gator	Texas A&M	W 3-0	12-28-57
Bluebonnet	Tulsa	W 27-6	12-18-65
Gator	Syracuse	W 18-12	12-31-66
Orange	Oklahoma	L 24-26	1-1-68
Cotton	Texas	L 13-36	1-1-69
Gator	Florida	L 13-14	12-27-69
Sugar	Air Force	W 34-13	1-1-71
Liberty	Arkansas	W 14-13	12-20-71
Bluebonnet	LSU	W 24-17	12-30-72
Gator	Texas Tech	L 19-28	12-29-73
Liberty	Maryland	W 7-3	12-16-74
Bluebonnet	Purdue	L 22-27	12-31-79
Garden State	Wisconsin	W 28-21	12-13-81
Peach	Iowa	L 22-28	12-31-82
Citrus	Maryland	W 30-23	12-17-83
Sun	Maryland	L 27-28	12-22-84
Sugar	Miami (Fl.)	W 35-7	1-1-86
Liberty	Minnesota	W 21-14	12-29-86
Peach	Indiana	W 27-22	1-2-88
Cotton	Arkansas	W 31-27	1-1-90
Sugar	Virginia	W 23-22	1-1-91
Fiesta	Penn State	L 17-42	1-1-92
Hall of Fame	Boston College	W 38-23	1-1-93
Citrus	Penn State	L 13-31	1-1-94
Gator	Virginia Tech	W 45-23	12-30-94
Citrus	Ohio State	W 20-14	1-1-96
Citrus	Northwestern	W 48-28	1-1-97
Orange	Nebraska	L 17-42	1-2-98
Fiesta	Florida State	W 23-16	1-4-99
Fiesta	Nebraska	L 21-31	1-2-00
Cotton	Kansas State	L 21-35	1-1-01
Citrus	Michigan	W 45-17	1-1-02
Peach	Maryland	L 3-30	12-31-02
Peach	Clemson	L 14-27	1-2-04
Cotton	Texas A&M	W 38-7	1-1-05
Outback	Penn State	L 10-20	1-1-07
Outback	Wisconsin	W 21-17	1-1-08
Chick-fil-A	Virginia Tech	L 37-14	12-31-09
Music City	North Carolina	L 27-30 (2OT)	12-30-10
TaxSlayer	Iowa	W 45-28	1-2-15
Outback	Northwestern	W 45-6	1-1-16
Music City	Nebraska	W 38-24	12-30-16

*not recognized by NCAA

KEVIN SUMLIN



MICHAEL K. YOUNG
President
(BYU, '73)



SCOTT WOODWARD
Athletics Director
(LSU, '85)



PAUL BATISTA
Faculty Representative
(Trinity, '73)



KEVIN SUMLIN
Head Football Coach
(Purdue, '88)

AGGIES 2017

Sept. 3 (Sun.)	at UCLA
Sept. 9	NICHOLLS STATE
Sept. 16	LOUISIANA-LAFAYETTE
Sept. 23	vs. Arkansas** (Arlington)
Sept. 30	SOUTH CAROLINA**
Oct. 7	ALABAMA**
Oct. 14	at Florida**
Oct. 21	Open date
Oct. 28	MISSISSIPPI STATE**
Nov. 4	AUBURN**
Nov. 11	NEW MEXICO
Nov. 18	at Ole Miss**
Nov. 25	at LSU**

**SEC Game

Bold denotes home game

HOMETOWN: Indianapolis, Ind.

ALMA MATER: Purdue (1988)

PLAYING CAREER: 1983-86

COACHING EXPERIENCE: Tenth season as head coach. 2012 SEC Coach of the Year

COACHING ACHIEVEMENTS: Three-time National Coach of the Year finalist; first Texas A&M football coach to win three straight bowl games.

BORN: Aug. 3, 1964

WIFE: Charlene Sumlin

CHILDREN: daughters Courtney and Shelby; sons Jackson and Joey

ASSISTANT COACHES

JOHN CHAVIS Associate Head Coach/Defensive Coordinator/Linebackers (Tennessee, '79)

NOEL MAZZONE Offensive Coordinator/Quarterbacks (New Mexico, '80)

JEFF BANKS Special Teams Coordinator/Tight Ends (Washington St., '99)

RON COOPER Secondary (Jacksonville St., '83)

CLARENCE MCKINNEY Running Backs (Mary, '94)

AARON MOOREHEAD Wide Receivers (Illinois, '03)

TERRY PRICE Defensive Ends (Texas A&M, '90)

DAVID TURNER Defensive Tackles/Run Game Coordinator (Davidson, '85)

JIM TURNER Offensive Line (Boston College, '88)

SUPPORT STAFF

GARY REYNOLDS (Texas A&M '88) Assoc. AD/Football

DENNIS POLIAN (Villanova, '99) Assoc. AD/Football

TEXAS A&M UNIVERSITY



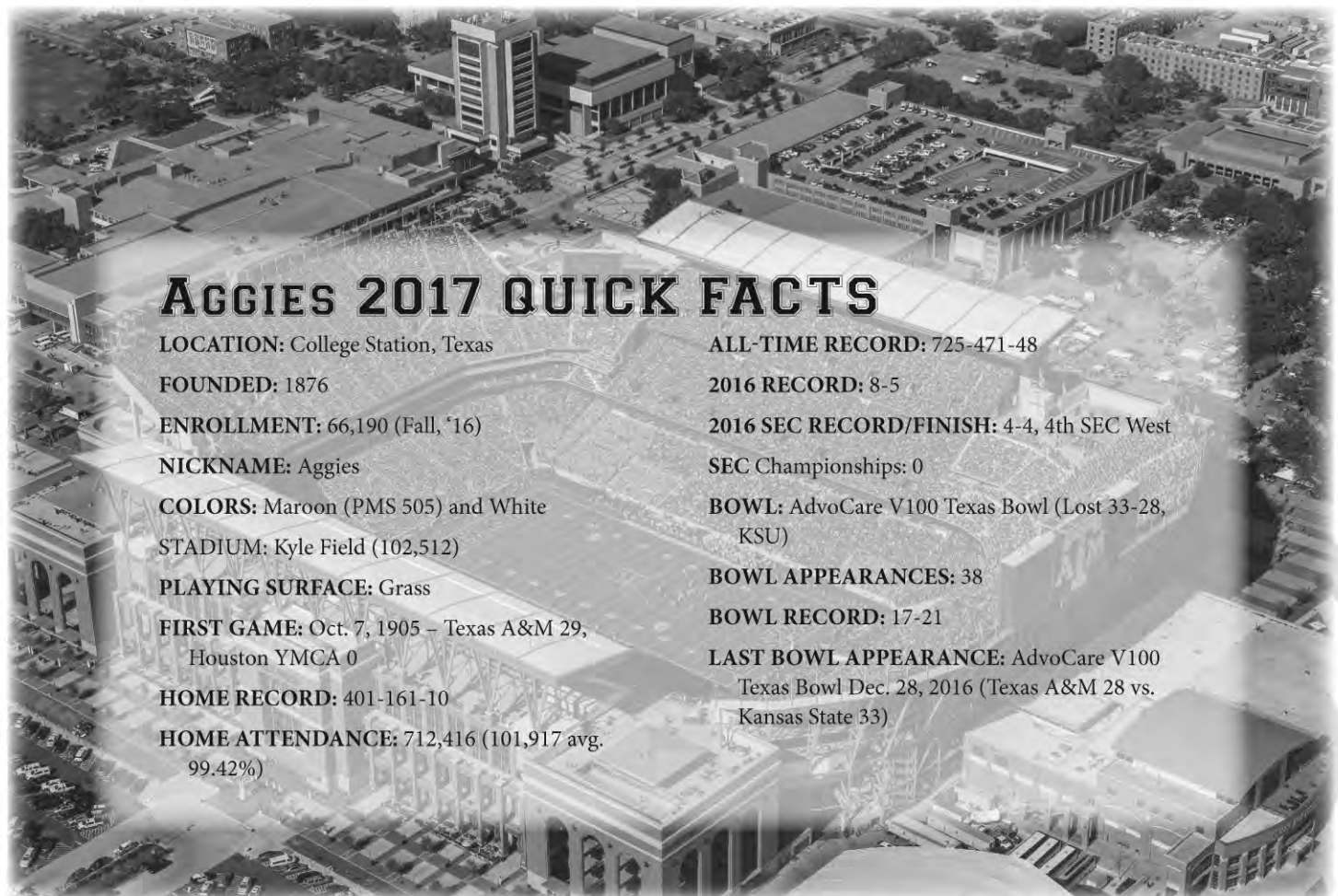
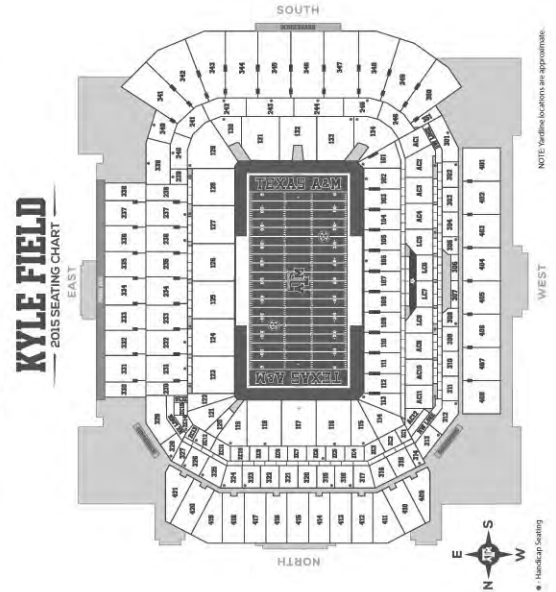
2017 FOOTBALL

YEAR-BY-YEAR

Year	School	Conf.	Pct.	All	Pct.	Bowl
2008	Houston	6-2	.750	8-5	.615	Armed Forces
2009	Houston	6-2	.750	10-4	.714	Armed Forces
2010	Houston	4-4	.500	5-7	.417	
2011	Houston	8-0	1.00	*13-1	*.929	*TicketCity
2012	Texas A&M	6-2	.750	11-2	.846	Cotton
2013	Texas A&M	4-4	.500	9-4	.692	Chick-fil-A
2014	Texas A&M	3-5	.375	8-5	.615	Liberty
2015	Texas A&M	4-4	.500	8-5	.615	Music City
2016	Texas A&M	4-4	.500	8-5	.615	Texas
TOTALS		45-27	.625	79-38	.675	9 Years
Texas A&M Record		21-19	.525	44-21	.677	5 Years
Houston Record		24-8	.750	35-17	.679	4 Years

BOWL RECORD: 4-3 .571

* — Kevin Sumlin resigned as UH head coach on Dec. 10, 2011 and did not coach the Cougars in the bowl game. His overall record does not reflect the victory.



AGGIES 2017 QUICK FACTS

LOCATION: College Station, Texas
FOUNDED: 1876
ENROLLMENT: 66,190 (Fall, '16)
NICKNAME: Aggies
COLORS: Maroon (PMS 505) and White
STADIUM: Kyle Field (102,512)
PLAYING SURFACE: Grass
FIRST GAME: Oct. 7, 1905 – Texas A&M 29, Houston YMCA 0
HOME RECORD: 401-161-10
HOME ATTENDANCE: 712,416 (101,917 avg. 99.42%)

ALL-TIME RECORD: 725-471-48
2016 RECORD: 8-5
2016 SEC RECORD/FINISH: 4-4, 4th SEC West
SEC Championships: 0
BOWL: AdvoCare V100 Texas Bowl (Lost 33-28, KSU)
BOWL APPEARANCES: 38
BOWL RECORD: 17-21
LAST BOWL APPEARANCE: AdvoCare V100 Texas Bowl Dec. 28, 2016 (Texas A&M 28 vs. Kansas State 33)

RETURNING OFFENSIVE STARTERS

No.	Name	POS	HT	WT	CLASS	Hometown/Last School	EXP
3	Christian Kirk	WR	5-11	200	Jr-2L	Scottsdale, AZ	(12 starts in 2016, 23 career starts)
70	Connor Lanfear	RG	6-6	315	Jr-2L	Buda, TX	(8 starts in 2016, 8 career starts)
64	Erik McCoy	C	6-4	305	So-1L	Lufkin, TX	(13 starts in 2016, 13 career starts)
76	Colton Prater	LG	6-4	295	So-1L	Bossier City, LA	(12 starts in 2016, 12 career starts)
7	Keith Ford	RB	5-11	215	Sr-1L	Cypress, TX	(9 starts in 2016, 9 career starts)

RETURNING DEFENSIVE STARTERS

No.	Name	POS	CLASS	HT	WT	Hometown/Last School	EXP
92	Zaycoven Henderson	DT	6-2	300	Sr-3L	Longview, TX	(13 starts in 2016, 15 career starts)
88	Kingsley Keke	DT	6-4	310	Jr-2L	Richmond, TX	(9 starts in 2016, 9 career starts)
42	Otaro Alaka	LB	6-3	240	Jr-2L	Houston, TX	(13 starts in 2016, 20 career starts)
6	Donovan Wilson	Nic	6-1	206	Sr-2L	Shreveport, LA	(7 starts in 2016, 14 career starts)
1	Nick Harvey	CB	5-10	185	Sr-3L	Lancaster, TX	(12 starts in 2016, 13 career starts)
24	Priest Willis	CB	6-2	200	Sr-1L	Tempe, AZ	(7 starts in 2016, 7 career starts)
23	Armani Watts	FS	5-11	200	Sr-3L	Forney, TX	(9 starts in 2016, 30 career starts)

STARTERS LOST

No.	Name	POS	CLASS	Hometown/Last School	EXP
11	Josh Reynolds	WR	Three Letters	San Antonio, TX	(13 starts in 2016, 36 career starts)
9	Ricky Seals-Jones	WR	Three Letters	Sealy, TX	(9 starts in 2016, 30 career starts)
2	Speedy Noil	WR	Three Letters	New Orleans, LA	(8 starts in 2016, 16 career starts)
65	Avery Gennesy	LT	Two Letters	Southaven, MS	(13 starts in 2016, 26 career starts)
72	Jermaine Eluemunor	RT	Two Letters	Denville, NJ	(12 starts in 2016, 13 career starts)
8	Trevor Knight	QB	One Letter	San Antonio, TX	(11 starts in 2016, 11 career starts)
15	Myles Garrett	DE	Three Letters	Arlington, TX	(9 starts in 2016, 30 career starts)
10	Daeshon Hall	DE	Four Letters	Seattle, WA	(13 starts in 2016, 32 career starts)
33	Shaan Washington	LB	Four Letters	Alexandria, LA	(13 starts in 2016, 26 career starts)
14	Justin Evans	SS	Two Letters	Wiggins, MS	(13 starts in 2016, 25 career starts)

RETURNING STATISTICAL LEADERS

RUSHING:	CARRIES	AVG	TDS
Trayveon Williams	156	1,057	8

PASSING:	ATT	INT	TDS	YARDS
Jake Hubenak, QB	61-of-104	2	6	844

RECEIVING:	REC	YARDS	TDS
Christian Kirk	83	928	9
Trayveon Williams	19	91	0

TACKLES:	TOTAL	INT	SACKS
Otaro Alaka	74	9 TFL	2 QB sacks 1 PBU 1 Forced Fumble
Nick Harvey	66	1 INT	10 PBU 1 Fumble Recovered
Donovan Wilson	59	1 INT	2 PBU 2 QB Hurries

TEXAS A&M TEAM INFORMATION

BASIC OFFENSE: Multiple
BASIC DEFENSE: 4-3

LETTERMEN RETURNING: 46

OFFENSE: 17
DEFENSE: 26
SPECIALTY: 3

LETTERMEN LOST: 23

OFFENSE: 11
DEFENSE: 10
SPECIALTY: 2

STARTERS RETURNING: 14

OFFENSE: 5
DEFENSE: 7
SPECIALTY: 2

STARTERS LOST: 10

OFFENSE: 6
DEFENSE: 4
SPECIALTY: 0

NOTE: Specialists include punter and place-kicker only.

2016 RESULTS

8-5 Overall • 4-4 SEC
Home: 5-2 Away: 2-2 Neutral: 1-1 vs. Top 25: 3-2

Sept. 3	[RV/RV] UCLA (16/24)	100,443	W, 31-24 [OT]
Sept. 10	[20/24] PRAIRIE VIEW A&M	96,412	W, 67-0
Sept. 17	[17/20] at Auburn* (rv/rv)	87,175	W, 29-16
Sept. 24	[10/13] vs. Arkansas* (17/18)	67,751	W, 45-24
Oct. 1	[9/10] at South Carolina*	78,245	W, 24-13
Oct. 8	[8/7] TENNESSEE* (9/9)	106,248	W, 45-38 [2OT]
Oct. 22	[6/6] at Alabama* (1/1)	101,821	L, 14-33
Oct. 29	[9/10] NEW MEXICO ST.	99,960	W, 52-10
Nov. 5	[7/7] at Mississippi State*	58,407	L, 28-35
Nov. 12	[10/11] OLE MISS*	104,892	L, 28-29
Nov. 19	[23/22] UTSA	102,502	W, 23-10
Nov. 24	[22/22] LSU* (25/rv)	102,961	L, 39-54
Dec. 28	[RV/RV] Kansas State	68,412	L, 28-33

AdvoCare V100 Texas Bowl; Houston, Texas

*SEC Game
[AP/Coaches] – Denotes team ranking at the time of the game;
(AP/Coaches) – Denotes opponent ranking at the time of the game

CHRISTIAN KIRK

Junior • WR/KR • 5-11 • 200 • Scottsdale, AZ



- Led the nation with three punt return touchdowns in 2016 and his 21.7 punt return average would have led the nation by over two yards if he would have had the requisite returns/game.
- Ranks as the NCAA FBS active career leader with a 23.1 punt return average (26 career games) and his five career punt return TDs are tied for most among returning players.
- Led the SEC with 83 catches (for 928 yards and nine TDs) in 2016, which was 11 more than the No. 2 pass catcher in the conference.
- Led the team in all-purpose yardage for second straight year with 1,418 yards (No. 4 in the SEC).

SHANE TRIPUCKA

Senior • P • 6-3 • 210 • Allen, TX



- Averaged 42.9 yards per punt in 2016 with an incredible 27 punts deposited inside the opponent 20-yard line.
- Helped Texas A&M rank No. 7 nationally in net punting with a 41.6 average.
- Tripucka did not have a touchback on 69 punts in 2016, while also forcing 27 fair catches.
- Had 16 50-yard plus bombs in his first season as a starter in 2016.

ARMANI WATTS

Senior • DB • 5-11 • 200 • Forney, TX



- The consummate play-maker, Watts was one of the few players in the SEC with at least two interceptions, pass breakups, forced fumbles, recovered fumbles, QB sacks and tackles for loss.
- Finished with 56 tackles, including 36 solo stops, with six tackles for loss in 2016.
- Had two pickoffs, two forced fumbles and two recovered fumbles.
- Had the game-clinching interception in the Aggies' overtime win over then-No. 9 Tennessee.
- Ranks as the team's leading active career tackler with 241 stops.

TRAYVEON WILLIAMS

Sophomore • RB • 5-9 • 200 • Houston, TX



- Became the first Texas A&M true freshman to surpass the 1,000-yard barrier in season rushing with 1,057 rushing yards on 156 carries in 2016.
- His 6.8 yards per carry average ranked sixth in the SEC.
- Scored eight rushing touchdowns, including five scoring runs of 20 or more yards ... had long TD runs of 89 yards (vs. Auburn), 49 yards (vs. South Carolina) and 47 yards (vs. UTSA) and also had a 71-yard jaunt vs. Tennessee.
- Became the first true freshman to surpass the 200-yard barrier in game rushing yards with 217 vs. Tennessee.



2017 ALPHABETICAL ROSTER

No.	Name	POS	CL	HT	WT	EXP	Hometown
42	Alaka, Otaro	LB	6-3	240	Jr	2L	Houston, TX
55	Anderson, Austin	OL	6-4	297	So	1L	Mineola, TX
51	Anderson, Riley	OL	6-5	294	Fr	RS	Mineola, TX
2	Ausbon, Jhamon	WR	6-2	220	Fr	HS	Houston, TX
42	Azakytu, Ke'Undre	WR	6-0	180	Fr	RS	Dallas, TX
63	Baldree, Cagan	OL	6-4	283	Fr	RS	Carthage, TX
67	Beakey, Drew	OL	6-3	295	So	SQ	Houston, TX
33	Bean, Justice	WR	5-11	180	Fr	RS	Frankston, TX
8	Blumrick, Connor	QB	6-5	205	Fr	HS	Pearland, TX
96	Brown, Jesse	DL	6-0	285	Jr	1L	Katy, TX
14	Buckley, Camron	WR	6-2	185	Fr	HS	Cedar Hill, TX
25	Bussey, Kendall	RB	5-9	200	So	1L	New Orleans, LA
26	Capers-Smith, DeShawn	DB	6-0	192	Jr	2L	New Orleans, LA
14	Carper, Keldrick	DB	6-2	190	Fr	HS	Plain Dealing, LA
22	Chattman, Clifford	DB	6-5	190	So	1L	New Orleans, LA
80	Chriss, Clyde	WR	6-0	170	Fr	RS	New Orleans, LA
27	Clark, John	RB	5-8	200	Fr	RS	Northbrook, IL
2	Clemons, Michael	DL	6-5	240	Jr	TR	Garland, TX
89	Cline, Kalvin	TE	6-5	245	Sr	1L	Ft. Lauderdale, FL
66	Congel, Robert	OL	6-3	310	Fr	HS	Greenwood Village, CO
9	Cunningham, Qualen	DL	6-3	240	Sr	3L	Chandler, AZ
1	Davis, Quartney	WR	6-2	200	Fr	RS	Houston, TX
74	Diesch, Kellen	OL	6-5	307	Fr	RS	Trophy Club, TX
25	Dodson, Tyrel	LB	6-2	242	So	1L	Franklin, TN
8	Dunning, Justin	LB	6-4	235	So	1L	Whitehouse, TX
46	Durham, Landis	DL	6-3	255	Jr	2L	Plano, TX
68	Dworaczyk, Justin	OL	6-6	280	So	SQ	Houston, TX
27	Elam, Roney	DB	6-2	185	So	1L	Newton, TX
60	Estes, Landry	DL	6-2	280	Jr	SQ	Trophy Club, TX
22	Etwi, Kwame	RB	5-9	200	Jr	2L	Conroe, TX
7	Ford, Keith	RB	5-11	215	Sr	1L	Cypress, TX
45	Frey, Austin	DS	6-1	225	Jr	2L	Tomball, TX
28	Fuller, Travon	DB	6-1	170	Fr	RS	Athens, TX
35	Garner, Riley	LB	6-3	220	Jr	2L	College Station, TX
45	Gillaspia, Cullen	LB	6-2	234	Jr	1L	Katy, TX
54	Green, Carson	OL	6-6	272	Fr	HS	Southlake, TX
91	Grimes, KJ	DL	6-3	230	Fr	RS	College Station, TX
43	Gustafson, Grant	TE	6-4	235	So	SQ	Fort Worth, TX
15	Hansford, Aaron	WR	6-3	230	So	SQ	Washington, D.C.
1	Harvey, Nick	DB	5-10	185	Sr	3L	Lancaster, TX
92	Henderson, Zaycoven	DL	6-2	305	Sr	3L	Longview, TX
19	Hines III, Anthony	LB	6-3	220	Fr	HS	Plano, TX
73	Hocker, Jared	OL	6-5	318	Fr	HS	North Richland Hills, TX
85	Horry, Camron	TE	6-5	261	Fr	HS	Katy, TX
37	Howard, Mitchell	DL	6-1	233	So	RS	Cypress, TX
10	Hubenak, Jake	QB	6-3	215	Sr	2L	Georgetown, TX
16	Hughes, Hank	QB	6-2	200	Fr	RS	Richardson, TX
30	Jeffery, Jamal	DB	5-9	180	Sr	2L	Lufkin, TX
7	Johnson, Buddy	LB	6-2	211	Fr	HS	Dallas, TX
40	Johnson, Jarrett	DL	6-3	260	Sr	3L	Katy, TX
3	Johnson, Tyree	DL	6-4	247	Fr	HS	Washington, DC
9	Jones, Hezekiah	WR	5-11	190	Fr	HS	Stafford, TX
10	Jones, Myles	DB	6-4	175	Fr	HS	Magnolia, TX
81	Judkins, JalyN	TE	6-4	230	Sr	SQ	Angleton, TX

No.	Name	POS	CL	HT	WT	EXP	Hometown
88	Keke, Kingsley	DL	6-4	300	Jr	2L	Richmond, TX
23	Kibodi, Jacob	RB	6-2	198	Fr	HS	Baton Rouge, LA
82	Kirchner, Matthew	WR	6-2	200	So	SQ	Plano, TX
3	Kirk, Christian	WR	5-11	200	Jr	2L	Scottsdale, AZ
50	Labhart, Mac	LB	6-0	230	Jr	SQ	Dallas, TX
36	LaCamera, Daniel	PK	6-4	225	Jr	1L	Tarpon Springs, FL
70	Lanfear, Connor	OL	6-6	310	Jr	2L	Buda, TX
5	Mack, Daylon	DL	6-1	320	Jr	2L	Gladewater, TX
52	Madubuike, Justin	DL	6-3	292	Fr	RS	McKinney, TX
56	Magee II, Keeath	LB	6-0	215	Fr	RS	Houston, TX
34	Mann, Braden	P/KO	5-11	200	So	1L	Houston, TX
32	Marchiol, Santino	LB	6-1	224	Fr	HS	Centennial, CO
75	Martin, Koda	OL	6-6	310	Jr	2L	Manvel, TX
77	McColum, Ryan	OL	6-5	295	Fr	RS	Spring, TX
64	McCoy, Erik	OL	6-4	309	So	1L	Lufkin, TX
88	McZeal, Keynel	TE	6-2	220	Fr	HS	Port Neches, TX
11	Mond, Kellen	QB	6-2	200	Fr	HS	San Antonio, TX
65	Moore, Dan	OL	6-5	315	Fr	HS	Beaumont, TX
17	Morris, Devin	DB	6-1	180	Fr	HS	Caldwell, TX
90	Moton, T.D.	DL	6-3	305	Fr	RS	Shreveport, LA
20	Okeke, Ikenna	DB	6-3	219	Fr	RS	Smyrna, TN
21	Oliver, Charles	DB	6-2	200	So	1L	Fairfield, TX
6	Paul, Roshauud	WR	6-0	180	Fr	HS	Bremond, TX
93	Peevy, Jayden	DL	6-6	279	Fr	HS	Bellaire, TX
76	Prater, Colton	OL	6-4	300	So	1L	Bossier City, LA
11	Pryor, Larry	DB	6-0	205	So	1L	Sulphur Springs, TX
4	Ratley, Damion	WR	6-3	195	Sr	2L	Yoakum, TX
31	Rawlins, Gannon	TE	6-3	215	Fr	RS	Galveston, TX
71	Reed, Grayson	OL	6-5	305	Fr	HS	Cypress, TX
29	Renfro, Debione	DB	6-2	183	Fr	HS	Pearland, TX
84	Reynolds, Moses	WR	6-2	190	Fr	RS	San Antonio, TX
38	Riethman, Drew	PLK	6-0	190	Fr	RS	Ft. Worth, TX
33	Robinson, Ondario	DL	6-3	236	Fr	HS	Hutto, TX
13	Rogers, Josh	DL	6-5	277	Fr	HS	Houston, TX
84	Rogers, Kendrick	WR	6-3	210	Fr	RS	Frankston, TX
28	Sanders, A.J.	RB	5-10	195	Fr	RS	The Woodlands, TX
49	Sanford, Dirk	LB	6-1	210	So	RS	The Woodlands, TX
86	Schorp, Tanner	TE	6-3	245	Sr	2L	San Antonio, TX
87	Shetler, Greer	TE	6-4	215	So	1L	San Antonio, TX
18	Siverand, Kemah	DB	6-1	200	So	SQ	Cypress, TX
17	Starkel, Nick	QB	6-3	205	Fr	RS	Argyle, TX
78	Sutherland, Keaton	OL	6-5	305	Jr	2L	Flower Mound, TX
69	Talbert, Brayden	OL	6-4	280	So	SQ	Montgomery, TX
19	Taylor, Colton	QB	6-3	210	Fr	RS	Houston, TX
16	Thomas, Dwaine	LB	6-2	225	Jr	2L	Boutte, LA
18	Tripucka, Shane	P	6-3	220	Sr	1L	Allen, TX
4	Tucker, Derrick	DB	6-1	189	Fr	HS	Manvel, TX
23	Watts, Armani	DB	5-11	205	Sr	3L	Forney, TX
58	White, Braden	LB	5-11	220	Fr	RS	Florence, AL
83	Whitley, Kyle	WR	6-2	220	Jr	SQ	Troy, TX
5	Williams, Trayveon	RB	5-9	200	So	1L	Houston, TX
24	Willis, Priest	DB	6-2	200	Sr	1L	Tempe, AZ
6	Wilson, Donovan	DB	6-1	200	Sr	3L	Shreveport, LA
72	Wolford, Adrian	OL	6-4	323	Fr	HS	Meeker, OK

YEAR-BY-YEAR RECORDS

Year	Coach	Conf	Conf Finish	Overall	Bowls
1894	F.D. Perkins			1-1	
1895	Did not field a team				
1896	A.M. Soule, H.W. South			2-0-1	
1897	C.W. Taylor			1-2	
1898	H.W. Williams			4-2	
1899	W.A. Murray			4-2	
1900	W.A. Murray			2-2-1	
1901	W.A. Murray			1-4	
1902	J.E. Platt			7-0-2	
1903	J.E. Platt			7-3-1	
1904	J.E. Platt			4-2	
1905	W.E. Bachman			7-2	
1906	W.E. Bachman			6-1	
1907	L.L. Larson			6-1-1	
1908	N.A. Merriam			3-5	
1909	C.B. Moran			7-0-1	
1910	C.B. Moran			8-1	
1911	C.B. Moran			6-1	
1912	C.B. Moran			8-1	
1913	C.B. Moran			3-4-2	
1914	C.B. Moran			6-1-1	

SOUTHWEST CONFERENCE ERA (1915-1995)

1915	E.H. Harlan	1-1	T-4th	6-2	
1916	E.H. Harlan	2-1	T-3rd	6-3	
1917	D.X. Bible	2-0	1st	8-0	
1918	D.V. Graves	1-1	T-3rd	6-1	
1919	D.X. Bible	4-0	1st	10-0	
1920	D.X. Bible	5-1	3rd	6-1-1	
1921	D.X. Bible	3-0-2	1st	6-1-2	Dixie Classic
1922	D.X. Bible	2-2	T-3rd	5-4	
1923	D.X. Bible	0-3-1	8th	5-3-1	
1924	D.X. Bible	2-2-1	4th	7-2-1	
1925	D.X. Bible	4-1	1st	7-1-1	
1926	D.X. Bible	1-3-1	6th	5-3-1	
1927	D.X. Bible	4-0-1	1st	8-0-1	
1928	D.X. Bible	1-3-1	5th	5-4-1	
1929	Matty Bell	2-3	6th	5-4	
1930	Matty Bell	0-5	7th	2-7	
1931	Matty Bell	3-2	3rd	7-3	
1932	Matty Bell	1-2-2	4th	4-4-2	
1933	Matty Bell	2-2-1	4th	6-3-1	
1934	Homer Norton	1-4-1	6th	2-7-2	
1935	Homer Norton	1-5	7th	3-7	
1936	Homer Norton	3-2-1	T-3rd	8-3-1	
1937	Homer Norton	2-2-2	5th	5-2-2	
1938	Homer Norton	2-3-1	5th	4-4-1	
1939	Homer Norton	6-0	1st	11-0	Sugar
1940	Homer Norton	5-1	T-1st	9-1	Cotton
1941	Homer Norton	5-1	1st	9-2	Cotton
1942	Homer Norton	2-3-1	5th	4-5-1	
1943	Homer Norton	4-1	2nd	7-2-1	Orange
1944	Homer Norton	2-3	T-4th	7-4	
1945	Homer Norton	3-3	T-3rd	6-4	
1946	Homer Norton	3-3	4th	4-6	
1947	Homer Norton	1-4-1	T-5th	3-6-1	
1948	Harry Stiteler	0-5-1	7th	0-9-1	
1949	Harry Stiteler	0-5-1	7th	1-8-1	
1950	Harry Stiteler	3-3	T-3rd	7-4	Presidential Cup
1951	Raymond George	1-3-2	5th	5-3-2	
1952	Raymond George	1-4-1	6th	3-6-1	
1953	Raymond George	1-5	T-6th	4-5-1	
1954	Paul "Bear" Bryant	0-6	7th	1-9	
1955	Paul "Bear" Bryant	4-1-1	2nd	7-2-1	
1956	Paul "Bear" Bryant	6-0	1st	9-0-1	
1957	Paul "Bear" Bryant	4-2	3rd	8-3	Gator
1958	Jim Myers	2-4	T-5th	4-6	
1959	Jim Myers	0-6	7th	3-7	
1960	Jim Myers	0-4-3	7th	1-6-3	
1961	Jim Myers	3-4	4th	4-5-1	
1962	Hank Foldberg	3-4	T-4th	3-7	
1963	Hank Foldberg	1-5-1	8th	2-7-1	
1964	Hank Foldberg	1-6	7th	1-9	
1965	Gene Stallings	1-6	T-7th	3-7	
1966	Gene Stallings	4-3	4th	4-5-1	
1967	Gene Stallings	6-1	1st	7-4	Cotton
1968	Gene Stallings	2-5	T-6th	3-7	
1969	Gene Stallings	2-5	T-6th	3-7	
1970	Gene Stallings	0-7	8th	2-9	
1971	Gene Stallings	4-3	4th	5-6	
1972	Emory Bellard	2-5	T-7th	3-8	
1973	Emory Bellard	3-4	6th	5-6	
1974	Emory Bellard	5-2	T-2nd	8-3	
1975	Emory Bellard	6-1	T-1st	10-2	Liberty
1976	Emory Bellard	6-2	3rd	10-2	Sun
1977	Emory Bellard	6-2	3rd	8-4	Bluebonnet

Year	Coach	Conf	Conf Finish	Overall	Bowls
1978	Emory Bellard, Tom Wilson	4-4	5th	8-4	Hall of Fame
1979	Tom Wilson	4-4	5th	6-5	
1980	Tom Wilson	3-5	6th	4-7	
1981	Tom Wilson	4-4	5th	7-5	Independence
1982	Jackie Sherrill	3-5	T-6th	5-6	
1983	Jackie Sherrill	4-3-1	T-3rd	5-5-1	
1984	Jackie Sherrill	3-5	7th	6-5	
1985	Jackie Sherrill	7-1	1st	10-2	Cotton
1986	Jackie Sherrill	7-1	1st	9-3	Cotton
1987	Jackie Sherrill	6-1	1st	10-2	Cotton
1988	Jackie Sherrill	6-1	2nd	7-5	
1989	R.C. Slocum	6-2	T-2nd	8-4	Hancock
1990	R.C. Slocum	5-2-1	T-2nd	9-3-1	Holiday
1991	R.C. Slocum	8-0	1st	10-2	Cotton
1992	R.C. Slocum	7-0	1st	12-1	Cotton
1993	R.C. Slocum	7-0	1st	10-2	Cotton
1994	R.C. Slocum	6-0-1	ineligible	10-0-1	
1995	R.C. Slocum	5-2	T-2nd	9-3	Alamo

BIG 12 CONFERENCE ERA (1996-2011)

1996	R.C. Slocum	4-4	3rd (s)	6-6	
1997	R.C. Slocum	6-2	1st (s)	9-4	Cotton
1998	R.C. Slocum	7-1	1st	11-3	Sugar
1999	R.C. Slocum	5-3	T-2nd (s)	8-4	Alamo
2000	R.C. Slocum	5-3	3rd (s)	7-5	Independence
2001	R.C. Slocum	4-4	T-3rd (s)	8-4	Galleryfurniture.com
2002	R.C. Slocum	3-5	5th (s)	6-6	
2003	Dennis Franchione	2-6	5th (s)	4-8	
2004	Dennis Franchione	5-3	3rd (s)	7-5	Cotton
2005	Dennis Franchione	3-5	4th (s)	5-6	
2006	Dennis Franchione	5-3	3rd (s)	9-4	Holiday
2007	Dennis Franchione	4-4	T-4th (s)	7-6	Alamo
2008	Mike Sherman	2-6	T-5th (s)	4-8	
2009	Mike Sherman	3-5	5th (s)	6-7	Independence
2010	Mike Sherman	6-2	T-1st (s)	9-4	Cotton
2011	Mike Sherman	4-5	T-6th	7-6	Texas

SOUTHEASTERN CONFERENCE ERA (2012-Present)

2012	Kevin Sumlin	6-2	T2-W	11-2	Cotton
2013	Kevin Sumlin	4-4	4-W	9-4	Chick-fil-A
2014	Kevin Sumlin	3-5	6-W	8-5	Liberty
2015	Kevin Sumlin	4-4	T5th W	8-5	Music City
2016	Kevin Sumlin	4-4	4-W	8-5	Texas

BOWL RESULTS 17-21

Bowl	Opponent	Result	Date
Dixie Classic	Centre College	W 22-14	1-2-22
Sugar	Tulane	W 14-13	1-1-40
Cotton	Fordham	W 13-12	1-1-41
Cotton	Alabama	L 29-21	1-1-42
Orange	LSU	L 19-14	1-1-44
Presidential Cup	Georgia	W 40-20	12-8-50
Gator	Tennessee	L 3-0	12-27-57
Cotton	Alabama	W 20-16	1-1-68
Liberty	USC	L 20-0	12-22-75
Sun	Florida	W 37-14	1-2-77
Bluebonnet	USC	L 47-28	12-31-77
Hall of Fame	Iowa State	W 28-12	12-20-78
Independence	Oklahoma State	W 33-16	12-12-81
Cotton	Auburn	W 36-16	1-1-86
Cotton	Ohio State	L 28-12	1-1-87
Cotton	Notre Dame	W 35-10	1-1-88
Sun	Pittsburgh	L 31-28	12-30-89
Holiday	BYU	W 65-14	12-29-90
Cotton	Florida State	L 10-2	1-1-92
Cotton	Notre Dame	L 28-3	1-1-93
Cotton	Notre Dame	L 24-21	1-1-94
Alamo	Michigan	W 22-20	12-29-95
Cotton	UCLA	L 29-23	1-1-98
Sugar	Ohio State	L 24-14	1-1-99
Alamo	Penn State	L 24-0	12-28-99
Independence	Mississippi State	L 43-41 (OT)	12-31-00
Houston	TCU	W 28-9	12-28-01
Cotton	Tennessee	L 38-7	1-1-05
Holiday	California	L 45-10	12-28-06
Alamo	Penn State	L 24-17	12-29-07
Independence	Georgia	L 44-20	12-28-09
Cotton	LSU	L 41-24	1-7-11
Texas	Northwestern	W 33-22	12-31-11
Cotton	Oklahoma	W 41-13	1-4-13
Chick-fil-A	Duke	W 52-48	12-31-13
Liberty	West Virginia	W 45-37	12-29-14
Music City	Louisville	L 27-21	12-30-15
Texas	Kansas State	L 28-33	12-28-16

DEREK MASON



NICK ZEPPOS
Chancellor
(Wisconsin, '76)



DAVID WILLIAMS II
Athletics Director
(Northern Michigan, '69)



DR. SUSAN WENTE
Faculty Representative
(University of Iowa, '84)



DEREK MASON
Head Football Coach
(Northern Arizona, '93)

COMMODORES 2017

Sept. 2	at Middle Tennessee
Sept. 9	ALABAMA A&M**
Sept. 16	KANSAS STATE
Sept. 23	ALABAMA**
Sept. 30	at Florida**
Oct. 7	GEORGIA**
Oct. 14	at Ole Miss**
Oct. 21	Open date
Oct. 28	at South Carolina**
Nov. 4	WESTERN KENTUCKY
Nov. 11	KENTUCKY**
Nov. 18	MISSOURI**
Nov. 25	at Tennessee**

**SEC Game

Bold denotes home game

HOMETOWN: Phoenix, Ariz.

ALMA MATER: Northern Arizona, 1993

PLAYING CAREER: Northern Arizona, 1989-92

COACHING EXPERIENCE: Positions since 2004 include: 2013 Stanford University (Willie Shaw Director of Defense); 2011-12 Stanford (associate head coach/defensive coordinator); 2010 Stanford (defensive backs); 2007-09 Minnesota Vikings (assistant defensive backs coach); 2005-06 Ohio University (wide receivers); 2004 New Mexico State (wide receivers).

COACHING ACHIEVEMENTS: Introduced Jan. 17, 2014 as the 28th head coach in team history... After first year at Vanderbilt, took over Vanderbilt defensive coordinator responsibilities... Earned first SEC victory Oct. 24, 2015 with 10-3 win over Missouri... Mason's 2016 team improved win total for second straight year, winning the final two games of the regular season against Ole Miss and Tennessee to get to six wins and earn an invitation to the Camping World Independence Bowl... Also earned first win over ranked foe on the road vs. Georgia then pick up text starting with ... In In 2012, Mason was named as a finalist for the Broyles Award, given annually to the nation's top assistant coach. Hired to Stanford by head coach Jim Harbaugh, Mason helped the Cardinal to unprecedented success, including four straight BCS bowl games, consecutive Pac-12 league titles and back-to-back appearances in the Rose Bowl. Stanford goes 23-4 overall in Mason's first two years as coordinator, wins 2012 Pac-12 title, captures 2012 Rose Bowl over Wisconsin, and plays in the 2011 BCS Fiesta Bowl.

BORN: Sept. 29, 1969

WIFE: LeighAnne

CHILDREN: Two daughters, Makenzie and Sydney

ASSISTANT COACHES

ANDY LUDWIG (Portland State, '87) Offensive Coordinator/TEs – 3rd Year

WARREN BELIN (Wake Forest, '90) OLBs – 1st Year

JEFF GENYK (Bowling Green, '82) Special Teams Coord./RBs – 2nd Year

C.J. AH YOU (Oklahoma, '06) Defensive Line – 2nd Year

GERRY GDOWSKI (Nebraska, '90) QBs – 4th Year

CORTEZ HANKTON (Texas Southern, '03) Wide Receivers – 3rd Year

MARC MATTIOLI (Rhodes College, '99) Safeties – 3rd Year

CHRIS MARVE (Vanderbilt, '11) ILBs – 2nd Year

CAMERON NORCROSS (Nevada, '00) Offensive Line – 2nd Year

SUPPORT STAFF

JAMES DOBSON Head Strength Coach

JASON GROOMS Assistant A.D./Football

MATT BRITAIN Football Director of Operations

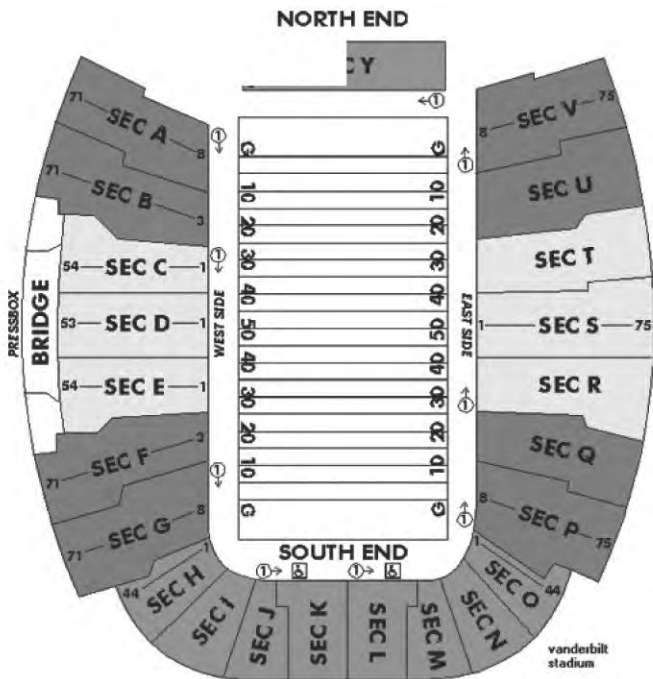
TOM BOSSUNG Head Athletic Trainer

CHAS PETRONE Video Coordinator

AUSTEN EVERSON Director of Player Personnel

RAYNA STEWART Director of Player Development

VANDERBILT UNIVERSITY



YEAR-BY-YEAR

Year	School	Conf.	Pct.	All	Pct.	Bowl
2014	Vanderbilt	0-8	.000	3-9	.250	
2015	Vanderbilt	2-6	.250	4-8	.333	
2016	Vanderbilt	3-5	.375	6-7	.462	Independence
TOTALS		5-19	.208	13-24	.351	3 Years
College Record		5-19	.028	13-24	.351	3 Years

BOWL RECORD: 0-1 0.100

COMMODORES 2017 QUICK FACTS

LOCATION: Nashville, Tennessee

FOUNDED: 1873

ENROLLMENT: 6,817

NICKNAME: Commodores

COLORS: Black and Gold (PMS 873)

STADIUM: Dudley Field/Vanderbilt Stadium (40,350)

PLAYING SURFACE: Synthetic (Shaw Sportex)

FIRST GAME: Sept. 12, 1981 – Vanderbilt 23, Maryland 17

HOME RECORD: 77-121-1 (.389)

HOME ATTENDANCE: 187,451 (31,243 avg./77.43% Capacity)

ALL-TIME RECORD: 594-608-50 (.475/1,252 games)

2016 RECORD: 6-7

2016 SEC RECORD/FINISH: 3-5/T-5th SEC East

SEC CHAMPIONSHIPS: 0

BOWL: Independence Bowl; Vanderbilt (17) vs. N.C. State (41)

BOWL APPEARANCES: 8

BOWL RECORD: 4-3-1 (.571)

LAST BOWL APPEARANCE: Camping World Independence Bowl Dec. 26, 2016; Vanderbilt (17) vs. N.C. State (41)

RETURNING OFFENSIVE STARTERS

No.	Name	POS	CLASS	HT	WT	EXP	Hometown/Last School
14	Kyle Shurmur	QB	Jr.	6-4	227	2L	Philadelphia, Pa./DeSalle College Prep
7	Ralph Webb	RB	Sr.	5-10	202	3L	Gainesville, Fla./Gainesville HS
19	C.J. Duncan	WR	Sr.	5-10	203	2L	Montgomery, Ala./St. James HS
10	Trent Sherfield	WR	Sr.	6-1	202	3L	Danville, Ill./Danville HS
16	Kalija Lipscomb	WR	So.	6-1	192	1L	New Orleans, La./Jesuit HS
83	Nathan Marcus	TE	Sr.	6-5	245	3L	Glen Ellyn, Ill./Glenbard West HS
61	Bruno Reagan	OG	R-Jr.	6-3	315	2L	Clarksville, Tenn./Clarksville HS
57	Ean Pfeifer	OG	R-So.	6-4	300	1L	Bentonville, Ark./Bentonville HS
58	Justin Skule	OT	Jr.	6-6	315	2L	Clifton, Va./Centreville HS

RETURNING DEFENSIVE STARTERS

No.	Name	POS	CLASS	HT	WT	EXP	Hometown/Last School
49	Jonathan Wynn	DL	Sr.	6-5	265	3L	Stone Mountain, Ga./Stephenson HS
77	Nifae Lealao	DL	Sr.	6-5	312	3L	Sacramento, Calif./Capital Christian HS
20	Oren Burks	LB	Sr.	6-3	230	3L	Fairfax Station, Va./South County HS
31	Tre Herndon	CB	Sr.	6-1	188	3L	Chattanooga, Tenn./East Hamilton HS
3	Taurean Ferguson	NB	Sr.	5-10	190	3L	Jonesboro, Ga./Jonesboro HS
5	LaDarius Wiley	safety	R-Jr.	6-1	210	2L	Los Angeles, Calif./
14	Ryan White	safety	Grad.	5-10	192	3L	Louisville, Ky./

STARTERS LOST

No.	Name	POS	CLASS	HT	WT
56	Barrett Gouger	Center	Sr.	6-4	305
74	Will Holden	OT	Sr.	6-7	312
69	Adam Butler	DT	Sr.	6-5	305
41	Zach Cunningham	LB	Jr.	6-4	230
5	Torren McGaster	CB	Sr.	6-1	200

RETURNING STATISTICAL LEADERS

RUSHING:		G	ATT.	NET.	AVG.	TD	LONG	AVG./G	
Ralph Webb		13	250	1283	5.1	13	49	98.7	
Khari Blasingame		13	97	449	4.6	10	22	34.5	
PASSING:		G	EFFIC.	COMP.-ATT.-INT	PCT.	YARDS	TD	LG	AVG./G
Kyle Shurmur		13	111.0	204-375-10	54.4	2409	9	76	185.3
RECEIVING:		G	REC.	YARDS	AVG.	TD	LONG	AVG./G	
C.J. Duncan, WR		13	44	494	11.2	0	31	38.0	
Trent Sherfield, WR		13	34	472	13.9	1	76	36.3	
Kalija Lipscomb, WR		12	27	319	11.8	2	45	26.6	
Caleb Scott, WR		13	24	466	19.4	0	66	35.8	
Jared Pinkney, TE		13	22	274	12.5	2	28	21.1	
TACKLES:		G	UA-A-TT	TFL/YDS.	SACKS	INT	PBU	FF/FR	QH
LaDarius Wiley, safety		13	50-26-76	2.5-16	1.0-11	0-0	4	2/2	1
Ryan White, safety		12	49-26-75	3.5-6	0.0-0	0-0	6	2/0	0
Oren Burks, LB		13	40-19-59	6.5-22	3.5-17	1-59	6	1/0	5
Taurean Ferguson, CB		13	38-14-52	3.0-8	0.0-0	1-0	6	2/1	0

2016 RESULTS

6-7 Overall • 3-5 SEC

Home: 4-2 Away: 2-4 Neutral: 0-1 vs. Top 25: 1-2-1

Sept. 1	SOUTH CAROLINA*	30,304	L, 10-13
Sept. 10	MIDDLE TENNESSEE	29,627	W, 47-24
Sept. 17	at Georgia Tech	41,916	L, 7-38
Sept. 24	at Western Kentucky	23,674	W, 31-30 [OT]
Oct. 1	FLORIDA* (23/21)	30,565	L, 6-13
Oct. 8	at Kentucky*	55,030	L, 13-20
Oct. 15	at Georgia* (rv/rv)	92,746	W, 17-16
Oct. 22	TENNESSEE STATE	31,084	W, 35-17
Nov. 5	at Auburn* (11/12)	87,451	L, 16-23
Nov. 12	at Missouri*	50,261	L, 17-26
Nov. 19	OLE MISS* (rv/--)	50,261	W, 38-17
Nov. 26	TENNESSEE*	38,108	W, 45-34
Dec. 26	vs. N.C. State	28,995	L, 17-41

*SEC Game

[AP/Coaches] – Denotes team ranking at the time of the game;

(AP/Coaches) – Denotes opponent ranking at the time of the game

VANDERBILT TEAM INFORMATION

BASIC OFFENSE: Multi-Set

BASIC DEFENSE: 3-4

LETTERMEN RETURNING: 43

OFFENSE: 21

DEFENSE: 19

SPECIALTY: 3

LETTERMEN LOST: 19

OFFENSE: 8

DEFENSE: 9

SPECIALTY: 2

STARTERS RETURNING: 18

OFFENSE: 9

DEFENSE: 7

SPECIALTY: 2

STARTERS LOST: 6

OFFENSE: 22

DEFENSE: 6

SPECIALTY: 0

NOTE: Specialists include punter and place-kicker only.

ALL-STAR CANDIDATES

RALPH WEBB

SSenior • RB • 5-10 • 202 • Gainesville, Fla.



- One of the most productive Team's career rushing leader with 3,342 rushing yards. Total ranks 2nd among active SEC RBs and No. 20 on SEC all-time list.
- Set Vanderbilt single-season rushing record with 1,283 yards, along with 13 rushing TDs, as a junior in 2016.
- Has established new freshman, sophomore and junior rushing records in first three years on campus.
- Set team career record with 13 games of more than 100 rushing yards.

NIFAE LEALAO

Senior • DT • 6-5 • 312 • Sacramento, Calif.



- Regarded among leading nose tackles in the nation.
- Posted four tackles for loss and 2.5 quarterback sacks as a junior.
- Registered 22 total tackles, including 15 solo stops, in 2016 despite facing frequent double-team blocks.
- Enters final season, his second as a defensive line starter, with 47 total tackles, including 26 solo stops and 4.5 tackles for loss.

TRENT SHERFIELD

Senior • WR • 6-1 • 205 • Danville, Ill.



- Enters final year as the team's active career leader with 86 receptions and 1,140 receiving yards.
- After registering 51 catches in 2015, Sherfield posted 31 receptions for 448 yards as a junior in 2016.
- In regular season finale, set personal best against SEC competition with 9-catch, 184-receiving yard effort in win over Tennessee.
- Averaged 22.9 yards on 13 catches in last three SEC games of 2016 season (at Missouri, vs. Ole Miss, vs. Tennessee).

KYLE SHURMUR

Junior • QB • 6-4 • 227 • Philadelphia, Pa.



- Set a Vanderbilt sophomore record with 2,409 passing yards, helping Commodore offense score 117 more points than the previous year.
- Sparked Vanderbilt to postseason appearances with three key late-season victories over SEC opponents Georgia, Ole Miss and Tennessee.
- Averaged 298 passing yards in last three SEC games (at Missouri, vs. Ole Miss, vs. Tennessee).
- Passed for 416 yards, fifth highest total in team history, in Vanderbilt regular season finale win over Tennessee.

2017 ALPHABETICAL ROSTER

No.	Name	POS	CL	HT	WT	EXP	Hometown
53	Sean Auwae-McMoore	OL	6-4	305	R-Fr.	RS	Kapolei, Hawaii
17	Feleti Afemui	LB	6-3	235	Fr.	HS	Kahului, Hawaii
18	Colin Anderson	LB	6-2	215	Fr.	HS	Florence, Ala.
78	Bryce Bailey	OL	6-5	305	Fr.	HS	Newburgh, Ind.
38	Gil Barksdale	CB	5-10	182	So.	1L	Solon, Ohio/Solon
91	Drew Birchmeier	DL	6-4	295	R-Fr.	RS	Midlothian, Va.
23	Khari Blasingame	RB	6-1	235	R-Jr.	2L	Huntsville, Ala.
81	James Bostic	WR	6-3	208	Fr.	HS	Ft. Lauderdale, Fla.
92	Jonah Buchanan	DL	6-4	270	Fr.	HS	Honolulu, Hawaii
20	Oren Burks	LB	6-3	230	R-Sr.	3L	Fairfax Station, Va.
74	Cole Clemens	OL	6-6	305	Fr.	HS	So. Jordan, Utah
77	Devin Cochran	OL	6-7	315	R-Fr.	RS	Norcross, Ga.
82	Turner Cockrell	TE	6-5	230	R-Fr.	RS	Acworth, Ga.
35	Frank Coppet	S	5-11	185	R-Fr.	RS	Ft. Lauderdale, Fla.
22	Josh Crawford	RB	5-10	198	Jr.	2L	Montgomery, Ala.
12	Tae Daley	DB	6-0	185	Fr.	HS	Warner Robins, Ga.
70	Darion DeBrossard	OL	6-4	295	R-So.	1L	Snellville, Ga.
76	Egidio DellaRipa	OL	6-4	300	Sr.	RS	Castaic, Calif.
52	Brayden DeVault-Smith	LB	6-3	205	Fr.	HS	Nashville, Tenn.
84	Sam Dobbs	TE	6-4	230	Jr.	2L	Douglasville, Ga.
19	C.J. Duncan	WR	5-11	203	Sr.	2L	Montgomery, Ala.
99	Stone Edwards	DL	6-5	248	Fr.	HS	Hillsborough, N.C.
36	Trey Ellis	WR	5-9	170	Sr.	2L	Charlotte, N.C.
3	Taurean Ferguson	CB	5-9	190	R-Sr.	3L	Jonesboro, Ga.
55	David Floyd	OL	6-5	300	R-Fr.	RS	Nashville, Tenn.
12	Jacob Free	QB	6-4	215	Fr.	HS	Brantley, Ala.
27	Jaire George	RB	6-1	230	R-So.	RS	Hyattville, Md.
28	Allan George	DB	6-1	185	Fr.	HS	Andalusia, Ala.
75	Bailey Granier	OL	6-6	316	Jr.	2L	Galliano, La.
40	Jordan Griffin	LB	6-0	223	Jr.	2L	Tampa, Fla.
98	Ryley Guay	PK	5-10	190	So.	1L	Naperville, Ill.
15	Elijah Hamilton	CB	6-2	200	R-Fr.	RS	Roswell, Ga.
60	Cole Hardin	OL	6-3	305	R-Jr.	1L	Florence, Ala.
24	Randall Haynie	DB	6-0	185	Fr.	HS	Ft. Lauderdale, Fla.
42	Kenny Hebert	LB	6-4	228	R-Fr.	RS	New Orleans, La.
31	Tre Herndon	CB	6-1	188	Sr.	3L	Chattanooga, Tenn.
33	Jay Hockaday	LB	6-3	230	R-So.	1L	Nashville, Tenn.
6	Zaire Jones	S	6-0	200	R-Fr.	RS	Meridian, Miss.
65	Braden Kopp	OL	6-5	280	R-Fr.	RS	Houston, Texas
77	Nifae Lealao	DL	6-5	312	Sr.	3L	Sacramento, Calif.
30	Bryce Lewis	CB	6-0	185	R-Jr.	2L	Lilburn, Ga.
16	Kalija Lipscomb	WR	6-1	200	So.	1L	New Orleans, La.
19	Sam Loy	P	6-1	190	So.	1L	San Clemente, Calif.
45	Cody Markel	TE	6-5	245	R-Fr.	RS	Middleton, Wisc.
83	Nathan Marcus	TE	6-5	242	Sr.	3L	Glen Ellyn, Ill.
54	Kade Mayle	DL	6-2	255	Sr.	SQ	McConnelsville, Ohio
39	Bailey McElwain	FB	6-0	238	So.	1L	Trussville, Ala.

No.	Name	POS	CL	HT	WT	EXP	Hometown
63	Grant Miller	OL	6-4	260	Fr.	HS	Ft. Lauderdale, Fla.
48	Andre Mintze	LB	6-3	235	R-Fr.	RS	Philadelphia, Pa.
7	Dimitri Moore	LB	6-3	215	Fr.	HS	Cedar Hill, Texas
97	Reid Nelson	P	6-2	215	Sr.	1L	Hueytown, Ala.
34	Dare Odeyingbo	DE	6-2	272	Jr.	2L	Irving, Texas
10	Dayo Odeyingbo	DL	6-6	250	Fr.	HS	Irving, Texas
17	Tommy Openshaw	PK	6-2	200	Sr.	3L	Jacksonville, Fla.
40	Baffour Osei	RB	5-8	180	Jr.	SQ	Oxnard, Calif.
88	Michael Owusu	LB	6-5	228	Fr.	HS	Oxnard, Calif.
9	Caleb Peart	LB	6-1	235	R-So.	1L	Gilbert, Ariz.
57	Ean Pfeifer	OL	6-4	300	R-So.	1L	Bentonville, Ark.
85	Chris Pierce	WR	6-4	208	Fr.	HS	Smithfield, Va.
80	Jared Pinkney	TE	6-4	255	R-So.	1L	Norcross, Ga.
44	Jalen Pinkney	DL	6-4	230	Fr.	HS	Norcross, Ga.
29	Austin Quillen	S	5-11	190	R-Fr.	RS	Jenks, Okla.
61	Bruno Reagan	OL	6-3	315	R-Jr.	2L	Clarksville, Tenn.
26	Andrew Rector	S	6-0	205	Jr.	2L	Nashville, Tenn.
28	Dallas Rivers	RB	6-1	225	Sr.	3L	Stone Mtn., Ga.
57	Josiah Sa'o	DL	6-2	295	R-Fr.	RS	San Diego, Calif.
47	Tommy Schiager	FB	6-0	220	R-Fr.	RS	Portland, Ore.
9	Caleb Scott	WR	6-2	202	Sr.	3L	Suwanee, Ga.
21	Donovan Sheffield	CB	5-11	190	Jr.	2L	Nashville, Tenn.
10	Trent Sherfield	WR	6-1	205	Sr.	3L	Danville, Ill.
14	Kyle Shurmur	QB	6-4	227	Jr.	2L	Philadelphia, Pa.
4	Emmanuel Smith	LB	6-2	235	Sr.	3L	Murfreesboro, Tenn.
25	Josh Smith	LB	6-3	240	Jr.	2L	Murfreesboro, Tenn.
58	Justin Skule	OL	6-6	315	Jr.	2L	Clifton, Va.
71	Jared Southers	OL	6-4	310	R-So.	1L	South Orange, N.J.
3	Shawn Stankavage	QB	6-2	205	R-Jr.	RS	Durham, N.C.
73	Jonathan Stewart	OL	6-8	305	Fr.	HS	Lawrenceville, Ga.
15	Alex Stump	WR	6-3	210	R-So.	TR	Cleveland, Ohio
51	Scott Sypniewski	SN	6-0	220	Grad.	TR	Ottawa, Ill.
2	Arnold Tarpley III	S	6-1	203	Sr.	3L	Pittsburgh, Pa.
4	Donaven Tennyson	WR	5-10	170	So.	1L	Richmond, Va.
90	Cameron Tidd	DL	6-3	290	R-Fr.	RS	Greenwood, Ind.
5	Ke'Shawn Vaughn	RB	5-10	215	Jr.	TR	Nashville, Tenn.
32	Jamauri Wakefield	RB	6-1	220	R-Fr.	RS	Jacksonville, Fla.
2	Deuce Wallace	QB	6-2	210	R-Fr.	RS	Sevierville, Tenn.
7	Ralph Webb	RB	5-10	202	Sr.	3L	Gainesville, Fla.
14	Ryan White	S	5-10	190	Sr.	3L	Louisville, Ky.
5	LaDarius Wiley	S	6-1	210	R-Jr.	2L	Los Angeles, Calif.
8	Joejuan Williams	CB	6-3	208	So.	1L	Nashville, Tenn.
13	Jackson Winrow	WR	6-1	195	R-Fr.	RS	Shawnee, Okla.
74	Jay Woods	DL	6-3	285	Sr.	3L	Jackson, Ga.
11	Charles Wright	LB	6-3	240	R-Jr.	2L	Irvine, Calif.
49	Jonathan Wynn	DL	6-4	265	Sr.	3L	Stone Mtn., Ga.
56	Saige Young	OL	6-4	315	So.	TR	Versailles, Ky.

YEAR-BY-YEAR RECORDS

Year	Coach	SEC	SEC Finish	Overall	Bowls
1890	Elliott H. Jones			1-0	
1891	Elliott H. Jones			3-1	
1892	Elliott H. Jones			4-4	
1893	W.J. Keller			6-1	
1894	Henry Thornton			7-1	
1895	C.L. Upton			5-3-1	
1896	R.G. Acton			3-2-2	
1897	R.G. Acton			6-0-1	
1898	R.G. Acton			1-5	
1899	J.L. Crane			7-2	
1900	J.L. Crane			4-4-1	
1901	W.H. Watkins			6-1-1	
1902	W.H. Watkins			8-1	
1903	J.H. Henry			6-1-1	
1904	Dan McGugin			9-0	
1905	Dan McGugin			7-1	
1906	Dan McGugin			8-1	
1907	Dan McGugin			5-1-1	
1908	Dan McGugin			7-2-1	
1909	Dan McGugin			7-3	
1910	Dan McGugin			8-0-1	
1911	Dan McGugin			8-1	
1912	Dan McGugin			8-1-1	
1913	Dan McGugin			5-3	
1914	Dan McGugin			2-6	
1915	Dan McGugin			9-1	
1916	Dan McGugin			7-1-1	
1917	Dan McGugin			5-3	
1918	Ray Morrison (acting)			4-2	
1919	Dan McGugin			5-1-2	
1920	Dan McGugin			5-3-1	
1921	Dan McGugin			7-0-1	
1922	Dan McGugin			8-0-1	
1923	Dan McGugin			5-2-1	
1924	Dan McGugin			6-3-1	
1925	Dan McGugin			6-3	
1926	Dan McGugin			8-1	
1927	Dan McGugin			8-1-2	
1928	Dan McGugin			8-2	
1929	Dan McGugin			7-2	
1930	Dan McGugin			8-2	
1931	Dan McGugin			5-4	
1932	Dan McGugin			6-1-2	
1933	Dan McGugin	2-2-2	6t	4-3-3	
1934	Dan McGugin	4-3	6	6-3	
1935	Ray Morrison	5-1	2	7-3	
1936	Ray Morrison	1-3-1	9	3-5-1	
1937	Ray Morrison	4-2	4	7-2	
1938	Ray Morrison	4-3	6	6-3	
1939	Ray Morrison	1-6	11	2-7-1	
1940	Red Sanders	1-5-1	11	3-6-1	
1941	Red Sanders	3-2	6	8-2	
1942	Red Sanders	2-4	8	6-4	
1943	Herc Alley	0-0		5-0	
1944	Doby Bartling	0-0		3-0-1	
1945	Doby Bartling	2-4	9	3-6	
1946	Red Sanders	3-4	7	5-4	
1947	Red Sanders	3-3	4t	6-4	
1948	Red Sanders	4-2-1	4	8-2-1	
1949	Bill Edwards	4-4	7	5-5	
1950	Bill Edwards	3-4	7t	7-4	
1951	Bill Edwards	3-5	7	6-5	
1952	Bill Edwards	1-4-1	11	3-5-2	
1953	Art Guepe	1-5	10t	3-7	
1954	Art Guepe	1-5	11t	2-7	
1955	Art Guepe	4-3	5	8-3	Gator
1956	Art Guepe	2-5	8t	5-5	
1957	Art Guepe	3-3-1	6t	5-3-2	
1958	Art Guepe	2-1-3	4	5-2-3	
1959	Art Guepe	3-2-2	5t	5-3-2	
1960	Art Guepe	0-7	12	3-7	
1961	Art Guepe	1-6	12	2-8	

Year	Coach	SEC	SEC Finish	Overall	Bowls
1962	Art Guepe	1-6	11	1-9	
1963	Jack Green	0-5-2	10	1-7-2	
1964	Jack Green	1-4-1	9	3-6-1	
1965	Jack Green	1-5	9t	2-7-1	
1966	Jack Green	0-6	9t	1-9	
1967	Bill Pace	0-6	9t	2-7-1	
1968	Bill Pace	2-3-1	8	5-4-1	
1969	Bill Pace	2-3	7	4-6	
1970	Bill Pace	1-5	9	4-7	
1971	Bill Pace	1-5	7	4-6	
1972	Bill Pace	0-6	10	3-8	
1973	Steve Sloan	1-5	10	5-6	
1974	Steve Sloan	2-3-1	7t	7-3-2	Peach
1975	Fred Pancoast	2-4	6t	7-4	
1976	Fred Pancoast	0-6	9t	2-9	
1977	Fred Pancoast	0-6	9t	2-9	
1978	Fred Pancoast	0-6	10	2-9	
1979	George MacIntyre	0-6	9t	1-10	
1980	George MacIntyre	0-6	9t	2-9	
1981	George MacIntyre	1-5	10	4-7	
1982	George MacIntyre	4-2	3t	8-4	Hall of Fame
1983	George MacIntyre	0-6	9t	2-9	
1984	George MacIntyre	2-4	7t	5-6	
1985	George MacIntyre	1-4-1	7	3-7-1	
1986	Watson Brown	0-6	10	1-10	
1987	Watson Brown	1-5	7t	4-7	
1988	Watson Brown	2-5	8t	3-8	
1989	Watson Brown	0-7	10	1-10	
1990	Watson Brown	1-6	8t	1-10	
1991	Gerry DiNardo	3-4	6t	5-6	
1992	Gerry DiNardo	2-6	T5-E	4-7	
1993	Gerry DiNardo	#2-6	6-E	#5-6	
1994	Gerry DiNardo	2-6	5-E	5-6	
1995	Rod Dowhower	1-7	6-E	2-9	
1996	Rod Dowhower	0-8	6-E	2-9	
1997	Woody Widenhofer	0-8	6-E	3-8	
1998	Woody Widenhofer	1-7	5-E	2-9	
1999	Woody Widenhofer	2-6	5-E	5-6	
2000	Woody Widenhofer	1-7	5-E	3-8	
2001	Woody Widenhofer	0-8	6-E	2-9	
2002	Bobby Johnson	0-8	6-E	2-10	
2003	Bobby Johnson	1-7	T5-E	2-10	
2004	Bobby Johnson	1-7	T5-E	2-9	
2005	Bobby Johnson	3-5	T4-E	5-6	
2006	Bobby Johnson	1-7	6-E	4-8	
2007	Bobby Johnson	2-6	6-E	5-7	
2008	Bobby Johnson	4-4	T3-E	7-6	Music City
2009	Bobby Johnson	0-8	6-E	2-10	
2010	Robbie Caldwell	1-7	6-E	2-10	
2011	James Franklin	2-6	T4-E	6-7	Liberty
2012	James Franklin	5-3	4-E	9-4	Music City
2013	James Franklin	4-4	4-E	9-4	Compass
2014	Derek Mason	0-8	7-E	3-9	
2015	Derek Mason	2-6	4-E	4-8	
2016	Derek Mason	3-5	T5-E	6-7	Independence

Includes game forfeited to Vanderbilt

BOWL RESULTS 4-3-1

Bowl	Opponent	Result	Date
Gator	Auburn	W 25-13	12-31-55
Peach	Texas Tech	T 6-6	12-28-74
Hall of Fame	Air Force	L 28-36	12-31-82
Music City	Boston College	W 16-14	12-31-08
Liberty	Cincinnati	L 24-31	12-31-11
Music City	N.C. State	W 38-24	12-31-12
Compass	Houston	W 41-24	1-4-14
Independence	N.C. State	L 17-41	12-26-16



2016 IN REVIEW

2016 FINAL SEC STANDINGS

EASTERN DIVISION

	SEC	Pct.	PF	PA	Overall	Pct.	PF	PA	Home	Away	Neutral	vs. Div.	Top 10	Top 25	Streak
^Florida	6-2	.750	196	123	9-4	.692	311	218	5-0	2-3	2-1	5-1	2-3	0-1	W1
Tennessee	4-4	.500	287	295	9-4	.692	473	375	6-1	2-2	2-0	4-2	3-2	0-2	W1
Georgia	4-4	.500	167	192	8-5	.615	319	312	3-3	3-1	2-1	3-3	2-3	1-0	W1
Kentucky	4-4	.500	185	237	7-6	.538	390	407	5-2	2-3	0-1	3-3	1-3	0-1	L1
South Carolina	3-5	.375	126	168	6-7	.462	270	344	5-2	1-4	0-1	3-3	1-4	0-2	L2
Vanderbilt	3-5	.375	162	162	6-7	.462	299	312	4-2	2-4	0-0	2-4	1-2	0-0	L1
Missouri	2-6	.250	181	280	4-8	.333	377	378	4-3	0-5	0-0	1-5	0-2	0-0	W1

WESTERN DIVISION

	SEC	Pct.	PF	PA	Overall	Pct.	PF	PA	Home	Away	Neutral	vs. Div.	Top 10	Top 25	Streak
#Alabama	8-0	1.000	304	118	14-1	.933	582	195	7-0	4-0	3-1	6-0	9-1	3-1	L1
Auburn	5-3	.625	210	147	8-5	.615	406	222	6-2	2-2	0-1	4-2	2-4	0-3	L2
LSU	5-3	.625	218	141	8-4	.667	340	189	5-2	2-1	1-1	4-2	4-2	0-1	W2
Texas A&M	4-4	.500	252	242	8-5	.615	453	319	5-2	2-2	1-1	2-4	3-2	1-1	L2
Arkansas	3-5	.375	214	298	7-6	.538	394	404	5-2	2-2	0-2	2-4	3-5	1-1	L2
Mississippi State	3-5	.375	234	272	6-7	.462	395	413	3-3	2-4	1-0	2-4	1-2	1-1	W2
Ole Miss	2-6	.250	234	295	5-7	.417	391	408	4-3	1-3	0-1	1-5	2-5	1-2	L2

- SEC Champion; ^ - Eastern Division Champion

vs. Top 25 / Top 10 - Record vs. teams in Top 25 / Top 10 (AP, USA Today) when game was played; Teams listed in alphabetical order unless tie-breaker applicable

SEC SENDS NATIONAL RECORD-HIGH 12 TEAMS TO POSTSEASON IN 2016

A total of 12 Southeastern Conference football teams advanced to bowl games at the end of the 2016 season, a national record. With 12 teams advancing to bowl games this season, the SEC became the first conference to send at least 10 teams to postseason bowls in four consecutive seasons. The SEC also sent a NCAA-record 12 teams to participate in postseason bowl games in 2014 and has sent no less than eight teams to post-season bowls in each of the last ten seasons.

During the last 11 years (2006-16), Southeastern Conference football has experienced success that is unparalleled in its football history and in the history of college football. During this tenure, the SEC's achievements have been demonstrated by:

- Triumphs in major bowl games, including the National Championship Game
- Non-conference success in regular season and bowl games
- Defeating highly-ranked non-conference teams
- Success in the polls and rankings
- Individual awards and All-America Teams
- Academic and Community Service Standouts
- Continued accomplishments of former SEC student-athletes in the NFL and NFL Draft

SEC IN THE CFP/BCS ERA (Since 1998)

- The SEC has won eight of the last 11 national championships, 10 of the 19 BCS/CFP-era National Championships, three runner-up finishes and 24 overall national titles (AP, BCS, FWAA, coaches poll) in SEC history. The SEC has appeared in 10 of the last 11 National Championship Games and in 10 of the 16 BCS Championship Games, winning nine.

SEC IN OVERALL BOWL GAMES

- Since 2006, the SEC has accrued more bowl wins (71) and appearances (110) than any other conference. The conference's .645 bowl winning percentage is first among FBS leagues during that time.

SEC	71-39	.645
Pac-12	41-29	.586
American	34-29	.540
Mountain West	35-27	.565
Sun Belt	18-14	.563
Conference USA	33-29	.532
Big 12	41-41	.500
Independents	12-12	.500
ACC	45-55	.450
Big Ten	35-57	.380
MAC	15-41	.268

- The SEC is 71-19 (.645) in bowl games since 2006, winning six or more bowl games each year but 2010, when the league finished 5-5.
- Teams from the SEC have posted 67 wins in the last nine years against non-conference Top 25 teams (at time game was played), an average of over seven wins per season. Eleven of the 14 SEC teams have at least one win against a non-conference Top 25 team in the last nine years with Alabama (11), LSU (10), Georgia (9), Florida (6), South Carolina (7) Auburn (3) and Texas A&M (3) leading the way. SEC teams have beaten teams ranked 1-25 since 2006 with the exception of No. 6, including five victories over No. 1.

2016 IN REVIEW

2016 SEC TEAM STATISTICS

SCORING OFFENSE	G	TD	XP	2XP	DXP	FG	Saf	Pts	Avg
1. Alabama	15	74	72	0	0	22	0	582	38.8
2. Tennessee	13	63	62	0	0	11	0	473	36.4
3. Texas A&M	13	57	54	2	0	17	1	453	34.8
4. Ole Miss	12	47	41	1	0	22	0	391	32.6
5. Missouri	12	52	45	1	0	6	0	377	31.4
6. Auburn	13	46	44	0	0	28	1	406	31.2
7. Mississippi State	13	52	48	1	0	11	0	395	30.4
8. Arkansas	13	51	45	2	0	13	0	394	30.3
9. Kentucky	13	49	44	2	0	16	0	390	30.0
10. LSU	12	44	41	0	0	11	1	340	28.3
11. Georgia	13	38	36	1	0	17	1	319	24.5
12. Florida	13	35	32	1	1	21	1	311	23.9
13. Vanderbilt	13	36	36	0	0	15	1	299	23.0
14. South Carolina	13	33	31	1	0	13	0	270	20.8

RUSHING OFFENSE	G	Att	Yds	Avg	TD	Yds/G
1. Auburn	13	645	3527	5.5	33	271.3
2. Alabama	15	639	3675	5.8	33	245.0
3. Kentucky	13	560	3044	5.4	30	234.2
4. LSU	12	459	2796	6.1	30	233.0
5. Mississippi State	13	532	2997	5.6	24	230.5
6. Texas A&M	13	484	2754	5.7	28	211.8
7. Tennessee	13	517	2668	5.2	31	205.2
8. Missouri	12	500	2461	4.9	24	205.1
9. Georgia	13	533	2486	4.7	18	191.2
10. Vanderbilt	13	497	2138	4.3	26	164.5
11. Arkansas	13	517	2135	4.1	21	164.2
12. Ole Miss	12	422	1793	4.2	17	149.4
13. South Carolina	13	475	1747	3.7	20	134.4
14. Florida	13	452	1667	3.7	11	128.2

SCORING DEFENSE	G	TD	XP	2XP	DXP	FG	Saf	Pts	Avg
1. Alabama	15	21	19	0	1	16	0	195	13.0
2. LSU	12	16	12	3	0	25	0	189	15.8
3. Florida	13	27	26	0	0	10	0	218	16.8
4. Auburn	13	23	21	0	0	21	0	222	17.1
5. Vanderbilt	13	37	33	0	0	19	0	312	24.0
6. Georgia	13	41	39	0	0	9	0	312	24.0
7. Texas A&M	13	38	32	1	0	19	0	319	24.5
8. South Carolina	13	44	40	2	0	12	0	344	26.5
9. Tennessee	13	48	45	0	0	14	0	375	28.8
10. Arkansas	13	54	51	1	0	9	0	404	31.1
11. Kentucky	13	50	48	1	0	19	0	407	31.3
12. Missouri	12	49	48	0	0	12	0	378	31.5
13. Mississippi State	13	53	44	3	0	15	0	413	31.8
14. Ole Miss	12	50	48	0	0	20	0	408	34.0

RUSHING DEFENSE	G	Rushes	Yards	Avg.	TD	Yds/G
1. Alabama	15	476	959	2.0	5	63.9
2. LSU	12	429	1407	3.3	7	117.2
3. Auburn	13	462	1726	3.7	8	132.8
4. Georgia	13	470	1868	4.0	24	143.7
5. Florida	13	488	1878	3.8	16	144.5
6. Vanderbilt	13	455	2126	4.7	14	163.5
7. Mississippi State	13	485	2308	4.8	17	177.5
8. Texas A&M	13	573	2493	4.4	21	191.8
9. South Carolina	13	550	2642	4.8	20	203.2
10. Arkansas	13	452	2671	5.9	39	205.5
11. Tennessee	13	568	2841	5.0	28	218.5
12. Kentucky	13	576	2966	5.1	25	228.2
13. Missouri	12	531	2794	5.3	28	232.8
14. Ole Miss	12	546	2956	5.4	31	246.3

PASS OFFENSE	G	Att	Cmp	Int	Pct.	Yds	Avg	TD	Yds/G
1. Ole Miss	12	483	289	14	59.8	3779	7.8	27	314.9
2. Missouri	12	448	249	10	55.6	3545	7.9	25	295.4
3. Arkansas	13	406	247	15	60.8	3434	8.5	26	264.2
4. Texas A&M	13	469	255	9	54.4	3317	7.1	25	255.2
5. Tennessee	13	379	238	12	62.8	3100	8.2	28	238.5
6. Florida	13	410	241	15	58.8	2805	6.8	18	215.8
7. South Carolina	13	402	248	7	61.7	2771	6.9	12	213.2
8. Alabama	15	417	265	9	63.5	3154	7.6	26	210.3
9. Mississippi State	13	411	230	10	56.0	2726	6.6	24	209.7
10. Georgia	13	386	212	9	54.9	2515	6.5	16	193.5
11. Vanderbilt	13	394	210	11	53.3	2486	6.3	9	191.2
12. LSU	12	298	174	7	58.4	2281	7.7	12	190.1
13. Kentucky	13	312	170	12	54.5	2419	7.8	17	186.1
14. Auburn	13	289	178	6	61.6	2203	7.6	12	169.5

TOTAL OFFENSE	G	Rush	Pass	Plays	Yards	Avg/P	TD	Yds/G
1. Missouri	12	2461	3545	948	6006	6.3	49	500.5
2. Texas A&M	13	2754	3317	953	6071	6.4	53	467.0
3. Ole Miss	12	1793	3779	905	5572	6.2	44	464.3
4. Alabama	15	3675	3154	1056	6829	6.5	59	455.3
5. Tennessee	13	2668	3100	896	5768	6.4	59	443.7
6. Auburn	13	3527	2203	934	5730	6.1	45	440.8
7. Mississippi State	13	2997	2726	943	5723	6.1	48	440.2
8. Arkansas	13	2135	3434	923	5569	6.0	47	428.4
9. LSU	12	2796	2281	757	5077	6.7	42	423.1
10. Kentucky	13	3044	2419	872	5463	6.3	47	420.2
11. Georgia	13	2486	2515	919	5001	5.4	34	384.7
12. Vanderbilt	13	2138	2486	891	4624	5.2	35	355.7
13. South Carolina	13	1747	2771	877	4518	5.2	32	347.5
14. Florida	13	1667	2805	862	4472	5.2	29	344.0

PASS DEFENSE	G	Att	Cmp	Int	Pct.	Yds	Avg	TD	Yds/G
1. Florida	13	328	148	16	45.1	1931	5.9	8	148.5
2. Georgia	13	339	200	15	59.0	2389	7.0	14	183.8
3. LSU	12	364	194	9	53.3	2366	6.5	9	197.2
4. Alabama	15	507	273	16	53.8	2968	5.9	15	197.9
5. Kentucky	13	352	202	13	57.4	2679	7.6	20	206.1
6. South Carolina	13	403	243	15	60.3	2713	6.7	20	208.7
7. Ole Miss	12	350	206	8	58.9	2579	7.4	15	214.9
8. Arkansas	13	370	218	10	58.9	2875	7.8	12	221.2
9. Auburn	13	466	270	11	57.9	2979	6.4	14	229.2
10. Tennessee	13	432	238	11	55.1	2993	6.9	18	230.2
11. Vanderbilt	13	445	271	5	60.9	3180	7.1	20	244.6
12. Missouri	12	418	241	15	57.7	2962	7.1	17	246.8
13. Texas A&M	13	462	272	12	58.9	3250	7.0	16	250.0
14. Mississippi State	13	472	291	14	61.7	3660	7.8	33	281.5

TOTAL DEFENSE	G	Rush	Pass	Plys	Yards	Avg	TD	Yds/G
1. Alabama	15	959	2968	983	3927	4.0	20	261.8
2. Florida	13	1878	1931	816	3809	4.7	24	293.0
3. LSU	12	1407	2366	793	3773	4.8	16	314.4
4. Georgia	13	1868	2389	809	4257	5.3	38	327.5
5. Auburn	13	1726	2979	928	4705	5.1	22	361.9
6. Vanderbilt	13	2126	3180	900	5306	5.9	34	408.2
7. South Carolina	13	2642	2713	953	5355	5.6	40	411.9
8. Arkansas	13	2671	2875	822	5546	6.7	51	426.6
9. Kentucky	13	2966	2679	928	5645	6.1	45	434.2
10. Texas A&M	13	2493	3250	1035	5743	5.5	37	441.8
11. Tennessee	13	2841	2993	1000	5834	5.8	46	448.8
12. Mississippi State	13	2308	3660	957	5968	6.2	50	459.1
13. Ole Miss	12	2956	2579	896	5535	6.2	46	461.2
14. Missouri	12	2794	2962	949	5756	6.1	45	479.7

KICKOFF RETURNS	G	Ret	Yds	TD	Avg
1. South Carolina	13	32	825	1	25.8
2. Tennessee	13	42	1045	1	24.9
3. Vanderbilt	13	36	850	0	23.6
4. Texas A&M	13	41	967	0	23.6
5. Ole Miss	12	37	839	0	22.7
6. Florida	13	26	580	1	22.3
7. Kentucky	13	39	863	0	22.1
8. Mississippi State	13	42	868	0	20.7
9. Georgia	13	29	585	1	20.2
10. Alabama	15	28	547	0	19.5
11. LSU	12	24	459	0	19.1
12. Auburn	13	23	438	0	19.0
13. Missouri	12	43	811	0	18.9
14. Arkansas	13	37	688	0	18.6

PUNT RETURN AVG.	G	Ret	Yds	TD	Avg
1. Texas A&M	13	14	355	4	25.4
2. Alabama	15	34	528	4	15.5
3. Missouri	12	26	293	1	11.3
4. Tennessee	13	33	367	1	11.1
5. Auburn	13	16	171	0	10.7
6. Georgia	13	23	245	1	10.7
7. Arkansas	13	17	143	0	8.4
8. Kentucky	13	16	131	1	8.2
9. LSU	12	24	186	1	7.8
10. Vanderbilt	13	18	138	0	7.7
11. Florida	13	32	242	0	7.6
12. South Carolina	13	14	89	0	6.4
13. Ole Miss	12	10	60	0	6.0
14. Mississippi State	13	19	76	0	4.0



2016 IN REVIEW

PUNTING..... G	No.	Yards	Avg/P	PR	Avg	TBg	Net/P
1. Arkansas..... 13	59	2626	44.5	101	1.7	3	41.8
2. Texas A&M..... 13	71	3056	43.0	104	1.5	0	41.6
3. Florida..... 13	65	3065	47.2	284	4.4	7	40.6
4. Missouri..... 12	66	2894	43.8	111	1.7	6	40.3
5. Auburn..... 13	48	1994	41.5	19	0.4	3	39.9
6. Alabama..... 15	65	3045	46.8	213	3.3	12	39.9
7. Tennessee..... 13	70	3120	44.6	152	2.2	9	39.8
8. LSU..... 12	57	2357	41.4	38	0.7	3	39.6
9. Ole Miss..... 12	54	2323	43.0	177	3.3	4	38.3
10. South Carolina..... 13	74	3150	42.6	249	3.4	4	38.1
11. Vanderbilt..... 13	73	2922	40.0	141	1.9	6	36.5
12. Mississippi State..... 13	63	2453	38.9	133	2.1	4	35.6
13. Georgia..... 13	69	2590	37.5	122	1.8	3	34.9
14. Kentucky..... 13	61	2335	38.3	125	2.0	5	34.6

PASS EFFICIENCY..... G	Att	Cmp	Pct	Int	Yds	TD	Effic
1. Tennessee..... 13	379	238	62.8	12	3100	28	149.6
2. Arkansas..... 13	406	247	60.8	15	3434	26	145.6
3. Alabama..... 15	417	265	63.5	9	3154	26	143.3
4. Ole Miss..... 12	483	289	59.8	14	3779	27	138.2
5. Missouri..... 12	448	249	55.6	10	3545	25	136.0
6. Auburn..... 13	289	178	61.6	6	2203	12	135.2
7. LSU..... 12	298	174	58.4	7	2281	12	131.3
8. Kentucky..... 13	312	170	54.5	12	2419	17	129.9
9. Texas A&M..... 13	469	255	54.4	9	3317	25	127.5
10. Mississippi State..... 13	411	230	56.0	10	2726	24	126.1
11. South Carolina..... 13	402	248	61.7	7	2771	12	126.0
12. Florida..... 13	410	241	58.8	15	2805	18	123.4
13. Georgia..... 13	386	212	54.9	9	2515	16	118.7
14. Vanderbilt..... 13	394	210	53.3	11	2486	9	108.3

TURNOVER MARGIN..... G	Gained			Lost			Mar	Per/G
	Fum	Int	Tot	Fum	Int	Tot		
1. Alabama..... 15	13	16	29	10	9	19	+10	0.67
2. Georgia..... 13	12	15	27	10	9	19	+8	0.62
3. South Carolina..... 13	12	15	27	13	7	20	+7	0.54
Mississippi State..... 13	9	14	23	6	10	16	+7	0.54
5. Vanderbilt..... 13	14	5	19	4	11	15	+4	0.31
6. Auburn..... 13	6	11	17	8	6	14	+3	0.23
Texas A&M..... 13	12	12	24	12	9	21	+3	0.23
8. Florida..... 13	8	16	24	7	15	22	+2	0.15
9. LSU..... 12	8	9	17	10	7	17	+0	0.00
10. Tennessee..... 13	13	11	24	14	12	26	-2	-0.15
11. Missouri..... 12	5	15	20	13	10	23	-3	-0.25
Ole Miss..... 12	8	8	16	5	14	19	-3	-0.25
13. Arkansas..... 13	11	10	21	10	15	25	-4	-0.31
14. Kentucky..... 13	8	13	21	16	12	28	-7	-0.54

PASS DEF EFFICIENCY..... G	Att	Cmp	Int	Pct.	Yds	TD	Effic
1. Florida..... 13	328	148	16	45.1	1931	8	92.9
2. Alabama..... 15	507	273	16	53.8	2968	15	106.5
3. LSU..... 12	364	194	9	53.3	2366	9	111.1
4. Auburn..... 13	466	270	11	57.9	2979	14	116.8
5. Tennessee..... 13	432	238	11	55.1	2993	18	121.9
6. Georgia..... 13	339	200	15	59.0	2389	14	123.0
7. Missouri..... 12	418	241	15	57.7	2962	17	123.4
8. Texas A&M..... 13	462	272	12	58.9	3250	16	124.2
9. South Carolina..... 13	403	243	15	60.3	2713	20	125.8
10. Arkansas..... 13	370	218	10	58.9	2875	12	129.5
11. Ole Miss..... 12	350	206	8	58.9	2579	15	130.3
12. Kentucky..... 13	352	202	13	57.4	2679	20	132.7
13. Vanderbilt..... 13	445	271	5	60.9	3180	20	133.5
14. Mississippi State..... 13	472	291	14	61.7	3660	33	143.9

FIRST DOWNS..... G	Rush	Pass	Pen	Total
1. Alabama..... 15	181	122	12	315
2. Ole Miss..... 12	99	177	22	298
3. Missouri..... 12	144	130	18	292
4. Arkansas..... 13	116	150	22	288
5. Mississippi State..... 13	142	124	21	287
6. Auburn..... 13	172	97	16	285
7. Texas A&M..... 13	123	142	16	281
8. Tennessee..... 13	126	136	18	280
9. Georgia..... 13	126	117	18	261
10. Kentucky..... 13	145	96	19	260
11. Vanderbilt..... 13	105	129	19	253
12. South Carolina..... 13	93	127	21	241
13. Florida..... 13	95	125	15	235
LSU..... 12	120	100	15	235

3RD-DN CONVERSIONS..... G	Conv	Att	Pct
1. Alabama..... 15	91	208	43.8
2. LSU..... 12	66	152	43.4
3. Missouri..... 12	83	193	43.0
4. Georgia..... 13	81	194	41.8
5. Florida..... 13	80	192	41.7
6. Auburn..... 13	76	183	41.5
7. Tennessee..... 13	72	175	41.1
8. Mississippi State..... 13	78	192	40.6
9. Ole Miss..... 12	68	169	40.2
10. Arkansas..... 13	70	176	39.8
11. Texas A&M..... 13	76	194	39.2
12. Kentucky..... 13	72	184	39.1
13. Vanderbilt..... 13	65	183	35.5
14. South Carolina..... 13	63	184	34.2

OPPONENT 1ST DOWNS..... G	Rush	Pass	Pen	Total
1. LSU..... 12	77	100	15	192
2. Florida..... 13	96	83	27	206
3. Georgia..... 13	101	96	11	208
4. Alabama..... 15	71	125	21	217
5. Arkansas..... 13	114	124	11	249
6. Auburn..... 13	95	137	18	250
7. Vanderbilt..... 13	108	138	20	266
8. Ole Miss..... 12	137	116	17	270
9. Missouri..... 12	120	133	20	273
10. Tennessee..... 13	136	135	22	293
11. Kentucky..... 13	157	123	15	295
12. South Carolina..... 13	144	134	20	298
Mississippi State..... 13	110	172	16	298
14. Texas A&M..... 13	133	142	31	306

OPP 3RD-DN CONVERT..... G	Conv	Att	Pct
1. Alabama..... 15	73	238	30.7
2. LSU..... 12	61	189	32.3
3. Florida..... 13	63	181	34.8
4. Auburn..... 13	70	201	34.8
5. Georgia..... 13	64	174	36.8
6. Tennessee..... 13	78	206	37.9
7. Texas A&M..... 13	82	211	38.9
8. Vanderbilt..... 13	77	191	40.3
9. Mississippi State..... 13	78	190	41.1
10. Ole Miss..... 12	75	180	41.7
11. South Carolina..... 13	81	190	42.6
12. Missouri..... 12	86	194	44.3
13. Kentucky..... 13	80	180	44.4
14. Arkansas..... 13	74	165	44.8

SACKS BY..... G	Sacks	Yards
1. Alabama..... 15	54	433
2. Texas A&M..... 13	39	240
3. LSU..... 12	36	244
4. Florida..... 13	31	208
Tennessee..... 13	31	214
6. Georgia..... 13	29	198
7. Missouri..... 12	27	165
8. Mississippi State..... 13	25	158
Auburn..... 13	25	161
Arkansas..... 13	25	186
11. South Carolina..... 13	21	170
Kentucky..... 13	21	171
13. Ole Miss..... 12	20	140
14. Vanderbilt..... 13	15	78

SACKS AGAINST..... G	Sacks	Yards
1. Missouri..... 12	14	101
2. Mississippi State..... 13	18	117
3. LSU..... 12	19	112
Auburn..... 13	19	137
5. Texas A&M..... 13	21	154
6. Georgia..... 13	24	146
7. Tennessee..... 13	25	225
Alabama..... 15	25	148
9. Ole Miss..... 12	26	153
10. Kentucky..... 13	28	189
Florida..... 13	28	221
12. Vanderbilt..... 13	32	217
13. Arkansas..... 13	35	264
14. South Carolina..... 13	41	268

2016 IN REVIEW

PENALTIES	G	No	Yds	Avg/G
1. Auburn	13	61	475	36.5
2. LSU	12	58	492	41.0
3. Georgia	13	74	547	42.1
4. Ole Miss	12	59	520	43.3
5. Alabama	15	86	660	44.0
6. Vanderbilt	13	67	575	44.2
7. Kentucky	13	66	605	46.5
8. South Carolina	13	65	606	46.6
9. Mississippi State	13	68	617	47.5
10. Arkansas	13	80	680	52.3
11. Texas A&M	13	81	685	52.7
12. Tennessee	13	80	735	56.5
13. Missouri	12	80	685	57.1
14. Florida	13	88	758	58.3

FIELD GOALS	G	Made	Att	Pct
1. Ole Miss	12	22	23	.957
2. Auburn	13	28	32	.875
3. Kentucky	13	16	19	.842
4. Florida	13	21	25	.840
5. Vanderbilt	13	15	19	.789
6. Arkansas	13	13	17	.765
South Carolina	13	13	17	.765
8. Alabama	15	22	29	.759
9. LSU	12	11	15	.733
10. Texas A&M	13	17	24	.708
11. Tennessee	13	11	16	.688
12. Georgia	13	17	25	.680
13. Mississippi State	13	11	19	.579
14. Missouri	12	6	13	.462

OPPONENT PENALTIES	G	No	Yds	Avg/G
1. Ole Miss	12	82	691	57.6
2. South Carolina	13	83	730	56.2
3. Vanderbilt	13	80	726	55.8
4. Kentucky	13	84	668	51.4
5. Tennessee	13	83	666	51.2
6. Missouri	12	75	596	49.7
7. Auburn	13	79	639	49.2
8. Texas A&M	13	82	574	44.2
9. Mississippi State	13	68	561	43.2
10. LSU	12	64	502	41.8
11. Arkansas	13	57	526	40.5
12. Georgia	13	65	517	39.8
13. Florida	13	56	466	35.8
14. Alabama	15	58	471	31.4

PAT KICKING	G	Made	Att	Pct
1. Tennessee	13	62	62	1.000
Texas A&M	13	54	54	1.000
Auburn	13	44	44	1.000
Vanderbilt	13	36	36	1.000
Georgia	13	36	36	1.000
Florida	13	32	32	1.000
South Carolina	13	31	31	1.000
8. Alabama	15	72	73	.986
9. Mississippi State	13	48	49	.980
10. Arkansas	13	45	46	.978
11. Kentucky	13	44	45	.978
12. LSU	12	41	43	.953
Ole Miss	12	41	43	.953
14. Missouri	12	45	51	.882

4TH-DN CONVERSIONS	G	Conv	Att	Pct
1. Kentucky	13	12	16	75.0
2. Alabama	15	10	17	58.8
3. Texas A&M	13	10	18	55.6
Arkansas	13	10	18	55.6
5. Missouri	12	13	24	54.2
6. Georgia	13	7	13	53.8
7. South Carolina	13	13	25	52.0
8. Mississippi State	13	14	28	50.0
9. Auburn	13	10	21	47.6
10. Florida	13	7	15	46.7
11. Ole Miss	12	6	16	37.5
12. Vanderbilt	13	6	18	33.3
13. Tennessee	13	2	9	22.2
14. LSU	12	1	8	12.5

TIME OF POSSESSION	G	Total Time	Avg/G
1. Arkansas	13	451:28	34:43
2. Georgia	13	438:16	33:42
3. Vanderbilt	13	413:28	31:48
4. Florida	13	405:51	31:13
5. LSU	12	373:33	31:07
6. Alabama	15	463:59	30:55
7. South Carolina	13	389:17	29:56
8. Kentucky	13	388:06	29:51
9. Auburn	13	379:21	29:10
10. Mississippi State	13	375:06	28:51
11. Tennessee	13	356:13	27:24
12. Texas A&M	13	344:38	26:30
13. Ole Miss	12	311:13	25:56
14. Missouri	12	291:38	24:18

OPP 4TH-DN CONVERT	G	Conv	Att	Pct
1. Alabama	15	4	23	17.4
2. Florida	13	4	16	25.0
3. Tennessee	13	8	26	30.8
4. Vanderbilt	13	6	19	31.6
5. Texas A&M	13	7	21	33.3
6. Georgia	13	7	17	41.2
7. Missouri	12	5	12	41.7
8. Auburn	13	12	23	52.2
9. LSU	12	10	19	52.6
10. Kentucky	13	7	13	53.8
11. South Carolina	13	14	24	58.3
12. Arkansas	13	8	13	61.5
13. Ole Miss	12	9	14	64.3
14. Mississippi State	13	19	28	67.9

KICKOFF COVERAGE	G	No.	Yds	Avg	Retn	TB	NetAvg
1. Tennessee	13	83	5349	64.4	689	45	42.6
2. LSU	12	67	4107	61.3	919	14	42.4
3. Ole Miss	12	79	4982	63.1	921	32	41.3
4. Florida	13	66	4276	64.8	354	48	41.2
5. Mississippi State	13	72	4404	61.2	843	24	41.1
6. Texas A&M	13	80	5125	64.1	417	57	41.0
7. Vanderbilt	13	62	3810	61.5	902	15	40.9
8. Auburn	13	83	5291	63.7	342	63	40.7
9. Alabama	15	110	6930	63.0	1212	52	40.2
10. Kentucky	13	76	4633	61.0	997	24	39.9
11. Arkansas	13	72	4345	60.3	1115	15	39.7
12. Missouri	12	69	4261	61.8	541	44	38.0
13. Georgia	13	67	4140	61.8	1001	24	37.9
14. South Carolina	13	57	3475	61.0	1032	17	35.4

RED ZONE OFFENSE	G	RedZone	Percent	TDs	R/P	FG-AT	Fumb/Int/Downs/Other
1. Vanderbilt	13	43-46	93.5	32	24/8	11-12	0/0/2/0
2. Alabama	15	58-65	89.2	40	24/16	18-21	1/1/2/0
3. Tennessee	13	43-49	87.8	36	23/13	7-8	0/1/3/1
4. Kentucky	13	36-42	85.7	25	19/6	11-13	3/0/1/0
5. Auburn	13	47-55	85.5	31	25/6	16-17	1/2/3/1
6. Texas A&M	13	46-54	85.2	33	18/15	13-17	1/1/1/1
7. Georgia	13	38-45	84.4	25	15/10	13-16	0/3/1/0
8. Ole Miss	12	48-57	84.2	31	13/18	17-17	2/1/3/3
9. LSU	12	33-40	82.5	25	19/6	8-9	1/0/2/3
10. Arkansas	13	46-58	79.3	35	14/21	11-12	2/5/4/0
11. Mississippi State	13	41-53	77.4	31	18/13	10-14	0/4/3/1
12. South Carolina	13	34-45	75.6	26	18/8	8-10	3/0/2/4
13. Missouri	12	38-51	74.5	33	19/14	5-10	2/1/2/3
14. Florida	13	30-42	71.4	21	10/11	9-11	3/0/6/1

RED ZONE DEFENSE	G	RedZone	Percent	TDs	R/P	FG-AT	Fumb/Int/Downs/Other
1. Vanderbilt	13	32-49	65.3	23	14/9	9-13	3/2/5/3
2. Florida	13	28-39	71.8	18	14/4	10-12	1/1/6/1
3. Auburn	13	32-43	74.4	18	7/11	14-18	0/2/4/1
4. Texas A&M	13	42-56	75.0	26	14/12	16-21	2/3/4/0
5. South Carolina	13	40-53	75.5	31	15/16	9-13	2/4/2/1
6. Mississippi State	13	46-57	80.7	34	11/23	12-17	1/1/3/1
7. Kentucky	13	38-47	80.9	27	19/8	11-14	1/3/1/1
8. LSU	12	27-33	81.8	8	6/2	19-19	1/2/3/0
9. Missouri	12	41-50	82.0	31	18/13	10-13	1/2/3/0
10. Alabama	15	21-25	84.0	12	4/8	9-9	1/1/2/0
11. Arkansas	13	41-48	85.4	35	28/7	6-9	3/0/1/0
12. Tennessee	13	43-50	86.0	31	20/11	12-14	1/1/3/0
13. Georgia	13	39-43	90.7	32	21/11	7-10	0/1/0/0
14. Ole Miss	12	45-48	93.8	35	25/10	10-11	1/0/1/0



2016 IN REVIEW

ON-SIDE KICK SUCCESS	G	OnSide	Percent
1. Ole Miss	12	1-1	100.0
Missouri	12	1-1	100.0
3. Mississippi State	13	1-2	50.0
4. Texas A&M	13	1-4	25.0
5. Arkansas	13	0-2	0.0
Florida	13	0-2	0.0
South Carolina	13	0-2	0.0
Kentucky	13	0-1	0.0
Auburn	13	0-1	0.0
LSU	12	0-0	0.0
Georgia	13	0-0	0.0
Tennessee	13	0-0	0.0
Alabama	15	0-0	0.0
Vanderbilt	13	0-0	0.0

ON-SIDE KICK ALLOWED	G	OnSide	Percent
1. Georgia	13	0-2	0.0
Tennessee	13	0-2	0.0
Texas A&M	13	0-2	0.0
South Carolina	13	0-2	0.0
Arkansas	13	0-2	0.0
Mississippi State	13	0-2	0.0
Kentucky	13	0-1	0.0
Auburn	13	0-0	0.0
Florida	13	0-0	0.0
Missouri	12	0-0	0.0
Vanderbilt	13	0-0	0.0
12. LSU	12	1-3	33.3
13. Ole Miss	12	1-2	50.0
14. Alabama	15	2-3	66.7

ATTENDANCE	HOME	AWAY	NEUT	ALL				
Team	GAMES	Avg	GAMES	Avg	GAMES	Avg	GAMES	Avg
Alabama	7-712747	101821	4-346411	86603	4-306499	76625	15-1365657	91044
Arkansas	7-487067	69581	4-245123	61281	2-114653	57326	13-846843	65142
Auburn	8-695498	86937	4-320596	80149	1-54077	54077	13-1070171	82321
Florida	5-439229	87846	5-387837	77567	3-210432	70144	13-1037498	79808
Georgia	6-556476	92746	4-262669	65667	3-211173	70391	13-1030318	79255
Kentucky	7-375500	53643	5-393026	78605	1-43102	43102	13-811628	62433
LSU	7-708618	101231	3-265568	88523	2-123886	61943	12-1098072	91506
Mississippi State	6-349904	58317	6-393441	65574	1-15717	15717	13-759062	58389
Missouri	7-365651	52236	5-425850	85170	0-0	0	12-791501	65958
Ole Miss	7-454368	64910	4-308161	77040	1-63042	63042	12-825571	68798
South Carolina	7-538441	76920	5-310925	62185	1-31229	31229	13-880595	67738
Tennessee	7-706776	100968	4-315798	78950	2-225486	112743	13-1248060	96005
Texas A&M	7-713418	101917	4-325648	81412	2-136163	68082	13-1175229	90402
Vanderbilt	6-187451	31242	6-351078	58513	1-28995	28995	13-567524	43656
Totals	94-7291144	77565	63-4652131	73843	24-1564454	65186	181-13507729	74628

2016 SEC INDIVIDUAL STATISTICS

RUSHING	Team	Cl	G	Att	Yds	Avg	TD	Long	Yds/G
1. Kamryn Pettway	AU	SO	10	209	1224	5.9	7	64	122.4
2. Derrius Guice	LS	SO	12	183	1387	7.6	15	96	115.6
3. Nick Fitzgerald	MS	SO	13	195	1375	7.1	16	74	105.8
4. Rawleigh Williams	AR	SO	13	245	1360	5.6	12	72	104.6
5. Ralph Webb	VU	JR	13	250	1283	5.1	13	49	98.7
6. Damarea Crockett	MO	FR	11	153	1062	6.9	10	39	96.5
7. S. Williams	UK	JR	13	171	1170	6.8	7	63	90.0
8. Nick Chubb	UG	JR	13	224	1130	5.0	8	55	86.9
9. Benny Snell	UK	FR	13	186	1091	5.9	13	48	83.9
10. Trayveon Williams	AM	FR	13	156	1057	6.8	8	89	81.3

PASSING AVG/GAME	Team	Cl	G	Att	Cmp	Int	Pct.	Yds	TD	Avg/G
1. Chad Kelly	UM	SR	9	328	205	8	62.5	2758	19	306.4
2. Drew Lock	MO	SO	12	434	237	10	54.6	3399	23	283.2
3. Austin Allen	AR	JR	13	401	245	15	61.1	3430	25	263.8
4. Joshua Dobbs	UT	SR	13	357	225	12	63.0	2946	27	226.6
5. Trevor Knight	AM	SR	11	362	193	7	53.3	2432	19	221.1
6. Danny Etling	LS	JR	11	269	160	5	59.5	2123	11	193.0
7. Jacob Eason	UG	FR	13	370	204	8	55.1	2430	16	186.9
8. Nick Fitzgerald	MS	SO	13	361	196	10	54.3	2423	21	186.4
9. Jalen Hurts	UA	FR	15	382	240	9	62.8	2780	23	185.3
10. Kyle Shurmur	VU	SO	13	375	204	10	54.4	2409	9	185.3

INTERCEPTIONS	Team	Cl	G	Int	Yds	TD	Long	Int/G
1. Aarion Penton	MO	SR	12	5	82	1	63	0.42
2. Minkah Fitzpatrick	UA	SO	15	6	186	2	100	0.40
3. Jalen Tabor	UF	JR	12	4	47	1	39	0.33
4. Justin Evans	AM	SR	13	4	0	0	0	0.31
5. John Gibson	MO	SR	11	3	20	0	18	0.27
6. Zedrick Woods	UM	SO	12	3	71	1	39	0.25
Joshua Holsey	AU	SR	12	3	47	0	47	0.25
8. Jamoral Graham	MS	JR	13	3	105	1	46	0.23
Chauncey Gardner	UF	FR	13	3	103	1	58	0.23
Quincy Wilson	UF	JR	13	3	80	1	78	0.23

PASS EFFICIENCY	Team	Cl	G	Att	Cmp	Int	Pct.	Yds	TD	Eff.
1. Joshua Dobbs	UT	SR	13	357	225	12	63.0	2946	27	150.6
2. Chad Kelly	UM	SR	9	328	205	8	62.5	2758	19	147.4
3. Austin Allen	AR	JR	13	401	245	15	61.1	3430	25	146.0
4. Sean White	AU	SO	11	208	133	3	63.9	1679	9	143.1
5. Jalen Hurts	UA	FR	15	382	240	9	62.8	2780	23	139.1
6. Danny Etling	LS	JR	11	269	160	5	59.5	2123	11	135.6
7. Drew Lock	MO	SO	12	434	237	10	54.6	3399	23	133.3
8. Stephen Johnson	UK	JR	12	265	145	6	54.7	2037	13	130.9
9. Nick Fitzgerald	MS	SO	13	361	196	10	54.3	2423	21	124.3
10. Trevor Knight	AM	SR	11	362	193	7	53.3	2432	19	123.2

2016 IN REVIEW

TOTAL OFFENSE	Team	Cl	G	Rush	Pass	Plays	Total	Yds/G
1. Chad Kelly	UM	SR	9	332	2758	409	3090	343.3
2. Drew Lock	MO	SO	12	123	3399	486	3522	293.5
3. Nick Fitzgerald	MS	SO	13	1375	2423	556	3798	292.2
4. Joshua Dobbs	UT	SR	13	831	2946	507	3777	290.5
5. Trevor Knight	AM	SR	11	614	2432	464	3046	276.9
6. Austin Allen	AR	JR	13	-126	3430	466	3304	254.2
7. Jalen Hurts	UA	FR	15	954	2780	573	3734	248.9
8. Danny Etling	LS	JR	11	46	2123	310	2169	197.2
9. Stephen Johnson	UK	JR	12	327	2037	362	2364	197.0
10. Jacob Eason	UG	FR	13	-45	2430	403	2385	183.5

PUNT RETURN AVG	Team	Cl	G	Ret	Yds	TD	Long	Avg
1. Christian Kirk	AM	SO	13	13	282	3	93	21.7
2. Johnathon Johnson	MO	FR	12	14	196	1	63	14.0
3. Isaiah McKenzie	UG	JR	13	23	245	1	82	10.7
4. Alvin Kamara	UT	JR	11	18	184	0	32	10.2
5. Antonio Callaway	UF	SO	12	26	218	0	39	8.4
6. Chris Black	MO	SR	12	12	97	0	51	8.1
7. Charles Walker	UK	JR	13	15	117	1	65	7.8
8. Tre'Davious White	LS	SR	12	24	186	1	60	7.8
9. Marcus Davis	AU	SR	10	10	71	0	25	7.1
10. Jared Cornelius	AR	JR	11	12	85	0	21	7.1

RECEPTIONS/GAME	Team	Cl	G	Rec	Yds	TD	Long	Avg/C	Rec/G
1. Christian Kirk	AM	SO	13	83	928	9	69	11.2	6.38
2. Evan Engram	UM	SR	11	65	926	8	63	14.2	5.91
3. Deebo Samuel	SC	SO	10	59	783	1	47	13.3	5.90
4. Fred Ross	MS	SR	13	72	917	12	60	12.7	5.54
5. J'Mon Moore	MO	JR	12	62	1012	8	82	16.3	5.17
6. Drew Morgan	AR	SR	13	65	739	3	36	11.4	5.00
7. Calvin Ridley	UA	SO	15	72	769	7	52	10.7	4.80
8. Josh Reynolds	AM	SR	13	61	1039	12	92	17.0	4.69
9. ArDarius Stewart	UA	JR	12	54	864	8	71	16.0	4.50
Antonio Callaway	UF	SO	12	54	721	3	78	13.4	4.50

KICK RETURN AVG	Team	Cl	G	Ret	Yds	TD	Long	Avg
1. Justin Evans	AM	SR	13	15	428	0	90	28.5
2. Darius Sims	VU	SR	12	27	730	0	95	27.0
3. Deebo Samuel	SC	SO	10	16	431	1	100	26.9
4. A.J. Turner	SC	FR	12	13	321	0	80	24.7
5. Jeff Badet	UK	JR	13	15	344	0	39	22.9
6. Carlos Davis	UM	SR	12	33	754	0	62	22.8
7. Kerryon Johnson	AU	SO	12	12	267	0	42	22.2
8. Chris Thompson	UF	SR	11	13	283	0	33	21.8
9. Alex Ross	MO	SR	11	24	509	0	30	21.2
10. Reggie Davis	UG	SR	12	23	486	0	46	21.1

RECEIVE YDS/GAME	Team	Cl	G	Rec	Yds	TD	Long	Avg/C	Yds/G
1. J'Mon Moore	MO	JR	12	62	1012	8	82	16.3	84.3
2. Evan Engram	UM	SR	11	65	926	8	63	14.2	84.2
3. Josh Reynolds	AM	SR	13	61	1039	12	92	17.0	79.9
4. Deebo Samuel	SC	SO	10	59	783	1	47	13.3	78.3
5. Josh Malone	UT	JR	13	50	972	11	67	19.4	74.8
6. ArDarius Stewart	UA	JR	12	54	864	8	71	16.0	72.0
7. Christian Kirk	AM	SO	13	83	928	9	69	11.2	71.4
8. Fred Ross	MS	SR	13	72	917	12	60	12.7	70.5
9. Keon Hatcher	AR	SR	12	44	743	8	73	16.9	61.9
10. Antonio Callaway	UF	SO	12	54	721	3	78	13.4	60.1

PUNTING	Team	Cl	G	Punt	Yds	Long	Avg
1. Johnny Townsend	UF	JR	13	64	3065	62	47.9
2. JK Scott	UA	JR	15	64	3020	66	47.2
3. Trevor Daniel	UT	JR	13	70	3120	70	44.6
4. Toby Baker	AR	SR	12	57	2532	60	44.4
5. Will Gleeson	UM	JR	12	28	1235	60	44.1
6. Corey Fatony	MO	SO	12	66	2894	60	43.8
7. Shane Tripucka	AM	JR	13	69	2962	59	42.9
8. Sean Kelly	SC	SR	13	72	3062	66	42.5
9. Kevin Phillips	AU	SR	11	45	1902	68	42.3
10. Sam Loy	VU	FR	13	68	2832	67	41.6

ALL PURPOSE	Team	Cl	G	Rush	Rcv	PR	KR	Yds	Avg/G
1. Derrius Guice	LS	SO	12	1387	106	0	223	1716	143.0
2. Deebo Samuel	SC	SO	10	98	783	8	431	1320	132.0
3. Kamryn Pettway	AU	SO	10	1224	14	0	0	1238	123.8
4. Rawleigh Williams	AR	SO	13	1360	220	0	0	1580	121.5
5. Ralph Webb	VU	JR	13	1283	166	0	49	1498	115.2
6. Christian Kirk	AM	SO	13	35	928	282	173	1418	109.1
7. Alvin Kamara	UT	JR	11	596	392	184	16	1188	108.0
8. Damarea Crockett	MO	FR	11	1062	14	0	106	1182	107.5
9. Kerryon Johnson	AU	SO	12	895	125	0	267	1287	107.2
10. Nick Fitzgerald	MS	SO	13	1375	9	0	0	1384	106.5

SCORING	Team	Cl	G	TD	XPT	FG	2XP	Pts	Pts/G
1. Daniel Carlson	AU	JR	13	1	44	28	0	134	10.3
2. Gary Wunderlich	UM	JR	12	0	41	22	0	107	8.9
3. Adam Griffith	UA	SR	15	0	66	21	0	129	8.6
4. Daniel LaCamera	AM	SO	13	0	54	17	0	105	8.1
5. Derrius Guice	LS	SO	12	16	0	0	0	96	8.0
6. Nick Fitzgerald	MS	SO	13	16	0	0	0	96	7.4
7. Eddy Pineiro	UF	SO	13	0	32	21	0	95	7.3
8. Aaron Medley	UT	JR	13	0	61	11	0	94	7.2
9. Alvin Kamara	UT	JR	11	13	0	0	0	78	7.1
10. A. MacGinnis	UK	JR	13	0	44	16	0	92	7.1

SCORING (TDs)	Team	Cl	G	TD	Rush	Pass	Ret	PAT	Pts	Pts/G
1. Derrius Guice	LS	SO	12	16	15	1	0	0	96	8.0
2. Nick Fitzgerald	MS	SO	13	16	16	0	0	0	96	7.4
3. Alvin Kamara	UT	JR	11	13	9	4	0	0	78	7.1
4. Ralph Webb	VU	JR	13	13	13	0	0	0	78	6.0
Benny Snell	UK	FR	13	13	13	0	0	0	78	6.0
Rawleigh Williams	AR	SO	13	13	12	1	0	0	78	6.0
Joshua Dobbs	UT	SR	13	13	12	1	0	0	78	6.0
8. Fred Ross	MS	SR	13	12	0	12	0	1	74	5.7
9. Josh Reynolds	AM	SR	13	12	0	12	0	0	72	5.5
Christian Kirk	AM	SO	13	12	0	9	3	0	72	5.5

FIELD GOALS	Team	Cl	G	FG	FGA	Pct.	FG/G
1. Daniel Carlson	AU	JR	13	28	32	87.5	2.15
2. Gary Wunderlich	UM	JR	12	22	23	95.7	1.83
3. Eddy Pineiro	UF	SO	13	21	25	84.0	1.62
4. Adam Griffith	UA	SR	15	21	28	75.0	1.40
5. Daniel LaCamera	AM	SO	13	17	24	70.8	1.31
6. A. MacGinnis	UK	JR	13	16	19	84.2	1.23
7. Rodrigo Blankenship	UG	FR	13	14	18	77.8	1.08
8. Tommy Openshaw	VU	JR	14	15	19	78.9	1.07
9. Elliott Fry	SC	SR	13	13	17	76.5	1.00
10. Colby Delahoussaye	LS	SR	12	11	15	73.3	0.92



2016 IN REVIEW

SCORING (KICK)	Team	Cl	G	PATs	FGs	Pts	Pts/G
1.	Daniel Carlson	AU	JR	13	44-44	28-32	128 9.8
2.	Gary Wunderlich	UM	JR	12	41-43	22-23	107 8.9
3.	Adam Griffith	UA	SR	15	66-67	21-28	129 8.6
4.	Daniel LaCamera	AM	SO	13	54-54	17-24	105 8.1
5.	Eddy Pineiro	UF	SO	13	32-32	21-25	95 7.3
6.	Aaron Medley	UT	JR	13	61-61	11-16	94 7.2
7.	A. MacGinnis	UK	JR	13	44-45	16-19	92 7.1
8.	Westin Graves	MS	JR	13	48-49	11-19	81 6.2
9.	Colby Delahoussaye	LS	SR	12	40-42	11-15	73 6.1
10.	Tommy Openshaw	VU	JR	14	36-36	15-19	81 5.8

FIELD GOAL PCT	Team	Cl	G	FG	FGA	Long	Pct.
1.	Gary Wunderlich	UM	JR	12	22	23	95.7
2.	Daniel Carlson	AU	JR	13	28	32	87.5
3.	A. MacGinnis	UK	JR	13	16	19	84.2
4.	Eddy Pineiro	UF	SO	13	21	25	84.0
5.	Tommy Openshaw	VU	JR	14	15	19	78.9
6.	Rodrigo Blankenship	UG	FR	13	14	18	77.8
7.	Elliott Fry	SC	SR	13	13	17	76.5
8.	Adam Griffith	UA	SR	15	21	28	75.0
9.	Colby Delahoussaye	LS	SR	12	11	15	73.3
10.	Daniel LaCamera	AM	SO	13	17	24	70.8

PAT KICKING PCT	Team	Cl	G	Made	Att	Pct.
1.	Aaron Medley	UT	JR	13	61	61 100.0
	Daniel LaCamera	AM	SO	13	54	54 100.0
	Daniel Carlson	AU	JR	13	44	44 100.0
	Tommy Openshaw	VU	JR	14	36	36 100.0
	Eddy Pineiro	UF	SO	13	32	32 100.0
	Elliott Fry	SC	SR	13	31	31 100.0
	Rodrigo Blankenship	UG	FR	13	26	26 100.0
8.	Adam Griffith	UA	SR	15	66	67 98.5
9.	Westin Graves	MS	JR	13	48	49 98.0
10.	A. MacGinnis	UK	JR	13	44	45 97.8

TACKLES (All positions)	Player	Team	Cl	G	Pos	Solo	Ast	Total	Avg/G	Sack
1.	Zach Cunningham	VU	JR	13		71	54	125	9.6	0.0
2.	Kendell Beckwith	LS	SR	10	LB	33	58	91	9.1	1.0
3.	Jordan Jones	UK	SO	13		74	35	109	8.4	4.0
4.	Shaan Washington	AM	SR	13	LB	45	59	104	8.0	2.5
5.	Richie Brown	MS	SR	13		55	47	102	7.8	1.5
6.	Duke Riley	LS	SR	12	LB	40	53	93	7.8	1.5
7.	Mike Edwards	UK	SO	13		56	44	100	7.7	0.5
8.	Reuben Foster	UA	SR	15		60	55	115	7.7	5.0
9.	Roquan Smith	UG	SO	13	LB	52	43	95	7.3	0.0
10.	DeMarquis Gates	UM	JR	11		39	40	79	7.2	4.0
11.	Justin Evans	AM	SR	13	DB	52	35	87	6.7	0.0
12.	Donavin Newsom	MO	SR	11	LB	45	26	71	6.5	2.0
13.	Brooks Ellis	AR	SR	13		38	45	83	6.4	1.0
14.	Jamal Adams	LS	JR	12	DB	42	34	76	6.3	1.0
15.	Ryan White	VU	JR	12		49	26	75	6.2	0.0
16.	D.J. Smith	SC	JR	13	DB	62	18	80	6.2	0.0
17.	Tre' Williams	AU	JR	11	LB	36	31	67	6.1	1.0
18.	Leo Lewis	MS	FR	13		35	44	79	6.1	1.0
19.	Todd Kelly Jr.	UT	JR	12		49	22	71	5.9	1.0
20.	Natrez Patrick	UG	SO	10	LB	29	30	59	5.9	1.0
21.	Courtney Love	UK	JR	13		39	37	76	5.8	1.0
	LaDarius Wiley	VU	SO	13		50	26	76	5.8	1.0
	Tray Matthews	AU	JR	13	DB	43	33	76	5.8	0.0
24.	Kivon Coman	MS	SR	10		30	28	58	5.8	0.0
25.	B. Allen-Williams	SC	JR	13	LB	46	29	75	5.8	2.0
26.	Micah Abernathy	UT	SO	12		52	17	69	5.8	0.0
27.	Ronnie Harrison	UA	SO	15	DB	56	30	86	5.7	0.0
28.	Otaro Alaka	AM	SO	13	LB	30	44	74	5.7	2.0
29.	Jonathan Walton	SC	SR	12	LB	45	23	68	5.7	1.5
30.	Marcell Harris	UF	JR	13	DB	43	30	73	5.6	1.0
31.	Armani Watts	AM	JR	10	DB	36	20	56	5.6	1.0
32.	Nick Harvey	AM	JR	12	DB	46	20	66	5.5	0.0
33.	T.J. Holloman	SC	SR	13	LB	51	20	71	5.5	0.0
	J.T. Gray	MS	JR	13		36	35	71	5.5	1.0
35.	Denzil Ware	UK	SO	13		37	33	70	5.4	5.5
36.	Zedrick Woods	UM	SO	12		28	35	63	5.2	0.0
37.	Rashaan Gaulden	UT	SO	13		52	16	68	5.2	1.0
38.	Davon Godchaux	LS	JR	12	DT	24	38	62	5.2	6.5
39.	Arden Key	LS	SO	11	LB	24	32	56	5.1	12.0
40.	Charles Harris	MO	JR	12	DE	35	26	61	5.1	9.0
41.	Marcus McWilson	UK	SR	13		29	37	66	5.1	0.0
42.	Lewis Neal	LS	SR	12	DE	11	49	60	5.0	3.5
43.	Shaun Dion Hamilton	UA	JR	13	LB	31	33	64	4.9	2.0

44.	Johnathan Ford	AU	SR	12	DB	38	21	59	4.9	0.0
	Donovan Wilson	AM	JR	12	DB	37	22	59	4.9	1.0
46.	Josh Liddell	AR	JR	13		35	28	63	4.8	0.0
	Dashaun Davis	AU	SO	13	LB	34	29	63	4.8	0.0
48.	Josh Allen	UK	SO	13		32	30	62	4.8	7.0
	Brandon Bryant	MS	SO	13		36	26	62	4.8	0.0
	Blake McClain	UK	SR	13		39	23	62	4.8	0.0

SACKS	Team	Cl	G	Pos	Solo	Ast	Yds	Total	Avg/G	
1.	Derek Barnett	UT	JR	13		13	0	93	13.0	1.00
2.	Arden Key	LS	SO	11	LB	11	2	85	12.0	1.09
3.	Jonathan Allen	UA	SR	15	DL	8	5	82	10.5	0.70
4.	Tim Williams	UA	SR	15	LB	7	4	97	9.0	0.60
5.	Darius English	SC	SR	13	DL	7	4	70	9.0	0.69
6.	Ryan Anderson	UA	SR	15	LB	6	6	68	9.0	0.60
7.	Carl Lawson	AU	JR	13	DL	8	2	62	9.0	0.69
8.	Charles Harris	MO	JR	12	DE	8	2	51	9.0	0.75
9.	Myles Garrett	AM	JR	11	DL	8	1	59	8.5	0.77
10.	Frazier, Marcell	MO	JR	12	DE	7	1	61	7.5	0.62

TACKLES FOR LOSS	Team	Cl	G	Pos	Solo	Ast	Yds	Total	Avg/G	
1.	Ryan Anderson	UA	SR	15	LB	16	6	100	19.0	1.27
2.	Derek Barnett	UT	JR	13		18	2	108	19.0	1.46
3.	Zach Cunningham	VU	JR	13		12	9	31	16.5	1.27
4.	Tim Williams	UA	SR	15	LB	13	6	125	16.0	1.07
5.	Jonathan Allen	UA	SR	15	DL	12	8	94	16.0	1.07
6.	Jordan Jones	UK	SO	13		14	3	65	15.5	1.19
7.	Myles Garrett	AM	JR	11	DL	12	6	78	15.0	1.36
8.	Arden Key	LS	SO	11	LB	12	5	97	14.5	1.32
9.	Carl Lawson	AU	JR	13	DL	12	3	77	13.5	1.04
10.	Darius English	SC	SR	13	DL	10	6	76	13.0	1.00

FUMBLES FORCED	Team	Cl	G	Num	Avg/G
1.	Josh Allen	UK	SO	13	4 0.31
2.	Arden Key	LS	SO	11	3 0.27
3.	Ryan Anderson	UA	SR	15	4 0.27
4.	Randy Ramsey	AR	SO	12	3 0.25
	Marquis Haynes	UM	JR	12	3 0.25
6.	Armani Watts	AM	JR	10	2 0.20
7.	Steven Montac	SC	SO	11	2 0.18
	Myles Garrett	AM	JR	11	2 0.18
9.	Arnold Tarpley	VU	JR	12	2 0.17
	Jamal Peters	MS	SO	12	2 0.17

FUMBLES RCVD	Team	Cl	G	Num	Avg/G
1.	Zach Cunningham	VU	JR	13	4 0.31
2.	Micah Abernathy	UT	SO	12	3 0.25
3.	Jonathan Allen	UA	SR	15	3 0.20
	Ryan Anderson	UA	SR	15	3 0.20
	Armani Watts	AM	JR	10	2 0.20
6.	Cody Hollister	AR	SR	12	2 0.17
	Arnold Tarpley	VU	JR	12	2 0.17
	Frazier, Marcell	MO	JR	12	2 0.17
	Davon Godchaux	LS	JR	12	2 0.17
	De'Andre Coley	AR	JR	12	2 0.17

PASSES DEFENDED	Team	Cl	G	Brup	Int	Total	Avg/G
1.	Aarion Penton	MO	SR	12	12	5	17 1.42
2.	Tre' Davious White	LS	SR	12	14	2	16 1.33
3.	Ryan Pully	AR	SO	13	13	2	15 1.15
4.	Joshua Holsley	AU	SR	12	10	3	13 1.08
5.	Jared Collins	AR	SR	13	12	0	12 0.92
	Jamarcus King	SC	JR	13	9	3	12 0.92
	Justin Evans	AM	SR	13	8	4	12 0.92
8.	Nick Harvey	AM	JR	12	10	1	11 0.92
9.	Minkah Fitzpatrick	UA	SO	15	7	6	13 0.87
10.	Malkom Parrish	UG	JR	13	9	2	11 0.85

RECORDS AND RESULTS

NATIONAL CHAMPIONS

Year	Team	Poll
1951	Tennessee	AP, UPI
1957	Auburn	AP
1958	LSU	AP, UPI
1960	Ole Miss	FWAA
1961	Alabama	AP, UPI
1964	Alabama	AP, UPI
1964	#Arkansas	FWAA
1965	Alabama	AP, FWAA
1973	Alabama	UPI
1978	Alabama	AP, FWAA
1979	Alabama	AP, UPI, FWAA
1980	Georgia	AP, UPI, FWAA
1992	Alabama	AP, UPI, USA Today, FWAA
1996	Florida	AP, USA Today, FWAA
1998	Tennessee	AP, ESPN/USA Today, FWAA
2003	LSU	ESPN/USA Today
2006	Florida	ESPN/USA Today, AP
2007	LSU	ESPN/USA Today, AP
2008	Florida	ESPN/USA Today, AP
2009	Alabama	ESPN/USA Today, AP
2010	Auburn	ESPN/USA Today, AP
2011	Alabama	ESPN/USA Today/AP
2012	Alabama	ESPN/USA Today/AP
2015	Alabama	USA Today/AP

NOTE: #Arkansas was not a member of the SEC

UNDEFEATED & UNTIED TEAMS

(Regular Season Only)							
YEAR	TEAM	W-L-T	PTS	OPP	BOWL	OPPONENT	SCORE
1934	Alabama	9-0-0	287	32	Rose	Stanford	29-13
1937	Alabama	9-0-0	225	20	Rose	California	0-13
1938	Tennessee	10-0-0	276	16	Orange	Oklahoma	17-0
1939	Tennessee	10-0-0	212	0	Rose	Southern Cal	0-14
1940	Tennessee	10-0-0	319	26	Sugar	Boston Coll.	13-19
1945	Alabama	9-0-0	396	66	Rose	Southern Cal	34-14
1946	Georgia	10-0-0	372	100	Sugar	North Carolina	20-10
1951	Tennessee	10-0-0	373	88	Sugar	Maryland	13-28
1952	Georgia Tech	11-0-0	301	52	Sugar	Ole Miss	24-7
1956	Tennessee	10-0-0	268	75	Sugar	Baylor	7-13
1957	Auburn	10-0-0	207	28	(None)		
1958	LSU	10-0-0	275	53	Sugar	Clemson	7-0
1961	Alabama	10-0-0	287	22	Sugar	Arkansas	10-3
1962	Ole Miss	9-0-0	230	40	Sugar	Arkansas	17-13
1964	Alabama	10-0-0	223	67	Orange	Texas	17-21
1966	Alabama	10-0-0	267	37	Sugar	Nebraska	34-7
1971	Alabama	11-0-0	362	84	Orange	Nebraska	6-38
1973	Alabama	11-0-0	454	89	Sugar	Notre Dame	23-24
1974	Alabama	11-0-0	318	83	Orange	Notre Dame	11-13
1979	Alabama	11-0-0	359	58	Sugar	Arkansas	24-9
1980	Georgia	11-0-0	316	127	Sugar	Notre Dame	17-10
1982	Georgia	11-0-0	315	133	Sugar	Penn State	23-27
1992	Alabama	12-0-0	332	109	Sugar	Miami	34-13
1993	Auburn	11-0-0	353	192	(None)		
1995	Florida	12-0-0	534	201	Fiesta	Nebraska	24-62
1998	Tennessee	12-0-0	431	189	Fiesta	Florida State	23-16
2004	Auburn	12-0-0	401	134	Sugar	Virginia Tech	16-13
2008	Alabama	12-0-0	422	200	Sugar	Utah	17-31
2009	Alabama	12-0-0	449	164	BCS Title	Texas	37-21
2009	Florida	12-0-0	502	174	Sugar	Cincinnati	51-24
2010	Auburn	12-0-0	577	337	BCS Title	Oregon	22-19
2012	LSU	12-0-0	500	158	BCS Title	Alabama	0-21
2016	Alabama	12-0-0	473	137	CFP Title	Clemson	31-35

SEC ALL-TIME FOOTBALL STANDINGS

(Regular season games against each other, 1933 through 2016)

SCHOOL	YEARS	GAMES	WON-LOST-TIED	PCT.	2016 SEC RECORD
Alabama	83	584	*405-167-20	.711	8-0
Tennessee	83	544	*334-199-19	.631	4-4
Georgia	84	546	330-210-14	.617	4-4
Florida	83	526	305-214-15	.594	6-2
LSU	84	548	314-220-22	.593	5-3
Auburn	83	564	309-244-18	.557	5-3
Texas A&M	5	32	21-19-0	.525	4-4
Ole Miss	83	541	261-273-15	.496	2-6
Missouri	5	32	19-21-0	.475	2-6
Arkansas	25	192	*90-108-2	.474	3-5
South Carolina	25	192	*86-113-1	.451	3-5
Mississippi State	83	549	*188-357-12	.353	3-5
Kentucky	83	544	*164-375-12	.313	4-4
Vanderbilt	84	551	*135-406-18	.261	3-5

FORMER MEMBERS

Georgia Tech	31	194	115-70-9	.616
Tulane	33	195	69-113-13	.387
Sewanee	8	37	0-37-0	.000

Note: Sewanee withdrew after the 1940 season, Georgia Tech after 1963 and Tulane after 1965. During World War II Alabama, Auburn, Florida, Kentucky, Ole Miss, Mississippi State, Tennessee and Vanderbilt suspended football in 1943; Vanderbilt through '44. Appointed conference games of 1954, '58, '64, '65, '66, '67, '68 and the Alabama-Ole Miss games of 1980 and '81 are not included in these records or total points.

*Includes forfeits imposed on Alabama by NCAA

SEC WINNING STREAKS

WINS	SCHOOL	YEARS	STREAK
28	Alabama	1991-93	Final 10 games of 1991 through first five games of 1993
28	Alabama	1978-80	Final nine games of 1978 through seventh game of 1980
26	Alabama	2015-16	Final 12 games of 2015 through 14th game of 2016
23	Tennessee	1937-39	Final two games of 1937 through tenth game of 1939
22	Florida	2008-09	Final 10 games of 2008 through first 12 games of 2009
20	Alabama	1924-26	Final game of 1924 through ninth game of 1926
20	Auburn	1993-94	All 11 games of 1993 and first 9 games of 1994
19	Alabama	2009-10	All games of the 2009 season through first five of 2010
19	Alabama	1961-62	Entire 1961 season through eighth game of 1962
19	LSU	1957-59	Final game of 1957 through seventh game of 1959
18	Georgia Tech	1951-53	Final five games of 1951 through first game of 1953
17	Auburn	2009-11	Final game of 2009, all of 2010 and first two of 2011
17	Auburn	1956-58	Final four games of 1956 through third game of 1958
17	Georgia	1945-47	Final five games of 1945 through first game of 1947
15	Auburn	2003-04	Final two games of 2003 through 2004 season
15	Georgia	1979-81	Final game of 1979 through second game of 1981
14	LSU	2010-11	Final game of 2010 through first 13 games of 2011.
14	Tennessee	1998-99	All 13 games of 1998 through first game of 1999

Listing includes bowl games

NOTE: Arkansas recorded a 22-game winning streak from November 23, 1963 to January 1, 1966 as a member of the Southwest Conference.

CONSECUTIVE SEC VICTORIES

WINS	SCHOOL	YEARS	STREAK
27	Alabama	1976-80	Final four SEC games in 1976 through fourth SEC game of 1980
24	Florida	1994-97	Final five SEC games in 1994 through fourth SEC game of 1997
23	Georgia	1980-83	All SEC games in 1980 through fifth SEC game of 1983
20	Alabama	1973-75	All SEC games in 1973 through sixth SEC game of 1975
20	Tennessee	1937-40	Final two SEC games of 1937 through 1940
18	Alabama	1991-93	Second SEC game of 1991 through third SEC game of 1993
16	Alabama	2008-09	All SEC regular season games during 2008 & 2009 seasons
15	Tennessee	1997-98	Last seven SEC games in 1997 through all SEC games in 1998
15	Alabama	2015-	Last seven SEC games in 2015 through all SEC games in 2016
14	Alabama	1971-72	All SEC games in 1971 through all SEC games of 1972
14	Georgia Tech	1950-52	Final SEC game of 1950 through sixth SEC game of 1952
14	Auburn	1993-94	All SEC games in 1993 through sixth game of 1994
14	Florida	2008-09	Final six SEC games of 2008 plus all eight games in 2009
13	LSU	1935-37	All SEC games in 1935 through second SEC game of 1937
13	Ole Miss	1961-63	Final two SEC games of 1961 through fifth SEC game of 1963

Listing includes regular season games only

NOTE: Georgia Tech was a member of the Southeastern Conference from 1933-63.



RECORDS AND RESULTS

NON-CONFERENCE RECORDS

(Does not include bowl games)

School	SINCE 1933					SINCE 2000					Current Streak
	Games	Won	Lost	Tied	Pct.	Games	Won	Lost	Tied	Pct.	
Alabama	331	264	61	6	.807	64	53	11	0	.828	W33
Arkansas	88	71	17	0	.807	64	56	8	0	.875	W5
Auburn	334	252	74	8	.766	64	53	11	0	.828	W3
Florida	358	244	105	9	.694	63	49	14	0	.778	L1
Georgia	385	282	89	14	.751	64	56	8	0	.875	L1
Kentucky	344	234	101	9	.693	64	47	17	0	.734	W3
LSU	364	274	79	11	.768	62	59	3	0	.952	W2
Ole Miss	352	257	87	8	.741	64	48	16	0	.750	W3
Mississippi State	328	235	83	8	.729	64	45	19	0	.703	W1
Missouri	20	16	4	0	.800	20	16	4	0	.800	L1
South Carolina	88	65	23	0	.739	64	52	12	0	.813	L1
Tennessee	367	290	68	9	.802	64	53	11	0	.828	W6
Texas A&M	20	20	0	0	1.000	20	20	0	0	1.000	W20
Vanderbilt	327	198	120	9	.619	64	40	24	0	.625	W2
TOTALS	3670	2696	911	91	.747	799	641	158	0	.802	---

SHUTOUTS IN THE SEC SINCE 1992

Which defenses in the SEC have posted the most shutouts since 1992:

Team	Total	Last
Alabama	30	11/5/16 vs. LSU (10-0)
Arkansas	8	11/22/14 vs. Ole Miss (30-0)
Auburn	15	11/19/16 vs. Alabama A&M (55-0)
Georgia	12	10/11/14 vs. Missouri (34-0)
Florida	12	9/17/16 vs. North Texas (32-0)
Kentucky	5	9/5/09 vs. Miami, Ohio (42-0)
LSU	18	9/13/14 vs. UL-Monroe (31-0)
Ole Miss	13	11/8/14 vs. Presbyterian (48-0)
Mississippi State	9	11/22/14 vs. Vanderbilt (51-0)
Missouri	9	9/24/16 vs. Delaware State (79-0)
South Carolina	7	8/28/08 vs. N.C. State (34-0)
Tennessee	18	11/5/16 vs. Tennessee Tech (55-0)
Texas A&M	11	9/10/16 vs. Prairie View A&M (67-0)
Vanderbilt	4	11/3/12 vs. Kentucky (40-0)

SEC'S BEST ROAD TEAMS SINCE 1992

Which SEC team has the best record away from home in league games since 1992 (includes neutral site games/does not include SEC Championship Game):

Team	W-L	Pct.
Florida	73-29	.716
Alabama	65-32	.670
Georgia	66-41-1	.616
Tennessee	56-40	.583
Auburn	53-42	.558
LSU	51-44-1	.536
Arkansas	36-59-2	.381
South Carolina	37-60	.381
Ole Miss	30-66	.313
Mississippi State	28-67-1	.297
Kentucky	24-72	.250
Vanderbilt	18-78	.188
Texas A&M	12-6	.667
Missouri	9-7	.563

CLOSE LOSSES SINCE 2003

TEAM	TOTAL LOSSES	1-7 MARGIN	PCT.
Alabama	42	26	.619
Georgia	49	30	.612
LSU	39	20	.513
Florida	53	24	.453
South Carolina	73	33	.452
Arkansas	73	31	.425
Tennessee	72	29	.403
Texas A&M	75	30	.400
Auburn	58	23	.397
Ole Miss	86	33	.384
Vanderbilt	102	37	.363
Missouri	64	20	.313
Kentucky	98	30	.306
Mississippi State	88	22	.250

EASTERN VS. WESTERN DIV.

(Since 1992 • DOES NOT INCLUDE SEC CHAMPIONSHIP GAME)

EASTERN vs. Western	W	L	T	Pct.	Streak
Florida	40	28	0	.588	L1
Georgia	45	22	1	.669	W1
Kentucky	23	45	0	.338	L8
Missouri	4	4	0	.500	L2
South Carolina	24	43	1	.360	L4
Tennessee	36	31	1	.537	L11
Vanderbilt	12	56	0	.176	L6
TOTALS	184	229	3	.446	
WESTERN vs. Eastern	W	L	T	Pct.	Streak
Alabama	48	19	1	.713	W12
Arkansas	29	39	0	.426	W2
Auburn	41	26	1	.610	L1
LSU	37	30	1	.551	W5
Ole Miss	33	35	0	.485	L1
Mississippi State	36	32	0	.529	W4
Texas A&M	5	3	0	.625	W2
TOTALS	229	184	3	.554	

SEC STATISTICAL TRENDS

Below are some statistical trends in the SEC since conference expansion in 1992 through the 2015 season (Averages per Game Only):

Category	1992	1993	1994	1995	1996	1997	1998	1999	2000	2001	2002	2003	2004	2005	2006	2007	2008	2009	2010	2011	2012	2013	2014	2015	2016
Scoring Offense	21.7	24.7	26.3	27.1	24.6	25.7	25.9	24.9	26.4	27.7	25.6	27.3	25.0	24.1	25.4	30.3	25.6	28.4	31.0	27.3	30.4	31.7	31.5	28.4	29.8
Total Offense	335.1	367.2	366.9	376.7	344.7	372.6	376.4	349.5	364.8	399.2	360.4	376.9	368.9	348.3	351.6	385.9	342.9	378.6	400.2	355.0	402.4	432.5	417.7	399.6	422.2
Rushing Offense	167.4	169.8	165.1	153.7	144.7	137.9	144.0	127.7	140.9	154.1	163.9	157.8	166.6	141.4	140.5	168.4	147.1	175.8	175.2	161.1	168.4	197.0	189.0	177.1	198.3
Passing Offense	167.7	197.4	201.8	223.0	200.0	234.7	232.4	221.8	223.9	245.1	196.5	219.1	202.3	206.9	211.1	217.5	195.8	202.8	225.0	193.9	234.0	235.5	228.7	222.4	224.0
Percent Run	49.9%	46.2%	44.9%	40.8%	41.9%	37.0%	38.3%	36.5%	38.6%	38.6%	45.5%	41.9%	45.2%	40.6%	39.9%	43.6%	42.9%	46.4%	43.8%	45.4%	41.8%	45.5%	45.2%	44.3%	47.0%
Percent Pass	50.1%	53.8%	55.1%	59.2%	58.1%	63.0%	61.7%	63.5%	61.4%	61.4%	54.5%	58.1%	54.8%	59.4%	60.1%	56.8%	57.1%	53.6%	56.2%	54.6%	58.2%	54.5%	54.8%	55.7%	53.0%
Scoring Defense	18.8	19.6	21.7	22.5	20.9	21.2	22.3	21.0	22.2	23.7	21.2	22.5	21.2	20.7	19.4	23.8	20.5	20.8	23.7	20.7	23.0	24.8	23.4	21.9	24.8
Total Defense	315.1	329.9	340.9	349.0	320.3	339.1	349.5	322.4	337.1	372.5	329.2	346.6	336.9	327.6	315.0	352.9	309.4	328.7	350.3	320.7	361.3	379.8	370.3	358.1	393.1
Rushing Defense	145.8	146.1	151.4	141.6	131.7	121.6	132.9	107.3	128.8	140.7	143.1	137.7	149.5	131.7	128.4	147.4	122.3	140.7	141.2	143.8	140.2	161.0	157.7	151.0	174.8
Passing Defense	169.3	183.8	189.5	207.4	188.6	217.5	216.6	215.1	208.3	231.8	186.1	208.9	187.4	195.9	186.6	205.5	187.1	188.0	209.1	176.9	221.2	218.7	212.6	207.1	218.4
Percent Run	46.3%	44.3%	44.4%	40.6%	41.1%	35.9%	38.0%	33.3%	38.2%	37.8%	43.5%	39.7%	44.4%	40.2%	40.8%	41.8%	39.5%	42.8%	40.3%	44.8%	38.7%	42.4%	42.6%	42.3%	44.5%
Percent Pass	53.7%	55.7%	55.6%	59.4%	58.9%	64.1%	62.0%	66.7%	61.8%	62.2%	56.5%	60.3%	55.6%	58.8%	59.2%	58.2%	60.5%	57.2%	59.7%	55.2%	61.3%	57.6%	57.4%	57.8%	55.5%

RECORDS AND RESULTS

2016 SEC NON-CONFERENCE RECORD

[48-19 (.716)] (Includes Bowl Games)

CONFERENCE	APP.	2014		SINCE 1995*
		W-L	PCT.	
American	3	2-1	.667	32-33 (.492) #
Atlantic Coast	14	4-10	.286	102-73 (.583)
Big Ten	3	2-1	.667	53-34 (.609)
Big 12	5	2-3	.400	47-33-1 (.586)
Conference USA	9	7-2	.778	139-27 (.837)
Mid-American	5	5-0	1.000	64-6 (.914)
Mountain West	0	0-0	-	19-7 (.731)
Pac-12	3	3-0	1.000	22-14 (.611)
Sun Belt	7	6-1	.857	153-8 (.950)
Western Athletic	0	0-0	-	50-7 (.877)
FBS Independent	9	8-1	.889	55-18 (.753)
Non-FBS	9	9-0	-	157-4 (.975)

* using alignment during year played.

formerly BIG EAST.

SEC NON-CONFERENCE RECORD

(Since 1992)

YEAR	APP.	REGULAR SEASON			BOWLS
		W-L	PCT.		
1992	36	27-9	.750	5-1	
1993	36	28-7-1	.792	2-2	
1994	36	27-8-1	.764	3-2	
1995	36	29-7	.806	2-4	
1996	36	27-9	.750	5-0	
1997	36	32-4	.889	5-1	
1998	36	27-9	.750	4-4	
1999	36	28-8	.778	4-4	
2000	36	27-9	.750	4-5	
2001	36	29-7	.806	5-3	
2002	49	37-12	.755	3-4	
2003	46	31-15	.674	5-2	
2004	36	25-11	.694	3-3	
2005	36	27-9	.750	3-3	
2006	48	41-7	.854	6-3	
2007	48	40-8	.825	7-2	
2008	48	37-11	.771	6-2	
2009	48	42-6	.875	6-4	
2010	48	41-7	.854	5-5	
2011	48	42-6	.875	5-2	
2012	56	48-8	.857	6-3	
2013	56	47-9	.839	7-3	
2014	55	48-7	.863	7-5	
2015	55	48-7	.863	7-5	
2016	54	42-12	.778	6-7	
TOTALS	1,091	874-215-2	.802	129-83 (.608)	
TOTAL w/ BOWLS	1,290	1,003-298-2	.771		

MOST PLAYED SEC RIVALRIES

GAMES	SERIES	SERIES RECORD	FIRST GAME	LAST GAME
120	Auburn vs. Georgia	Georgia 57-55-8	1892	2016
113	Ole Miss vs. Mississippi State	Ole Miss 63-44-6	1901	2016
112	Kentucky vs. Tennessee	Tennessee 79-24-9	1893	2016
#	Tennessee vs. Vanderbilt	(see below)	1896	2016
110	LSU vs. Mississippi State	LSU 73-34-3	1896	2016
109	Georgia vs. Georgia Tech	Georgia 65-39-5***	1893	2016
105	LSU vs. Ole Miss	LSU 60-41-4	1894	2016
101	Alabama vs. Mississippi State	Alabama 81-17-3	1896	2016
99	Alabama vs. Tennessee	Alabama 54-37-8	1901	2016
96	LSU vs. Tulane	LSU 67-22-7**	1893	2009
92	Auburn vs. Georgia Tech	Auburn 47-41-4*	1892	2005
##	Florida vs. Georgia	(see below)	1904/1915	2016
91	Ole Miss vs. Vanderbilt	Ole Miss 50-39-2	1894	2016
90	Auburn vs. Mississippi State	Auburn 62-26-2	1905	2016
89	Kentucky vs. Vanderbilt	Kentucky 43-42-4	1896	2016
83	Alabama vs. Vanderbilt	Alabama 61-18-4	1903	2011
83	Auburn vs. Florida	Auburn 43-38-2	1912	2011
81	Alabama vs. Auburn	Alabama 45-35-1	1893	2016
80	&Alabama vs. LSU	Alabama 51-25-5	1895	2016
70	Ole Miss vs. Tulane	Ole Miss 42-28	1893	2012
67	Alabama vs. Georgia	Alabama 38-25-4	1895	2015
65	Ole Miss vs. Tennessee	Tennessee 45-19-1	1902	2014

Note: List includes all games played through the 2014 season between teams that were at one time members of the SEC.

Disagreement in series record. Tennessee records show 110 games (75-30-5 Tennessee), while Vanderbilt records show 111 games (75-31-5 Tennessee). Game in question is 1918. Tennessee records show no official varsity teams fielded in 1917-18.

Disagreement in series record. Florida records show 94 games (50-42-2 Georgia), while Georgia records show 95 games (50-43-2 Georgia). Game in question is 1904. Florida records show the school fielded its first varsity football team in 1906.

* Since Georgia Tech withdrew from the SEC following the 1963 season, Auburn-Georgia Tech series record is 17-8 (Auburn).

** Since Tulane withdrew from the SEC following the 1965 season, LSU-Tulane series record is 28-4 (LSU).

*** Since Georgia Tech withdrew from the SEC following the 1963 season, Georgia-Georgia Tech series record is 35-12 (Georgia).

& Met twice during 2011: Once in regular season; once in BCS Championship Game.

LONGEST UNINTERRUPTED SEC RIVALRIES

GAMES	SERIES	FIRST GAME
101	Ole Miss-Mississippi State	from 1915**
97	Tennessee-Kentucky	from 1919**
97	Auburn-Georgia	from 1919**
92	Georgia-Georgia Tech	from 1925
76	Alabama-Tennessee	from 1944**

** - Neither team fielded a team in 1943 due to World War II.

MOST CONSECUTIVE WINS OVER AN SEC OPPONENT

GAMES	SERIES	LENGTH
26	Tennessee over Kentucky	1985-2010
22	Alabama over Mississippi State	1958-1979
22	Tennessee over Vanderbilt	1983-2004
19	Vanderbilt over Ole Miss	1894-1938
17	LSU over Tulane	1956-1972



RECORDS AND RESULTS

YEAR-BY-YEAR NON-CONFERENCE RECORD

(* - Does not include bowl games)

YEAR	WON	LOST	TIE	PCT.
1933	37	13	4	.722
1934	35	17	2	.667
1935	40	15	1	.723
1936	39	14	6	.712
1937	38	14	4	.714
1938	36	18	0	.667
1939	45	14	2	.754
1930s	270	105	19	.709
1940	46	18	0	.719
1941	46	13	0	.780
1942	44	10	3	.798
1943	22	7	0	.759
1944	30	13	1	.693
1945	33	17	0	.660
1946	39	12	1	.760
1947	40	13	1	.750
1948	32	7	4	.791
1949	27	13	4	.659
1940s	359	123	14	.738
1950	37	12	2	.745
1951	37	9	1	.798
1952	38	9	1	.802
1953	31	17	1	.643
1954	27	15	2	.636
1955	31	10	1	.750
1956	28	9	3	.738
1957	22	9	2	.697
1958	33	10	0	.767
1959	36	7	1	.830
1950s	320	107	14	.741
1960	34	7	1	.821
1961	32	14	1	.691
1962	24	10	9	.663
1963	29	11	2	.714
1964	28	13	1	.679
1965	30	15	1	.663
1966	29	13	2	.682
1967	24	17	2	.581
1968	31	12	1	.716
1969	36	13	0	.735
1960s	297	125	20	.695
1970	35	14	1	.710
1971	41	9	0	.820
1972	33	11	0	.750
1973	34	11	3	.740
1974	43	11	3	.781
1975	32	21	1	.602
1976	30	31	1	.587
1977	26	22	1	.541
1978	31	20	2	.604
1979	23	29	1	.443
1970s	328	169	13	.656

YEAR	WON	LOST	TIE	PCT.
1980	34	20	0	.630
1981	32	22	1	.591
1982	38	18	1	.675
1983	38	16	3	.693
1984	38	15	3	.705
1985	40	10	5	.773
1986	40	15	2	.719
1987	38	17	2	.684
1988	27	18	0	.600
1989	30	10	0	.750
1980s	356	161	17	.683
1990	25	15	1	.623
1991	32	8	0	.800
1992	27	9	0	.750
1993	28	7	1	.792
1994	27	8	1	.764
1995	29	7	0	.806
1996	27	9	0	.750
1997	32	4	0	.889
1998	27	9	0	.750
1999	28	8	0	.778
1990s	282	84	3	.768
2000	27	9	0	.750
2001	29	7	0	.806
2002	37	12	0	.755
2003	31	15	0	.674
2004	25	11	0	.694
2005	27	9	0	.750
2006	41	7	0	.824
2007	40	8	0	.825
2008	37	11	0	.771
2009	42	6	0	.875
2000s	336	95	0	.780
2010	41	7	0	.854
2011	42	6	0	.875
2012	48	8	0	.857
2013	47	9	0	.839
2014	48	7	0	.873
2015	45	10	0	.818
2016	42	12	0	.778
2010s	313	59	0	.841

NON-CONFERENCE RECORD SINCE 2000

The Southeastern Conference has the nation's top non-conference winning percentage (including bowl games) since 2000. The SEC is 649-154 (.808) against non-conference foes since 2000. In the regular season, the SEC has the top winning percentage. Since 2000, the SEC has more bowl appearances and bowl wins than any other conference. The schools that currently comprise the SEC have appeared in 447 bowls (including 2016-17). That is by far the most of any conference in the nation. From 2006-2013, the SEC posted a 10-6 record in BCS bowl games, more wins and a higher winning percentage (.625) than any other conference. One of the six losses was the 2012 BCS Championship Game versus another league member.

RECORDS AND RESULTS

SEC FOOTBALL CHAMPIONS

YEAR	CHAMPION	SEC	OVERALL	COACH
1933	Alabama	5-0-1	7-1-1	Frank Thomas
1934	Tulane	8-0	10-1	Ted Cox
	Alabama	7-0	10-0	Frank Thomas
1935	LSU	5-0	9-2	Bernie Moore
1936	LSU	6-0	9-1-1	Bernie Moore
1937	Alabama	6-0	9-1	Frank Thomas
1938	Tennessee	7-0	11-0	Bob Neyland
1939	Tennessee	6-0	10-1	Bob Neyland
	Georgia Tech	6-0	8-2	Bill Alexander
	Tulane	5-0	8-1-1	"Red" Dawson
1940	Tennessee	5-0	10-1	Bob Neyland
1941	Mississippi State	4-0-1	8-1-1	Allyn McKeen
1942	Georgia	6-1	11-1	Wally Butts
1943	Georgia Tech	3-0	7-4	Bill Alexander
1944	Georgia Tech	4-0	9-2	Bill Alexander
1945	Alabama	6-0	10-0	Frank Thomas
1946	Georgia	5-0	11-0	Wally Butts
	Tennessee	5-0	9-2	Bob Neyland
1947	Ole Miss	6-1	9-2	John Vaught
1948	Georgia	6-0	9-2	Wally Butts
1949	Tulane	5-1	7-2-1	Henry Frnka
1950	Kentucky	5-1	11-1	Paul Bryant
1951	Georgia Tech	7-0	11-0-1	Bobby Dodd
	*Tennessee	5-0	10-1	Bob Neyland
1952	Georgia Tech	6-0	12-0	Bobby Dodd
1953	Alabama	4-0-3	6-3-3	Red Drew
1954	Ole Miss	5-1	9-2	John Vaught
1955	Ole Miss	5-1	10-1	John Vaught
1956	Tennessee	6-0	10-1	Bowden Wyatt
1957	*Auburn	7-0	10-0	Ralph Jordan
1958	*LSU	6-0	11-0	Paul Dietzel
1959	Georgia	7-0	10-1	Wally Butts
1960	*Ole Miss	5-0-1	10-0-1	John Vaught
1961	*Alabama	7-0	11-0	Paul Bryant
	LSU	6-0	10-1	Paul Dietzel
1962	Ole Miss	6-0	10-0	John Vaught
1963	Ole Miss	5-0-1	7-1-2	John Vaught
1964	*Alabama	8-0	10-1	Paul Bryant
1965	*Alabama	6-1-1	9-1-1	Paul Bryant
1966	Alabama	6-0	11-0	Paul Bryant
	Georgia	6-0	10-1	Vince Dooley
1967	Tennessee	6-0	9-2	Doug Dickey
1968	Georgia	5-0-1	8-1-2	Vince Dooley
1969	Tennessee	5-1	9-2	Doug Dickey
1970	LSU	5-0	9-3	Charlie McClendon
1971	Alabama	7-0	11-1	Paul Bryant
1972	Alabama	7-1	10-2	Paul Bryant
1973	*Alabama	8-0	11-1	Paul Bryant
1974	Alabama	6-0	11-1	Paul Bryant
1975	Alabama	6-0	11-1	Paul Bryant
1976	Georgia	5-1	10-2	Vince Dooley
	Kentucky	5-1	9-3	Fran Curci
1977	Alabama	7-0	11-1	Paul Bryant
1978	*Alabama	6-0	11-1	Paul Bryant
1979	*Alabama	6-0	12-0	Paul Bryant
1980	*Georgia	6-0	12-0	Vince Dooley
1981	Georgia	6-0	10-2	Vince Dooley
	Alabama	6-0	9-2-1	Paul Bryant
1982	Georgia	6-0	11-1	Vince Dooley
1983	Auburn	6-0	11-1	Pat Dye
1984	Vacated			
1985	Tennessee	5-1	9-1-2	Johnny Majors
1986	LSU	5-1	9-3	Bill Arnsparger
1987	Auburn	5-0-1	9-1-2	Pat Dye
1988	Auburn	6-1	10-2	Pat Dye
	LSU	6-1	8-4	Mike Archer
1989	Alabama	6-1	10-2	Bill Curry
	Tennessee	6-1	11-1	Johnny Majors
	Auburn	6-1	10-2	Pat Dye
1990	Tennessee	5-1-1	9-2-2	Johnny Majors
1991	Florida	7-0	10-2	Steve Spurrier
1992	*Alabama	8-0	13-0	Gene Stallings
1993	Florida	7-1	11-2	Steve Spurrier
1994	Florida	7-1	10-2-1	Steve Spurrier
1995	Florida	8-0	12-1	Steve Spurrier
1996	*Florida	8-0	12-1	Steve Spurrier
1997	Tennessee	7-1	11-2	Phillip Fulmer
1998	*Tennessee	8-0	13-0	Phillip Fulmer
1999	Alabama	7-1	10-3	Mike DuBose

YEAR	CHAMPION	SEC	OVERALL	COACH
2000	Florida	7-1	10-3	Steve Spurrier
2001	LSU	5-3	10-3	Nick Saban
2002	Georgia	7-1	13-1	Mark Richt
2003	*LSU	7-1	13-1	Nick Saban
2004	Auburn	8-0	13-0	Tommy Tuberville
2005	Georgia	6-2	10-3	Mark Richt
2006	*Florida	7-1	13-1	Urban Meyer
2007	*LSU	6-2	12-2	Les Miles
2008	*Florida	7-1	13-1	Urban Meyer
2009	*Alabama	8-0	14-0	Nick Saban
2010	*Auburn	8-0	14-0	Gene Chizik
2011	LSU	8-0	13-1	Les Miles
2012	*Alabama	7-1	13-1	Nick Saban
2013	Auburn	7-1	12-2	Gus Malzahn
2014	Alabama	7-1	12-2	Nick Saban
2015	*Alabama	7-1	14-1	Nick Saban
2016	Alabama	8-0	14-1	Nick Saban

*National Champion NOTE: Overall records include bowl games

CHAMPIONSHIPS BY SCHOOL

Alabama	26 ('33-34t-37-45-53-61t-64-65-66t-71-72-73-74-75-77-78-79-81t-89t-92-99-09-12-14-15-16)
Tennessee	13 ('38-39t-40-46t-51t-56-67-69-85-89t-90-97-98)
Georgia	12 ('42-46t-48-59-66t-68-76t-80-81t-82-02-05)
LSU	11 ('35-36-58-61t-70-86-88t-2001-03-07-11)
Florida	8 ('91-93-94-95-96-2000-06-08)
Auburn	8 ('57-83-87-88t-89t-04-10-13)
Ole Miss	6 ('47-54-55-60-62-63)
# Georgia Tech	5 ('39t-43-44-51t-52)
#Tulane	3 ('34-39t-49)
Kentucky	2 ('50-76t)
Mississippi State	1 ('41)

Denotes former member of the SEC

SEC CHAMPIONSHIP COACHES

Paul Bryant (14)	Kentucky (1) 1950; Alabama (13) 1961-64-65-66-71-72-73-74-75-77-78-79-81
Nick Saban (7)	LSU 2001-03; Alabama 2009-12-14-15-16
Johnny Vaught (6)	Ole Miss 1947-54-55-60-62-63
Vince Dooley (6)	Georgia 1966-68-76-80-81-82
Steve Spurrier (6)	Florida 1991-93-94-95-96-2000
Bob Neyland (5)	Tennessee 1938-39-40-46-51
Frank Thomas (4)	Alabama 1933-34-37-45
Wally Butts (4)	Georgia 1942-46-48-59
Pat Dye (4)	Auburn 1983-87-88-89
Bill Alexander (3)	Georgia Tech 1939-43-44
Johnny Majors (3)	Tennessee 1985-89-90
Les Miles (2)	LSU 2007-11
Phillip Fulmer (2)	Tennessee 1997-98
Urban Meyer (2)	Florida 2006-08
Bernie Moore (2)	LSU 1935-36
Bobby Dodd (2)	Georgia Tech 1951-52
Paul Dietzel (2)	LSU 1958-61
Doug Dickey (2)	Tennessee 1967-69
Mark Richt (2)	Georgia 2002-05
Ted Cox (1)	Tulane 1934
Red Dawson (1)	Tulane 1939
Allyn McKeen (1)	Mississippi State 1941
Henry Frnka (1)	Tulane 1949
Red Drew (1)	Alabama 1953
Bowden Wyatt (1)	Tennessee 1956
Ralph Jordan (1)	Auburn 1957
Charlie McClendon (1)	LSU 1970
Fran Curci (1)	Kentucky 1976
Bill Arnsparger (1)	LSU 1986
Mike Archer (1)	LSU 1988
Bill Curry (1)	Alabama 1989
Gene Stallings (1)	Alabama 1992
Mike DuBose (1)	Alabama 1999
Tommy Tuberville (1)	Auburn 2004
Gene Chizik (1)	Auburn 2010
Gus Malzahn (1)	Auburn 2013



RECORDS AND RESULTS

SEC ANNUAL FOOTBALL STANDINGS

Regular-Season Games only reflected in standings from 1933-2001 / * - Indicates Tie for Conference or Division Title / # - Not Eligible for Title

1933								
School	Conference				Overall			
	W-L-T	Pct.	Pts.	Opp.	W-L-T	Pts.	Opp.	
Alabama	5-0-1	.917	69	15	7-1-1	130	17	
LSU	3-0-2	.800	73	20	7-0-3	176	27	
Georgia	3-1-0	.750	53	33	8-2-0	148	86	
Tennessee	5-2-0	.714	134	37	7-3-0	176	47	
Tulane	4-2-1	.643	127	55	6-3-1	160	68	
Auburn	2-2-0	.500	40	43	5-5-0	133	104	
Ole Miss	2-2-1	.500	78	66	6-3-2	167	79	
Vanderbilt	2-2-2	.500	56	74	4-3-3	126	107	
Florida	2-3-0	.400	58	53	5-3-1	114	53	
Kentucky	2-3-0	.400	14	87	5-5-0	91	116	
Georgia Tech	2-5-0	.286	62	55	5-5-0	117	63	
Mississippi State	1-5-1	.214	39	143	3-6-1	69	149	
Sewanee	0-6-0	.000	36	158	3-6-0	75	165	

1934								
School	Conference				Overall			
	W-L-T	Pct.	Pts.	Opp.	W-L-T	Pts.	Opp.	
*Tulane	8-0-0	1.000	148	49	9-1-0	195	69	
*Alabama	7-0-0	1.000	223	32	9-0-0	287	32	
Tennessee	5-1-0	.833	98	32	8-2-0	175	58	
LSU	4-2-0	.667	133	41	7-2-2	172	77	
Georgia	3-2-0	.600	51	33	7-3-0	141	56	
Vanderbilt	4-3-0	.571	66	94	6-3-0	105	100	
Florida	2-2-1	.500	52	74	6-3-1	113	110	
Ole Miss	2-3-1	.417	39	78	4-5-1	114	98	
Kentucky	1-3-0	.250	30	73	5-5-0	123	86	
Auburn	1-6-0	.143	37	87	2-8-0	58	107	
Sewanee	0-4-0	.000	12	105	2-7-0	40	147	
Mississippi State	0-5-0	.000	6	94	4-6-0	79	126	
Georgia Tech	0-6-0	.000	42	125	1-9-0	56	187	

1935								
School	Conference				Overall			
	W-L-T	Pct.	Pts.	Opp.	W-L-T	Pts.	Opp.	
LSU	5-0-0	1.000	95	15	9-1-0	221	38	
Vanderbilt	5-1-0	.833	103	42	7-3-0	179	68	
Ole Miss	3-1-0	.750	87	26	9-2-0	292	66	
Auburn	5-2-0	.714	118	39	8-2-0	201	46	
Alabama	4-2-0	.667	106	48	6-2-1	185	55	
Tulane	3-3-0	.500	85	97	6-4-0	156	123	
Kentucky	3-3-0	.500	80	68	5-4-0	167	94	
Georgia Tech	3-4-0	.429	123	123	5-5-0	162	142	
Mississippi State	2-3-0	.400	73	63	8-3-0	190	76	
Tennessee	2-3-0	.400	34	84	4-5-0	98	155	
Georgia	2-4-0	.333	54	81	6-4-0	169	88	
Florida	1-6-0	.143	51	134	3-7-0	113	154	
Sewanee	0-6-0	.000	0	189	2-7-0	15	228	

1936								
School	Conference				Overall			
	W-L-T	Pct.	Pts.	Opp.	W-L-T	Pts.	Opp.	
LSU	6-0-0	1.000	143	13	9-0-1	281	33	
Alabama	5-0-1	.917	89	29	8-0-1	168	35	
Auburn	4-1-1	.750	58	44	7-2-2	160	63	
Tennessee	3-1-2	.667	79	25	6-2-2	147	52	
Mississippi State	3-2-0	.600	101	25	7-2-1	220	25	
Georgia	3-3-0	.500	74	133	5-4-1	115	159	
Georgia Tech	3-3-1	.500	164	63	5-5-1	251	103	
Tulane	2-3-1	.417	73	91	6-3-1	163	117	
Vanderbilt	1-3-1	.300	33	59	3-5-1	115	87	
Kentucky	1-3-0	.250	13	55	6-4-0	179	84	
Florida	1-5-0	.167	40	98	4-6-0	99	125	
Ole Miss	0-3-1	.125	12	46	5-5-2	150	98	
Sewanee	0-5-0	.000	13	211	0-6-1	20	230	

1937								
School	Conference				Overall			
	W-L-T	Pct.	Pts.	Opp.	W-L-T	Pts.	Opp.	
Alabama	6-0-0	1.000	145	20	9-0-0	225	20	
LSU	5-1-0	.833	108	21	9-1-0	234	27	
Auburn	4-1-2	.714	95	23	5-2-3	121	36	
Vanderbilt	4-2-0	.667	80	36	7-2-0	121	42	
Mississippi State	3-2-0	.600	42	94	5-4-1	119	117	
Georgia Tech	3-2-1	.583	64	34	6-3-1	177	54	
Tennessee	4-3-0	.571	130	47	6-3-1	189	47	
Florida	3-4-0	.429	46	59	4-7-0	86	89	
Tulane	2-3-1	.417	66	50	5-4-1	164	69	
Georgia	1-2-2	.400	13	50	6-3-2	151	64	
Ole Miss	0-4-0	.000	14	68	4-5-1	127	106	
Kentucky	0-5-0	.000	0	104	4-6-0	93	130	
Sewanee	0-6-0	.000	7	204	2-7-0	78	213	

1938								
School	Conference				Overall			
	W-L-T	Pct.	Pts.	Opp.	W-L-T	Pts.	Opp.	
Tennessee	7-0-0	1.000	167	9	10-0-0	276	16	
Alabama	4-1-1	.750	82	33	7-1-1	149	40	
Tulane	4-1-1	.750	107	9	7-2-1	211	53	
Ole Miss	3-2-0	.600	85	73	9-2-0	232	120	
Georgia Tech	2-1-3	.583	47	51	3-4-3	72	84	
Vanderbilt	4-3-0	.571	54	49	6-3-0	86	49	
Florida	2-2-1	.500	25	54	4-6-1	112	149	
Auburn	3-3-1	.500	84	49	4-5-1	110	88	
Georgia	1-2-1	.375	39	57	5-4-1	145	143	
LSU	2-4-0	.333	58	83	6-4-0	160	89	
Mississippi State	1-4-0	.200	41	98	4-6-0	123	131	
Kentucky	0-4-0	.000	31	105	2-7-0	150	160	
Sewanee	0-6-0	.000	9	159	1-8-0	59	213	

1939								
School	Conference				Overall			
	W-L-T	Pct.	Pts.	Opp.	W-L-T	Pts.	Opp.	
Tennessee	6-0-0	1.000	120	0	10-0-0	212	0	
Georgia Tech	6-0-0	1.000	74	25	7-2-0	129	49	
Tulane	5-0-0	1.000	128	26	8-0-1	181	46	
Mississippi State	3-2-0	.600	47	32	8-2-0	216	32	
Ole Miss	2-2-0	.500	40	50	7-2-0	230	64	
Kentucky	2-2-1	.500	47	58	6-2-1	161	64	
Auburn	3-3-1	.500	48	40	5-5-1	71	69	
Alabama	2-3-1	.417	53	47	5-3-1	101	53	
Georgia	1-3-0	.250	12	35	5-6-0	113	98	
LSU	1-5-0	.167	58	109	4-5-0	111	116	
Vanderbilt	1-6-0	.143	57	120	2-7-1	96	165	
Florida	0-3-1	.125	16	48	5-5-1	78	66	
Sewanee	0-3-0	.000	7	117	3-5-0	43	150	

1940								
School	Conference				Overall			
	W-L-T	Pct.	Pts.	Opp.	W-L-T	Pts.	Opp.	
Tennessee	5-0-0	1.000	122	12	10-0-0	319	26	
Mississippi State	4-0-1	.900	88	21	9-0-1	233	51	
Ole Miss	3-1-0	.750	60	46	9-2-0	251	100	
Alabama	4-2-0	.667	89	80	7-2-0	166	80	
Auburn	3-2-1	.583	89	70	6-4-1	170	153	
LSU	3-3-0	.500	55	82	6-4-0	139	112	
Georgia	2-3-1	.417	82	106	5-4-1	209	134	
Florida	2-3-0	.400	48	81	5-5-0	136	141	
Kentucky	1-2-2	.400	40	79	5-3-2	190	107	
Tulane	1-3-0	.250	41	60	5-5-0	144	126	
Vanderbilt	1-5-1	.214	55	91	3-6-1	101	98	
Georgia Tech	1-5-0	.167	72	93	3-7-0	139	160	
Sewanee	0-1-0	.000	0	20	3-5-0	132	125	

RECORDS AND RESULTS

1941						
School	Conference			Overall		
	W-L-T	Pct.	Pts.	Opp.	W-L-T	Pts.
Mississippi State	4-0-1	.900	40	7	8-1-1	191
Tennessee	3-1-0	.750	61	29	8-2-0	182
Alabama	5-2-0	.714	105	51	8-2-0	234
Georgia	3-1-1	.700	75	44	8-1-1	279
Ole Miss	2-1-1	.625	47	45	6-2-1	131
Vanderbilt	3-2-0	.600	81	82	8-2-0	260
LSU	2-2-2	.500	54	40	4-4-2	119
Tulane	2-3-0	.400	93	72	5-4-0	220
Georgia Tech	2-4-0	.333	62	96	3-6-0	82
Florida	1-3-0	.250	24	42	4-6-0	149
Auburn	0-4-1	.100	28	88	4-5-1	123
Kentucky	0-4-0	.000	35	109	5-4-0	151

1942						
School	Conference			Overall		
	W-L-T	Pct.	Pts.	Opp.	W-L-T	Pts.
Georgia	6-1-0	.857	238	56	10-1-0	367
Georgia Tech	4-1-0	.800	89	48	9-1-0	212
Tennessee	4-1-0	.800	85	15	8-1-1	245
Mississippi State	5-2-0	.714	188	62	8-2-0	200
Alabama	4-2-0	.667	80	41	7-3-0	209
LSU	3-2-0	.600	62	70	7-3-0	192
Auburn	3-3-0	.500	79	60	6-4-1	174
Vanderbilt	2-4-0	.333	61	113	6-4-0	232
Florida	1-3-0	.250	25	121	3-7-0	106
Tulane	1-4-0	.200	47	113	4-5-0	121
Kentucky	0-5-0	.000	19	101	3-6-1	155
Ole Miss	0-5-0	.000	33	136	2-7-0	132

1943						
School	Conference			Overall		
	W-L-T	Pct.	Pts.	Opp.	W-L-T	Pts.
Georgia Tech	3-0-0	1.000	123	7	7-3-0	280
Tulane	1-1-0	.500	27	33	3-3-0	92
LSU	2-2-0	.500	68	102	5-3-0	143
Georgia	0-3-0	.000	33	109	6-4-0	264
Vanderbilt	0-0-0	.000	0	0	5-0-0	145

1944						
School	Conference			Overall		
	W-L-T	Pct.	Pts.	Opp.	W-L-T	Pts.
Georgia Tech	4-0-0	1.000	119	13	8-2-0	241
Tennessee	5-0-1	.917	120	27	7-0-1	173
Georgia	4-2-0	.667	121	103	7-3-0	269
Alabama	3-1-2	.667	128	47	5-1-2	246
Mississippi State	3-2-0	.600	73	59	6-2-0	219
LSU	2-3-1	.417	79	80	2-5-1	92
Ole Miss	2-3-0	.400	59	95	2-6-0	77
Tulane	1-2-0	.333	29	72	4-3-0	113
Kentucky	1-5-0	.167	59	134	3-6-0	125
Florida	0-3-0	.000	18	104	4-3-0	106
Auburn	0-4-0	.000	47	118	4-4-0	181
Vanderbilt	0-0-0	.000	0	0	3-0-1	67

1945						
School	Conference			Overall		
	W-L-T	Pct.	Pts.	Opp.	W-L-T	Pts.
Alabama	6-0-0	1.000	265	60	9-0-0	396
Tennessee	3-1-0	.750	100	25	8-1-0	238
LSU	5-2-0	.714	172	80	7-2-0	245
Georgia	4-2-0	.667	164	66	8-2-0	294
Ole Miss	3-3-0	.500	68	112	4-5-0	100
Georgia Tech	2-2-0	.500	68	56	4-6-0	157
Mississippi State	2-3-0	.400	79	96	6-3-0	221
Auburn	2-3-0	.400	46	89	5-5-0	172
Vanderbilt	2-4-0	.333	40	175	3-6-0	71
Florida	1-3-1	.300	32	79	4-5-1	155
Tulane	1-3-1	.300	41	113	2-6-1	93
Kentucky	0-5-0	.000	38	162	2-8-0	96

1946						
School	Conference			Overall		
	W-L-T	Pct.	Pts.	Opp.	W-L-T	Pts.
Georgia	5-0-0	1.000	151	34	10-0-0	372
Tennessee	5-0-0	1.000	57	29	9-1-0	175
LSU	5-1-0	.833	140	101	9-1-0	240
Georgia Tech	4-2-0	.667	128	75	8-2-0	243
Mississippi State	3-2-0	.600	80	44	8-2-0	271
Alabama	4-3-0	.571	85	84	7-4-0	186
Vanderbilt	3-4-0	.429	66	43	5-4-0	108
Kentucky	2-3-0	.400	50	69	7-3-0	233
Tulane	2-4-0	.333	106	110	3-7-0	179
Auburn	1-5-0	.167	53	164	4-6-0	132
Ole Miss	1-6-0	.143	61	130	2-7-0	76
Florida	0-5-0	.000	46	140	0-9-0	104

1947						
School	Conference			Overall		
	W-L-T	Pct.	Pts.	Opp.	W-L-T	Pts.
Georgia	6-1-0	.857	157	82	8-2-0	256
Ole Miss	4-1-0	.800	88	21	9-1-0	220
Georgia Tech	5-2-0	.714	122	61	8-2-0	203
Alabama	2-2-0	.500	54	54	7-3-0	169
Mississippi State	3-3-0	.500	104	81	7-4-0	192
Georgia	3-3-0	.500	72	58	6-4-0	182
Vanderbilt	2-3-2	.429	88	100	2-5-2	94
Tulane	2-3-1	.417	95	121	5-3-1	149
LSU	2-3-0	.400	53	40	7-3-0	151
Kentucky	2-3-0	.400	38	93	5-5-0	164
Tennessee	1-5-0	.167	33	151	2-7-0	78
Auburn	0-3-1	.125	33	75	4-5-1	125
Florida	0-3-1	.125	33	75	4-5-1	125

1948						
School	Conference			Overall		
	W-L-T	Pct.	Pts.	Opp.	W-L-T	Pts.
Georgia	6-0-0	1.000	175	51	9-1-0	278
Ole Miss	6-1-0	.857	160	73	8-1-0	226
Tulane	5-1-0	.833	124	40	9-1-0	207
Vanderbilt	4-2-1	.643	170	67	8-2-1	328
Georgia Tech	4-3-0	.571	126	62	7-3-0	226
Alabama	4-4-1	.500	153	164	6-4-1	228
Mississippi State	3-3-0	.500	62	59	4-4-1	103
Tennessee	2-3-1	.417	59	77	4-4-2	140
Kentucky	1-3-1	.300	60	96	5-3-2	199
Florida	1-5-0	.167	78	153	5-5-0	213
LSU	1-5-0	.167	52	178	3-7-0	99
Auburn	0-7-0	.000	29	228	1-8-1	68

1949						
School	Conference			Overall		
	W-L-T	Pct.	Pts.	Opp.	W-L-T	Pts.
Tulane	5-1-0	.833	155	61	7-2-1	251
Kentucky	4-1-0	.800	126	6	9-2-0	304
Tennessee	4-1-1	.750	97	64	7-2-1	214
Georgia Tech	5-2-0	.714	134	99	7-3-0	197
LSU	4-2-0	.667	122	53	8-2-0	231
Alabama	4-3-1	.563	145	96	6-3-1	227
Vanderbilt	4-4-0	.500	144	170	5-5-0	177
Auburn	2-4-2	.375	114	168	2-4-3	134
Ole Miss	2-4-0	.333	107	151	4-5-1	246
Florida	1-4-1	.250	86	156	4-5-1	180
Georgia	1-4-1	.250	47	94	4-6-1	177
Mississippi State	0-6-0	.000	25	184	0-8-1	38

*APPOINTED CONFERENCE GAMES

While the SEC rule requiring six football games with member schools was in effect, 16 games with outside schools were appointed to serve as conference games to avoid a violation for the members. The won-lost records of these games are included in the annual conference standings, but the results are not included in the conference point totals.

- | | | | |
|-----------------------------------|----------------------------------|-----------------------------------|--------------------------------------|
| 1954 - Ole Miss vs. Arkansas, 0-6 | 1966 - Florida vs. Tulane, 31-10 | 1967 - Georgia vs. Clemson, 24-17 | 1968 - Florida vs. Tulane, 24-3 |
| 1958 - Ole Miss vs. Houston, 56-7 | Georgia vs. N. Carolina, 28-3 | Vanderbilt vs. Tulane, 14-27 | LSU vs. TCU, 10-7 |
| 1964 - Tulane vs. Miami, 0-21 | LSU vs. Tulane, 21-7 | | LSU vs. Tulane, 34-10 |
| 1965 - Georgia vs. Clemson, 23-9 | Tennessee vs. S. Carolina, 29-17 | | Mississippi St. vs. Tex. Tech, 28-28 |
| Tennessee vs. S. Carolina, 24-3 | Vanderbilt vs. Tulane, 12-13 | | Vanderbilt vs. Tulane, 21-7 |



RECORDS AND RESULTS

1950

School	Conference			Overall			
	W-L-T	Pct.	Pts.	Opp.	W-L-T	Pts.	Opp.
Kentucky	5-1-0	.833	157	48	10-1-0	380	62
Tennessee	4-1-0	.800	99	16	10-1-0	315	57
Alabama	6-2-0	.750	214	101	9-2-0	328	107
Tulane	3-1-1	.700	118	66	6-2-1	260	97
Georgia Tech	4-2-0	.667	89	95	5-6-0	182	193
Georgia	3-2-1	.583	65	44	6-2-3	158	65
Mississippi State	3-4-0	.429	95	123	4-5-0	169	137
LSU	2-3-2	.429	107	88	4-5-2	165	151
Vanderbilt	3-4-0	.429	128	178	7-4-0	252	216
Florida	2-4-0	.333	90	137	5-5-0	157	181
Ole Miss	1-5-0	.167	75	169	5-5-0	207	183
Auburn	0-7-0	.000	17	189	0-10-0	31	255

1951

School	Conference			Overall			
	W-L-T	Pct.	Pts.	Opp.	W-L-T	Pts.	Opp.
Georgia Tech	7-0-0	1.000	175	41	10-0-1	278	76
Tennessee	5-0-0	1.000	150	61	10-0-0	373	88
LSU	4-2-1	.643	63	71	7-3-1	128	111
Ole Miss	4-2-1	.643	181	130	6-3-1	254	157
Kentucky	3-3-0	.500	102	68	7-4-0	294	114
Auburn	3-4-0	.429	101	164	5-5-0	180	212
Vanderbilt	3-5-0	.375	147	167	6-5-0	201	195
Alabama	3-5-0	.375	116	140	5-6-0	263	188
Georgia	2-4-0	.333	73	97	5-5-0	176	184
Florida	2-4-0	.333	88	96	5-5-0	174	131
Mississippi State	2-5-0	.286	23	107	4-5-0	82	127
Tulane	1-5-0	.167	40	117	4-6-0	143	172

1952

School	Conference			Overall			
	W-L-T	Pct.	Pts.	Opp.	W-L-T	Pts.	Opp.
Georgia Tech	6-0-0	1.000	124	26	11-0-0	301	52
Tennessee	5-0-1	.917	142	36	8-1-1	259	63
Ole Miss	4-0-2	.833	122	69	8-0-2	237	96
Alabama	4-2-0	.667	121	85	9-2-0	264	133
Georgia	4-3-0	.571	108	131	7-4-0	226	208
Florida	3-3-0	.500	127	84	7-3-0	290	109
Mississippi State	3-4-0	.429	170	172	5-4-0	225	186
Tulane	3-5-0	.375	107	132	5-5-0	188	146
Kentucky	1-3-2	.333	75	121	5-4-2	161	173
LSU	2-5-0	.286	101	138	3-7-0	148	214
Vanderbilt	1-4-1	.250	55	145	3-5-2	151	199
Auburn	0-7-0	.000	75	188	2-8-0	139	208

1953

School	Conference			Overall			
	W-L-T	Pct.	Pts.	Opp.	W-L-T	Pts.	Opp.
Alabama	4-0-3	.786	91	51	6-2-3	172	124
Georgia Tech	4-1-1	.750	140	44	8-2-1	246	92
Ole Miss	4-1-1	.750	129	62	7-2-1	236	113
Kentucky	4-1-1	.750	137	89	7-2-1	201	116
Auburn	4-2-1	.643	136	99	7-2-1	257	138
Mississippi State	3-1-3	.643	121	80	5-2-3	196	219
Tennessee	3-2-1	.583	95	80	6-4-1	240	153
LSU	2-3-3	.438	123	138	5-3-3	194	159
Florida	1-3-2	.333	69	79	3-5-2	200	113
Vanderbilt	1-5-0	.167	59	172	3-7-0	131	258
Georgia	1-5-0	.167	71	149	3-8-1	155	250
Tulane	0-7-0	.000	68	196	1-8-1	129	228

1954

School	Conference			Overall			
	W-L-T	Pct.	Pts.	Opp.	W-L-T	Pts.	Opp.
*Ole Miss	5-1-0	.833	119	29	9-1-0	283	47
Georgia Tech	6-2-0	.750	145	63	7-3-0	175	91
Florida	5-2-0	.714	94	66	5-5-0	115	128
Kentucky	5-2-0	.714	90	95	7-3-0	151	125
Georgia	3-2-1	.583	40	69	6-3-1	89	89
Auburn	3-3-0	.500	124	54	7-3-0	243	73
Mississippi State	3-3-0	.500	58	47	6-4-0	192	120
Alabama	3-3-2	.500	74	74	4-5-2	123	104
LSU	2-5-0	.286	66	115	5-6-0	125	173
Tulane	1-6-1	.188	26	124	1-6-3	46	144
Vanderbilt	1-5-0	.167	68	91	2-7-0	134	169
Tennessee	1-5-0	.167	39	116	4-6-0	105	164

1955

School	Conference			Overall			
	W-L-T	Pct.	Pts.	Opp.	W-L-T	Pts.	Opp.
Ole Miss	5-1-0	.833	135	73	9-1-0	251	97
Auburn	5-1-1	.786	123	92	8-1-1	211	98
Georgia Tech	4-1-1	.750	87	33	8-1-1	182	46
Tennessee	3-2-1	.583	74	57	6-3-1	188	92
Vanderbilt	4-3-0	.571	123	66	7-3-0	215	73
Mississippi State	4-4-0	.500	120	135	6-4-0	173	142
Kentucky	3-3-1	.500	89	108	6-3-1	178	131
Tulane	3-3-1	.500	101	94	5-4-1	163	136
LSU	2-3-1	.417	106	81	3-5-2	139	149
Florida	3-5-0	.375	77	119	4-6-0	111	126
Georgia	2-5-0	.286	91	123	4-6-0	173	170
Alabama	0-7-0	.000	36	181	0-10-0	48	256

1956

School	Conference			Overall			
	W-L-T	Pct.	Pts.	Opp.	W-L-T	Pts.	Opp.
Tennessee	6-0-0	1.000	139	28	10-0-0	268	75
Georgia Tech	7-1-0	.875	211	26	9-1-0	227	33
Florida	5-2-0	.714	124	58	6-3-1	158	98
Ole Miss	4-2-0	.667	122	68	7-3-0	207	82
Auburn	4-3-0	.571	108	110	7-3-0	174	117
Kentucky	4-4-0	.500	72	105	6-4-0	119	105
Tulane	3-3-0	.500	56	83	6-4-0	124	123
Vanderbilt	2-5-0	.286	72	91	5-5-0	147	113
Alabama	2-5-0	.286	53	152	2-7-1	85	208
Mississippi State	2-5-0	.286	104	119	4-6-0	148	152
LSU	1-5-0	.167	50	158	3-7-0	104	197
Georgia	1-6-0	.143	30	143	3-6-1	66	162

1957

School	Conference			Overall			
	W-L-T	Pct.	Pts.	Opp.	W-L-T	Pts.	Opp.
Auburn	7-0-0	1.000	90	7	10-0-0	207	28
Ole Miss	5-0-1	.917	128	26	8-1-1	232	52
Mississippi State	4-2-1	.643	118	81	6-2-1	175	100
Florida	4-2-1	.643	92	70	6-2-1	133	70
Tennessee	4-3-0	.571	82	62	7-3-0	161	75
Vanderbilt	3-3-1	.500	47	81	5-3-2	113	108
LSU	4-4-0	.500	126	76	5-5-0	159	110
Georgia Tech	3-4-1	.438	62	71	4-4-2	75	71
Georgia	3-4-0	.429	72	71	3-7-0	93	150
Tulane	1-5-0	.167	41	135	2-8-0	94	195
Alabama	1-6-1	.188	40	143	2-7-1	69	173
Kentucky	1-7-0	.125	48	120	3-7-0	128	127

1958

School	Conference			Overall			
	W-L-T	Pct.	Pts.	Opp.	W-L-T	Pts.	Opp.
LSU	6-0-0	1.000	138	23	10-0-0	275	53
Auburn	6-0-1	.929	102	40	9-0-1	173	62
*Ole Miss	4-2-0	.667	83	46	8-2-0	215	65
Vanderbilt	2-1-3	.583	45	30	5-2-3	131	71
Tennessee	4-3-0	.571	64	77	4-6-0	77	122
Alabama	3-4-1	.438	63	69	5-4-1	106	75
Kentucky	3-4-1	.438	65	109	5-4-1	136	115
Florida	2-3-1	.417	66	56	6-3-1	171	93
Georgia Tech	2-3-1	.417	53	60	5-4-1	98	91
Georgia	2-4-0	.333	70	64	4-6-0	196	114
Tulane	1-5-0	.167	35	148	3-7-0	195	189
Mississippi State	1-6-0	.143	61	123	3-6-0	127	129

1959

School	Conference			Overall			
	W-L-T	Pct.	Pts.	Opp.	W-L-T	Pts.	Opp.
Georgia	7-0-0	1.000	123	53	9-1-0	214	89
LSU	5-1-0	.833	79	23	9-1-0	164	29
Ole Miss	5-1-0	.833	184	21	9-1-0	329	21
Alabama	4-1-2	.714	65	45	7-1-2	95	52
Auburn	4-3-0	.571	90	33	7-3-0	174	58
Vanderbilt	3-2-2	.571	57	79	5-3-2	138	106
Georgia Tech	3-3-0	.500	76	69	6-4-0	129	107
Tennessee	3-4-1	.438	60	111	5-4-1	112	118
Florida	2-4-0	.333	60	62	5-4-1	169	107
Kentucky	1-6-0	.143	45	97	4-6-0	140	107
Tulane	0-5-1	.083	39	143	3-6-1	94	176
Mississippi State	0-7-0	.000	19	161	2-7-0	96	198

RECORDS AND RESULTS

1960						
School	Conference			Overall		
	W-L-T	Pct.	Pts.	Opp.	W-L-T	Pts.
Ole Miss	5-0-1	.917	138	37	9-0-1	266
Florida	5-1-0	.833	93	57	8-2-0	144
Alabama	5-1-1	.786	81	47	8-1-1	180
Auburn	5-2-0	.714	68	52	8-2-0	155
Tennessee	3-2-2	.571	85	58	6-2-2	209
Georgia	4-3-0	.571	88	95	6-4-0	174
Georgia Tech	4-4-0	.500	102	78	5-5-0	118
LSU	2-3-1	.417	42	37	5-4-1	105
Kentucky	2-4-1	.357	79	81	5-4-1	206
Tulane	1-4-1	.250	57	84	3-6-1	132
Mississippi State	0-5-1	.084	41	96	2-6-1	101
Vanderbilt	0-7-0	.000	7	159	3-7-0	74

1961						
School	Conference			Overall		
	W-L-T	Pct.	Pts.	Opp.	W-L-T	Pts.
Alabama	7-0-0	1.000	178	15	10-0-0	287
LSU	6-0-0	1.000	143	27	9-1-0	234
Ole Miss	5-1-0	.833	176	33	9-1-0	326
Tennessee	4-3-0	.571	128	114	6-4-0	221
Georgia Tech	4-3-0	.571	90	43	7-3-0	162
Florida	3-3-0	.500	57	92	4-5-1	97
Auburn	3-4-0	.429	94	109	6-4-0	174
Kentucky	2-4-0	.333	81	101	5-5-0	138
Georgia	2-5-0	.286	60	128	3-7-0	84
Mississippi State	1-5-0	.167	34	112	5-5-0	111
Tulane	1-5-0	.167	20	175	2-8-0	60
Vanderbilt	1-6-0	.143	51	163	2-8-0	95

1962						
School	Conference			Overall		
	W-L-T	Pct.	Pts.	Opp.	W-L-T	Pts.
Ole Miss	6-0-0	1.000	117	19	9-0-0	230
Alabama	6-1-0	.857	187	27	9-1-0	272
LSU	5-1-0	.833	113	25	8-1-1	162
Georgia Tech	5-2-0	.714	141	51	7-2-1	201
Florida	4-2-0	.667	106	74	6-4-0	204
Auburn	4-3-0	.571	88	134	6-3-1	173
Georgia	2-3-1	.417	68	123	3-4-3	109
Kentucky	2-3-1	.417	32	54	3-5-2	85
Mississippi State	2-5-0	.286	60	101	3-6-0	76
Tennessee	2-6-0	.250	108	120	4-6-0	179
Vanderbilt	1-6-0	.143	34	141	1-9-0	62
Tulane	0-7-0	.000	43	228	0-10-0	76

1963						
School	Conference			Overall		
	W-L-T	Pct.	Pts.	Opp.	W-L-T	Pts.
Ole Miss	5-0-1	.917	146	27	7-0-2	207
Auburn	6-1-0	.857	119	74	9-1-0	189
Alabama	6-2-0	.750	177	63	8-2-0	215
Mississippi State	4-1-2	.714	96	65	6-2-2	169
LSU	4-2-0	.667	78	57	7-3-0	135
Georgia Tech	4-3-0	.571	101	76	7-3-0	173
Florida	3-3-1	.500	61	71	6-3-1	130
Tennessee	3-5-0	.375	85	108	5-5-0	168
Georgia	2-4-0	.333	61	95	4-5-1	133
Vanderbilt	0-5-2	.143	23	113	1-7-2	73
Kentucky	0-5-1	.083	41	109	3-6-1	142
Tulane	0-6-1	.071	23	153	1-8-1	43

1964						
School	Conference			Overall		
	W-L-T	Pct.	Pts.	Opp.	W-L-T	Pts.
Alabama	8-0-0	1.000	188	60	10-0-0	233
Georgia	4-2-0	.667	52	59	6-3-1	123
Florida	4-2-0	.667	101	64	7-3-0	181
Kentucky	4-2-0	.667	95	97	5-5-0	150
LSU	4-2-1	.643	83	70	7-2-1	115
Auburn	3-3-0	.500	43	65	6-4-0	123
Ole Miss	2-4-1	.357	113	104	5-4-1	210
Mississippi State	2-5-0	.286	82	102	4-6-0	155
Vanderbilt	1-4-1	.250	37	67	3-6-1	79
Tennessee	1-5-1	.214	32	87	4-5-1	80
*Tulane	1-5-0	.167	31	82	3-7-0	79

1965						
School	Conference			Overall		
	W-L-T	Pct.	Pts.	Opp.	W-L-T	Pts.
Alabama	6-1-1	.813	161	65	8-1-1	217
Auburn	4-1-1	.750	113	115	5-4-1	165
Florida	4-2-0	.667	126	76	7-3-0	221
Tennessee	3-1-2	.667	73	40	7-1-2	193
Ole Miss	5-3-0	.625	129	77	6-4-0	166
LSU	3-3-0	.500	144	109	7-3-0	251
Kentucky	3-3-0	.500	120	90	6-4-0	202
Georgia	3-3-0	.500	81	90	6-4-0	186
Vanderbilt	1-5-0	.167	40	125	2-7-1	85
Tulane	1-5-0	.167	37	192	2-8-0	71
Mississippi State	1-5-0	.167	78	123	4-6-0	202

1966						
School	Conference			Overall		
	W-L-T	Pct.	Pts.	Opp.	W-L-T	Pts.
*Alabama	6-0-0	1.000	149	37	10-0-0	267
**Georgia	6-0-0	1.000	104	58	9-1-0	211
*Florida	5-1-0	.800	109	68	8-2-0	238
Ole Miss	5-2-0	.714	116	33	8-2-0	170
Tennessee	4-2-0	.667	101	44	7-3-0	222
*LSU	3-3-0	.500	54	73	5-4-1	135
Kentucky	2-4-0	.333	65	119	3-6-1	107
Auburn	1-5-0	.167	60	127	4-6-0	104
Mississippi State	0-6-0	.000	45	129	2-8-0	75
Vanderbilt	0-6-0	.000	16	131	1-9-0	72

1967						
School	Conference			Overall		
	W-L-T	Pct.	Pts.	Opp.	W-L-T	Pts.
Tennessee	6-0-0	1.000	146	68	9-1-0	259
Alabama	5-1-0	.833	96	61	8-1-1	188
Florida	4-2-0	.667	123	120	6-4-0	201
*Georgia	4-2-0	.667	114	53	7-3-0	250
Ole Miss	4-2-1	.643	120	97	6-3-1	174
LSU	3-2-1	.583	155	50	6-3-1	248
Auburn	3-3-0	.500	126	79	6-4-0	237
Kentucky	1-6-0	.143	65	187	2-8-0	111
*Vanderbilt	0-6-0	.000	71	143	2-7-1	165
Mississippi State	0-6-0	.000	10	168	1-9-0	49

1968						
School	Conference			Overall		
	W-L-T	Pct.	Pts.	Opp.	W-L-T	Pts.
Georgia	5-0-1	.917	173	47	8-0-2	282
Tennessee	4-1-1	.750	106	68	8-1-1	248
Alabama	4-2-0	.667	108	63	8-2-0	174
LSU	4-2-0	.667	64	62	7-3-0	190
Auburn	4-2-0	.667	123	75	6-4-0	223
*Florida	3-2-1	.583	74	117	6-3-1	151
Ole Miss	3-2-1	.583	91	115	6-3-1	178
Vanderbilt	2-3-1	.417	40	87	5-4-1	163
*Mississippi State	0-4-2	.167	60	114	0-8-2	146
Kentucky	0-7-0	.000	59	150	3-7-0	141

1969						
School	Conference			Overall		
	W-L-T	Pct.	Pts.	Opp.	W-L-T	Pts.
Tennessee	5-1-0	.833	174	127	9-1-0	315
LSU	4-1-0	.800	162	77	9-1-0	349
Auburn	5-2-0	.714	238	123	8-2-0	363
Florida	3-1-1	.700	144	112	8-1-1	329
Ole Miss	4-2-0	.667	178	105	7-3-0	307
Georgia	2-3-1	.417	106	79	5-4-1	212
Vanderbilt	2-3-0	.400	11	137	4-6-0	242
Alabama	2-4-0	.333	121	175	6-4-0	281
Kentucky	1-6-0	.143	61	224	2-8-0	104
Mississippi State	0-5-0	.000	95	231	3-7-0	193

1970						
School	Conference			Overall		
	W-L-T	Pct.	Pts.	Opp.	W-L-T	Pts.
LSU	5-0-0	1.000	144	49	9-2-0	277
Tennessee	4-1-0	.800	154	49	10-1-0	336
Auburn	5-2-0	.800	247	128	8-2-0	355
Ole Miss	4-2-0	.667	156	157	7-3-0	285
Florida	3-3-0	.500	118	190	7-4-0	224
Georgia	3-3-0	.500	131	85	5-5-0	242
Alabama	3-4-0	.429	176	151	6-5-0	310
Mississippi State	3-4-0	.429	72	189	6-5-0	171
Vanderbilt	1-5-0	.167	60	159	4-7-0	201
Kentucky	0-7-0	.000	72	173	2-9-0	131



RECORDS AND RESULTS

1971

School	Conference			Overall		
	W-L-T	Pct.	Pts.	W-L-T	Pts.	Opp.
Alabama	7-0-0	1.000	238	11-0-0	362	84
Auburn	5-1-0	.833	160	9-1-0	313	142
Georgia	5-1-0	.833	200	10-1-0	353	112
Ole Miss	4-2-0	.667	147	9-2-0	322	204
Tennessee	4-2-0	.667	94	9-2-0	256	108
LSU	3-2-0	.600	122	8-3-0	320	138
Vanderbilt	1-5-0	.167	70	4-6-1	136	208
Florida	1-6-0	.143	79	4-7-0	174	298
Kentucky	1-6-0	.143	84	3-8-0	144	284
Mississippi State	1-7-0	.125	80	2-9-0	120	311

1972

School	Conference			Overall		
	W-L-T	Pct.	Pts.	W-L-T	Pts.	Opp.
Alabama	7-1-0	.875	258	10-1-0	393	133
Auburn	6-1-0	.857	120	9-1-0	185	138
LSU	4-1-1	.750	114	9-1-1	235	121
Tennessee	4-2-0	.667	94	9-2-0	273	83
Georgia	4-3-0	.571	82	7-4-0	174	163
Florida	3-3-1	.500	121	5-5-1	218	144
Ole Miss	2-5-0	.286	124	5-5-0	192	142
Kentucky	2-5-0	.286	45	3-8-0	131	232
Mississippi State	1-6-0	.143	81	4-7-0	197	254
Vanderbilt	0-6-0	.000	60	3-8-0	129	243

1973

School	Conference			Overall		
	W-L-T	Pct.	Pts.	W-L-T	Pts.	Opp.
Alabama	8-0-0	1.000	268	11-0-0	454	89
LSU	5-1-0	.833	156	9-2-0	258	153
Ole Miss	4-3-0	.571	124	6-5-0	202	177
Tennessee	3-3-0	.500	127	8-3-0	272	219
Florida	3-4-0	.429	82	7-4-0	180	171
Kentucky	3-4-0	.429	148	5-6-0	226	196
Georgia	3-4-0	.429	128	6-4-1	207	150
Auburn	2-5-0	.286	73	6-5-0	153	159
Mississippi State	2-5-0	.286	133	4-5-2	219	255
Vanderbilt	1-5-0	.167	87	5-6-0	181	262

1974

School	Conference			Overall		
	W-L-T	Pct.	Pts.	W-L-T	Pts.	Opp.
Alabama	6-0-0	1.000	168	11-0-0	318	83
Auburn	4-2-0	.667	120	9-2-0	260	126
Georgia	4-2-0	.667	155	6-5-0	317	264
Kentucky	3-3-0	.500	139	6-5-0	248	194
Florida	3-3-0	.500	128	8-3-0	251	184
Mississippi State	3-3-0	.500	109	8-3-0	301	200
Vanderbilt	2-3-1	.417	122	7-3-1	307	193
Tennessee	2-3-1	.417	90	6-3-2	204	178
LSU	2-4-0	.333	77	5-5-1	202	168
Ole Miss	0-6-0	.000	65	3-8-0	135	241

1975

School	Conference			Overall		
	W-L-T	Pct.	Pts.	W-L-T	Pts.	Opp.
Alabama	6-0-0	1.000	174	10-1-0	361	66
Ole Miss	5-1-0	.833	104	6-5-0	170	162
Georgia	5-1-0	.833	147	9-2-0	289	166
Florida	5-1-0	.833	182	9-2-0	302	104
Tennessee	3-3-0	.500	89	7-5-0	253	193
Vanderbilt	2-4-0	.333	47	7-4-0	119	200
f-LSU	2-4-0	.333	62	5-6-0	159	202
f-Auburn	2-4-0	.333	80	4-6-1	174	243
Kentucky	0-6-0	.000	59	2-8-1	132	188
f-Mississippi State	0-6-0	.000	70	2-9-0	165	166

f-Includes forfeit imposed on Miss. St. by NCAA & SEC

1976

School	Conference			Overall		
	W-L-T	Pct.	Pts.	W-L-T	Pts.	Opp.
*Georgia	5-1-0	.833	183	10-1-0	324	118
f-Kentucky	5-1-0	.833	84	8-3-0	188	151
Alabama	5-2-0	.714	169	8-3-0	291	134
Florida	4-2-0	.667	142	8-3-0	314	255
f-Ole Miss	4-3-0	.571	68	6-5-0	153	180
f-LSU	3-3-0	.500	138	7-3-1	255	149
f-Auburn	3-3-0	.500	93	4-7-0	194	267
Tennessee	2-4-0	.333	104	6-5-0	237	162
Vanderbilt	0-6-0	.000	47	2-9-0	131	282
f-Mississippi State	0-6-0	.000	138	0-11-0	269	178

f-Includes forfeit imposed on Miss. St. by NCAA & SEC

1977

School	Conference			Overall		
	W-L-T	Pct.	Pts.	W-L-T	Pts.	Opp.
Alabama	7-0-0	1.000	209	10-1-0	345	133
Kentucky	6-0-0	1.000	152	10-1-0	252	111
f-Auburn	5-1-0	.833	131	6-5-0	204	243
LSU	4-2-0	.667	135	8-3-0	375	196
Florida	3-3-0	.500	108	6-4-1	251	235
f-Ole Miss	3-4-0	.429	145	6-5-0	208	196
Georgia	2-4-0	.333	79	5-6-0	157	191
Tennessee	1-5-0	.167	112	4-7-0	229	229
Vanderbilt	0-6-0	.000	67	2-9-0	141	276
f-Mississippi State	0-6-0	.000	105	0-11-0	193	227

f-Includes forfeit imposed on Mississippi State by NCAA & SEC
Kentucky was ineligible for the SEC title.

1978

School	Conference			Overall		
	W-L-T	Pct.	Pts.	W-L-T	Pts.	Opp.
Alabama	6-0-0	1.000	204	10-1-0	331	161
Georgia	5-0-1	.917	160	9-1-1	268	162
Auburn	3-2-1	.583	129	6-4-1	238	191
LSU	3-3-0	.500	126	8-3-0	264	173
Tennessee	3-3-0	.500	159	5-5-1	251	209
Florida	3-3-0	.500	38	4-7-0	249	223
Kentucky	2-4-0	.333	123	4-6-1	193	189
Ole Miss	2-4-0	.333	107	5-6-0	181	240
Mississippi State	2-4-0	.333	71	6-5-0	232	205
Vanderbilt	0-6-0	.000	72	2-9-0	164	418

1979

School	Conference			Overall		
	W-L-T	Pct.	Pts.	W-L-T	Pts.	Opp.
Alabama	6-0-0	1.000	185	11-0-0	359	58
Georgia	5-1-0	.833	142	6-5-0	206	189
Auburn	4-2-0	.667	153	8-3-0	330	238
LSU	4-2-0	.667	106	6-5-0	241	141
Tennessee	3-3-0	.500	132	7-4-0	289	208
Kentucky	3-3-0	.500	116	5-6-0	180	143
Ole Miss	3-3-0	.500	169	4-7-0	251	298
Mississippi State	2-4-0	.333	74	3-8-0	162	179
Vanderbilt	0-6-0	.000	96	1-10-0	179	418
Florida	0-6-0	.000	39	0-10-1	106	265

1980

School	Conference			Overall		
	W-L-T	Pct.	Pts.	W-L-T	Pts.	Opp.
Georgia	6-0-0	1.000	169	11-0-0	316	127
Mississippi State	5-1-0	.833	143	9-2-0	284	216
^Alabama	5-1-0	.833	178	9-2-0	322	96
LSU	4-2-0	.667	138	7-4-0	213	193
Florida	4-2-0	.667	102	7-4-0	221	166
Tennessee	3-3-0	.500	162	5-6-0	256	189
^Ole Miss	2-4-0	.333	101	3-8-0	263	266
Kentucky	1-5-0	.167	70	3-8-0	167	280
Auburn	0-6-0	.000	87	5-6-0	235	238
Vanderbilt	0-6-0	.000	51	2-9-0	140	352

^ Alabama-Ole Miss game does not count in standings.

1981

School	Conference			Overall		
	W-L-T	Pct.	Pts.	W-L-T	Pts.	Opp.
*Georgia	6-0-0	1.000	205	10-1-0	352	98
^*Alabama	6-0-0	1.000	150	9-1-1	284	137
Mississippi State	4-2-0	.667	122	7-4-0	278	137
Florida	3-3-0	.500	145	7-4-0	278	140
Tennessee	3-3-0	.500	105	7-4-0	216	244
Auburn	2-4-0	.333	87	5-6-0	186	166
Kentucky	2-4-0	.333	70	3-8-0	186	244
^Ole Miss	1-4-1	.250	101	4-6-1	167	284
LSU	1-4-1	.250	84	3-7-1	167	281
Vanderbilt	1-5-0	.167	108	4-7-0	211	281

^ Alabama-Ole Miss game does not count in standings.

RECORDS AND RESULTS

1982

School	Conference			Overall			
	W-L-T	Pct.	Pts.	Opp.	W-L-T	Pts.	Opp.
Georgia	6-0-0	1.000	179	73	11-0-0	315	133
LSU	4-1-1	.750	171	92	8-2-1	365	170
Auburn	4-2-0	.667	131	94	8-3-0	241	171
Vanderbilt	4-2-0	.667	135	121	8-3-0	265	206
Tennessee	3-2-1	.583	152	128	6-4-1	259	211
Florida	3-3-0	.500	127	146	8-3-0	272	200
Alabama	3-3-0	.500	146	125	7-4-0	317	201
Mississippi State	2-4-0	.333	122	145	5-6-0	352	244
Ole Miss	0-6-0	.000	69	196	4-7-0	208	262
Kentucky	0-6-0	.000	57	169	0-10-1	96	287

1983

School	Conference			Overall			
	W-L-T	Pct.	Pts.	Opp.	W-L-T	Pts.	Opp.
Auburn	6-0-0	1.000	178	96	10-1-0	302	179
Georgia	5-1-0	.833	140	74	9-1-1	264	149
Florida	4-2-0	.667	149	84	8-2-1	290	150
Tennessee	4-2-0	.667	129	114	8-3-0	252	142
Alabama	4-2-0	.667	205	132	7-4-0	338	222
f-Ole Miss	4-2-0	.667	96	147	7-4-0	176	255
Kentucky	2-4-0	.333	87	151	6-4-1	212	217
Mississippi State	1-5-0	.167	118	168	3-8-0	196	279
LSU	0-6-0	.000	112	176	4-7-0	251	253
Vanderbilt	0-6-0	.000	93	165	2-9-0	183	274

f-Includes forfeits imposed on Tulane by NCAA

1984

School	Conference			Overall			
	W-L-T	Pct.	Pts.	Opp.	W-L-T	Pts.	Opp.
^Florida	5-0-1	.917	167	83	9-1-1	341	170
LSU	4-1-1	.750	153	117	8-2-1	305	198
Auburn	4-2-0	.667	109	97	8-4-0	338	239
Georgia	4-2-0	.667	153	116	7-4-0	246	213
Kentucky	3-3-0	.500	95	141	8-3-0	273	202
Tennessee	3-3-0	.500	150	146	7-3-1	300	248
Vanderbilt	2-4-0	.333	160	193	5-6-0	276	277
Alabama	2-4-0	.333	117	134	5-6-0	226	208
Ole Miss	1-5-0	.167	115	148	4-6-1	194	203
Mississippi State	1-5-0	.167	85	130	4-7-0	198	230

^ Championship vacated

1985

School	Conference			Overall			
	W-L-T	Pct.	Pts.	Opp.	W-L-T	Pts.	Opp.
Tennessee	5-1-0	.833	170	65	8-1-2	290	133
LSU	4-1-1	.750	104	56	9-1-1	220	113
Alabama	4-1-1	.750	157	117	8-2-1	294	178
Georgia	3-2-1	.583	138	87	7-3-1	284	158
Auburn	3-3-0	.500	139	96	8-3-0	328	172
Ole Miss	2-4-0	.333	115	172	4-6-1	210	276
Vanderbilt	1-4-1	.250	78	191	3-7-1	166	308
Kentucky	1-5-0	.167	76	143	5-6-0	194	211
Mississippi State	0-6-0	.000	120	196	5-6-0	257	288
#Florida	5-1-0	.833	105	79	9-1-1	286	162

#Not eligible for championship

1986

School	Conference			Overall				
	W-L-T	Pct.	Pts.	Opp.	W-L-T	Pts.	Opp.	
LSU	5-1-0	.833	156	78	9-2-0	.818	291	155
Auburn	4-2-0	.667	154	78	9-2-0	.818	379	115
Alabama	4-2-0	.667	184	83	9-3-0	.750	323	157
Georgia	4-2-0	.667	136	105	8-3-0	.727	285	206
Ole Miss	4-2-0	.667	126	83	7-3-1	.683	220	150
Tennessee	3-3-0	.500	144	156	6-5-0	.556	272	235
Florida	2-4-0	.333	86	111	6-5-0	.556	223	173
Mississippi State	2-4-0	.333	55	177	6-5-0	.556	195	275
Kentucky	2-4-0	.333	91	141	5-5-1	.500	228	207
Vanderbilt	0-6-0	.000	89	208	1-10-0	.091	193	347

1987

School	Conference			Overall				
	W-L-T	Pct.	Pts.	Opp.	W-L-T	Pct.	Pts.	Opp.
Auburn	5-0-1	.917	172	59	9-1-1	.864	298	116
LSU	5-1-0	.833	159	91	9-1-1	.864	335	171
Tennessee	4-1-1	.750	197	142	9-2-1	.792	395	224
Georgia	4-2-0	.667	157	115	8-3-0	.727	291	187
Alabama	4-2-0	.667	128	106	7-4-0	.636	244	185
Florida	3-3-0	.500	114	96	6-5-0	.545	283	158
Kentucky	1-5-0	.167	123	146	5-6-0	.455	258	185
Vanderbilt	1-5-0	.167	150	239	4-7-0	.364	286	355
Mississippi State	1-5-0	.167	82	189	4-7-0	.364	169	259
Ole Miss	1-5-0	.167	108	207	3-8-0	.273	223	309

1988

School	Conference			Overall				
	W-L-T	Pct.	Pts.	Opp.	W-L-T	Pct.	Pts.	Opp.
Auburn	6-1-0	.858	148	43	10-1-0	.909	331	79
LSU	6-1-0	.857	132	87	8-3-0	.727	239	181
Georgia	5-2-0	.714	193	125	8-3-0	.727	324	185
Alabama	4-3-0	.571	196	147	8-3-0	.727	288	160
Florida	4-3-0	.571	99	106	6-5-0	.545	254	175
Ole Miss	3-4-0	.429	150	160	5-6-0	.455	221	223
Tennessee	3-4-0	.429	114	171	5-6-0	.455	212	286
Kentucky	2-5-0	.286	122	141	5-6-0	.455	217	208
Vanderbilt	2-5-0	.286	128	178	3-8-0	.273	202	277
Mississippi State	0-7-0	.000	98	222	1-10-0	.090	172	332

1989

School	Conference			Overall				
	W-L-T	Pct.	Pts.	Opp.	W-L-T	Pct.	Pts.	Opp.
Alabama	6-1-0	.857	219	130	10-1-0	.909	332	184
Tennessee	6-1-0	.857	194	155	10-1-0	.909	315	190
Auburn	6-1-0	.857	122	69	9-2-0	.818	253	117
Florida	4-3-0	.571	145	103	7-4-0	.636	261	168
Ole Miss	4-3-0	.571	164	189	7-4-0	.636	267	285
Georgia	4-3-0	.571	139	109	6-5-0	.545	233	179
Kentucky	2-5-0	.286	118	174	6-5-0	.545	212	220
LSU	2-5-0	.286	174	180	4-7-0	.364	295	252
Mississippi State	1-6-0	.143	89	153	5-6-0	.455	205	207
Vanderbilt	0-7-0	.000	85	187	1-10-0	.091	162	265

1990

School	Conference			Overall				
	W-L-T	Pct.	Pts.	Opp.	W-L-T	Pct.	Pts.	Opp.
Tennessee	5-1-1	.786	230	106	8-2-2	.750	442	198
Ole Miss	5-2-0	.714	140	119	9-2-0	.818	257	191
Alabama	5-2-0	.714	159	78	7-4-0	.636	253	127
Auburn	4-2-1	.643	170	132	7-3-1	.682	256	194
Kentucky	3-4-0	.429	163	214	4-7-0	.364	228	316
LSU	2-5-0	.286	112	168	5-6-0	.455	183	238
Georgia	2-5-0	.286	122	187	4-7-0	.364	185	293
Mississippi State	1-6-0	.143	102	173	5-6-0	.455	207	236
Vanderbilt	1-6-0	.143	140	266	1-10-0	.091	227	457
#Florida	6-1-0	.857	221	116	9-2-0	.818	387	171

Not eligible for championship

1991

School	Conference			Overall				
	W-L-T	Pct.	Pts.	Opp.	W-L-T	Pct.	Pts.	Opp.
Florida	7-0	1.000	226	74	10-1	.909	361	152
Alabama	6-1	.857	128	101	10-1	.909	294	118
Tennessee	5-2	.714	190	136	9-2	.818	335	221
Georgia	4-3	.571	192	163	8-3	.727	312	204
Mississippi State	4-3	.571	145	119	7-4	.636	276	156
LSU	3-4	.429	116	157	5-6	.455	248	263
Vanderbilt	3-4	.429	127	192	5-6	.455	205	267
Auburn	2-5	.286	128	170	5-6	.455	233	214
Ole Miss	1-6	.143	148	189	5-6	.455	242	223
Kentucky	0-7	.000	113	212	3-8	.273	190	268



RECORDS AND RESULTS

1992

EASTERN DIVISION School.....	Conference				Overall			
	W-L-T	Pct.	Pts.	Opp.	W-L-T	Pct.	Pts.	Opp.
Florida.....	6-2	.750	188	164	8-4	.667	288	274
Georgia.....	6-2	.750	231	117	9-2	.818	352	141
Tennessee.....	5-3	.625	205	149	8-3	.727	309	173
South Carolina.....	3-5	.375	104	194	5-6	.455	160	240
Kentucky.....	2-6	.250	136	224	4-7	.364	207	280
Vanderbilt.....	2-6	.250	149	193	4-7	.364	224	277
WESTERN DIVISION								
Alabama.....	8-0	1.000	237	78	12-0	1.000	332	109
Ole Miss.....	5-3	.625	165	147	8-3	.727	230	174
Mississippi State.....	4-4	.500	131	144	7-4	.636	235	176
Arkansas.....	3-4-1	.438	144	153	3-7-1	.318	172	209
Auburn.....	2-5-1	.313	132	173	5-5-1	.500	228	205
LSU.....	1-7	.125	115	201	2-9	.182	175	261

SEC Championship Game: Alabama 28, Florida 21

1993

EASTERN DIVISION School.....	Conference				Overall			
	W-L-T	Pct.	Pts.	Opp.	W-L-T	Pct.	Pts.	Opp.
Florida.....	7-1	.875	318	171	10-2	.833	472	237
Tennessee.....	7-1	.875	324	115	10-1	.909	471	144
Kentucky.....	4-4	.500	158	168	6-5	.545	207	195
Georgia.....	2-6	.250	179	218	5-6	.455	328	289
South Carolina.....	3-5	.375	114	192	5-6	.455	188	214
Vanderbilt.....	2-6	.250	52	264	5-6	.455	137	290
WESTERN DIVISION								
Arkansas.....	4-3-1	.438	131	185	6-4-1	.591	165	208
LSU.....	3-5	.375	128	257	5-6	.455	190	308
Ole Miss.....	4-4	.500	155	116	6-5	.545	242	142
Mississippi State.....	3-4-1	.438	155	175	4-5-2	.452	241	245
Auburn.....	8-0	1.000	228	147	11-0	1.000	353	192
Alabama.....	0-8-0	.000	176	110	0-12	.000	316	158

Includes forfeits imposed on Alabama by NCAA
SEC Championship Game: Florida 28, Alabama 13

1994

EASTERN DIVISION School.....	Conference				Overall			
	W-L-T	Pct.	Pts.	Opp.	W-L-T	Pct.	Pts.	Opp.
Florida.....	7-1	.875	341	136	10-1-1	.636	521	205
Tennessee.....	5-3	.625	261	138	7-4	.875	318	185
South Carolina.....	4-4	.500	170	186	6-5	.545	276	255
Georgia.....	3-4-1	.438	211	249	6-4-1	.591	351	283
Vanderbilt.....	2-6	.333	117	223	5-6	.455	203	277
Kentucky.....	0-8	.000	86	311	1-10	.090	149	405
WESTERN DIVISION								
Alabama.....	8-0	1.000	176	120	11-1	.917	281	173
Mississippi State.....	5-3	.625	217	203	8-3	.727	349	234
LSU.....	3-5	.375	188	208	4-7	.364	268	271
Arkansas.....	2-6	.250	136	151	4-7	.364	215	208
Ole Miss.....	2-6	.250	133	185	4-7	.364	246	205
Auburn.....	6-1-1	.813	239	166	9-1-1	.864	359	199

SEC Championship Game: Florida 24, Alabama 23

1995

EASTERN DIVISION School.....	Conference				Overall			
	W-L-T	Pct.	Pts.	Opp.	W-L-T	Pct.	Pts.	Opp.
Florida.....	8-0	1.000	396	136	12-0	1.000	534	201
Tennessee.....	7-1	.875	311	207	10-1	.727	411	214
Georgia.....	3-5	.375	154	200	6-5	.545	233	247
South Carolina.....	2-5-1	.313	239	314	4-6-1	.409	401	387
Kentucky.....	2-6	.250	163	186	4-7	.364	223	269
Vanderbilt.....	1-7	.125	90	218	2-9	.182	122	281
WESTERN DIVISION								
Arkansas.....	6-2	.750	209	213	8-4	.667	274	263
Auburn.....	5-3	.625	276	203	8-3	.727	424	240
LSU.....	4-3-1	.563	143	113	6-4-1	.591	279	160
Mississippi State.....	1-7	.125	171	284	3-8	.273	261	357
Alabama.....	5-3	.625	171	138	8-3	.727	260	188
Ole Miss.....	3-5	.375	99	178	6-5	.545	209	208

SEC Championship Game: Florida 34, Arkansas 3

1996

EASTERN DIVISION School.....	Conference				Overall			
	W-L-T	Pct.	Pts.	Opp.	W-L-T	Pct.	Pts.	Opp.
Florida.....	8-0	1.000	376	112	11-1	.917	559	201
Tennessee.....	7-1	.875	275	113	9-2	.818	389	157
South Carolina.....	4-4	.500	171	170	6-5	.545	245	238
Georgia.....	3-5	.375	189	224	5-6	.455	230	257
Kentucky.....	3-5	.375	118	260	4-7	.364	138	322
Vanderbilt.....	0-8	.000	65	198	2-9	.182	122	234
WESTERN DIVISION								
Alabama.....	6-2	.750	204	100	9-3	.750	299	181
LSU.....	6-2	.750	192	145	9-2	.818	325	203
Auburn.....	4-4	.500	247	224	7-4	.636	366	248
Mississippi State.....	3-5	.375	136	181	5-6	.455	249	229
Arkansas.....	2-6	.250	88	202	4-7	.364	174	267
#Ole Miss.....	2-6	.250	96	228	5-6	.455	203	270

SEC Championship Game: Florida 45, Alabama 30

1997

EASTERN DIVISION School.....	Conference				Overall			
	W-L-T	Pct.	Pts.	Opp.	W-L-T	Pct.	Pts.	Opp.
Tennessee.....	7-1	.875	255	154	11-1	.917	411	244
Georgia.....	6-2	.750	240	155	9-2	.818	347	189
Florida.....	6-2	.750	274	158	9-2	.818	419	199
South Carolina.....	3-5	.375	178	201	5-6	.455	258	279
Kentucky.....	2-6	.250	212	317	5-6	.455	348	362
Vanderbilt.....	0-8	.000	52	169	3-8	.273	138	204
WESTERN DIVISION								
Auburn.....	6-2	.750	172	159	9-3	.750	319	233
LSU.....	6-2	.750	229	152	8-3	.727	346	179
Ole Miss.....	4-4	.500	145	147	7-4	.636	233	209
Mississippi State.....	4-4	.500	154	167	7-4	.636	226	215
Arkansas.....	2-6	.250	127	224	4-7	.364	181	284
Alabama.....	2-6	.250	157	192	4-7	.364	246	248

SEC Championship Game: Tennessee 30, Auburn 29

1998

EASTERN DIVISION School.....	Conference				Overall			
	W-L-T	Pct.	Pts.	Opp.	W-L-T	Pct.	Pts.	Opp.
Tennessee.....	8-0	1.000	271	106	12-0	1.000	408	173
Florida.....	7-1	.875	246	112	9-2	.833	349	155
Georgia.....	6-2	.750	166	156	8-3	.727	257	189
Kentucky.....	4-4	.500	266	281	6-5	.545	417	349
Vanderbilt.....	1-7	.125	66	290	2-9	.182	142	369
South Carolina.....	0-8	.000	129	258	1-10	.091	207	330
WESTERN DIVISION								
Mississippi State.....	6-2	.750	235	140	8-4	.667	349	218
Arkansas.....	6-2	.750	254	139	9-2	.818	359	182
Alabama.....	4-4	.500	153	176	7-4	.636	244	252
Ole Miss.....	3-5	.375	137	188	6-5	.545	245	256
LSU.....	2-6	.250	206	214	4-7	.364	337	279
Auburn.....	1-7	.125	124	193	3-8	.273	166	235

SEC Championship Game: Tennessee 24, Mississippi State 14

1999

EASTERN DIVISION School.....	Conference				Overall			
	W-L-T	Pct.	Pts.	Opp.	W-L-T	Pct.	Pts.	Opp.
Florida.....	7-1	.875	226	118	9-3	.750	369	235
Tennessee.....	6-2	.750	251	116	9-2	.818	348	163
Georgia.....	5-3	.625	198	204	7-4	.636	311	282
Kentucky.....	4-4	.500	198	218	6-5	.545	315	323
Vanderbilt.....	2-6	.250	129	211	5-6	.455	252	256
South Carolina.....	0-8	.000	63	216	0-11	.000	87	278
WESTERN DIVISION								
Alabama.....	7-1	.875	210	170	10-2	.833	344	230
Mississippi State.....	6-2	.750	156	121	9-2	.818	238	149
Ole Miss.....	4-4	.500	235	176	7-4	.636	296	203
Arkansas.....	4-4	.500	198	196	7-4	.636	326	208
Auburn.....	2-6	.250	153	188	5-6	.455	233	236
LSU.....	1-7	.125	135	218	3-8	.273	223	259

SEC Championship Game: Alabama 34, Florida 7

RECORDS AND RESULTS

2000

EASTERN DIVISION	Conference				Overall			
	W-L-T	Pct.	Pts.	Opp.	W-L-T	Pct.	Pts.	Opp.
School.....								
Florida.....	7-1	.875	318	181	10-2	.833	448	236
Georgia.....	5-3	.625	213	164	7-4	.636	294	198
South Carolina.....	5-3	.625	173	152	7-4	.636	259	174
Tennessee.....	5-3	.625	251	176	8-3	.727	359	212
Vanderbilt.....	1-7	.125	120	223	3-8	.273	193	273
Kentucky.....	0-8	.000	152	300	2-9	.182	254	383
WESTERN DIVISION								
Auburn.....	6-2	.750	178	144	9-3	.750	288	235
LSU.....	5-3	.625	196	195	7-4	.636	292	221
Ole Miss.....	4-4	.500	187	210	7-4	.636	314	280
Mississippi State.....	4-4	.500	225	199	7-4	.636	347	265
Arkansas.....	3-5	.375	136	221	6-5	.545	264	258
Alabama.....	3-5	.375	166	150	3-8	.273	228	246

SEC Championship Game: Florida 28, Auburn 6

2001

EASTERN DIVISION	Conference				Overall			
	W-L-T	Pct.	Pts.	Opp.	W-L-T	Pct.	Pts.	Opp.
School.....								
Tennessee.....	7-1	.875	225	148	10-2	.833	355	234
Florida.....	6-2	.750	341	122	9-2	.818	482	155
South Carolina.....	5-3	.625	189	160	8-3	.727	279	202
Georgia.....	5-3	.625	204	167	8-3	.727	315	208
Kentucky.....	1-7	.125	206	285	2-9	.182	259	367
Vanderbilt.....	0-8	.000	128	315	2-9	.182	226	402
WESTERN DIVISION								
LSU.....	5-3	.625	231	203	9-3	.750	371	268
Auburn.....	5-3	.625	152	193	7-4	.636	244	265
Alabama.....	4-4	.500	203	177	6-5	.545	304	219
Arkansas.....	4-4	.500	208	220	7-4	.636	291	269
Ole Miss.....	4-4	.500	262	262	7-4	.636	391	310
Mississippi State.....	2-6	.250	119	216	3-8	.273	196	288

SEC Championship Game: LSU 31, Tennessee 20

2002

EASTERN DIVISION	Conference				Overall			
	W-L-T	Pct.	Pts.	Opp.	W-L-T	Pct.	Pts.	Opp.
School.....								
Georgia.....	7-1	.875	226	144	13-1	.929	450	212
Florida.....	6-2	.750	191	160	8-5	.615	336	279
Tennessee.....	5-3	.625	182	147	8-5	.615	296	227
South Carolina.....	3-5	.375	108	156	5-7	.417	225	262
Vanderbilt.....	0-8	.000	121	260	2-10	.167	221	368
Kentucky.....	3-5	.375	215	228	7-5	.583	385	301
WESTERN DIVISION								
Arkansas.....	5-3	.625	223	184	9-5	.643	370	277
Auburn.....	5-3	.625	213	150	9-4	.692	388	231
LSU.....	5-3	.625	179	160	8-5	.615	323	238
Ole Miss.....	3-5	.375	175	230	7-6	.538	351	33
Mississippi State.....	0-8	.000	123	265	3-9	.250	227	339
Alabama.....	6-2	.750	227	99	10-3	.769	377	200

SEC Championship Game: Georgia 30, Arkansas 3

2003

EASTERN DIVISION	Conference				Overall			
	W-L-T	Pct.	Pts.	Opp.	W-L-T	Pct.	Pts.	Opp.
School.....								
Georgia.....	6-2	.750	215	102	11-3	.786	371	203
Tennessee.....	6-2	.750	260	170	10-3	.769	365	239
Florida.....	6-2	.750	178	152	8-5	.615	390	271
South Carolina.....	2-6	.250	164	227	5-7	.417	268	314
Vanderbilt.....	1-7	.125	126	261	2-10	.167	235	358
Kentucky.....	1-7	.125	198	244	4-8	.333	328	321
WESTERN DIVISION								
LSU.....	7-1	.875	228	90	13-1	.929	475	154
Ole Miss.....	7-1	.875	218	150	10-3	.769	442	285
Auburn.....	5-3	.625	190	148	8-5	.615	342	212
Arkansas.....	4-4	.500	247	223	9-4	.692	436	305
Mississippi State.....	1-7	.125	93	329	2-10	.167	225	471
Alabama.....	2-6	.250	216	237	4-9	.308	331	333

SEC Championship Game: LSU 34, Georgia 13.

2004

EASTERN DIVISION	Conference				Overall			
	W-L-T	Pct.	Pts.	Opp.	W-L-T	Pct.	Pts.	Opp.
School.....								
Tennessee.....	7-1	.875	215	199	10-3	.769	378	295
Georgia.....	6-2	.750	231	133	10-2	.833	335	198
Florida.....	4-4	.500	251	187	7-5	.583	382	253
South Carolina.....	4-4	.500	185	190	6-5	.545	243	229
Kentucky.....	1-7	.125	106	253	2-9	.182	173	341
Vanderbilt.....	1-7	.125	133	213	2-9	.182	212	286
WESTERN DIVISION								
School.....								
Auburn.....	8-0	1.000	247	96	13-0	1.000	417	147
LSU.....	6-2	.750	220	131	9-3	.750	344	205
Arkansas.....	3-5	.375	196	215	5-6	.455	328	270
Alabama.....	3-5	.375	152	149	6-5	.545	279	169
Ole Miss.....	3-5	.375	142	200	4-7	.364	215	278
Mississippi State.....	2-6	.250	125	237	3-8	.273	173	280

SEC Championship Game: Auburn 38, Tennessee 28

2005

EASTERN DIVISION	Conference				Overall			
	W-L-T	Pct.	Pts.	Opp.	W-L-T	Pct.	Pts.	Opp.
School.....								
Georgia.....	6-2	.750	209	134	10-3	.769	384	213
South Carolina.....	5-3	.625	175	193	7-5	.583	284	279
Florida.....	5-3	.625	205	178	9-3	.750	343	226
Vanderbilt.....	3-5	.375	223	271	5-6	.455	299	321
Tennessee.....	3-5	.375	147	138	5-6	.455	205	205
Kentucky.....	2-6	.250	160	277	3-8	.273	239	375
WESTERN DIVISION								
LSU.....	7-1	.875	214	114	11-2	.846	383	185
Auburn.....	7-1	.875	262	122	9-3	.750	386	186
Alabama.....	6-2	.750	159	87	10-2	.833	263	128
Arkansas.....	2-6	.250	173	169	4-7	.364	283	271
Mississippi State.....	1-7	.125	78	211	3-8	.273	153	259
Ole Miss.....	1-7	.125	97	208	3-8	.273	148	245

SEC Championship Game: Georgia 34, LSU 14

2006

EASTERN DIVISION	Conference				Overall			
	W-L-T	Pct.	Pts.	Opp.	W-L-T	Pct.	Pts.	Opp.
School.....								
Florida.....	7-1	.875	178	126	13-1	.929	416	189
Tennessee.....	5-3	.625	212	172	9-4	.692	362	254
Kentucky.....	4-4	.500	163	207	8-5	.615	347	369
Georgia.....	4-4	.500	185	168	9-4	.692	327	229
South Carolina.....	3-5	.375	147	146	8-5	.615	346	243
Vanderbilt.....	1-7	.125	131	206	4-8	.333	264	284
WESTERN DIVISION								
Arkansas.....	7-1	.875	221	134	10-4	.714	404	256
Auburn.....	6-2	.750	162	133	11-2	.846	322	181
LSU.....	6-2	.750	220	131	11-2	.846	438	164
Alabama.....	2-6	.250	133	175	6-7	.462	298	250
Ole Miss.....	2-6	.250	123	182	4-8	.333	188	275
Mississippi State.....	1-7	.125	127	222	3-9	.250	221	309

SEC Championship Game: Florida 38, Arkansas 28

2007

EASTERN DIVISION	Conference				Overall			
	W-L-T	Pct.	Pts.	Opp.	W-L-T	Pct.	Pts.	Opp.
School.....								
Tennessee.....	6-2	.750	243	246	10-4	.714	455	382
Georgia.....	6-2	.750	228	171	11-2	.846	424	262
Florida.....	5-3	.625	305	224	9-4	.692	552	331
South Carolina.....	3-5	.375	205	227	6-6	.500	313	282
Kentucky.....	3-5	.375	249	276	8-5	.615	475	385
Vanderbilt.....	2-6	.250	198	203	5-7	.417	260	271
WESTERN DIVISION								
LSU.....	6-2	.750	298	215	12-2	.857	541	279
Auburn.....	5-3	.625	156	138	9-4	.692	315	220
Arkansas.....	4-4	.500	274	249	8-5	.615	485	345
Mississippi State.....	4-4	.500	157	215	8-5	.615	279	301
Alabama.....	4-4	.500	212	190	7-6	.538	352	286
Ole Miss.....	0-8	.000	131	252	3-9	.250	241	342

SEC Championship Game: LSU 21, Tennessee 14



RECORDS AND RESULTS

2008

EASTERN DIVISION School	Conference				Overall			
	W-L-T	Pct.	Pts.	Opp.	W-L-T	Pct.	Pts.	Opp.
Florida	7-1	.875	359	100	13-1	.929	611	181
Georgia	6-2	.750	215	214	10-3	.769	409	319
Vanderbilt	4-4	.500	144	174	7-6	.538	249	255
South Carolina	4-4	.500	163	186	7-6	.538	270	274
Tennessee	3-5	.375	129	149	5-7	.417	208	201
Kentucky	2-6	.250	143	238	7-6	.538	294	279
WESTERN DIVISION								
Alabama	8-0	1.000	255	115	12-2	.857	422	200
Ole Miss	5-3	.625	208	149	9-4	.692	417	247
LSU	3-5	.375	207	254	8-5	.615	402	314
Arkansas	2-6	.250	167	248	5-7	.417	263	374
Auburn	2-6	.250	93	149	5-7	.417	208	216
Mississippi State	2-6	.250	97	204	4-8	.333	183	296

SEC Championship Game: Florida 31, Alabama 20

2009

EASTERN DIVISION School	Conference				Overall			
	W-L-T	Pct.	Pts.	Opp.	W-L-T	Pct.	Pts.	Opp.
Florida	8-0	1.000	221	96	13-1	.929	502	174
Tennessee	4-4	.500	199	175	7-6	.538	381	289
Georgia	4-4	.500	234	252	8-5	.615	376	337
South Carolina	3-5	.375	144	195	7-6	.538	268	265
Kentucky	3-5	.375	180	222	7-6	.538	339	295
Vanderbilt	0-8	.000	71	191	2-10	.167	196	280
WESTERN DIVISION								
Alabama	8-0	1.000	208	85	14-0	1.000	449	164
LSU	5-3	.625	178	150	9-4	.692	323	211
Ole Miss	4-4	.500	180	176	9-4	.692	384	230
Arkansas	3-5	.375	234	233	8-5	.615	468	326
Auburn	3-5	.375	200	219	8-5	.615	433	358
Mississippi State	3-5	.375	180	235	5-7	.417	307	321

SEC Championship Game: Alabama 32, Florida 13

2010

EASTERN DIVISION School	SEC	Conference			Overall	Overall		
		Pct.	PF	PA		Pct.	PF	PA
South Carolina	5-3	.625	222	179	9-5	.643	433	324
Florida	4-4	.500	224	186	8-5	.615	388	277
Georgia	3-5	.375	232	200	6-7	.462	417	287
Tennessee	3-5	.375	179	205	6-7	.462	351	326
Kentucky	2-6	.250	214	267	6-7	.462	406	369
Vanderbilt	1-7	.125	96	271	2-10	.167	203	374
WESTERN DIVISION								
Auburn	8-0	1.000	306	224	14-0	1.000	577	337
Arkansas	6-2	.750	291	225	10-3	.769	474	304
LSU	6-2	.850	212	165	11-2	.846	386	237
Alabama	5-3	.625	218	143	10-3	.769	464	176
Mississippi State	4-4	.500	151	173	9-4	.692	377	258
Ole Miss	1-7	.125	194	301	4-8	.333	367	422

SEC Championship Game: Auburn 56, South Carolina 17

2011

EASTERN DIVISION School	SEC	Conference			Overall	Overall		
		Pct.	PF	PA		Pct.	PF	PA
Georgia	7-1	.875	234	145	10-4	.714	448	288
South Carolina	6-2	.750	206	135	11-2	.846	391	239
Florida	3-5	.375	166	191	7-6	.538	331	264
Vanderbilt	2-6	.250	169	187	6-7	.462	347	281
Kentucky	2-6	.250	94	242	5-7	.417	190	296
Tennessee	1-7	.125	92	222	5-7	.417	244	271
WESTERN DIVISION								
LSU	8-0	1.000	280	67	13-1	.929	500	158
Alabama	7-1	.875	271	67	12-1	.923	453	106
Arkansas	6-2	.750	266	197	11-2	.846	478	289
Auburn	4-4	.500	160	246	8-5	.615	334	376
Mississippi State	2-6	.250	145	185	7-6	.538	329	256
Ole Miss	0-8	.000	93	292	2-10	.167	193	385

SEC Championship Game: LSU 42, Georgia 10

2012

EASTERN DIVISION School	SEC	Conference			Overall	Overall		
		Pct.	PF	PA		Pct.	PF	PA
Florida	7-1	.875	268	145	12-2	.857	529	275
Georgia	7-1	.875	207	95	11-2	.846	344	188
South Carolina	6-2	.750	229	169	11-2	.846	410	237
Vanderbilt	5-3	.625	177	168	9-4	.692	390	243
Missouri	2-6	.250	175	264	5-7	.417	309	341
Tennessee	1-7	.125	246	320	5-7	.417	434	428
Kentucky	0-8	.000	89	291	2-10	.167	215	372
WESTERN DIVISION								
Alabama	7-1	.875	303	90	13-1	.929	542	153
LSU	6-2	.750	180	150	10-3	.769	387	228
Texas A&M	6-2	.750	313	168	11-2	.846	578	283
Mississippi State	4-4	.500	202	223	8-5	.615	383	303
Ole Miss	3-5	.375	224	239	7-6	.538	409	359
Arkansas	2-6	.250	157	257	4-8	.333	282	365
Auburn	0-8	.000	81	272	3-9	.250	224	340

SEC Championship Game: Alabama 32, Georgia 28

2013

EASTERN DIVISION School	SEC	Conference			Overall	Overall		
		Pct.	PF	PA		Pct.	PF	PA
Missouri	7-1	.875	283	149	12-2	.857	548	323
South Carolina	6-2	.750	253	178	11-2	.846	443	264
Georgia	5-3	.625	292	254	8-5	.615	477	377
Vanderbilt	4-4	.500	213	241	9-4	.692	391	320
Florida	3-5	.375	159	163	4-8	.333	226	253
Tennessee	2-6	.250	144	245	5-7	.417	286	348
Kentucky	0-8	.000	118	291	2-10	.167	246	374
WESTERN DIVISION								
Auburn	7-1	.875	287	224	12-2	.857	553	346
Alabama	7-1	.875	305	117	11-2	.846	496	181
LSU	5-3	.625	258	199	10-3	.769	465	286
Texas A&M	4-4	.500	307	292	9-4	.692	575	419
Mississippi State	3-5	.375	179	237	7-6	.538	360	299
Ole Miss	3-5	.375	180	220	8-5	.615	390	308
Arkansas	0-8	.000	135	303	3-9	.250	248	369

SEC Championship Game: Auburn 59, Missouri 42

2014

EASTERN DIVISION School	SEC	Conference			Overall	Overall		
		Pct.	PF	PA		Pct.	PF	PA
Missouri	7-1	.875	191	153	11-3	.786	389	295
Georgia	6-2	.750	310	195	10-3	.769	537	269
Florida	4-4	.500	199	206	7-5	.583	363	253
Tennessee	3-5	.375	204	217	7-6	.538	376	315
South Carolina	3-5	.375	272	294	7-6	.538	424	395
Kentucky	2-6	.250	183	300	5-7	.417	350	375
Vanderbilt	0-8	.000	102	283	3-9	.250	206	399
WESTERN DIVISION								
Alabama	7-1	.875	266	154	12-2	.857	517	258
Mississippi State	6-2	.750	270	180	10-3	.769	480	282
Ole Miss	5-3	.625	202	135	9-4	.692	368	208
Auburn	4-4	.500	275	262	8-5	.615	461	347
LSU	4-4	.500	153	166	8-5	.615	359	228
Texas A&M	3-5	.375	223	293	8-5	.615	458	365
Arkansas	2-6	.250	165	177	7-6	.538	415	250

SEC Championship Game: Alabama 42, Missouri 13

2015

EASTERN DIVISION School	SEC	Conference			Overall	Overall		
		Pct.	PF	PA		Pct.	PF	PA
Florida	7-1	.875	189	108	10-4	.714	325	256
Tennessee	5-3	.625	250	183	9-4	.692	457	260
Georgia	5-3	.625	183	159	10-3	.769	314	223
Vanderbilt	2-6	.250	106	184	4-8	.333	182	252
Kentucky	2-6	.250	140	221	5-7	.417	296	329
Missouri	1-7	.125	73	149	5-7	.417	163	194
South Carolina	1-7	.125	161	243	3-9	.250	263	330
WESTERN DIVISION								
Alabama	7-1	.875	252	139	14-1	.933	526	227
Ole Miss	6-2	.750	258	210	10-3	.769	531	294
Arkansas	5-3	.625	275	241	8-5	.615	467	356
LSU	5-3	.625	212	198	9-3	.750	394	291
Texas A&M	4-4	.500	161	175	8-5	.615	361	286
Mississippi State	4-4	.500	210	208	9-4	.692	447	302
Auburn	2-6	.250	177	229	7-6	.538	357	338

SEC Championship Game: Alabama 29, Florida 15

2016

EASTERN DIVISION School	SEC	Conference			Overall	Overall		
		Pct.	PF	PA		Pct.	PF	PA
Florida	6-2	.750	196	123	9-4	.692	311	218
Tennessee	4-4	.500	287	295	9-4	.692	473	375
Georgia	4-4	.500	167	192	8-5	.615	319	312
Kentucky	4-4	.500	185	237	7-6	.538	390	407
South Carolina	3-5	.375	126	168	6-7	.462	270	344
Vanderbilt	3-5	.375	162	162	6-7	.462	299	312
Missouri	2-6	.250	181	280	4-8	.333	377	378
WESTERN DIVISION								
Alabama	8-0	1.000	304	118	14-1	.933	582	195
Auburn	5-3	.625	210	147	8-5	.615	406	222
LSU	5-3	.625	218	141	8-4	.667	340	189
Texas A&M	4-4	.500	252	242	8-5	.615	453	319
Arkansas	3-5	.375	214	298	7-6	.538	394	404
Mississippi State	3-5	.375	234	272	6-7	.462	395	413
Ole Miss	2-6	.250	234	295	5-7	.417	391	408

SEC Championship Game: Alabama 54, Florida 16

RECORDS AND RESULTS

NATIONAL STATISTICAL CHAMPIONS

TEAM CHAMPIONS

SCORING DEFENSE	
1939	Tennessee (0.0 ppg)
1940	Tennessee (2.6 ppg)
1949	Kentucky (4.8 ppg)
1955	Georgia Tech (4.6 ppg)
1956	Georgia Tech (3.3 ppg)
1957	Auburn (2.8 ppg)
1959	Ole Miss (2.1 ppg)
1960	LSU (5.0 ppg)
1961	Alabama (2.2 ppg)
1962	LSU (3.4 ppg)
1963	Ole Miss (3.7 ppg)
1966	Alabama (3.7 ppg)
1968	Georgia (9.8 ppg)
1975	Alabama (6.0 ppg)
1979	Alabama (5.3 ppg)
1988	Auburn (7.2 ppg)
2003	LSU (11.0 ppg)
2004	Auburn (11.3 ppg)
2005	Alabama (10.7 ppg)
2011	Alabama (8.15 ppg)
2012	Alabama (10.93 ppg)
2014	Ole Miss (16.0 ppg)
2016	Alabama (13.0 ypg)

RUSHING DEFENSE	
1945	Alabama (33.9 ypg)
1957	Auburn (67.4 ypg)
1958	Auburn (79.6 ypg)
1963	Ole Miss (77.3 ypg)
1969	LSU (38.9 ypg)
1970	LSU (52.2 ypg)
1988	Auburn (63.2 ypg)
1992	Alabama (55.0 ypg)
1999	Mississippi State (66.9 ypg)
2011	Alabama (72.15 ypg)

2012	Alabama (76.36 ypg)
2015	Alabama (75.7 ypg)
2016	Alabama (63.9 ypg)

TOTAL DEFENSE	
1938	Alabama (77.9 ypg)
1945	Alabama (109.9 ypg)
1948	Georgia Tech (151.3 ypg)
1949	Kentucky (153.8 ypg)
1952	Tennessee (166.7 ypg)
1954	Ole Miss (172.3 ypg)
1957	Auburn (133.0 ypg)
1958	Auburn (157.5 ypg)
1961	Alabama (132.6 ypg)
1962	Ole Miss (142.2 ypg)
1964	Auburn (164.7 ypg)
1988	Auburn (218.1 ypg)
1992	Alabama (194.2 ypg)
1993	Ole Miss (234.6 ypg)
1999	Mississippi State (222.5 ypg)
2003	LSU (252.0 ypg)
2011	Alabama (183.62 ypg)
2012	Alabama (250.00 ypg)

PASSING DEFENSE	
1950	Tennessee (67.5 ypg)
1953	Alabama (45.6 ypg)
1954	Florida (42.0 ypg)
1957	Georgia Tech (33.4 ypg)
1959	Alabama (45.7 ypg)
1972	Vanderbilt (80.3 ypg)
1990	Alabama (82.47 ypg)
2004	Alabama (113.1 ypg)
2011	Alabama (111.46 ypg)
2015	Georgia (156.5 ypg)

SCORING OFFENSE	
1946	Georgia (37.2 ppg)
1996	Florida (46.6 ppg)

TOTAL OFFENSE	
1942	Georgia (429.5 ypg)
1961	Ole Miss (418.7 ypg)

PASSING OFFENSE	
2001	Florida (405.2 ypg)
1994	Georgia (338.3 ypg)
1970	Auburn (288.5 ypg)

RUSHING OFFENSE	
2013	Auburn (328.3 ypg)

PUNT RETURNS	
1991	Alabama (16.8 ypa)
2006	Kentucky (20.4 ypa)
2009	LSU (18.85 ypa)
2015	Texas A&M (19.68 ypa)
2016	Texas A&M (25.36 ypa)

KICKOFF RETURNS	
2005	Arkansas (29.2 ypa)
2015	Tennessee (33.41 ypa)

PASS EFFICIENCY	
2001	Florida (170.1 rating)
2009	Florida (167.31 rating)
2010	Auburn (180.6 rating)
2012	Alabama (174.32 rating)

NET PUNTING	
1997	LSU (43.26 avg.)
2009	Georgia (41.95 avg.)
2013	Alabama (42.43 avg.)
2014	Alabama (44.67 avg.)

INDIVIDUAL CHAMPIONS

TOTAL OFFENSE	
Frank Sinkwich, Georgia, 1942 (2,187 yards)	
Travis Tidwell, Auburn, 1946 (1,715 yards)	
Pat Sullivan, Auburn, 1970 (285.6 ypg)	
Rex Grossman, Florida, 2001 (354.9 ypg)	
Johnny Manziel, Texas A&M, 2012 (393.54 ypg)	

RUSHING	
Frank Sinkwich, Georgia, 1941 (1,103 yards)	
John Dottle, Ole Miss, 1949 (1,312 yards)	
Derrick Henry, Alabama, 2015 (2,219 yards)	

RUSHING YARDS PER GAME	
Leonard Fournette, LSU, 2015 (162.8)	

PASSING	
Johnny Cook, Georgia, 1943 (73-157; 1,005 yards)	
Travis Tidwell, Auburn, 1946 (79-158; 943 yards)	
Charley Conerly, Ole Miss, 1947 (133-233; 1,367 yards)	

PASSING EFFICIENCY	
Charlie Conerly, Ole Miss, 1947 (125.8)	
Babe Parilli, Kentucky, 1951 (130.8)	
Steve Sloan, Alabama, 1965 (153.8)	
Dewey Warren, Tennessee, 1966 (142.2)	
Danny Wuerffel, Florida, 1995 (178.4)	
Rex Grossman, Florida, 2001 (170.8)	
Tim Tebow, Florida, 2009 (164.17)	

A.J. McCarron, Alabama, 2012 (175.28)

RECEPTIONS PER GAME	
Ken Kavanaugh, LSU, 1939 (30 for 467)	
Reid Moseley, Georgia, 1944 (32 for 506)	
Reid Moseley, Georgia, 1945 (31 for 662)	
Barney Poole, Ole Miss, 1947 (52 for 513)	
John Carson, Georgia, 1953 (45 for 663)	
Bob Goodridge, Vanderbilt, 1967 (79 for 1,114)	
Keith Edwards, Vanderbilt, 1983 (97 for 909)	

RECEIVING YARDS PER GAME	
Josh Reed, LSU, 2001 (94 for 1,740)	

SCORING	
Parker Hall, Ole Miss, 1938 (73 pts.; 11 TDs, 7 PATs)	
Steve Van Buren, LSU, 1943 (98 pts.; 14 TDs, 14 PATs)	
Jackie Parker, Mississippi State, 1952 (120 pts.; 16 TDs, 24 PATs)	
Garrison Hearst, Georgia, 1992 (126 pts.; 21 TDs)	
Shaun Alexander, Alabama, 1999 (144 pts.; 24 TDs)	

INTERCEPTIONS	
Bobby Wilson, Ole Miss, 1949 (10 for 70 yards)	
Hootie Ingram, Alabama, 1952 (10 for 63 yards)	
Jeff Hipp, Georgia, 1980 (8 for 104)*	
Terry Hoage, Georgia, 1982 (12 for 51)	
Chris White, Tennessee, 1985 (9 for 168)*	

Deon Grant, Tennessee, 1999 (9 for 167 yards)*
Eric Berry, Tennessee, 2008 (7 for 265 yards)

PUNTING	
Bobby Cifers, Tennessee, 1942 (42.9 average)	
Zeke Bratowski, Georgia, 1953 (42.6 average)	
Don Chandler, Florida, 1955 (44.3 average)	
Bobby Walden, Georgia, 1958 (45.3 average)	
Frank Lambert, Ole Miss, 1964 (44.1 average)	
Ron Widby, Tennessee, 1967 (43.8 average)	
Jim Miller, Ole Miss, 1977 (45.9 average)	
Ricky Anderson, Vanderbilt, 1984 (48.2 average)	
Bill Marinangel, Vanderbilt, 1996 (46.57 average)	
Chad Kessler, LSU, 1997 (50.3 average)	
Drew Butler, Georgia, 2009 (48.05 average)	
Tyler Campbell, Ole Miss, 2010 (46.4 average)	
JK Scott, Alabama, 2014 (48.0 average)	
Johnny Townsend, Florida, 2016 (47.9 average)	

PUNT RETURNS	
Junie Hovious, Ole Miss, 1940 (15.1 ypr)	
Harry Gilmer, Alabama, 1946 (11.8 ypr)	
Lee Nalley, Vanderbilt, 1948 (18.4 ypr)	
Lee Nalley, Vanderbilt, 1949 (14.2 ypr)	
Bill Stacy, Mississippi State, 1956 (12.1 ypr)	
Scott Woerner, Georgia, 1980 (15.7 ypr)	
Glen Young, Mississippi State, 1981 (16.2 ypr)	



RECORDS AND RESULTS

INDIVIDUAL CHAMPIONS (CONT.)

Lionel James, Auburn, 1982 (15.8 ypr)
 Ricky Nattiel, Florida, 1984 (15.7 ypr)
 Skyler Green, LSU, 2003 (18.5 ypr)
 Cameron Sutton, Tennessee, 2015 (18.7 ypr)

KICKOFF RETURNS

Max McGee, Tulane, 1953 (21.8 ypr)
 Dan Bland, Mississippi State, 1964 (27.9 ypr)
 Marcus Rhoden, Mississippi State, 1966 (22.0 ypr)
 Dale Carter, Tennessee, 1990 (29.8 ypr)
 Eric Moulds, Mississippi State, 1994 (32.8 ypr)
 Evan Berry, Tennessee, 2015 (38.3 ypr)

FIELD GOALS

Ed Dyas, Auburn, 1960 (13 of 18)
 Al Woodall, Auburn, 1962 (8 of 20)*

Billy Lothridge, Ga. Tech, 1963 (12 of 16)
 Doug Moreau, LSU, 1964 (13 of 20)
 Kim Braswell, Georgia, 1970 (13 of 17)
 Kevin Butler, Georgia, 1981 (19 of 26)*
 Philip Doyle, Alabama, 1989 (22 of 25, 2.00 FGPG)*
 Philip Doyle, Alabama, 1990 (24 of 29, 2.18 FGPG)
 Michael Proctor, Alabama, 1993 (22 of 29, 1.8 FGPG)
 Billy Bennett, Georgia, 2003 (31 of 38, 2.21 FGPG)
 Josh Jasper, LSU, 2010 (28 of 34, 2.15 FGPG)
 Marshall Morgan, Georgia, 2013 (22 of 24, 2.0 FGPG)

SCORING (KICKERS)

Hugh Morrow, Alabama, 1945 (46 of 46 PATs)
 George Jemigan, Georgia, 1946 (47 of 47 PATs)
 Pepper Rodgers, Ga. Tech, 1952 (48 on 36 PATs, 4 FGs)
 Paige Cothorn, Ole Miss, 1955 (38 on 20 PATs, 6 FGs)
 Bob Khayat, Ole Miss, 1958 (34 on 22 PATs, 4 FGs)

Bob Khayat, Ole Miss, 1959 (40 on 25 PATs, 5 FGs)
 Ed Dyas, Auburn, 1960 (51 on 12 PATs, 13 FGs)
 David Ray, Alabama, 1964 (52 on 23 PATs, 12 FGs)

ALL-PURPOSE RUNNING

Parker Hall, Ole Miss, 1938 (129.1 ypg)

TOTAL TACKLES

Hunter Hillenmeyer, Vanderbilt, 2002 (168 in 12 games)
 Kentrell Brothers, Missouri, 2015 (152 in 12 games)

SOLO TACKLES

Patrick Willis, Ole Miss, 2005 (90 in 10 games)

TACKLES FOR LOSS

Jarvis Jones, Georgia, 2012 (2.04 per game)

*-tied for National Championship

ANNUAL TEAM STATISTICAL LEADERS

SCORING OFFENSE

Year	School	G	Pts	Avg
1933	LSU	10	176	17.6
	Tennessee	10	176	17.6
1934	Alabama	9	287	31.9
1935	Ole Miss	11	292	26.5
1936	LSU	10	281	28.1
1937	Alabama	9	225	25.0
1938	Tennessee	10	276	27.6
1939	Ole Miss	9	230	25.6
1940	Tennessee	10	319	31.9
1941	Georgia	10	279	27.9
1942	Georgia	11	367	33.4
1943	Georgia Tech	10	280	28.0
1944	Georgia	10	269	26.9
1945	Alabama	9	396	44.0
1946	Georgia	10	372	37.2
1947	Ole Miss	10	256	25.6
1948	Vanderbilt	11	328	29.8
1949	Kentucky	11	304	27.6
1950	Kentucky	11	380	34.5
1951	Tennessee	10	373	37.3
1952	Florida	10	290	29.0
1953	Auburn	10	257	25.7
1954	Ole Miss	10	283	28.3
1955	Ole Miss	10	251	25.1
1956	Tennessee	10	268	26.8
1957	Ole Miss	10	232	23.2
1958	LSU	10	275	27.5
1959	Ole Miss	10	329	32.9
1960	Ole Miss	10	266	26.6
1961	Ole Miss	10	326	32.6
1962	Alabama	10	272	27.2
1963	Ole Miss	9	207	23.0
1964	Alabama	10	233	23.3
1965	LSU	10	251	25.1
1966	Alabama	10	265	26.5
1967	Tennessee	10	259	25.9
1968	Georgia	10	282	28.2
1969	Auburn	10	363	36.3
1970	Auburn	10	355	35.5
1971	Alabama	11	362	32.9
1972	Alabama	11	393	35.7
1973	Alabama	11	454	41.3
1974	Alabama	11	318	28.9
1975	Alabama	11	361	32.8
1976	Georgia	11	324	29.5
1977	LSU	11	375	34.1
1978	Alabama	11	331	30.1
1979	Alabama	11	359	32.6
1980	Alabama	11	322	29.3

1981	Georgia	11	352	32.0
1982	LSU	11	365	33.2
1983	Alabama	11	338	30.7
1984	Florida	11	341	31.0
1985	Auburn	11	328	29.8
1986	Auburn	11	379	34.5
1987	Tennessee	12	395	32.9
1988	Auburn	11	331	30.1
1989	Alabama	11	332	30.2
1990	Tennessee	12	440	36.7
1991	Florida	11	361	32.8
1992	Georgia	11	352	32.0
1993	Tennessee	11	471	42.8
1994	Florida	12	521	43.4
1995	Florida	12	534	44.5
1996	Florida	12	559	46.6
1997	Florida	11	409	37.2
1998	Kentucky	11	417	37.9
1999	Tennessee	11	348	31.6
2000	Florida	12	448	37.3
2001	Florida	11	482	43.8
2002	Georgia	14	450	32.1
2003	Ole Miss	13	442	34.0
2004	Auburn	13	417	32.1
2005	Auburn	12	386	32.2
2006	LSU	13	438	33.7
2007	Florida	13	552	42.5
2008	Florida	14	611	43.6
2009	Arkansas	13	468	36.0
2010	Auburn	14	577	41.2
2011	Arkansas	13	478	36.8
2012	Texas A&M	13	578	44.5
2013	Texas A&M	13	575	44.2
2014	Georgia	13	537	41.3
2015	Ole Miss	13	531	40.8
2016	Alabama	15	582	38.8

SCORING DEFENSE

Year	School	G	Pts	Avg
1933	Alabama	9	17	1.9
1934	Alabama	9	32	3.6
1935	LSU	10	38	3.8
1936	Mississippi State	10	25	2.5
1937	Alabama	9	20	2.2
1938	Tennessee	10	16	1.6
1939	Tennessee	10	0	0.0
1940	Tennessee	10	26	2.6
1941	Mississippi State	10	55	5.5
1942	Tennessee	10	54	5.4
1943	Georgia Tech	10	124	12.4

1944	Tennessee	9	48	5.3
1945	Alabama	9	66	7.3
1946	Vanderbilt	9	43	4.8
1947	Georgia Tech	10	35	3.5
1948	Tulane	10	60	6.0
1949	Kentucky	11	53	4.8
1950	Tennessee	11	57	5.2
1951	Georgia Tech	11	76	6.9
1952	Georgia Tech	11	52	4.7
1953	Georgia Tech	11	92	8.4
1954	Ole Miss	10	47	4.7
1955	Georgia Tech	10	46	4.6
1956	Georgia Tech	10	33	3.3
1957	Auburn	10	28	2.8
1958	LSU	10	53	5.3
1959	Ole Miss	10	21	2.1
1960	LSU	10	50	5.0
1961	Alabama	10	22	2.2
1962	LSU	10	34	3.4
1963	Ole Miss	9	33	3.7
1964	Alabama	10	67	6.7
1965	Alabama	10	79	7.9
1966	Alabama	10	37	3.7
1967	Georgia	10	105	10.5
1968	Georgia	10	98	9.8
1969	LSU	10	91	9.1
1970	LSU	11	96	8.7
1971	Alabama	11	84	7.6
1972	Tennessee	11	83	7.5
1973	Alabama	11	89	8.1
1974	Alabama	11	83	7.5
1975	Alabama	11	66	6.0
1976	Georgia	11	118	10.7
1977	Kentucky	11	111	10.1
1978	Alabama	11	161	14.6
1979	Alabama	11	58	5.3
1980	Alabama	11	96	8.7
1981	Georgia	11	98	8.9
1982	Georgia	11	133	12.1
1983	Tennessee	11	142	12.9
1984	Florida	11	170	15.5
1985	LSU	11	113	10.3
1986	Auburn	11	115	10.5
1987	Auburn	11	116	10.6
1988	Auburn	11	79	7.2
1989	Auburn	11	117	10.6
1990	Alabama	11	127	11.6
1991	Alabama	11	118	10.7
1992	Alabama	12	109	9.1
1993	Ole Miss	11	142	12.9
1994	Alabama	12	173	14.4
1995	LSU	11	160	14.6

RECORDS AND RESULTS

1996	Tennessee	11	157	14.3
1997	LSU	11	179	16.3
1998	Florida	11	155	14.1
1999	Mississippi State	11	149	13.5
2000	South Carolina	11	174	15.8
2001	Florida	11	155	14.1
2002	Georgia	14	212	15.1
2003	LSU	14	154	11.0
2004	Auburn	13	147	11.3
2005	Alabama	12	128	10.7
2006	LSU	13	164	12.6
2007	Auburn	13	220	16.9
2008	Florida	14	181	12.9
2009	Alabama	14	164	11.7
2010	Alabama	13	176	13.5
2011	Alabama	13	106	8.2
2012	Alabama	14	153	10.9
2013	Alabama	13	181	13.9
2014	Ole Miss	13	208	16.0
2015	Alabama	15	227	15.1
2016	Alabama	15	195	13.0

2000	Mississippi State	11	461	2132	193.8
2001	Alabama	11	472	2490	226.4
2002	Arkansas	14	643	3065	218.9
2003	Arkansas	13	626	3145	241.9
2004	LSU	12	506	2326	193.8
2005	Arkansas	11	481	2386	216.9
2006	Arkansas	14	539	3199	228.5
2007	Arkansas	13	625	3725	286.5
2008	Florida	14	545	3236	231.1
2009	Mississippi State	12	555	2731	227.6
2010	Auburn	14	652	3987	284.8
2011	Alabama	13	508	2788	214.5
2012	Texas A&M	13	533	3147	242.1
2013	Auburn	14	729	4596	328.3
2014	Georgia	13	554	3365	258.8
2015	LSU	12	505	3082	256.8
2016	Auburn	13	645	3527	271.3

2004	Florida	12	407	243	3253	271.1
2005	Vanderbilt	11	467	274	3086	280.5
2006	Kentucky	13	436	273	3597	276.7
2007	Kentucky	13	528	331	3743	287.9
2008	Georgia	13	400	246	3610	277.7
2009	Arkansas	13	439	237	3842	295.5
2010	Arkansas	13	465	301	4338	337.7
2011	Arkansas	13	471	299	3909	300.7
2012	Texas A&M	13	492	329	4114	316.5
2013	Texas A&M	13	489	339	4593	353.3
2014	Texas A&M	13	514	332	3971	305.5
2015	Ole Miss	13	489	318	4351	334.7
2016	Ole Miss	12	483	289	3779	314.9

RUSHING OFFENSE

Year	School	G	Atts	Yds	Avg
1948	Tulane	10		2393	239.3
1949	Ole Miss	10	531	2529	252.9
1950	Alabama	11	586	3007	273.4
1951	Tennessee	10	553	3068	306.8
1952	Alabama	11	608	2737	250.6
1953	Auburn	10	467	2255	225.5
1954	Auburn	10	507	2496	249.6
1955	Auburn	10	464	2413	241.3
1956	Auburn	10	515	2760	276.0
1957	Ole Miss	10	582	3063	306.3
1958	Ole Miss	10	503	2096	209.6
1959	Ole Miss	10	528	2394	239.4
1960	Ole Miss	10	475	2283	228.3
1961	Ole Miss	10	472	2362	236.2
1962	Ole Miss	9	467	2153	239.2
1963	LSU	10		2087	208.7
1964	Alabama	10	445	1799	179.9
1965	LSU	10	497	2077	207.7
1966	Georgia	10	515	1953	195.3
1967	LSU	10	554	2361	236.1
1968	Georgia	10	609	1988	198.8
1969	Auburn	10	471	2241	224.1
1970	Tennessee	11	563	2365	215.0
1971	Alabama	11	705	3565	324.1
1972	Alabama	11	704	3332	302.9
1973	Alabama	11	664	4027	366.1
1974	Alabama	11	686	3288	298.9
1975	Florida	11	657	3326	302.4
1976	Georgia	11	693	3075	279.5
1977	LSU	11	674	3352	304.7
1978	Alabama	11	638	3158	287.1
1979	Alabama	11	763	3792	344.7
1980	Alabama	11	632	3381	307.4
1981	Georgia	11	656	3102	282.0
1982	Georgia	11	647	3023	274.8
1983	Auburn	11	600	3231	293.7
1984	Auburn	12	673	3086	257.2
1985	Auburn	11	620	3438	312.5
1986	Alabama	12	585	3167	263.9
1987	Georgia	11	596	3016	274.2
1988	Georgia	11	547	2778	252.5
1989	Tennessee	11	582	2701	245.6
1990	Vanderbilt	11	538	2498	227.1
1991	Alabama	11	557	2772	252.0
1992	Georgia	11	458	2584	234.9
1993	Tennessee	11	442	2621	238.3
1994	Tennessee	11	537	2543	231.2
1995	Auburn	11	413	2158	196.2
1996	LSU	11	488	2322	211.1
1997	LSU	11	521	2823	256.6
1998	Tennessee	12	517	2536	211.3
1999	Tennessee	11	459	2104	191.3

PASSING OFFENSE

Year	School	G	Att	Cmp	Yds	Avg
1948	Georgia Tech	10	206	112	1746	174.6
1949	Ole Miss	10	149	67	1335	133.5
1950	Kentucky	11	230	125	1714	155.8
1951	Georgia	10	265	121	1618	161.8
1952	Georgia	11	266	134	1878	170.7
1953	Georgia	11	247	118	1575	143.2
1954	Ole Miss	10	175	81	1554	155.4
1955	Georgia	10	145	66	1156	115.6
1956	Ole Miss	10	173	79	1215	121.5
1957	Vanderbilt	10	134	58	776	77.6
1958	Auburn	10	179	86	1211	121.1
1959	Ole Miss	10	170	81	1295	129.5
1960	Kentucky	10	220	114	1633	163.3
1961	Ole Miss	10	202	109	1827	182.7
1962	Auburn	10	258	122	1512	151.2
1963	Ole Miss	9	191	103	1506	167.3
1964	Kentucky	10	230	114	1609	160.9
1965	Florida	10	309	158	2033	203.3
1966	Florida	10	328	199	2242	224.2
1967	Florida	10	284	149	1954	195.4
1968	Mississippi State	10	342	186	2047	204.7
1969	Florida	10	413	233	3016	301.6
1970	Auburn	10	311	181	2885	288.5
1971	Auburn	10	316	180	2277	227.7
1972	LSU	11	247	125	1701	154.6
1973	Mississippi State	11	238	119	1630	148.2
1974	Vanderbilt	11	212	119	1676	152.4
1975	Tennessee	12	211	102	1686	140.5
1976	Florida	11	191	106	1783	162.1
1977	Vanderbilt	11	283	137	1683	153.0
1978	Mississippi State	11	311	177	2637	239.7
1979	LSU	11	295	137	2061	187.4
1980	Ole Miss	11	295	164	2045	185.9
1981	Vanderbilt	11	476	269	3036	276.0
1982	Vanderbilt	11	454	252	2837	257.9
1983	Vanderbilt	11	519	296	3299	293.7
1984	Vanderbilt	11	437	246	2920	265.5
1985	Florida	11	304	189	2924	265.8
1986	LSU	11	335	207	2623	235.8
1987	LSU	11	311	187	2554	232.2
1988	Vanderbilt	11	370	202	2652	241.1
1989	LSU	11	327	188	2839	258.1
1990	Florida	11	415	246	3197	290.6
1991	Florida	11	390	235	3393	308.5
1992	Florida	12	503	290	3440	286.7
1993	Florida	12	488	284	4072	339.3
1994	Georgia	11	462	276	3721	338.3
1995	Florida	12	457	287	4330	360.8
1996	Florida	12	412	234	4007	333.9
1997	Kentucky	11	562	374	4019	365.4
1998	Kentucky	11	574	414	4534	412.2
1999	Kentucky	11	468	304	3289	299.0
2000	Kentucky	11	564	322	3689	335.4
2001	Florida	11	464	299	4457	405.2
2002	Florida	13	517	295	3519	270.7
2003	Ole Miss	13	449	282	3718	286.0

TOTAL OFFENSE

Year	School	G	Atts	Yds	Avg
1948	Georgia Tech	10	658	3549	354.9
1949	Ole Miss	10	680	3864	386.4
1950	Alabama	11	773	4578	416.2
1951	Ole Miss	10	701	3726	372.6
1952	Ole Miss	10	748	3883	388.3
1953	Auburn	10	607	3398	339.8
1954	Ole Miss	10	664	3875	387.5
1955	Ole Miss	10	609	3396	339.6
1956	Auburn	10	670	3749	374.9
1957	Ole Miss	10	666	3562	356.2
1958	Auburn	10	649	3194	319.4
1959	Ole Miss	10	698	3690	369.0
1960	Ole Miss	10	646	3626	362.6
1961	Ole Miss	10	674	4186	418.6
1962	Ole Miss	9	628	3281	364.5
1963	Ole Miss	9		2944	327.1
1964	Alabama	10	620	3129	312.9
1965	Florida	10	719	3376	337.6
1966	Florida	10	714	3611	361.1
1967	Florida	10	799	3673	367.3
1968	Georgia	10	859	3917	391.7
1969	Florida	10	826	4348	434.8
1970	Auburn	10	684	4850	485.0
1971	LSU	11	832	4263	387.5
1972	Alabama	11	832	4501	409.2
1973	Alabama	11	758	5288	480.7
1974	Vanderbilt	11	825	4570	415.5
1975	Florida	11	796	4460	405.5
1976	Florida	11	737	4400	400.0
1977	Alabama	11	821	4584	416.7
1978	Alabama	11	796	4433	403.0
1979	Alabama	11	875	4715	428.6
1980	Ole Miss	11	829	4286	389.6
1981	Georgia	11	865	4912	446.5
1982	Mississippi State	11	771	4642	422.0
1983	Alabama	11	823	4665	424.1
1984	Auburn	12	911	4923	410.2
1985	Auburn	11	808	4594	417.6
1986	Auburn	11	766	4590	417.3
1987	LSU	11	747	4845	440.5
1988	Auburn	11	804	4774	434.0
1989	Alabama	11	888	4778	434.4
1990	Florida	11	855	4978	452.6
1991	Tennessee	11	878	5145	467.7
1992	Georgia	11	732	4954	450.4
1993	Tennessee	11	762	5286	480.6
1994	Georgia	11	753	5135	466.8
1995	Florida	12	867	6413	534.4
1996	Florida	12	854	6047	503.9
1997	Tennessee	12	890	5794	482.8
1998	Kentucky	11	911	5876	



RECORDS AND RESULTS

2008	Florida	14	874	6231	445.1
2009	Florida	14	919	6410	457.9
2010	Auburn	14	948	6989	499.2
2011	Arkansas	13	883	5695	438.1
2012	Texas A&M	13	1025	7261	558.5
2013	Texas A&M	13	954	6999	538.4
2014	Mississippi State	13	1001	6679	513.8
2015	Ole Miss	13	952	6731	517.8
2016	Missouri	12	953	6071	467.0

RUSHING DEFENSE

Year	School	G	Atts	Yds	Avg
1948	Georgia Tech	10		749	74.9
1949	Kentucky	11	455	788	71.6
1950	Tulane	9	373	824	91.5
1951	Georgia Tech	11	477	1164	105.8
1952	Georgia Tech	11	473	1175	106.8
1953	LSU	11	481	1567	142.4
1954	Ole Miss	10	374	901	90.1
1955	Auburn	10	405	1078	107.8
1956	Georgia Tech	10	405	1284	128.4
1957	Auburn	10	390	674	67.4
1958	Auburn	10	370	796	79.6
1959	LSU	10		908	90.8
1960	Ole Miss	10	386	881	88.1
1961	Alabama	10		550	55.0
1962	Alabama	10		588	58.8
1963	Ole Miss	9	316	699	77.7
1964	Auburn	10	354	819	81.9
1965	Florida	10	408	884	88.4
1966	Ole Miss	10	408	741	74.1
1967	Alabama	10	411	940	94.0
1968	Alabama	10	401	849	84.9
1969	LSU	10	353	384	38.4
1970	LSU	11	356	574	52.2
1971	Georgia	11	424	1076	97.8
1972	Alabama	11	459	1263	114.8
1973	Alabama	11	487	1536	139.6
1974	Alabama	11	478	1599	145.4
1975	Alabama	11	460	1037	94.3
1976	LSU	11	504	1568	142.5
1977	Kentucky	11	493	1322	120.2
1978	Alabama	11	485	1540	140.0
1979	Alabama	11	393	1121	101.9
1980	Alabama	11	520	1394	126.7
1981	Georgia	11	391	797	72.5
1982	LSU	11	406	1004	91.3
1983	Tennessee	11	433	1231	111.9
1984	Florida	11	406	1336	121.5
1985	Georgia	11	440	1095	99.5
1986	Auburn	11	409	1325	120.5
1987	Auburn	11	437	1380	125.5
1988	Auburn	11	334	695	63.2
1989	Florida	11	397	975	88.6
1990	Florida	11	386	941	85.6
1991	Florida	11	398	1103	100.3
1992	Alabama	12	395	660	55.0
1993	Ole Miss	11	463	1127	102.5
1994	Florida	12	387	1015	84.6
1995	Arkansas	12	424	1251	104.3
1996	Alabama	12	381	1110	92.5
1997	Florida	11	362	778	70.7
1998	Florida	11	393	998	90.7
1999	Mississippi State	11	403	736	66.9
2000	Tennessee	11	338	817	74.3
2001	Tennessee	11	384	1024	85.3
2002	Alabama	13	390	1042	80.2
2003	LSU	14	400	938	67.0
2004	LSU	12	410	1197	99.8
2005	Tennessee	11	356	907	82.5
2006	Florida	14	370	1915	72.5
2007	Florida	13	442	1343	103.3
2008	Alabama	14	391	1038	74.1
2009	Alabama	14	395	1094	78.1
2010	Auburn	14	448	1527	109.1
2011	Alabama	13	386	938	72.2

2012	Alabama	14	440	1069	76.4
2013	Alabama	13	416	1381	106.2
2014	Alabama	14	452	1434	102.4
2015	Alabama	15	468	1136	75.7
2016	Alabama	15	476	959	63.9

PASSING DEFENSE

Year	School	G	Att	Cmp	Yds	Avg
1948	Tennessee	10	193	77	748	74.8
1949	Tennessee	10	161	64	752	75.2
1950	Tennessee	11	154	65	652	59.2
1951	Vanderbilt	11	125	53	861	78.2
1952	Tennessee	10	116	44	531	53.1
1953	Tennessee	11	148	59	594	54.0
1954	Alabama	11	122	43	504	45.8
1955	Florida	10	92	37	420	42.0
1956	Ole Miss	10	118	48	506	50.6
1957	Georgia Tech	10	73	31	334	33.4
1958	Alabama	10			600	60.0
1959	Alabama	10			636	63.6
1960	Tennessee	10			538	53.8
1961	Ole Miss	10	149	58	649	64.9
1962	Ole Miss	9	146	60	670	74.4
1963	Ole Miss	9	123	47	522	58.0
1964	Florida	10	150	57	640	64.0
1965	Vanderbilt	10	152	78	849	84.9
1966	Alabama	10	208	86	944	94.4
1967	Georgia	10	214	77	947	94.7
1968	Vanderbilt	10	259	117	1293	129.3
1969	Georgia	10	298	117	1357	135.7
1970	Vanderbilt	11	207	108	1376	125.1
1971	Vanderbilt	11	196	89	1035	94.1
1972	Vanderbilt	11	164	61	883	80.3
1973	Florida	11	165	72	938	85.3
1974	Alabama	11	201	82	822	74.7
1975	Auburn	11	150	73	980	89.1
1976	Vanderbilt	11	155	72	892	81.1
1977	Tennessee	11	179	78	1067	97.0
1978	Vanderbilt	11	177	84	1284	116.7
1979	Alabama	11	218	78	860	78.2
1980	Alabama	11	210	93	1093	99.4
1981	Kentucky	11	236	123	1405	127.7
1982	Mississippi State	11	236	132	1578	143.5
1983	Florida	11	296	156	1663	151.2
1984	Alabama	11	273	138	1573	143.0
1985	Tennessee	11	299	156	1650	150.0
1986	Tennessee	11	203	99	1248	113.5
1987	Florida	11	269	128	1512	137.5
1988	Florida	11	254	121	1360	123.6
1989	Mississippi State	11	288	148	1599	145.4
1990	LSU	11	244	122	1395	126.8
1991	Tennessee	11	244	119	1627	147.9
1992	Alabama	12	330	164	1670	139.2
1993	Alabama	12	310	144	1539	128.3
1994	Ole Miss	11	300	134	1707	155.2
1995	LSU	11	343	158	1907	173.4
1996	Tennessee	11	285	134	1434	130.4
1997	Vanderbilt	11	289	155	1857	168.8
1998	Mississippi State	12	309	157	1986	165.5
1999	Mississippi State	11	331	172	1712	155.6
2000	Arkansas	11	302	143	1683	153.0
2001	Ole Miss	11	275	136	1774	161.3
2002	LSU	13	361	163	1985	152.7
2003	Georgia	14	412	224	2443	174.5
2004	Alabama	12	242	105	1357	113.1
2005	Alabama	12	352	175	1929	160.8
2006	LSU	13	364	172	1894	145.7
2007	South Carolina	12	358	199	2025	168.8
2008	South Carolina	13	328	189	2070	159.2
2009	Florida	14	396	208	2139	152.8
2010	LSU	13	344	196	2208	169.8
2011	Alabama	13	334	164	1449	111.5
2012	Alabama	14	397	217	2431	173.6
2013	Florida	12	319	159	2062	171.8
2014	LSU	13	385	199	2134	164.2
2015	Georgia	13	322	159	1872	144.0

2016	Florida	13	328	148	1931	148.5
------	---------	----	-----	-----	------	-------

TOTAL DEFENSE

Year	School	G	Atts	Yds	Avg
1948	Georgia Tech	10		1513	151.3
1949	Kentucky	11		1692	153.8
1951	Georgia Tech	11	708	2190	199.0
1950	Kentucky	11	674	1895	172.2
1952	Tennessee	10	578	1667	167.7
1953	Georgia Tech	11	655	2384	216.7
1954	Ole Miss	10	536	1723	172.3
1955	Auburn	10	531	1832	183.2
1956	Ole Miss	10	572	1955	195.5
1957	Auburn	10	529	1330	133.0
1958	Auburn	10	521	1575	157.5
1959	LSU	10	559	1432	143.2
1960	Alabama	10	535	1576	157.6
1961	Alabama	10		1321	132.1
1962	Ole Miss	9	446	1280	142.2
1963	Ole Miss	9	439	1221	135.7
1964	Auburn	10	495	1647	164.7
1965	Florida	10	617	2017	201.7
1966	Alabama	10	544	1741	174.1
1967	Georgia	10	647	2126	212.6
1968	Georgia	10	650	2351	235.1
1969	LSU	10	714	2280	228.0
1970	LSU	11	746	2689	244.5
1971	Alabama	11	663	2417	219.7
1972	Alabama	11	674	2334	212.2
1973	Florida	11	743	2656	241.5
1974	Alabama	11	679	2421	202.1
1975	Alabama	11	677	2046	186.0
1976	LSU	11	702	2564	233.1
1977	Kentucky	11	728	2590	235.5
1978	LSU	11	749	3122	283.8
1979	Alabama	11	611	1981	180.1
1980	Alabama	11	730	2487	226.1
1981	Florida	11	784	2826	256.9
1982	LSU	11	704	2707	246.1
1983	Tennessee	11	756	3069	279.0
1984	Florida	11	738	3325	302.3
1985	Florida	11	726	3111	282.8
1986	Ole Miss	11	777	3145	285.9
1987	Florida	11	744	2956	268.7
1988	Auburn	11	667	2399	218.1
1989	Florida	11	698	2661	241.9
1990	Alabama	11	711	2523	229.4
1991	Tennessee	11	676	3154	286.7
1992	Alabama	12	725	2330	194.7
1993	Ole Miss	11	724	2580	234.6
1994	LSU	11	711	3211	291.9
1995	Alabama	11	727	3125	284.1
1996	Tennessee	11	708	2602	236.6
1997	Vanderbilt	11	702	3026	275.1
1998	Florida	11	773	3153	286.6
1999	Mississippi State	11	734	2448	222.5
2000	Arkansas	11	714	3213	292.1
2001	Florida	11	712	3192	290.2
2002	Alabama	13	764	3345	257.3
2003	LSU	14	877	3528	252.0
2004	Alabama	12	726	2946	245.5
2005	Alabama	12	713	3061	255.1
2006	LSU	13	764	3156	242.8
2007	LSU	14	915	4043	288.8
2008	Tennessee	12	776	3162	263.5
2008	Alabama	14	858	3689	263.5
2009	Alabama	14	844	3418	244.1

RECORDS AND RESULTS

NET PUNTING

Year	School	G	No	Avg.	Net Avg
1988	Alabama	11	59	41.9	39.8
1989	Ole Miss	11	62	39.2	38.2
1990	Ole Miss	11	54	38.6	37.9
1991	Florida	11	47	42.4	37.5
1992	Auburn	11	67	42.4	39.2
1993	Auburn	11	51	46.9	38.7
1994	Auburn	11	54	44.5	38.5
1995	Vanderbilt	11	74	41.0	39.1
1996	Vanderbilt	11	79	45.9	42.7
1997	LSU	11	54	46.0	43.3
1998	Alabama	11	66	44.0	40.8
1999	Kentucky	11	49	41.0	39.9
2000	Georgia	11	58	42.2	39.5
2001	Georgia	11	44	43.9	40.7
2002	Kentucky	12	71	44.3	40.1
2003	Ole Miss	13	60	42.9	39.0
2004	Tennessee	13	59	40.5	39.0
2005	LSU	13	63	40.9	39.0
2006	Auburn	13	47	45.7	38.6
2007	Florida	13	37	39.3	38.7
2008	Florida	14	45	43.4	38.1
2009	Georgia	13	56	48.1	41.9
2010	Florida	13	51	44.2	40.9
2011	LSU	14	66	44.1	41.2
2012	Arkansas	12	54	44.7	40.8
2013	Alabama	13	40	46.9	42.4
2014	Alabama	14	55	48.0	44.7
2015	Florida	14	84	44.8	42.1
2016	Arkansas	13	59	44.5	41.8

KICKOFF RETURNS

Year	School	G	No	Yds	Avg
1988	Georgia	11	36	867	24.1
1989	Georgia	11	32	760	23.8
1990	Tennessee	12	42	1023	24.4
1991	Florida	11	27	652	24.2
1992	Arkansas	11	29	739	25.5
1993	Tennessee	11	28	661	23.6
1994	Kentucky	11	54	1263	23.4
1995	Tennessee	11	30	752	25.1
1996	Alabama	12	22	532	24.2
1997	Mississippi State	11	36	824	22.9
1998	Alabama	11	35	830	23.7
1999	Tennessee	11	28	662	23.6
2000	Tennessee	11	32	751	23.5
2001	Ole Miss	11	33	805	24.4
2002	LSU	13	38	914	24.1
2003	Ole Miss	13	36	853	23.7
2004	Alabama	12	29	708	24.4
2005	Arkansas	11	33	965	29.2
2006	Auburn	13	36	934	25.9
2007	Tennessee	14	60	1462	24.4
2008	Kentucky	13	44	1161	26.4
2009	Florida	14	40	1055	26.4
2010	Florida	13	53	1392	26.3
2011	Auburn	13	55	1356	24.7
2012	Missouri	12	35	564	24.7
2013	Texas A&M	13	48	1012	21.1
2014	LSU	13	26	695	26.7
2015	Tennessee	13	27	902	33.4
2016	South Carolina	13	32	825	25.8

PUNT RETURN AVERAGE

Year	School	G	No	Yds	Avg
1988	Georgia	11	31	388	12.5
1989	Kentucky	11	33	398	12.1
1990	Mississippi State	11	24	361	15.0
1991	Alabama	11	29	486	16.8
1992	Vanderbilt	11	21	278	13.2
1993	LSU	11	20	256	12.8
1994	Tennessee	11	34	455	13.4
1995	LSU	11	22	252	11.4
1996	LSU	11	25	371	14.8
1997	Tennessee	12	29	388	13.4
1998	Mississippi State	12	32	453	14.2
1999	Kentucky	11	18	248	13.8
2000	Florida	12	30	450	15.0
2001	Georgia	11	29	410	14.1
2002	Kentucky	12	40	625	15.6
2003	LSU	14	46	667	14.5
2004	Georgia	12	29	399	13.8
2005	Kentucky	11	23	395	17.2
2006	Kentucky	13	18	368	20.4
2007	Florida	13	26	392	15.1
2008	Georgia	13	24	422	17.6
2009	LSU	13	27	509	18.9
2010	Arkansas	13	20	311	15.6
2011	Ole Miss	12	14	219	15.6
2012	Missouri	12	28	421	15.0
2013	Auburn	14	32	377	11.8
2014	Auburn	13	17	303	17.8
2015	Texas A&M	13	19	374	19.7
2016	Texas A&M	13	14	355	25.4

ANNUAL INDIVIDUAL STATISTICAL LEADERS

RUSHING (RANKED ON TOTAL YARDS)

Year	Player (School)	Atts	Yds
1948	Eddie Price, Tulane	188	1178
1949	John Dottley, Ole Miss	208	1312
1950	John Dottley, Ole Miss	191	1007
1951	Hank Lauricella, Tennessee	111	881
1952	Bobby Marlow, Alabama	176	950
1953	Jerry Marchand, LSU	137	696
1954	Joe Childress, Auburn	148	836
1955	Fob James, Auburn	123	879
1956	Tommy Lorino, Auburn	82	692
1957	Jimmy Taylor, LSU	162	762
1958	Billy Cannon, LSU	115	686
1959	Charley Flowers, Ole Miss	141	733
1960	Tom Mason, Tulane	120	663
1961	Mike Fracchia, Alabama	130	652
1962	Larry Dupree, Florida	113	604
1963	Jimmy Sidle, Auburn	185	1006
1964	Don Schwab, LSU	160	683
1965	Steve Bowman, Alabama	153	770
1966	Larry Smith, Florida	162	742
1967	Steve Hindman, Ole Miss	215	829
1968	Rich Pickens, Tennessee	133	736
1969	Doug Mathews, Vanderbilt	167	849

Beginning in 1970, ranked on yards per game

Year	Player (School)	G	Att	Yds	Avg
1970	Johnny Musso, Alabama	11	226	1137	103.4
1971	Johnny Musso, Alabama	10	191	1088	108.8
1972	Terry Henley, Auburn	9	216	843	93.7
1973	Sonny Collins, Kentucky	11	224	1213	110.3
1974	Sonny Collins, Kentucky	9	177	970	107.8
1975	Jimmy DuBose, Florida	11	191	1307	118.8
1976	Terry Robiskie, LSU	11	224	1117	101.5
1977	Charles Alexander, LSU	11	311	1686	153.3
1978	Joe Cribbs, Auburn	10	253	1205	120.5
1979	James Brooks, Auburn	11	163	1208	109.8
1980	Herschel Walker, Georgia	11	274	1616	146.9
1981	Herschel Walker, Georgia	11	385	1891	171.9

1982	Herschel Walker, Georgia	11	335	1752	159.3
1983	Johnnie Jones, Tennessee	10	191	1116	111.6
1984	Johnnie Jones, Tennessee	11	229	1290	117.3
1985	Bo Jackson, Auburn	11	278	1786	162.4
1986	Brent Fullwood, Auburn	11	167	1391	126.5
1987	Emmitt Smith, Florida	11	229	1341	121.9
1988	Tim Worley, Georgia	11	191	1216	110.5
1989	Emmitt Smith, Florida	11	284	1599	145.4
1990	Tony Thompson, Tennessee	11	219	1261	105.1
1991	Errict Rhett, Florida	11	224	1109	100.8
1992	Garrison Hearst, Georgia	11	228	1547	140.6
1993	James Bostic, Auburn	11	199	1205	109.6
1994	Stephen Davis, Auburn	11	221	1263	114.8
1995	Moe Williams, Kentucky	11	294	1600	145.5
1996	Duce Staley, South Carolina	9	218	1116	124.0
1997	Kevin Faulk, LSU	9	205	1144	127.1
1998	Kevin Faulk, LSU	11	229	1279	116.3
1999	Shaun Alexander, Alabama	11	302	1383	125.7
2000	Rudi Johnson, Auburn	12	324	1567	130.6
2001	Travis Stephens, Tennessee	12	291	1464	122.0
2002	Artose Pinner, Kentucky	12	283	1414	117.8
2003	Cedric Cobbs, Arkansas	12	227	1320	110.0
2004	Ciatrick Fason, Florida	12	222	1267	105.6
2005	Kenny Irons, Auburn	12	256	1293	107.8
2006	Darren McFadden, Arkansas	14	284	1647	117.6
2007	Darren McFadden, Arkansas	13	325	1830	140.8
2008	Knowshon Moreno, Georgia	13	250	1400	107.7
2009	Anthony Dixon, Mississippi State	11	257	1391	126.5
2010	Cam Newton, Auburn	14	264	1473	105.2
2011	Trent Richardson, Alabama	13	283	1679	129.2
2012	Johnny Manziel, Texas A&M	13	201	1410	108.5
2013	Tre Mason, Auburn	14	317	1816	129.7
2014	Cameron Artis-Payne, Auburn	13	303	1608	123.7
2015	Leonard Fournette, LSU	12	300	1953	162.8
2016	Kamryn Pettway, Auburn	10	209	1224	122.4



RECORDS AND RESULTS

ANNUAL INDIVIDUAL STATISTICAL LEADERS (CONT.)

PASSING (RANKED ON TOTAL YARDS)

Year	Player (School)	Att.-Comp.-Int	Yards	TDs	Pct.
1948	John Rauch, Georgia	141-71-13	1307	5	50.4
1949	Babe Parilli, Kentucky	150-81-13	1081	8	54.0
1950	Babe Parilli, Kentucky	203-114-12	1627	23	56.1
1951	Babe Parilli, Kentucky	239-136-12	1643	19	56.9
1952	Zeke Bratkowski, Georgia	262-131-16	1824	12	50.0
1953	Zeke Bratkowski, Georgia	224-113-23	1461	6	50.4
1954	Bob Hardy, Kentucky	108-57-11	887	5	52.8
1955	Dick Young, Georgia	97-48-8	875	8	49.5
1956	Raymond Brown, Ole Miss	84-40-8	653	8	47.6
1957	Boyce Smith, Vanderbilt	98-49-10	664	8	50.0
1958	Richie Pettibon, Tulane	125-66-10	728	3	52.8
1959	Jake Gibbs, Ole Miss	94-46-2	755	6	48.9
1960	Fran Tarkenton, Georgia	185-108-12	1189	7	58.4
1961	Pat Trammell, Alabama	133-75-2	1035	8	56.4
1962	Joe Namath, Alabama	146-76-8	1192	13	52.0
1963	Larry Rakestraw, Georgia	209-103-14	1297	7	49.3
1964	Rick Norton, Kentucky	202-106-10	1514	9	52.5
1965	Steve Spurrier, Florida	287-148-13	1893	14	51.6
1966	Steve Spurrier, Florida	291-179-8	2012	16	61.5

Beginning in 1967, ranked on efficiency rating (Based on an average of 10 attempts per game)

Year	Player & School	Att.-Comp.-Int.-Yards	TDs	Pct.	Rating
1967	Ken Stabler, Alabama	178-103-13-1214	9	57.9	116.94
1968	Bubba Wyche, Tennessee	237-134- 7-1539	14	56.5	124.63
1969	Archie Manning, Ole Miss	265-154- 9-1752	14	58.2	135.15
1970	Pat Sullivan, Auburn	281-167-12-2586	17	59.4	148.09
1971	Bert Jones, LSU	119- 66- 4-945	9	55.5	141.43
1972	Bert Jones, LSU	199-103- 7-1446	14	51.8	129.00
1973	Condredge Holloway, Tennessee	154- 89- 4-1450	10	57.8	136.75
1974	Matt Robinson, Georgia	121- 60-10-1317	8	49.6	150.07
1975	Randy Wallace, Tennessee	145- 72-11-1318	8	49.7	133.21
1976	Jimmy Fisher, Florida	146- 83- 8-1511	10	56.8	155.36
1977	Jeff Rutledge, Alabama	107- 64- 5-1207	8	59.8	169.88
1978	Jeff Rutledge, Alabama	140- 73-10-1078	13	52.1	133.05
1979	John Fourcade, Ole Miss	196-115- 9-1521	7	58.7	126.50
1980	Buck Belue, Georgia	156- 77- 5-1314	11	49.3	131.80
1981	Buck Belue, Georgia	188-114- 9-1603	12	60.6	143.70
1982	Alan Risher, LSU	234-149- 8-1834	17	63.7	146.00
1983	Wayne Peace, Florida	292-186-10-2079	10	63.7	128.00
1984	Kerwin Bell, Florida	184- 98- 7-1614	16	53.3	148.00
1985	Daryl Dickey, Tennessee	131- 85- 1-1161	10	64.9	163.10
1986	Tom Hodson, LSU	288-175- 8-2261	19	60.8	142.90
1987	Eric Jones, Vanderbilt	229-139-11-1954	16	60.7	145.80
1988	Reggie Slack, Auburn	279-168-11-2230	9	60.2	130.11
1989	Tom Hodson, LSU	317-183-12-2655	22	57.7	143.41
1990	Mike Healey, Vanderbilt	130- 75- 1-1041	10	57.7	148.80
1991	Shane Matthews, Florida	361-218- 18-3130	28	60.4	148.84
1992	Eric Zeier, Georgia	258-151-12-2248	12	58.5	137.80
1993	Heath Shuler, Tennessee	285-184-8-2354	25	64.6	157.3
1994	Terry Dean, Florida	180-109-10-1492	20	60.6	165.8
1995	Danny Wuerffel, Florida	325-210-10-3266	35	64.6	178.4
1996	Danny Wuerffel, Florida	360-207-13-3625	39	57.5	170.6
1997	Mike Bobo, Georgia	306-199-8-2751	19	65.0	155.8
1998	Tim Couch, Kentucky	553-400-15-4275	36	72.3	153.3
1999	Dusty Bonner, Kentucky	465-303-13-3266	26	65.2	137.0
2000	Rex Grossman, Florida	212-131-7-1866	21	61.8	161.8
2001	Rex Grossman, Florida	395-259-12-3896	34	65.6	170.8
2002	David Greene, Georgia	379-218-8-2924	22	57.5	137.3
2003	Matt Mauck, LSU	358-229-14-2825	28	64.0	148.2
2004	Jason Campbell, Auburn	270-188-7-2700	20	69.6	172.9
2005	Jay Cutler, Vanderbilt	462-273-9-3073	21	59.1	126.1
2006	JaMarcus Russell, LSU	342-232-8-3129	28	67.8	167.0
2007	Tim Tebow, Florida	350-234-6-3286	32	66.9	172.5
2008	Tim Tebow, Florida	298-192-4-2746	30	64.4	172.4
2009	Ryan Mallett, Arkansas	403-225-7-3624	30	55.8	278.8
2010	Ryan Mallett, Arkansas	266-411-12-3869	32	64.7	297.6
2011	Tyler Wilson, Arkansas	438-277-6-3638	24	63.2	148.4
2012	A.J. McCarron, Alabama	314-211-3-2933	30	67.7	175.3
2013	Johnny Manziel, Texas A&M	429-300-13-4114	37	69.9	172.9
2014	Blake Sims, Alabama	391-252-10-3487	28	64.5	157.9
2015	Brandon Allen, Arkansas	370-244-8-3440	30	60.5	166.5

2016 Joshua Dobbs, Tennessee 225-357-12-2946 27 63.0 150.6

RECEIVING (RANKED ON TOTAL YARDS)

Year	Player & School	Rec.	Yds
1948	Bob Walston, Georgia	25	525
1949	Jack Stribling, Ole Miss	22	598
1950	Bucky Curtis, Vanderbilt	27	791
1951	Harry Babcock, Georgia	41	666

Beginning in 1952, ranked on total receptions

1952	John Carson, Georgia	32	467
1953	John Carson, Georgia	45	663
1954	Jim Pyburn, Auburn	28	460
1955	Jimmy Orr, Georgia	24	443
1956	Jimmy Phillips, Auburn	23	383
1957	Jimmy Orr, Georgia	16	237
1958	Calvin Bird, Kentucky	21	373
	Pete Abanie, Tulane	21	266
1959	Bobby Towns, Georgia	18	263
1960	Fred Brown, Georgia	31	275
1961	Tom Hutchinson, Kentucky	32	543
1962	Clem Dellenger, Tulane	39	375
1963	Pat Hodgson, Georgia	24	375
1964	Charley Casey, Florida	47	673
1965	Charley Casey, Florida	58	809
1966	Richard Trapp, Florida	63	872
1967	Bob Goodridge, Vanderbilt	79	1114
1968	Sammy Miller, Mississippi State	64	909
1969	Carlos Alvarez, Florida	88	1329

Beginning in 1970, ranked on receptions per game

Year	Player & School	G	Rec.	Yds	RPG
1970	David Smith, Mississippi State	11	74	987	6.7
1971	Terry Beasley, Auburn	10	55	846	5.5
1972	Bill Buckley, Mississippi State	11	47	776	4.3
1973	Bill Buckley, Mississippi State	11	41	661	3.7
1974	Lee McGriff, Florida	11	36	698	3.3
1975	Larry Seivers, Tennessee	11	41	840	3.7
1976	Larry Seivers, Tennessee	11	51	737	4.6
1977	Martin Cox, Vanderbilt	11	48	783	4.4
1978	Mardye McDole, Mississippi State	11	48	1035	4.4
1979	Preston Brown, Vanderbilt	11	52	786	4.7
1980	Cris Collinsworth, Florida	11	40	599	3.6
1981	Norman Jordan, Vanderbilt	9	49	454	5.4
1982	Allama Matthews, Vanderbilt	11	61	797	5.5
1983	Keith Edwards, Vanderbilt	11	97	909	8.8
1984	Keith Edwards, Vanderbilt	11	60	576	5.5
1985	Everett Crawford, Vanderbilt	10	50	533	5.2
1986	Wendell Davis, LSU	11	80	1244	7.3
1987	Wendell Davis, LSU	11	72	993	6.6
1988	Boo Mitchell, Vanderbilt	11	78	1213	7.1
1989	Brad Gaines, Vanderbilt	11	67	634	6.1
1990	Kirk Kirkpatrick, Florida	11	55	770	5.0
1991	Todd Kinchen, LSU	11	53	855	4.8
1992	Willie Jackson, Florida	12	62	722	5.2
1993	Brice Hunter, Georgia	11	76	970	6.9
1994	Brice Hunter, Georgia	11	59	799	5.4
1995	Chris Doering, Florida	12	70	1045	5.8
1996	Joey Kent, Tennessee	11	68	1080	6.2
1997	Craig Yeast, Kentucky	11	73	873	6.6
1998	Craig Yeast, Kentucky	11	85	1311	7.7
1999	James Whalen, Kentucky	11	90	1019	8.2
2000	Jabar Gaffney, Florida	12	71	1184	5.9
2001	Josh Reed, LSU	12	94	1740	7.8
2002	Taylor Jacobs, Florida	11	71	1088	6.5
2003	Chris Collins, Ole Miss	13	77	949	5.9
2004	O.J. Small, Florida	12	63	719	5.3
2005	Chad Jackson, Florida	12	88	900	7.3
2006	Earl Bennett, Vanderbilt	12	82	1146	6.8
2007	Kenny McKinley, South Carolina	12	77	968	6.42
2008	Kenny McKinley, South Carolina	10	54	642	5.4
2009	Shay Hodge, Ole Miss	13	70	1135	5.38
2010	Randall Cobb, Kentucky	13	84	1017	6.46
2011	Da'Rick Rogers, Tennessee	12	67	1040	5.6

RECORDS AND RESULTS

2012	Cobi Hamilton, Arkansas	12	90	1335	7.5
2013	Jordan Matthews, Vanderbilt	13	112	1477	8.6
2014	Amari Cooper, Alabama	14	124	1727	8.9
2015	Fred Ross, Mississippi State	13	88	1007	6.8
2016	Christian Kirk, Texas A&M	13	83	928	6.38

2013	Johnny Manziel, Texas A&M	13	759	4114	4873	374.8
2014	Dak Prescott, Mississippi State	13	986	3449	4435	341.2
2015	Chad Kelly, Ole Miss	13	500	4042	4542	349.4
2016	Chad Kelly, Ole Miss	13	332	2758	3090	343.3

TOTAL OFFENSE (RANKED ON TOTAL YARDS)

Year	Player & School	Rush	Pass	Total
1948	John Rauch, Georgia	-117	1307	1190
1949	John Dottley, Ole Miss	1312	0	1312
1950	Babe Parilli, Kentucky	54	1627	1681
1951	Bill Wade, Vanderbilt	37	1609	1646
1952	Zeke Bratkowski, Georgia	-50	1824	1774
1953	Zeke Bratkowski, Georgia	-45	1461	1416
1954	Bobby Freeman, Auburn	267	865	1132
1955	John Majors, Tennessee	657	476	1133
1956	John Majors, Tennessee	549	552	1101
1957	Ray Brown, Ole Miss	530	308	838
1958	Lloyd Nix, Auburn	283	682	965
1958	Jake Gibbs, Ole Miss	228	755	933
1960	Fran Tarkenton, Georgia	85	1189	1274
1961	Pat Trammell, Alabama	279	1035	1314
1962	Billy Lothridge, Georgia Tech	478	1006	1484
1963	Jimmy Sidle, Auburn	1006	706	1712
1964	Rick Norton, Kentucky	-195	1514	1319
1965	Steve Spurrier, Florida	230	1893	2123
1966	Steve Spurrier, Florida	66	2012	2095
1967	Loran Carter, Auburn	65	1307	1372
1968	Tommy Pharr, Mississippi State	239	1838	2085
1969	John Reaves, Florida	-44	2896	2852

Beginning in 1970, ranked on average yards-per-game

	G	Rush	Pass	Total	Avg
1970	Pat Sullivan, Auburn	10	270	2586	285.6
1971	Pat Sullivan, Auburn	10	84	2012	209.6
1972	Norris Weese, Ole Miss	10	542	917	145.9
1973	Fred Fisher, Vanderbilt	11	373	1450	182.3
1974	Rockey Felker, Mississippi State	11	446	1147	159.3
1975	Randy Wallace, Tennessee	12	211	1318	152.9
1976	Jimmy Fisher, Florida	11	288	1511	179.9
1977	Charles Alexander, LSU	11	1686	17	178.3
1978	Dave Marler, Mississippi State	11	-31	2422	239.1
1979	John Fourcade, Ole Miss	11	493	1521	201.4
1980	John Fourcade, Ole Miss	11	402	1897	229.9
1981	Whit Taylor, Vanderbilt	9	-65	2318	250.3
1982	Whit Taylor, Vanderbilt	11	198	2481	267.9
1983	Kurt Page, Vanderbilt	11	-144	3178	303.4
1984	Kurt Page, Vanderbilt	11	-64	2405	234.1
1985	Don Smith, Mississippi State	11	554	2332	288.6
1986	Don Smith, Mississippi State	11	403	2349	275.2
1987	Eric Jones, Vanderbilt	11	665	1954	261.9
1988	Eric Jones, Vanderbilt	11	305	2548	285.3
1989	Tom Hodson, LSU	11	-51	2655	260.4
1990	Shane Matthews, Florida	11	-27	2952	292.5
1991	Shane Matthews, Florida	11	10	3130	314.0
1992	Shane Matthews, Florida	12	-29	3205	317.6
1993	Eric Zeier, Georgia	11	-43	3525	348.2
1994	Eric Zeier, Georgia	11	61	3396	345.7
1995	Danny Wuerffel, Florida	11	-141	3266	312.5
1996	Danny Wuerffel, Florida	12	-100	3625	352.5
1997	Tim Couch, Kentucky	11	-125	3884	375.9
1998	Tim Couch, Kentucky	11	-124	4275	415.1
1999	Dusty Bonner, Kentucky	11	-141	3266	312.5
2000	Jared Lorenzen, Kentucky	11	140	3687	382.7
2001	Rex Grossman, Florida	11	8	3896	390.4
2002	Rex Grossman, Florida	13	-65	3402	333.7
2003	Eli Manning, Ole Miss	13	-28	3600	357.2
2004	Chris Leak, Florida	12	79	3197	327.6
2005	Jay Cutler, Vanderbilt	11	215	3073	328.8
2006	Andre' Woodson, Kentucky	13	-137	3515	337.8
2007	Tim Tebow, Florida	13	895	3286	418.1
2008	Matthew Stafford, Georgia	13	40	3459	349.9
2009	Ryan Mallett, Arkansas	13	-29	3624	359.5
2010	Cam Newton, Auburn	14	1473	2854	432.7
2011	Tyler Wilson, Arkansas	13	-3	3638	363.5
2012	Johnny Manziel, Texas A&M	13	1410	3706	511.6

SCORING (RANKED ON TOTAL POINTS)

Year	Player & School	TDs	PATs	FGs	Pts
1933	Beattie Feathers, Tennessee	13	0	0	78
1934	Claude Simons, Tulane	10	9	0	69
1935	Ray Hapes, Ole Miss	12	2	0	74
1936	Bob Davis, Kentucky	11	0	0	66
1937	Pinky Rohm, LSU	9	0	0	54
	Bob Davis, Kentucky	9	0	0	54
1938	Parker Hall, Ole Miss	11	6	0	72
1939	Harvey Johnson, Mississippi State	10	2	0	62
1940	Merle Hapes, Mississippi State	12	0	0	72
1941	Jack Jenkins, Vanderbilt	12	15	1	90
1942	Frank Sinkwich, Georgia	16	0	0	96
1943	Steve Van Buren, LSU	14	14	0	98
1944	Tom McWilliams, Mississippi State	14	0	0	84
1945	Fred Grant, Alabama	11	0	0	66
1946	Charlie Trippi, Georgia	14	0	0	84
1947	Charlie Conerly, Ole Miss	9	0	0	54
	Bobby Forbes, Florida	9	0	0	54
1948	Joe Geri, Georgia	9	36	0	90
1949	John Dottley, Ole Miss	14	0	0	84
1950	Al Bruno, Kentucky	10	0	0	60
	Wilbur Jamerson, Kentucky	10	0	0	60
	Al Lary, Alabama	10	0	0	60
1951	Hal Payne, Tennessee	14	0	0	84
1952	Jackie Parker, Mississippi State	16	24	0	120
1953	Jimmy Wade, Tennessee	12	0	0	72
1954	Joe Childress, Auburn	7	20	1	65
1955	Paige Cothren, Ole Miss	6	20	6	74
1956	Jim Taylor, LSU	8	8	1	59
1957	Jim Taylor, LSU	12	14	0	86
1958	Billy Cannon, LSU	11	8	0	74
1959	Charley Flowers, Ole Miss	11	0	0	66
1960	Tom Mason, Tulane	13	0	0	78
1961	Wendell Harris, LSU	8	28	6	94
1962	Cotton Clark, Alabama	15	2	0	92
1963	Billy Lothridge, Georgia Tech	3	15	12	69
1964	Doug Moreau, LSU	4	10	13	73
1965	Rodger Bird, Kentucky	13	0	0	78
1966	Bobby Etter, Georgia	0	21	12	57
1967	Dicky Lyons, Kentucky	11	4	1	73
1968	Dicky Lyons, Kentucky	11	0	0	66
1969	Tommy Durran, Florida	18	2	0	110

Beginning in 1970, ranked on points per game

	G	TDs	PATs	FGs	Pts	Avg	
1970	Terry Beasley, Auburn	10	12	0	0	72	7.2
1971	Johnny Musso, Alabama	10	16	0	0	100	10.0
1972	Haskel Stanback, Tennessee	10	13	0	0	78	7.8
1973	Sonny Collins, Kentucky	11	13	1-2pt.	0	80	7.3
1974	Stanley Morgan, Tennessee	11	14	0	0	84	7.6
1975	Kevin McLee, Georgia	10	10	0	0	60	6.0
	Stanley Morgan, Tennessee	10	10	0	0	60	6.0
1976	Terry Robiskie, LSU	11	12	0	0	72	6.5
1977	Charles Alexander, LSU	11	17	2	0	104	9.5
1978	Joe Cribbs, Auburn	10	16	2	0	98	9.8
1979	Joe Cribbs, Auburn	11	15	4	0	94	8.5
1980	Herschel Walker, Georgia	11	15	0	0	90	8.2
1981	Herschel Walker, Georgia	11	20	0	0	120	10.9
1982	Herschel Walker, Georgia	11	17	1-2pt.	0	104	9.5
1983	Bobby Raymond, Florida	11	0	29	20	89	8.1
1984	Bobby Raymond, Florida	11	0	34	23	103	9.4
1985	Bo Jackson, Auburn	11	17	0	0	102	9.3
	Carlos Reveiz, Tennessee	11	0	30	24	102	9.3
1986	William Howard, Tennessee	8	14	1-2pt.	0	86	10.8
1987	Reggie Cobb, Tennessee	12	20	0	0	120	10.0
1988	Tim Worley, Georgia	11	18	0	0	108	9.8
1989	Siran Stacy, Alabama	11	18	0	0	108	9.8
1990	Greg Burke, Tennessee	12	0	50	19	107	8.9
1991	Arden Czyzewski, Florida	11	0	44	11	77	7.0
1992	Garrison Hearst, Georgia	11	21	0	0	126	11.5



RECORDS AND RESULTS

1993	John Becksvoort, Tennessee	11	0	59	12	95	8.6
1994	Judd Davis, Florida	12	0	107	14	107	8.9
1995	Stephen Davis, Auburn	11	17	0	0	102	9.3
	Moe Williams, Kentucky	11	17	0	0	102	9.3
1996	Reidel Anthony, Florida	12	18	1	0	110	9.2
1997	Kevin Faulk, LSU	9	15	0	0	90	10.0
1998	Kevin Faulk, LSU	11	17	0	0	102	9.3
	Shaun Alexander, Alabama	11	17	0	0	102	9.3
1999	Shaun Alexander, Alabama	11	24	0	0	144	13.1
2000	Deuce McAllister, Ole Miss	11	17	0	0	102	9.3
2001	Jeff Chandler, Florida	10	0	46	19	103	10.3
2002	Billy Bennett, Georgia	14	0	52	26	130	9.3
2003	Jonathan Nichols, Ole Miss	13	0	49	25	125	9.5
2004	Matt Leach, Florida	12	0	49	13	88	7.3
2005	Brandon Coutu, Georgia	13	0	45	23	114	8.8
2006	James Wilhoit, Tennessee	13	0	42	18	96	7.4
2007	Tim Tebow, Florida	13	23	0	0	138	10.6
2008	Percy Harvin, Florida	12	17	0	0	102	8.5
2009	Leigh Tiffin, Alabama	14	0	42	30	132	9.4
2010	Vick Ballard, Mississippi State	12	20	0	0	120	10.0
2011	Trent Richardson, Alabama	13	24	0	0	144	11.1
2012	Johnny Manziel, Texas A&M	13	21	0	0	126	9.7
2013	Tre Mason, Auburn	14	25	0	0	150	10.7
2014	Marshall Morgan, Georgia	13	0	67	16	115	8.8
2015	Leonard Fournette, LSU	12	23	0	0	138	11.5
2016	Daniel Carlson, Auburn	13	1	44	28	134	10.3

1996	Bill Marinangel, Vanderbilt	77	3586	46.6
1997	Chad Kessler, LSU	39	1961	50.3
1998	Daniel Pope, Alabama	66	2901	43.9
1999	Corey Gibbs, LSU	57	2452	43.0
2000	Alan Rhine, Florida	47	2035	43.3
2001	Glenn Pakulak, Kentucky	56	2492	44.5
2002	Glenn Pakulak, Kentucky	66	3008	45.6
2003	Dustin Colquitt, Tennessee	68	3081	45.3
2004	Jared Cook, Mississippi State	49	2143	43.7
2005	Kody Bliss, Auburn	44	1975	44.9
2006	Kody Bliss, Auburn	47	2149	45.7
2007	Patrick Fisher, LSU	59	2627	44.5
2008	Tim Mashay, Kentucky	53	2397	45.2
2009	Drew Butler, Georgia	56	2691	48.1
2010	Tyler Campbell, Ole Miss	60	2782	46.4
2011	Dylan Breeding, Arkansas	53	2400	45.3
2012	Kyle Christy, Florida	66	3023	45.8
2013	Drew Kaser, Texas A&M	44	2085	47.4
2014	JK Scott, Alabama	55	2640	48.0
2015	Drew Kaser, Texas A&M	60	2848	47.5
2016	Johnny Townsend, Florida	64	3065	47.9

PUNTING (RANKED ON AVERAGE)

Year	Player & School	Punts	Yards	Avg
1948	Rip Collins, LSU	66		41.3
1949	Fred Montsdeoca, Florida	62		41.6
1951	Bobby Wilson, Alabama	33		41.9
1952	Rick Casares, Florida	23		41.4
1953	Zeke Bratkowski, Georgia	50		42.6
1954	Don Chandler, Florida	21		42.9
1955	Don Chandler, Florida	22		44.3
1956	Bob Gordon, Tennessee	14		47.1
1957	Bob Gordon, Tennessee	40		42.7
1958	Bobby Walden, Georgia	44		45.3
1959	Bobby Joe Green, Florida	54		44.9
1960	Bobby Walden, Georgia	38	1657	43.6
1961	Hank Lesesne, Vanderbilt	41	1703	41.5
1962	George Canale, Tennessee	53	2218	41.8
1963	Joe Kilgore, Auburn	51	2106	41.3
1964	Frank Lambert, Ole Miss	50	2205	44.1
1965	Richard McGraw, Mississippi State	48	2014	42.0
1966	Ron Widby, Tennessee	48	2104	43.8
1967	Eddie Ray, LSU	52	2228	42.8
1968	Julian Fagan, Ole Miss	75	3120	41.6
1969	Spike Jones, Georgia	71	3092	43.5
1970	Frank Mann, Alabama	46	1880	40.9
1971	Greg Gantt, Alabama	47	1967	41.9
1972	Greg Gantt, Alabama	44	1875	42.6
1973	Greg Gantt, Alabama	25	1217	48.7
1974	Neil Clabo, Tennessee	64	2757	43.1
1975	Clyde Baumgarner, Auburn	49	2004	40.9
1976	Craig Colquitt, Tennessee	59	2510	42.5
1977	Jim Miller, Ole Miss	66	3029	45.9
1978	Jim Miller, Ole Miss	76	3283	43.2
1979	Jim Miller, Ole Miss	53	2362	44.6
1980	Jim Arnold, Vanderbilt	72	3180	44.2
1981	Malcolm Simmons, Alabama	60	2637	43.9
1982	Jimmy Colquitt, Tennessee	46	2156	46.9
1983	Paul Calhoun, Kentucky	69	2981	43.2
1984	Ricky Anderson, Vanderbilt	58	2793	48.2
1985	Lewis Colbert, Auburn	57	2610	45.8
1986	Bill Smith, Ole Miss	57	2522	44.3
1987	Matt DeFrank, LSU	33	1373	41.6
1988	Kent Elmore, Tennessee	41	1818	44.3
1989	Rene Bourgeois, LSU	39	1715	44.0
1990	Joey Chapman, Tennessee	45	1885	41.9
1991	Shayne Edge, Florida	46	1991	43.3
1992	Todd Jordan, Mississippi State	52	2267	43.6
1993	Terry Daniel, Auburn	51	2393	46.9
1994	Terry Daniel, Auburn	53	2358	44.5
1995	Chad Kessler, LSU	47	2072	44.1

KICKOFF RETURNS

Year	Player (School)	Ret	Yds	TD	Avg
1959	Calvin Bird, Kentucky	14	426	1	30.4
1960	Calvin Bird, Kentucky	14	344	-	24.5
1961	Larry McIntire, Tulane	15	352	-	23.5
1962	Jerry Graves, Tulane	21	513	-	24.4
1963	Roger Bird, Kentucky	11	332	-	30.2
1964	Dan Bland, Mississippi State	20	558	1	27.9
1965	Dan Bland, Mississippi State	20	449	0	24.9
1966	Marcus Rhoden, Mississippi State	26	572	1	22.0
1967	Dave Strong, Vanderbilt	28	577	0	20.6
1968	David Smith, Mississippi State	27	590	0	21.9
1969	Doug Mathews, Vanderbilt	26	607	0	23.3
1970	Jeff Peebles, Vanderbilt	33	646	0	19.6
1971	Doug Kotar, Kentucky	24	589	1	24.5
1972	Doug Nettles, Vanderbilt	23	566	0	24.6
1973	Walter Packer, Mississippi State	26	547	0	21.0
1974	Gene Washington, Georgia	28	669	0	23.9
1975	Robert Dow, LSU	23	598	0	26.0
1976	Robert Dow, LSU	20	499	0	24.9
1977	James Brooks, Auburn	27	654	0	24.2
1978	Lindsay Scott, Georgia	20	529	1	26.5
1979	James Brooks, Auburn	21	577	0	27.5
1980	Glen Young, Mississippi State	19	525	1	27.6
1981	Eric Martin, LSU	18	526	1	29.2
1982	Willie Gault, Tennessee	23	549	1	23.9
1983	Randall Morris, Tennessee	15	447	0	29.8
1984	Marc Logan, Kentucky	11	289	0	26.2
1985	Willie Goodloe, Ole Miss	22	506	0	23.0
1986	J.R. Ambrose, Ole Miss	13	353	1	27.2
1987	Sam Martin, LSU	17	459	0	27.0
1988	Anthony Morgan, Tennessee	24	580	0	24.2
1989	Arthur Marshall, Georgia	16	445	0	27.8
1990	Dale Carter, Tennessee	17	507	1	29.8
1991	Larry Kennedy, Florida	12	331	0	27.6
1992	David Butler, LSU	21	531	0	25.3
1993	Billy Williams, Tennessee	13	369	0	28.4
1994	Eric Moulds, Mississippi State	13	426	0	32.8
1995	Reidel Anthony, Florida	19	472	1	24.8
1996	John Avery, Ole Miss	17	473	2	27.8
1997	Boo Williams, South Carolina	18	527	2	29.3
1998	Craig Yeast, Kentucky	14	410	1	29.3
1999	Leonard Scott, Tennessee	20	540	1	27.0
2000	Ray Perkins, Vanderbilt	14	344	0	24.6
2001	Jason Armstead, Ole Miss	19	524	1	27.6
2002	Derek Abney, Kentucky	30	804	2	26.8
2003	Derek Abney, Kentucky	32	772	0	24.1
2004	Tyrone Prothro, Alabama	17	452	1	26.6
2005	Felix Jones, Arkansas	17	543	1	31.9
2006	Tristan Davis, Auburn	28	756	0	27.0
2007	Felix Jones, Arkansas	22	652	2	29.6
2008	Tristan Davis, Auburn	24	657	2	27.4
2009	D. Washington, Auburn	16	497	1	31.1
2010	Pa. Peterson, LSU	32	932	0	29.1

RECORDS AND RESULTS

2011	Tre Mason, Auburn	24	633	1	26.4
2012	Cordarrelle Patterson, Tennessee	24	671	1	28.0
2013	Solomon Patton, Florida	22	642	1	29.2
2014	Marcus Murphy, Missouri	17	504	2	29.6
2015	Evan Berry, Tennessee	21	804	3	38.3
2016	Justin Evans, Texas A&M	15	428	0	28.5

PUNT RETURNS

Year	Player (School)	Ret	Yds	TD	Avg.
1959	Billy Cannon, LSU	15	221	1	14.7
1960	Bill Jackson, Georgia	9	191	-	21.2
1961	Darrell Cox, Kentucky	21	281	-	13.4
1962	Cotton Clark, Alabama	15	243	-	12.8
1963	Joe Labruzzo, LSU	9	215	-	28.1
1964	Wayne Swinford, Georgia	34	343	0	10.1
1965	Marcus Rhoden, Mississippi State	19	413	3	21.7
1966	Dicky Lyons, Kentucky	25	419	2	16.8
1967	Jimmy Carter, Auburn	38	473	2	12.4
1968	Jake Scott, Georgia	35	440	1	12.6
1969	Bobby Majors, Tennessee	38	457	2	12.0
1970	Craig Burns, LSU	21	339	2	16.1
1971	Buzy Rosenberg, Georgia	35	438	2	12.8
1972	Eddie Brown, Tennessee	42	429	0	10.2
1973	Mike Fuller, Auburn	20	381	0	19.1
1974	Mike Fuller, Auburn	30	502	3	16.7
1975	Willie Shelby, Alabama	45	396	1	8.8
1976	Mark Mitchell, Georgia	20	233	0	11.6
1977	Mike Siganos, Kentucky	43	308	0	7.2
1978	Richard Blackmore, Mississippi State	11	155	0	14.1
1979	Roland James, Tennessee	19	243	1	12.8
1980	Scott Woerner, Georgia	31	488	1	15.7
1981	Glen Young, Mississippi State	19	307	2	16.2
1982	Lionel James, Auburn	25	394	0	15.8
1983	Timmy Moffett, Ole Miss	17	238	1	14.0
1984	Ricky Nattiel, Florida	22	346	1	15.7
1985	Brian Williams, Kentucky	20	223	1	11.1
1986	Thomas Woods, Tennessee	18	203	0	11.3
1987	Nathaniel Lewis, Georgia	14	194	1	13.9
1988	Chuck Carswell, Georgia	31	388	0	12.5
1989	Chris Tolbert, Kentucky	16	212	1	13.3
1990	Tony James, Mississippi State	23	341	2	14.8
1991	David Palmer, Alabama	24	386	3	16.1
1992	Jeff Brothers, Vanderbilt	20	246	0	12.3
1993	Shawn Summers, Tennessee	18	255	1	14.2
1994	Nilo Silvan, Tennessee	15	272	0	18.1
1995	Eddie Kennison, LSU	19	253	0	13.3
1996	Kevin Faulk, LSU	24	375	1	15.6
1997	Jacquez Green, Florida	27	392	2	14.5
1998	Kevin Prentiss, Mississippi State	26	339	1	13.0
1999	Kendrick Shanklin, Kentucky	16	216	1	13.5
2000	Lito Sheppard, Florida	22	307	2	14.0
2001	Domanick Davis, LSU	19	263	1	13.8
2002	Derek Abney, Kentucky	36	544	4	15.1
2003	Skyler Green, LSU	25	462	2	18.5
2004	Thomas Flowers, Georgia	16	242	0	15.1
2005	Rafael Little, Kentucky	21	355	0	16.9
2006	Mikey Henderson, Georgia	25	367	2	14.7
2007	Brandon James, Florida	14	254	1	18.1
2008	Robert Dunn, Auburn	15	240	1	16.0
2009	Trindon Holliday, LSU	20	362	1	18.1
2010	Pa. Peterson, LSU	26	418	2	16.1
2011	Joe Adams, Arkansas	19	321	4	16.9
2012	Ace Sanders, South Carolina	28	429	2	15.3
2013	Christian Jones, Alabama	23	321	2	14.0
2014	Quan Bray, Auburn	15	22	2	18.1
2015	Christian Kirk, Texas A&M	14	341	2	24.4
2016	Christian Kirk, Texas A&M	13	282	3	21.7

INTERCEPTIONS

Year	Player (School)	INT
1960	Bobby Bethune, Mississippi State	6
	Bryant Harvard, Auburn	6
1961	Jimmy Burson, Auburn	4
	Darrell Cox, Kentucky	4
	Tommy Neck, LSU	4
	Johnny Robinson, LSU	4
1962	Mailon Faircloth, Tennessee	5
1963	Bruce Bennett, Florida	6
1964	David Malone, Vanderbilt	6
1965	Terry Beadles, Kentucky	6

	Lynn Hughes, Georgia	6
	Bobby Johns, Alabama	6
	Jerry Joseph, LSU	6
1966	Gerald Warfield, Ole Miss	8
1967	Mike Jones, Tennessee	7
1968	Jake Scott, Georgia	10
1969	Buddy McClinton, Auburn	9
1970	Bobby Majors, Tennessee	10
1971	Steve Higginbotham, Alabama	7
1972	Harry Harrison, Ole Miss	9
1973	Thomas Wingfield, Vanderbilt	8
1974	Randy Talbot, Florida	7
1975	Ralph Oaks, Vanderbilt	7
1976	Henry Davison, Mississippi State	5
	Dave Hayden, Kentucky	5
	Steve Jackson, LSU	5
1977	James McKinney, Auburn	5
1978	Chris Williams, LSU	8
1979	Jeff Hipp, Georgia	6
1980	Jeff Hipp, Georgia	8
1981	Jeremiah Castille, Alabama	5
	Bruce Vaughan, Florida	5
1982	Terry Hoage, Georgia	12
1983	Roger Clark, Ole Miss	4
	Eugene Daniel, LSU	4
	Charles Davis, Tennessee	4
	Bruge Vaughan, Florida	4
1984	Paul Calhoun, Kentucky	7
1985	Chris White, Tennessee	9
1986	Chris Carrier, LSU	6
1987	Todd Sandroni, Ole Miss	7
1988	Greg Jackson, LSU	7
	Todd Sandroni, Ole Miss	7
1989	Ben Smith, Georgia	10
1990	Will White, Florida	7
1991	George Teague, Alabama	6
1992	Antonio Langham, Alabama	6
	George Teague, Alabama	6
1993	Alundis Brice, Ole Miss	7
	Antonio Langham, Alabama	7
1994	Brian Robinson, Auburn	8
1995	Spencer Brown, Arkansas	5
	Kevin Jackson, Alabama	5
1996	Kevin Jackson, Alabama	7
1997	Cedric Donaldson, LSU	7
1998	Robert Bean, Mississippi State	5
	Deon Grant, Tennessee	5
	Zac Painter, Arkansas	5
	Kirby Smart, Georgia	5
1999	Deon Grant, Tennessee	9
2000	Lito Sheppard, Florida	6
	Tim Wansley, Georgia	6
2001	Karlos Dansby, Auburn	5
	Damien James, LSU	5
2002	Corey Webster, LSU	7
2003	Keiwan Ratliff, Florida	9
2004	Junior Rosegreen, Auburn	6
	Ko Simpson, South Carolina	6
2005	Tim Jennings, Georgia	4
	Jeramie Johnson, Mississippi State	4
	Jonathan Joseph, South Carolina	4
	Vickiel Vaughn, Arkansas	4
2006	Ryan Smith, Florida	8
2007	Rashad Johnson, Alabama	6
	D.J. Moore, Vanderbilt	6
	Craig Steltz, LSU	6
2008	Eric Berry, Tennessee	7
	Ahmad Black, Florida	7
2009	Mark Barron, Alabama	7
2010	Robert Lester, Alabama	8
2011	Bacarri Rambo, Georgia	8
2012	Ha Ha Clinton-Dix, Alabama	5
	Byron Moore, Tennessee	5
	Darius Slay, Mississippi State	5
2013	Cody Prewitt, Ole Miss	6
2014	Senquez Golson, Ole Miss	10
2015	Dominick Sanders, Georgia	6
	Eddie Jackson, Alabama	6
2016	Minkah Fitzpatrick, Alabama	6



RECORDS AND RESULTS

2016 NATIONAL COLLEGE FOOTBALL ATTENDANCE FOR ALL NCAA MEN'S VARSITY TEAMS

	TOTAL TEAMS	GAMES OR SESSIONS	2016 ATTENDANCE	AVERAGE	CHANGE IN TOTAL	CHANGE IN AVG.
Home Attendance, Division I-FBS	128	808	34,800,919	43,070	-300,747	-426
FBS Neutral-Site Attendance		26	1,615,187	62,123	488,789	-455
FBS Bowl Game Attendance#		41	1,710,424	41,718	-86,074	-2,099
NCAA DIVISION I-FBS TOTALS	128	*873	38,073,667	43,612	115,746	-321
Home Attendance, Division I-FCS	122	641	5,009,424	7,815	-93,936	0
FCS Neutral-Site Attendance^		13	450,109	34,624	3,849	2,748
FCS Championship Game		1	14,423	14,423	-7,413	-7,413
NCAA DIVISION I-FCS TOTALS	122	655	5,473,956	8,357	-97,500	17
NCAA DIVISION I TOTALS	250	1,528	43,547,623	28,500	18,246	86
Home Attendance, NCAA Division II	170	911	3,027,650	3,323	208,915	178
Division II Neutral-Site Attendance^		18	179,854	9,992	11,751	-515
Division II Championship Game		1	9,576	9,576	-6,605	-6,605
NCAA DIVISION II TOTALS	*170	*930	*3,217,080	3,459	214,061	170
Home Attendance, NCAA Division III	244	1,227	2,402,873	1,958	53,831	45
Division III Neutral-Site Attendance^		8	9,080	1,135	5,996	364
Division III Championship Game		1	3,476	3,476	-1,867	-1,867
NCAA DIVISION III TOTALS	*244	*1,236	2,415,429	1,954	57,960	42
Home Attendance, Reclassifying Teams	4	23	135,725	5,901	-32,376	-325
NATIONAL TOTALS FOR 2016	*668	3,717	49,315,857	13,268	257,891	27

* Record.
 # Bowl attendance also includes two games that were also counted in "home" attendance (New Mexico Bowl at New Mexico and Hawaii Bowl at Hawaii).
 ^ Championship Games counted separately.
 CHAMPIONSHIP TOURNAMENTS: The total attendance for the Division I FCS Tournament was 192,034 for an 8,349 average over 23 games, the Division II Tournament was 100,869 for a 3,736 average over 27 games and the Division III Tournament was 52,754 for a 1,702 average over 31 games.

2016 NCAA DIVISION I FBS ATTENDANCE TEAM LEADERS

Rank	School	G	Attendance	Average	Rank	School	G	Attendance	Average
1.	Michigan	.8	883,741	110,468	16.	Wisconsin	.6	476,144	79,357
2.	Ohio St.	.7	750,944	107,278	17.	South Carolina	.7	538,441	76,920
3.	Texas A&M	.7	713,418	101,917	18.	Florida St.	.6	460,801	76,800
4.	Alabama	.7	712,747	101,821	19.	Michigan St.	.7	522,666	74,667
5.	LSU	.7	708,618	101,231	20.	Iowa	.7	487,591	69,656
6.	Tennessee	.7	706,776	100,968	21.	Arkansas	.7	487,067	69,581
7.	Penn St.	.7	701,800	100,257	22.	Southern California	.6	410,755	68,459
8.	Texas	.6	587,283	97,881	23.	UCLA	.6	404,751	67,459
9.	Georgia	.6	556,476	92,746	24.	Ole Miss	.7	454,368	64,910
10.	Nebraska	.7	631,402	90,200	25.	Washington	.7	452,123	64,589
11.	Florida	.5	439,229	87,846	26.	Virginia Tech	.6	378,259	63,043
12.	Auburn	.8	695,498	86,937	27.	Miami (FL)	.6	351,434	58,572
13.	Oklahoma	.6	521,142	86,857	28.	BYU	.6	351,413	58,569
14.	Clemson	.7	566,787	80,970	29.	Mississippi St.	.6	349,904	58,317
15.	Notre Dame	.6	484,770	80,795	30.	Texas Tech	.6	349,498	58,250

2016 NCAA DIVISION I FCS ATTENDANCE TEAM LEADERS

Rank	School	G	Attendance	Average	Rank	School	G	Attendance	Average
1.	Montana	.6	152,261	25,377	16.	Southern U.	.4	54,711	13,678
2.	James Madison	.8	158,754	19,844	17.	Youngstown St.	.8	99,508	12,439
3.	Florida A&M	.4	78,839	19,710	18.	Prairie View	.4	48,777	12,194
4.	Jackson St.	.5	98,298	19,660	19.	UNI	.5	60,613	12,123
5.	North Dakota St.	.9	167,002	18,556	20.	The Citadel	.6	70,363	11,727
6.	Montana St.	.6	107,442	17,907	21.	Mercer	.5	56,186	11,237
7.	Jacksonville St.	.7	123,030	17,576	22.	McNeese	.6	63,058	10,510
8.	Delaware	.5	82,390	16,478	23.	Western Caro.	.5	52,323	10,465
9.	Liberty	.6	98,259	16,377	24.	William & Mary	.5	50,838	10,168
10.	Grambling	.2	32,669	16,335	25.	Illinois St.	.6	60,937	10,156
11.	Harvard	.5	73,709	14,742	26.	South Carolina St.	.4	40,593	10,148
12.	N.C. A&T	.5	72,360	14,472	27.	Missouri St.	.5	50,485	10,097
13.	Alcorn	.5	71,716	14,343	28.	North Dakota	.6	59,665	9,944
14.	Tennessee St.	.4	55,113	13,778	29.	SFA	.5	49,239	9,848
15.	South Dakota St.	.7	96,268	13,753	30.	Norfolk St.	.5	48,717	9,743

2016 DIVISION I FOOTBALL ALL GAMES ATTENDANCE

Rank	School	G	Attendance	Rank	School	G	Attendance	Rank	School	G	Attendance
1.	Alabama	15	1,365,657	11.	Florida	13	1,037,498	21.	Arkansas	13	846,843
2.	Michigan	13	1,260,897	12.	Georgia	13	1,030,318	22.	Michigan St.	12	833,229
3.	Tennessee	13	1,248,060	13.	Wisconsin	14	1,009,017	23.	Ole Miss	12	825,571
4.	Ohio St.	13	1,220,416	14.	Oklahoma	13	954,971	24.	Iowa	13	817,440
5.	Texas A&M	13	1,175,229	15.	Texas	12	922,103	25.	Washington	14	812,156
6.	Penn St.	14	1,167,449	16.	Southern California	13	881,102	26.	Kentucky	13	811,628
7.	LSU	12	1,098,072	17.	South Carolina	13	880,595	27.	Missouri	12	791,501
8.	Auburn	13	1,070,171	18.	Notre Dame	12	877,110	28.	Colorado	14	774,356
9.	Clemson	15	1,058,626	19.	Florida St.	13	864,386	29.	Mississippi St.	13	759,062
10.	Nebraska	13	1,047,833	20.	Virginia Tech	14	858,883	30.	West Virginia	13	753,343

RECORDS AND RESULTS

NATIONAL ATTENDANCE LEADERS

1959

	G	Att.	Avg.
3. LSU	7	408,727	58,390

1960

	G	Att.	Avg.
7. LSU	6	318,899	53,150

1961

	G	Att.	Avg.
3. LSU	6	381,409	63,651

1962

	G	Att.	Avg.
3. LSU	6	397,701	66,284

1963

	G	Att.	Avg.
2. LSU	6	396,846	66,141

1964

	G	Att.	Avg.
4. LSU	6	380,687	63,448

1965

	G	Att.	Avg.
4. LSU	7	457,733	65,390

1966

	G	Att.	Avg.
4. LSU	6	386,098	64,350

1967

	G	Att.	Avg.
4. LSU	7	454,101	64,872
10. Florida	6	355,496	59,249

1968

	G	Att.	Avg.
5. LSU	6	396,774	66,129
8. Tennessee	6	373,550	62,258

1969

	G	Att.	Avg.
7. LSU	6	388,461	64,744
9. Alabama	4	242,932	60,733
10. Georgia	6	360,417	60,070

1970

	G	Att.	Avg.
9. LSU	7	436,823	62,403

1971

	G	Att.	Avg.
5. LSU	7	463,491	66,213
8. Alabama	5	313,652	62,370

1972

	G	Att.	Avg.
5. Tennessee	6	409,188	68,198
7. LSU	7	470,078	67,154
9. Alabama	9	572,372	63,597

1973

	G	Att.	Avg.
5. LSU	7	474,108	67,730
6. Tennessee	7	460,641	65,806
8. Alabama	5	316,548	63,310

1974

	G	Att.	Avg.
5. Tennessee	8	929,127	66,141
6. LSU	6	395,587	65,931
9. Alabama	7	442,661	63,237

1975

	G	Att.	Avg.
5. Tennessee	7	508,724	72,674
9. LSU	6	386,171	64,362
10. Alabama	7	435,583	62,226

1976

	G	Att.	Avg.
3. Tennessee	7	564,922	80,703
7. LSU	7	452,921	64,703

1977

	G	Att.	Avg.
3. Tennessee	7	582,979	83,283
7. Alabama	5	323,166	64,333
9. LSU	7	445,433	63,633
10. Florida	6	375,814	62,636

1978

	G	Att.	Avg.
3. Tennessee	8	627,881	78,422
6. LSU	6	446,392	74,398

1979

	G	Att.	Avg.
3. Tennessee	6	512,139	85,357
8. LSU	7	507,984	72,569

1980

	G	Att.	Avg.
2. Tennessee	8	709,193	88,649
7. LSU	6	444,703	74,117
9. Alabama	7	494,662	70,666

1981

	G	Att.	Avg.
2. Tennessee	6	558,996	93,166
5. Georgia	6	484,162	80,694
8. LSU	7	513,850	73,407

1982

	G	Att.	Avg.
2. Tennessee	6	561,102	93,517
5. Georgia	6	490,080	81,680
6. LSU	7	537,012	76,716
9. Florida	7	535,432	73,855

1983

	G	Att.	Avg.
2. Tennessee	7	659,059	94,151
4. Georgia	7	574,898	82,128
6. LSU	7	535,432	76,490
9. Auburn	7	524,065	74,866

1984

	G	Att.	Avg.
2. Tennessee	7	654,602	93,515
6. LSU	6	467,746	77,958
7. Georgia	6	466,884	77,814

1985

	G	Att.	Avg.
2. Tennessee	7	658,690	94,099
5. Georgia	7	567,888	81,127
9. LSU	6	454,182	75,697

1986

	G	Att.	Avg.
2. Tennessee	7	643,317	91,902
5. Georgia	6	477,573	79,596
7. LSU	7	546,471	78,067
9. Florida	7	528,188	75,455

1987

	G	Att.	Avg.
5. Georgia	6	476,614	79,436
6. Auburn	7	551,276	78,754
7. LSU	7	541,238	77,320

1988

	G	Att.	Avg.
2. Tennessee	6	551,677	91,946
6. Georgia	6	481,406	80,234
7. LSU	6	464,006	77,334
10. Florida	7	517,019	73,860

1989

	G	Att.	Avg.
2. Tennessee	7	666,540	95,220
5. Auburn	7	569,975	81,425
6. Georgia	6	481,038	80,173
10. Florida	7	526,827	75,261

1990

	G	Att.	Avg.
2. Tennessee	6	563,502	93,917
5. Auburn	7	577,556	82,508
6. Georgia	6	489,210	81,535
9. Alabama	6	438,258	73,043

1991

	G	Att.	Avg.
2. Tennessee	6	578,389	96,398
5. Florida	6	506,729	84,455
6. Georgia	7	577,922	82,560
7. Auburn	7	552,155	78,879
9. Alabama	6	453,094	75,516

1992

	G	Att.	Avg.
2. Tennessee	6	575,544	95,924
5. Florida	7	586,626	83,804
6. Georgia	6	499,162	83,194
8. Alabama	7	537,264	76,752
10. Auburn	7	510,549	72,936



RECORDS AND RESULTS

1993

	G	Att.	Avg.
2. Tennessee	7	667,280	95,326
5. Florida	6	507,072	84,512
6. Auburn	7	567,506	81,072
7. Georgia	6	468,457	78,076
8. Alabama	7	529,765	75,681

1994

	G	Att.	Avg.
3. Tennessee	6	573,821	95,637
5. Florida	7	596,986	85,284
6. Georgia	6	488,633	81,439
7. Auburn	7	569,013	81,288

1995

	G	Att.	Avg.
2. Tennessee	7	662,857	94,694
5. Florida	6	510,832	85,139
6. Georgia	6	503,687	83,948
7. Auburn	7	568,266	81,181

1996

	G	Att.	Avg.
2. Tennessee	6	632,509	105,418
5. Florida	6	512,424	85,404
6. Auburn	7	577,278	82,468
7. South Carolina	6	477,208	79,535
8. LSU	7	556,631	79,519
9. Georgia	6	475,630	79,272

1997

	G	Att.	Avg.
1. Tennessee	6	639,227	106,538
5. Florida	6	512,775	85,463
6. Auburn	6	501,267	83,545
7. Georgia	6	494,375	82,396
9. LSU	7	561,016	80,145
10. South Carolina	6	480,041	80,007

1998

	G	Att.	Avg.
2. Tennessee	6	641,484	106,914
5. Georgia	6	513,710	85,618
6. Florida	6	511,792	85,299
7. Alabama	7	578,693	82,670
8. Auburn	7	567,773	81,110
10. LSU	6	481,739	80,290

1999

	G	Att.	Avg.
2. Tennessee	7	747,873	106,839
5. Georgia	6	516,702	86,117
6. Florida	6	512,960	85,494
7. Alabama	7	582,563	83,223
9. Auburn	7	566,333	80,904
10. Notre Dame	7	560,084	80,012

2000

	G	Att.	Avg.
2. Tennessee	6	645,567	107,595
5. LSU	7	614,704	87,815
6. Florida	6	511,518	85,253
7. Georgia	6	506,922	84,487
8. Alabama	6	502,622	83,770
10. Auburn	6	491,433	81,906

2001

	G	Att.	Avg.
3. Tennessee	6	641,059	106,843
5. LSU	7	633,439	90,491
6. Georgia	6	519,120	86,520
7. Auburn	6	512,691	85,449
8. Florida	6	512,590	85,432
11. South Carolina	7	578,295	82,614

2002

	G	Att.	Avg.
3. Tennessee	7	746,936	106,705
5. LSU	7	632,147	90,307
6. Georgia	7	605,640	86,520
7. Florida	7	596,296	85,185
8. Auburn	7	580,600	82,943
9. Alabama	7	579,999	82,857
10. South Carolina	6	492,828	82,138

2003

	G	Att.	Avg.
3. Tennessee	7	728,553	105,038
5. Georgia	6	552,000	92,058
6. LSU	7	641,200	90,974
7. Florida	6	531,288	90,177
8. Auburn	7	602,441	85,203

2004

	G	Att.	Avg.
2. Tennessee	7	746,507	106,644
5. Georgia	6	556,476	92,746
6. LSU	7	638,462	91,209
7. Florida	6	530,453	88,409

2005

	G	Att.	Avg.
2. Tennessee	6	645,558	107,593
5. Georgia	6	556,476	92,746
6. LSU	6	549,480	91,580
8. Florida	6	542,435	90,406
10. Auburn	7	589,124	84,160

2006

	G	Att.	Avg.
3. Tennessee	7	740,521	105,789
5. Georgia	7	649,222	92,746
6. LSU	8	737,696	92,212
7. Alabama	8	737,104	92,138
9. Florida	7	632,866	90,409

2007

	G	Att.	Avg.
4. Tennessee	7	727,426	103,918
5. Georgia	7	649,222	92,746
6. LSU	7	648,334	92,619
7. Alabama	7	644,966	92,138
8. Florida	7	632,715	90,388

2008

	G	Att.	Avg.
4. Tennessee	7	710,136	101,448
6. Georgia	6	556,476	92,746
7. LSU	7	739,065	92,383
8. Alabama	7	644,966	92,138
8. Florida	7	633,807	90,544
10. Auburn	7	608,482	86,915

2009

	G	Att.	Avg.
5. Tennessee	8	793,760	99,220
6. Georgia	6	556,476	92,746
7. LSU	7	647,420	92,489
8. Alabama	7	644,084	92,012
9. Florida	7	634,446	90,635

2010

	G	Att.	Avg.
4. Alabama	7	712,747	101,821
6. Tennessee	7	698,465	99,781
7. Georgia	6	556,476	92,746
8. LSU	7	649,023	92,718
9. Florida	7	633,579	90,511
10. Auburn	8	688,692	86,087

2011

	G	Att.	Avg.
3. Alabama	7	712,747	101,821
6. Tennessee	8	757,136	94,642
7. LSU	6	557,210	92,868
8. Georgia	6	555,676	92,613
9. Florida	7	623,429	89,061

2012

	G	Att.	Avg.
3. Alabama	7	712,052	101,722
6. Georgia	7	648,922	92,703
7. LSU	8	741,005	92,626
8. Tennessee	7	629,752	89,965
10. Florida	7	613,182	87,597

2013

	G	Att.	Avg.
3. Alabama	7	710,538	101,505
6. Tennessee	7	669,087	95,584
7. Georgia	6	556,476	92,746
8. LSU	7	639,927	91,418
10. Florida	6	524,638	87,440

2014

	G	Att.	Avg.
2. Texas A&M	6	630,735	105,123
4. LSU	7	712,063	101,723
6. Alabama	7	710,736	101,534
7. Tennessee	7	698,276	99,754
9. Georgia	7	649,222	92,746

2015

	G	Att.	Avg.
3. Texas A&M	7	725,354	103,622
4. LSU	6	612,026	102,004
5. Alabama	7	707,786	101,112
6. Tennessee	7	704,088	100,584
8. Georgia	7	649,222	92,746
9. Florida	7	630,457	90,065

2016

	G	Att.	Avg.
3. Texas A&M	7	713,418	101,917
4. Alabama	7	712,747	101,821
5. LSU	7	708,618	101,231
6. Tennessee	7	706,776	100,968
9. Georgia	6	556,476	92,746

RECORDS AND RESULTS

CONFERENCE ATTENDANCE LEADERS

1981					
	TEAM	GAMES	ATTENDANCE	AVERAGE	
	Big Ten	10	60	3,818,728	63,645
	SEC	10	61	3,846,492	63,057
	Big 8	8	50	2,559,480	51,190
	Pac 10	10	59	2,772,237	46,987
	SWC	9	54	2,232,757	41,347
	ACC	7	40	1,589,152	39,729
	WAC	9	51	1,443,515	28,304

1982					
	TEAM	GAMES	ATTENDANCE	AVERAGE	
	Big Ten	10	59	3,935,722	66,707
	SEC	10	66	4,206,507	63,735
	Big 8	8	48	2,377,389	49,529
	Pac 10	10	59	2,745,676	46,537
	SWC	9	52	2,226,009	42,808
	ACC	8	41	1,706,451	41,621
	WAC	9	53	1,605,684	30,296

1983						
	TEAMS	GAMES	ATTENDANCE	PCT/CAPACITY	AVERAGE	
	Big Ten	10	59	3,710,931	94.1	67,471
	SEC	10	65	4,214,702	98.5	64,842
	Big 8	8	49	2,398,184	85.7	48,943
	Pac 10	10	58	2,740,406	72.2	47,248
	ACC	8	49	2,087,800	88.6	42,608
	SWC	9	56	2,292,540	69.3	40,938
	WAC	9	52	1,567,062	62.1	30,136

1984						
	TEAMS	GAMES	ATTENDANCE	PCT/CAPACITY	AVERAGE	
	Big Ten	10	58	3,943,802	94.1	67,997
	SEC	10	63	4,007,351	97.0	63,609
	Big 8	8	45	2,247,010	86.7	49,934
	Pac 10	10	63	2,976,655	70.7	47,248
	ACC	8	46	1,998,274	88.9	43,441
	SWC	9	53	2,177,507	70.2	41,085
	WAC	9	55	1,741,793	69.6	31,669

1985						
	TEAMS	GAMES	ATTENDANCE	PCT/CAPACITY	AVERAGE	
	Big Ten	10	60	4,015,693	93.9	66,928
	SEC	10	63	4,017,104	95.8	63,764
	Pac 10	10	56	2,665,356	72.8	47,596
	Big 8	8	54	2,504,509	81.6	46,380
	ACC	8	48	2,029,574	86.4	42,283
	SWC	9	51	2,077,717	68.8	40,740
	WAC	9	55	1,744,123	67.3	31,711

1986						
	TEAMS	GAMES	ATTENDANCE	PCT/CAPACITY	AVERAGE	
	Big Ten	10	61	4,006,845	92.8	65,686
	SEC	10	69	4,351,832	94.3	63,070
	Pac 10	10	59	2,856,910	73.0	48,422
	Big 8	8	49	2,242,082	80.4	45,757
	ACC	8	45	1,848,949	86.3	41,088
	SWC	9	53	2,006,663	64.3	37,862
	WAC	9	51	1,748,857	74.3	34,291

1987						
	TEAMS	GAMES	ATTENDANCE	PCT/CAPACITY	AVERAGE	
	Big Ten	10	61	3,990,524	90.7	65,418
	SEC	10	64	4,117,046	94.1	64,329
	Pac 10	10	57	2,866,723	73.0	50,293
	Big 8	8	49	2,182,199	80.2	44,535
	ACC	8	47	1,970,198	84.2	41,919
	SWC	8	48	1,859,454	65.2	38,739
	WAC	9	54	1,927,572	77.0	35,696

1988						
	TEAMS	GAMES	ATTENDANCE	PCT/CAPACITY	AVERAGE	
	SEC	10	62	3,912,241	91.3	63,101
	Big Ten	10	59	3,714,231	88.2	62,953
	Pac 10	10	60	3,058,637	74.4	50,977
	Big 8	8	49	2,184,333	77.9	44,578
	ACC	8	47	1,911,949	84.0	40,680
	SWC	8	46	1,774,120	65.4	38,568
	WAC	9	54	1,795,735	73.0	33,254

1989						
	TEAMS	GAMES	ATTENDANCE	PCT/CAPACITY	AVERAGE	
	SEC	10	63	4,123,005	94.5	65,445
	Big Ten	10	59	3,492,647	83.5	59,197
	Pac 10	10	60	3,006,176	71.1	50,103
	Big 8	8	49	2,362,465	84.3	48,214
	ACC	8	49	2,010,317	84.3	41,027
	SWC	9	51	1,914,608	67.8	37,541
	WAC	9	55	1,844,999	71.9	33,545

1990						
	TEAMS	GAMES	ATTENDANCE	PCT/CAPACITY	AVERAGE	
	SEC	10	66	4,215,400	93.3	63,870
	Big Ten	10	60	3,533,504	82.6	58,892
	Pac 10	10	58	2,872,173	73.7	49,520
	Big 8	8	49	2,257,825	79.9	46,078
	ACC	8	47	1,988,781	88.3	42,314
	SWC	9	53	2,087,248	69.8	39,382
	WAC	9	55	1,784,807	70.6	32,451

1991						
	TEAMS	GAMES	ATTENDANCE	PCT/CAPACITY	AVERAGE	
	SEC	10	61	4,063,190	95.5	66,610
	Big Ten	10	61	3,674,654	83.1	60,240
	Pac 10	10	59	2,851,991	70.4	48,339
	Big 8	8	49	2,308,238	81.6	47,107
	ACC	8	51	2,257,413	89.3	44,263
	SWC	9	50	2,062,309	72.8	41,246
	Big East	8	47	1,788,611	69.7	38,056
	WAC	9	55	1,883,861	73.0	34,252

1992						
	TEAMS	GAMES	ATTENDANCE	PCT/CAPACITY	AVERAGE	
	SEC	12	76	4,844,014	93.5	63,737
	Big Ten	10	60	3,600,410	82.4	60,007
	Big 8	8	47	2,247,907	82.3	47,828
	Pac 10	10	60	2,825,401	70.8	47,090
	ACC	9	53	2,332,674	89.9	44,013
	Big East	8	48	1,847,269	70.7	38,485
	SWC	8	47	1,697,152	64.1	36,110
	WAC	10	60	2,111,587	77.6	35,193

1993						
	TEAMS	GAMES	ATTENDANCE	PCT/CAPACITY	AVERAGE	
	Big Ten	11	68	4,320,397	85.9	63,535
	SEC	12	78	4,897,564	91.9	62,789
	Pac-10	10	57	2,731,361	69.8	47,919
	Big 8	8	48	2,126,247	78.4	44,297
	ACC	9	54	2,379,045	86.2	44,056
	Big East	8	47	1,787,843	72.6	38,039
	SWC	8	45	1,587,652	62.6	35,281



RECORDS AND RESULTS

1994

	TEAMS	GAMES	ATTENDANCE	PCT/CAPACITY	AVERAGE
Big Ten	11	67	4,452,839	89.85	66,460
SEC	12	77	4,891,615	94.45	63,527
Big 8	8	46	2,194,545	84.40	47,708
Pac-10	10	59	2,785,373	73.36	47,210
ACC	9	51	2,248,700	87.52	44,092
Big East	8	46	1,902,096	73.93	41,350
SWC	8	43	1,588,955	65.36	36,952

1995

	TEAMS	GAMES	ATTENDANCE	PCT/CAPACITY	AVERAGE
Big Ten	11	68	4,592,499	91.4	67,537
SEC	12	76	4,827,834	93.6	63,524
Big 8	8	50	2,414,804	86.5	48,296
Pac-10	10	57	2,680,510	69.1	47,026
ACC	9	51	2,329,868	87.7	45,684
SWC	8	43	1,653,888	61.6	38,463
Big East	8	44	1,679,043	68.4	31,533

1996

	TEAMS	GAMES	ATTENDANCE	PCT/CAPACITY	AVERAGE
Big Ten	11	64	4,321,276	91.08	67,520
SEC	12	75	4,847,380	94.24	64,632
Big 12	12	69	3,549,474	89.21	51,442
Pac 10	10	58	2,761,006	71.78	47,604
ACC	9	50	2,203,849	85.27	44,077
Big East	8	47	1,825,870	68.60	38,848
WAC	16	91	2,615,219	63.72	28,739

1997

	TEAMS	GAMES	ATTENDANCE	PCT/CAPACITY	AVERAGE
Big Ten	11	70	4,744,211	89.8	67,774
SEC	12	76	5,005,126	91.1	65,857
Big 12	12	71	3,640,692	85.1	51,277
Pac-10	10	60	2,891,522	71.3	48,192
ACC	9	52	2,333,784	86.6	44,880
Big East	8	46	1,657,056	60.8	36,023
WAC	16	92	2,758,817	62.7	29,987

1998

	TEAMS	GAMES	ATTENDANCE	PCT/CAPACITY	AVERAGE
SEC	12	73	5,059,534	99.9	69,309
Big Ten	11	65	4,354,383	90.8	66,991
Big 12	12	71	3,661,740	83.7	51,574
Pac-10	10	60	3,024,262	75.3	50,404
ACC	9	51	2,330,879	79.2	45,704
Big East	8	48	1,914,957	71.7	39,895
WAC	16	91	2,594,194	58.8	28,508

1999

	TEAMS	GAMES	ATTENDANCE	PCT/CAPACITY	AVERAGE
SEC	12	78	5,500,664	100.4	70,521
Big Ten	11	70	4,701,095	90.9	67,159
Big 12	12	72	3,904,491	93.8	54,229
Pac-10	10	59	2,857,994	73.4	48,441
ACC	9	51	2,298,711	85.7	45,073
Big East	8	46	1,837,478	71.6	39,945
Mountain West	8	43	1,489,527	79.7	34,640

2000

	TEAMS	GAMES	ATTENDANCE	PCT/CAPACITY	AVERAGE
SEC	12	71	5,143,777	94.8	72,448
Big Ten	11	67	4,591,153	93.2	68,525
Big 12	12	74	3,995,338	91.2	53,991
Atlantic Coast	9	54	2,653,816	88.6	49,145
Pac-10	10	61	2,987,809	73.6	48,980
Big East	8	49	2,030,230	73.8	41,433
Mountain West	8	44	1,419,326	71.0	32,257

2001

	TEAMS	GAMES	ATTENDANCE	PCT/CAPACITY	AVERAGE
SEC	12	77	5,554,032	97.9	72,130
Big Ten	11	66	4,640,167	92.8	70,306
Big 12	12	76	4,232,596	93.2	55,692
Atlantic Coast	9	56	2,776,904	90.4	49,588
Pac-10	10	58	2,821,866	73.2	48,653
Big East	8	49	1,943,695	71.3	39,667
Mountain West	8	45	1,441,394	72.2	32,031

2002

	TEAMS	GAMES	ATTENDANCE	PCT/CAPACITY	AVERAGE
SEC	12	83	6,085,156	96.7	73,315
Big Ten	11	78	5,499,439	93.1	70,505
Big 12	12	79	4,593,104	97.3	56,705
Atlantic Coast	9	58	2,944,936	92.6	50,350
Pac-10	10	66	3,292,112	75.0	49,880
Big East	8	53	2,332,544	79.1	44,010
Mountain West	8	46	1,544,788	75.7	34,329

2003

	TEAMS	GAMES	ATTENDANCE	PCT/CAPACITY	AVERAGE
SEC	12	85	6,146,890	97.1	74,059
Big Ten	11	75	5,264,867	92.0	70,198
Big 12	12	81	4,565,288	92.6	56,362
Atlantic Coast	9	58	3,012,392	90.8	51,938
Pac-10	10	62	3,199,732	77.4	51,608
Big East	8	51	2,390,358	80.3	46,870
Mountain West	8	49	1,607,660	65.0	32,809

2004

	TEAMS	GAMES	ATTENDANCE	PCT/CAPACITY	AVERAGE
SEC	12	77	5,719,678	95.9	74,282
Big Ten	11	66	4,591,722	91.5	69,572
Big 12	12	72	4,126,492	94.9	57,312
Pac-10	10	58	3,229,666	82.5	55,684
Atlantic Coast	11	66	3,678,508	96.3	55,735
Big East	7	41	1,549,992	72.1	37,805
Mountain West	8	46	1,619,810	79.6	35,213

2005

	TEAMS	GAMES	ATTENDANCE	PCT/CAPACITY	AVERAGE
SEC	12	77	5,751,917	97.6	74,700
Big Ten	11	69	5,007,067	93.9	72,566
Big 12	12	72	4,204,574	95.0	58,397
Atlantic Coast	12	72	3,762,511	90.7	52,257
Pac-10	10	60	3,448,759	84.9	57,479
Big East	8	46	1,812,406	83.5	39,400
Mountain West	9	48	1,693,216	78.6	35,275

2006

	TEAMS	GAMES	ATTENDANCE	PCT/CAPACITY	AVERAGE
SEC	12	87	6,586,408	96.5	75,706
Big Ten	11	75	5,223,202	92.5	69,643
Big 12	12	83	4,894,337	94.6	58,968
Pac-10	10	64	3,604,124	87.6	56,314
Atlantic Coast	12	85	4,499,567	90.1	52,936
Big East	8	52	2,030,211	78.2	39,043
Mountain West	9	54	1,769,390	74.4	32,766

2007

	TEAMS	GAMES	ATTENDANCE	AVERAGE	CHANGE
SEC	12	89	6,687,342	75,139	-567
Big Ten	11	76	5,408,019	71,158	1,515
Big 12	12	80	4,875,289	60,941	1,973
Pacific-10	10	66	3,825,116	57,956	1,404
Atlantic Coast	12	77	4,141,590	53,787	851
Big East	8	53	2,197,190	41,456	2,413
Mountain West	9	55	1,866,531	33,937	1,171

RECORDS AND RESULTS

2008					
	TEAMS	GAMES	ATTENDANCE	AVERAGE	CHANGE
SEC	12	83	6,378,085	76,844	1,705
Big Ten	11	77	5,399,659	70,125	-1,033
Big 12	12	84	5,288,296	62,956	2,015
Pacific-10	10	65	3,727,738	57,350	-606
Atlantic Coast	12	83	4,377,168	52,737	-1,050
Independents	3	19	965,235	50,802	-976
Big East	8	52	2,243,553	43,145	1,689
Mountain West	9	56	1,793,151	32,021	-1,916
Conference-USA	12	71	1,925,391	27,118	-548
Western Athletic	9	55	1,346,134	24,475	1,461
Sun Belt	8	41	761,942	18,584	2,210
Mid-American	13	73	1,221,054	16,727	-607

2009					
	TEAMS	GAMES	ATTENDANCE	AVERAGE	CHANGE
SEC	12	86	6,560,738	76,288	-556
Big Ten	11	77	5,526,237	71,769	1,644
Big 12	12	82	5,155,739	62,875	-81
Pacific-10	10	64	3,467,899	54,186	-3,164
ACC	12	81	4,151,171	51,249	-1,488
Big East	8	53	2,374,604	44,804	1,659
Mountain West	9	55	1,826,091	33,202	1,181
Conference USA	12	73	1,941,825	26,600	-518
Western Athletic	9	53	1,205,690	22,749	-1,726
Sun Belt	9	49	806,687	16,463	-2,121
Mid-American	13	74	1,133,434	15,317	-1,410
Independents	3	19	923,915	48,627	-2,175

2010					
	TEAMS	GAMES	ATTENDANCE	AVERAGE	CHANGE
SEC	12	85	6,521,151	76,719	432
Big Ten	11	76	5,480,023	72,106	336
Big 12	12	83	5,226,903	62,975	100
Pacific-10	10	62	3,336,793	53,819	-367
Atlantic Coast	12	79	4,067,984	51,493	244
Big East	8	53	2,386,461	45,028	224
Mountain West	9	54	1,861,071	34,464	1,263
Conference USA	12	76	2,162,509	28,454	1,854
Western Athletic	9	58	1,356,797	23,393	644
Sun Belt	9	48	862,502	17,969	1,506
Mid-American	13	74	1,155,099	15,609	293
Independents	3	17	887,165	52,186	3,559

2011					
	TEAMS	GAMES	ATTENDANCE	AVERAGE	CHANGE
SEC	12	84	6,369,898	75,832	-887
Big Ten	12	85	6,072,276	71,439	-667
Big 12	10	66	4,175,464	63,265	290
Pac 12	12	76	3,970,939	52,249	-1,570
Atlantic Coast	12	83	4,266,723	51,406	-87
Big East	8	55	2,407,109	43,766	-1,262
Mountain West	8	49	1,422,734	29,035	-5,429
Conference USA	12	70	1,855,609	26,509	-1,945
Western Athletic	8	47	959,117	20,407	-2,986
Sun Belt	9	51	978,824	19,193	1,224
Mid-American	13	79	1,345,570	17,033	1,423
Independent	4	22	1,212,962	55,135	2,948

2012					
	TEAMS	GAMES	ATTENDANCE	AVERAGE	CHANGE
SEC	#14	99	7,478,304	75,538	-294
Big Ten	12	84	5,883,372	70,040	-1,398
Big 12	10	66	3,894,266	59,004	-4,261
Pac-12	12	79	4,240,632	53,679	1,430
Atlantic Coast	12	80	3,992,779	49,910	-1,497
Big East	8	49	1,920,052	39,185	-4,581
Mountain West	10	63	1,630,930	25,888	-3,148
Conference USA	12	76	1,948,544	25,639	-870
Sun Belt	9	51	*1,008,084	19,766	574
Western Athletic	5	29	488,486	16,844	-3,562
Mid-American	12	71	1,102,346	15,526	-1,507

2013					
	TEAMS	GAMES	ATTENDANCE	AVERAGE	CHANGE
Southeastern #	14	100	**7,567,406	75,674	136
Big Ten	12	87	*6,127,526	70,431	391
Big 12	10	66	3,887,362	58,899	-105
Pac-12	12	80	*4,289,553	53,619	-59
Atlantic Coast #	14	97	*4,848,265	49,982	72
American #	10	65	2,191,285	33,712	--
Mountain West #	12	75	1,955,995	26,080	192
Conference USA #	13	73	1,570,248	21,510	-4,128
Sun Belt #	7	38	754,659	19,859	93
Mid-American #	13	74	1,238,660	16,739	1,213
Independents #	6	34	1,385,905	40,762	-10,862

2014					
	TEAMS	GAMES	ATTENDANCE	AVERAGE	CHANGE
SEC	14	100	**7,769,362	**77,694	2,020
Big Ten#	14	96	6,419,447	66,869	-3,562
Big 12	10	65	3,776,610	58,102	-797
Pac-12	12	78	4,110,783	52,702	-917
Atlantic Coast#	14	94	4,727,318	50,291	309
American#	11	69	2,014,334	29,193	-4,519
Mountain West	12	74	*1,868,773	25,254	-826
Conference USA#	12	72	1,472,759	20,455	-1,055
Sun Belt#	9	52	951,296	18,294	-1,565
Mid-American	13	76	1,172,750	15,431	-1,308
Independents#	4	24	1,269,175	52,882	12,120

2015					
	TEAMS	GAMES	ATTENDANCE	AVERAGE	CHANGE
SEC	14	99	**7,784,376	**78,630	936
Big Ten	14	99	*6,534,801	66,008	-861
Big 12	10	66	3,784,920	57,347	-755
Pac-12	12	79	4,098,519	51,880	-822
Atlantic Coast	14	92	4,511,055	49,033	-1,258
American#	12	76	*2,419,994	31,842	2,649
Mountain West	12	76	1,814,910	23,880	-1,374
Conference USA#	12	70	1,426,548	20,379	-76
Sun Belt#	11	63	*1,101,365	17,482	-812
Mid-American	13	78	1,194,683	15,316	-115
Independent#	3	18	1,021,907	56,773	3,891

2016					
	TEAMS	GAMES	ATTENDANCE	AVERAGE	CHANGE
SEC	14	97	7,518,208	77,507	-1,123
Big Ten	14	98	6,482,761	66,151	143
Big 12	10	66	3,797,046	57,531	184
Pac-12	12	77	3,855,634	50,073	-1,807
Atlantic Coast	14	91	4,525,797	49,734	701
American	12	77	*2,434,050	31,611	-231
Mountain West	12	76	1,833,973	24,131	251
Conference USA#	13	80	1,587,928	19,849	-530
Sun Belt	11	63	*1,137,573	18,057	575
Mid-American#	12	72	1,180,137	16,391	1,075
Independent	4	23	1,086,509	47,240	-9,533

** All conferences record.

* Conference record.

Different alignment than in prior year.



RECORDS AND RESULTS

SOUTHEASTERN CONFERENCE INDIVIDUAL RECORDS

TOTAL OFFENSE PLAYS

GAME:

1.	78—	Whit Taylor, Vanderbilt vs. Georgia (20 rushes, 58 passes).....	1982
2.	74—	Tim Couch, Kentucky vs. LSU (8 rushes, 66 passes).....	1997
	74—	Dusty Bonner, Kentucky vs. Louisville (12 rushes, 62 passes).....	1999
	74—	Kenny Hill, Texas A&M vs. Mississippi State (12 rushes, 62 passes).....	2014
5.	73—	Eric Zeier, Georgia vs. Florida (8 rushes, 65 passes).....	1993
	73—	Tim Couch, Kentucky vs. Arkansas (6 rushes, 67 passes).....	1998
	73—	Johnny Manziel, Texas A&M vs. LSU (17 rushes, 56 pass).....	2012
8.	72—	André Woodson, Kentucky vs. Tennessee (10 rushes, 62 passes).....	2007
9.	71—	Dusty Bonner, Kentucky vs. Tennessee (21 rushes, 50 passes).....	1999
10.	70—	Peyton Manning, Tennessee vs. Florida (5 rushes, 65 passes).....	1996
	70—	Dak Prescott, Mississippi State vs. Alabama (22 rushes, 48 passes).....	2014
	70—	Chad Kelly, Ole Miss vs. Auburn (11 rushes, 59 passes).....	2016

SEASON:

1.	637—	Dak Prescott, Mississippi State (160 rushes, 477 passes).....	2015
2.	635—	Jared Lorenzen, Kentucky (76 rushes, 559 passes).....	2000
	635—	Johnny Manziel, Texas A&M (201 rushes, 434 passes).....	2012
4.	617—	Tim Couch, Kentucky (64 rushes, 553 passes).....	1998
5.	613—	Tim Couch, Kentucky (66 rushes, 547 passes).....	1997
6.	606—	Dak Prescott, Mississippi State (210 rushes, 396 passes).....	2014
7.	587—	André Woodson, Kentucky (69 rushes, 518 passes).....	2007
8.	576—	Dusty Bonner, Kentucky (111 rushes, 465 passes).....	1999
9.	573—	Johnny Manziel, Texas A&M (144 rush, 429 pass).....	2013
10.	568—	Jay Cutler, Vanderbilt (106 rushes, 462 passes).....	2005
	568—	Bo Wallace, Ole Miss (131 rushes, 437 passes).....	2013

CAREER:

1.	1,793—	Jared Lorenzen, Kentucky (279 rushes, 1,574 passes).....	2000-03
2.	1,769—	Chris Leak, Florida (311 rushes, 1,458 passes).....	2003-06
3.	1,764—	Aaron Murray, Georgia (286 rushes, 1,478 passes).....	2010-13
4.	1,702—	Dak Prescott, Mississippi State (534 rushes, 1168 passes).....	2012-15
5.	1,695—	Jay Cutler, Vanderbilt (453 rushes, 1,242 passes).....	2002-05
6.	1,687—	Tim Tebow, Florida (692 rushes, 995 passes).....	2006-09
7.	1,644—	David Greene, Georgia (204 rushes, 1,440 passes).....	2001-04
8.	1,581—	Bo Wallace, Ole Miss (395 rushes, 1,186 passes).....	2012-14
9.	1,560—	Eric Zeier, Georgia (158 rushes, 1,402 passes).....	1991-94
10.	1,534—	Peyton Manning, Tennessee (153 rushes, 1,381 passes).....	1994-97

YARDS GAINED

GAME:

1.	576—	Johnny Manziel, Texas A&M vs. Louisiana Tech (181 rushing, 395 passing).....	2012
2.	562—	Johnny Manziel, Texas A&M vs. Alabama (98 rushing, 464 passing).....	2013
3.	557—	Johnny Manziel, Texas A&M vs. Arkansas (104 rushing, 453 passing).....	2012
4.	554—	Dak Prescott, Mississippi State vs. Arkansas (146 rushing, 508 passing).....	2015
5.	540—	Archie Manning, Ole Miss vs. Alabama (104 rushing, 436 passing).....	1969
	540—	Rohan Davey, LSU vs. Alabama (12 rushing, 528 passing).....	2001
7.	536—	Nick Fitzgerald, Mississippi State vs. Samford (119 rushing, 417 passing).....	2016
8.	533—	Tim Tebow, Florida vs. Cincinnati (51 rushing, 482 passing).....	2009
9.	527—	Eric Zeier, Georgia vs. Southern Miss (-17 rushing, 544 passing).....	1993
10.	525—	Jared Lorenzen, Kentucky vs. Georgia (-3 rushing, 528 passing).....	2000
11.	521—	Whit Taylor, Vanderbilt vs. Tennessee (57 rushing, 464 passing).....	1981
12.	517—	Chris Nickson, Vanderbilt vs. Kentucky (71 rushing, 446 passing).....	2006
13.	516—	Johnny Manziel, Texas A&M vs. Oklahoma (229 rushing, 287 passing).....	2012
	516—	Kenny Hill, Texas A&M vs. South Carolina (5 rushing, 511 passing).....	2014
15.	512—	Steve Taneyhill, So. Caro. vs. Mississippi State (39 rushing, 473 passing).....	1995
16.	508—	Peyton Manning, Tennessee vs. Kentucky (-15 rushing, 523 passing).....	1997
17.	505—	Nick Marshall, Auburn vs. Alabama (49 rush, 456 passing).....	2014
	505—	Chad Kelly, Ole Miss vs. Auburn (40 rushing, 465 passing).....	2016
19.	502—	Johnny Manziel, Texas A&M vs. Auburn (48 rushing, 454 passing).....	2013
20.	500—	Dak Prescott, Mississippi State vs. Georgia Tech (47 rushing, 453 passing).....	2014

SEASON:

1.	5,116—	Johnny Manziel, Texas A&M (1,410 rushing, 3,706 passing).....	2012
2.	4,873—	Johnny Manziel, Texas A&M (759 rushing, 4,114 passing).....	2013
3.	4,542—	Chad Kelly, Ole Miss (500 rushing, 4,042 passing).....	2015
4.	4,435—	Dak Prescott, Mississippi State (986 rushing, 3,449 passing).....	2014

5.	4,381—	Dak Prescott, Mississippi State (588 rushing, 3,793 passing).....	2015
6.	4,327—	Cam Newton, Auburn (1,473 rushing, 2,854 passing).....	2010
7.	4,181—	Tim Tebow, Florida (895 rushing, 3,286 passing).....	2007
8.	4,151—	Tim Couch, Kentucky (-124 rushing, 4,275 passing).....	1998
9.	3,904—	Rex Grossman, Florida (8 rushing, 3,896 passing).....	2001
10.	3,827—	Jared Lorenzen, Kentucky (140 rushing, 3,687 passing).....	2000
11.	3,825—	Aaron Murray, Georgia (-68 rushing, 3,893 passing).....	2012
12.	3,798—	Nick Fitzgerald, Mississippi State (1,375 rushing, 2,423 passing).....	2016
13.	3,795—	Ryan Mallett, Arkansas (-74 rushing, 3,869 passing).....	2010
14.	3,789—	Ryan Mallett, Arkansas (-30 rushing, 3,819 passing).....	1997
15.	3,759—	Tim Couch, Kentucky (-125 rushing, 3,884 passing).....	1997
16.	3,701—	Bo Wallace, Ole Miss (355 rushing, 3,346 passing).....	2013
17.	3,635—	Tyler Wilson (-3 rushing, 3,638 passing).....	2011
18.	3,595—	Ryan Mallett, Arkansas (-29 rushing, 3,624 passing).....	2009
19.	3,572—	Eli Manning, Ole Miss (-28 rushing, 3,600 passing).....	2003
20.	3,547—	Brandon Allen, Arkansas (107 rushing, 3,440 passing).....	2015

CAREER:

1.	13,562—	Aaron Murray, Georgia (396 rush, 13,562).....	2010-13
2.	12,232—	Tim Tebow, Florida (2,947 rushing, 9,285 passing).....	2006-09
3.	11,897—	Dak Prescott, Mississippi State (2,521 rushing, 9,376 passing).....	2012-15
4.	11,380—	Chris Leak, Florida (137 rushing, 11,213 passing, 30 receiving).....	2003-06
5.	11,270—	David Greene, Georgia (-258 rushing, 11,528 passing).....	2001-04
6.	11,020—	Peyton Manning, Tennessee (-181 rushing, 11,201 passing).....	1994-97
7.	10,841—	Eric Zeier, Georgia (-312 rushing, 11,153 passing).....	1991-94
8.	10,637—	Jared Lorenzen, Kentucky (279 rushing, 10,354 passing).....	2000-03
9.	10,500—	Danny Wuerffel, Florida (-375 rushing, 10,875 passing).....	1993-96
10.	10,478—	Bo Wallace, Ole Miss (944 rushing, 9,534 passing).....	2012-14
11.	9,989—	Eli Manning, Ole Miss (-130 rushing, 10,119 passing).....	2000-03
	9,989—	Johnny Manziel, Texas A&M (2,169 rushing, 7,820 passing).....	2012-13
13.	9,953—	Jay Cutler, Vanderbilt (1,256 rushing, 8,697 passing).....	2002-05
14.	9,577—	Casey Clausen, Tennessee (-130 rushing, 9,707 passing).....	2000-03
15.	9,241—	Shane Matthews, Florida (-46 rushing, 9,287 passing).....	1989-92

YARDS PER GAME

SEASON:

1.	393.5—	Johnny Manziel, Texas A&M (1,410 rushing, 3,706 passing, 13 games).....	2012
2.	377.4—	Tim Couch, Kentucky (-124 rush, 4,275 pass, 11 games).....	1998
3.	374.8—	Johnny Manziel, Texas A&M (759 rush, 4,114 pass, 13 games).....	2013
4.	354.2—	Rex Grossman, Florida (8 rush, 3,896 pass, 11 games).....	2001
5.	349.4—	Chad Kelly, Ole Miss (500 rushing, 4,042 passing, 13 games).....	2015
6.	347.9—	Jared Lorenzen, Kentucky (140 rush, 3,687 pass, 11 games).....	2000
7.	343.3—	Chad Kelly, Ole Miss (332 rush, 2,758 pass, 9 games).....	2016
8.	341.7—	Tim Couch, Kentucky (-125 rush, 3,884 pass, 11 games).....	1997
9.	341.2—	Dak Prescott, Mississippi State (986 rush, 3,449 passing, 35 rec., 13 games).....	2014
10.	337.0—	Dak Prescott, Mississippi State (588 rushing, 3,793 passing, 13 games).....	2015

CAREER:

1.	384.2—	Johnny Manziel, Texas A&M (9,989 in 26 games).....	2012-13
2.	346.9—	Chad Kelly, Ole Miss (7,632 in 22 games).....	2015-16
3.	284.2—	Ryan Mallett, Arkansas (7,393 in 26 games).....	2009-10
4.	281.4—	Tim Couch, Kentucky (8,160 yards in 29 games).....	1996-98
5.	268.7—	Bo Wallace, Ole Miss (10,478 in 39 games).....	2012-14
6.	264.0—	Shane Matthews, Florida (9,241 yards in 35 games).....	1989-92
7.	260.8—	Aaron Murray, Georgia (13,562 yards in 52 games).....	2010-13
8.	258.0—	Rex Grossman, Florida (9,031 yards in 35 games).....	2000-02
9.	250.5—	Peyton Manning, Tennessee (11,020 yards in 44 games).....	1994-97
10.	247.9—	Dak Prescott, Mississippi State (11,897 yards in 48 games).....	2012-15

YARDS PER PLAY

GAME: (Min. 10 plays)

1.	21.4—	Eagle Day, Ole Miss vs. Villanova (10 for 214).....	1954
2.	19.9—	Parker Hall, Ole Miss vs. Sewanee (10 for 199).....	1938

GAME: (Min. 20 plays)

1.	16.10—	Jay Cutler, Vanderbilt vs. Furman (20 for 322).....	2002
2.	15.55—	Matt Mauck, LSU vs. Louisiana Tech (20 for 311).....	2003
3.	15.25—	Ryan Mallett, Arkansas vs. Georgia (27 for 412).....	2009
4.	15.00—	Jason Campbell, Auburn vs. Arkansas (20 for 300).....	2004
5.	14.59—	JaMarcus Russell, LSU vs. Mississippi State (22 for 321).....	2006

RECORDS AND RESULTS

6.	14.54—	Ryan Mallett, Arkansas vs. Mississippi State (22 for 312)	2009
7.	14.18—	Derrick Taite, Mississippi State vs. Tulane (33 for 468)	1994
8.	14.15—	Eli Manning, Ole Miss vs. Arkansas State (20 for 283)	2002
9.	14.03—	Rex Grossman, Florida vs. LSU (33 for 463)	2001
10.	14.00—	Chris Leak, Florida vs. Middle Tennessee State (23 for 322)	2004
11.	13.78—	Ryan Mallett, Arkansas vs. Troy (28 for 386)	2009
12.	13.52—	Tim Tebow, Florida vs. Western Kentucky (25 for 338)	2007
13.	13.42—	Kenny Hill, Texas A&M vs. SMU (24 for 322)	2014
14.	13.17—	Eric Zeier, Georgia vs. Texas Tech (23 for 303)	1993

GAME: (Min. 40 plays)

1.	11.9—	Tim Couch, Kentucky vs. Louisville (42 for 498)	1998
2.	11.54—	Jared Lorenzen, Kentucky vs. Vanderbilt (42 for 485)	2001
3.	11.49—	Rohan Davey, LSU vs. Alabama (47 for 540)	2001
4.	10.8—	Eric Zeier, Georgia vs. Southern Miss. (49 for 527)	1993
5.	10.7—	Johnny Manziel, Texas A&M vs. Arkansas (51 for 557)	2012
6.	10.6—	Johnny Manziel, Texas A&M vs. Alabama (53 for 562)	2013
	10.6—	Chad Kelly, Ole Miss vs. Arkansas (45 for 478)	2015
8.	10.3—	Mike Bobo, Georgia vs. Georgia Tech (41 for 421)	1997
9.	10.1—	Dameyune Craig, Auburn vs. Louisiana Tech (40 for 405)	1997
	10.1—	Johnny Manziel, Texas A&M vs. Oklahoma (51 for 576)	2012

GAME: (Min. 50 plays)

1.	10.7—	Johnny Manziel, Texas A&M vs. Arkansas (52 for 557)	2012
2.	10.6—	Johnny Manziel, Texas A&M vs. Alabama (53 for 562)	2013
3.	10.1—	Johnny Manziel, Texas A&M vs. Oklahoma (51 for 576)	2012
4.	10.0—	Steve Taneyhill, South Carolina vs. Mississippi State (51 for 512)	1995
5.	9.9—	Nick Fitzgerald, Mississippi State vs. Samford (54 for 536)	2016
6.	9.8—	Chris Nickson, Vanderbilt vs. Kentucky (53 for 517)	2006
	9.8—	Johnny Manziel, Texas A&M vs. Louisiana Tech (59 for 576)	2012
7.	9.3—	Johnny Manziel, Texas A&M vs. Mississippi State (53 for 493)	2013
8.	9.2—	Eric Zeier, Georgia vs. South Carolina (54 for 494)	1994
10.	9.02—	Nick Marshall, Auburn vs. Alabama (56 for 505)	2014

SEASON: (Min. 300 plays)

1.	9.10—	Rex Grossman, Florida (429 for 3,904)	2001
2.	8.60—	Aaron Murray, Georgia (445 for 3,825)	2012
3.	8.57—	Pat Sullivan, Auburn (333 for 2,856)	1970
4.	8.50—	Johnny Manziel, Texas A&M (573 for 4,873)	2013
5.	8.42—	Danny Wuerffel, Florida (371 for 3,125)	1995
6.	8.34—	Ryan Mallett, Arkansas (455 for 3,795)	2010
7.	8.33—	Danny Wuerffel, Florida (423 for 3,525)	1996
8.	8.33—	Brandon Allen, Arkansas (426 for 3,547)	2015
9.	8.32—	Jason Campbell, Auburn (328 for 2,730)	2004
10.	8.30—	JaMarcus Russell, LSU (394 for 3,271)	2006

CAREER: (Min. 900 plays)

1.	8.30—	Johnny Manziel, Texas A&M (1,208 for 9,989)	2012-13
2.	8.04—	Ryan Mallett, Arkansas (919 for 7,390)	2009-10
3.	7.84—	Chad Kelly, Ole Miss (974 for 7,632)	2015-16
4.	7.75—	Danny Wuerffel, Florida (1,355 for 10,500)	1993-96
5.	7.69—	Aaron Murray, Georgia (1,764 for 13,562)	2010-13
6.	7.38—	Matt Jones, Arkansas (1,137 for 8,392)	2001-04
7.	7.35—	Rex Grossman, Florida (1,229 for 9,031)	2000-02
8.	7.30—	Tyler Wilson, Arkansas (1,058 for 3,394)	2008-12
9.	7.25—	Tim Tebow, Florida (1,687 for 12,232)	2006-09
10.	7.18—	Peyton Manning, Tennessee (1,534 for 11,020)	1994-97
11.	7.16—	JaMarcus Russell, LSU (936 for 6,704)	2004-06
12.	7.04—	Matthew Stafford, Georgia (1,128 for 7,944)	2006-08
13.	7.03—	Pat Sullivan, Auburn (974 for 6,844)	1969-71
14.	6.99—	Dak Prescott, Mississippi State (1,702 for 11,897)	2012-15
15.	6.95—	Eric Zeier, Georgia (1,560 for 10,841)	1991-94
16.	6.89—	Jason Campbell, Auburn (1,103 for 7,606)	2001-04
17.	6.86—	David Greene, Georgia (1,644 for 11,270)	2001-04
18.	6.72—	Doug Johnson, Florida (1,007 for 6,765)	1996-99
19.	6.70—	Eli Manning, Ole Miss (1,491 for 9,989)	2000-03
20.	6.63—	Bo Wallace, Ole Miss (1,581 for 10,478)	2012-14

TOUCHDOWN RESPONSIBILITY

GAME:

1.	7—	Showboat Boykin, Ole Miss vs. Mississippi State (all rushing)	1951
	7—	Terry Dean, Florida vs. New Mexico State (all passing)	1994
	7—	Danny Wuerffel, Florida vs. Tennessee (1 rushing, 6 passing)	1995
	7—	Doug Johnson, Florida vs. Central Michigan (all passing)	1997
	7—	Tim Couch, Kentucky vs. Northeast Louisiana (1 rushing, 6 passing)	1997

	7—	Tim Couch, Kentucky vs. Indiana (all passing)	1997
	7—	Tim Couch, Kentucky vs. Louisville (all passing)	1998
	7—	Tim Tebow, Florida vs. South Carolina (5 rushing, 2 passing)	2007
	7—	Erik Ainge, Tennessee vs. Kentucky (all passing)	2007
	7—	Brandon Allen, Arkansas vs. Mississippi State (all passing)	2015
	7—	Dak Prescott, Mississippi State vs. Arkansas (2 rushing, 5 passing)	2015
	7—	Nick Fitzgerald, Mississippi State vs. Samford (2 rushing, 5 passing)	2016
13.	6—	by 20 players [Latest: Nick Fitzgerald, Mississippi State vs. Arkansas, 2016]	

SEASON:

1.	55—	Tim Tebow, Florida (23 rushing, 32 passing)	2007
2.	51—	Cam Newton, Auburn (20 rushing, 30 passing, 1 receiving)	2010
3.	47—	Johnny Manziel, Texas A&M (21 rushing, 26 passing)	2012
4.	46—	Johnny Manziel, Texas A&M (9 rushing, 37 passing)	2013
5.	43—	André Woodson, Kentucky (3 rushing, 40 passing)	2007
6.	42—	Tim Tebow, Florida (12 rushing, 30 passing)	2008
7.	41—	Danny Wuerffel, Florida (2 rushing, 39 passing)	1996
	41—	Dak Prescott, Mississippi State (14 rushing, 27 passing)	2014
	41—	Chad Kelly, Ole Miss (10 rushing, 31 passing)	2015
10.	40—	Tim Couch, Kentucky (3 rushing, 37 passing)	1997
11.	39—	Peyton Manning, Tennessee (3 rushing, 36 passing)	1997
	39—	Rex Grossman, Florida (5 rushing, 34 passing)	2001
	39—	Aaron Murray, Georgia (3 rushing, 36 passing)	2012
	39—	Dak Prescott, Mississippi State (10 rushing, 29 passing)	2015
15.	37—	Danny Wuerffel, Florida (2 rushing, 35 passing)	1995
	37—	Tim Couch, Kentucky (1 rushing, 36 passing)	1998
	37—	Aaron Murray, Georgia (35 passing, 2 receiving)	2011
	37—	Nick Fitzgerald, Mississippi State (16 rushing, 21 passing)	2016
19.	36—	Ryan Mallett, Arkansas (4 rushing, 32 passing)	2010
20.	35—	Tim Tebow, Florida (14 rushing, 21 passing)	2009

CAREER:

1.	145—	Tim Tebow, Florida (57 rushing, 88 passing)	2006-09
2.	137—	Aaron Murray, Georgia (16 rushing, 121 passing)	2010-13
3.	122—	Danny Wuerffel, Florida (8 rushing, 114 passing)	1993-96
4.	114—	Dak Prescott, Mississippi State (41 rushing, 70 passing, 3 receiving)	2012-15
5.	101—	Peyton Manning, Tennessee (12 rushing, 89 passing)	1994-97
	101—	Chris Leak, Florida (13 rushing, 88 passing)	2003-06
7.	93—	Johnny Manziel, Texas A&M (30 rushing, 63 passing)	2012-13
8.	90—	Jared Lorenzen, Kentucky (12 rushing, 78 passing)	2000-03
9.	86—	Eli Manning, Ole Miss (5 rushing, 81 passing)	2000-03
10.	84—	André Woodson, Kentucky (5 rushing, 79 passing)	2004-07
11.	83—	Rex Grossman, Florida (6 rushing, 77 passing)	2000-02
12.	82—	Shane Matthews, Florida (7 rushing, 74 passing, 1 receiving)	1989-92
	82—	Bo Wallace, Ole Miss (19 rushing, 62 passing, 1 receiving)	2012-14
14.	81—	Casey Clausen, Tennessee (6 rushing, 75 passing)	2000-03
15.	80—	AJ McCarron, Alabama (3 rushing, 77 passing)	2010-13
16.	78—	Tim Couch, Kentucky (4 rushing, 74 passing)	1996-98
17.	77—	David Greene, Georgia (5 rushing, 72 passing)	2001-04
18.	76—	Jay Cutler, Vanderbilt (17 rushing, 59 passing)	2002-05
19.	74—	Connor Shaw, South Carolina (17 rushing, 56 passing, 1 receiving)	2010-13
20.	73—	Erik Ainge, Tennessee (all passing)	2004-07

RUSHING MOST RUSHES

GAME:

1.	47—	Herschel Walker, Georgia vs. Florida (192 yards)	1981
2.	46—	Tre Mason, Auburn vs. Missouri (304 yards)	2013
	46—	Derrick Henry, Alabama vs. Auburn (271 yards)	2015
4.	45—	Madre Hill, Arkansas vs. Auburn (186 yards)	1995
5.	43—	Charles Alexander, LSU vs. Wyoming (231 yards)	1977
	43—	Herschel Walker, Georgia vs. South Carolina (219 yards)	1980
7.	42—	Johnny Musso, Alabama vs. Auburn (221 yards)	1970
	42—	Brandon Holmes, Arkansas vs. LSU (143 yards)	2000
9.	41—	Derick Logan, Kentucky vs. Georgia (140 yards)	1996
	41—	Derick Logan, Kentucky vs. Mississippi State (186 yards)	1996
	41—	Charles Alexander, LSU vs. Tulane (199 yards)	1977
	41—	Herschel Walker, Georgia vs. Ole Miss (265 yards)	1981
	41—	Johnnie Jones, Tennessee vs. Rutgers (234 yards)	1983
	41—	Erict Rhett, Florida vs. Georgia (183 yards)	1993
	41—	Travis Stephens, Tennessee vs. Arkansas (206 yards)	2001
	41—	Carnell Williams, Auburn vs. Georgia (167 yards)	2001

SEASON:

1.	395—	Derrick Henry, Alabama (2,219 yards)	2015
----	------	--	------



RECORDS AND RESULTS

2.	385—	Herschel Walker, Georgia (1,891 yards)	1981
3.	335—	Herschel Walker, Georgia (1,752 yards)	1982
4.	325—	Darren McFadden, Arkansas (1,830 yards)	2007
5.	324—	Rudi Johnson, Auburn (1,567 yards)	2000
6.	317—	Tre Mason, Auburn (1,816 yards)	2013
7.	311—	Charles Alexander, LSU (1,686 yards)	1977
8.	307—	Madre Hill, Arkansas (1,387 yards)	1995
9.	303—	Cameron Artis-Payne, Auburn (1,608 yards)	2014
10.	302—	Shaun Alexander, Alabama (1,383 yards)	1999

CAREER:

1.	994*	Herschel Walker, Georgia (5,259 yards)	1980-82
2.	910—	Anthony Dixon, Mississippi State (3,994 yards)	2006-99
3.	882—	Dalton Hilliard, LSU (4,050 yards)	1982-85
4.	873—	Errict Rhett, Florida (4,163 yards)	1990-93
5.	856—	Kevin Faulk, LSU (4,557 yards)	1995-98
6.	855—	Charles Alexander, LSU (4,035 yards)	1975-78
7.	785—	Darren McFadden, Arkansas (4,590 yards)	2005-07
8.	777—	Sonny Collins, Kentucky (3,835 yards)	1972-75
9.	741—	Carnell Williams, Auburn (3,831 yards)	2001-04
10.	739—	Ralph Webb, Vanderbilt (3,342 yards)	2014-Present

*—NCAA record for three years

RUSHES PER GAME

SEASON:

1.	35.0—	Herschel Walker, Georgia (385 in 11 games)	1981
2.	30.4—	Herschel Walker, Georgia (335 in 11 games)	1982
3.	28.3—	Charles Alexander, LSU (311 in 11 games)	1977
4.	27.5—	Shaun Alexander, Alabama (302 in 11 games)	1999
5.	27.0—	Rudi Johnson, Auburn (324 in 12 games)	2000
6.	26.7—	Moe Williams, Kentucky (294 in 11 games)	1995
7.	26.1—	Willie McClendon, Georgia (287 in 11 games)	1978
8.	26.3—	Derrick Henry (395 in 15 games)	2015
9.	25.8—	Emmitt Smith, Florida (284 in 11 games)	1989
10.	25.6—	Madre Hill, Arkansas (307 in 12 games)	1995

CAREER:

1.	30.1—	Herschel Walker, Georgia (994 in 33 games)	1980-82
2.	22.5—	Emmitt Smith, Florida (700 in 31 games)	1987-89
3.	20.9—	Kevin Faulk, LSU (856 in 41 games)	1995-98
4.	20.7—	Darren McFadden, Arkansas (725 in 38 games)	2005-07
5.	20.0—	Dalton Hilliard, LSU (882 in 44 games)	1982-85
6.	19.74—	Kenny Irons, Auburn (454 in 23 games)	2005-06
7.	19.70—	James Johnson, Mississippi State (453 in 23 games)	1997-98
8.	19.4—	Charles Alexander, LSU (855 in 44 games)	1975-78
9.	19.25—	Leonard Fournette, LSU (616 in 32 games)	2014-16
10.	19.2—	Knowshon Moreno, Georgia (498 in 26 games)	2007-08

YARDS GAINED

GAME:

1.	321—	Frank Mordica, Vanderbilt vs. Air Force (22 rushes)	1978
	321—	Darren McFadden, Arkansas vs. South Carolina (34 rushes)	2007
3.	316—	Emmitt Smith, Florida vs. New Mexico (31 rushes)	1989
4.	307—	Curtis Kuykendall, Auburn vs. Miami (33 rushes)	1944
5.	304—	Tre Mason, Auburn vs. Missouri (46 rushes)	2013
6.	299—	Moe Williams, Kentucky vs. South Carolina (40 rushes)	1995
7.	294—	Chuck Webb, Tennessee vs. Ole Miss (35 rushes)	1989
8.	291—	Shaun Alexander, Alabama vs. LSU (20 rushes)	1996
9.	290—	Bo Jackson, Auburn vs. SW Louisiana (23 rushes)	1985
10.	285—	Derrius Guice, LSU vs. Texas A&M (37 rushes)	2016
11.	284—	Bobby Humphrey, Alabama vs. Mississippi State (30 rushes)	1986
11.	284—	Leonard Fournette, LSU vs. Ole Miss (16 rushes)	2016
13.	283—	Herschel Walker, Georgia vs. Vanderbilt (22 rushes)	1980
14.	282—	Dexter McCluster, Ole Miss vs. Tennessee (25 rushes)	2009
15.	272—	Moe Williams, Kentucky vs. Cincinnati (40 rushes)	1995
16.	271—	Derrick Henry, Alabama vs. Auburn (46 rushes)	2015
17.	267—	Bob Davis, Kentucky vs. Washington & Lee	1937
18.	266—	Nick Chubb, Georgia vs. Louisville (33 rushes)	2014
19.	265—	Herschel Walker, Georgia vs. Ole Miss (41 rushes)	1981
20.	258—	Nick Fitzgerald, Mississippi State vs. Ole Miss (14 rushes)	2016

SEASON:

1.	2,219—	Derrick Henry, Alabama (395 rushes)	2015
2.	1,953—	Leonard Fournette, LSU (300 rushes)	2015
3.	1,891—	Herschel Walker, Georgia (385 rushes)	1981
4.	1,830—	Darren McFadden, Arkansas (325 rushes)	2007
5.	1,816—	Tre Mason, Auburn (317 rushes)	2013
6.	1,786—	Bo Jackson, Auburn (278 rushes)	1985
7.	1,752—	Herschel Walker, Georgia (335 rushes)	1982
8.	1,686—	Charles Alexander, LSU (311 rushes)	1977
9.	1,679—	Trent Richardson, Alabama (283 rushes)	2011
10.	1,658—	Mark Ingram, Alabama (271 rushes)	2009
11.	1,647—	Darren McFadden, Arkansas (284 rushes)	2006
12.	1,616—	Herschel Walker, Georgia (274 rushes)	1980
13.	1,608—	Cameron Artis-Payne, Auburn (303 rushes)	2014
14.	1,600—	Moe Williams, Kentucky (294 rushes)	1995
15.	1,599—	Emmitt Smith, Florida (284 rushes)	1989
16.	1,567—	Rudi Johnson, Auburn (324 rushes)	2000
17.	1,557—	Alex Collins, Arkansas (271 rushes)	2015
18.	1,547—	Garrison Hearst, Georgia (228 rushes)	1992
	1,547—	Nick Chubb, Georgia (219 rushes)	2014
20.	1,473—	Cam Newton, Auburn (264 rushes)	2010

CAREER:

1.	*5,259—	Herschel Walker, Georgia (33 games)	1980-82
2.	4,590—	Darren McFadden, Arkansas (38 games)	2005-07
3.	4,557—	Kevin Faulk, LSU (41 games)	1995-98
4.	4,303—	Bo Jackson, Auburn (38 games)	1982-85
5.	4,163—	Errict Rhett, Florida (48 games)	1990-93
6.	4,050—	Dalton Hilliard, LSU (44 games)	1982-85
7.	4,035—	Charles Alexander, LSU (44 games)	1975-78
8.	3,994—	Anthony Dixon, Mississippi State (47 games)	2006-09
9.	3,928—	Emmitt Smith, Florida (31 games)	1987-89
10.	3,835—	Sonny Collins, Kentucky (41 games)	1972-75
11.	3,831—	Carnell Williams, Auburn (42 games)	2001-04
12.	3,830—	Leonard Fournette, LSU (32 games)	2014-16
13.	3,703—	Alex Collins, Arkansas (38 games)	2013-15
14.	3,591—	Derrick Henry, Alabama (41 games)	2013-15
15.	3,565—	Shaun Alexander, Alabama (42 games)	1996-99
16.	3,523—	James Brooks, Auburn (38 games)	1977-80
17.	3,420—	Bobby Humphrey, Alabama (35 games)	1985-88
18.	3,368—	Joe Cribbs, Auburn (38 games)	1976-79
19.	3,342—	Ralph Webb, Vanderbilt (37 games)	2014-Present
20.	3,333—	Moe Williams, Kentucky (33 games)	1993-95

*—NCAA record for three years

YARDS PER GAME

SEASON:

1.	171.9—	Herschel Walker, Georgia (1,891 in 11 games)	1981
2.	162.8—	Leonard Fournette, LSU (1,953 in 12 games)	2015
3.	162.4—	Bo Jackson, Auburn (1,786 in 11 games)	1985
4.	159.3—	Herschel Walker, Georgia (1,752 in 11 games)	1982
5.	153.3—	Charles Alexander, LSU (1,686 in 11 games)	1977
6.	151.8—	Todd Gurley, Georgia (911 in 6 games)	2014
7.	147.9—	Derrick Henry, Alabama (2,219 in 15 games)	2015
8.	146.9—	Herschel Walker, Georgia (1,616 in 11 games)	1980
9.	145.5—	Moe Williams, Kentucky (1,600 in 11 games)	1995
10.	145.4—	Emmitt Smith, Florida (1,599 in 11 games)	1989
11.	140.8—	Darren McFadden, Arkansas (1,830 in 13 games)	2007
12.	140.6—	Garrison Hearst, Georgia (1,547 in 11 games)	1992
13.	131.2—	Johnny Dottley, Ole Miss (1,312 in 10 games)	1949
14.	130.7—	Jay Graham, Tennessee (1,438 in 11 games)	1995
15.	130.6—	Rudi Johnson, Auburn (1,567 in 12 games)	2000
16.	129.7—	Tre Mason, Auburn (1,816 in 14 games)	2013
17.	129.2—	Trent Richardson, Alabama (1,679 in 12 games)	2011
18.	127.1—	Kevin Faulk, LSU (1,144 in 9 games)	1997
19.	126.5—	Anthony Dixon, Mississippi State (1,391 in 11 games)	2009
	126.5—	Brent Fullwood, Auburn (1,391 in 11 games)	1986

CAREER:

1.	159.4—	Herschel Walker, Georgia (5,259 in 33 games)	1980-82
2.	126.7—	Emmitt Smith, Florida (3,928 in 31 games)	1987-89
3.	120.8—	Darren McFadden, Arkansas (4,590 in 38 games)	2005-07
4.	119.7—	Leonard Fournette, LSU (3,830 in 32 games)	2014-16
5.	113.2—	Bo Jackson, Auburn (4,303 in 38 games)	1982-85

RECORDS AND RESULTS

6.	111.2—	Kevin Faulk, LSU (4,557 in 41 games)	1995-98
7.	109.5—	Todd Gurley, Georgia (3,285 in 30 games)	2012-14
8.	106.6—	James Johnson, Mississippi State (2,452 in 23 games)	1997-98
9.	105.1—	Knowshon Moreno, Georgia (2,734 in 26 games)	2007-08
10.	103.0—	Jamal Lewis, Tennessee (2,677 in 26 games)	1997-99

YARDS PER RUSH

GAME: (Min. 40 rushes)

1.	7.48—	Moe Williams, Kentucky vs. South Carolina (299 on 40)	1995
2.	6.80—	Moe Williams, Kentucky vs. Cincinnati (272 on 40)	1995
3.	6.61—	Tre Mason, Auburn vs. Missouri (304 on 46)	2013
4.	6.46—	Herschel Walker, Georgia vs. Ole Miss (265 on 41)	1981
5.	5.89—	Derrick Henry, Alabama vs. Auburn (271 on 46)	2015
6.	5.70—	Johnnie Jones, Tennessee vs. Rutgers (234 on 41)	1983
7.	5.40—	Johnny Dottley, Ole Miss vs. Mississippi State (216 on 40)	1949
8.	5.37—	Charles Alexander, LSU vs. Wyoming (231 on 43)	1977
9.	5.30—	Marcus Lattimore, South Carolina vs. Florida (212 on 40)	2010
10.	5.26—	Johnny Musso, Alabama vs. Auburn (221 on 42)	1970

GAME: (Min. 30 rushes)

1.	10.19—	Emmitt Smith, Florida vs. New Mexico (316 on 31)	1989
2.	9.47—	Bobby Humphrey, Alabama vs. Mississippi State (284 on 30)	1986
3.	9.44—	Darren McFadden, Arkansas vs. South Carolina (321 on 34)	2007
4.	9.30—	Curtis Kuykendall, Auburn vs. Miami (307 on 33)	1944
5.	8.40—	Chuck Webb, Tennessee vs. Ole Miss (294 on 35)	1989
6.	8.27—	Johnnie Jones, Tennessee vs. Vanderbilt (248 on 30)	1983

GAME: (Min. 20 rushes)

1.	14.58—	Frank Mordica, Vanderbilt vs. Air Force (321 on 22)	1978
2.	14.55—	Shaun Alexander, Alabama vs. LSU (246 on 21)	1996
3.	12.86—	Herschel Walker, Georgia vs. Vanderbilt (283 on 22)	1980
4.	12.80—	Bo Jackson, Auburn vs. Alabama (256 on 20)	1983
5.	12.61—	Bo Jackson, Auburn vs. SW Louisiana (290 on 23)	1985
6.	11.75—	Johnny Dottley, Ole Miss vs. Chattanooga (235 on 20)	1949
7.	11.71—	Kevin Faulk, LSU vs. Houston (246 on 21)	1996
	11.71—	Garrison Hearst, Georgia vs. Vanderbilt (246 on 21)	1992
9.	11.28—	Dexter McCluster, Ole Miss vs. Tennessee (282 on 25)	2009
10.	11.27—	Tony Thompson, Tennessee vs. Mississippi State (248 on 22)	1990

GAME: (Min. 10 rushes)

1.	19.60—	Harvey Williams, LSU vs. Rice (196 on 10)	1987
2.	18.43—	Nick Fitzgerald, Mississippi State vs. Ole Miss (258 on 14)	2016
3.	17.80—	Leonard Fournette, LSU vs. Ole Miss (284 on 16)	2-16
4.	17.50—	George Canale, Tennessee vs. Chattanooga (175 on 10)	1962
5.	17.45—	Billy Baggett, LSU vs. Ole Miss (192 on 11)	1950
6.	17.10—	Jordan Wilkins, Ole Miss vs. Presbyterian (171 on 10)	2014
7.	16.40—	Keith Marshall, Georgia vs. Tennessee (164 on 10)	2012
8.	16.20—	Clen Coffee, Alabama at Arkansas (162 on 10)	2008
9.	16.18—	Tony Green, Florida vs. Maryland (178 on 11)	1974
10.	15.72—	Brent Fullwood, Auburn vs. SW Louisiana (173 on 11)	1985

SEASON: (Min. 200 rushes)

1.	7.06—	Nick Chubb, Georgia (1,547 on 219)	2014
2.	7.01—	Johnny Manziel, Texas A&M (1,410 on 201)	2012
3.	6.90—	Jeremy Hill, LSU (1,401 on 203)	2013
4.	6.79—	Garrison Hearst, Georgia (1,547 on 228)	1992
5.	6.50—	Leonard Fournette, LSU (1,953 on 300)	2015
6.	6.48—	Knife Davis, Arkansas (1,322 on 204)	2010
	6.48—	Eddie Lacy, Alabama (1,322 on 204)	2012
8.	6.42—	Bo Jackson, Auburn (1,786 on 278)	1985
9.	6.31—	Johnny Dottley, Ole Miss (1,312 on 208)	1949
10.	6.24—	Todd Gurley, Georgia (1,385 on 222)	2012

SEASON: (Min. 100 rushes)

1.	8.74—	Felix Jones, Arkansas (1,162 on 133)	2007
2.	8.33—	Brent Fullwood, Auburn (1,391 on 167)	1986
3.	7.94—	Hank Lauricella, Tennessee (881 on 111)	1951
4.	7.68—	Bo Jackson, Auburn (1,213 on 158)	1983
5.	7.61—	Monk Gafford, Auburn (1,004 on 132)	1942
6.	7.58—	Felix Jones, Arkansas (1,168 on 154)	2006
7.	7.53—	Elijah Williams, Florida (858 on 114)	1995
8.	7.47—	Bobby Marlow, Alabama (882 on 118)	1950
9.	7.41—	James Brooks, Auburn (1,208 on 163)	1979
	7.41—	Todd Gurley, Georgia (911 on 123)	2014

CAREER: (Min. 400 rushes)

1.	6.62—	Bo Jackson, Auburn (4,303 on 650)	1982-85
2.	6.44—	Todd Gurley, Georgia (3,285 on 510)	2012-14
3.	6.27—	Bobby Marlow, Alabama (2,560 on 480)	1950-52
4.	6.22—	Leonard Fournette, LSU (3,830 on 616)	2014-16
5.	6.02—	Michael Haddix, Mississippi State (2,558 on 425)	1979-82
6.	5.96—	Derrick Henry, Alabama (3,591 on 602 attempts)	2013-15
7.	5.95—	Garrison Hearst, Georgia (3,232 on 543)	1990-92
8.	5.85—	Darren McFadden, Arkansas (4,590 on 785)	2005-07
9.	5.84—	Walter Packer, Mississippi State (2,820 on 483)	1973-76
10.	5.82—	Tony Green, Florida (2,590 on 445)	1974-77

TOUCHDOWNS RUSHING

SEASON:

1.	28—	Derrick Henry, Alabama	2015
2.	23—	Tim Tebow, Florida	2007
	23—	Tre Mason, Auburn	2013
4.	22—	Leonard Fournette, LSU	2015
5.	21—	Trent Richardson, Alabama	2011
	21—	Johnny Manziel, Texas A&M	2012
7.	20—	Cam Newton, Auburn	2010
	20—	Alex Collins, Arkansas	2015
9.	19—	Garrison Hearst, Georgia	1992
	19—	Shaun Alexander, Alabama	1999
	19—	LaBrandon Toefield, LSU	2001

CAREER:

1.	55—	Tim Tebow, Florida	2006-09
2.	49—	Herschel Walker, Georgia	1980-82
3.	46—	Kevin Faulk, LSU	1995-98
4.	45—	Carnell Williams, Auburn	2001-04
5.	44—	Dalton Hilliard, LSU	1982-85
6.	43—	Bo Jackson, Auburn	1982-85
7.	42—	Anthony Dixon, Mississippi State	2006-09
	42—	Mark Ingram, Alabama	2008-10
	42—	Derrick Henry, Alabama	2013-15
10.	41—	Shaun Alexander, Alabama	1996-99
	41—	Darren McFadden, Arkansas	2005-07
	41—	Dak Prescott, Mississippi State	2012-15
13.	40—	Charles Alexander, LSU	1975-78
	40—	Leonard Fournette, LSU	2014-16
15.	38—	Marcus Lattimore, South Carolina	2010-12
16.	37—	Deuce McAllister, Ole Miss	1997-00
17.	36—	Lars Tate, Georgia	1984-87
	36—	Emmitt Smith, Florida	1987-89
	36—	Todd Gurley, Georgia	2012-14
	36—	Alex Collins, Arkansas	2013-15

LONG TOUCHDOWN PLAYS (RUSHING)

GAME:

1.	*99—	Kelsey Finch, Tennessee vs. Florida	1977
	*99—	Broderick Green, Arkansas vs. Eastern Michigan	2009
3.	98—	Stanley Howell, Mississippi State vs. Southern Miss	1979
4.	97—	Blondy Black, Mississippi State vs. Duquesne	1942
	97—	John Avery, Ole Miss vs. Arkansas	1997
6.	96—	Emmitt Smith, Florida vs. Mississippi State	1988
	96—	Chris Anderson, Alabama vs. Temple	1991
	96—	Derrius Guice, LSU vs. Arkansas	2016
9.	95—	Harry Gilmer, Alabama vs. Kentucky	1945
10.	94—	Jessie Fatterree, LSU vs. Georgia	1935
	94—	Sal Nicolo, LSU vs. Rice	1952

ALL-PURPOSE YARDS

GAME:

1.	429—	Moe Williams, Kentucky vs. South Carolina (299 rush, 57 rec., 73 KOR)	1995
2.	376—	Kevin Faulk, LSU vs. Houston (246 rush, 8 rec., 16 KOR, 106 PR)	1996
3.	372—	Rafael Little, Kentucky vs. Vanderbilt (198 rush, 86 rec., 88 PR)	2005
4.	355—	Darren McFadden, Arkansas vs. So. Carolina (321 rush, 4 rec., 30 KOR)	2007
5.	344—	Nick Turner, Mississippi State vs. Tennessee (41 rush, 37 rec., 163 KOR, 103 PR)	2003
	344—	Kwane Doster, Vanderbilt vs. Ole Miss (101 rush, 243 KOR)	2002
7.	338—	Josh Reed, LSU vs. Alabama (293 rec., 5 PR, 40 KOR)	2001
8.	331—	Craig Yeast, Kentucky vs. Florida (206 rec., 116 KOR, 9 PR)	1998
	331—	Odell Beckham, Jr., LSU vs. UAB (15 rush, 136 rec., 21 KOR, 59 PR, 100 MFG)	2013



RECORDS AND RESULTS

10. 324— Dexter McCluster, Ole Miss vs. Tennessee (282 rush, 42 rec.) 2009

SEASON:

- 2,396— Randall Cobb, Kentucky (424 rush, 1,017 rec., 219 PR, 736 KOR) 2010
- 2,374— Tre Mason, Auburn (1,816 rush, 163 rec., 395 KOR) 2013
- 2,315— Odell Beckham, Jr., LSU (58 rush, 1,152 rec., 160 PR, 845 KR in 13 games) 2013
- 2,310— Darren McFadden, Arkansas (1,830 rush, 164 rec., 316 KOR) 2007
- 2,310— Derrick Henry, Alabama (2,219 rush, 91 rec.) 2015
- 2,206— Leonard Fournette, LSU (1,953 rush, 253 rec.) 2015
- 2,120— Domanick Davis, LSU (931 rush, 130 rec., 499 PR, 560 KOR) 2002
- 2,109— Kevin Faulk, LSU (1,279 rush, 287 rec., 265 PR, 278 KOR) 1998
- 2,104— Kevin Faulk, LSU (1,282 rush, 134 rec., 375 PR, 313 KOR) 1996
- 2,083— Trent Richardson, Alabama (1,679 rush, 338 rec, 66 KOR) 2011
- 2,067— Herschel Walker, Georgia (1,891 rush, 84 rec., 92 KOR) 1981
- 2,058— Darren McFadden, Arkansas (1,647 rush, 149 rec., 262 KOR) 2006
- 2,016— Bobby Humphrey, Alabama (1,471 rush, 201 rec., 344 KOR, 244 PR) 1986
- 1,992— Mark Ingram, Alabama (1,658 rush, 334 rec.) 2009
- 1,990— Felix Jones, Arkansas (1,162 rush, 176 rec., 652 KOR) 2007
- 1,982— Rafael Little, Kentucky (1,045 rush, 449 rec., 355 PR, 133 KOR) 2005
- 1,961— David Palmer, Alabama (278 rush, 1,000 rec., 439 KOR) 1993
- 1,941— Warren Norman, Vanderbilt (783 rush, 108 rec., 1,050 KOR) 2009
- 1,922— Derek Abney, Kentucky (5 rush, 569 rec., 544 PR, 804 KOR) 2002
- 1,910— Garrison Hearst, Georgia (1,547 rush, 324 rec., 39 KOR) 1992

SEASON AVERAGE:

- 191.7— Kevin Faulk, LSU (1,279 rush, 287 rec., 265 PR, 278 KOR in 11 games) 1998
- 191.3— Kevin Faulk, LSU (1,282 rush, 134 rec., 375 PR, 313 KOR in 11 games) 1996
- 191.2— Todd Gurley, Georgia (911 rush, 57 rec., 179 KOR in 6 games) 2014
- 187.9— Herschel Walker, Georgia (1,891 rush, 84 rec., 92 KOR in 11 games) 1981
- 184.3— Randall Cobb, Kentucky (424 rush, 1,017 rec., 219 PR, 736 KOR in 13 games) 2010
- 183.8— Leonard Fournette, LSU (1,953 rush, 253 rec. in 12 games) 2015
- 182.9— Kevin Faulk, LSU (1,144 rush, 93 rec., 192 PR, 217 KOR in 9 games) 1997
- 180.2— Rafael Little, Kentucky (1,045 rush, 449 rec., 355 PR, 133 KOR in 11 games) 2005
- 178.1— Odell Beckham, Jr., LSU (58 rush, 1,152 rec., 160 PR, 845 KR in 13 games) 2013
- 177.7— Darren McFadden, Arkansas (1,830 rush, 164 rec., 316 KOR in 13 games) 2007

CAREER:

- 6,833— Kevin Faulk, LSU (4,557 rush, 600 rec., 832 PR, 844 KOR) 1995-98
- 5,881— Darren McFadden, Arkansas (4,590 rush, 365 rec., 926 KOR) 2005-07
- 5,856— Derek Abney, Kentucky (160 rush, 2,339 rec., 1,042 PR, 2,315 KOR) 2000-03
- 5,749— Herschel Walker, Georgia (5,249 rush, 243 rec., 247 KOR) 1980-82
- 5,743— Domanick Davis, LSU (2056 rush, 393 rec., 1126 PR, 2168 KOR) 1999-02
- 5,596— James Brooks, Auburn (3,523 rush, 347 rec., 1,726 KOR) 1977-80
- 5,393— Erict Rhett, Florida (4,163 rush, 1,230 rec.) 1990-93
- 5,343— Rafael Little, Kentucky (2,996 rush, 1,324 rec, 854 PR, 169 KOR) 2004-07
- 5,330— Dennis Johnson, Arkansas (2,036 rush, 510 rec, 2,784 KOR) 2008-12
- 5,326— Dalton Hilliard, LSU (4,050 rush, 1,133 rec., 143 KOR) 1982-85

CAREER YARDS PER GAME AVERAGE:

- 174.2— Herschel Walker, Georgia (5,749 yards in 33 games) 1980-82
- 166.7— Kevin Faulk, LSU (6,833 yards in 41 games) 1995-98
- 155.7— Leonard Fournette, LSU (4,981 yards in 32 games) 2014-16
- 154.8— Darren McFadden, Arkansas (5,881 yards in 38 games) 2005-07
- 147.3— James Brooks, Auburn (5,596 yards in 38 games) 1977-80
- 144.1— Todd Gurley, Georgia (4,322 yards in 30 games) 2012-14
- 141.7— Bobby Humphrey, Alabama (4,958 yards in 35 games) 1985-88
- 141.6— Emmitt Smith, Florida (4,391 yards in 31 games) 1987-89
- 137.0— Rafael Little, Kentucky (5,343 yards in 39 games) 2004-07
- 131.1— Knowshon Moreno, Georgia (3,409 yards in 26 games) 2006-08

RUSHING YARDS BY A QUARTERBACK

SEASON:

- 1,473— Cam Newton, Auburn (264 rushes) 2010
- 1,410— Johnny Manziel, Texas A&M (201 rushes) 2012
- 1,375— Nick Fitzgerald, Mississippi State (195 rushes) 2016
- 1,068— Nick Marshall, Auburn (172 rushes) 2013
- 1,006— Jimmy Sidle, Auburn (185 rushes) 1963
- 986— Dak Prescott, Mississippi State (210 rushes) 2014
- 910— Tim Tebow, Florida (217 rushes) 2009
- 909— Mike Fanuzzi, Kentucky (179 rushes) 1974
- 895— Tim Tebow, Florida (210 rushes) 2007
- 870— Andy Johnson, Georgia (174 rushes) 1971

CAREER:

- 2,947— Tim Tebow, Florida 2006-09
- 2,535— Matt Jones, Arkansas 2001-04

- 2,521— Dak Prescott, Mississippi State 2012-15
- 2,280— John Bond, Mississippi State 1980-83
- 2,169— Johnny Manziel, Texas A&M 2012-13
- 1,933— Dak Prescott, Mississippi State 2012-2015
- 1,884— Phil Gargis, Auburn 1973-76
- 1,868— Don Smith, Mississippi State 1983-86
- 1,866— Nick Marshall, Auburn 2013-14
- 1,799— Andy Johnson, Georgia 1971-73

PASSING ATTEMPTS

GAME:

- 67— Tim Couch, Kentucky vs. Arkansas (47 comp., 499 yards) 1998
- 66— John Reaves, Florida vs. Auburn (33 comp., 369 yards) 1969
- 66— Tim Couch, Kentucky vs. LSU (41 comp., 410 yards) 1997
- 65— Eric Zeier, Georgia vs. Florida (36 comp., 386 yards) 1993
- 65— Peyton Manning, Tennessee vs. Florida (37 comp., 492 yards) 1996
- 62— John Gromos, Vanderbilt vs. Alabama (30 comp., 324 yards) 1989
- 62— Dusty Bonner, Kentucky vs. Louisville (34 comp., 446 yards) 1999
- 62— Cory Phillips, Georgia vs. Georgia Tech (36 comp., 413 yards) 2000
- 62— André Woodson, Kentucky vs. Tennessee (39 comp., 430 yards) 2007
- 62— Kenny Hill, Texas A&M vs. Mississippi State (37 comp., 365 yards) 2014

SEASON:

- 559— Jared Lorenzen, Kentucky (321 comp., 3,687 yards) 2000
- 553— Tim Couch, Kentucky (400 comp., 4,275 yards) 1998
- 547— Tim Couch, Kentucky (363 comp., 3,884 yards) 1997
- 519— Erik Ainge, Tennessee (325 comp., 3,522 yards) 2007
- 518— André Woodson, Kentucky (327 comp., 3,709 yards) 2007
- 503— Rex Grossman, Florida (287 comp., 3,402 yards) 2002
- 493— Kurt Page, Vanderbilt (286 comp., 3,178 yards) 1983
- 481— Eli Manning, Ole Miss (279 comp., 3,401 yards) 2002
- 477— Peyton Manning, Tennessee (287 comp., 3,819 yards) 1997
- 477— Dak Prescott, Mississippi State (316 comp., 3,793 yards) 2015
- 465— Dusty Bonner, Kentucky (303 comp., 3,266 yards) 1999
- 463— Shane Matthews, Florida (275 comp., 3,205 yards) 1992
- 462— Jay Cutler, Vanderbilt (273 comp., 3,073 yards) 2005
- 462— John Parker Wilson, Alabama (255 comp., 2,846 yards) 2007
- 458— Chad Kelly, Ole Miss (298 comp., 4,042 yards) 2015
- 451— Dylan Thompson, South Carolina (270 comp., 3,564 yards) 2014
- 441— Eli Manning, Ole Miss (275 comp., 3,600 yards) 2003
- 438— David Greene, Georgia (264 comp., 3,307 yards) 2003
- 438— Tyler Wilson, Arkansas (277 comp., 3,638 yards) 2011
- 437— Bo Wallace, Ole Miss (283 comp., 3,356 yards) 2013

CAREER:

- 1,514— Jared Lorenzen, Kentucky (862 comp., 10,354 yards) 2000-03
- 1,478— Aaron Murray, Georgia (921 comp., 13,166 yards) 2010-13
- 1,458— Chris Leak, Florida (895 comp., 11,213 yards) 2003-06
- 1,440— David Greene, Georgia (849 comp., 11,528 yards) 2001-04
- 1,402— Eric Zeier, Georgia (838 comp., 11,153 yards) 1991-94
- 1,381— Peyton Manning, Tennessee (863 comp., 11,201 yards) 1994-97
- 1,363— Eli Manning, Ole Miss (829 comp., 10,119 yards) 2000-03
- 1,278— André Woodson, Kentucky (791 comp., 9,360 yards) 2004-07
- 1,270— Casey Clausen, Tennessee (775 comp., 9,707 yards) 2000-03
- 1,242— Jay Cutler, Vanderbilt (710 comp., 8,697 yards) 2002-05
- 1,231— Stan White, Auburn (659 comp., 8,016 yards) 1990-93
- 1,210— Erik Ainge, Tennessee (733 comp., 8,700 yards) 2004-07
- 1,209— Steve Taneyhill, South Carolina (727 comp., 8,555 yards) 1992-95
- 1,202— Shane Matthews, Florida (722 comp., 9,287 yards) 1989-92
- 1,186— Bo Wallace, Ole Miss (747 comp., 9,534 yards) 2012-14
- 1,184— Tim Couch, Kentucky (795 comp., 8,435 yards) 1996-98
- 1,175— John Parker Wilson, Alabama (665 comp., 7,924 yards) 2005-08
- 1,170— Danny Wuerffel, Florida (708 comp., 10,500 yards) 1993-96
- 1,169— Dak Prescott, Mississippi State (734 comp., 9,376 yards) 2012-15
- 1,163— Tommy Hodson, LSU (674 comp., 9,115 yards) 1986-89

COMPLETIONS

GAME:

- 47— Tim Couch, Kentucky vs. Arkansas (67 atts., 499 yards) 1998
- 44— Tim Couch, Kentucky vs. Vanderbilt (53 atts., 492 yards) 1998
- 44— Kenny Hill, Texas A&M vs. South Carolina (60 atts., 511 yards) 2014
- 42— Eli Manning, Ole Miss vs. Arkansas (56 atts., 414 yards) 2002

RECORDS AND RESULTS

42—	Kenny Hill, Texas A&M vs. Ole Miss (53 atts., 401 yards).....	2014
6. 41—	Tim Couch, Kentucky vs. Georgia (55 atts., 324 yards).....	1997
41—	Tim Couch, Kentucky vs. LSU (66 atts., 410 yards).....	1997
8. 40—	Tim Couch, Kentucky vs. Florida (61 atts., 406 yards).....	1998
9. 39—	Steve Taneyhill, South Carolina vs. East Carolina (58 atts., 451 yards).....	1994
39—	Tim Couch, Kentucky vs. Mississippi State (61 atts., 349 yards).....	1997
39—	Jared Lorenzen, Kentucky vs. Georgia (58 atts., 528 yards).....	2000
39—	André Woodson, Kentucky vs. Tennessee (62 atts., 430 yards).....	2007

SEASON:

1. 400—	Tim Couch, Kentucky (553 atts., 4,275 yards).....	1998
2. 363—	Tim Couch, Kentucky (547 atts., 3,884 yards).....	1997
3. 327—	André Woodson, Kentucky (518 atts., 3,709 yards).....	2007
4. 325—	Erik Ainge, Tennessee (519 atts., 3,522 yards).....	2007
5. 321—	Jared Lorenzen, Kentucky (559 atts., 3,687 yards).....	2000
6. 316—	Dak Prescott, Mississippi State (477 atts., 3,793 yards).....	2015
7. 303—	Dusty Bonner, Kentucky (465 atts., 3,266 yards).....	1999
8. 300—	Johnny Manziel, Texas A&M (429 atts., 4,114 yards).....	2013
9. 298—	Chad Kelly, Ole Miss (458 atts., 4,042 yards).....	2015
10. 295—	Johnny Manziel, Texas A&M (434 atts., 3,706 yards).....	2012
11. 287—	Peyton Manning, Tennessee (477 atts., 3,819 yards).....	1997
287—	Rex Grossman, Florida (503 atts., 3,402 yards).....	2002
13. 286—	Kurt Page, Vanderbilt (493 atts., 3,178 yards).....	1983
14. 283—	Bo Wallace, Ole Miss (437 atts., 3,356 yards).....	2013
15. 279—	Eli Manning, Ole Miss (481 atts., 3,401 yards).....	2002
16. 277—	Tyler Wilson (438 atts., 3,638 yards).....	2011
17. 275—	Shane Matthews, Florida (463 atts., 3,205 yards).....	1992
275—	Eli Manning, Ole Miss (441 atts., 3,600 yards).....	2003
19. 273—	Jay Cutler, Vanderbilt (462 atts., 3,073 yards).....	2005
20. 270—	Dylan Thompson, South Carolina (451 atts., 3,564 yards).....	2014

CAREER:

1. 921—	Aaron Murray, Georgia (1,478 atts., 13,166 yards).....	2010-13
2. 895—	Chris Leak, Florida (1,458 atts., 11,213 yards).....	2003-06
3. 863—	Peyton Manning, Tennessee (1,402 atts., 11,201 yards).....	1994-97
4. 862—	Jared Lorenzen, Kentucky (1,514 atts., 10,354 yards).....	2000-03
5. 849—	David Greene, Georgia (1,440 atts., 11,528 yards).....	2001-04
6. 838—	Eric Zeier, Georgia (1,402 atts., 11,153 yards).....	1991-94
7. 829—	Eli Manning, Ole Miss (1,363 atts., 10,119 yards).....	2000-03
8. 795—	Tim Couch, Kentucky (1,184 atts., 8,435 yards).....	1996-98
9. 791—	André Woodson, Kentucky (1,278 atts., 9,360 yards).....	2004-07
10. 775—	Casey Clausen, Tennessee (1,270 atts., 9,707 yards).....	2000-03
11. 747—	Bo Wallace, Ole Miss (1,186 atts., 9,534 yards).....	2012-14
12. 734—	Dak Prescott, Mississippi State (1,169 atts., 9,376 yards).....	2012-15
13. 733—	Erik Ainge, Tennessee (1,210 atts., 8,700 yards).....	2004-07
14. 727—	Steve Taneyhill, South Carolina (1,209 atts., 8,555 yards).....	1992-95
15. 722—	Shane Matthews, Florida (1,202 atts., 9,287 yards).....	1989-92
16. 710—	Jay Cutler, Vanderbilt (1,242 atts., 9,953 yards).....	2002-05
17. 708—	Danny Wuerffel, Florida (1,170 atts., 10,875 yards).....	1993-96
18. 686—	AJ McCarron, Alabama (1,026 atts., 9,019 yards).....	2010-13
19. 677—	Rex Grossman, Florida (1,110 atts., 9,164 yards).....	2000-02
20. 674—	Tommy Hodson, LSU (1,163 atts., 9,115 yards).....	1986-89

CONSECUTIVE COMPLETIONS

1. 24—	Tee Martin, Tennessee (1 vs. Alabama, 23 vs. South Carolina).....	1998
2. 22—	Greyson Lambert (20 vs. South Carolina, 2 vs. Southern).....	2015
2. 20—	Kent Austin, Ole Miss (5 vs. Tulane, 15 vs. Tennessee).....	1982
20—	Connor Shaw, South Carolina vs. Missouri.....	2012
4. 18—	Eli Manning, Ole Miss vs. Murray State.....	2001
18—	Tyler Wilson, Arkansas vs. Auburn.....	2011
6. 17—	Dave Marler, Mississippi State (6 vs. Florida State, 11 vs. Tennessee).....	1978
17—	Rohan Davey, LSU (6 vs. Arkansas, 11 vs. Western Carolina).....	2000
17—	Matt Mauck, LSU (10 vs. Arizona, 7 vs. Western Illinois).....	2003
17—	Chris Leak, Florida (17 vs. Wyoming).....	2005
10. 16—	Steve Spurrier, Florida (9 vs. Florida State, 7 vs. N.C. State).....	1966
16—	Stan White, Auburn vs. New Mexico State.....	1993
16—	Dusty Bonner, Kentucky vs. Connecticut.....	1999
16—	Matt Mauck, LSU (2 vs. Auburn, 14 vs. Louisiana Tech).....	2003
16—	Greg McElroy, Alabama (4 vs. Georgia State, 12 vs. Auburn).....	2010

COMPLETION PERCENTAGE

GAME: (Min. 10 comp.)

1. 100.0—	Rohan Davey, LSU vs. Western Carolina (11 of 11).....	2000
2. 96.0—	Greyson Lambert, Georgia vs. South Carolina (24 of 25).....	2015

3. 94.7—	Kent Austin, Ole Miss vs. Tulane (18 of 19).....	1982
4. 94.4—	Chris Todd, Auburn vs. Furman (17 of 18).....	2009
5. 93.8—	Danny Wuerffel, Florida vs. Georgia Southern (15 of 16).....	1996
93.8—	AJ McCarron, Alabama vs. Georgia State (15 of 16).....	2013
7. 92.3—	Jason Campbell, Auburn vs. Western Kentucky (12 of 13).....	2004
92.3—	Greg McElroy, Alabama vs. Georgia State (12 of 13).....	2010
9. 91.7—	Nelson Stokley, LSU vs. Mississippi State (11 of 12).....	1967
91.7—	David Rudder, Tennessee vs. Alabama (11 of 12).....	1978
91.7—	Jason Campbell, Auburn vs. Western Carolina (11 of 12).....	2002

GAME (Min. 20 comp.)

1. 95.8—	Tee Martin, Tennessee vs. South Carolina (23 of 24).....	1998
2. 95.2—	Connor Shaw, South Carolina vs. Missouri (20 of 21).....	2012
3. 90.0—	Jamarus Russell vs. Mississippi State (18 of 20).....	2006
4. 88.6—	Tim Tebow, Florida vs. Cincinnati (31 of 35).....	2010
5. 88.0—	Connor Shaw, South Carolina vs. Wisconsin (22 of 25).....	2013
6. 87.5—	Ryan Mallett, Arkansas vs. Tennessee Tech (21 of 24).....	2010
7. 87.0—	Eli Manning, Ole Miss vs. Murray State (20 of 23).....	2001
87.0—	David Greene, Georgia vs. Vanderbilt (20 of 23).....	2002
9. 86.9—	Bill Ransdell, Kentucky vs. Florida (20 of 23).....	1986
10. 86.2—	Zach Mettenberger, LSU vs. Mississippi State (25 of 29).....	2013

GAME: (Min. 30 comp.)

1. 88.6—	Tim Tebow, Florida vs. Cincinnati (31 of 35).....	2009
2. 86.4—	Steve Taneyhill, South Carolina vs. Mississippi State (38 of 44).....	1995
3. 85.0—	Dusty Bonner, Kentucky vs. Connecticut (34 of 40).....	1999
4. 83.3—	Johnny Manziel, Texas A&M vs. Mississippi State (30 of 36).....	2012
5. 83.0—	Tim Couch, Kentucky vs. Vanderbilt (44 of 53).....	1998
6. 79.5—	Rohan Davey, LSU vs. Alabama (35 of 44).....	2001
79.5—	Stephen Garcia, South Carolina vs. Vanderbilt (31 of 39).....	2010
79.5—	Johnny Manziel, Texas A&M vs. Ole Miss (31 of 39).....	2013
9. 79.1—	Tim Couch, Kentucky vs. Northeast Louisiana (34 of 43).....	1997
10. 79.0—	Aaron Murray, Georgia vs. Kentucky (30 of 38).....	2012

SEASON: (Min. 100 comp.)

1. 72.3—	Tim Couch, Kentucky (400 of 553).....	1998
2. 70.9—	Greg McElroy, Alabama (222 of 315).....	2010
3. 70.7—	Wayne Peace, Florida (174 of 246).....	1982
70.7—	Ben Leard, Auburn (111 of 157).....	1999
5. 69.9—	Johnny Manziel, Texas A&M (300 of 429).....	2013
6. 68.7—	Austyn Carta-Samuels, Vanderbilt (193 of 281).....	2013
68.7—	Maxwell Smith, Kentucky (103 of 152).....	2012
8. 68.0—	Johnny Manziel, Texas A&M (295 of 434).....	2012
9. 69.6—	Jason Campbell, Auburn (188 of 270).....	2004
10. 67.9—	Hutson Mason, Georgia (188 of 277).....	2014

SEASON: (Min. 200 comp.)

1. 72.3—	Tim Couch, Kentucky (400 of 553).....	1998
2. 70.9—	Greg McElroy, Alabama (222 of 315).....	2010
3. 69.9—	Johnny Manziel, Texas A&M (300 of 429).....	2013
4. 68.7—	Austyn Carta-Samuels, Vanderbilt (193 of 281).....	2013
5. 68.0—	Johnny Manziel, Texas A&M (295 of 434).....	2012
6. 67.8—	JaMarcus Russell, LSU (232 of 342).....	2006
67.8—	Tim Tebow, Florida (213 of 214).....	2009
8. 67.7—	Kenny Hill, Texas A&M (214 of 321).....	2014
9. 67.5—	Connor Shaw, South Carolina (154 of 228).....	2012
10. 67.2—	AJ McCarron, Alabama (211 of 313).....	2012
67.2—	AJ McCarron, Alabama (226 of 336).....	2013

COMPLETION PERCENTAGE

CAREER: (Min. 300 comp.)

1. 68.9—	Johnny Manziel, Texas A&M (595 of 863).....	2012-13
2. 67.1—	Tim Couch, Kentucky (795 of 1,184).....	1996-98
67.1—	Kenny Hill, Texas A&M (230 of 343).....	2014
4. 66.8—	Connor Shaw, South Carolina (300 of 449).....	2010-13
5. 66.7—	AJ McCarron, Alabama (460 of 690).....	2010-13
6. 66.4—	Tim Tebow, Florida (661 of 995).....	2006-09
7. 66.3—	Greg McElroy, Alabama (436 of 658).....	2007-10
8. 65.5—	Connor Shaw, South Carolina (480 of 733).....	2010-13
9. 65.3—	Dusty Bonner, Kentucky (313 of 479).....	1997, 1999
10. 64.6—	Jason Campbell, Auburn (552 of 854).....	2001-04
11. 64.0—	Chad Kelly, Ole Miss (503 of 786).....	2015-16
12. 63.0—	Bo Wallace, Ole Miss (747 of 1,186).....	2012-14
13. 62.8—	Dak Prescott, Mississippi State (734 of 1,169).....	2012-15



RECORDS AND RESULTS

14.	62.6—	Tyler Wilson, Arkansas (593 of 948).....	2008-12
15.	62.5—	Peyton Manning, Tennessee (863 of 1,381).....	1994-97
16.	62.3—	Aaron Murray, Georgia (921 of 1,478).....	2010-13
17.	61.98—	Jeff Francis, Tennessee (476 of 768).....	1985-88
18.	61.95—	Alan Risher, LSU (381 of 615).....	1980-82
19.	61.89—	André Woodson, Kentucky (791 of 1,278).....	2004-07
20.	61.86—	JaMarcus Russell, LSU (493 of 797).....	2004-06

PASSING EFFICIENCY

CAREER: (Min. 300 comp.)

1.	170.8—	Tim Tebow, Florida (661 of 995).....	2006-09
2.	164.1—	Johnny Manziel, Texas A&M (595 for 863).....	2012-13
3.	163.6—	Danny Wuerffel, Florida (708 of 1,170).....	1993-96
4.	160.3—	AJ McCarron, Alabama (460 of 690).....	2010-13
5.	158.6—	Aaron Murray, Georgia (921 of 1,478).....	2010-13
6.	158.1—	Ryan Mallett, Arkansas (493 of 814).....	2009-10
7.	155.9—	Connor Shaw, South Carolina (480 of 733).....	2010-13
8.	155.4—	Greg McElroy, Alabama (436 of 658).....	2007-10
9.	152.3—	Chad Kelly, Ole Miss (503 of 786).....	2015-16
10.	148.2—	Jason Campbell, Auburn (552 of 854).....	2001-04
11.	147.1—	Peyton Manning, Tennessee (863 of 1,381).....	1994-97
12.	146.8—	Rex Grossman, Florida (677 of 1,110).....	2000-02
13.	146.1—	Dak Prescott, Mississippi State (734 of 1,169).....	2012-15
14.	144.0—	Tyler Wilson, Arkansas (593 of 948).....	2008-12
15.	142.9—	David Greene, Georgia (849 of 1,440).....	2001-04
16.	142.7—	Dak Prescott, Mississippi State (418 of 691).....	2012-15
17.	141.7—	Tim Couch, Kentucky (795 of 1,184).....	1996-98
18.	140.8—	Bo Wallace, Ole Miss (747 of 1,186).....	2012-14
19.	139.9—	André Woodson, Kentucky (791 of 1,278).....	2004-07
20.	139.0—	Casey Clausen, Tennessee (775 of 1,270).....	2000-03

YARDS GAINED

GAME:

1.	544—	Eric Zeier, Georgia vs. Southern Miss. (30 of 47).....	1993
2.	530—	Tyler Bray, Tennessee vs. Troy (29 of 47).....	2012
3.	528—	Jared Lorenzen, Kentucky vs. Georgia (39 of 58).....	2000
		Rohan Davey, LSU vs. Alabama (35 of 44).....	2001
5.	523—	Peyton Manning, Tennessee vs. Kentucky (25 of 35).....	1997
6.	511—	Kenny Hill, Texas A&M vs. South Carolina (44 of 60).....	2014
7.	510—	Tyler Wilson, Arkansas vs. Texas A&M (30 of 51).....	2011
8.	508—	Dak Prescott, Mississippi State vs. Arkansas (38 of 50).....	2015
9.	499—	Tim Couch, Kentucky vs. Arkansas (47 of 67).....	1998
10.	498—	Tim Couch, Kentucky vs. Louisville (29 of 39).....	1998
11.	492—	Peyton Manning, Tennessee vs. Florida (37 of 65).....	1996
		Tim Couch, Kentucky vs. Vanderbilt (44 of 53).....	1998
13.	485—	Eric Zeier, Georgia vs. South Carolina (31 of 51).....	1994
14.	484—	Scott Hunter, Alabama vs. Auburn (30 of 55).....	1969
15.	482—	Tim Tebow, Florida vs. Cincinnati (31 of 35).....	2010
16.	476—	Tim Couch, Kentucky vs. Tennessee (35 of 50).....	1997
17.	473—	Steve Taneyhill, South Carolina vs. Mississippi State (38 of 44).....	1995
18.	466—	Derrick Taitte, Mississippi State vs. Tulane (21 of 30).....	1994
19.	465—	Chad Kelly, Ole Miss vs. Auburn (36 of 59).....	2016
20.	464—	Whit Taylor, Vanderbilt vs. Tennessee (29 of 53).....	1981
		Rex Grossman, Florida vs. LSU (22 of 32).....	2001
		Johnny Manziel, Texas A&M vs. Alabama (28 of 39).....	2013

SEASON:

1.	4,275—	Tim Couch, Kentucky (400 of 553).....	1998
2.	4,114—	Johnny Manziel, Texas A&M (300 of 429).....	2013
3.	4,042—	Chad Kelly, Ole Miss (298 of 458).....	2015
4.	3,896—	Rex Grossman, Florida (259 of 395).....	2001
5.	3,893—	Aaron Murray, Georgia (249 of 386).....	2012
6.	3,884—	Tim Couch, Kentucky (363 of 547).....	1997
7.	3,869—	Ryan Mallett, Arkansas (266 of 411).....	2010
8.	3,819—	Peyton Manning, Tennessee (287 of 477).....	1997
9.	3,793—	Dak Prescott, Mississippi State (316 of 477).....	2015
10.	3,709—	André Woodson, Kentucky (327 of 518).....	2007
11.	3,706—	Johnny Manziel, Texas A&M (295 of 434).....	2012
12.	3,687—	Jared Lorenzen, Kentucky (321 of 559).....	2000
13.	3,638—	Tyler Wilson, Arkansas (277 of 438).....	2011
14.	3,625—	Danny Wuerffel, Florida (207 of 360).....	1996
15.	3,624—	Ryan Mallett, Arkansas (225 of 403).....	2009
16.	3,612—	Tyler Bray, Tennessee (268 of 451).....	2012

17.	3,600—	Eli Manning, Ole Miss (275 of 441).....	2003
18.	3,564—	Dylan Thompson, South Carolina (270 of 451).....	2014
19.	3,525—	Eric Zeier, Georgia (269 of 425).....	1993
20.	3,522—	Erik Ainge, Tennessee (325 of 519).....	2007

CAREER:

1.	13,166—	Aaron Murray, Georgia (921 of 1,478).....	2010-13
2.	11,528—	David Greene, Georgia (849 of 1,440).....	2001-04
3.	11,213—	Chris Leak, Florida (895 of 1,458).....	2003-06
4.	11,201—	Peyton Manning, Tennessee (863 of 1,381).....	1994-97
5.	11,153—	Eric Zeier, Georgia (838 of 1,402).....	1991-94
6.	10,875—	Danny Wuerffel, Florida (708 of 1,170).....	1993-96
7.	10,354—	Jared Lorenzen, Kentucky (862 of 1,514).....	2000-03
8.	10,119—	Eli Manning, Ole Miss (829 of 1,363).....	2000-03
9.	9,707—	Casey Clausen, Tennessee (774 of 1,269).....	2000-03
10.	9,534—	Bo Wallace, Ole Miss (747 of 1,186).....	2012-14
11.	9,376—	Dak Prescott, Mississippi State (734 of 1,169).....	2012-15
12.	9,360—	André Woodson, Kentucky (791 of 1,278).....	2004-07
13.	9,287—	Shane Matthews, Florida (722 of 1,202).....	1989-92
14.	9,285—	Tim Tebow, Florida (661 of 995).....	2006-09
15.	9,164—	Rex Grossman, Florida (677 of 1,110).....	2000-02
16.	9,115—	Tommy Hodson, LSU (674 of 1,163).....	1986-89
17.	9,019—	AJ McCarron, Alabama (686 of 1,026).....
18.	8,700—	Erik Ainge, Tennessee (733 of 1,210).....	2004-07
19.	8,697—	Jay Cutler, Vanderbilt (710 of 1,242).....	2002-05
20.	8,555—	Steve Taneyhill, South Carolina (727 of 1,209).....	1992-95

TOUCHDOWN PASSES

GAME

1.	7—	Terry Dean, Florida vs. New Mexico State.....	1994
		Tim Couch, Kentucky vs. Indiana.....	1997
		Doug Johnson, Florida vs. Central Michigan.....	1997
		Tim Couch, Kentucky vs. Louisville.....	1998
		Erik Ainge, Tennessee vs. Kentucky.....	2007
		Brandon Allen, Arkansas vs. Mississippi State.....	2015
7.	6—	Terry Dean, Florida vs. SW Louisiana.....	1993
		Danny Wuerffel, Florida vs. Tennessee.....	1995
		Eric Kresser, Florida vs. Northern Illinois.....	1995
		Danny Wuerffel, Florida vs. Alabama.....	1996
		Tim Couch, Kentucky vs. Northeast Louisiana.....	1997
		Eli Manning, Ole Miss vs. Arkansas.....	2001
		Jared Lorenzen, Kentucky vs. Vanderbilt.....	2001
		Chris Leak, Florida vs. South Carolina.....	2004
		André Woodson, Kentucky vs. Tennessee.....	2007
		Brandon Allen, Arkansas vs. Ole Miss.....	2015

SEASON:

1.	40—	André Woodson, Kentucky.....	2007
2.	39—	Danny Wuerffel, Florida.....	1996
3.	37—	Tim Couch, Kentucky.....	1997
		Johnny Manziel, Texas A&M.....	2013
5.	36—	Peyton Manning, Tennessee.....	1997
		Tim Couch, Kentucky.....	1998
		Aaron Murray, Georgia.....	2012
8.	35—	Danny Wuerffel, Florida.....	1995
		Aaron Murray, Georgia.....	2011
10.	34—	Rex Grossman, Florida.....	2001
11.	32—	Tim Tebow, Florida.....	2007
		Ryan Mallett, Arkansas.....	2010
13.	31—	Eli Manning, Ole Miss.....	2001
		André Woodson, Kentucky.....	2006
		Erik Ainge, Tennessee.....	2007
		Chad Kelly, Ole Miss.....	2015
17.	30—	Steve Taneyhill, South Carolina.....	1995
		Tim Tebow, Florida.....	2008
		Ryan Mallett, Arkansas.....	2009
		Cam Newton, Auburn.....	2010
		AJ McCarron, Alabama.....	2012
		Brandon Allen, Arkansas.....	2015

CAREER:

1.	121—	Aaron Murray, Georgia.....	2010-13
2.	114—	Danny Wuerffel, Florida.....	1993-96
3.	89—	Peyton Manning, Tennessee.....	1994-97
4.	88—	Chris Leak, Florida.....	2003-06

RECORDS AND RESULTS

88—	Tim Tebow, Florida	2006-09
6. 81—	Eli Manning, Ole Miss	2000-03
7. 79—	André Woodson, Kentucky	2004-07
8. 78—	Jared Lorenzen, Kentucky	2000-03
9. 77—	Rex Grossman, Florida	2000-02
77—	AJ McCarron, Alabama	2010-13
11. 75—	Casey Clausen, Tennessee	2000-03
12. 74—	Shane Matthews, Florida	1989-92
74—	Tim Couch, Kentucky	1996-98
14. 72—	David Greene, Georgia	2001-04
72—	Erik Ainge, Tennessee	2004-07
16. 70—	Dak Prescott, Mississippi State	2012-15
17. 69—	Tommy Hodson, LSU	1986-89
69—	Tyler Bray, Tennessee	2010-12
19. 67—	Eric Zeier, Georgia	1991-94
20. 64—	Brandon Allen, Arkansas	2012-15

INTERCEPTIONS

GAME:

1. 9—	John Reaves, Florida vs. Auburn (66 atts.)	1969
2. 8—	Zeke Bratkowski, Georgia vs. Georgia Tech (35 atts.)	1951
3. 7—	Alex Bowden, Auburn vs. Alabama	1965
4. 6—	Johnny Rauch, Georgia vs. Chattanooga	1948
6—	Max Stainbrook, Mississippi State vs. Cincinnati (16 atts.)	1949
6—	Allan Parks, Auburn vs. Georgia	1951
6—	Rick Norton, Kentucky vs. LSU	1965
6—	Bernie Scruggs, Kentucky vs. West Virginia	1969
6—	Jamie Howard, LSU vs. Auburn	1994
6—	Michael Henig, Mississippi State vs. LSU	2007

SEASON:

1. 29—	Zeke Bratkowski, Georgia (248 atts.)	1951
29—	Kurt Page, Vanderbilt (493 atts.)	1983
3. 23—	Zeke Bratkowski, Georgia (224 atts.)	1953
4. 21—	Dave Bair, Kentucky (164 atts.)	1967
21—	Loran Carter, Auburn (248 atts.)	1968
21—	John Reaves, Florida (356 atts.)	1971
21—	Jared Lorenzen, Kentucky (559 atts.)	2000
21—	Kevin Fant, Mississippi State (351 atts.)	2003
9. 20—	Johnny Cook, Georgia	1943
20—	John Fourcade, Ole Miss (286 atts.)	1980
20—	Randy Jenkins, Kentucky (187 atts.)	1982
20—	Jevan Snead, Ole Miss (351 atts.)	2009

CAREER:

1. 68—	Zeke Bratkowski, Georgia (734 atts.)	1951-53
2. 59—	John Reaves, Florida (1,128 atts.)	1969-71
3. 53—	Randy Jenkins, Kentucky (716 atts.)	1979-83
4. 52—	Stan White, Auburn (1,231 atts.)	1990-93
5. 47—	Jamie Howard, LSU (722 atts.)	1992-95
47—	Loran Carter, Auburn (476 atts.)	1966-68
7. 46—	Shane Matthews, Florida (1,202 atts.)	1989-92
8. 44—	Rick Norton, Kentucky (598 atts.)	1963-65
44—	Kurt Page, Vanderbilt (936 atts.)	1981-84

CONSECUTIVE ATTEMPTS WITHOUT INTERCEPTION

1. 325—	André Woodson, Kentucky	2006-07
2. 291—	AJ McCarron, Alabama	2011-12
3. 288—	Dak Prescott, Mississippi State	2015
4. 214—	David Greene, Georgia	2004
5. 203—	Tim Tebow, Florida	2008
6. 200—	Stewart Patridge, Ole Miss	1997
7. 190—	Brodie Croyle, Alabama	2005
8. 184—	Tyler Wilson, Arkansas	2011
9. 177—	Connor Shaw, South Carolina	2012-13
10. 176—	Eric Zeier, Georgia	1993-94
176—	David Greene, Georgia	2002-03
12. 170—	Quincy Carter, Georgia	1999
13. 168—	Eli Manning, Ole Miss	2001
14. 163—	Steve Taneyhill, South Carolina	1995
163—	Hutson Mason, Georgia	2013-14
16. 159—	Patrick Towles, Kentucky	2014
17. 156—	Ben Leard, Auburn	1998-99
18. 155—	Jay Barker, Alabama	1993-94

19. 153—	Andre' Woodson, Kentucky	2004-05
20. 152—	Jared Lorenzen, Kentucky	2002

RATIO OF ATTEMPTS/INTERCEPTIONS

SEASON: (Min. 100 atts.)

1.1:284.0—	Connor Shaw, South Carolina (1 in 284)	2013
2.1:183.0—	Maxwell Smith, Kentucky (1 in 183)	2013
3.1:157.0—	Ben Leard, Auburn (1 in 157)	1999
4.1:131.0—	Daryl Dickey, Tennessee (1 in 131)	1985
5.1:128.0—	Greyson Lambert, Georgia (2 in 256)	2015
6. 1:95.4—	Dak Prescott, Mississippi State (5 in 477)	2015
7. 1:95.0—	Peyton Manning, Tennessee (4 in 380)	1995
8. 1:74.8—	David Greene, Georgia (4 in 299)	2004
9. 1:74.5—	Tim Tebow, Florida (4 in 298)	2008
10. 1:73.0—	Tyler Wilson, Arkansas (6 in 438)	2011

SEASON: (Min. 200 atts.)

1.1:284.0—	Connor Shaw, South Carolina (1 in 284)	2013
2.1:128.0—	Greyson Lambert, Georgia (2 in 256)	2015
3. 1:95.4—	Dak Prescott, Mississippi State (5 in 477)	2015
4. 1:95.0—	Peyton Manning, Tennessee (4 in 380)	1995
5. 1:81.3—	Greg McElroy, Alabama (4 in 325)	2009
6. 1:74.8—	David Greene, Georgia (4 in 299)	2004
7. 1:74.5—	Tim Tebow, Florida (4 in 298)	2008
8. 1:73.0—	Tyler Wilson, Arkansas (6 in 438)	2011
9. 1:71.5—	Eric Zeier, Georgia (4 in 286)	1991
10. 1:69.3—	Hutson Mason, Georgia (4 in 277)	2014
1:69.3—	Sean White, Auburn (3 in 208)	2016

SEASON: (Min. 300 atts.)

1.1:104.7—	AJ McCarron, Alabama (3 in 314)	2012
2. 1:95.4—	Dak Prescott, Mississippi State (5 in 477)	2015
3. 1:95.0—	Peyton Manning, Tennessee (4 in 380)	1995
4. 1:81.3—	Greg McElroy, Alabama (4 in 325)	2009
5. 1:73.0—	Tyler Wilson, Arkansas (6 in 438)	2011
6. 1:67.8—	Brandon Allen, Arkansas (5 in 339)	2014
7. 1:65.6—	A.J. McCarron, Alabama (5 in 328)	2011
8. 1:65.4—	Jared Lorenzen, Kentucky (5 in 327)	2002
9. 1:63.3—	Quincy Carter, Georgia (6 in 380)	1999
1:63.3—	Chris Leak, Florida (6 in 374)	2005

CAREER: (Min. 200 atts.)

1. 1:86.3—	AJ McCarron, Alabama (8 of 690)	2010-13
2. 1:62.2—	Tim Tebow, Florida (16 in 995)	2006-09
3. 1:62.0—	Hutson Mason, Georgia (7 in 434)	2010-11, 2013-14
4. 1:60.0—	Randy Campbell, Auburn (5 in 300)	1982-83
5. 1:56.3—	Pat Trammell, Alabama (4 in 225)	1959-61

CAREER: (Min. 400 atts.)

1. 1:86.3—	AJ McCarron, Alabama (8 of 690)	2010-13
2. 1:62.2—	Tim Tebow, Florida (16 in 995)	2006-09
3. 1:62.0—	Hutson Mason, Georgia (7 in 434)	2010-11, 2013-14
4. 1:54.0—	Maxwell Smith, Kentucky (9 in 486)	2011-13
5. 1:51.1—	André Woodson, Kentucky (25 in 1,278)	2004-07
6. 1:49.2—	D.J. Shockley, Georgia (9 in 443)	2002-05
7. 1:46.4—	Stewart Patridge, Ole Miss (11 in 510)	1994-97
8. 1:45.8—	Connor Shaw, South Carolina (16 in 733)	2010-13
9. 1:45.0—	David Greene, Georgia (32 in 1,440)	2001-04
10. 1:43.9—	Zach Mettenberger, LSU (15 in 659)	2011-13

CAREER: (Min. 600 atts.)

1. 1:86.3—	AJ McCarron, Alabama (8 of 690)	2010-13
2. 1:62.2—	Tim Tebow, Florida (16 in 995)	2006-09
3. 1:51.1—	André Woodson, Kentucky (25 in 1,278)	2004-07
4. 1:48.2—	Johnny Manziel, Texas A&M (22 of 863)	2012-13
5. 1:45.8—	Connor Shaw, South Carolina (16 in 733)	2010-13
6. 1:45.0—	David Greene, Georgia (32 in 1,440)	2001-04
7. 1:42.8—	Ryan Mallett, Arkansas (19 in 814)	2009-10
8. 1:41.8—	Peyton Manning, Tennessee (33 in 1,381)	1994-97
1:41.8—	Dylan Thompson, South Carolina (16 in 669)	2011-14
10. 1:41.0—	Patrick Nix, Auburn (16 in 656)	1992-95



RECORDS AND RESULTS

LONGEST TOUCHDOWN PASSES

1.	99—	Cris Collinsworth to Derrick Gaffney, Florida vs. Rice	1977
	99—	Dondrial Pinkins to Troy Williamson, South Carolina vs. Virginia	2003
3.	98—	Dondrial Pinkins to Matthew Thomas, South Carolina vs. Ole Miss	2003
	98—	Aaron Murray to Reggie Davis, Georgia vs. North Texas	2013
	98—	Austin Appleby to Tyrie Cleveland, Florida vs. LSU	2016
6.	97—	Tim Couch to Craig Yeast, Kentucky vs. Florida	1998
7.	96—	Eric Kresser to Jacquez Green, Florida vs. Northern Illinois	1995
	96—	Kerwin Bell to Ricky Nattiel, Florida vs. Georgia	1984
9.	95—	Johnny Manziel to Mike Evans, Texas A&M vs. Alabama	2013
10.	94—	Freddie Kitchens to Michael Vaughn, Alabama vs. Florida	1996
	94—	Cam Newton to Emory Blake, Auburn vs. ULM	2010
	94—	Dylan Thompson to Damiere Byrd, South Carolina vs. UAB	2012
	94—	Anthony Jennings to Travin Dural, LSU vs. Sam Houston State	2014

RECEPTIONS CATCHES

GAME:

1.	19—	Josh Reed, LSU vs. Alabama (293 yards)	2001
2.	17—	Willie Goshua, Auburn vs. Arkansas (222 yards)	1995
	17—	Keith Edwards, Vanderbilt vs. Georgia (141 yards)	1983
4.	16—	Craig Yeast, Kentucky vs. Vanderbilt (269 yards)	1998
	16—	Earl Bennett, Vanderbilt vs. South Carolina (204 yards)	2005
6.	15—	Eric Moulds, Mississippi State vs. Tennessee (183 yards)	1995
	15—	Bob Goodridge, Vanderbilt vs. Navy (201 yards)	1967
	15—	Carlos Alvarez, Florida vs. Miami (237 yards)	1969
	15—	Keith Edwards, Vanderbilt vs. Kentucky (147 yards)	1984
	15—	Shannon Mitchell, Georgia vs. Florida (140 yards)	1993
	15—	Demarcus Robinson, Florida vs. Kentucky (216 yards)	2014
12.	14—	David Smith, Mississippi State vs. Ole Miss (194 yards)	1969
	14—	Wendell Davis, LSU vs. Ole Miss (208 yards)	1986
	14—	Zola Davis, South Carolina vs. Vanderbilt (206 yards)	1998
	14—	Earl Bennett, Vanderbilt vs. Tennessee (167 yards)	2005
	14—	Kenny McKinley, South Carolina vs. Tennessee (151 yards)	2007
	14—	Tori Gurley, South Carolina vs. Vanderbilt (112 yards)	2010
	14—	Malcome Kennedy, Texas A&M vs. South Carolina (137 yards)	2014
	14—	Laquon Treadwell, Ole Miss vs. Memphis (144 yards)	2015
20.	13—	Joey Kent, Tennessee vs. Arkansas (161 yards)	1995
	13—	Barney Poole, Ole Miss vs. Chattanooga (95 yards)	1969
	13—	Floyd Franks, Ole Miss vs. Alabama (191 yards)	1969
	13—	Brad Gaines, Vanderbilt vs. Georgia (168 yards)	1989
	13—	Brad Gaines, Vanderbilt vs. Memphis State (120 yards)	1989
	13—	Carl Pickens, Tennessee vs. Notre Dame (163 yards)	1990
	13—	Travis McGriff, Florida vs. South Carolina (222 yards)	1998
	13—	Jerel Myers, LSU vs. Auburn (153 yards)	1999
	13—	Michael Johnson, Georgia vs. Auburn (141 yards)	2002
	13—	Earl Bennett, Vanderbilt vs. Kentucky (99 yards)	2005
	13—	Earl Bennett, Vanderbilt vs. Florida (157 yards)	2006
	13—	Earl Bennett, Vanderbilt vs. Richmond (223 yards)	2007
	13—	DJ Hall, Alabama vs. Tennessee (185 yards)	2007
	13—	Andre Caldwell, Florida vs. Florida Atlantic (164 yards)	2007
	13—	Percy Harvin, Florida vs. Ole Miss (186 yards)	2008
	13—	Randall Cobb, Kentucky vs. Tennessee (116 yards)	2010
	13—	Matt Roark, Kentucky vs. Mississippi State (116 yards)	2011
	13—	Jarius Wright, Arkansas vs. Texas A&M (281 yards)	2011
	13—	Jordan Matthews, Vanderbilt vs. Tennessee (133 yards)	2013
	13—	Amari Cooper, Alabama vs. Florida Atlantic (189 yards)	2014
	13—	Amari Cooper, Alabama vs. Auburn (224 yards)	2014

SEASON:

1.	124—	Amari Cooper, Alabama (1,727 yards)	2014
2.	112—	Jordan Matthews, Vanderbilt (1,477 yards)	2013
3.	97—	Keith Edwards, Vanderbilt (909 yards)	1983
4.	94—	Josh Reed, LSU (1,740 yards)	2001
	94—	Jordan Matthews, Vanderbilt (1,323 yards)	2012
6.	90—	James Whalen, Kentucky (1,019 yards)	1999
	90—	Cobi Hamilton, Arkansas (1,335 yards)	2012
8.	89—	Calvin Ridley, Alabama (1,045 yards)	2015
9.	88—	Carlos Alvarez, Florida (1,329 yards)	1969
	88—	Chad Jackson, Florida (900 yards)	2005
	88—	Alshon Jeffery, South Carolina (1,517 yards)	2010
	88—	Fred Ross, Mississippi State (1,007 yards)	2015
13.	85—	Craig Yeast, Kentucky (1,311 yards)	1998

14.	84—	Randall Cobb, Kentucky (1,107 yards)	2010
15.	83—	Christian Kirk, Texas A&M (928 yards)	2016
16.	82—	Mike Evans, Texas A&M (1,105 yards)	2012
17.	82—	Earl Bennett, Vanderbilt (1,146 yards)	2006
	82—	Laquon Treadwell, Ole Miss (1,153 yards)	2015
19.	80—	Wendell Davis, LSU (1,244 yards)	1986
20.	79—	Bob Goodridge, Vanderbilt (1,114 yards)	1967
	79—	Earl Bennett, Vanderbilt (876 yards)	2005

CAREER:

1.	262—	Jordan Matthews, Vanderbilt (3,759 yards)	2010-13
2.	236—	Earl Bennett, Vanderbilt (2,852 yards)	2005-07
3.	228—	Amari Cooper, Alabama (3,463 yards)	2012-14
4.	208—	Craig Yeast, Kentucky (2,899 yards)	1995-98
5.	207—	Kenny McKinley, South Carolina (2,781 yards)	2005-08
6.	204—	Terrence Edwards, Georgia (3,093 yards)	1999-02
7.	202—	Laquon Treadwell, Ole Miss (2,393 yards)	2013-15
8.	200—	Keith Edwards, Vanderbilt (1,757 yards)	1980,82-84
9.	199—	Nick Fitzgerald, Mississippi State (2,528 yards)	2013-16
10.	198—	Chris Collins, Ole Miss (2,621 yards)	2000-03
11.	197—	Derek Abney, Kentucky (2,339 yards)	2000-03
12.	194—	Anthony White, Kentucky (1,519 yards)	1996-99
	194—	DJ Hall, Alabama (2,923 yards)	2004-07
14.	189—	Keenan Burton, Kentucky (2,376 yards)	2003-07
15.	188—	Boo Mitchell, Vanderbilt (2,964 yards)	1985-88
16.	185—	Andre Caldwell, Florida (2,349 yards)	2004-07
17.	183—	Wendell Davis, LSU (2,708 yards)	1984-87
	183—	Joey Kent, Tennessee (2,814 yards)	1993-96
	183—	Alshon Jeffery, South Carolina (3,042 yards)	2009-11
20.	182—	Brice Hunter, Georgia (2,373 yards)	1992-95
	182—	Dan Stricker, Vanderbilt (2,880 yards)	1999-02
	182—	Michael Clayton, LSU (2,582 yards)	2001-03

YARDS GAINED

GAME:

1.	303—	Cobi Hamilton, Arkansas vs. Rutgers (10 catches)	2012
2.	293—	Josh Reed, LSU vs. Alabama (19 catches)	2001
3.	287—	Mike Evans, Texas A&M vs. Auburn (11 catches)	2013
4.	281—	Jarius Wright, Arkansas vs. Texas A&M (13 catches)	2011
5.	279—	Mike Evans, Texas A&M vs. Alabama (7 catches)	2013
6.	269—	Craig Yeast, Kentucky vs. Vanderbilt (16 catches)	1998
7.	263—	Alexander Wright, Auburn vs. Pacific (5 catches)	1989
8.	256—	Kelley Washington, Tennessee vs. LSU (11 catches)	2001
9.	249—	Ronney Daniels, Auburn vs. Georgia (9 catches)	1999
10.	248—	Todd Kinchen, LSU vs. Mississippi State (9 catches)	1991
11.	246—	Travis Jacobs, Florida vs. UAB (8 catches)	2002
12.	237—	Carlos Alvarez, Florida vs. Miami (15 catches)	1969
13.	233—	Pharoh Cooper, South Carolina vs. Tennessee (11 catches)	2014
14.	228—	Danarius Moore, Tennessee vs. South Carolina	2010
15.	225—	Johnny Mills, Tennessee vs. Kentucky (7 catches)	1966
16.	224—	Amari Cooper, Alabama vs. Auburn (13 catches)	2014
	224—	Amari Cooper, Alabama vs. Tennessee (9 catches)	2014
18.	223—	Earl Bennett, Vanderbilt vs. Richmond (13 catches)	2007
19.	222—	Willie Goshua, Auburn vs. Arkansas (17 catches)	1995
	222—	Clarence Sevillian, Vanderbilt vs. Tennessee (6 catches)	1992
	222—	Travis McGriff, Florida vs. South Carolina (13 catches)	1998

SEASON:

1.	1,740—	Josh Reed, LSU (94 catches)	2001
2.	1,727—	Amari Cooper, Alabama (124 catches)	2014
3.	1,517—	Alshon Jeffery, South Carolina (88 catches)	2010
4.	1,477—	Jordan Matthews, Vanderbilt (112 catches)	2013
5.	1,394—	Mike Evans, Texas A&M (69 catches)	2013
6.	1,357—	Travis McGriff, Florida (70 catches)	1998
7.	1,335—	Cobi Hamilton, Arkansas (90 catches)	2012
8.	1,329—	Carlos Alvarez, Florida (88 catches)	1969
9.	1,323—	Jordan Matthews, Vanderbilt (94 catches)	2013
10.	1,311—	Craig Yeast, Kentucky (85 catches)	1998
11.	1,298—	Robert Meachem, Tennessee (71 catches)	2006
12.	1,293—	Reidel Anthony, Florida (72 catches)	1996
13.	1,244—	Wendell Davis, LSU (80 catches)	1986
14.	1,213—	Boo Mitchell, Vanderbilt (78 catches)	1988
15.	1,193—	Jarvis Landry, LSU (77 catches)	2013
16.	1,191—	Jabar Gaffney, Florida (67 catches)	2001

RECORDS AND RESULTS

17.	1,184—	Jabar Gaffney, Florida (71 catches).....	2000
18.	1,170—	Marcus Nash, Tennessee (76 catches).....	1997
19.	1,156—	Darrell Jackson, Florida (67 catches).....	1999
20.	1,153—	Laqun Treadwell, Ole Miss (82 catches).....	2015

CAREER:

1.	3,759—	Jordan Matthews, Vanderbilt (262 catches).....	2010-13
2.	3,463—	Amari Cooper, Alabama (228 catches).....	2012-14
3.	3,093—	Terrence Edwards, Georgia (204 catches).....	1999-02
4.	3,042—	Alshon Jeffery, South Carolina (183 catches).....	2009-11
5.	3,001—	Josh Reed, LSU (167 catches).....	1999-01
6.	2,964—	Boo Mitchell, Vanderbilt (188 catches).....	1985-88
7.	2,934—	Jarius Wright, Arkansas (168 catches).....	2008-11
8.	2,923—	DJ Hall, Alabama (194 catches).....	2004-07
9.	2,899—	Craig Yeast, Kentucky (208 catches).....	1995-98
10.	2,884—	Fred Gibson, Georgia (161 catches).....	2001-04
11.	2,880—	Dan Stricker, Vanderbilt (182 catches).....	1999-02
12.	2,879—	Anthony Lucas, Arkansas (137 catches).....	1995-99
13.	2,854—	Cobi Hamilton, Arkansas (175 catches).....	2008-12
14.	2,852—	Earl Bennett, Vanderbilt (236 catches).....	2005-07
15.	2,814—	Joey Kent, Tennessee (183 catches).....	1993-96
16.	2,788—	Josh Reynolds, Texas A&M (164 catches).....	2014-16
17.	2,781—	Kenny McKinley, South Carolina (207 catches).....	2005-08
18.	2,708—	Wendell Davis, LSU (183 catches).....	1984-87
19.	2,653—	Julio Jones, Alabama (179 catches).....	2008-10
20.	2,646—	Shay Hodge, Ole Miss (173 catches).....	2006-09

YARDS PER GAME

SEASON:

1.	145.0—	Josh Reed, LSU (1,740 in 12 games).....	2001
2.	132.9—	Carlos Alvarez, Florida (1,329 in 10 games).....	1969
3.	123.4—	Travis McGriff, Florida (1,357 in 11 games).....	1998
	123.4—	Amari Cooper, Alabama (1,727 in 14 games).....	2014
5.	119.2—	Craig Yeast, Kentucky (1,311 in 11 games).....	1998
6.	113.6—	Jordan Matthews, Vanderbilt (1,477 in 13 games).....	2013
7.	113.1—	Wendell Davis, LSU (1,244 in 11 games).....	1986
8.	111.4—	Bob Goodridge, Vanderbilt (1,114 in 10 games).....	1967
9.	111.3—	Cobi Hamilton, Arkansas (1,335 in 12 games).....	2012
10.	110.3—	Boo Mitchell, Vanderbilt (1,213 in 11 games).....	1988
11.	108.4—	Alshon Jeffery, South Carolina (1,517 in 14 games).....	2010
12.	108.3—	Jabar Gaffney, Florida (1,191 in 11 games).....	2001
13.	107.8—	Reidel Anthony, Florida (1,293 in 12 games).....	1996
14.	107.2—	Mike Evans, Texas A&M (1,394 in 13 games).....	2013
15.	105.1—	Terry Beasley, Auburn (1,051 in 10 games).....	1970
16.	102.5—	Josh Reed, LSU (1,127 in 11 games).....	2000
17.	101.8—	Jordan Matthews, Vanderbilt (1,323 in 13 games).....	2012
18.	100.4—	Anthony Lucas, Arkansas (1,004 in 10 games).....	1998
19.	99.8—	Robert Meachem, Tennessee (1,298 in 13 games).....	2006
20.	98.7—	Jabar Gaffney, Florida (1,184 in 12 games).....	2000

CAREER:

1.	103.3—	Jabar Gaffney, Florida (2,375 in 23 games).....	2000-01
2.	96.8—	Josh Reed, LSU (3,001 in 31 games).....	1999-01
3.	96.0—	Mike Evans, Texas A&M (2,495 in 26 games).....	2012-13
4.	86.6—	Amari Cooper, Alabama (3,463 in 39 games).....	2012-14
5.	85.8—	Kelley Washington, Tennessee (1,453 in 17 games).....	2001-02
6.	83.9—	Terry Beasley, Auburn (2,507 in 30 games).....	1969-71
7.	82.6—	Carlos Alvarez, Florida (2,563 in 31 games).....	1969-71
8.	81.5—	Earl Bennett, Vanderbilt (2,852 in 35 games).....	2005-07
9.	76.1—	Alshon Jeffery, South Carolina (3,042 in 40 games).....	2009-11
10.	75.3—	Dan Stricker, Vanderbilt (2,260 in 30 games).....	1999-02

YARDS PER CATCH

GAME: (Min. 5 catches)

1.	52.6—	Alexander Wright, Auburn vs. Pacific (5 for 263).....	1989
2.	42.0—	Troy Williamson, South Carolina vs. South Florida (5 for 210).....	2004
3.	41.2—	Sammie Coates, Auburn vs. Alabama (5 for 206).....	2014
4.	40.2—	Carlos Carson, LSU vs. Rice (5 for 201).....	1977
	40.2—	Devery Henderson, LSU vs. Kentucky (5 for 201).....	2002
6.	40.0—	Pat Coleman, Ole Miss vs. Arkansas State (5 for 200).....	1989
7.	39.9—	Mike Evans, Texas A&M vs. Alabama (7 for 279).....	2013
8.	38.0—	Marcus Robinson, South Carolina vs. Mississippi State (5 for 190).....	1996
	38.0—	Denarius Moore, Tennessee vs. South Carolina.....	2010
10.	37.0—	Clarence Sevillian, Vanderbilt vs. Tennessee (6 for 222).....	1992

GAME: (Min. 10 catches)

1.	30.3—	Cobi Hamilton, Arkansas vs. Rutgers (10 for 303).....	2012
2.	26.1—	Mike Evans, Texas A&M vs. Auburn (11 for 287).....	2013
3.	23.3—	Kelley Washington, Tennessee vs. LSU (11 for 256).....	2001

SEASON: (Min. 25 catches)

1.	29.3—	Bucky Curtis, Vanderbilt (27 for 791).....	1950
2.	25.0—	Danny Knight, Mississippi State (37 for 924).....	1982
3.	24.9—	Freddy Weygand, Auburn (32 for 796).....	1984
4.	24.3—	Tony Burks, Mississippi State (35 for 850).....	2006
5.	23.5—	Larry Seiple, Kentucky (27 for 635).....	1966
6.	23.3—	Anthony Lucas, Arkansas (43 for 1,004).....	1998
7.	22.6—	Tavarres King, Georgia (42 for 950).....	2012
8.	22.3—	Ozzie Newsome, Alabama (36 for 804).....	1977
	22.3—	Andy Hamilton, LSU (39 for 870).....	1970
10.	22.2—	Anthony Lucas, Arkansas (37 for 822).....	1999

SEASON: (Min. 50 catches)

1.	20.5—	Eric Martin, LSU (52 for 1,064).....	1983
2.	20.2—	Terry Beasley, Auburn (52 for 1,051).....	1970
	20.2—	Mike Evans, Texas A&M (69 for 1,394).....	2013
4.	19.5—	Odell Beckham, Jr., LSU (59 of 1,152).....	2013
5.	19.4—	Travis McGriff, Florida (70 for 1,357).....	1998
6.	19.2—	Marcus Monk, Arkansas (50 for 962).....	2006
7.	19.1—	Ronney Daniels, Auburn (56 for 1,068).....	1999
8.	18.6—	Jack Jackson, Florida (51 for 949).....	1993
9.	18.5—	Josh Reed, LSU (94 for 1,740).....	2001
10.	18.3—	Robert Meachem, Tennessee (71 for 1,298).....	2006

SEASON: (Min. 75 catches)

1.	18.5—	Josh Reed, LSU (94 for 1,740).....	2001
2.	17.2—	Alshon Jeffery, South Carolina (88 for 1,517).....	2010
3.	15.6—	Wendell Davis, LSU (80 for 1,244).....	1986
	15.6—	Boo Mitchell, Vanderbilt (78 for 1,213).....	1988
5.	15.4—	Craig Yeast, Kentucky (85 for 1,311).....	1998
	15.4—	Marcus Nash, Tennessee (76 for 1,170 yards).....	1997
7.	15.3—	Joey Kent, Tennessee (69 for 1,055).....	1995
8.	15.1—	Carlos Alvarez, Florida (88 for 1,329).....	1969
9.	14.5—	Julio Jones, Alabama (78 for 1,133).....	2010
10.	14.1—	Bob Goodridge, Vanderbilt (79 for 1,114).....	1967
	14.1—	Laqun Treadwell, Ole Miss (82 for 1,153).....	2015

CAREER: (Min. 50 catches)

1.	24.5—	Bucky Curtis, Vanderbilt (61 for 1,496).....	1947-50
2.	23.6—	Alexander Wright, Auburn (56 for 1,320).....	1986-89
3.	22.7—	Wayne Wheeler, Alabama (55 for 1,246).....	1971-73
4.	21.9—	Danny Knight, Mississippi State (81 for 1,773).....	1980-83
5.	21.4—	Sammie Coates, Auburn (82 for 1,757).....	2012-14

CAREER: (Min. 100 catches)

1.	21.0—	Anthony Lucas, Arkansas (137 for 2,879).....	1995-99
2.	20.3—	Ozzie Newsome, Alabama (102 for 2,070).....	1974-77
3.	20.1—	Willie Green, Ole Miss (113 for 2,274).....	1986-89
4.	20.0—	Andy Hamilton, LSU (100 for 1,995).....	1969-71
5.	19.3—	Jacquez Green, Florida (113 for 2,181).....	1995-97
6.	19.1—	Mardye McDole, Mississippi State (116 for 2,214).....	1977-80
	19.1—	Tavarres King, Georgia (126 for 2,602).....	2008-12
8.	18.8—	Joey Kent, Tennessee (150 for 2,814).....	1994-96
9.	18.0—	Reidel Anthony, Florida (126 for 2,274).....	1994-96
10.	17.9—	Josh Reed, LSU (167 for 3,001).....	1999-01
	17.9—	Fred Gibson, Georgia (161 for 2,884).....	2001-04
	17.9—	Denarius Moore, Tennessee (112 for 2,004).....	2007-10

TOUCHDOWN CATCHES

GAME:

1.	5—	Carlos Carson, LSU vs. Rice.....	1977
	5—	Earl Bennett, Vanderbilt vs. Kentucky.....	2005
	5—	Sidney Rice, South Carolina vs. Florida Atlantic.....	2006
4.	4—	Ike Hilliard, Florida vs. Tennessee.....	1995
	4—	Al Bruno, Kentucky vs. North Dakota.....	1950
	4—	Buck Martin, Georgia Tech vs. Auburn.....	1951
	4—	Allama Matthews, Vanderbilt vs. Virginia Tech.....	1982
	4—	Alexander Wright, Auburn vs. Pacific.....	1989
	4—	Tony Moss, LSU vs. Ohio.....	1989
	4—	Jack Jackson, Florida vs. New Mexico State.....	1994
	4—	Craig Yeast, Kentucky vs. Indiana.....	1997



RECORDS AND RESULTS

4—	James Whalen, Kentucky vs. Georgia	1999
4—	Mike Evans, Texas A&M vs. Auburn	2013
4—	Dorial Green-Beckham, Missouri vs. Kentucky	2013

SEASON:

1.	18—	Reidel Anthony, Florida (12 games)	1996
2.	17—	Chris Doering, Florida (12 games)	1995
3.	16—	Amari Cooper, Alabama (14 games)	2014
4.	15—	Ike Hilliard, Florida (11 games)	1995
	15—	Jack Jackson, Florida (12 games)	1994
6.	14—	Allama Matthews, Vanderbilt (11 games)	1982
	14—	Craig Yeast, Kentucky (11 games)	1998
	14—	Jabar Gaffney, Florida (12 games)	2000
9.	13—	Jabar Gaffney, Florida (11 games)	2001
	13—	Sidney Rice, South Carolina (11 games)	2005
	13—	Steve Johnson, Kentucky (11 games)	2007
	13—	Josh Reynolds, Texas A&M (13 games)	2014
13.	12—	Carlos Alvarez, Florida (10 games)	1969
	12—	Terry Beasley, Auburn (10 games)	1971
	12—	Carl Parker, Vanderbilt (11 games)	1987
	12—	Cedrick Wilson, Tennessee (11 games)	2000
	12—	Dwayne Bowe, LSU (13 games)	2006
	12—	Keenan Burton, Kentucky (13 games)	2006
	12—	Jarius Wright, Arkansas (12 games)	2011
	12—	Mike Evans, Texas A&M (13 games)	2013
	12—	Dorial Green-Beckham, Missouri (14 games)	2013
	12—	Bud Sasser, Missouri (14 games)	2014
	12—	Josh Reynolds, Texas A&M (13 games)	2016

CAREER:

1.	31—	Chris Doering, Florida (40 games)	1992-95
	31—	Amari Cooper, Alabama (40 games)	2012-14
3.	30—	Terrence Edwards, Georgia (45 games)	1999-02
	30—	Josh Reynolds, Texas A&M (38 games)	2014-16
5.	29—	Ike Hilliard, Florida (32 games)	1994-96
	29—	Terry Beasley, Auburn (30 games)	1969-71
	29—	Jack Jackson, Florida (38 games)	1992-94
8.	28—	Craig Yeast, Kentucky (43 games)	1995-98
9.	27—	Jabar Gaffney, Florida (23 games)	2000-01
	27—	Marcus Monk, Arkansas (43 games)	2004-07
11.	26—	Reidel Anthony, Florida (33 games)	1994-96
	26—	Dwayne Bowe, LSU (42 games)	2003-06
13.	25—	Joey Kent, Tennessee (44 games)	1993-96
	25—	Keenan Burton, Kentucky (46 games)	2003-07
	25—	Brandon Lafell, LSU (50 games)	2006-09

SCORING MOST POINTS

GAME:

1.	42—	Showboat Boykin, Ole Miss vs. Mississippi State (7 TDs)	1951
2.	36—	Madre Hill, Arkansas vs. South Carolina (6 TDs)	1995
	36—	Carnell Williams, Auburn vs. Mississippi State (6 TDs)	2003
	36—	Trey Burton, Florida vs. Kentucky (6 TDs)	2010
5.	30—	Bob Davis, Kentucky vs. Maryville (5 TDs)	1936
	30—	Bob Davis, Kentucky vs. Washington & Lee (5 TDs)	1937
	30—	Carlos Carson, LSU vs. Rice (5 TDs)	1977
	30—	Frank Mordica, Vanderbilt vs. Air Force (5 TDs)	1978
	30—	Joe Cribbs, Auburn vs. Vanderbilt (5 TDs)	1978
	30—	Robert Edwards, Georgia vs. South Carolina (5 TDs)	1995
	30—	Kevin Faulk, LSU vs. Kentucky (5 TDs)	1997
	30—	Shaun Alexander, Alabama vs. Brigham Young (5 TDs)	1998
	30—	Earl Bennett, Vanderbilt vs. Kentucky (5 TDs)	2005
	30—	Sidney Rice, South Carolina vs. Florida Atlantic (5 TDs)	2006
	30—	Tim Tebow, Florida vs. South Carolina (5 TDs)	2007
	30—	Washaun Ealey, Georgia vs. Kentucky (5 TDs)	2010
	30—	Alex Collins, Arkansas vs. UT-Martin (5 TDs)	2015
	30—	Peyton Barber, Auburn vs. San Jose State (5 TDs)	2015
	30—	Leonard Fournette, LSU vs. Texas Tech (5 TDs)	2015

SEASON:

1.	168—	Derrick Henry, Alabama (28 TDs)	2015
2.	150—	Tre Mason, Auburn (25 TDs)	2013
3.	147—	Colt David, LSU (1 TD, 26 FGs, 63 PATs)	2007
4.	144—	Trent Richardson, Alabama (24 TDs)	2011

	144—	Shaun Alexander, Alabama (24 TDs)	1999
6.	138—	Tim Tebow, Florida (23 TDs)	2007
	138—	Leonard Fournette, LSU (23 TDs)	2015
	134—	Daniel Carlson, Auburn (1 TD, 28 Fg, 44 PATs)	2016
9.	132—	Leigh Tiffin, Alabama (30 FG, 136 PATs)	2009
10.	131—	Billy Bennett, Georgia (31 FGs, 38 PATs)	2003
11.	130—	Billy Bennett, Georgia (26 FGs, 52 PATs)	2002
12.	126—	Garrison Hearst, Georgia (21 TDs)	1992
	126—	Cam Newton, Auburn (21 TDs)	2010
	126—	Johnny Manziel, Texas A&M (21 TDs)	2012
15.	124—	Jonathan Nichols, Ole Miss (25 FGs, 49 PATs)	2003
16.	123—	Wes Byrum, Auburn (17 FGs, 72 PATs)	2010
17.	120—	Jackie Parker, Mississippi State (16 TDs, 24 PATs)	1952
	120—	Herschel Walker, Georgia (20 TDs)	1981
	120—	Reggie Cobb, Tennessee (20 TDs)	1987
	120—	Mark Ingram, Alabama (20 TDs)	2009
	120—	Andrew Baggett, Missouri (18 FG, 66 PATs)	2013
	120—	Alex Collins, Arkansas (20 TDs)	2015
	120—	Gary Wunderlich, Ole Miss (19 FGs, 63 PATs)	2015

CAREER:

1.	412—	Blair Walsh, Georgia (184 PATs, 76 FGs, 53 games)	2008-11
2.	409—	Billy Bennett, Georgia (148 PAT, 87 FGs, 50 games)	2000-03
3.	407—	Marshall Morgan, Georgia (215 PATs, 64 FGs, 51 games)	2012-15
4.	385—	Leigh Tiffin, Alabama (83 FGs, 136 PATs)	2006-09
5.	371—	Jeff Hall, Tennessee (188 PAT, 61 FGs, 46 games)	1995-98
6.	369—	Colt David, LSU (201 PATs, 54 FGs, 1 TD, 52 games)	2005-08
7.	368—	Jeff Chandler, Florida (67 FGs, 167 PATs, 46 games)	1997-01
8.	363—	Wes Byrum, Auburn (60 FGs, 183 PATs, 51 games)	2007-10
9.	354—	Zach Hocker, Arkansas (61 FGs, 171 PATs, 50 games)	2010-13
	354—	Daniel Carlson, Auburn (1 TD, 69 FG, 141 PATs, 39 games)	2014-16
10.	353—	Kevin Butler, Georgia (122 PAT, 77 FGs, 44 games)	1981-84
11.	345—	Philip Doyle, Alabama (105 PAT, 78 FGs, 1 TD, 43 games)	1987-90
12.	344—	Jonathan Nichols, Ole Miss (63 FGs, 155 PATs, 48 games)	2001-04
13.	342—	Tim Tebow, Florida (57 TDs, 55 games)	2006-09
14.	326—	Michael Proctor, Alabama (131 PAT, 65 FGs, 47 games)	1992-95
15.	325—	James Wilhoit, Tennessee (148 PAT, 59 FGs, 50 games)	2003-06
16.	318—	Kevin Faulk, LSU (53 TDs, 41 games)	1995-98
17.	317—	John Becksvoort, Tennessee (161 PAT, 52 FGs, 41 games)	1991-94
18.	314—	Herschel Walker, Georgia (52 TDS, 1 two-point, 33 games)	1980-82
	314—	Fuad Reveiz, Tennessee (101 PAT, 71 FGs, 44 games)	1981-84
20.	312—	John Vaughn, Auburn (50 FGs, 162 PATs, 48 games)	2003-06
	312—	Van Tiffin, Alabama (59 FGs, 135 PATs, 44 games)	1983-86

MOST TOUCHDOWNS

GAME:

1.	*7—	Showboat Boykin, Ole Miss vs. Mississippi State (NCAA record)	1951
2.	6—	Madre Hill, Arkansas vs. South Carolina	1995
	6—	Carnell Williams, Auburn vs. Mississippi State	2003
	6—	Trey Burton, Florida vs. Kentucky	2010
5.	5—	Robert Edwards, Georgia vs. South Carolina	1995
	5—	Bob Davis, Kentucky vs. Maryville	1936
	5—	Bob Davis, Kentucky vs. Washington & Lee	1937
	5—	Carlos Carson, LSU vs. Rice	1977
	5—	Frank Mordica, Vanderbilt vs. Air Force	1978
	5—	Joe Cribbs, Auburn vs. Vanderbilt	1978
	5—	Kevin Faulk, LSU vs. Kentucky	1997
	5—	Shaun Alexander, Alabama vs. Brigham Young	1998
	5—	Sidney Rice, South Carolina vs. Florida Atlantic	2006
	5—	Tim Tebow, Florida vs. South Carolina	2007
	5—	Washaun Ealey, Georgia vs. Kentucky	2010
	5—	Alex Collins, Arkansas vs. UT-Martin	2015
	5—	Peyton Barber, Auburn vs. San Jose State	2015
	5—	Leonard Fournette, LSU vs. Texas Tech	2015

SEASON:

1.	28—	Derrick Henry, Alabama	2015
2.	25—	Tre Mason, Auburn	2013
3.	24—	Shaun Alexander, Alabama	1999
	24—	Trent Richardson, Alabama	2011
5.	23—	Tim Tebow, Florida	2007
	23—	Leonard Fournette, LSU	2015
7.	21—	Garrison Hearst, Georgia	1992
	21—	Cam Newton, Auburn	2010
	21—	Johnny Manziel, Texas A&M	2012

RECORDS AND RESULTS

10.	20—	Herschel Walker, Georgia	1981
	20—	Reggie Cobb, Tennessee	1987
	20—	Mark Ingram, Alabama	2009
13.	20—	Alex Collins, Arkansas	2015
14.	19—	LaBrandon Toefield, LSU	2001
	19—	Marcus Lattimore, South Carolina	2010
	19—	Eddie Lacy, Alabama	2012
17.	18—	Tommy Durrance, Florida	1969
	18—	Tim Worley, Georgia	1988
	18—	Siran Stacy, Alabama	1989
	18—	Reidel Anthony, Florida	1996
	18—	Knowshon Moreno, Georgia	2008
	18—	Charles Scott, LSU	2008
	18—	Todd Gurley, Georgia	2012

CAREER:

1.	57—	Tim Tebow, Florida (55 games)	2006-09
2.	53—	Kevin Faulk, LSU (41 games)	1995-98
3.	52—	Herschel Walker, Georgia (33 games)	1980-82
4.	50—	Dalton Hilliard, LSU (44 games)	1982-85
5.	50—	Shaun Alexander, Alabama (41 games)	1996-99
6.	46—	Anthony Dixon, Mississippi State (47 games)	2006-09
	46—	Carnell Williams, Auburn (42 games)	2001-04
	46—	Mark Ingram, Alabama (39 games)	2008-10
9.	45—	Bo Jackson, Auburn (38 games)	1982-85
	45—	Derrick Henry, Alabama (41 games)	2013-15
11.	44—	Todd Gurley, Georgia (30 games)	2012-14
12.	44—	Dak Prescott, Mississippi State (48 games)	2012-15
13.	42—	Charles Alexander, LSU (44 games)	1975-78
	42—	Leonard Fournette, LSU (32 games)	2014-16
15.	41—	Deuce McAllister, Ole Miss (43 games)	1997-00
	41—	Darren McFadden, Arkansas (38 games)	2005-07
	41—	Marcus Lattimore, South Carolina (29 games)	2010-12
18.	40—	Bobby Humphrey, Alabama (35 games)	1985-88
19.	39—	Stanley Morgan, Tennessee (44 games)	1973-76
	39—	James Stewart, Tennessee (44 games)	1991-94

FIELD GOAL ATTEMPTS

GAME:

1.	7—	Al Del Greco, Auburn vs. Kentucky (made 6)	1982
	7—	Doug Pelfrey, Kentucky vs. Mississippi State (made 5)	1992
	7—	Jeremy Shelley, Alabama vs. LSU, BCS Championship Game (made 5)	2011
4.	6—	John Riley, Auburn vs. Kentucky (made 4)	1968
	6—	Alan Duncan, Tennessee vs. Kentucky (made 5)	1978
	6—	Rex Robinson, Georgia vs. Georgia Tech (made 3)	1979
	6—	Bobby Raymond, Florida vs. Florida State (made 6)	1983
	6—	Bobby Raymond, Florida vs. Kentucky (made 6)	1984
	6—	David Browndyke, LSU vs. Ole Miss (made 4)	1986
	6—	Philip Doyle, Alabama vs. SW Louisiana (made 6)	1990
	6—	Kanon Parkman, Georgia vs. Florida (made 4)	1993
	6—	Billy Bennett, Georgia vs. Georgia Tech (made 6)	2001
	6—	Jonathan Nichols, Ole Miss vs. Texas Tech (made 6)	2003
	6—	John Vaughn, Auburn vs. LSU (made 1)	2005
	6—	Blair Walsh, Georgia vs. Vanderbilt (made 4)	2011
	6—	Elliott Fry, South Carolina vs. Vanderbilt (made 4)	2015
	6—	Daniel Carlson, Auburn vs. LSU (made 6)	2016

SEASON:

1.	38—	Billy Bennett, Georgia (made 31)	2003
2.	35—	Leigh Tiffin, Alabama (made 30)	2009
	35—	Blair Walsh, Georgia (made 21)	2011
4.	34—	Leigh Tiffin, Alabama (made 25)	2007
	34—	Josh Jasper, LSU (made 28)	2010
6.	33—	Billy Bennett, Georgia (made 26)	2002
	33—	Colt David, LSU (made 26)	2007
8.	32—	Adam Griffith, Alabama (made 23)	2015
	32—	Daniel Carlson, Auburn (made 28)	2016
10.	31—	Fuad Reveiz, Tennessee (made 27)	1982
	31—	Philip Doyle, Alabama (made 19)	1988

CAREER:

1.	111—	Leigh Tiffin, Alabama (83 made)	2006-09
2.	110—	Billy Bennett, Georgia (made 87)	2000-03
3.	105—	Philip Doyle, Alabama (made 78)	1987-90
4.	103—	Blair Wash, Georgia (made 76)	2008-11

5.	98—	Kevin Butler, Georgia (made 77)	1981-84
6.	95—	Fuad Reveiz, Tennessee (made 71)	1981-84
7.	91—	Michael Proctor, Alabama (made 65)	1992-95
8.	89—	Jeff Hall, Tennessee (made 61)	1995-98
9.	88—	Van Tiffin, Alabama (made 59)	1983-86
	88—	Caleb Sturgis, Florida (made 70)	2008-12
	88—	Elliott Fry, South Carolina (made 66)	2013-16

FIELD GOALS MADE

GAME:

1.	6—	Al Del Greco, Auburn vs. Kentucky (7 atts.)	1982
	6—	Bobby Raymond, Florida vs. Florida State (6 atts.)	1983
	6—	Bobby Raymond, Florida vs. Kentucky (6 atts.)	1984
	6—	Philip Doyle, Alabama vs. SW Louisiana (6 atts.)	1990
	6—	Billy Bennett, Georgia vs. Georgia Tech (6 atts.)	2001
	6—	Jonathan Nichols, Ole Miss vs. Texas Tech (6 atts.)	2003
	6—	Daniel Carlson, Auburn vs. LSU (6 atts.)	2016
7.	5—	Brian Clark, Florida vs. Ole Miss (5 atts.)	1980
	5—	Jorge Portela, Auburn vs. Florida (5 atts.)	1977
	5—	Alan Duncan, Tennessee vs. Kentucky (6 atts.)	1978
	5—	Fuad Reveiz, Tennessee vs. Memphis State (5 atts.)	1982
	5—	Fuad Reveiz, Tennessee vs. Kentucky (5 atts.)	1982
	5—	Brian Lee, Ole Miss vs. Tulane (5 atts.)	1991
	5—	Doug Pelfrey, Kentucky vs. Mississippi State (7 atts.)	1992
	5—	Scott Etheridge, Auburn vs. LSU (5 atts.)	1992
	5—	Jaret Holmes, Auburn vs. UAB (5 atts.)	1996
	5—	Brian Hazelwood, Mississippi State vs. Arkansas (5 atts.)	1998
	5—	Alex Walls, Tennessee vs. Florida (5 atts.)	2000
	5—	Spencer Lanning, South Carolina vs. Georgia (5 atts.)	2009
	5—	Leigh Tiffin, Alabama at Ole Miss (5 atts.)	2009
	5—	Derek DePasquale, Mississippi State vs. UAB (5 atts.)	2010
	5—	Bryson Rose, Ole Miss vs. Louisiana-Lafayette (5 atts.)	2010
	5—	Jeremy Shelley, Alabama vs. LSU, BCS Championship Game	2011
	5—	Andrew Baggett, Missouri vs. Florida	2013
	5—	Daniel Carlson, Auburn vs. Alabama	2014
	5—	Adam Griffith, Alabama vs. Auburn	2015
	5—	Daniel LaCamera, Texas A&M vs. Auburn	2016

FIELD GOALS MADE

SEASON:

1.	31—	Billy Bennett, Georgia (38 atts.)	2003
2.	30—	Leigh Tiffin, Alabama (35 atts.)	2009
3.	28—	Josh Jasper, LSU (34 atts.)	2010
	28—	Daniel Carlson, Auburn (32 atts.)	2016
5.	27—	Fuad Reveiz, Tennessee (31 atts.)	1982
6.	26—	Billy Bennett, Georgia (33 atts.)	2002
	26—	Colt David, LSU (33 atts.)	2007
8.	25—	Jonathan Nichols, Ole Miss (29 atts.)	2003
	25—	Leigh Tiffin, Alabama (34 atts.)	2007
10.	24—	Carlos Reveiz, Tennessee (28 atts.)	1985
	24—	Philip Doyle, Alabama (29 atts.)	1990
	24—	Caleb Sturgis, Florida (28 att.)	2012

CAREER:

1.	87—	Billy Bennett, Georgia (110 atts.)	2000-03
2.	83—	Leigh Tiffin, Alabama (111 atts.)	2006-09
3.	78—	Philip Doyle, Alabama (105 atts.)	1987-90
4.	77—	Kevin Butler, Georgia (98 atts.)	1981-84
5.	76—	Blair Walsh, Georgia (103 atts.)	2008-11
6.	71—	Fuad Reveiz, Tennessee (95 atts.)	1981-84
7.	70—	Caleb Sturgis, Florida (88 att.)	2008-12
8.	69—	Daniel Carlson, Auburn (83 att.)	2014-16
9.	67—	Jeff Chandler, Florida (80 atts.)	1997-01
10.	66—	Elliott Fry, South Carolina (88 atts.)	2013-16

LONG FIELD GOALS

GAME:

1.	60—	Fuad Reveiz, Tennessee vs. Georgia Tech	1982
	60—	Kevin Butler, Georgia vs. Clemson	1984
	60—	Chris Perkins, Florida vs. Tulane	1984
4.	59—	Cloyce Hinton, Ole Miss vs. Georgia	1969
	59—	Kevin Butler, Georgia vs. Ole Miss	1982



RECORDS AND RESULTS

6.	58—	Cloyce Hinton, Ole Miss vs. Houston	1970
	58—	Allan Leavitt, Georgia vs. Vanderbilt	1976
	58—	Brandon Coutu, Georgia vs. Louisiana-Monroe	2005
9.	57—	Neil O'Donoghue, Auburn vs. Tennessee	1976
	57—	Van Tiffin, Alabama vs. Texas A&M	1985
	57—	Bryan Owen, Ole Miss vs. Tulane	1988
	57—	Phillip Yost, Auburn vs. Western Kentucky	2003

CONSECUTIVE FIELD GOALS MADE

1.	20—	Marshall Morgan, Georgia	2013-14
2.	18—	Fuad Reveiz, Tennessee	1984
3.	17—	Bobby Raymond, Florida	1984
	17—	Bryson Rose, Ole Miss	2010-11
	17—	Gary Wunderlich, Ole Miss	2016

FIELD GOAL PERCENTAGE

SEASON: (Min. 10 made)

1.	100.0—	David Browndyke, LSU (14 of 14)	1989
2.	95.7—	Gary Wunderlich, Ole Miss (22 of 23)	2016
3.	93.8—	Wes Byrum, Auburn (15 of 16)	2009
4.	93.3—	Mike Conway, LSU (14 of 15)	1978
5.	92.9—	Billy Bennett, Georgia (13 of 14)	2000
	92.9—	Colby Delahoussaye, LSU (13 of 14)	2013

SEASON: (Min. 20 made)

1.	95.7—	Gary Wunderlich, Ole Miss (22 of 23)	2016
2.	91.7—	Marshall Morgan, Georgia (22 of 24)	2013
3.	90.9—	Blair Walsh, Georgia (20 of 22)	2009
4.	88.4—	Bobby Raymond, Florida (23 of 26)	1984
5.	88.0—	Phillip Doyle, Alabama (22 of 25)	1989
6.	87.5—	Jeff Chandler, Florida (21 of 24)	1999
	87.5—	Daniel Carlson, Auburn (28 of 32)	2016
8.	87.1—	Fuad Reveiz, Tennessee (27 of 31)	1982
9.	86.9—	Bobby Raymond, Florida (20 of 23)	1983
	86.9—	Fuad Reveiz, Tennessee (20 of 23)	1984
	86.9—	Blair Walsh, Georgia (20 of 23)	2010

CAREER: (Min. 25 made)

1.	*87.8—	Bobby Raymond, Florida (43 of 49)	1982-84
2.	86.2—	Bryson Rose, Ole Miss (25 of 29)	2010-12
3.	83.9—	Josh Jasper, LSU (47 of 56)	2008-10
	83.9—	Gary Wunderlich, Ole Miss (47 of 56)	2014-16
5.	83.8—	Jeff Chandler, Florida (67 of 80)	1997-01
6.	83.1—	Daniel Carlson, Auburn (69 of 83)	2014-16
7.	82.9—	Berj Yepremian, Florida (29 of 35)	1976-78
8.	82.8—	Jeff Chandler, Florida (48 of 58)	1997-00
9.	82.1—	Judd Davis, Florida (32 of 39)	1992-94
10.	81.3—	David Browndyke, LSU (61 of 75)	1986-89
11.	80.3—	Brandon Coutu, Georgia (53 of 66)	2004-07
12.	80.4—	Daniel Carlson, Auburn (41 of 51)	2014-15
13.	79.5—	Caleb Sturgis, Florida (70 of 88)	2009-12
14.	79.4—	Austin MacGinnis, Kentucky (50 of 63)	2014-Present
15.	79.1—	Billy Bennett, Georgia (87 of 110)	2000-03
	79.1—	Scott Etheridge, Auburn (34 of 43)	1992-93
17.	78.9—	Jeff Dawson, Florida (30 of 38)	1985-86
18.	78.8—	Matt Hawkins, Auburn (26 of 33)	1994-95
19.	78.5—	Kevin Butler, Georgia (77 of 98)	1981-84
20.	77.9—	Alex Walls, Tennessee (53 of 68)	1999-02

PAT KICKS ATTEMPTED

GAME:

1.	13—	Red Lutz, Alabama vs. Delta State (made 11)	1951
2.	11—	George Jernigan, Georgia vs. Furman (made 10)	1946
	11—	Bill Davis, Alabama vs. Virginia Tech (made 11)	1973
	11—	Reed Morton, South Carolina vs. Kent (made 11)	1995
	11—	Collins Cooper, Florida vs. Central Michigan (made 9)	1997
6.	10—	Bob Gain, Kentucky vs. North Dakota (made 10)	1950
	10—	Bobby Moreau, LSU vs. Rice (made 10)	1977
	10—	Judd Davis, Florida vs. New Mexico State (made 10)	1994
	10—	Judd Davis, Florida vs. Kentucky (made 10)	1994
	10—	Kanon Parkman, Georgia vs. Northeast Louisiana (made 10)	1994
	10—	Alex Walls, Tennessee vs. Louisiana-Monroe (made 10)	2000
	10—	Josh Lambo, Texas A&M vs. Lamar (made 10)	2014

SEASON:

1.	79—	Jonathan Phillips, Florida (made 78)	2008
2.	74—	Taylor Bertolet, Texas A&M (made 67)	2012
3.	73—	Joey Iijas, Florida (made 72)	2007
	73—	Wes Byrum, Auburn (made 72)	2010
5.	71—	Bart Edmiston, Florida (made 71)	1995
6.	69—	Jeremy Shelley, Alabama (made 69)	2012
	69—	Andrew Baggett, Missouri (made 66)	2013
8.	68—	Marshall Morgan, Georgia (made 67)	2014
8.	67—	Marshall Morgan, Georgia (made 63)	2012
	67—	Cody Parkey, Auburn (made 66)	2013
10.	66—	Bart Edmiston, Florida (made 69)	1996

CAREER:

1.	220—	Marshall Morgan, Georgia (made 215)	2012-15
2.	204—	Colt David, LSU (made 201)	2005-08
3.	194—	Jeff Hall, Tennessee (made 188)	1995-98
4.	186—	Wes Byrum, Auburn (made 183)	2007-10
5.	185—	Blair Walsh, Georgia (made 184)	2008-11
6.	180—	Jeff Chandler, Florida (made 167)	1997-01
7.	175—	Jeremy Shelley, Alabama (made 162)	2009-12
8.	173—	Zach Hocker, Arkansas (made 171)	2010-13
9.	165—	Lones Seiber, Kentucky (made 158)	2006-09
10.	164—	Bart Edmiston, Florida (made 160)	1992-96

PAT KICKS MADE

GAME:

1.	11—	Reed Morton, South Carolina vs. Kent (11 atts.)	1995
	11—	Bill Davis, Alabama vs. Virginia Tech (11 atts.)	1973
	11—	Red Lutz, Alabama vs. Delta State (13 atts.)	1951
4.	10—	Bob Gain, Kentucky vs. North Dakota (10 atts.)	1950
	10—	Bobby Moreau, LSU vs. Rice (10 atts.)	1977
	10—	George Jernigan, Georgia vs. Furman (10 atts.)	1946
	10—	Judd Davis, Florida vs. New Mexico State (10 atts.)	1994
	10—	Judd Davis, Florida vs. Kentucky (10 atts.)	1994
	10—	Kanon Parkman, Georgia vs. Northeast Louisiana (10 atts.)	1994
	10—	Alex Walls, Tennessee vs. Louisiana-Monroe (10 atts.)	2000
	10—	Josh Lambo, Texas A&M vs. Lamar (10 atts.)	2014

SEASON:

1.	78—	Jonathan Phillips, Florida (79 atts.)	2008
2.	72—	Joey Iijas, Florida (73 atts.)	2007
	72—	Wes Byrum, Auburn (73 atts.)	2010
4.	71—	Bart Edmiston, Florida (71 atts.)	1995
5.	69—	Jeremy Shelley, Alabama (69 atts.)	2012
6.	67—	Taylor Bertolet, Texas A&M (74 atts.)	2012
	67—	Marshall Morgan, Georgia (68 atts.)	2014
8.	66—	Cody Parkey, Auburn (67 atts.)	2013
	66—	Andrew Baggett, Missouri (69 atts.)	2013
10.	65—	Judd Davis, Florida (65 atts.)	1994

CAREER:

1.	215—	Marshall Morgan, Georgia (220 atts.)	2012-15
2.	201—	Colt David, LSU (204 atts.)	2005-08
3.	188—	Jeff Hall, Tennessee (194 atts.)	1995-98
4.	184—	Blair Walsh, Georgia (185 atts.)	2008-11
5.	183—	Wes Byrum, Auburn (186 atts.)	2007-10
6.	172—	Jeremy Shelley, Alabama (175 atts.)	2009-12
7.	171—	Zach Hocker, Arkansas (173 atts.)	2010-13
8.	167—	Jeff Chandler, Florida (180 atts.)	1997-01
9.	162—	John Vaughn, Auburn (163 atts.)	2003-06
10.	161—	John Becksvoort, Tennessee (161 atts.)	1991-94
	161—	Elliott Fry, South Carolina (162 atts.)	2013-16

PAT KICKS PERCENTAGE

GAME: (Min. 10 atts.)

1.	100—	Bill Davis, Alabama vs. Virginia Tech (11 of 11)	1973
	100—	Reed Morton, South Carolina vs. Kent (11 of 11)	1995
	100—	Bob Gain, Kentucky vs. North Dakota (10 of 10)	1950
	100—	Bobby Moreau, LSU vs. Rice (10 of 10)	1977
	100—	Judd Davis, Florida vs. Kentucky (10 of 10)	1994
	100—	Judd Davis, Florida vs. New Mexico State (10 of 10)	1994
	100—	Alex Walls, Tennessee vs. Louisiana-Monroe (10 of 10)	2000
	100—	Josh Lambo, Texas A&M vs. Lamar (10 of 10)	2014

RECORDS AND RESULTS

SEASON: (Min. 45 atts.)

1.	100—	Bart Edmiston, Florida (71 of 71)	1995
	100—	Judd Davis, Florida (65 of 65)	1994
	100—	Colt David, LSU (63 of 63)	2007
	100—	John Becksvoort, Tennessee (59 of 59)	1993
	100—	Billy Bennett, Georgia (52 of 49)	2002
	100—	John Vaughn, Auburn (50 of 50)	2005
	100—	Greg Burke, Tennessee (50 of 50)	1990
	100—	Blair Walsh, Georgia (50 of 50)	2008
	100—	Chris Knapp, Auburn (49 of 49)	1986
	100—	Jonathan Nichols, Ole Miss (49 of 49)	2003
	100—	Matt Leach, Florida (49 of 49)	2004
	100—	Brandon Coutu, Georgia (49 of 49)	2007
	100—	Jeff Hall, Tennessee (47 of 47)	1998
	100—	Scott Etheridge, Auburn (45 of 45)	1993
	100—	Brandon Coutu, Georgia (45 of 45)	2005
	100—	Wes Byrum, Auburn (54 of 54)	2009
	100—	Zach Hocker, Arkansas (56 of 56)	2010
	100—	Blair Walsh, Georgia (46 of 46)	2011
	100—	Adam Yates, South Carolina (49 of 49)	2012
	100—	Jeremy Shelley, Alabama (69 of 69)	2012
	100—	Marshall Morgan, Georgia (47 of 47)	2013
	100—	Daniel Carlson, Auburn (57 of 57)	2014
	100—	Elliott Fry, South Carolina (51 of 51)	2014
	100—	Josh Lambo, Texas A&M (59 of 59)	2014
	100—	Cole Hedlund, Arkansas (58 of 58)	2015
	100—	Adam Griffith, Alabama (62 for 62)	2015
	100—	Gary Wunderlich, Ole Miss (63 of 63)	2015
	100—	Daniel LaCamera, Texas A&M (54 of 54)	2016

CAREER: (MIN. 100 atts.)

1.	*100—	John Becksvoort, Tennessee (161 of 161)	1991-94
	*100—	Van Tiffin, Alabama (135 of 135)	1983-86
	*100—	Damon Duval, Auburn (125 of 125)	1999-02
	*100—	Brandon Coutu, Georgia (114 of 114)	2004-07
	*100—	David Browndyke, LSU (109 of 109)	1986-89
	100—	Daniel Carlson, Auburn (141 of 141)	2014-Present
7.	99.5—	Blair Walsh, Georgia (184 of 185)	2008-11
8.	99.4—	John Vaughn, Auburn (162 of 163)	2003-06
	99.4—	Elliott Fry, South Carolina (161 of 162)	2013-16
10.	99.2—	Michael Proctor, Alabama (131 of 132)	1992-95
	99.2—	Adam Griffith, Alabama (120 of 121)	2012-15

*—NCAA record

CONSECUTIVE PAT KICKS MADE

1.	161—	John Becksvoort, Tennessee	1991-94
2.	155—	Elliott Fry, South Carolina	2013-16
3.	141—	Daniel Carlson, Auburn	2014-Present
4.	135—	Van Tiffin, Alabama	1983-86
5.	130—	Michael Proctor, Alabama	1992-95
6.	125—	Damon Duval, Auburn	1999-02
7.	124—	Elliott Fry, South Carolina	2013-15
8.	119—	Blair Walsh, Georgia	2008-10
9.	117—	Jonathan Nichols, Ole Miss	2001-04
10.	114—	Bart Edmiston, Florida	1992-96
	114—	Brandon Coutu, Georgia	2004-07
12.	113—	Billy Bennett, Georgia	2000-03
13.	109—	David Browndyke, LSU	1986-89
14.	108—	Josh Lambo, Texas A&M	2013-15
15.	107—	John Vaughn, Auburn	2004-06
16.	104—	Matt Leach, Florida	2002-04
17.	101—	Rex Robinson, Georgia	1977-80
18.	97—	Daniel Carlson, Auburn	2014-15
19.	92—	Taylor Begley, Kentucky	2002-05
	92—	Blair Walsh, Georgia	2008-09
20.	91—	Alex Walls, Tennessee	1999-02

TOTAL POINTS SCORED BY KICKING

GAME:

1.	23—	Bobby Raymond, Florida vs. Florida State (6 FGs, 5 PATs)	1983
2.	21—	Jonathan Nichols, Ole Miss vs. Texas Tech (6 FGs, 3 PATs)	2003
3.	19—	Bobby Raymond, Florida vs. Kentucky (6 FGs, 1 PAT)	1984
	19—	Philip Doyle, Alabama vs. SW Louisiana (6 FGs, 1 PAT)	1990

	19—	Billy Bennett, Georgia vs. Georgia Tech (6 FGs, 1 PAT)	2001
	19—	Bryson Rose, Ole Miss vs. Louisiana-Lafayette (5 FGs, 4 PATs)	2010
7.	18—	Al Del Greco, Auburn vs. Kentucky (6 FGs)	1982
	18—	Doug Pelfrey, Kentucky vs. Mississippi State (5 FGs, 3 PAT)	1992
	18—	Daniel Carlson, Auburn vs. Alabama (5 FG, 3 PAT)	2014
10.	17—	Jorge Portela, Auburn vs. Florida (5 FGs, 2 PATs)	1977
	17—	Alan Duncan, Tennessee vs. Kentucky (5 FGs, 2 PATs)	1978
	17—	Fuad Reveiz, Tennessee vs. Memphis State (5 FGs, 2 PATs)	1982
	17—	David Browndyke, LSU vs. Mississippi State (4 FGs, 5 PATs)	1986
	17—	Alex Walls, Tennessee vs. Wyoming (4 FGs, 5 PATs)	2002
	17—	Matt Leach, Florida vs. San Jose State (3 FGs, 8 PATs)	2003
	17—	Alex Tejada, Arkansas vs. Troy (4 FGs, 5 PATs)	2007
	17—	Josh Jasper, LSU vs. Mississippi State (5 FGs, 2 PATs)	2010
	17—	Adam Griffith, Alabama vs. Auburn (5 FGs, 2 PATs)	2015
	17—	Daniel LaCamera, Texas A&M vs. Auburn (5 FGs, 2 PATs)	2016

SEASON:

1.	141—	Colt David, LSU (26 FGs, 63 PATs)	2007
2.	132—	Leigh Tiffin, Alabama (30 FG, 42 PATs)	2009
3.	131—	Billy Bennett, Georgia (31 FGs, 38 PATs)	2003
	131—	Adam Griffith, Alabama (23 FGs, 62 PATs)	2015
5.	130—	Billy Bennett, Georgia (26 FGs, 52 PATs)	2002
6.	128—	Daniel Carlson, Auburn (28 FGs, 44 PATs)	2016
7.	124—	Jonathan Nichols, Ole Miss (25 FGs, 49 PATs)	2003
8.	123—	Wes Byrum, Auburn (17 FGs, 72 PATs)	2010
9.	120—	Gary Wunderlich, Ole Miss (19 FGs, 63 PATs)	2015
	120—	Josh Jasper, LSU (28 FGs, 36 PATs)	2016

CAREER:

1.	412—	Blair Walsh, Georgia (76 FGs, 184 PATs)	2008-11
2.	409—	Billy Bennett, Georgia (87 FGs, 148 PATs)	2000-03
3.	407—	Marshall Morgan, Georgia (215 PATs, 64 FGs)	2012-15
4.	385—	Leigh Tiffin, Alabama (83 FG, 136 PATs)	2006-09
5.	371—	Jeff Hall, Tennessee (61 FGs, 188 PATs)	1995-98
6.	368—	Jeff Chandler, Florida (67 FGs, 167 PATs)	1997-01
7.	363—	Colt David, LSU (54 FGs, 201 PATs)	2005-08
	363—	Wes Byrum, Auburn (60 FGs, 183 PATs)	2007-10
9.	359—	Elliott Fry, South Carolina (66 FGs, 161 PATs)	2013-16
10.	353—	Kevin Butler, Georgia (77 FGs, 122 PATs)	1981-84
11.	348—	Daniel Carlson, Auburn (69 FGs, 141 PATs)	2014-Present
12.	344—	Jonathan Nichols, Ole Miss (63 FGs, 155 PATs)	2001-04
13.	340—	Caleb Sturgis, Florida (70 FG, 130 PAT)	2008-12
14.	339—	Philip Doyle, Alabama (78 FGs, 105 PATs)	1987-90
15.	326—	Michael Proctor, Alabama (65 FGs, 131 PATs)	1992-95
16.	325—	James Wilhoit, Tennessee (59 FGs, 148 PATs)	2003-06
17.	317—	John Becksvoort, Tennessee (52 FGs, 161 PATs)	1991-94
18.	314—	Fuad Reveiz, Tennessee (71 FGs, 101 PATs)	1981-84
19.	312—	Van Tiffin, Alabama (59 FGs, 135 PATs)	1983-86
	312—	John Vaughn, Auburn (50 FGs, 162 PATs)	2003-06

PUNTING MOST PUNTS

GAME:

1.	30—	Bert Johnson, Kentucky vs. Washington & Lee	1934
2.	23—	Bud Walton, Florida vs. Georgia Tech	1938
3.	21—	Hawk Cavette, Georgia Tech vs. Florida	1938
4.	19—	Johnny Cain, Alabama vs. Tennessee	1932
5.	16—	Bob Hardison, Mississippi State vs. TCU	1936
6.	15—	Connie Frederick, Auburn vs. Clemson	1968
7.	14—	Bill Hartman, Georgia vs. Auburn	1937
	14—	Bobby Collins, Mississippi State vs. LSU	1951
	14—	Boyce Smith, Vanderbilt vs. Florida	1958
	14—	Dick McGraw, Mississippi State vs. Southern Miss	1967
	14—	John Schaffler, Vanderbilt vs. Louisville	1971
	14—	Craig Colquitt, Tennessee vs. Kentucky	1976

SEASON:

1.	101—	Ralph Kercheval, Kentucky (4,413 yards for 43.5 avg.)	1933
2.	95—	Dick McGraw, Mississippi State (3,567 yards for 37.5 avg.)	1967
3.	92—	Dick McGowan, Auburn (3,833 yards for 42.2 avg.)	1939
4.	91—	Jimmy Carter, Kentucky (3,597 yards for 39.5 avg.)	1996
5.	90—	Dave Hardt, Kentucky (3,471 yards for 38.6 avg.)	1970
6.	83—	Bud Walton, Florida (3,002 yards for 36.2 avg.)	1938
	83—	Buster Morrison, Florida (3,187 yards for 38.4 avg.)	1972



RECORDS AND RESULTS

83—	Johnny Townsend, Florida (3,765 yards for 45.4 avg.)	2015
9.	81— Dixie Howell, Alabama (3,216 yards for 39.7 avg.)	1933
	81— Al Doggett, LSU (3,147 yards for 38.9 avg.)	1952

CAREER:

1.	277— Jim Arnold, Vanderbilt (12,171 yards for 43.9 avg.)	1979-82
2.	272— Bill Marinangel, Vanderbilt (11,336 yards for 41.7 avg.)	1993-96
3.	266— Jim Miller, Ole Miss (11,549 yards for 43.4 avg.)	1976-79
4.	256— Landon Foster, Kentucky (10,693 for 41.8 avg.)	2012-15
5.	254— Bill Smith, Ole Miss (11,260 for 44.3 avg.)	1983-86
6.	251— Matt Wait, Arkansas (10,599 for 42.1 avg.)	1994-97
7.	248— Dave Hardt, Kentucky (9,737 yards for 39.3 avg.)	1968-70
8.	244— Lewis Colbert, Auburn (10,179 for 41.7 avg.)	1982-85
9.	240— Dustin Colquitt, Tennessee (10,216 for 42.6 avg.)	2001-04
10.	238— Cody Ridgeway, Ole Miss (10,021 for 42.1 avg.)	2001-04
	238— P.J. Fitzgerald, Alabama (9,485 for 39.9 avg.)	2006-09

MOST PUNTS, 50 YARDS OR MORE

*86—	Bill Smith, Ole Miss	1983-86
------	----------------------	---------

MOST CONSECUTIVE GAMES W/PUNT OF 50 YARDS/ MORE

*32—	Bill Smith, Ole Miss	1983-86
------	----------------------	---------

MOST GAMES AVERAGING 40 OR MORE YARDS (MIN. 4)

*36—	Bill Smith, Ole Miss	1983-86
------	----------------------	---------

LONG PUNTS

1.	92— Bill Smith, Ole Miss vs. Southern Miss	1984
2.	89— Dixie Howell, Alabama vs. Tennessee	1933
3.	87— Rufus Deal, Auburn vs. Georgia Tech	1939
4.	87— Spike Jones, Georgia vs. Auburn	1967
	87— O.J. Key, Tulane vs. Florida	1946
6.	86— Donnie Jones, LSU vs. Kentucky	2002
7.	85— Greg Gantt, Alabama vs. Mississippi State	1971
8.	84— Mike Patrick, Mississippi State vs. Alabama	1974
9.	83— Dixie Howell, Alabama vs. Kentucky	1933
	83— Billy Mann, Ole Miss vs. Tennessee	1938

YARDS PUNTED

GAME:

1.	1,155— Bert Johnson, Kentucky vs. Washington & Lee (30 for 38.5 avg.)	1934
2.	914— Johnny Cain, Alabama vs. Tennessee (19 for 48.1 avg.)	1932
3.	904— Hawk Cavette, Georgia Tech vs. Florida (21 for 43.9 avg.)	1938
4.	899— Bud Walton, Florida vs. Georgia Tech (23 for 39.1 avg.)	1938

SEASON:

1.	4,413— Ralph Kercheval, Kentucky (101 for 43.5 avg.)	1933
2.	3,883— Dick McGowen, Auburn (92 for 42.2 avg.)	1939
3.	3,765— Johnny Townsend, Florida (83 for 45.4 avg.)	2015
4.	3,597— Jimmy Carter, Kentucky (91 for 39.5 avg.)	1996
5.	3,586— Bill Marinangel, Vanderbilt (77 for 46.6 avg.)	1996
6.	3,581— Bill Smith, Ole Miss (79 for 45.3 avg.)	1985
7.	3,567— Dick McGraw, Mississippi State (95 for 37.5 avg.)	1967
8.	3,471— Dave Hardt, Kentucky (90 for 38.6 avg.)	1970
9.	3,448— Ryan Tydlacka, Kentucky (79 for 43.6 avg.)	2011
10.	3,386— Jim Arnold, Vanderbilt (74 for 45.8 avg.)	1982

CAREER:

1.	12,171—Jim Arnold, Vanderbilt (277 for 43.9 avg.)	1979-82
2.	11,549—Jim Miller, Ole Miss (266 for 43.4 avg.)	1976-79
3.	11,336—Bill Marinangel, Vanderbilt (272 for 41.7 avg.)	1993-96
4.	11,260—Bill Smith, Ole Miss (254 for 44.3 avg.)	1983-86
5.	10,693—Landon Foster, Kentucky (256 for 41.8 avg.)	2012-15
6.	10,216—Dustin Colquitt, Tennessee (240 for 42.6 avg.)	2001-04
7.	10,021—Cody Ridgeway, Ole Miss (238 for 42.1 avg.)	2001-04
8.	10,179—Lewis Colbert, Auburn (244 for 41.7 avg.)	1982-85
9.	10,177—Matt Wait, Arkansas (251 for 42.1 avg.)	1994-97
10.	10,075—Tyler Campbell, Ole Miss (226 for 10,075)	2009-13
11.	9,900— Eric Wilbur, Florida (231 for 42.9 avg.)	2003-06
12.	9,842— Damon Duval, Auburn (227 for 43.3 avg.)	1999-02
13.	9,798— Donnie Jones, LSU (233 for 42.1 avg.)	2000-03
14.	9,737— Dave Hardt, Kentucky (248 for 39.3 avg.)	1968-70
15.	9,485— P.J. Fitzgerald, Alabama (238 for 39.9)	2006-09
16.	9,387— Dylan Breeding, Arkansas (219 for 42.9 avg.)	2009-12

17.	9,238— Courtney Leavitt, South Carolina (224 for 41.2 avg.)	1996-99
18.	9,074— Charles Childers, Ole Miss (231 for 39.3 avg.)	1987-90
19.	9,058— David Lawrence, Vanderbilt (219 for 41.4 avg.)	1989-92
20.	9,003— Gordon Ely-Kelso, Georgia (224 for 40.2 avg.)	2003-06

PUNTING AVERAGE

GAME: (Min. 2 punts)

1.	84.5— Bill Smith, Ole Miss vs. Southern Miss (2 for 169)	1984
----	--	------

GAME (Min. 7 punts)

1.	55.0— JK Scott, Alabama vs. Ohio State (7 for 385)	2014
2.	54.3— Kyle Christy, Florida vs. South Carolina (7 for 380)	2012
3.	53.1— Jim Arnold, Vanderbilt vs. North Carolina (8 for 425)	1982
4.	53.0— Fred Montsdeoca, Florida vs. Alabama (7 for 371)	1949
5.	52.0— Ralph Kercheval, Kentucky vs. Cincinnati (10 for 520)	1933
6.	51.9— Johnny Townsend, Florida vs. Vanderbilt (7 for 363)	2016
7.	51.8— Johnny Townsend, Florida vs. Alabama (8 for 414)	2015
8.	51.7— Dustin Colquitt, Tennessee vs. South Carolina (7 for 362)	2003
9.	51.6— Drew Butler, Georgia vs. LSU (8 for 413)	2011
10.	51.3— Billy Cannon, LSU vs. Ole Miss (7 for 359)	1957
	51.3— Jim Arnold, Vanderbilt vs. Air Force (8 for 410)	1979

GAME (Min. 10 punts)

1.	52.0— Ralph Kercheval, Kentucky vs. Cincinnati (10 for 520)	1933
2.	48.1— Greg Breland, Ole Miss vs. Missouri (10 for 481)	1974
	48.1— Johnny Cain, Alabama vs. Tennessee (19 for 914)	1932
4.	47.5— Andy Russ, Mississippi State vs. South Carolina (10 for 475)	1996
5.	47.3— Jerry Stovall, LSU vs. Ole Miss (10 for 473)	1960

GAME (Min. 20 punts)

1.	43.0— Hawk Cavette, Georgia Tech vs. Florida (21 for 904)	1938
----	---	------

SEASON: (Min. 30 punts)

1.	50.3— Chad Kessler, LSU (39 for 1,961)	1997
----	--	------

SEASON: (Min. 50 punts)

1.	48.2— Ricky Anderson, Vanderbilt (58 for 2,793)	1984
2.	48.1— Drew Butler, Georgia (56 for 2,691)	2009
3.	48.0— JK Scott, Alabama (55 for 2,640)	2015
4.	47.9— Johnny Townsend, Florida (64 for 3,066)	2016
5.	46.9— Terry Daniel, Auburn (51 for 2,393)	1993
6.	46.5— Andy Russ, Mississippi State (53 for 2,466)	1996
7.	46.2— Tyler Campbell, Ole Miss (63 for 2,913)	2010
8.	45.9— Jim Miller, Ole Miss (66 for 3,029)	1977
9.	45.8— Jim Arnold, Vanderbilt (74 for 3,386)	1982
	45.8— Lewis Colbert, Auburn (57 for 2,610)	1985
	45.8— Kyle Christy, Florida (66 for 3,203)	2012

SEASON: (Min. 75 punts)

1.	46.6— Bill Marinangel, Vanderbilt (77 for 3,586)	1996
2.	45.4— Johnny Townsend, Florida (83 for 3,765)	2015
3.	45.3— Bill Smith, Ole Miss (79 for 3,581)	1985
4.	43.6— Ryan Tydlacka, Kentucky (79 for 3,448)	2011
5.	43.2— Jim Miller, Ole Miss (76 for 3,283)	1978
6.	42.2— Dick McGowen, Auburn (92 for 3,883)	1939
7.	41.6— Julian Fagan, Ole Miss (75 for 3,120)	1968
8.	41.5— Jerry Shuford, Vanderbilt (79 for 3,281)	1965

SEASON (Min. 100 punts)

1.	43.5— Ralph Kercheval, Kentucky (101 for 4,394)	1933
----	---	------

CAREER: (Min. 100 punts)

1.	45.7— Johnny Townsend, Florida (176 for 8,047)	2014
2.	45.6— Ricky Anderson, Vanderbilt (111 for 5,067)	1983-84
3.	45.5— Drew Kaser, Texas A&M (108 for 4,913)	2011-14
4.	45.4— Drew Butler, Georgia (167 for 7,589 yards)	2008-11
5.	45.0— JK Scott, Alabama (125 for 5,734 yards)	2014-15
6.	44.6— Tyler Campbell, Ole Miss (226 for 10,075)	2009-13
7.	44.5— Terry Daniel, Auburn (169 for 7,522)	1992-94
	44.5— Johnny Townsend, Florida (112 for 4,982)	2013, 2015
9.	44.4— Glenn Pakulak, Kentucky (134 for 5,954)	2000-02
	44.4— Ray Criswell, Florida (161 for 7,153)	1982-85
11.	*44.3— Bill Smith, Ole Miss (254 for 11,260)	1983-86
12.	43.9— Jim Arnold, Vanderbilt (277 for 12,171)	1979-82
	43.9— Kody Bliss, Auburn (202 for 8,861)	2003-06
	43.9— Jimmy Colquitt, Tennessee (201 for 8,816)	1981-84
15.	43.7— Kyle Christy, Florida (181 for 7,914)	2011-14

RECORDS AND RESULTS

16.	43.6—	Greg Gantt, Alabama (116 for 5,095)	1971-73
17.	43.5—	Daniel Pope, Alabama (124 for 5,391)	1995-98
18.	43.4—	Jim Miller, Ole Miss (266 for 11,549)	1976-79
	43.4—	Jeff Walker, Mississippi State (141 for 6,126)	1996-99
	43.4—	Damon Duval, Auburn (227 for 9,842)	1999-02

*NCAA Record (Minimum 250 punts)

PUNT RETURNS MOST RETURNS

GAME:

1.	17—	A.B. Stubbs, Mississippi State vs. TCU (122 yards)	1936
2.	11—	Bobby Herrington, Mississippi State vs. Southwestern (116 yards)	1933
3.	9—	Bobby Jordan, Auburn vs. Clemson	1952
	9—	Mike Siganos, Kentucky vs. Tennessee (85 yards)	1976
5.	8—	Harry Gilmer, Alabama vs. Tennessee	1946
	8—	J.P. Moore, Vanderbilt vs. Florida	1946
	8—	Lee Nalley, Vanderbilt vs. Ole Miss	1948
	8—	Doug Cunningham, Ole Miss vs. Southern Miss (102 yards)	1966
	8—	Thomas Bailey, Auburn vs. Georgia Southern (62 yards)	1991
	8—	Jason Armstead, Ole Miss vs. Memphis (157 yards)	2002
	8—	Robert Dunn, Auburn vs. Arkansas (58 yards)	2007
	8—	Dustin Harris, Texas A&M vs. South Carolina State (246 yards)	2012

SEASON:

1.	45—	Willie Shelby, Alabama (396 yards)	1975
2.	43—	Lee Nalley, Vanderbilt (791 yards)	1948
	43—	Mike Siganos, Kentucky (308 yards)	1977
	43—	Mike Espy, Ole Miss (369 yards)	2003
5.	42—	Bobby Majors, Tennessee (437 yards)	1971
	42—	Eddie Brown, Tennessee (429 yards)	1972
	42—	Greg Richardson, Alabama (393 yards)	1986
	42—	Thomas Bailey, Auburn (528 yards)	1991
	42—	Cyrus Jones, Alabama (530 yards)	2015
10.	41—	Wallace Brown, Florida	1934
	41—	Sammy Grezaffi, LSU (369 yards)	1967
	41—	Eric Parker, Tennessee (387 yards)	1999
	41—	Javier Arenas, Alabama (650 yards)	2008

CAREER:

1.	125—	Greg Richardson, Alabama (1,011 yards)	1983-86
	125—	Thomas Bailey, Auburn (1,170 yards)	1991-94
	125—	Javier Arenas, Alabama (1,752 yards)	2006-09
4.	121—	Tony James, MSU (1,332 yards)	1989-92
5.	117—	Bobby Majors, Tennessee (1,163 yards)	1969-71
	117—	Brandon James, Florida (1,371 yards)	2006-09
7.	114—	Damien Gary, Georgia (1,253 yards)	2000-03
8.	113—	Mike Siganos, Kentucky (789 yards)	1975-77
9.	109—	Lee Nalley, Vanderbilt (1,695 yards)	1947-49
10.	105—	Trey Gainous, Auburn (951 yards)	1983-86

YARDS RETURNED

GAME:

1.	246—	Dustin Harris, Texas A&M vs. South Carolina State (8 returns)	2012
2.	203—	Lee Nalley, Vanderbilt vs. Kentucky (6 returns)	1948
3.	202—	Buzy Rosenberg, Georgia vs. Oregon State (5 returns)	1971
4.	195—	Andy Molls, Kentucky vs. Vanderbilt (6 returns)	1981
5.	180—	Marcus Murphy, Missouri vs. Southeastern Louisiana (5 returns)	2012
6.	178—	Joe Adams, Arkansas vs. Missouri State (6 returns)	2011
7.	173—	Mike Fuller, Auburn vs. Chattanooga (3 returns)	1974
8.	169—	Norman Jefferson, LSU vs. Ole Miss (7 returns)	1983
9.	157—	Bobby Herrington, Mississippi State vs. Vanderbilt (8 returns)	1933
	157—	Jason Armstead, Ole Miss vs. Memphis (8 returns)	2002

SEASON:

1.	*791—	Lee Nalley, Vanderbilt (43 returns)	1948
2.	650—	Javier Arenas, Alabama (41 returns)	2008
3.	544—	Derek Abney, Kentucky (36 returns)	2002
4.	539—	Pinky Rohm, LSU (35 returns)	1937
5.	530—	Cyrus Jones, Alabama (42 returns)	2015
6.	528—	Thomas Bailey, Auburn (42 returns)	1991
7.	510—	Brandon James, Florida (37 returns)	2008
8.	502—	Mike Fuller, Auburn (30 returns)	1974
9.	499—	Domanick Davis, LSU (36 returns)	2002

10.	498—	Junie Hovious, Ole Miss (36 returns)	1940
	498—	Lee Nalley, Vanderbilt (35 returns)	1949

*—NCAA Record

CAREER:

1.	1,752—	Javier Arenas, Alabama (125 returns)	2006-09
2.	1,695—	Lee Nalley, Vanderbilt (109 returns)	1947-49
3.	1,371—	Brandon James, Florida (117 returns)	2006-09
4.	1,332—	Tony James, Mississippi State (121 returns)	1989-92
5.	1,253—	Damien Gary, Georgia (114 returns)	2000-03
6.	1,170—	Thomas Bailey, Auburn (125 returns)	1991-94
7.	1,163—	Bobby Majors, Tennessee (117 returns)	1969-71
8.	1,142—	Junie Hovious, Ole Miss (84 returns)	1938-41
9.	1,126—	Domanick Davis, LSU (94 returns)	1999-02
10.	1,119—	Harry Gilmer, Alabama (83 returns)	1944-47

YARDS PER RETURN

GAME: (Min. 3)

1.	57.7—	Mike Fuller, Auburn vs. Chattanooga (3 for 173)	1974
2.	48.3—	Joe Labruzzo, LSU vs. Rice (3 for 145)	1963
3.	47.0—	Eddie Kennison, LSU vs. Mississippi State (3 for 141)	1994
4.	45.0—	Bert Rechichar, Tennessee vs. Wash. & Lee (3 for 135)	1950
5.	40.6—	Harry Gilmer, Alabama vs. Georgia (3 for 122)	1947
6.	40.4—	Buzy Rosenberg, Georgia vs. Oregon State (5 for 202)	1971
7.	40.0—	Joe Adams, Arkansas vs. Ole Miss (3 for 120)	2010
8.	38.7—	Cory Peterson, Ole Miss vs. SMU (3 for 116)	1998
9.	37.8—	Will Glover, Ole Miss vs. Chattanooga (4 for 151)	1947
10.	37.3—	Tom McWilliams, Mississippi State vs. Chattanooga (4 for 149)	1946

SEASON: (Min. 10)

1.	26.7—	Hal Griffin, Florida (10 for 267)	1947
2.	*25.9—	Bill Blackstock, Tennessee (12 for 311)	1951
3.	25.2—	Ken Phares, Mississippi State (10 for 252)	1971
4.	23.9—	Hal Griffin, Florida (13 for 310)	1946
5.	22.6—	Rafael Little, Kentucky (14 for 317)	2006
6.	21.7—	Marcus Rhoden, Mississippi State (19 for 413)	1965
	21.7—	Christian Kirk, Texas A&M (13 for 282)	2016
8.	20.4—	Walter Slater, Tennessee	1941
9.	20.0—	Gordon Pettus, Alabama (10 for 200)	1948

SEASON: (Min. 20)

1.	19.1—	Mike Fuller, Auburn (20 for 381)	1973
2.	18.5—	Skyler Green, LSU (25 for 462)	2003
3.	18.4—	Rick Kimbrough, Ole Miss (20 for 368)	1973
4.	18.1—	Harry Gilmer, Alabama (21 for 381)	1947

SEASON: (Min. 40)

1.	18.4—	Lee Nalley, Vanderbilt (43 for 791)	1948
----	-------	---	------

CAREER: (Min. 50)

1.	17.7—	Mike Fuller, Auburn (50 for 883)	1973-74
2.	15.4—	Dicky Lyons, Kentucky (69 for 1,065)	1966-68
3.	14.9—	Thomas Flowers, Georgia (55 for 821)	2004-07
4.	14.7—	Bert Rechichar, Tennessee (55 for 808)	1949-51
5.	14.5—	Tom McWilliams, Mississippi State (55 for 795)	1944, 46-48

CAREER: (Min. 100)

1.	15.6—	Lee Nalley, Vanderbilt (109 for 1,695)	1947-49
2.	14.0—	Javier Arenas, Alabama (125 for 1,752)	2006-09
3.	11.0—	Tony James, Mississippi State (121 for 1,332)	1989-92
	11.0—	Damien Gary, Georgia (114 for 1,253)	2000-03
5.	9.9—	Bobby Majors, Tennessee (117 for 1,163)	1969-71
6.	9.4—	Thomas Bailey, Auburn (125 for 1,170)	1991-94
7.	9.1—	Trey Gainous, Auburn (105 for 954)	1983-86
8.	8.1—	Greg Richardson, Alabama (125 for 1,011)	1983-86

PUNT RETURN TOUCHDOWNS

GAME:

1.	2—	Tommy Casanova, LSU vs. Ole Miss	1970
	2—	Buzy Rosenberg, Georgia vs. Oregon State	1971
	2—	David Langner, Auburn vs. Alabama	1972
	2—	Mike Fuller, Auburn vs. Chattanooga	1974
	2—	Jacquez Green, Florida vs. Kentucky	1996
	2—	Derek Abney, Kentucky vs. Mississippi State	2002
	2—	Joe Adams, Arkansas vs. Missouri State	2011



RECORDS AND RESULTS

- 2— Marcus Murphy, Missouri vs. Southeastern Louisiana 2012
- 2— Cyrus Jones, Alabama vs. Charleston Southern 2015

SEASON:

- 1. 4— Derek Abney, Kentucky 2002
- 4— Joe Adams, Arkansas 2011
- 4— Cyrus Jones, Alabama 2015
- 4. 3— Pinky Rohm, LSU 1937
- 3— Lee Nalley, Vanderbilt 1948
- 3— Marcus Rhoden, Mississippi State 1965
- 3— Mike Fuller, Auburn 1974
- 3— David Palmer, Alabama 1991
- 3— Javier Arenas, Alabama 2008
- 3— Marcus Murphy, Missouri 2012

CAREER:

- 1. 7— Javier Arenas, Alabama 2006-09
- 2. 6— Derek Abney, Kentucky 2000-03
- 3. 5— Lee Nalley, Vanderbilt 1947-49
- 5— Joe Adams, Arkansas 2008-11
- 5— **Christian Kirk, Texas A&M 2015-present**
- 6. 4— Tom McWilliams, Mississippi State 1944-47
- 4— Bobby Majors, Tennessee 1969-71
- 4— Steve Tannen, Florida 1967-69
- 4— Buzy Rosenberg, Georgia 1970-72
- 4— David Palmer, Alabama 1991-93
- 4— Jacquez Green, Florida 1995-97
- 4— Skyler Green, LSU 2002-05
- 4— Brandon James, Florida 2006-09
- 4— Isaiah McKenzie, Georgia 2014-15
- 4— Cyrus Jones, Alabama 2012-15

LONG PUNT RETURNS

GAME:

- 1. 100— Howard Bryan, Tulane vs. Georgia Tech 1933
- 100— Bert Rechichar, Tennessee vs. Washington & Lee 1950
- 100— Jim Campagna, Georgia vs. Vanderbilt 1952
- 100— Eddie Kennison, LSU vs. Mississippi State 1994
- 100— Felix Jones, Arkansas vs. Ole Miss 2006
- 7. 98— Ray Hapes, Ole Miss vs. SW Louisiana 1935
- 8. 97— Hal Griffin, Florida vs. Miami 1946
- 97— Dicky Lyons, Kentucky vs. Houston 1966
- 97— Joe Adams, Arkansas vs. Ole Miss 2010

KICKOFF RETURNS MOST RETURNS

GAME:

- 1. 8— Kwane Doster, Vanderbilt vs. Ole Miss (243 yards) 2002
- 8— Javier Arenas, Alabama vs. LSU (168 yards) 2007
- 8— Chris Culliver, South Carolina vs. Arkansas (225 yards) 2007
- 8— Cobi Hamilton, Arkansas vs. Auburn (142 yards) 2010
- 5. 7— Doug Matthews, Vanderbilt vs. Florida (168 yards) 1969
- 7— Jeff Peeples, Vanderbilt vs. Ole Miss (138 yards) 1970
- 7— Willie Gault, Tennessee vs. USC (123 yards) 1981
- 7— Kio Sanford, Kentucky vs. Tennessee (133 yards) 1994
- 7— Fred Talley, Arkansas vs. Boise State (135 yards) 2000
- 7— Ronald Hatcher, Vanderbilt vs. Florida (122 yards) 2001
- 7— Fred Reid, Mississippi State vs. Kentucky (176 yards) 2002
- 7— Nick Turner, Mississippi State vs. Tennessee (163 yards) 2003
- 7— Trindon Holliday, LSU vs. Georgia (164 yards) 2008
- 7— Trindon Holliday, LSU vs. Florida (141 yards) 2008
- 7— Jeff Scott, Ole Miss vs. LSU (188 yards) 2010
- 7— Bryce Sherman, South Carolina vs. Arkansas (145 yards) 2010
- 7— Brandon Boykin, Georgia vs. South Carolina (184 yards) 2011
- 7— Mychal Bailey, Kentucky vs. Florida (148 yards) 2011
- 7— D'Arthur Cowan, Arkansas vs. Mississippi State (108 yards) 2012
- 7— Odell Beckham, Jr., LSU vs. Georgia (175 yards) 2013

SEASON:

- 1. 46— Demond Washington, Auburn (1,117 yards) 2010
- 2. 41— Dennis Johnson, Arkansas (905 yards) 2008
- 3. 40— Dennis Johnson, Arkansas (1,031 yards) 2009
- 40— Warren Norman, Vanderbilt (1,050 yards) 2009

- 5. 38— Brandon Boykin, Georgia (988 yards) 2009
- 38— Brandon Boykin, Georgia (850 yards) 2011
- 38— Leon Berry, Mississippi State (1,015 yards) 2009
- 8. 35— Boo Williams, South Carolina (760 yards) 1998
- 35— Mike Wallace, Ole Miss (861 yards) 2008
- 35— Bryce Sherman, South Carolina (713 yards) 2010

CAREER:

- 1. 119— Dennis Johnson, Arkansas (2,784 yards) 2008-12
- 2. 112— Brandon James, Florida (2,718 yards) 2006-09
- 3. 110— Brandon Boykin, Georgia (2,663 yards) 2008-11
- 4. 107— Mark Johnson, Vanderbilt (2,263 yards) 1986-88, 90
- 5. 106— Chris Culliver, South Carolina (2,476 yards) 2007-2010
- 6. 96— Jaylen Walton, Ole Miss (2,036 yards) 2015
- 7. 95— Domanick Davis, LSU (2,168 yards) 1999-02
- 95— Derek Abney, Kentucky (2,315 yards) 2000-03
- 9. 90— Javier Arenas, Alabama (2,166 yards) 2006-09
- 10. 85— Tony Jackson, Vanderbilt (2,004 yards) 1989-93

YARDS RETURNED

GAME:

- 1. 243— Kwane Doster, Vanderbilt vs. Ole Miss (8 returns) 2002
- 2. 222— Chris Culliver, South Carolina (8 returns) 2007
- 3. 217— Darius Sims, Vanderbilt vs. South Carolina (3 returns) 2014
- 4. 207— LaMarcus Coker, Tennessee (6 returns) 2007
- 5. 202— Demond Washington, Auburn vs. Georgia 2009
- 202— Mike Wallace, Ole Miss vs. Vanderbilt (6 returns) 2008
- 7. 197— Kerry Goode, Alabama vs. Boston College (4 returns) 1984
- 8. 196— George Ranager, Alabama vs. Auburn (5 returns) 1969
- 9. 191— Derrick Locke, Kentucky vs. Louisville (4 returns) 2009
- 10. 190— Scott Woerner, Georgia vs. Kentucky (6 returns) 1977
- 11. 188— Jeff Scott, Ole Miss vs. LSU (7 returns) 2010
- 12. 187— Brandon Boykin, Georgia vs. South Carolina (4 returns) 2009
- 13. 185— Keenan Burton, Kentucky vs. Louisville (5 returns) 2006
- 14. 184— Brandon Boykin, Georgia vs. South Carolina (7 returns) 2011
- 15. 182— Tristan Davis, Auburn vs. Arkansas (5 returns) 2008

SEASON:

- 1. 1,117— Demond Washington, Auburn (46 returns) 2010
- 2. 1,050— Warren Norman, Vanderbilt (40 returns) 2009
- 3. 1,031— Dennis Johnson, Arkansas (40 returns) 2009
- 4. 1,015— Leon Berry, Mississippi State (38 returns) 2009
- 5. 988— Brandon Boykin, Georgia (38 returns) 2009
- 6. 932— Patrick Peterson, LSU (32 returns) 2010
- 7. 905— Dennis Johnson, Arkansas (41 returns) 2008
- 8. 863— David Oku, Tennessee (33 returns) 2009
- 9. 861— Mike Wallace, Ole Miss (35 returns) 2008
- 10. 850— Brandon Boykin, Georgia (38 returns) 2011
- 11. 845— Odell Beckham, Jr., LSU (32 returns) 2013
- 12. 841— Brandon James, Florida (30 returns) 2007
- 13. 825— Brandon Boykin, Georgia (34 returns) 2010
- 14. 823— D.J. Moore, Vanderbilt (32 returns) 2007
- 15. 821— Chris Culliver, South Carolina (34 returns) 2008

CAREER:

- 1. 2,784— Dennis Johnson, Arkansas (119 returns) 2008-12
- 2. 2,718— Brandon James, Florida (112 returns) 2006-09
- 3. 2,663— Brandon Boykin, Georgia (110 returns) 2008-11
- 4. 2,498— Derek Pegues, Mississippi State (112 returns) 2005-08
- 5. 2,476— Chris Culliver, South Carolina (106 returns) 2007-10
- 6. 2,315— Derek Abney, Kentucky (95 returns) 2000-03
- 7. 2,263— Mark Johnson, Vanderbilt (107 returns) 1986-88, 90
- 8. 2,168— Domanick Davis, LSU (95 returns) 1999-02
- 9. 2,166— Javier Arenas, Alabama (90 returns) 2006-09
- 10. 2,111— André Debose, Florida (79 returns) 2009-14
- 11. 2,036— Jaylen Walton, Ole Miss (96 returns) 2012-15
- 11. 2,004— Tony Jackson, Vanderbilt (85 returns) 1989-93
- 12. 1,862— Tony James, Mississippi State (78 returns) 1989-92
- 13. 1,854— Willie Gault, Tennessee (78 returns) 1979-82
- 14. 1,806— Trindon Holliday, LSU (74 returns) 2006-09

RECORDS AND RESULTS

YARDS PER RETURN

SEASON: (Min. 20)

1.	29.6—	Felix Jones, Arkansas (22 for 652).....	2007
2.	29.2—	Solomon Patton, Florida (22 for 642).....	2013
3.	28.0—	Brandon James, Florida (30 for 841).....	2007
4.	27.9—	Dan Bland, Mississippi State (20 for 558).....	1964
	27.9—	Andre Debose, Florida (21 for 587).....	2010
6.	27.8—	Derrick Locke, Kentucky (23 for 639).....	2009
7.	27.6—	Willie Gault, Tennessee (24 for 662).....	1980
8.	27.5—	James Brooks, Auburn (21 for 577).....	1979
9.	27.4—	Tristan Davis, Auburn (24 for 657).....	2008
10.	27.0—	Leonard Scott, Tennessee (20 for 540).....	2000
	27.0—	Tristan Davis, Auburn (28 for 756).....	2006

SEASON: (Min. 30)

1.	28.0—	Brandon James, Florida (30 for 841).....	2007
2.	26.8—	Derek Abney, Kentucky (30 for 804).....	2002
3.	26.4—	Odell Beckham, Jr., LSU (32 for 845).....	2013
4.	26.2—	Warren Norman, Vanderbilt (40 for 1,050).....	2009
	26.2—	David Oku, Tennessee (33 for 863).....	2009
6.	26.0—	Brandon Boykin, Georgia (38 for 988).....	2009
7.	25.8—	Dennis Johnson, Arkansas (40 for 1,031).....	2009
8.	25.7—	D.J. Moore, Vanderbilt (32 for 823).....	2007
9.	24.9—	Kio Sanford, Kentucky (33 for 820).....	1994
10.	24.8—	Tony Jackson, Vanderbilt (32 for 794).....	1992
11.	24.7—	Keenan Burton, Kentucky (31 for 765).....	2006
12.	24.6—	Mike Wallace, Ole Miss (35 for 861).....	2008
13.	24.3—	Tony Jackson, Vanderbilt (31 for 753).....	1993
14.	24.1—	Derek Abney, Kentucky (32 for 772).....	2003
	24.1—	Chris Culliver, South Carolina (34 for 821).....	2008

CAREER: (Min. 30)

1.	28.2—	Felix Jones, Arkansas (62 for 1,749).....	2005-07
2.	27.7—	Solomon Patton, Florida (39 for 1,079).....	2010-13
3.	27.6—	Bo Carroll, Florida (36 for 992).....	1997-99
4.	27.1—	Derrick Locke, Kentucky (54 for 1,464).....	2007-10
	27.1—	Calvin Bird, Kentucky (37 for 1,001).....	1958-60
6.	26.7—	Leon Berry, Mississippi State (38 for 1,015).....	2009
7.	26.7—	Andre Debose, Florida (79 for 2,111).....	2009-14
8.	26.6—	Dan Bland, Mississippi State (42 for 1,118).....	1963-65
9.	26.5—	Tristan Davis, Auburn (55 for 1,455).....	2005-08
10.	26.1—	Jack Jackson, Florida (39 for 1,019).....	1992-94

CAREER: (min. 50)

1.	28.2—	Felix Jones, Arkansas (62 for 1,749).....	2005-07
2.	27.1—	Derrick Locke, Kentucky (54 for 1,464).....	2007-10
3.	26.7—	Andre Debose, Florida (79 for 2,111).....	2009-14
4.	26.5—	Tristan Davis, Auburn (55 for 1,455).....	2005-08
5.	26.0—	Demond Washington, Auburn (62 for 1,614).....	2007-10
6.	25.6—	Keenan Burton, Kentucky (67 for 1,715).....	2003-07
7.	25.4—	Robert Dow, LSU (70 for 1,780).....	1973-76
	25.4—	James Brooks, Auburn (68 for 1,726).....	1977-80
9.	24.4—	Derek Abney, Kentucky (95 for 2,315).....	2000-03
10.	24.3—	Brandon James, Florida (112 for 2,718).....	2006-09

KICKOFF RETURN TOUCHDOWNS

GAME:

1.	*2—	Darius Sims, Vanderbilt vs. South Carolina.....	2014
----	-----	---	------

* - Ties NCAA Record

SEASON:

1.	3—	Willie Gault, Tennessee.....	1980
	3—	Brandon Boykin, Georgia.....	2009
	3—	Warren Norman, Vanderbilt.....	2009

CAREER:

1.	4—	Willie Gault, Tennessee.....	1979-82
	4—	Felix Jones, Arkansas.....	2005-07
	4—	Brandon Boykin, Georgia.....	2008-11
	4—	Andre Debose, Florida.....	2009-14
	4—	Marcus Murphy, Missouri.....	2010-14

LONG KICKOFF RETURNS

GAME:

1.	100—	Pat Reen, Florida vs. Miami.....	1940
	100—	Jim Burkett, Alabama vs. Duquesne.....	1949
	100—	Bobby Duke, Auburn vs. Mississippi State.....	1953
	100—	Jimmy Burson, Auburn vs. Tennessee-Chattanooga.....	1960
	100—	Gary Martin, Alabama vs. Miami.....	1963
	100—	Ray Ogden, Alabama vs. Auburn.....	1964
	100—	Sammy Grezaffi, LSU vs. Tennessee.....	1967
	100—	George Ranager, Alabama vs. Auburn.....	1969
	100—	Vernon Studdard, Ole Miss vs. Alabama.....	1970
	100—	Willie Shelby, Alabama vs. Kentucky.....	1973
	100—	Preston Brown, Vanderbilt vs. Ole Miss.....	1977
	100—	Sam DeJarnette, Auburn vs. Mississippi State.....	1980
	100—	Willie Gault, Tennessee vs. Pittsburgh.....	1980
	100—	Glen Young, Mississippi State vs. LSU.....	1980
	100—	Eric Martin, LSU vs. Kentucky.....	1981
	100—	Pierre Goode, Alabama vs. Ole Miss.....	1988
	100—	Kurt Johnson, Kentucky vs. Georgia.....	1989
	100—	Jack Jackson, Florida vs. Mississippi State.....	1993
	100—	Madre Hill, Arkansas vs. LSU.....	1994
	100—	John Avery, Ole Miss vs. LSU.....	1996
	100—	Boo Williams, South Carolina vs. Vanderbilt.....	1997
	100—	John Avery, Ole Miss vs. Alabama.....	1997
	100—	Craig Yeast, Kentucky vs. Florida.....	1998
	100—	Peerless Price, Tennessee vs. Alabama.....	1998
	100—	Leonard Scott, Tennessee vs. Georgia.....	1999
	100—	Bo Carroll, Florida vs. LSU.....	1999
	100—	Deuce McAllister, Ole Miss vs. Arkansas.....	1999
	100—	Tim Carter, Auburn vs. LSU.....	2000
	100—	Derek Abney, Kentucky vs. Florida.....	2002
	100—	Fred Reid, Mississippi State vs. Memphis.....	2003
	100—	Tyrone Prothro, Alabama vs. Kentucky.....	2005
	100—	Felix Jones, Arkansas vs. Mississippi State.....	2005
	100—	Keenan Burton, Kentucky vs. Louisville.....	2006
	100—	Felix Jones, Arkansas vs. Ole Miss.....	2006
	100—	Derrick Locke, Kentucky vs. Western Kentucky.....	2008
	100—	Derrick Locke, Kentucky vs. Louisville.....	2009
	100—	Brandon Boykin, Georgia vs. South Carolina.....	2009
	100—	Brandon Boykin, Georgia vs. Tennessee.....	2009
	100—	Brandon Boykin, Georgia vs. Kentucky.....	2010
	100—	Todd Gurley, Georgia vs. Buffalo.....	2012
	100—	Onterio McCalebb, Auburn vs. Mississippi State.....	2012
	100—	Andre Debose, Florida vs. Louisville.....	2012
	100—	Jaylen Walton, Ole Miss vs. Texas.....	2012
	100—	Tre Mason, Auburn vs. Washington State.....	2013
	100—	Solomon Patton, Florida vs. Missouri.....	2013
	100—	Todd Gurley, Georgia vs. Clemson.....	2014
	100—	Darius Sims, Vanderbilt vs. South Carolina.....	2014
	100—	Leonard Fournette, LSU vs. Notre Dame.....	2014
	100—	Brandon Holloway, Mississippi State vs. Southern Miss.....	2015
	100—	Deebo Samuel, South Carolina vs. Western Carolina.....	2016

MISSED FIELD GOAL RETURNS

LONG MISSED FIELD GOAL RETURNS

GAME:

1.	100—	Odell Beckham, Jr., LSU vs. UAB.....	2013
	100—	Chris Davis, Auburn vs. Alabama.....	2013

TOTAL KICK RETURNS

MOST RETURNS

SEASON:

1.	69—	Brandon James, Florida (37 PR, 32 KOR).....	2008
2.	67—	Javier Arenas, Alabama (41 PR, 26 KOR).....	2008
3.	66—	Thomas Bailey, Auburn (42 PR, 24 KOR).....	1991
	66—	Derek Abney, Kentucky (36 PR, 30 KOR).....	2002
5.	61—	Tony James, Mississippi State (40 PR, 21 KOR).....	1989
	61—	Derek Abney, Kentucky (29 PR, 32 KOR).....	2003
7.	60—	Domanick Davis, LSU (36 PR, 24 KOR).....	2002
8.	59—	Willie Gault, Tennessee (31 PR, 28 KOR).....	1981



RECORDS AND RESULTS

59—	Randall Cobb, Kentucky (28 PR, 31 KOR)	2010
10.	58— Sammy Grezaffi, LSU (41 PR, 17 KOR)	1967

CAREER:

1.	229—	Brandon James, Florida (117 PR, 112 KOR)	2006-09
2.	215—	Javier Arenas, Alabama (125 PR, 90 KOR)	2006-09
3.	199—	Tony James, Mississippi State (121 PR, 78 KOR)	1989-92
	199—	Thomas Bailey, Auburn (125 PR, 74 KOR)	1991-94
5.	190—	Derek Pegues, Mississippi State (78 PR, 112 KOR)	2005-08
6.	189—	Domanick Davis, LSU (94 KOR, 95 PR)	1999-02
7.	183—	Derek Abney, Kentucky (88 PR, 95 KOR)	2000-03
8.	156—	Willie Gault, Tennessee (78 PR, 78 KOR)	1979-82
9.	139—	Preston Brown, Vanderbilt (59 PR, 80 KOR)	1976-79
10.	138—	Kurt Johnson, Kentucky (64 PR, 74 KOR)	1989-92

MOST RETURN YARDS

GAME:

1.	266—	Nick Turner, Mississippi State vs. Tennessee (4/103 PR, 7/163 KOR)	2003
2.	243—	Kwane Doster, Vanderbilt vs. Ole Miss (243 KOR)	2002
3.	237—	Javier Arenas, Alabama vs. LSU (3/69 PR, 8/168 KOR)	2007
4.	235—	Dicky Lyons, Kentucky vs. LSU (4/75 PR, 4/160 KOR)	1967
5.	225—	Chris Culliver, South Carolina vs. Arkansas (8/225 KOR)	2007
6.	223—	Derek Abney, Kentucky vs. Florida (4/69 PR, 4/154 KOR)	2002
7.	218—	Derek Pegues, Mississippi State vs. Arkansas (3/69 PR, 5/149 KOR)	2007
8.	217—	Darius Sims, Vanderbilt vs. South Carolina (3/217 KOR)	2014
9.	212—	Javier Arenas, Alabama (5/147 PR, 2/65 KOR)	2008
10.	210—	Dale Carter, Tennessee vs. Kentucky (4/62 PR, 4/148 KOR)	1990

SEASON:

1.	1,348—	Derek Abney, Kentucky (36/544 PR, 30/804 KOR)	2002
2.	1,264—	Javier Arenas, Alabama (650 PR, 614 KOR)	2008
3.	1,248—	Brandon James, Florida (37/510 PR, 32/738 KOR)	2008
4.	1,119—	Thomas Bailey, Auburn (42/528 PR, 24/591 KOR)	1991
5.	1,117—	Demond Washington, Auburn (0/0 PR, 46/1,117 KOR)	2010
6.	1,084—	Leon Berry, Mississippi State (9/69 PR, 38/1015 KOR)	2009
7.	1,095—	Brandon James, Florida (14/254 PR, 30/841 KOR)	2007
8.	1,059—	Domanick Davis, LSU (36/499 PR, 24/560 KOR)	2002
9.	1,057—	Derek Abney, Kentucky (29/285 PR, 32/772 KOR)	2003
10.	1,050—	Warren Norman, Vanderbilt (0 PR, 1,050 KOR)	2009

CAREER:

1.	4,089—	Brandon James, Florida (117/1,371 PR, 112/2,718 KOR)	2006-09
2.	3,918—	Javier Arenas, Alabama (1,752 PR, 2,166 KOR)	2006-09
3.	3,357—	Derek Abney, Kentucky (88/1,042 PR, 95/2,315 KOR)	2000-03
4.	3,294—	Domanick Davis, LSU (94/1126 PR, 95/2168 KOR)	1999-02
5.	3,290—	Derek Pegues, Mississippi State (112/2,498 KOR, 78/792 PR)	2005-08
6.	3,194—	Tony James, Mississippi State (121/1,332 PR, 78/1,862 KOR)	1989-92
7.	3,089—	Brandon James, Florida (83/1,952 KOR, 84/1,127 PR)	2006-09
8.	2,843—	Brandon Boykin, Georgia (110/2,663 KOR, 14/180 PR)	2008-11
9.	2,837—	Marcus Murphy, Missouri (87/2,036 KOR, 75/801 PR)	2010-14
9.	2,811—	Javier Arenas, Alabama (69/1,565 KOR, 91/1,246)	2006-09

YARDS PER RETURN

GAME:

1.	97.0—	Korliss Marshall, Arkansas vs. Northern Illinois (97 yards, 1 ret.)	2014
2.	72.3—	Darius Sims, Vanderbilt vs. South Carolina (217 yards, 3 rets.)	2014
3.	63.5—	Todd Gurley, Georgia vs. Buffalo (127 yards, 2 rets.)	2012
4.	58.3—	Isaiah McKenzie, Georgia vs. Kentucky (175 yards, 3 rets.)	2014
5.	55.0—	Quan Bray, Auburn vs. San Jose State (55 yards, 1 ret.)	2014
6.	53.0—	Speedy Noil, Texas A&M vs. Lamar (53 yards, 1 ret.)	2014
7.	52.7—	Deuce McAllister, Ole Miss vs. Arkansas (158 yds., 3 rets.)	1999
8.	50.0—	Mike Fuller, Auburn vs. Chattanooga (200 yds., 4 rets.)	1974
9.	49.3—	Kerry Goode, Alabama vs. Boston Coll. (197 yds., 4 rets.)	1984
10.	49.0—	Quan Bray, Auburn vs. Louisiana Tech (98 yds., 2 rets.)	2014

SEASON: (Min. 25)

1.	27.0—	Tristan Davis, Auburn (28/756 KOR)	2007
2.	26.0—	Brandon Boykin, Georgia (39/988 KOR)	2009
3.	25.8—	Dennis Johnson, Arkansas (40/1,031 KOR)	2009
4.	25.7—	D.J. Moore, Vanderbilt (32/823 KOR)	2007
5.	24.9—	Brandon James, Florida (14/254 PR, 30/841 KOR)	2007
6.	24.4—	Deuce McAllister, Ole Miss (3/30 PR, 25/652 KOR)	1999
7.	24.3—	Demond Washington, Auburn (0/0 PR, 46/1,117 KOR)	2010
8.	24.2—	Tony Nathan, Alabama (18/223 PR, 10/212 KOR)	1977
9.	24.1—	Chris Culliver, South Carolina (34/821 KOR)	2008
10.	23.9—	Speedy Noil, Texas A&M (27/645 KOR)	2014

CAREER: (Min. 100)

1.	23.4—	Dennis Johnson, Arkansas (119/2,784 KOR)	2008-12
2.	22.9—	Brandon Boykin, Georgia (110/2,663 KOR, 14/180 PR)	2008-11
3.	21.1—	Trindon Holliday, LSU (73/1,806 KOR, 43/695 PR)	2006-09
4.	19.1—	Robert Dow, LSU (37/360 PR, 70/1,780 KOR)	1973-76
5.	18.5—	Brandon James, Florida (84/1,127 PR, 83/1,962 KOR)	2006-09
6.	18.4—	Glen Young, Mississippi State (46/512 PR, 66/1,538 KOR)	1979-82
7.	18.3—	Derek Abney, Kentucky (88/1,042 PR, 95/2,315 KOR)	2000-03
8.	18.2—	Javier Arenas, Alabama (90/2,166 PR, 125/1,752 KOR)	2006-09
9.	18.0—	Dicky Lyons, Kentucky (60/1,065 PR, 56/1,188 KOR)	1966-68
10.	17.5—	Corey Harris, Vanderbilt (32/236 PR, 74/1,614 KOR)	1988-91

KICK RETURN TOUCHDOWNS

SEASON:

1.	*6—	Derek Abney, Kentucky (4 PR, 2 KOR)	2002
2.	5—	Pinky Rohm, LSU (3 PR, 2 KOR)	1937

CAREER:

1.	8—	Derek Abney, Kentucky (6 PR, 2 KOR)	2000-03
2.	7—	Javier Arenas, Alabama (7 PR)	2006-09
3.	6—	Lee Nalley, Vanderbilt (5 PR, 1 KOR)	1947-49
4.	5—	Pinky Rohm, LSU (3 PR, 2 KOR)	1937
	5—	Willie Gault, Tennessee (1 PR, 4 KOR)	1979-82
	5—	Tom McWilliams, Mississippi State (4 PR, 1 KOR)	1944-48
	5—	Brandon James, Florida (4 PR, 1 KOR)	2006-09
	5—	Joe Adams, Arkansas (5 PR)	2008-11
	5—	Brandon Boykin, Georgia (4 KOR, 1 PR)	2008-11
	5—	Andre Debose, Florida (4 KOR, 1 PR)	2009-14
	5—	Isaiah McKenzie, Georgia (4 PR, 1 KOR)	2014-15
12.	4—	Doug Cunningham, Ole Miss (3 PR, 1 KOR)	1964-66
	4—	Marcus Rhoden, Mississippi State (3 PR, 1 KOR)	1964-66
	4—	Bobby Majors, Tennessee (4 PR)	1969-71
	4—	Mike Fuller, Auburn (3 PR, 1 KOR)	1972-74
	4—	Steve Tannen, Florida (4 PR)	1967-69
	4—	David Palmer, Alabama (4 PR)	1991-92
	4—	Jacquez Green, Florida (4 PR)	1995-97
	4—	Craig Yeast, Kentucky (1 PR, 3 KOR)	1995-98
	4—	Felix Jones, Arkansas (4 KOR)	2005-07
	4—	Trindon Holliday, LSU (2 KOR, 2 PR)	2006-09
	4—	Andre Debose, Florida (4 KOR)	2009-14
	4—	Marcus Murphy, Missouri (4 KOR)	2012-14

INTERCEPTIONS

MOST INTERCEPTIONS

GAME:

1.	4—	Jack Nix, Mississippi State vs. Arkansas	1939
	4—	Junior Rosegreen, Auburn vs. Tennessee	2004
3.	3—	42 players; Most Recent: Craig Steltz, LSU vs. Mississippi State	2007

SEASON:

1.	12—	Terry Hoage, Georgia (51 yards)	1982
2.	10—	Bobby Wilson, Ole Miss (70 yards)	1949
	10—	Hootie Ingram, Alabama (163 yards)	1952
	10—	Jake Scott, Georgia (175 yards)	1968
	10—	Bobby Majors, Tennessee (177 yards)	1970
	10—	Ben Smith, Georgia (54 yards)	1989
	10—	Senquez Golson, Ole Miss (162 yards)	2014

CAREER:

1.	20—	Bobby Wilson, Ole Miss (379 yards)	1946-49
	20—	Chris Williams, LSU (91 yards)	1977-80
3.	19—	Glen Cannon, Ole Miss (180 yards)	1967-69
	19—	Antonio Langham, Alabama (229 yards)	1990-93
5.	18—	Buddy McClinton, Auburn (208 yards)	1967-69
	18—	Tim Priest, Tennessee (305 yards)	1968-70
7.	16—	Harry Gilmer, Alabama (234 yards)	1944-47
	16—	Jake Scott, Georgia (315 yards)	1967-68
	16—	Mike Jones, Tennessee (305 yards)	1967-69
	16—	Harry Harrison, Ole Miss (242 yards)	1971-73
	16—	Jeremiah Castille, Alabama (186 yards)	1979-82
	16—	John Mangum, Alabama (95 yards)	1986-89
	16—	Corey Webster, LSU (181 yards)	2001-04
	16—	Bacarr Rambo, Georgia (293 yards)	2009-12
	16—	Senquez Golson, Ole Miss (232 yards)	2011-14

RECORDS AND RESULTS

YARDS RETURNED

GAME:

- 162— Joe Brodsky, Florida vs. Mississippi State (3 int.) 1956
- 155— Greg Long, Kentucky vs. North Texas State (3 int.) 1981

SEASON:

- 265— Eric Berry, Tennessee (7 int.) 2008
- 244— Joe Brodsky, Florida (5 int.) 1956
- 230— Eddie Jackson, Alabama (6 int.) 2015
- 222— Eric Berry, Tennessee (5 int.) 2007
- 219— Greg Jackson, LSU (7 int.) 1988
- 205— Dominick Sanders, Georgia (6 int.) 2015
- 197— David Hunter, Kentucky (3 int.) 1968
- 192— Cedric Donaldson, LSU (7 int.) 1997
- 191— Ahmad Black, Florida (7 int.) 2008
- 189— Eli Marichich, Georgia (8 int.) 1948

CAREER:

- 494— Eric Berry, Tennessee (14 int.) 2007-09
- 379— Bobby Wilson, Ole Miss (20 int.) 1946-49
- 376— Darryl Bishop, Kentucky (14 int.) 1971-73
- 362— Ahmad Black, Florida (13 int.) 2007-10
- 315— Jake Scott, Georgia (16 int.) 1967-68
- 310— Wilbur Jamerson, Kentucky (11 int.) 1947-50
- 305— Mike Jones, Tennessee (16 int.) 1967-69
- 305— Tim Priest, Tennessee (18 int.) 1968-70
- 303— Scott Woerner, Georgia (13 int.) 1977-80
- 293— Conrad Graham, Tennessee (15 int.) 1970-72
- 293— Bacarri Rambo, Georgia (16 int.) 2009-12

YARDS PER INTERCEPTION

GAME: (Min. 3)

- 54.0— Joe Brodsky, Florida vs. Mississippi State (3/162) 1956
- 51.7— Greg Long, Kentucky vs. North Texas State (3/155) 1981

SEASON: (Min. 5)

- 48.8— Joe Brodsky, Florida (5/244) 1956
- 44.4— Eric Berry, Tennessee (5/222) 2007
- 37.9— Eric Berry, Tennessee (7/265) 2008
- 34.8— Jerell Norton, Arkansas (5/174) 2007
- 38.3— Eddie Jackson, Alabama (6/230) 2015
- 34.2— Ahmad Black, Florida (5/171) 2010
- 34.2— Dominick Sanders, Georgia (6/205) 2015
- 32.0— Bobby Wilson, Ole Miss (5/160) 1947
- 31.3— Greg Jackson, LSU (7/219) 1988
- 29.8— Lito Sheppard, Florida (6/179) 2000
- 29.8— Darryl Bishop, Kentucky (5/149) 1972
- 29.8— Bobby Wilson, Ole Miss (5/149) 1948

SEASON: (Min. 10)

- 17.7— Bobby Majors, Tennessee (10/177) 1970
- 17.5— Jake Scott, Georgia, (10/175) 1968
- 16.3— Hootie Ingram, Alabama (10/163) 1952

CAREER: (Min. 10)

- 35.3— Eric Berry, Tennessee (14 for 494) 2007-09
- 28.2— Wilbur Jamerson, Kentucky (11 for 310) 1947-50
- 27.8— Ahmad Black, Florida (13 for 362) 2007-10
- 26.8— Darryl Bishop, Kentucky (14/376) 1971-73
- 26.0— Craig Steltz, LSU (11 for 286) 2004-07
- 25.5— Jackie Walker, Tennessee (11/281) 1969-71
- 24.4— Eddie Brown, Tennessee (10/244) 1971-73
- 23.9— David Langner, Auburn (12/287) 1971-73
- 23.6— Greg Jackson, LSU (11/260) 1985-88
- 23.3— Scott Woerner, Georgia (13/303) 1978-80

CAREER: (Min. 15)

- 19.7— Jake Scott, Georgia (16/315) 1967-68
- 19.5— Conrad Graham, Tennessee (15/293) 1970-72
- 19.1— Mike Jones, Tennessee (16/305) 1967-69
- 19.1— Fred Weary, Florida (15) 1994-97
- 19.0— Bobby Wilson, Ole Miss (20/379) 1946-49

INTERCEPTION TOUCHDOWNS

GAME:

- *2— Johnthan Banks, Mississippi State vs. Florida 2009
- *2— Joe Brodsky, Florida vs. Mississippi State 1956

- *2— Jake Scott, Georgia vs. Kentucky 1968
- *2— Minkah Fitzpatrick vs. Texas A&M 2015

CAREER:

- *5— Jackie Walker, Tennessee (32 games) 1969-71
- 4— Trey Wilson, Vanderbilt (49 games) 2009-12
- 3— Conrad Graham, Tennessee (33 games) 1970-72
- 3— Dallas Owens, Kentucky (44 games) 1974-77
- 3— Kevin Porter, Auburn (44 games) 1984-87
- 3— Greg Jackson, LSU (44 games) 1985-88
- 3— Antonio Langham, Alabama (34 games) 1990-93
- 3— Orlando Watters, Arkansas (34 games) 1991-93
- 3— Brian Robinson, Auburn (33 games) 1992-94
- 3— Jonathan Zenon, LSU (41 games) 2004-07
- 3— Derek Pegues, Mississippi State (35 games) 2005-08
- 3— Eric Berry, Tennessee (26 games) 2007-09
- 3— Walter McFadden, Auburn (49 games) 2006-09
- 3— Prentiss Wagner, Tennessee (26 games) 2009-12
- 3— C.J. Mosley, Alabama (38 games) 2010-13
- 3— Bacarri Rambo, Georgia (47 games) 2009-12

LONG INTERCEPTION RETURNS

GAME:

- 100— Ray Hapes, Ole Miss vs. Ouachita 1937
- 100— Bob Davis, Kentucky vs. Washington & Lee 1937
- 100— Ray Martin, Tennessee vs. Louisville 1953
- 100— Jackie Simpson, Florida vs. Mississippi State 1955
- 100— Joe Brodsky, Florida vs. Mississippi State 1956
- 100— Charlie Britt, Georgia vs. Florida 1959
- 100— Louis Guy, Ole Miss vs. Tennessee 1962
- 100— White Graves, LSU vs. Kentucky 1964
- 100— Dave Hunter, Kentucky vs. West Virginia 1968
- 100— Greg Jackson, LSU vs. Mississippi State 1988
- 100— Jerell Norton, Arkansas vs. North Texas 2007
- 100— Anthony Johnson, Mississippi State vs. Alabama 2007
- 100— Johnthan Banks, Mississippi State vs. Florida 2009
- 100— Walter McFadden, Auburn vs. Northwestern 2009
- 100— Archibald Barnes, Vanderbilt vs. Tennessee 2011
- 100— Trey Wilson, Vanderbilt vs. Presbyterian 2012
- 100— Rohan Gaines, Arkansas vs. Ole Miss 2014
- 100— Craig Loston, LSU vs. Mississippi State 2012

TACKLES

TACKLES

CAREER:

- 547— Andy Spiva, Tennessee 1973-76
- 528— Freddie Smith, Auburn 1976-79
- 528— Jeff Herrod, Ole Miss 1984-87
- 521— Jim Kovach, Kentucky 1974-76, 1978
- 482— Chris Chenault, Kentucky 1985-88
- 475— David Little, Florida 1977-80
- 475— Jeff Kremer, Kentucky 1984-87
- 472— Kem Coleman, Ole Miss 1974-77
- 470— Marty Moore, Kentucky 1990-93
- 467— Scot Brantley, Florida 1976-79
- 467— Ben Zambiasi, Georgia 1974-77
- 467— Ray Costict, Mississippi State 1973-76

SACKS

SACKS

CAREER:

- 52.0— Derrick Thomas, Alabama 1985-88
- 49.0— Billy Jackson, Mississippi State 1980-83
- 37.0— Ben Williams, Ole Miss 1972-75
- 36.0— David Pollack, Georgia 2001-04
- 33.0— Alex Brown, Florida 1998-01
- 32.5— Myles Garrett, Texas A&M 2014-16
- 32.0— Reggie White, Tennessee 1980-83
- 29.0— Richard Tardits, Georgia 1985-88
- 29.0— Eric Norwood, South Carolina 2006-09
- 28.0— Jimmy Payne, Georgia 1978-82
- 28.0— Leonard Little, Tennessee 1995-97
- 28.0— Jarvis Jones, Georgia 2011-12



RECORDS AND RESULTS

SOUTHEASTERN CONFERENCE TEAM OFFENSE RECORDS

RUSHING MOST RUSHES

GAME:

1.	89—	Georgia vs. Kentucky	1967
2.	86—	Auburn vs. Vanderbilt	1951
3.	83—	LSU vs. Wyoming	1977
4.	82—	LSU vs. Florida	1977
	82—	Alabama vs. Baylor	1979
	82—	Auburn vs. Ole Miss	1985
7.	80—	Ole Miss vs. Mississippi State	1949
	80—	Alabama vs. Vanderbilt	1972
	80—	Arkansas vs. Ole Miss	2001
10.	79—	Georgia Tech vs. Sewanee	1935
	79—	LSU vs. Florida	1978

SEASON:

1.	763—	Alabama (3,792 yards in 11 games)	1979
2.	729—	Auburn (4,596 yards in 14 games)	2013
3.	724—	Kentucky (2,661 yards in 11 games)	1975
4.	707—	Alabama (3,082 yards in 11 games)	1981
5.	705—	Alabama (3,565 yards in 11 games)	1971
6.	704—	Alabama (3,332 yards in 11 games)	1972
7.	697—	Alabama (3,268 yards in 11 games)	1977
8.	693—	Georgia (3,075 yards in 11 games)	1976
9.	691—	Georgia (3,377 yards in 11 games)	1971
10.	686—	Alabama (3,288 yards in 11 games)	1974

YARDS GAINED

GAME:

1.	748—	Alabama vs. Virginia Tech (63 rushes)	1973
2.	638—	Tulane vs. Mississippi College	1937
3.	606—	Vanderbilt vs. Tennessee Poly.	1942
4.	565—	Auburn vs. Southwestern Louisiana (58 rushes)	1985
5.	547—	Vanderbilt vs. Air Force (60 rushes)	1978
6.	545—	Auburn vs. Missouri (43 rushes)	2013
7.	543—	Auburn vs. Arkansas (57 rushes)	2016
8.	542—	Arkansas vs. South Carolina (58 rushes)	2007
9.	532—	Mississippi State vs. Union (60 rushes)	1941
10.	531—	Alabama vs. Ole Miss (73 rushes)	1971
	531—	Florida vs. Utah (50 rushes)	1977

SEASON:

1.	4,596—	Auburn (729 rushes in 14 games)	2013
2.	4,027—	Alabama (664 rushes in 11 games)	1973
3.	3,987—	Auburn (652 rushes in 14 games)	2010
4.	3,792—	Alabama (763 rushes in 11 games)	1979
5.	3,725—	Arkansas (625 rushes in 13 games)	2007
6.	3,565—	Alabama (705 rushes in 11 games)	1971
7.	3,527—	Auburn (645 rushes in 13 games)	2016
8.	3,438—	Auburn (620 rushes in 11 games)	1985
9.	3,392—	Alabama (704 rushes in 11 games)	1972
10.	3,381—	Alabama (632 rushes in 11 games)	1980

YARDS PER GAME

1.	366.1—	Alabama (4,927 in 11 games)	1973
2.	344.7—	Alabama (3,792 in 11 games)	1979
3.	328.3—	Auburn (4,596 in 14 games)	2013
4.	324.1—	Alabama (3,565 in 11 games)	1971
5.	312.5—	Auburn (3,438 in 11 games)	1985
6.	307.4—	Alabama (3,381 in 11 games)	1980
7.	306.8—	Tennessee (3,068 in 10 games)	1951
8.	306.3—	Ole Miss (3,063 in 10 games)	1957
9.	304.7—	LSU (3,352 in 11 games)	1977
10.	303.4—	Georgia (3,377 in 11 games)	1971

YARDS PER RUSH

GAME:

1.	12.40—	Arkansas vs. Nicholls State (40 for 496)	2014
2.	11.88—	Auburn vs. Western Carolina (43 for 511)	2013
3.	11.87—	Alabama vs. Virginia Tech (63 for 748)	1973
4.	11.20—	Florida vs. Charleston Southern (33 for 369)	2009
5.	11.17—	Ole Miss vs. Presbyterian (36 for 402)	2014

6.	11.14—	Auburn vs. Ball State (35 for 390)	2005
7.	10.66—	Tennessee vs. Tennessee Tech (44 for 469)	1951
8.	10.65—	Florida vs. The Citadel (37 for 394)	2008
9.	10.52—	Texas A&M vs. Oklahoma (31 for 326)	2012
10.	10.14—	LSU vs. Rice (43 for 436)	1987
11.	9.74—	Auburn vs. Southwestern Louisiana (58 for 565)	1985
12.	9.73—	Auburn vs. Vanderbilt (45 for 438)	1979
	9.73—	Arkansas vs. Eastern Michigan (30 for 292)	2009
14.	9.72—	Ole Miss vs. Auburn (53 for 515)	1951
	9.72—	Mississippi State vs. Ole Miss (47 for 457)	2016

SEASON:

1.	6.8—	LSU (360 for 2,632)	1945
2.	6.3—	Auburn (729 for 4,596)	2013
3.	6.1—	Alabama (664 for 4,027)	1973
	6.1—	Auburn (652 for 3,987)	2010
	6.1—	LSU (505 for 3,082)	2015
6.	6.0—	Arkansas (625 for 3,725)	2007
	6.0—	Georgia (555 for 3,352)	2014
8.	5.94—	Arkansas (539 for 3,199)	2006
	5.94—	Florida (545 for 3,236)	2008
10.	5.93—	Tennessee (442 for 2,621)	1993

PASSING MOST ATTEMPTS

GAME:

1.	69—	LSU vs. Auburn (33 comp.)	1999
2.	67—	Kentucky vs. Arkansas (47 comp.)	1998
	67—	Kentucky vs. LSU (42 comp.)	1997
4.	66—	Florida vs. Auburn (33 comp.)	1969
5.	65—	Tennessee vs. Florida (37 comp.)	1996
	65—	Georgia vs. Florida (36 comp.)	1993
7.	63—	Kentucky vs. Louisville (34 comp.)	1999
	63—	Vanderbilt vs. Alabama (31 comp.)	1989
	63—	Georgia vs. Georgia Tech (37 comp.)	2000
10.	62—	Kentucky vs. Mississippi State (40 comp.)	1997
	62—	Tennessee vs. LSU (37 comp.)	2000
	62—	Kentucky vs. Tennessee (39 comp.)	2007
	62—	Texas A&M vs. Mississippi State (37 comp.)	2014

SEASON:

1.	574—	Kentucky (414 comp.)	1998
2.	564—	Kentucky (322 comp.)	2000
3.	562—	Kentucky (374 comp.)	1997
4.	534—	Tennessee (333 comp.)	2007
5.	528—	Kentucky (331 comp.)	2007
6.	519—	Vanderbilt (296 comp.)	1983
7.	514—	Texas A&M (332 comp.)	2014
8.	503—	Florida (290 comp.)	1992
9.	500—	Mississippi State (331 comp.)	2015
10.	492—	Tennessee (296 comp.)	1997
	492—	Texas A&M (329 comp.)	2012

COMPLETIONS

GAME:

1.	47—	Kentucky vs. Vanderbilt (58 attempts)	1998
	47—	Kentucky vs. Arkansas (67 attempts)	1998
3.	44—	Texas A&M vs. South Carolina (60 attempts)	2014
4.	42—	Kentucky vs. LSU (67 attempts)	1997
	42—	Ole Miss vs. Arkansas (56 attempts)	2002
	42—	Texas A&M vs. Ole Miss (53 attempts)	2014
7.	41—	Kentucky vs. Georgia (55 attempts)	1997
8.	40—	Kentucky vs. Mississippi State (62 attempts)	1997
	40—	Kentucky vs. Florida (61 attempts)	1998
	40—	South Carolina vs. Mississippi State (46 attempts)	1995

SEASON:

1.	414—	Kentucky (574 attempts)	1998
2.	374—	Kentucky (562 attempts)	1997
3.	339—	Texas A&M (489 attempts)	2013
4.	333—	Tennessee (534 attempts)	2007
5.	332—	Texas A&M (514 attempts)	2014
6.	331—	Kentucky (528 attempts)	2007
7.	329—	Texas A&M (492 attempts)	2012

RECORDS AND RESULTS

8.	322—	Kentucky (564 attempts).....	2000
9.	318—	Ole Miss (489 attempts).....	2015
10.	310—	Ole Miss (490 attempts).....	2013

528—	LSU vs. Alabama (35 of 44).....	2001	
7.	512—	Florida vs. Southwestern Louisiana (34 of 50).....	1993
8.	511—	Texas A&M vs. South Carolina (44 of 60).....	2014
9.	510—	Arkansas vs. Texas A&M (30 of 51).....	2011
10.	508—	Mississippi State vs. Arkansas (38 of 51).....	2015

COMPLETION PERCENTAGE

GAME: (Min. 20 atts.)

1.	96.0—	Tennessee vs. South Carolina (24 of 25).....	1998
	96.0—	Georgia vs. South Carolina (24 of 25).....	2015
3.	95.0—	Ole Miss vs. Tulane (19 of 20).....	1982
4.	91.3—	South Carolina vs. Missouri (21 of 23).....	2012
5.	90.0—	Auburn vs. Furman (27 of 30).....	2009
6.	88.5—	South Carolina vs. Wisconsin (23 of 26).....	2013
7.	86.9—	Kentucky vs. Florida (20 of 23).....	1986
8.	86.2—	Tennessee vs. Memphis (25 of 29).....	2006
	86.2—	LSU vs. Mississippi State (25 of 29).....	2013
10.	85.7—	LSU vs. Alabama (18 of 21).....	2006
	85.7—	Georgia vs. Kentucky (18 of 21).....	2014

GAME: (Min. 30 atts.)

1.	90.0—	Auburn vs. Furman (27-30).....	2009
2.	88.6—	Florida vs. Cincinnati (31 of 35).....	2009
3.	86.9—	South Carolina vs. Mississippi State (40 of 46).....	1995
4.	85.0—	Kentucky vs. Connecticut (34 of 40).....	1999
5.	82.4—	Georgia vs. Vanderbilt (28 of 34).....	2002
6.	82.1—	Texas A&M vs. Mississippi State (32 of 39).....	2012
7.	81.2—	LSU vs. South Carolina (26 of 32).....	2003
8.	81.0—	Kentucky vs. Vanderbilt (47 of 58).....	1998
9.	80.6—	Ole Miss vs. Middle Tennessee (25 of 31).....	2001
10.	80.0—	Georgia vs. LSU (28 of 35).....	1998
	80.0—	Arkansas vs. Missouri State (28 of 35).....	2011
	80.0—	Ole Miss vs. Presbyterian (24 of 30).....	2014

GAME: (Min. 40 atts.)

1.	86.9—	South Carolina vs. Mississippi State (40 of 46).....	1995
2.	85.0—	Kentucky vs. Connecticut (34 of 40).....	1999
3.	81.0—	Kentucky vs. Vanderbilt (47 of 58).....	1998
4.	80.0—	Arkansas vs. Missouri State (28 of 35).....	2011
5.	79.5—	LSU vs. Alabama (35 of 44).....	2001
6.	79.2—	Texas A&M vs. Ole Miss (42 of 53).....	2014
7.	77.8—	Kentucky vs. Mississippi State (35 of 45).....	1998
	77.8—	Kentucky vs. Eastern Kentucky (35 of 45).....	1998
9.	77.5—	Tennessee vs. Georgia (31 of 40).....	1997
10.	77.3—	South Carolina vs. Vanderbilt (34 of 44).....	1995

SEASON: (Min. 100 atts.)

1.	72.1—	Kentucky (414 of 574).....	1998
2.	69.9—	Alabama (253 of 362).....	2010
3.	69.3—	Texas A&M (339 of 489).....	2013
4.	68.8—	Florida (203 of 295).....	1982
5.	68.5—	Auburn (211 of 308).....	2004
6.	68.4—	Florida (249 of 364).....	2009
7.	67.1—	South Carolina (282 of 420).....	1995
8.	66.9—	Texas A&M (329 of 492).....	2012
9.	66.8—	Alabama (219 of 328).....	2012
10.	66.6—	LSU (245 of 368).....	2006

SEASON: (Min. 300 atts.)

1.	72.1—	Kentucky (414 of 574).....	1998
2.	69.9—	Alabama (253 of 362).....	2010
3.	69.3—	Texas A&M (339 of 489).....	2013
4.	68.5—	Auburn (211 of 308).....	2004
5.	68.4—	Florida (249 of 364).....	2009
6.	67.4—	Georgia (217 of 322).....	2014
7.	67.1—	South Carolina (282 of 420).....	1995
8.	66.9—	Texas A&M (329 of 492).....	2012
9.	66.8—	Alabama (219 of 328).....	2012
10.	66.6—	LSU (245 of 368).....	2006

PASSING

YARDS GAINED

GAME:

1.	585—	Kentucky vs. Vanderbilt (47 of 58).....	1998
2.	571—	Kentucky vs. Louisville (36 of 47).....	1998
3.	545—	Tennessee vs. Kentucky (26 of 36).....	1997
4.	544—	Georgia vs. Southern Miss. (30 of 47).....	1993
5.	528—	Kentucky vs. Georgia (39 of 58).....	2000

SEASON:

1.	4,593—	Texas A&M (339 of 489).....	2013
2.	4,534—	Kentucky (414 of 574).....	1998
3.	4,457—	Florida (299 of 464).....	2001
4.	4,351—	Ole Miss (318 of 489).....	2015
5.	4,338—	Arkansas (301 of 465).....	2010
6.	4,330—	Florida (287 of 457).....	1995
7.	4,114—	Texas A&M (329 of 492).....	2012
8.	4,113—	Mississippi State (331 of 500).....	2015
9.	4,085—	Georgia (293 of 459).....	2013
10.	4,072—	Florida (284 of 488).....	1993

YARDS PER GAME

1.	412.2—	Kentucky (4,534 in 11 games).....	1998
2.	405.2—	Florida (4,457 in 11 games).....	2001
3.	365.4—	Kentucky (4,019 in 11 games).....	1997
4.	360.8—	Florida (4,330 in 12 games).....	1995
5.	353.3—	Texas A&M (4,593 in 13 games).....	2013
6.	346.1—	Florida (3,807 in 11 games).....	1998
7.	339.3—	Florida (4,072 in 12 games).....	1993
8.	338.3—	Georgia (3,721 in 11 games).....	1994
9.	335.4—	Kentucky (3,689 in 11 games).....	2000
10.	334.7—	Ole Miss (4,351 in 13 games).....	2015

YARDS PER ATTEMPT

SEASON:

1.	*13.4—	Alabama (94 for 1,261).....	1973
2.	10.4—	Alabama (111 for 1,156).....	1981
3.	10.2—	Georgia (153 for 1,567).....	1974
4.	10.1—	Auburn (296 for 3,002).....	2010
5.	10.0—	Georgia (399 for 3,991).....	2012
6.	9.9—	Auburn (292 for 2,897).....	2004
	9.9—	Alabama (362 for 3,395).....	2010
8.	9.7—	Florida (412 for 4,007).....	1996
9.	9.6—	Florida (304 for 2,924).....	1985
	9.6—	Florida (464 for 4,457).....	2001

*—NCAA record

TOUCHDOWNS

GAME:

1.	9—	Florida vs. Central Michigan.....	1997
2.	8—	Kentucky vs. Louisville.....	1998
	8—	Kentucky vs. North Dakota.....	1950
	8—	Florida vs. New Mexico State.....	1994
5.	7—	Kentucky vs. Indiana.....	1997
	7—	Florida vs. Northern Illinois.....	1995
	7—	Alabama vs. Southern Miss.....	1950
	7—	LSU vs. Ohio.....	1989
	7—	Florida vs. Southwestern Louisiana.....	1993
	7—	Florida vs. Kentucky.....	1998
	7—	Florida vs. Georgia.....	1995
	7—	Tennessee vs. Kentucky.....	2007
	7—	Arkansas vs. Mississippi State.....	2015

SEASON:

1.	48—	Florida (12 games).....	1995
2.	43—	Florida (12 games).....	1994
	43—	Florida (11 games).....	2001
4.	42—	Florida (12 games).....	1996
5.	41—	Florida (12 games).....	1993
6.	40—	Kentucky (13 games).....	2007
	40—	Texas A&M (13 games).....	2013
8.	39—	Kentucky (11 games).....	1998
	39—	Texas A&M (13 games).....	2014
10.	37—	Kentucky (11 games).....	1997
	37—	Tennessee (12 games).....	1997
	37—	Georgia (14 games).....	2011
	37—	Georgia (14 games).....	2012



RECORDS AND RESULTS

INTERCEPTIONS

GAME:

1.	9—	Florida vs. Auburn	1969
2.	8—	Alabama vs. Tennessee	1970
	8—	Mississippi State vs. Alabama	1936
4.	6—	Mississippi State vs. LSU	2007

SEASON:

1.	33—	Kentucky (227 atts., 110 comp.)	1967
2.	32—	Georgia (265 atts., 121 comp.)	1951
3.	31—	Vanderbilt (519 atts., 296 comp.)	1983
4.	30—	Vanderbilt (254 atts., 90 comp.)	1972
5.	29—	Auburn (151 atts., 63 comp.)	1948
6.	28—	Kentucky (286 atts., 139 comp.)	1982
7.	27—	South Carolina (452 atts., 249 comp.)	2008
8.	25—	Mississippi State (153 atts., 40 comp.)	1949
	25—	Georgia (247 atts., 118 comp.)	1953
	25—	Tulane	1958
	25—	Auburn (286 atts., 126 comp.)	1968
	25—	Alabama (322 atts., 175 comp.)	1970
	25—	Kentucky (284 atts., 133 comp.)	1980
	25—	LSU (405 atts., 200 comp.)	1999
	25—	Mississippi State (395 atts., 207 comp.)	2003

FEWEST INTERCEPTIONS

GAME: (Min. 45 atts.)

0 interceptions			
		Tennessee vs. Clemson (56 atts.)	2003
		Kentucky vs. Vanderbilt (56 atts.)	1985
		Tennessee vs. Southern Miss (54 atts.)	1997
		Vanderbilt vs. Tennessee (53 atts.)	1983
		Alabama vs. Florida State (53 atts.)	2007
		Georgia vs. South Carolina (51 atts.)	1994
		South Carolina vs. Arkansas (51 atts.)	2007
		Florida vs. Southwestern Louisiana (50 atts.)	1993
		Ole Miss vs. Tennessee (50 atts.)	1982
		Florida vs. Ball State (50 atts.)	2000
		Kentucky vs. Florida (50 atts.)	2007
		LSU vs. Tennessee (49 atts.)	1989
		Kentucky vs. Middle Tennessee (48 atts.)	2008
		Kentucky vs. Florida (48 atts.)	1999
		Kentucky vs. Indiana (48 atts.)	2000
		Florida vs. Mississippi State (48 atts.)	2001
		Kentucky vs. Louisville (47 atts.)	1998
		Vanderbilt vs. Ole Miss (47 atts.)	1989
		Georgia vs. Southern Miss. (47 atts.)	1993
		South Carolina vs. Vanderbilt (47 atts.)	1993
		Tennessee vs. California (47 atts.)	2007
		LSU vs. Arkansas (47 atts.)	2007
		Alabama vs. Tennessee (46 atts.)	1989
		South Carolina vs. Mississippi State (46 atts.)	1995
		Florida vs. South Carolina (46 atts.)	2000
		Kentucky vs. Louisville (46 atts.)	2007
		Alabama vs. Tennessee (46 atts.)	2007
		Florida vs. N. Illinois (45 atts.)	1991
		Georgia vs. Tennessee (45 atts.)	1994
		Auburn vs. LSU (45 atts.)	1997
		Kentucky vs. Eastern Kentucky (45 atts.)	1998
		Arkansas vs. Vanderbilt (48 atts.)	2010
		Arkansas vs. Texas A&M (51 atts.)	2011
		Arkansas vs. Mississippi State (45 atts.)	2011
		Texas A&M vs. SMU (45 atts.)	2012
		Texas A&M vs. Arkansas (47 atts.)	2012
		Arkansas vs. Ole Miss (45 atts.)	2015

SEASON: (Min. 100 atts.)

1.1:	195.8—	South Carolina (4 in 383)	2013
2.1:	109.3—	Alabama (3 in 328)	2012
3.1:	104.0—	Alabama (1 in 104)	1980
4.1:	100.0—	Mississippi State (5 in 500)	2015
5.	1:97.8—	Tennessee (4 in 391)	1995
6.	1:88.8—	Georgia (4 in 355)	1991
7.	1:87.5—	Auburn (2 in 175)	1982
8.	1:74.8—	Alabama (4 in 299)	1997
9.	1:72.8—	Florida (5 in 364)	2009
10.	1:72.6—	Georgia (5 in 363)	2004

SEASON: (Min. 200 atts.)

1.1:	195.8—	South Carolina (4 in 383)	2013
------	--------	---------------------------	------

2.1:	109.3—	Alabama (3 in 328)	2012
3.1:	100.0—	Mississippi State (5 in 500)	2015
4.	1:97.8—	Tennessee (4 in 391)	1995
5.	1:88.8—	Georgia (4 in 355)	1991
6.	1:74.8—	Alabama (4 in 299)	1997
7.	1:72.6—	Georgia (5 in 363)	2004
8.	1:72.8—	Florida (5 in 364)	2009
9.	1:72.4—	Alabama (5 in 362)	2010
10.	1:69.2—	Alabama (5 in 346)	2008

SEASON: (Min. 300 atts.)

1.1:	195.8—	South Carolina (4 in 383)	2013
2.1:	109.3—	Alabama (3 in 328)	2012
3.1:	100.0—	Mississippi State (5 in 500)	2015
4.	1:97.8—	Tennessee (4 in 391)	1995
5.	1:88.8—	Georgia (4 in 355)	1991
6.	1:72.8—	Florida (5 in 364)	2009
7.	1:72.6—	Georgia (5 in 363)	2004
8.	1:69.2—	Alabama (5 in 346)	2008
9.	1:67.3—	Arkansas (7 in 417)	2011
10.	1:65.8—	Florida (5 in 329)	2008

SEASON: (Min. 400 atts.)

1.1:	100.0—	Mississippi State (5 in 500)	2015
2.	1:67.3—	Arkansas (7 in 417)	2011
3.	1:62.3—	Kentucky (7 in 436)	2006
4.	1:61.7—	Georgia (7 in 432)	1993
5.	1:52.1—	Texas A&M (9 in 469)	2016
6.	1:50.9—	Kentucky (9 in 458)	2010
7.	1:49.2—	Texas A&M (10 in 492)	2012
8.	1:48.7—	Arkansas (9 in 439)	2009
9.	1:46.9—	Tennessee (9 in 422)	2003
10.	1:46.3—	Ole Miss (9 in 417)	2001

TOTAL OFFENSE

MOST PLAYS

GAME:

1.	110—	Kentucky vs. Tennessee	2007
2.	106—	Arkansas vs. Ole Miss	2001
3.	105—	Georgia vs. Kentucky	1967
4.	102—	Alabama vs. Miami	1969
5.	101—	Auburn vs. Ole Miss	1985
6.	100—	Ole Miss vs. Wyoming	2004
7.	99—	LSU vs. Tulane	1969
	99—	Auburn vs. Tennessee	1990
	99—	Georgia vs. Georgia Tech	1999
	99—	Texas A&M vs. South Carolina	2014

SEASON:

1.	1,054—	LSU (6,152 yards)	2007
2.	1,025—	Texas A&M (7,261 yards)	2012
3.	1,023—	Georgia (5,324 yards)	2003
4.	1,018—	Ole Miss (6,153 yards)	2013
5.	1,016—	Georgia (5,719 yards)	2011
6.	1,014—	Auburn (7,018 yards)	2013
7.	1,013—	Kentucky (5,764 yards)	2007
8.	1,001—	Mississippi State (6,679 yards)	2014
9.	994—	LSU (5,857 yards)	2003
10.	993—	Tennessee (5,621 yards)	2007

YARDS GAINED

GAME:

1.	833—	Alabama vs. Virginia Tech (748 rushing, 85 passing)	1973
2.	801—	Kentucky vs. Louisville (230 rushing, 571 passing)	1998
3.	798—	Vanderbilt vs. Davidson (430 rushing, 368 passing)	1969
4.	774—	Florida vs. West Texas State (394 rushing, 380 passing)	1982
5.	751—	Ole Miss vs. Troy (382 rushing, 369 passing)	2013
6.	746—	LSU vs. Rice (502 rushing, 244 passing)	1977
7.	716—	Texas A&M vs. Arkansas (218 rushing, 498 passing)	2012
8.	714—	Texas A&M vs. Sam Houston State (214 rushing, 500 passing)	2013
9.	713—	Arkansas vs. North Texas (446 rushing, 267 passing)	2007
	713—	Georgia vs. Florida Atlantic (328 rushing, 385 passing)	2012

SEASON:

1.	7,261—	Texas A&M (3,147 rushing, 4,114 passing, 13 games)	2012
2.	7,018—	Auburn (4,596 rushing, 2,422 passing, 14 games)	2013
3.	6,999—	Texas A&M (2,406 rushing, 4,593 passing, 13 games)	2013
4.	6,989—	Auburn (3,987 rush, 3,003 pass, 14 games)	2010

RECORDS AND RESULTS

5.	6,731—	Ole Miss (2,380 rush, 4,351 pass, 13 games).....	2015
6.	6,679—	Mississippi State (3,030 rush, 3,649 pass, 13 games).....	2014
7.	6,547—	Georgia (2,556 rush, 3,991 pass, 14 games).....	2012
8.	6,413—	Florida (2,083 rush, 4,330 pass, 12 games).....	1995
9.	6,410—	Florida (3,105 rush, 3,305 pass, 13 games).....	2009
10.	6,305—	Auburn (3,321 rush, 2,984 pass, 13 games).....	2014

YARDS GAINED TWO TEAMS

1.	1,329—	Tennessee (695) vs. Kentucky (634).....	1997
2.	1,302—	Kentucky (801) vs. Louisville (501).....	1998
3.	1,293—	Texas A&M (678) vs. Louisiana Tech (615).....	2012
4.	1,296—	Mississippi State (669) vs. Samford (627).....	2016
5.	1,276—	Tennessee (684) vs. Texas A&M (592).....	2016
6.	1,234—	Kentucky (635) vs. Tennessee (599).....	2016
7.	1,231—	Texas A&M (716) vs. Arkansas (515).....	2012
8.	1,218—	Vanderbilt (621) vs. Kentucky (597).....	2006

YARDS PER GAME

1.	558.5—	Texas A&M (7,261 yards in 13 games).....	2012
2.	538.4—	Texas A&M (6,999 yards in 13 games).....	2013
3.	534.4—	Florida (6,413 in 12 games).....	1995
4.	534.2—	Kentucky (5,876 in 11 games).....	1998
5.	527.5—	Florida (5,803 in 11 games).....	2001
6.	517.8—	Ole Miss (6,731 in 13 games).....	2015
7.	513.8—	Mississippi State (6,679 in 13 games).....	2014
8.	503.9—	Florida (6,047 in 12 games).....	1996
9.	501.3—	Auburn (7,018 in 14 games).....	2013
10.	499.2—	Auburn (6,989 in 14 games).....	2010

YARDS PER PLAY

GAME:

1.	12.7—	Arkansas vs. Nicholls State (54 for 684).....	2014
2.	11.9—	Alabama vs. Virginia Tech (70 for 833).....	1973
	11.9—	Florida vs. The Citadel (59 for 705).....	2008
4.	11.6—	Auburn vs. Chattanooga (54 for 628).....	2010
5.	11.1—	Florida vs. Central Michigan (64 for 708).....	1997
6.	10.9—	Tennessee vs. Kentucky (54 for 590).....	2000
	10.9—	Auburn vs. Western Carolina (65 for 712).....	2013
8.	10.8—	Florida vs. Georgia Southern (61 for 658).....	1996
	10.8—	LSU vs. Furman (62 for 672).....	2013
10.	10.7—	Tennessee vs. Kentucky (65 for 695).....	1997

SEASON:

1.	7.40—	Florida (6,413 in 867).....	1995
2.	7.37—	Auburn (6,989 in 948).....	2010
3.	7.36—	Florida (5,803 in 788).....	2001
4.	7.30—	Texas A&M (6,999 in 954).....	2013
5.	7.10—	Florida (6,231 in 874).....	2008
6.	7.09—	Auburn (4,850 in 648).....	1970
7.	7.08—	Florida (6,047 in 854).....	1996
	7.08—	Arkansas (6,273 in 886).....	2010
	7.08—	Georgia (6,547 in 924).....	2012
	7.08—	Texas A&M (7,261 in 1,025).....	2012

FIRST DOWNS

MOST RUSHING

GAME:

1.	28—	Auburn vs. Ole Miss.....	1985
2.	27—	Vanderbilt vs. Davidson.....	1969
	27—	Georgia vs. South Carolina.....	1974
	27—	LSU vs. Wyoming.....	1977
5.	26—	Alabama vs. Ole Miss.....	1971
	26—	Alabama vs. Virginia Tech.....	1973
	26—	Mississippi State vs. Colorado State.....	1981
	26—	Georgia vs. Memphis State.....	1982
	26—	Auburn vs. Missouri.....	2013

SEASON:

1.	305—	Mississippi State.....	2013
2.	229—	Auburn.....	2013
3.	213—	Alabama.....	1979
4.	211—	Auburn.....	1969
5.	208—	Auburn.....	1985
6.	202—	Auburn.....	2010
7.	192—	Alabama.....	1973
8.	188—	Alabama.....	1971

9.	186—	Georgia.....	1975
	186—	LSU.....	1977

MOST PASSING

GAME:

1.	28—	Texas A&M vs. South Carolina.....	2014
2.	27—	Kentucky vs. Tennessee.....	2007
	26—	Ole Miss vs. Auburn.....	2016
4.	25—	South Carolina vs. Mississippi State.....	1995
5.	24—	Kentucky vs. Louisville.....	1998
	24—	Florida vs. Louisiana-Monroe.....	2001
	24—	Arkansas vs. Ole Miss.....	2015
8.	23—	Kentucky vs. Vanderbilt.....	1998
	23—	LSU vs. Alabama.....	2001
	23—	Ole Miss vs. Texas Tech.....	2002
	23—	Texas A&M vs. Sam Houston State.....	2013

SEASON:

1.	204—	Texas A&M.....	2013
2.	196—	Kentucky.....	1998
3.	194—	Florida.....	2001
4.	184—	Georgia.....	2013
5.	182—	Florida.....	1993
	182—	Kentucky.....	2007
	182—	Ole Miss.....	2015
8.	181—	Florida.....	1995
9.	180—	Kentucky.....	1997
	180—	Texas A&M.....	2012

TOTAL

GAME:

1.	40—	Vanderbilt vs. Davidson.....	1969
2.	39—	Auburn vs. Ole Miss.....	1985
3.	38—	Vanderbilt vs. Washington & Lee.....	1952
	38—	Texas A&M vs. Sam Houston State.....	2013
	38—	Texas A&M vs. South Carolina.....	2014
6.	37—	Kentucky vs. Louisville.....	1998
	37—	Auburn vs. Western Carolina.....	2002
	37—	Kentucky vs. Tennessee.....	2007
9.	36—	Florida vs. LSU.....	1996
	36—	Ole Miss vs. Memphis State.....	1980
	36—	Florida vs. Western Michigan.....	1999
	36—	Texas A&M vs. Mississippi State.....	2012
	36—	Auburn vs. ULM.....	2016

SEASON:

1.	357—	Texas A&M.....	2012
2.	356—	Texas A&M.....	2013
3.	344—	Auburn.....	2010
4.	341—	Ole Miss.....	2015
5.	335—	Kentucky.....	2007
6.	334—	Auburn.....	2013
	334—	Mississippi State.....	2014
8.	327—	Florida.....	1995
9.	324—	Georgia.....	2013
10.	317—	Ole Miss.....	2013

PUNTING

MOST PUNTS

GAME:

1.	36—	Kentucky vs. Washington & Lee.....	1934
2.	23—	Florida vs. Georgia Tech.....	1938
3.	21—	Georgia Tech vs. Florida.....	1938
	21—	Mississippi State vs. Tulane.....	2005
5.	20—	Ole Miss vs. LSU.....	1934
	20—	Mississippi State vs. TCU.....	1936
7.	17—	LSU vs. Mississippi State.....	1940
	17—	LSU vs. Tennessee.....	1942
9.	16—	Vanderbilt vs. Louisville.....	1971

SEASON:

1.	*139—	Tennessee.....	1937
2.	112—	Auburn.....	1939
3.	110—	Florida.....	1937
4.	101—	Kentucky.....	1933
5.	96—	Ole Miss.....	1938
	96—	Mississippi State.....	1967



RECORDS AND RESULTS

7.	94—	Kentucky	1996
	94—	Tennessee	1958
9.	92—	Alabama	1941
	92—	Alabama	1946
	92—	Kentucky	1970

*—NCAA Record

YARDS PUNTING

GAME:

1.	1,386—	Kentucky vs. Washington & Lee (36 punts)	1934
2.	904—	Georgia Tech vs. Florida (21 punts)	1938
3.	899—	Florida vs. Georgia Tech (23 punts)	1938
4.	882—	Mississippi State vs. Tulane (21 punts)	2005
5.	780—	Ole Miss vs. LSU (20 punts)	1934
6.	666—	Mississippi State vs. TCU (20 punts)	1966
7.	664—	LSU vs. Mississippi State (17 punts)	1940

SEASON:

1.	5,620—	Tennessee (139 punts)	1937
2.	4,844—	Auburn (112 punts)	1939
3.	4,394—	Kentucky (101 punts)	1933
4.	3,745—	Ole Miss	1940
5.	3,625—	Vanderbilt (79 punts)	1996
6.	3,597—	Kentucky (94 punts)	1996
7.	3,581—	Ole Miss (79 punts)	1985
8.	3,567—	Mississippi State (96 punts)	1967
9.	3,528—	Vanderbilt (78 punts)	1982
10.	3,497—	Alabama (92 punts)	2012

PUNTING AVERAGE

GAME: (Min. 10)

1.	52.0—	Kentucky vs. Cincinnati (10 for 520)	1944
2.	48.1—	Ole Miss vs. Missouri (10 for 481)	1973
3.	47.5—	Mississippi State vs. South Carolina (10 for 475)	1996
4.	47.3—	LSU vs. Ole Miss (10 for 473)	1960
5.	46.6—	Alabama vs. Mississippi State	1958

GAME: (Min. 20)

1.	43.0—	Georgia Tech vs. Florida	1938
2.	42.0—	Mississippi State vs. Tulane (21 for 882)	2005
3.	39.1—	Florida vs. Georgia Tech (23 for 899)	1938

SEASON:

1.	48.1—	Georgia (56 for 2,691)	2009
2.	47.6—	Vanderbilt (59 for 2,810)	1984
3.	46.9—	Auburn (51 for 2,393)	1993
4.	46.3—	Texas A&M (45 for 2,085)	2013
5.	46.2—	Ole Miss (63 for 2,913)	2010
6.	46.0—	LSU (54 for 2,486)	1997
7.	45.9—	Vanderbilt (79 for 3,625)	1996
	45.9—	Ole Miss (66 for 3,029)	1979
9.	45.8—	Auburn (57 for 2,610)	1985
10.	45.7—	Auburn (47 for 2,149)	2006

PUNT RETURNS

MOST RETURNS

GAME:

1.	20—	Mississippi State vs. TCU (128 yards)	1936
2.	13—	LSU vs. Tulane (126 yards)	1937
	13—	Ole Miss vs. Union (203 yards)	1940
4.	11—	Vanderbilt vs. N.C. State	1946
5.	10—	Alabama vs. Kentucky	1946
	10—	Tennessee vs. Tennessee Tech	1947
	10—	Alabama vs. Mississippi State (59 yards)	1967
	10—	Kentucky vs. Tennessee	1976
	10—	Florida vs. San Jose State	2003

SEASON:

1.	71—	Alabama (783 yards)	1946
2.	70—	Mississippi State (778 yards)	1936
3.	68—	Tennessee (844 yards)	1939
	68—	Tennessee (974 yards)	1940
5.	61—	Mississippi State (542 yards)	1940
6.	56—	Ole Miss (837 yards)	1940
7.	55—	Vanderbilt (907 yards)	1948

	55—	Alabama (438 yards)	1975
9.	52—	Tennessee (452 yards)	2000
10.	50—	Georgia (746 yards)	2002

YARDS RETURNED

GAME:

1.	272—	Florida vs. Kentucky (11 returns)	1996
2.	246—	Texas A&M vs. South Carolina State (8 returns)	2012
3.	225—	Mississippi State vs. Chattanooga (8 returns)	1946
4.	208—	Auburn vs. UT-Chattanooga (6 returns)	1974
5.	205—	LSU vs. Ole Miss (6 returns)	1970
6.	204—	Alabama vs. LSU (5 returns)	1947
7.	203—	Ole Miss vs. Union (13 returns)	1940
	203—	Vanderbilt vs. Kentucky (6 returns)	1948
9.	202—	Georgia vs. Oregon State (5 returns)	1971
10.	195—	Kentucky vs. Vanderbilt (6 returns)	1981

SEASON:

1.	974—	Tennessee (68 returns)	1940
2.	907—	Vanderbilt (55 returns)	1948
3.	844—	Tennessee (68 returns)	1939
4.	837—	Ole Miss (56 returns)	1940
5.	800—	Tennessee	1951
5.	783—	Alabama (71 returns)	1946
6.	778—	Mississippi State (70 returns)	1936
7.	746—	Georgia (50 returns)	2002
8.	726—	Alabama (52 returns)	1941
9.	724—	Georgia (57 returns)	1941
10.	701—	Alabama (49 returns)	2008

GAME (Min. 3):

1.	45.0—	Ole Miss vs. Arkansas (3 for 135)	2000
2.	41.0—	Alabama vs. Charleston Southern (3 for 123)	2015
3.	40.8—	Alabama vs. LSU (5 for 204)	1991
4.	40.4—	Georgia vs. Oregon State (5 for 202)	1971
5.	38.7—	Ole Miss vs. SMU (3 for 116)	1998
6.	36.0—	Arkansas vs. Ole Miss (4 for 144)	2010
7.	35.6—	Georgia vs. Western Kentucky (5 for 178)	2006
8.	34.7—	Georgia vs. Troy (3 for 104)	2014
9.	34.0—	Kentucky vs. Mississippi State (4 for 136)	2002
	34.0—	Ole Miss vs. Georgia (3 for 102)	2011

SEASON:

1.	20.8—	Mississippi State (25 for 521)	1971
2.	20.5—	Mississippi State (22 for 450)	1965
3.	20.4—	Kentucky (18 for 368)	2006
4.	19.7—	Florida (32 for 630)	1947
5.	18.8—	Ole Miss (36 for 676)	1948
6.	17.8—	Auburn (17 for 303)	2014
7.	17.6—	Georgia (24 for 422)	2008
8.	17.2—	Kentucky (25 for 595)	2005
9.	17.0—	Florida (26 for 441)	1948
10.	16.6—	Auburn (35 for 580)	1974

RECORDS AND RESULTS

KICKOFF RETURNS

MOST RETURNS

GAME:

1.	11—	Ole Miss vs. Alabama	1989
	11—	Kentucky vs. Florida	1994
3.	10—	Mississippi State vs. Houston	1969
	10—	Mississippi State vs. Tulane	1949
	10—	Arkansas vs. Auburn	2010
6.	9—	Alabama vs. Southern Cal	1970
	9—	Vanderbilt vs. Alabama	1990
	9—	Vanderbilt vs. Auburn	1990
	9—	Vanderbilt vs. Tennessee	1993
	9—	South Carolina vs. Florida	2001
	9—	Kentucky vs. Georgia	2004
	9—	Tennessee vs. Florida	2007
	9—	South Carolina vs. Arkansas	2007
	9—	Ole Miss vs. Georgia	2011
	9—	Ole Miss vs. Alabama	2011

SEASON:

1.	63—	Kentucky	2007
	63—	Auburn	2009
	63—	Ole Miss	2010
	63—	Auburn	2010
5.	62—	Kentucky	2000
6.	60—	Tennessee	2007
	60—	Georgia	2009
8.	59—	Ole Miss	2007
	59—	Kentucky	2010
10.	58—	Vanderbilt	1990
11.	57—	Tennessee	2009
12.	56—	Vanderbilt	1986
	56—	Vanderbilt	1987
	56—	Kentucky	2009
	56—	Ole Miss	2011

YARDS RETURNED

GAME:

1.	287—	Kentucky vs. Idaho State (5 returns)	2005
2.	260—	Tennessee vs. Florida (9 returns)	2007
3.	259—	Alabama vs. Auburn (8 returns)	1969
4.	257—	Auburn v. Utah State (7 returns)	2011
5.	254—	Kentucky vs. Louisville (6 returns)	2009
6.	252—	Georgia vs. South Carolina (7 returns)	2009
7.	250—	Alabama vs. Boston College (7 returns)	1984
8.	243—	Vanderbilt vs. Ole Miss (8 returns)	2002
	243—	South Carolina vs. Arkansas (9 returns)	2007
10.	234—	Ole Miss vs. Alabama (11 returns)	1989

SEASON:

1.	1,493—	Auburn (63 returns)	2009
2.	1,482—	Auburn (63 returns)	2010
3.	1,462—	Tennessee (60 returns)	2007
4.	1,394—	Kentucky (63 returns)	2007
5.	1,392—	Florida (53 returns)	2010
6.	1,369—	Tennessee (57 returns)	2009
7.	1,349—	Ole Miss (63 returns)	2010
8.	1,343—	Kentucky (59 returns)	2010
9.	1,327—	Georgia (60 returns)	2009
10.	1,316—	Kentucky (56 returns)	2009

YARDS PER RETURN

GAME: (Min. 3)

1.	66.7—	Kentucky vs. Vanderbilt (3 for 200)	1945
2.	57.4—	Kentucky vs. Idaho State (5 for 287)	2005
3.	52.7—	Ole Miss vs. Arkansas (3 for 158)	1999
4.	48.3—	Arkansas vs. Mississippi State (3 for 145)	2006
5.	47.0—	Auburn vs. Washington State (3 for 141)	2013
6.	46.0—	Mississippi State vs. Southern Miss (3 for 138)	1966
7.	45.7—	Ole Miss vs. Arkansas (3 for 137)	1940
8.	44.7—	Ole Miss vs. Alabama (3 for 134)	1997
9.	44.5—	Arkansas vs. South Carolina (4 for 178)	2011
10.	44.3—	Florida vs. Ole Miss (3 for 133)	1988

SEASON:

1.	29.2—	Arkansas (33 for 965)	2005
2.	28.8—	Mississippi State (19 for 547)	1940

3.	27.8—	Alabama (19 for 529)	1963
4.	26.6—	Georgia	1947
5.	26.4—	Alabama (17 for 449)	1964
	26.4—	Kentucky (42 for 1,109)	2005
	26.4—	Kentucky (44 for 1,161)	2008
	26.4—	Florida (40 for 1,055)	2009
9.	26.3—	Florida (53 for 1,392)	2010
10.	25.9—	Auburn (36 for 934)	2006

SCORING

MOST POINTS

GAME:

1.	93—	LSU vs. Southwestern Louisiana	1936
2.	92—	Ole Miss vs. West Tennessee Teachers	1935
3.	89—	Alabama vs. Delta State	1951
4.	83—	Kentucky vs. North Dakota	1950
5.	82—	Florida vs. Central Michigan	1997
6.	81—	Georgia vs. Mercer	1941
7.	77—	Alabama vs. Virginia Tech	1973
	77—	LSU vs. Rice	1977
	77—	Florida vs. West Texas State	1982
	77—	South Carolina vs. Kent	1995
	77—	Kentucky vs. Texas-El Paso	2002
12.	76—	Georgia vs. The Citadel	1958
	76—	Auburn vs. UT-Chattanooga	1995
	76—	Ole Miss vs. UT Martin	2015
15.	75—	Georgia vs. Florida	1942
16.	73—	Florida vs. Kentucky	1994
	73—	Auburn vs. Louisiana-Monroe	2003
	73—	Arkansas vs. Nicholls State	2014
	73—	Texas A&M vs. Lamar	2014
	73—	Ole Miss vs. Fresno State	2015
21.	72—	Kentucky vs. Tennessee Tech	1972
22.	71—	Alabama vs. Vanderbilt	1945
	71—	Kentucky vs. Southern Miss	1949
	71—	Florida vs. Vanderbilt	2001
25.	70—	Georgia vs. Furman	1946
	70—	Kentucky vs. Xavier	1946
	70—	LSU vs. Arkansas State	1991
	70—	Georgia vs. Northeast Louisiana	1994
	70—	Florida vs. New Mexico State	1994
	70—	Tennessee vs. Louisiana-Monroe	2000
	70—	Florida vs. The Citadel	2008
	70—	Texas A&M vs. South Carolina State	2012
	70—	South Carolina vs. Coastal Carolina	2013

SEASON:

1.	611—	Florida (14 games)	2008
2.	578—	Texas A&M (13 games)	2012
3.	577—	Auburn (14 games)	2010
4.	575—	Texas A&M (13 games)	2013
5.	559—	Florida (12 games)	1996
6.	553—	Auburn (14 games)	2013
7.	552—	Florida (13 games)	2007
8.	542—	Alabama (14 games)	2012
9.	541—	LSU (14 games)	2007
10.	537—	Georgia (13 games)	2014

MOST POINTS - TWO TEAMS OVERTIME GAMES ONLY

1.	134—	Arkansas (71) vs. Kentucky (63) [7 OT]	2003
2.	114—	Arkansas (58) vs. Ole Miss (56) [7OT]	2001
3.	105—	Georgia (56) vs. Auburn (49) [4 OT]	1996
	105—	Arkansas (53) vs. Ole Miss (52) [2 OT]	2015
5.	102—	Tennessee (52) vs. Kentucky (50) [4 OT]	2007
	100—	Arkansas (54) vs. Auburn (46) [4 OT]	2015
7.	99—	Georgia Tech (51) vs. Georgia (48) [OT]	1999
	99—	Missouri (51) at Tennessee (48) [4OT]	2012
9.	98—	Arkansas (50) vs. LSU (48) [3OT]	2007
10.	97—	Ole Miss (48) vs. Jacksonville State (49) [2 OT]	2010

MOST POINTS - TWO TEAMS DOES NOT INCLUDE OVERTIME GAMES

1.	116—	Texas A&M (59) vs. Louisiana Tech (57)	2012
2.	108—	Auburn (65) vs. Arkansas (43)	2010
3.	104—	South Carolina (65) vs. Mississippi State (39)	1995



RECORDS AND RESULTS

4.	102—	Kentucky (68) vs. Louisville (34)	1998
5.	101—	Auburn (59) vs. Missouri (42)	2013
	101—	Mississippi State (51) vs. Arkansas (50)	2015
7.	100—	Texas A&M (52) vs. Duke (48)	2013
	100—	Arkansas (58) at Mississippi State (42)	2016
9.	99—	Florida (62) vs. Tennessee (37)	1995
	99—	Alabama (55) vs. Auburn (44)	2014

POINTS PER GAME

1.	46.6—	Florida (559 in 12 games)	1996
2.	44.5—	Florida (534 in 12 games)	1995
	44.5—	Texas A&M (578 in 13 games)	2012
4.	44.2—	Texas A&M (575 in 13 games)	2013
5.	44.0—	Alabama (396 in 9 games)	1945
6.	43.8—	Florida (482 in 11 games)	2001
7.	43.6—	Florida (611 in 14 games)	2008
8.	43.4—	Florida (521 in 12 games)	1994
9.	42.8—	Tennessee (471 in 11 games)	1993
10.	42.5—	Florida (552 in 13 games)	2007

MOST TOUCHDOWNS

GAME:

1.	14—	Ole Miss vs. West Tennessee Teachers	1935
	14—	LSU vs. Southwestern Louisiana	1936
3.	13—	Alabama vs. Delta State	1951
4.	12—	Kentucky vs. North Dakota	1950
	12—	Florida vs. Central Michigan	1997
6.	11—	South Carolina vs. Kent	1995
	11—	Auburn vs. UT-Chattanooga	1995
	11—	Alabama vs. Virginia Tech	1973
	11—	LSU vs. Rice	1977
	11—	Florida vs. West Texas State	1982
	11—	Kentucky vs. Texas-El Paso	2002
	11—	Ole Miss vs. UT Martin	2015

SEASON:

1.	82—	Florida (14 games)	2008
2.	78—	Texas A&M (13 games)	2012
	78—	Texas A&M (13 games)	2013
4.	76—	Florida (12 games)	1996
5.	75—	Florida (13 games)	2007
	75—	Auburn (14 games)	2010
7.	74—	Florida (12 games)	1995
8.	73—	Auburn (14 games)	2013
9.	72—	Georgia (14 games)	2012
10.	70—	Georgia (13 games)	2014

MOST FIELD GOALS

GAME:

1.	6—	Auburn vs. Kentucky	1982
	6—	Florida vs. Florida State	1983



Behind Heisman Trophy-winning quarterback Danny Wuerffel, Florida's dynamic offense averaged 46.6 points per game in 1996 en route to the school's first national title.

6—	Florida vs. Kentucky	1984	
6—	Alabama vs. SW Louisiana	1990	
6—	Georgia vs. Georgia Tech	2001	
6—	Auburn vs. LSU	2016	
7.	5—	Auburn vs. Florida	1977
	5—	Tennessee vs. Kentucky	1978
	5—	Florida vs. Ole Miss	1980
	5—	Tennessee vs. Kentucky	1982
	5—	Tennessee vs. Memphis State	1982
	5—	Ole Miss vs. Tulane	1991
	5—	Kentucky vs. Mississippi State	1994
	5—	Mississippi State vs. N.C. State	1995
	5—	Auburn vs. UAB	1996
	5—	Mississippi State vs. Arkansas	1998
	5—	Tennessee vs. Florida	2000
	5—	South Carolina vs. Georgia	2009
	5—	Alabama vs. Ole Miss	2009
	5—	Ole Miss vs. Louisiana-Lafayette	2010
	5—	Mississippi State vs. UAB	2010
	5—	Florida vs. Tennessee	2011
	5—	Alabama vs. LSU, BCS Championship Game	2011
	5—	Auburn vs. Alabama	2014
	5—	Texas A&M vs. Auburn	2016

SEASON:

1.	31—	Georgia	2003
2.	30—	Alabama	2009
3.	28—	Auburn	2016
4.	27—	Tennessee	1982
5.	26—	Georgia	2002
	26—	LSU	2007
7.	25—	Florida	1984
	25—	Ole Miss	2003
	25—	Alabama	2007
10.	24—	Tennessee	1985
	24—	Florida	2001
	24—	Florida	1999
	24—	Florida	2011

MOST PAT KICKS

GAME:

1.	11—	Kentucky vs. North Dakota	1950
	11—	Alabama vs. Delta State	1951
	11—	Alabama vs. Virginia Tech	1973
	11—	LSU vs. Rice	1977
	11—	Florida vs. West Texas State	1982
	11—	South Carolina vs. Kent	1995
	11—	Kentucky vs. Texas-El Paso	2002

SEASON:

1.	82—	Florida	2008
2.	77—	Texas A&M	2012
3.	74—	Auburn	2010
4.	73—	Texas A&M	2013
5.	72—	Florida	1995
	72—	Florida	2007
7.	71—	Florida	1996
8.	67—	Georgia	2014
8.	66—	Auburn	2013
	66—	Ole Miss	2015
10.	65—	Florida	1994

CONSECUTIVE PAT KICKS

1.	209—	Auburn (Robert Bironas 1, Damon Duval 130, Philip Yost 23, John Vaughn 55)	1999-04
2.	199—	Alabama (Peter Kim 54, Paul Trodd 4, Terry Sanders 1, Van Tiffin 135, Philip Doyle 5)	1981-87
4.	168—	Tennessee (John Becksvort 161, Jeff Hall 7)	1991-94
	168—	Auburn (Cody Parkey 27, Daniel Carlson 141)	2013-Present
6.	156—	South Carolina (Elliott Fry 155, Landon Ard 1)	2013-16
7.	130—	Georgia (Rex Robinson 101, Kevin Butler 29)	1977-81
8.	124—	Auburn (Cody Parkey 27, Daniel Carlson 97)	2013-15
9.	119—	Georgia (Blair Walsh 119)	2008-10
10.	116—	Mississippi State (Adam Carlson 47, Brent Smith 35, Keith Andrews 32, John Michael Marlin 2)	2002-07
12.	114—	Florida (Bart Edmiston 114)	1995-96
	114—	Georgia (Brandon Coutu 114)	2004-07
14.	113—	Georgia (Billy Bennett 113)	2000-03
15.	109—	LSU (David Browndyke 109)	1986-89

MOST POINTS IN A TIE GAME

37-37—	Alabama vs. Florida State	1967
--------	---------------------------	------

RECORDS AND RESULTS

SOUTHEASTERN CONFERENCE TEAM DEFENSE RECORDS

RUSHING DEFENSE FEWEST RUSHES ALLOWED

GAME:

1.	13—	Florida vs. Vanderbilt	1983
	13—	Alabama vs. Vanderbilt	1989
3.	14—	Florida vs. Georgia	1993
	14—	Tennessee vs. Georgia	1994
	14—	Ole Miss vs. Texas Tech	2008
	14—	Alabama vs. Clemson	2008
	14—	Alabama vs. Florida	2009
	14—	Florida at Arkansas	2016
9.	15—	Arkansas vs. Auburn	1995
	15—	Arkansas vs. South Carolina	2006
	15—	Arkansas vs. Hawaii	2006

SEASON:

1.	231—	Tennessee (9 games)	1945
2.	300—	Ole Miss (10 games)	1962
3.	321—	Alabama (10 games)	1961
4.	328—	Mississippi State (10 games)	1936
5.	334—	Mississippi State (10 games)	1946
6.	335—	Alabama (12 games)	1999
7.	338—	Tennessee (11 games)	2000
8.	347—	Florida (11 games)	2001
9.	352—	Georgia (11 games)	1997
	352—	Alabama (9 games)	1945

FEWEST YARDS ALLOWED

GAME:

1.	-93—	Kentucky vs. Kansas State	1970
2.	-85—	Auburn vs. Miami	1968
3.	-78—	Mississippi State vs. Florida	2000
4.	-64—	Ole Miss vs. Mississippi State	2008
5.	-56—	Florida vs. Arkansas	1997
6.	-50—	LSU vs. Ole Miss	1982
	-50—	Georgia vs. Kentucky	1999
8.	-49—	Alabama vs. Houston	1962
	-49—	Georgia vs. VMI	1967
10.	-48—	Alabama vs. Michigan State	2010
11.	-43—	LSU vs. Mercer	1940
12.	-39—	Kentucky vs. Evansville	1947
13.	-36—	Florida vs. Northeast Louisiana	1998
	-36—	Auburn vs. Florida	2001
15.	-30—	Auburn vs. Tennessee	1957
16.	-29—	Kentucky vs. Vanderbilt	1996
17.	-28—	Florida vs. Auburn	1997
18.	-27—	Arkansas vs. Texas	2000
19.	-22—	Florida vs. Ole Miss	1994
	-22—	Ole Miss vs. Vanderbilt	1970

SEASON:

1.	305—	Alabama (9 games)	1938
2.	385—	Tennessee (9 games)	1945
3.	389—	LSU (10 games)	1969
4.	410—	Alabama (9 games)	1945
5.	505—	Mississippi State (10 games)	1940
6.	574—	LSU (11 games)	1970
7.	588—	Alabama (10 games)	1962
8.	596—	Georgia (10 games)	1941
9.	610—	Ole Miss (9 games)	1962
10.	660—	Alabama (12 games)	1992

FEWEST YARDS PER GAME

1.	33.9—	Alabama (305 yards in 9 games)	1938
2.	38.9—	LSU (389 yards in 10 games)	1969
3.	39.1—	Alabama (352 yards in 9 games)	1945
4.	42.8—	Tennessee (385 yards in 9 games)	1945
5.	50.5—	Mississippi State (505 yards in 10 games)	1940
6.	52.2—	LSU (574 yards in 11 games)	1970
7.	54.2—	Georgia (596 yards in 11 games)	1941
8.	55.0—	Alabama (660 yards in 12 games)	1992
	55.0—	Alabama (10 games)	1961
9.	58.8—	Alabama (588 yards in 10 games)	1962
10.	63.2—	Auburn (695 yards in 11 games)	1988

FEWEST YARDS PER RUSH

GAME:

1.	-3.95—	Kentucky vs. Kansas State (-91 in 23 rushes)	1970
2.	-3.54—	Mississippi State vs. Florida (-78 in 22 rushes)	2000
3.	-2.37—	Ole Miss vs. Mississippi State(-64 in 27 rushes)	2008
4.	-2.08—	Georgia vs. Kentucky (-50 in 24 rushes)	1999
5.	-2.00—	Auburn vs. Florida (-36 in 18 rushes)	2001
6.	-1.98—	Auburn vs. Miami (-85 in 43 rushes)	1968

SEASON:

1.	0.95—	Alabama (305 yards in 321 rushes)	1938
2.	1.09—	LSU (384 yards in 353 rushes)	1969
3.	1.44—	Mississippi State (505 yards in 350 rushes)	1940
4.	1.61—	LSU (574 yards in 356 rushes)	1970
5.	1.67—	Tennessee (385 yards in 231 rushes)	1945
	1.67—	Alabama (660 yards in 395 rushes)	1992
7.	1.71—	Alabama (550 yards in 321 rushes)	1961
8.	1.73—	Kentucky (788 yards in 455 rushes)	1949
	1.73—	Auburn (674 yards in 390 rushes)	1957
10.	1.82—	Ole Miss (741 yards in 408 rushes)	1966

FEWEST RUSHING TOUCHDOWNS ALLOWED

SEASON:

1.	*0—	Tennessee	1939
	*0—	Ole Miss	1963
3.	1—	Ole Miss	1959
4.	2—	Ole Miss	1954
	2—	Ole Miss	1961
	2—	LSU	1970
	2—	Alabama	1979
8.	3—	Ole Miss	1962
	3—	Ole Miss	1966
	3—	Florida	1984
	3—	Auburn	1988
	3—	Tennessee	1999
	3—	Alabama	2011

*NCAA Record

PASSING DEFENSE FEWEST PASSES

GAME:

1.	*0—	Kentucky vs. Tennessee	1952
	0—	Tennessee vs. Georgia Tech	1977
	0—	Florida vs. Georgia Southern	2013
4.	1—	Mississippi State vs. Union	1942
	1—	Tennessee vs. Mississippi State	1950
	1—	Vanderbilt vs. Tennessee	1951

SEASON:

1.	73—	Georgia Tech (10 games)	1957
2.	84—	Florida (9 games)	1946
3.	87—	Alabama (10 games)	1955
4.	88—	Alabama (9 games)	1938
5.	92—	Florida (10 games)	1955
6.	93—	Tulane (10 games)	1957
7.	96—	Kentucky (10 games)	1955
8.	102—	Mississippi State (9 games)	1950
9.	103—	Mississippi State (10 games)	1936
	103—	LSU (10 games)	1955



RECORDS AND RESULTS

FEWEST COMPLETIONS

GAME:

Several teams with 0
Last Team: Georgia vs. Cal State-Fullerton..... 1992

SEASON:

1.	31—	Alabama (9 games).....	1938
	31—	Georgia Tech (10 games).....	1957
3.	33—	Tulane (10 games).....	1957
4.	35—	Kentucky (10 games).....	1955
5.	36—	Auburn (11 games).....	1936
6.	37—	Florida (10 games).....	1955
	37—	Kentucky (10 games).....	1957
8.	39—	Florida (9 games).....	1957
9.	40—	Mississippi State (10 games).....	1936
	40—	Alabama (10 games).....	1955
	40—	LSU (10 games).....	1955

LOWEST COMPLETION PERCENTAGE

GAME:

Several teams with 0
Last Team: Florida vs. Georgia Southern..... 2013

SEASON:

1.	27.1—	Auburn (36 of 133).....	1950
2.	31.9—	Ole Miss (52 of 163).....	1950
3.	32.2—	Kentucky (37 of 115).....	1957
4.	33.1—	Ole Miss (44 of 133).....	1957
5.	35.2—	Alabama (43 of 122).....	1954
6.	35.5—	Alabama (61 of 172).....	1949
	35.5—	Tulane (33 of 93).....	1957
8.	35.6—	Kentucky (48 of 135).....	1954
9.	35.7—	Florida (50 of 140).....	1950
10.	35.8—	Tulane (67 of 187).....	1949
	35.8—	Alabama (78 of 218).....	1979

FEWEST YARDS

GAME:

1.	-10—	Auburn vs. Alabama (1 comp.).....	1952
2.	-3—	Tennessee vs. Kentucky (1 comp.).....	1949
3.	-3—	Georgia Tech vs. South Carolina (1 comp.).....	1949
4.	-1—	Kentucky vs. LSU.....	1953
	-1—	Florida vs. Vanderbilt (1 comp.).....	1958

SEASON:

1.	291—	Alabama (9 games).....	1945
2.	325—	Mississippi State (10 games).....	1936
3.	334—	Georgia Tech (10 games).....	1957
4.	392—	Tennessee (10 games).....	1939
5.	412—	Tulane (10 games).....	1951
6.	420—	Florida (10 games).....	1955
7.	457—	Alabama (10 games).....	1959
8.	477—	Florida (9 games).....	1957
9.	479—	Kentucky (10 games).....	1955
10.	500—	Ole Miss (10 games).....	1957

FEWEST TOUCHDOWNS

SEASON:

1.	*0—	Tennessee (10 games).....	1939
	0—	Florida (10 games).....	1954
2.	1—	Ole Miss (10 games).....	1956
	1—	Ole Miss (11 games).....	1957
	1—	Ole Miss (11 games).....	1959
	1—	Ole Miss (11 games).....	1961
6.	3—	LSU (10 games).....	1959

INTERCEPTIONS

GAME:

1.	9—	Georgia vs. Presbyterian (42 passes).....	1943
	9—	Auburn vs. Florida (66 passes).....	1969
3.	8—	Tennessee vs. Alabama (51 passes).....	1970
	8—	Alabama vs. Mississippi State (24 passes).....	1936
	8—	LSU vs. Villanova (38 passes).....	1951
6.	7—	Ole Miss vs. Southwestern.....	1939
	7—	Alabama vs. Auburn (24 passes).....	1965

7—	Ole Miss vs. Houston (31 passes).....	1966
7—	Kentucky vs. Florida (52 passes).....	1993

*—NCAA record

SEASON:

1.	36—	Tennessee.....	1970
2.	35—	Georgia.....	1982
3.	34—	Auburn.....	1969
4.	33—	Georgia.....	1946
5.	30—	Tennessee.....	1969
6.	29—	Kentucky.....	1949
7.	28—	Ole Miss.....	1940
	28—	Kentucky.....	1950
9.	27—	LSU.....	1984
	27—	LSU.....	1986

INTERCEPTION RETURN YARDS

GAME:

1.	*240—	Kentucky vs. Ole Miss (6 ints.).....	1949
2.	214—	Tennessee vs. South Carolina (5 ints.).....	1971

SEASON:

1.	*782—	Tennessee (25 ints.).....	1971
2.	719—	Kentucky (29 ints.).....	1949

INTERCEPTION RETURN TOUCHDOWNS

SEASON:

1.	*7—	Tennessee.....	1971
2.	6—	Kentucky.....	1949
	6—	Mississippi State.....	1994
4.	5—	LSU.....	2003
	5—	Mississippi State.....	2007
	5—	Florida.....	2008
	5—	South Carolina.....	2010
8.	4—	Tennessee.....	2008
	4—	Mississippi State.....	1998
	4—	Tennessee.....	1990
	4—	LSU.....	1991
	4—	Auburn.....	1993
	4—	Auburn.....	1994
	4—	Georgia.....	2000
	4—	Mississippi State.....	2000
	4—	Arkansas.....	2000
	4—	Georgia.....	2002
	4—	Tennessee.....	2010
	4—	Kentucky.....	2014
	4—	Alabama.....	2015
	4—	Ole Miss.....	2015
	4—	Arkansas.....	2016

TOTAL DEFENSE

FEWEST PLAYS

GAME:

1.	24—	Ole Miss vs. South Carolina.....	1947
2.	30—	Auburn vs. Ole Miss.....	1985
3.	33—	Tennessee vs. Vanderbilt.....	1946
4.	34—	Alabama vs. Southern Miss.....	1954
5.	35—	Mississippi State vs. Howard.....	1963
6.	37—	Vanderbilt vs. Chattanooga.....	1950
	37—	Mississippi State vs. Florida.....	1956

SEASON:

1.	368—	Tennessee.....	1945
2.	431—	Mississippi State.....	1936
3.	439—	Ole Miss.....	1963
4.	446—	Ole Miss.....	1962
5.	470—	Mississippi State.....	1950
6.	494—	Florida.....	1957
7.	495—	Auburn.....	1964
8.	506—	Auburn.....	1954
9.	516—	Georgia Tech.....	1955
10.	517—	Ole Miss.....	1959

RECORDS AND RESULTS

FEWEST YARDS

GAME:

1.	-30—	Auburn vs. Tennessee	1958
2.	-4—	Alabama vs. Houston	1962
3.	0—	Ole Miss vs. Sewanee	1938
4.	1—	Kentucky vs. Citadel	1949
5.	9—	Auburn vs. Ole Miss	1985
6.	13—	Tennessee vs. Vanderbilt	1952

SEASON:

1.	701—	Alabama (9 games)	1938
2.	1,010—	Mississippi State (10 games)	1936
3.	1,023—	Tennessee (10 games)	1939
4.	1,222—	Ole Miss (9 games)	1963
5.	1,236—	LSU (10 games)	1937

FEWEST YARDS PER GAME

SEASON:

1.	77.9—	Alabama (701 yards in 9 games)	1938
2.	101.0—	Mississippi State (1,010 yards in 10 games)	1936
3.	102.3—	Tennessee (1,023 yards in 10 games)	1939

FIRST DOWNS

FEWEST RUSHING

GAME:

1.	0—	South Carolina vs. Kent	1995
	0—	Auburn vs. Tennessee	1958
	0—	Auburn vs. Florida	2001
	0—	Florida vs. Georgia Southern	2013

SEASON:

1.	24—	Alabama (9 games)	1938
2.	34—	LSU (10 games)	1969
3.	41—	Ole Miss (9 games)	1963
	41—	LSU (11 games)	1970
5.	43—	Auburn (10 games)	1970
6.	46—	Alabama (10 games)	1966
7.	49—	Auburn (11 games)	1988
8.	51—	Mississippi State (11 games)	1999
9.	52—	Alabama (12 games)	1992
10.	53—	Florida (10 games)	1963
	53—	Georgia (10 games)	1968
	53—	Auburn (10 games)	1969

FEWEST PASSING

GAME:

	0—	By several teams	
	Last—	South Carolina vs. The Citadel	2011

SEASON:

1.	11—	Alabama (9 games)	1938
2.	23—	Ole Miss (9 games)	1963
3.	29—	Auburn (10 games)	1964
4.	33—	Mississippi State (10 games)	1963
5.	34—	Florida (10 games)	1964
6.	35—	LSU (10 games)	1964
	35—	Vanderbilt (10 games)	1965
8.	37—	Georgia Tech (10 games)	1963
9.	38—	Auburn (10 games)	1963
	38—	Vanderbilt (11 games)	1972

FEWEST TOTAL

GAME:

1.	0—	Auburn vs. Tennessee	1958
----	----	----------------------	------

SEASON:

1.	35—	Alabama (9 games)	1938
2.	51—	Mississippi State (10 games)	1936
3.	55—	Tennessee (9 games)	1945
4.	68—	Mississippi State (10 games)	1940
5.	71—	Ole Miss (9 games)	1963
6.	79—	Ole Miss (9 games)	1962
7.	80—	Auburn (10 games)	1964
8.	82—	Florida (10 games)	1969

9.	94—	Tennessee (10 games)	1952
10.	99—	Alabama (10 games)	1966

SCORING DEFENSE

FEWEST POINTS

SEASON:

1.	*0—	Tennessee (10 games)	1939
2.	16—	Tennessee (10 games)	1938
3.	17—	Alabama (9 games)	1933
4.	20—	Alabama (9 games)	1937
5.	21—	Ole Miss (10 games)	1959
6.	22—	Alabama (10 games)	1961
7.	25—	Mississippi State (10 games)	1936
8.	27—	LSU (10 games)	1937
9.	28—	Auburn (10 games)	1957
10.	29—	LSU (10 games)	1959

* - NCAA Record

FEWEST POINTS PER GAME

SEASON:

1.	*0.0—	Tennessee (0 points in 10 games)	1939
2.	1.6—	Tennessee (16 points in 10 games)	1938
3.	1.9—	Alabama (17 points in 9 games)	1933
4.	2.1—	Ole Miss (21 points in 10 games)	1959
5.	2.2—	Alabama (20 points in 9 games)	1937
	2.2—	Alabama (22 points in 10 games)	1961
7.	2.5—	Mississippi State (25 points in 10 games)	1936
8.	2.6—	Tennessee (26 points in 10 games)	1940
9.	2.8—	Auburn (28 points in 10 games)	1957
10.	3.3—	Georgia Tech (33 points in 10 games)	1956

* - NCAA Record

SEASON: (Since 1975)

1.	5.3—	Alabama (58 points in 11 games)	1979
2.	6.0—	Alabama (66 points in 11 games)	1975
3.	7.2—	Auburn (79 points in 11 games)	1988
4.	8.2—	Alabama (106 points in 13 games)	2011
5.	8.7—	Alabama (96 points in 11 games)	1980
6.	8.9—	Georgia (98 points in 11 games)	1981



RECORDS AND RESULTS

SOUTHEASTERN CONFERENCE OVERTIME RECORDS

ALL-TIME SEC WON-LOST RECORDS IN OVERTIME GAMES (1996-2016)

Team	1996	1997	1998	1999	2000	2001	2002	2003	2004	2005	2006	2007	2008	2009	2010	2011	2012	2013	2014	2015	2016	Total
Alabama	0-0	0-1	1-0	1-1	0-0	0-0	0-0	0-2	0-0	0-1	1-1	0-1	1-0	0-0	0-0	0-1	0-0	0-0	1-0	0-0	0-0	5-8
Arkansas	1-0	0-0	0-0	0-0	1-0	1-0	0-1	2-0	0-0	0-0	1-0	1-0	0-0	1-1	1-0	0-0	0-1	0-1	0-1	2-1	1-0	12-6
Auburn	0-1	0-0	0-0	0-1	1-0	1-0	1-1	0-0	0-0	0-1	0-0	1-1	0-0	1-0	1-0	0-0	1-0	0-0	0-1	1-1	0-0	8-7
Florida	0-0	0-0	0-1	0-1	0-0	0-0	1-0	0-0	0-0	1-0	0-0	0-0	0-0	0-0	1-0	0-0	0-0	0-0	1-1	1-0	0-0	5-3
Georgia	1-0	0-0	0-0	1-1	0-1	0-0	0-0	1-0	0-0	0-0	0-0	1-0	0-0	0-0	0-1	0-1	0-0	2-0	0-1	1-0	0-0	7-5
Kentucky	0-0	1-0	0-0	0-0	0-1	0-0	0-0	0-1	0-0	0-0	0-0	1-1	0-0	0-1	0-0	0-0	0-1	0-0	0-1	1-0	0-0	3-6
LSU	0-0	0-0	0-1	0-0	2-0	0-0	0-0	0-0	1-0	2-1	1-0	0-2	0-1	1-0	0-0	1-0	0-0	0-0	0-1	0-0	0-0	8-6
Ole Miss	0-0	1-0	2-1	1-1	1-0	0-1	0-0	0-0	1-0	0-0	0-2	0-0	0-0	0-0	0-1	0-0	0-0	0-1	0-0	0-1	0-0	6-8
Mississippi State	0-1	0-0	0-0	0-0	1-2	0-0	0-0	0-0	0-0	0-0	1-0	0-0	0-0	0-0	0-1	1-0	0-0	2-0	0-0	0-0	0-1	5-5
Missouri	--	--	--	--	--	--	--	--	--	--	--	--	--	--	--	--	1-0	0-1	0-0	0-0	0-0	1-1
South Carolina	0-0	0-0	0-0	0-0	0-0	0-0	0-0	0-1	0-0	0-0	0-0	0-1	0-0	0-0	0-0	0-0	0-0	1-0	1-1	0-0	0-1	2-4
Tennessee	0-0	0-0	1-0	0-0	0-1	0-0	1-0	2-0	0-0	1-0	0-0	2-0	0-1	1-0	1-1	1-0	0-1	0-1	1-0	0-1	0-1	11-7
Texas A&M	--	--	--	--	--	--	--	--	--	--	--	--	--	--	--	--	0-0	0-0	1-0	1-0	2-0	4-0
Vanderbilt	0-0	0-0	1-1	1-0	0-0	0-0	0-0	0-1	0-1	0-1	0-0	0-0	0-0	0-1	0-0	0-1	0-0	0-0	0-0	0-0	1-0	3-6
SEC TOTALS	2-2	2-1	5-4	4-5	6-5	2-1	3-2	5-5	2-1	4-4	4-3	6-6	1-2	4-3	4-4	3-3	2-3	5-4	5-7	7-4	4-3	80-72

BREAKDOWN OF LENGTH OF OVERTIMES

NUMBER/OTS	GAMES	RESULTS
7	2	Arkansas 58, Ole Miss 56 (2001); Arkansas 71, Kentucky 63 (2003)
6	1	Tennessee 41, Arkansas 38 (2002)
5	1	Tennessee 51, Alabama 43 (2003)
4	4	Georgia 56, Auburn 49 (1996), Tennessee 52, Kentucky 50 (2007); Missouri 51, Tennessee 48 (2012); Arkansas 54, Auburn 46 (2015)
3	5	Arkansas 34, Alabama 31 (2003); Arkansas 50, LSU 48 (2007); Kentucky 43, LSU 37 (2007); Michigan State 33, Georgia 30 (2011); Florida 36, Kentucky 30 (2014)
2	15	Vanderbilt 36, Duke 33 (1998); Auburn 37, Syracuse 34 (2003); Florida 49, Vanderbilt 42 (2005); Arkansas 24, Alabama 23 (2006); Arkansas 38, Mississippi State 31 (2010); Jacksonville State 49, Ole Miss 48 (2010); North Carolina 30, Tennessee 27 (2010); Tennessee 32, UAB 29 (2010); South Carolina 27, Missouri 24 (2013); Georgia 41, Georgia Tech 34 (2013); Auburn 27, Jacksonville State 20 (2015); Oklahoma 31, Tennessee 24 (2015); Arkansas 41, TCU 38 (2016); Texas A&M 45, Tennessee 38 (2016); BYU 28, Mississippi State 21 (2016)
1	63	Arkansas 16, Mississippi State 13 (1996); Kentucky 40, Alabama 34 (1997); Ole Miss 24, Central Florida 23 (1997); Alabama 20, Ole Miss 17 (1998); Tennessee 20, Florida 17 (1998); Ole Miss 37, LSU 31 (1998); Ole Miss 48, SMU 41 (1998); TCU 19, Vanderbilt 16 (1998); Alabama 40, Florida 39 (1999); Ole Miss 24, Auburn 17 (1999); Georgia Tech 51, Georgia 48 (1999); Vanderbilt 37, Ole Miss 34 (1999); Michigan 35, Alabama 34 (2000 Orange Bowl); Georgia 28, Purdue 25 (2000 Capital One Bowl); Arkansas 17, Mississippi State 10 (2000); Auburn 29, Georgia 26 (2000); Louisville 40, Kentucky 34 (2000); LSU 38, Tennessee 31 (2000); LSU 45, Mississippi State 38 (2000); Mississippi State 43, Texas A&M 41 (2000 Independence Bowl); Ole Miss 43, UNLV 40 (2000); Auburn 48, Louisiana Tech 41 (2001); Florida 30, Auburn 23 (2002); Tennessee 23, South Carolina 20 (2003); Georgia Tech 24, Vanderbilt 21 (2003); Georgia 34, Purdue 27 (2004 Capital One Bowl); LSU 22, Oregon State 21 (2004); Ole Miss 26, Vanderbilt 23 (1 OT) (2004); LSU 16, Alabama 13 (2005); LSU 20, Auburn 17 (2005); Tennessee 30, LSU 27 (2005); Mississippi State 16, UAB 10 (2006); Alabama 26, Ole Miss 23 (2006); LSU 23, Ole Miss 20 (2006); Georgia 26, Alabama 23 (2007); South Florida 26, Auburn 23 (2007); Tennessee 27, South Carolina 24 (2007); Alabama 27, LSU 21 (2008); UCLA 27, Tennessee 24 (2008); Arkansas 20, East Carolina 17 (2009); Auburn 38, Northwestern 35 (2009); Tennessee 30, Kentucky 24 (2009); LSU 33, Arkansas 30 (2009); Army 16, Vanderbilt 13 (2009); Auburn 27, Clemson 24 (2010); Florida 34, Georgia 31 (2010); LSU 9, Alabama 6 (2011); Mississippi State 26, Louisiana Tech 20 (2011); Tennessee 27, Vanderbilt 21 (2011); Louisiana-Monroe 34, Arkansas 31 (2012); Auburn 31, Louisiana-Monroe 28 (2012); Western Kentucky 32, Kentucky 31 (2012); Georgia 34, Tennessee 31 (2013); Mississippi State 24, Arkansas 17 (2013); Mississippi State 17, Ole Miss 10 (2013); Texas A&M 35, Arkansas 28 (2014); Tennessee 45, South Carolina 42 (2014); Alabama 20, LSU 13 (2014); South Carolina 23, Florida 20 (2014); Georgia Tech 30, Georgia 24 (2014); Wisconsin 34, Auburn 31 (2014); Texas A&M 28, Arkansas 21 (2015); Kentucky 34, Eastern Kentucky 27 (2015); Arkansas 53, Ole Miss 52 (2015); Florida 20, Florida Atlantic 14 (2015); Georgia 23, Georgia Southern 17 (2015); Texas A&M 31, UCLA 24 (2016); USF 46, South Carolina 39 (1); Vanderbilt 31, Western Kentucky 30 (2016)

RECORDS AND RESULTS

ALL-TIME SEC OVERTIME GAME RESULTS 1996-2016

YEAR	GAMES	RESULTS
1996	2	Georgia 56, Auburn 49 (4); Arkansas 16, Mississippi State 13 (1).
1997	2	Kentucky 40, Alabama 34 (1); Ole Miss 24, Central Florida 23 (1).
1998	6	Alabama 20, Ole Miss 17 (1); Tennessee 20, Florida 17 (1); Ole Miss 37, LSU 31 (1); Ole Miss 48, SMU 41 (1); TCU 19, Vanderbilt 16 (1); Vanderbilt 36, Duke 33 (2).
1999	6	Alabama 40, Florida 39 (1); Ole Miss 24, Auburn 17 (1); Georgia Tech 51, Georgia 48 (1); Vanderbilt 37, Ole Miss 34 (1); Michigan 35, Alabama 34 (1); Georgia 28, Purdue 25 (1).
2000	7	Arkansas 17, Mississippi State 10 (1); Auburn 29, Georgia 26 (1); Louisville 40, Kentucky 34 (1); LSU 38, Tennessee 31 (1); LSU 45, Mississippi State 38 (1); Mississippi State 43, Texas A&M 41 (1); Ole Miss 43, UNLV 40 (1).
2001	2	Arkansas 58, Ole Miss 56 (7); Auburn 48, La. Tech 41 (1).
2002	3	Auburn 37, Syracuse 34 (2); Tennessee 41, Arkansas 38 (6); Florida 30, Auburn 23 (1).
2003	6	Arkansas 34, Alabama 31 (3); Tennessee 23, South Carolina 20 (1); Georgia Tech 24, Vanderbilt 21 (1); Arkansas 71, Kentucky 63 (7); Tennessee 51, Alabama 43 (5); Georgia 34, Purdue 27 (1).
2004	2	LSU 22, Oregon State 21 (1); Ole Miss 26, Vanderbilt 23 (1).
2005	4	LSU 16, Alabama 13 (1); LSU 20, Auburn 17 (1); Florida 49, Vanderbilt 42 (2); Tennessee 30, LSU 27 (1).
2006	4	Arkansas 24, Alabama 23 (2); Mississippi State 16, UAB 10 (1); Alabama 26, Ole Miss 23 (1); LSU 23, Ole Miss 20 (1).
2007	7	Georgia 26, Alabama 23 (1); Arkansas 50, LSU 48 (3); South Florida 26, Auburn 23 (1); Kentucky 43, LSU 37 (3); Tennessee 52, Kentucky 50 (4); Tennessee 27, South Carolina 24 (1); Auburn 23, Clemson 20 (1).
2008	2	Alabama 27, LSU 21 (1); UCLA 27, Tennessee 24 (1)
2009	5	Arkansas 20, East Carolina 17 (1); Auburn 38, Northwestern 35 (1); Tennessee 30, Kentucky 24 (1); LSU 33, Arkansas 30 (1); Army 16, Vanderbilt 13 (1).
2010	6	Arkansas 38, Mississippi State 31 (2); Auburn 27, Clemson 24 (1); Florida 34, Georgia 31 (1); Jacksonville State 49, Ole Miss 48 (2); North Carolina 30, Tennessee 27 (2); Tennessee 32, UAB 29 (2)
2011	4	LSU 9, Alabama 6 (1); Michigan State 33, Georgia 30 (3); Mississippi State 26, Louisiana Tech 20 (1); Tennessee 27, Vanderbilt 21 (1)
2012	4	Louisiana-Monroe 34, Arkansas 31 (1); Auburn 31, Louisiana-Monroe 28 (1); Western Kentucky 32, Kentucky 31 (1); Missouri 51, Tennessee 48 (4).
2013	5	Mississippi State 24, Arkansas 17 (1); Georgia 34, Tennessee 31 (1); Georgia 41, Georgia Tech 34 (2); Mississippi State 17, Ole Miss 10 (1); South Carolina 27, Missouri 24 (2).
2014	7	Florida 36, Kentucky 30 (3); Texas A&M 35, Arkansas 28 (1); Tennessee 45, South Carolina 42 (1); Alabama 20, LSU 13 (1); South Carolina 23, Florida 20 (1); Georgia Tech 30, Georgia 24 (1); Wisconsin 34, Auburn 31 (1).
2015	8	Auburn 27, Jacksonville State 20 (2); Oklahoma 31, Tennessee 24 (2); Texas A&M 28, Arkansas 21 (1); Kentucky 34, Eastern Kentucky 27 (1); Arkansas 54, Auburn 46 (4); Arkansas 53, Ole Miss 52 (1); Florida 20, Florida Atlantic 14 (1); Georgia 23, Georgia Southern 17 (1)
2016	6	Arkansas 41, TCU 38 (2); Texas A&M 31, UCLA 24 (1); Texas A&M 45, Tennessee 38 (2); USF 46, South Carolina 39 (1); BYU 28, Mississippi State 21 (2); Vanderbilt 31, Western Kentucky 30 (1)

COMPOSITE OVERTIME RECORDS

TEAM	2016	TOTAL	PCT.
Alabama	0-0	5-8	.385
Arkansas	1-0	12-6	.667
Auburn	0-0	8-7	.533
Florida	0-0	5-3	.625
Georgia	0-0	7-5	.583
Kentucky	0-0	3-6	.333
LSU	0-0	8-6	.571
Ole Miss	0-0	6-8	.429
Mississippi State	0-1	5-5	.500
Missouri	0-0	1-1	.500
South Carolina	0-1	2-4	.333
Tennessee	0-1	11-7	.611
Texas A&M	2-0	4-0	1.000
Vanderbilt	1-0	3-6	.333
TOTALS	4-3	80-72	.526



RECORDS AND RESULTS

SEC 3,000-YARD CLUB



Georgia's Aaron Murray became the first player in SEC history to throw for 3,000 yards in four consecutive seasons.



Vanderbilt's Kurt Page was the first quarterback in SEC history to pass for more than 3,000 yards in a season. He twice led the league in total offense.

TOTAL YARDS	PLAYER AND SCHOOL	GAMES	RUSHING ATT/YARDS	PASSING ATT/YARDS	RECEIVING CGT/YARDS	YEAR	TD RSP.
5,116	Johnny Manziel, Texas A&M	13	201/1,410	434/3,706	2012	47
4,873	Johnny Manziel, Texas A&M	13	144/759	429/4,114	2013	46
4,542	Chad Kelly, Ole Miss	13	107/500	458/4,042	2015	41
4,435	Dak Prescott, Mississippi State	13	210/986	477/3,793	2/35	2014	42
4,327	Cam Newton, Auburn	14	264/1,473	280/2,854	2010	50
4,181	Tim Tebow, Florida	13	210/895	350/3,286	2007	55
4,151	Tim Couch, Kentucky	11	64/-124	553/4,275	1998	37
3,904	Rex Grossman, Florida	11	34/8	395/3,896	2001	39
3,837	Blake Sims, Alabama	14	83/350	391/3,487	2014	35
3,827	Jared Lorenzen, Kentucky	11	76/140	554/3,687	2000	24
3,825	Aaron Murray, Georgia	14	59/-68	386/3,893	2012	39
3,805	Tim Tebow, Florida	14	217/910	314/2,895	2009	35
3,798	Nick Fitzgerald, Mississippi State	13	195/1375	361/2,423	1/9	2016	37
3,795	Ryan Mallett, Arkansas	13	44/-74	411/3,869	2010	36
3,793	Dak Prescott, Mississippi State	13	160/588	477/3,793	2015	39
3,789	Peyton Manning, Tennessee	12	49/-30	477/3,819	1997	39
3,759	Tim Couch, Kentucky	11	66/-125	547/3,884	1997	40
3,701	Bo Wallace, Ole Miss	13	131/355	437/3,346	2013	31
3,635	Tyler Wilson, Arkansas	13	60/-3	438/3,638	2011	28
3,595	Ryan Mallett, Arkansas	13	58/-29	403/3,624	2009	32
3,578	Tyler Bray, Tennessee	12	15/-34	451/3,612	2012	34
3,572	Eli Manning, Ole Miss	13	48/-28	441/3,600	2003	33
3,547	Brandon Allen, Arkansas	13	56/107	370/3,440	2015	31
3,525	Danny Wuerffel, Florida	12	63/-100	360/3,625	1996	41
3,516	André Woodson, Kentucky	13	69/-193	518/3,709	2007	43
3,513	Dylan Thompson, South Carolina	13	67/-72	451/3,564	2/21	2014	31
3,499	Matthew Stafford, Georgia	13	55/40	383/3459	2008	26
3,490	Erik Ainge, Tennessee	14	16/-32	519/3,522	2007	31
3,482	Eric Zeier, Georgia	11	59/-43	425/3,525	1993	25
3,457	Eric Zeier, Georgia	11	21/104	433/3,396	1994	26
3,419	Tim Tebow, Florida	14	176/673	298/2746	2008	42
3,394	Tyler Wilson, Arkansas	11	41/7	401/3387	2012	21
3,384	Bo Wallace, Ole Miss	13	143/390	368/2,994	1/25	2012	31
3,378	Andre' Woodson, Kentucky	13	70/-137	419/3,515	2006	32
3,351	Rohan Davey, LSU	12	38/4	367/3,347	2001	18
3,346	Nick Marshall, Auburn	13	153/798	293/2,532	2/16	2014	31
3,337	Rex Grossman, Florida	13	58/-65	503/3,402	2002	23
3,304	Austin Allen, Arkansas	13	65/-126	401/3,430	2016	27
3,288	Jay Cutler, Vanderbilt	11	106/215	462/3,073	2005	22
3,281	Stephen Garcia, South Carolina	14	105/222	349/3,059	2010	26
3,277	Dameyune Craig, Auburn	12	96/0	403/3,277	1997	22
3,276	Chris Leak, Florida	12	61/79	399/3,197	2004	31
3,275	Eli Manning, Ole Miss	13	39/-120	481/3,401	2002	23
3,271	JaMarcus Russell, LSU	13	52/142	342/3,129	2006	29
3,261	Aaron Murray, Georgia	11	53/186	347/3,075	2013	33
3,260	Aaron Murray, Georgia	14	87/111	403/3,149	2011	37
3,216	Aaron Murray, Georgia	13	87/167	342/3,049	2010	28
3,176	Shane Matthews, Florida	12	73/-29	463/3,205	1992	25
3,156	Peyton Manning, Tennessee	11	42/-131	380/3,287	1996	23
3,143	Mike Hartline, Kentucky	12	32/-35	405/3,178	2010	24
3,140	Shane Matthews, Florida	11	50/10	361/3,130	1/19	1991	30
3,127	David Greene, Georgia	14	69/-180	438/3,308	2003	14
3,125	Danny Wuerffel, Florida	11	46/-141	325/3,266	1995	37
3,125	Dusty Bonner, Kentucky	11	111/-141	465/3,266	1999	29
3,090	Chad Kelly, Ole Miss	9	81/332	328/2,758	2016	24
3,079	Nick Marshall, Auburn	14	172/1,068	239/1,976	1/35	2013	26
3,056	Steve Taneyhill, South Carolina	11	66/-38	389/3,094	2/26	1995	30
3,048	Stephen Garcia, South Carolina	13	120/186	432/2,862	2009	21
3,034	Kurt Page, Vanderbilt	11	60/-144	493/3,178	1983	16
3,014	Connor Shaw, South Carolina	13	154/558	284/2,447	1/9	2013	31

RECORDS AND RESULTS

LONGEST PLAYS

RUSHING TOUCHDOWNS

Yds.	Rusher	Team and Opponent	Year
99	Kelsey Finch	Tennessee vs. Florida	1977
99	Broderick Green	Arkansas vs. Eastern Michigan	2009
98	Stanley Howell	Mississippi State vs. Sou. Miss.	1979
97	Blondy Black	Mississippi State vs. Duquesne	1942
97	John Avery	Ole Miss vs. Arkansas	1997
96	Chris Anderson	Alabama vs. Temple	1991
96	Emmitt Smith	Florida vs. Mississippi State	1988
96	Derrius Guice	LSU vs. Arkansas	2016
95	Jesse Fatherree	LSU vs. Georgia	1935
95	Harry Gilmer	Alabama vs. Kentucky	1945
94	Sal Nicolo	LSU vs. Rice	1952
94	Stacey Simmons	Florida vs. Kentucky	1987

PASSING TOUCHDOWNS

Yds.	Passer and Receiver	Team and Opponent	Year
99	Cris Collinsworth to Derrick Gaffney	Florida vs. Rice	1977
99	Dondrial Pinkins to Troy Williamson	South Carolina vs. Virginia	2003
98	Dondrial Pinkins to Matthew Thomas	South Carolina vs. Ole Miss	2003
98	Aaron Murray to Reggie Davis	Georgia vs. North Texas	2013
97	Tim Couch to Craig Yeast	Kentucky vs. Florida	1998
96	Eric Kresser to Jacquez Green	Florida vs. Northern Illinois	1995
96	Kerwin Bell to Ricky Nattiel	Florida vs. Georgia	1984
95	Johnny Manziel to Mike Evans	Texas A&M vs. Alabama	2013
94	Freddie Kitchens to Michael Vaughn	Alabama vs. Florida	1996
94	Cam Newton to Emory Blake	Auburn vs. UL Monroe	2010
94	Dylan Thompson to Damiere Byrd	South Carolina vs. UAB	2012
94	Anthony Jennings to Travis Dural	LSU vs. Sam Houston State	2014
93	Steve Taneyhill to Monty Means	South Carolina vs. La. Tech	1995
93	Buck Belue to Lindsay Scott	Georgia vs. Florida	1980
93	Kyle Morris to Stacey Simmons	Florida vs. Montana State	1988
93	Greg Talley to Kevin Maxwell	Georgia vs. Vanderbilt	1989
93	David Greene to Tyson Browning	Georgia vs. LSU (1)	2003
93	Chris Todd to Terrell Zachery	Auburn vs. Louisiana Tech	2009

FUMBLE-IN-AIR RETURNS

Yds.	Player	Team and Opponent	Year
100	Dexar Stanphill	Sewanee vs. Florida	1936
100	Ken Kavanaugh	LSU vs. Rice	1937
99	Damian Swann	Georgia vs. Georgia Tech	2014
98	Millard Morris	Auburn vs. LSU	1934
97	Josh Morgan	Mississippi State vs. BYU	2000
96	Darrin Miller	Tennessee vs. Iowa	1987
96	Leonard Floyd	Georgia vs. Tennessee	2015
95	Ben Hanks	Florida vs. Arkansas	1995
94	George Mathews	Georgia Tech vs. Navy	1946
94	David Ray	Vanderbilt vs. Tulane	1958
91	Gusty Yearout	Auburn vs. Florida	1966
91	Cassius Ware	Ole Miss vs. Auburn	1992

KICKOFF RETURNS

Yds.	Returner	Team and Opponent	Year
100	Howard Bryan	Tulane vs. Georgia Tech	1933
100	Bobby Kellogg	Tulane vs. Ole Miss	1939
100	Pat Reen	Florida vs. Miami	1940
100	Lou Thomas	Tulane vs. N.Carolina	1941
100	Eddie Price	Tulane vs. Alabama	1947
100	Jim Burkett	Alabama vs. Duquesne	1949
100	Bobby Duke	Auburn vs. Mississippi State	1953
100	Jimmy Burson	Auburn vs. UT-Chatt	1960
100	Gary Martin	Alabama vs. Miami	1963
100	Ray Ogden	Alabama vs. Auburn	1964

100	Sammy Grezaffi	LSU vs. Tennessee	1967
100	George Ranager	Alabama vs. Auburn	1969
100	Vernon Studdard	Ole Miss vs. Alabama	1970
100	Willie Shelby	Alabama vs. Kentucky	1973
100	Preston Brown	Vanderbilt vs. Miss.	1977
100	Sam DeJarnette	Auburn vs. Mississippi State	1980
100	Willie Gault	Tennessee vs. Pittsburgh	1980
100	Glen Young	Mississippi State vs. LSU	1980
100	Eric Martin	LSU vs. Kentucky	1981
100	Pierre Goode	Alabama vs. Ole Miss	1988
100	Kurt Johnson	Kentucky vs. Georgia	1989
100	Jack Jackson	Florida vs. Mississippi State	1993
100	Madre Hill	Arkansas vs. LSU	1994
100	John Avery	Ole Miss vs. LSU	1996
100	John Avery	Ole Miss vs. Alabama	1997
100	Boo Williams	South Carolina vs. Vanderbilt	1997
100	Craig Yeast	Kentucky vs. Florida	1998
100	Peerless Price	Tennessee vs. Alabama	1998
100	Bo Carroll	Florida vs. LSU	1999
100	Leonard Scott	Tennessee vs. Georgia	1999
100	Deuce McAllister	Ole Miss vs. Arkansas	1999
100	Tim Carter	Auburn vs. LSU	2000
100	Derek Abney	Kentucky vs. Florida	2002
100	Fred Reid	Mississippi State vs. Memphis	2003
100	Tyrone Prothro	Alabama vs. Kentucky	2004
100	Felix Jones	Arkansas vs. Mississippi State	2005
100	Felix Jones	Arkansas vs. Ole Miss	2006
100	Keenan Burton	Kentucky vs. Louisville	2006
100	Derrick Locke	Kentucky vs. W. Kentucky	2008
100	Derrick Locke	Kentucky vs. Louisville	2009
100	Brandon Boykin	Georgia vs. Tennessee	2009
100	Brandon Boykin	Georgia vs. South Carolina	2009
100	Brandon Boykin	Georgia vs. Kentucky	2010
100	Onterio McCalebb	Auburn vs. Mississippi State	2012
100	Todd Gurley	Georgia vs. Buffalo	2012
100	Jaylen Walton	Ole Miss vs. Texas	2012
100	Jameon Lewis	Mississippi State vs. Ole Miss	2012
100	Andre Debose	Florida vs. Louisville	2012
100	Tre Mason	Auburn vs. Washington State	2013
100	Solomon Patton	Florida vs. Missouri	2013
100	Darrius Sims	Vanderbilt vs. South Carolina	2014
100	Leonard Fournette	LSU vs. Notre Dame	2014
100	Todd Gurley	Georgia vs. Clemson	2014
100	Brandon Holloway	Mississippi State vs. Southern Miss	2015
100	Deebo Samuel	South Carolina vs. Western Carolina	2016

PUNT RETURNS

Yds.	Returner	Team and Opponent	Year
100	Howard Bryan	Tulane vs. Georgia Tech	1933
100	Bert Rechichar	Tenn. vs. Wash. & Lee	1950
100	Jim Campagna	Georgia vs. Vanderbilt	1952
100	Eddie Kennison	LSU vs. Mississippi State	1994
100	Keenan Burton	Kentucky vs. Louisville	2006
99	Thomas Brown	Georgia vs. Tennessee	2006
98	Ray Hapes	Ole Miss vs. SW Louisiana	1935
97	Hal Griffin	Florida vs. Miami	1946
97	Dicky Lyons	Kentucky vs. Houston	1966
97	Joe Adams	Arkansas vs. Ole Miss	2010
96	Ray Hapes	Ole Miss vs. Union	1936
96	John Hovious	Ole Miss vs. Georgia	1940
96	Dustin Harris	Texas A&M vs. South Carolina St.	2012
95	Ray Hapes	Ole Miss vs. SW Louisiana	1935
95	Rab Rodgers	Ole Miss vs. Memphis State	1935
95	Bobby Freeman	Auburn vs. Georgia	1953



RECORDS AND RESULTS

LONGEST PUNTS

Yds.	Punter	Team and Opponent	Year
92	Bill Smith	Ole Miss vs. Southern Miss	1984
89	Dixie Howell	Alabama vs. Tennessee	1933
*87	Rufus Deal	Auburn vs. Georgia Tech	1939
87	O.J. Key	Tulane vs. Florida	1946
87	Spike Jones	Georgia vs. Auburn	1967
86	Donnie Jones	LSU vs. Kentucky	2002
85	Gregg Gantt	Alabama vs. Mississippi State	1971
84	Mike Patrick	Mississippi State vs. Alabama	1974
83	Dixie Howell	Alabama vs. Kentucky	1933
*83	Billy Mann	Ole Miss vs. Tennessee	1938

LONGEST FIELD GOALS

Yds.	Kicker	Team and Opponent	Year
60	Fuad Reveiz	Tennessee vs. Georgia Tech	1982
60	Chris Perkins	Florida vs. Tulane	1984
60	Kevin Butler	Georgia vs. Clemson	1984
59	Cloyce Hinton	Ole Miss vs. Georgia	1969
59	Kevin Butler	Georgia vs. Ole Miss	1982
58	Cloyce Hinton	Ole Miss vs. Houston	1970
58	Allan Leavitt	Georgia vs. Vanderbilt	1976
58	Neil O'Donoghue	Auburn vs. Tennessee	1976
58	Brandou Coutu	Georgia vs. UL-Monroe	2005
57	Jim Gaylor	Tennessee vs. Kentucky	1977
57	Rex Robinson	Georgia vs. S. Carolina	1980
57	Rex Robinson	Georgia vs. Georgia Tech	1980
57	Kevin Butler	Georgia vs. Georgia Tech	1984
57	Van Tiffin	Alabama vs. Texas A&M	1985
57	Bryan Owen	Ole Miss vs. Tulane	1988
57	Philip Yost	Auburn vs. Western Kentucky	2003
56	John Riley	Auburn vs. Tennessee	1969
56	Brandon Coutu	Georgia vs. Kentucky	2005
56	Caleb Sturgis	Florida vs. Georgia	2009
56	Blair Walsh	Georgia vs. Coastal Carolina	2011
56	Marshall Morgan	Georgia vs. Tennessee	2013
56	Daniel Carlson	Auburn vs. Louisville	2015

LONGEST INTERCEPTION RETURNS

Yds.	Player	Team and Opponent	Year
100	Ray Hapes	Ole Miss vs. Ouachita	1937
100	Bob Davis	Kentucky vs. Wash. & Lee	1937
100	Frank Broyles	Georgia Tech vs. Clemson	1944
100	Ray Martin	Tennessee vs. Louisville	1953
100	Jackie Simpson	Florida vs. Mississippi State	1955
100	Joe Brodsky	Florida vs. Mississippi State	1956
100	Charlie Britt	Georgia vs. Florida	1959
100	Louis Guy	Ole Miss vs. Tennessee	1962
100	White Graves	LSU vs. Kentucky	1964
100	Dave Hunter	Kentucky vs. West Va.	1968
100	Greg Jackson	LSU vs. Mississippi State	1988
100	Jerell Norton	Arkansas vs. North Texas	2007
100	Anthony Johnson	Mississippi State vs. Alabama	2007
100	Johnthan Banks	Mississippi State vs. Florida	2009
100	Walter McFadden	Auburn vs. Northwestern	2009
100	Rohan Gaines	Arkansas vs. Ole Miss	2014
100	Craig Loston	LSU vs. Mississippi State	2012
99	Bobby Wilson	Ole Miss vs. Florida	1948
99	Orlando Watters	Arkansas vs. LSU	1993
99	Odell Thurman	Georgia vs. Auburn	2003

LONGEST MISSED FIELD GOAL RETURNS

Yds.	Player	Team and Opponent	Year
100	Odell Beckham, Jr. (109 unoff.)	LSU vs. UAB	2013
100	Chris Davis (109 unoff.)	Auburn vs. Alabama	2013



Auburn's Chris Davis returned a missed field goal 100 yards for a touchdown as time expired to lead the Tigers to a 34-28 win over Alabama in 2013.



LSU's Odell Beckham, Jr., the 2014 NFL Offensive Rookie of the Year, returned a missed field goal 100 yards in the Tigers' 2013 win against UAB.

HONORS & ACCOLADES

SEC FIRST ROUND NFL DRAFT SELECTIONS 1979-2017

YEAR	SELECTION	PLAYER, COLLEGE	NFL TEAM
2016	1	Myles Garrett, Texas A&M	Browns
	4	Leonard Fournette, LSU	Jaguars
	6	Jamal Adams, LSU	Jets
	14	Derek Barnett, Tennessee	Eagles
	16	Marlon Humphrey, Alabama	Ravens
	17	Jonathan Allen, Alabama	Redskins
	19	O.J. Howard, Alabama	Buccaneers
	21	Jarrad Davis, Florida	Lions
	22	Charles Harris, Missouri	Dolphins
	23	Evan Engram, Ole Miss	Giants
	27	Tre'Davious White, LSU	Bills
	31	Reuben Foster, Alabama	49ers
	2015	9	Leonard Floyd, Georgia
11		Vernon Hargreaves III, Florida	Buccaneers
13		Laremy Tunsil, Ole Miss	Dolphins
17		Keanu Neal, Florida	Falcons
18		Ryan Kelly, Alabama	Colts
23		Laquon Treadwell, Ole Miss	Vikings
29		Robert Nkemdiche, Ole Miss	Cardinals
31	Germain Ifedi, Texas A&M	Seahawks	
2015	3	Dante Fowler, Florida	Jaguars
	4	Amari Cooper, Alabama	Raiders
	10	Todd Gurley, Georgia	Rams
	21	Cedric Ogbuehi, Texas A&M	Bengals
	22	Bud Dupree, Kentucky	Steelers
	23	Shane Ray, Missouri	Broncos
24	D.J. Humphries, Florida	Cardinals	
2014	1	Jadeveon Clowney, South Carolina	Texans
	2	Greg Robinson, Auburn	Rams
	6	Jake Matthews, Texas A&M	Falcons
	7	Mike Evans, Texas A&M	Buccaneers
	12	Odell Beckham, Jr., LSU	Giants
	17	C.J. Mosley, Alabama	Ravens
	19	Ja'Wuan James, Tennessee	Dolphins
	21	Ha Ha Clinton-Dix, Alabama	Packers
	22	Johnny Manziel, Texas A&M	Browns
	23	Dee Ford, Auburn	Chiefs
	29	Dominique Easley, Florida	Patriots
2013	2	Luke Joekeel, Texas A&M	Jaguars
	6	Barkevious Mingo, LSU	Browns
	9	Dee Milliner, Alabama	Jets
	10	Chance Warmack, Alabama	Titans
	11	DJ Fluker, Alabama	Chargers
	13	Sheldon Richardson, Missouri	Jets
	17	Jarvis Jones, Georgia	Steelers
	18	Eric Reid, LSU	49ers
	23	Sharrif Floyd, Florida	Vikings
	29	Cordarrelle Patterson, Tennessee	Vikings
	30	Alec Ogletree, Georgia	Rams
	32	Matt Elam, Florida	Ravens
	2012	3	Trent Richardson, Alabama
6		Morris Claiborne, LSU	Cowboys
7		Mark Barron, Alabama	Buccaneers
10		Stephon Gilmore, South Carolina	Bills
12		Fletcher Cox, Mississippi State	Eagles
14		Michael Brockers, LSU	Rams
17		Dre Kirkpatrick, Alabama	Bengals
18		Melvin Ingram, South Carolina	Chargers
25		Dont'a Hightower, Alabama	Patriots
2011	1	Cam Newton, Auburn	Panthers
	3	Marcell Dareus, Alabama	Bills
	4	A.J. Green, Georgia	Bengals
	5	Patrick Peterson, LSU	Cardinals
	6	Julio Jones, Alabama	Falcons
	13	Nick Fairley, Auburn	Lions

YEAR	SELECTION	PLAYER, COLLEGE	NFL TEAM
	15	Mike Pouncey, Florida	Dolphins
	25	James Carpenter, Alabama	Seahawks
	28	Mark Ingram, Alabama	Saints
	32	Derek Sherrod, Mississippi State	Packers
2010	5	Eric Berry, Tennessee	Chiefs
	7	Joe Haden, Florida	Browns
	8	Rolando McClain, Alabama	Raiders
	18	Maurkice Pouncey, Florida	Steelers
	20	Kareem Jackson, Alabama	Texans
	25	Tim Tebow, Florida	Broncos
26	Dan Williams, Tennessee	Cardinals	
2009	1	Matthew Stafford, Georgia	Lions
	3	Tyson Jackson, LSU	Chiefs
	6	Andre Smith, Alabama	Bengals
	12	Knowshon Moreno, Georgia	Broncos
	18	Robert Ayers, Tennessee	Broncos
	22	Percy Harvin, Florida	Vikings
	23	Michael Oher, Ole Miss	Ravens
	24	Peria Jerry, Ole Miss	Falcons
2008	4	Darren McFadden, Arkansas	Raiders
	5	Glenn Dorsey, LSU	Chiefs
	8	Derrick Harvey, Florida	Jaguars
	10	Jerod Mayo, Tennessee	Patriots
	14	Chris Williams, Vanderbilt	Bears
	22	Felix Jones, Arkansas	Cowboys
2007	1	JaMarcus Russell, QB, LSU	Raiders
	6	LaRon Landry, S, LSU	Redskins
	8	Jamaal Anderson, DE, Arkansas	Falcons
	11	Patrick Willis, LB, Ole Miss	49ers
	16	Justin Harrell, DT, Tennessee	Packers
	17	Jarvis Moss, DE, Florida	Broncos
	21	Reggie Nelson, S, Florida	Jaguars
	23	Dwayne Bowe, WR, LSU	Chiefs
	27	Robert Meachem, WR, Tennessee	Saints
	29	Ben Grubbs, OG, Auburn	Ravens
	30	Craig Davis, WR, LSU	Chargers
2006	11	Jay Cutler, QB, Vanderbilt	Broncos
	16	Jason Allen, DB, Tennessee	Dolphins
	24	Johnathan Joseph, DB, South Carolina	Bengals
	30	Joseph Addai, RB, LSU	Colts
2005	2	Ronnie Brown, RB, Auburn	Dolphins
	5	Carnell Williams, RB, Auburn	Buccaneers
	7	Troy Williamson, WR, South Carolina	Vikings
	9	Carlos Rogers, CB, Auburn	Redskins
	14	Thomas Davis, S, Georgia	Panthers
	17	David Pollack, DE, Georgia	Bengals
	20	Marcus Spears, DE, LSU	Cowboys
	21	Matt Jones, WR, Arkansas	Jaguars
	25	Jason Campbell, QB, Auburn	Redskins
	26	Chris Spencer, C, Ole Miss	Seahawks
2004	1	Eli Manning, QB, Ole Miss	Chargers
	10	Dunta Robinson, DB, South Carolina	Texans
	15	Michael Clayton, WR, LSU	Buccaneers
	16	Shawn Andrews, OT, Arkansas	Eagles
	25	Ahmad Carroll, DB, Arkansas	Packers
	32	Ben Watson, TE, Georgia	Patriots
2003	4	Dewayne Robertson, DT, Kentucky	Jets
	6	Johnathan Sullivan, DT, Georgia	Saints
	20	George Foster, OT, Georgia	Broncos
22	Rex Grossman, QB, Florida	Bears	



HONORS & ACCOLADES

YEAR	SELECTION	PLAYER, COLLEGE	NFL TEAM
2002	9	John Henderson, DT, Tennessee	Jaguars
	13	Donte Stallworth, WR, Tennessee	Saints
	15	Albert Haynesworth, DT, Tennessee	Titans
	25	Charles Grant, DE, Georgia	Saints
	26	Lito Sheppard, DB, Florida	Eagles
	30	Kendall Simmons, OG, Auburn	Steelers
2001	3	Gerard Warren, DT, Florida	Browns
	6	Richard Seymour, DT, Georgia	Patriots
	13	Marcus Stroud, DT, Georgia	Jaguars
	14	Kenyatta Walker, OT, Florida	Buccaneers
	23	Deuce McAllister, RB, Ole Miss	Saints
2000	3	Chris Samuels, OT, Alabama	Redskins
	5	Jamal Lewis, RB, Tennessee	Ravens
	10	Travis Taylor, WR, Florida	Ravens
	12	Shaun Ellis, DE, Tennessee	Jets
	13	John Abraham, LB, South Carolina	Jets
	19	Shaun Alexander, RB, Alabama	Seahawks
1999	1	Tim Couch, QB, Kentucky	Browns
	7	Champ Bailey, DB, Georgia	Redskins
	15	Anthony McFarland, DT, LSU	Buccaneers
	16	Jevon Kearse, LB, Florida	Oilers
	18	Matt Stinchcomb, OT, Georgia	Raiders
	24	Reggie McGrew, DT, Florida	49ers
	26	Fernando Bryant, DB, Alabama	Jaguars
	31	Al Wilson, LB, Tennessee	Broncos
1998	1	Peyton Manning, QB, Tennessee	Colts
	9	Fred Taylor, RB, Florida	Jaguars
	13	Takeo Spikes, LB, Auburn	Bengals
	18	Robert Edwards, RB, Georgia	Patriots
	20	Terry Fair, DB, Tennessee	Lions
	23	Mo Collins, OT, Florida	Raiders
	26	Alan Faneca, OG, LSU	Steelers
	27	Victor Riley, OT, Auburn	Chiefs
	29	John Avery, RB, Ole Miss	Dolphins
	30	Marcus Nash, WR, Tennessee	Broncos
1997	7	Ike Hilliard, WR, Florida	Giants
	16	Reidel Anthony, WR, Florida	Buccaneers
	20	Dwayne Rudd, LB, Alabama	Vikings
	22	David LaFleur, TE, LSU	Cowboys
1996	10	Willie Anderson, OT, Auburn	Bengals
	13	Walt Harris, DB, Mississippi State	Bears
	18	Eddie Kennison, WR, LSU	Rams
	24	Eric Moulds, WR, Mississippi State	Bills
1995	6	Kevin Carter, DE, Florida	Rams
	15	Ellis Johnson, DT, Florida	Colts
	19	James Stewart, RB, Tennessee	Jaguars
1994	3	Heath Shuler, QB, Tennessee	Redskins
	9	Antonio Langham, DB, Alabama	Browns
	14	Bernard Williams, OT, Georgia	Eagles
	15	Wayne Gandy, OT, Auburn	Rams
	20	Tim Bowens, DT, Ole Miss	Dolphins
	26	Henry Ford, DE, Arkansas	Oilers
1993	3	Garrison Hearst, RB, Georgia	Cardinals
	5	John Copeland, DE, Alabama	Bengals
	6	Eric Curry, DE, Alabama	Buccaneers
	18	Earnest Dye, OT, South Carolina	Cardinals
	27	Todd Kelly, DE, Tennessee	49ers
	29	George Teague, DB, Alabama	Packers
1992	20	Dale Carter, DB, Tennessee	Chiefs
	23	Chris Mims, DE, Tennessee	Chargers

YEAR	SELECTION	PLAYER, COLLEGE	NFL TEAM
1991	7	Charles McRae, T, Tennessee	Buccaneers
	8	Antone Davis, T, Tennessee	Eagles
	12	Alvin Harper, WR, Tennessee	Cowboys
	15	Huey Richardson, LB, Florida	Steelers
	20	Kelvin Pritchett, DT, Ole Miss	Cowboys
	21	Harvey Williams, RB, LSU	Chiefs
1990	4	Keith McCants, LB, Alabama	Buccaneers
	17	Emmitt Smith, RB, Florida	Cowboys
	18	Tony Bennett, LB, Ole Miss	Packers
	22	Ben Smith, DB, Georgia	Eagles
	24	Rodney Hampton, RB, Georgia	Giants
1989	4	Derrick Thomas, LB, Alabama	Chiefs
	7	Tim Worley, RB, Georgia	Steelers
	10	Eric Hill, LB, LSU	Cardinals
	12	Trace Armstrong, DE, Florida	Bears
	23	David Williams, OT, Florida	Oilers
	25	Louis Oliver, DB, Florida	Dolphins
	28	Keith DeLong, LB, Tennessee	49ers
1988	1	Aundray Bruce, LB, Auburn	Falcons
	9	Terry McDaniel, DB, Tennessee	Raiders
	15	Anthony Miller, WR, Tennessee	Chargers
	21	Clifford Charlton, LB, Florida	Browns
	27	Wendell Davis, WR, LSU	Bears
1987	2	Cornelius Bennett, LB, Alabama	Colts
	4	Brent Fullwood, RB, Auburn	Packers
	27	Ricky Nattiel, WR, Florida	Broncos
1986	1	Bo Jackson, RB, Auburn	Buccaneers
	4	Jon Hand, DE, Alabama	Colts
	14	Gerald Robinson, DE, Auburn	Vikings
	15	John L. Williams, RB, Florida	Seahawks
	20	Will Wolford, T, Vanderbilt	Bills
	21	Tim McGee, WR, Tennessee	Bengals
	27	Neal Anderson, RB, Florida	Bears
1985	6	Lomas Brown, OT, Florida	Lions
	18	Freddie Joe Nunn, DE, Ole Miss	Cardinals
	19	George Adams, RB, Kentucky	Giants
	24	Alvin Toles, LB, Tennessee	Saints
	25	Emanuel King, DE, Alabama	Bengals
	27	Lorenzo Hampton, RB, Florida	Dolphins
1984	8	Leonard Coleman, DB, Vanderbilt	Colts
	11	Wilbur Marshall, LB, Florida	Bears
	17	Clyde Duncan, WR, Tennessee	Cardinals
1983	8	Michael Haddix, RB, Mississippi State	Eagles
	13	James Jones, RB, Florida	Lions
	16	Mike Pitts, DE, Alabama	Falcons
	18	Willie Gault, WR, Tennessee	Bears
1982	2	Johnnie Cooks, LB, Mississippi State	Colts
	11	Anthony Hancock, WR, Tennessee	Chiefs
	13	Lindsay Scott, WR, Georgia	Saints
1981	5	E.J. Junior, LB, Alabama	Cardinals
	24	James Brooks, RB, Auburn	Chargers
1980	14	Roland James, DB, Tennessee	Patriots
	21	Don McNeal, DB, Alabama	Dolphins
1979	6	Barry Krauss, LB, Alabama	Colts
	12	Charles Alexander, RB, LSU	Bengals
	14	Marty Lyons, DE, Alabama	Jets
	27	Robert Shaw, C, Tennessee	Cowboys

* - Does not include supplemental drafts. For SEC first-round draft selections prior to 1979, please go to the football link under www.secsports.com.

HONORS & ACCOLADES

NATIONAL FOOTBALL FOUNDATION HALL OF FAME

PLAYERS

ALABAMA

- * QB A.T.S. (Pooley) Hubert, '25
- * HB Johnny Mack Brown, '25
- * Tackle Fred Sington, '30
- * FB Johnny Cain, '33
- End Don Hutson, '34
- TB Millard (Dixie) Howell, '34
- QB Riley Smith, '35
- Tackle Don Whitmire, '44
- HB Harry Gilmer, '48
- Center Vaughn Mancha, '47
- Center Lee Roy Jordan, '62
- Tackle Billy Neighbors, '62
- HB Johnny Musso, '71
- Guard John Hannah, '72
- LB Woodrow Lowe, '75
- End Ozzie Newsome, '77
- DT Marty Lyons, '78
- LB Cornelius Bennett, '86
- LB Derrick Thomas, '88

ARKANSAS

- End Wear K. Schoonover, '29
- HB Clyde Scott, '48
- G/LB Wayne Harris, '60
- HB Lance Alworth, '61
- C Ronnie Caveness, '64
- OL Loyd Phillips, '66
- End Chuck Dicus, '70
- DE Billy Ray Smith, '82

AUBURN

- * HB Jimmy Hitchcock, '32
- Center Walter Gilbert, '36
- FB Ed Dyas, '60
- Back Tucker Frederickson, '64
- QB Pat Sullivan, '72
- RB Bo Jackson, '85
- WR Terry Beasley, '71
- DT Tracy Rocker, '88

FLORIDA

- * End Dale Van Sickle, '28
- QB Steve Spurrier, '66
- DL Jack Youngblood, '70
- WR Carlos Alvarez, '71

- SE Wes Chandler, '77
- LB Wilber Marshall, '83
- RB Emmitt Smith, '89
- QB Danny Wuerffel, '96

GEORGIA

- * HB Robert McWhorter, '13
- * End Vernon "Catfish" Smith, '31
- FB Bill Hartman, '38
- HB Frank Sinkwich, '42
- HB Charles Trippi, '46
- QB John Rauch, '49
- QB Fran Tarkenton, '60
- DB Jake Scott, '68
- DT Bill Stanfill, '68
- CB/KR Scott Woerner, '80
- RB Herschel Walker, '82
- DB Terry Hoage, '83
- PK Kevin Butler, '84

KENTUCKY

- DB/RB/End Jerry Claiborne, '49
- Tackle Bob Gain, '50
- QB Vito "Babe" Parilli, '51
- OL/DL Steve Meilinger, '53
- OL Lou Michaels, '57
- DE Art Still, '77

LSU

- * QB G.E. (Doc) Fenton, '09
- QB Abe Mickal, '35
- End Gaynell Tinsley, '36
- End Ken Kavanaugh, '39
- HB Billy Cannon, '59
- HB Jerry Stovall, '62
- DB Tommy Casanova, '71
- QB Bert "The Ruston Rifle" Jones, '72
- TB Charles Alexander, '78

OLE MISS

- Tackle Frank (Bruiser) Kinard, '38
- HB Parker Hall, '39
- HB Doug Kenna, '41
- TB Charlie Conerly, '47
- End Barney Poole, '48
- FB Charlie Flowers, '59
- QB Jake Gibbs, '60

- QB Archie Manning, '71
- TE Wesley Walls, '88

MISSISSIPPI STATE

- Back Jackie Parker, '53
- LB D.D. Lewis, '67

SOUTH CAROLINA

- RB George Rogers, '80
- WR Sterling Sharpe, '87

TENNESSEE

- * Guard Nate Dougherty, '09
- * HB Eugene McEver, '31
- * QB Robert Lee Dodd, '30
- * Guard Herman Hickman, '31
- HB Beattie Feathers, '33
- End Bowden Wyatt, '38
- HB George Cafego, '39
- Guard Robert Suffridge, '40
- Guard Edward Molinski, '40
- HB Hank Lauricella, '52
- End Doug Atkins, '52
- Guard John Michels, '52
- Back Johnny Majors, '57
- Guard Steve DeLong, '65
- Center Bob Johnson, '68
- LB Steve Kiner, '69
- LB Frank Emanuel, '65
- OG Chip Kell, '70
- DT Reggie White, '83
- QB Peyton Manning, '97

TEXAS A&M

- LB Dat Nguyen, '98

VANDERBILT

- * FB John J. Tigert, '04
- * Tackle Josh Cody, '20
- * End Lynn Bomar, '24
- * QB William Spears, '27
- Center Carl Hinkle, '37

COACHES

Name and Alma Mater	School(s)	Name and Alma Mater	School(s)
Bill Alexander (Georgia Tech)	Georgia Tech	L.M. (Biff) Jones	LSU
* Charles Bachman (Florida)	Florida, DePauw, Northwestern, Kansas, Michigan State	Ralph (Shug) Jordan (Auburn)	Auburn
* Dana X. Bible (Carson-Newman)	LSU	Charlie McClendon (Kentucky)	LSU
* Bernie Bierman (Minnesota)	Mississippi State, Tulane	Dan McGugin (Michigan)	Vanderbilt
Frank Broyles (Georgia Tech)	Missouri, Arkansas	Allyn McKeen (Tennessee)	Mississippi State
Paul (Bear) Bryant (Alabama)	Kentucky, Alabama	Bernie Moore (Carson-Newman)	LSU
Wally Butts (Mercer)	Georgia	* Ray Morrison (Vanderbilt)	SMU, Vanderbilt, Temple
Bobby Dodd (Tennessee)	Georgia Tech	Jess Neely (Vanderbilt)	Southwestern, Clemson, Rice
Jerry Claiborne (Kentucky)	Kentucky	R.R. Neyland (Army)	Tennessee
Doug Dickey (Florida)	Tennessee, Florida	Darrell Royal (Oklahoma)	Mississippi State
* Mike Donahue (Yale)	Auburn, LSU	Henry "Red" Sanders (Vanderbilt)	Vanderbilt
Vince Dooley (Auburn)	Georgia	* Clark Shaughnessy (Minnesota)	Tulane
Pat Dye (Georgia)	Auburn	Francis Schmidt	Tulsa, Arkansas, TCU, Ohio State, Idaho
Bill Edwards (Wittenberg)	Vanderbilt	Steve Spurrier (Florida)	Duke, Florida, South Carolina
Danny Ford (Alabama)	Clemson, Arkansas	Gene Stallings (Texas A&M)	Texas A&M/Alabama
Phillip Fulmer (Tennessee)	Tennessee	Frank Thomas (Notre Dame)	Alabama
Ray Graves (Tennessee)	Florida	Thad (Pie) Vann (Ole Miss)	Southern Miss
* John Heisman (Penn.)	Auburn, Georgia Tech	John Vaught (TCU)	Ole Miss
Lou Holtz (Kent State)	Arkansas, Georgia Tech	* Wallace Wade (Brown)	Alabama
Frank Howard (Clemson)	Alabama	G.S. (Pop) Warner (Cornell)	Georgia
Morley Jennings (Mississippi State)	Baylor	Bowden Wyatt (Tennessee)	Arkansas/Tennessee

* Participated before SEC was organized.



HONORS & ACCOLADES

AWARD WINNERS

HEISMAN TROPHY

(Presented to the nation's outstanding college football player by Downtown Athletic Club of New York.)

- 1942 HB - Frank Sinkwich, Georgia
- 1959 HB - Billy Cannon, LSU
- 1966 QB - Steve Spurrier, Florida
- 1971 QB - Pat Sullivan, Auburn
- 1982 RB - Herschel Walker, Georgia
- 1985 RB - Bo Jackson, Auburn
- 1996 QB - Danny Wuerffel, Florida
- 2007 QB - Tim Tebow, Florida
- 2009 RB - Mark Ingram, Alabama
- 2010 QB - Cam Newton, Auburn
- 2012 QB - Johnny Manziel, Texas A&M
- 2015 RB - Derrick Henry, Alabama

MAXWELL AWARD

(Presented to the nation's outstanding college football player by the Maxwell Football Club of Philadelphia)

- 1946 HB - Charley Trippi, Georgia
- 1982 RB - Herschel Walker, Georgia
- 1996 QB - Danny Wuerffel, Florida
- 1997 QB - Peyton Manning, Tennessee
- 2003 QB - Eli Manning, Ole Miss
- 2007 QB - Tim Tebow, Florida
- 2008 QB - Tim Tebow, Florida
- 2010 QB - Cam Newton, Auburn
- 2013 QB - AJ McCarron, Alabama
- 2015 RB - Derrick Henry, Alabama

OUTLAND TROPHY

(Honoring the outstanding interior lineman in the United States, selected by the Football Writers Association of America.)

- 1950 T - Bob Gain, Kentucky
- 1958 G - Zeke Smith, Auburn
- 1964 T - Steve DeLong, Tennessee
- 1968 T - Bill Stanfill, Georgia
- 1988 DT - Tracy Rucker, Auburn
- 1999 OT - Chris Samuels, Alabama
- 2000 DT - *John Henderson, Tennessee
- 2007 DT - Glenn Dorsey, LSU
- 2008 OT - *Andre Smith, Alabama
- 2011 OT - *Barrett Jones, Alabama
- 2012 OT - Luke Joeckel, Texas A&M
- 2016 DT - Jonathan Allen, Alabama

MANNING AWARD

Honoring the outstanding college quarterback.

- 2006 JaMarcus Russell, LSU
- 2010 Cam Newton, Auburn
- 2012 Johnny Manziel, Texas A&M

JIM THORPE AWARD

First presented in 1986 to honor the nation's best defensive back by the Jim Thorpe Athletic Club of Oklahoma City.

- 1993 Antonio Langham, Alabama
- 1996 Lawrence Wright, Florida
- 2004 Carlos Rogers, Auburn
- 2009 Eric Berry, Tennessee
- 2010 Patrick Peterson, LSU
- 2011 Morris Claiborne, LSU
- 2012 Johnthan Banks, Mississippi State

FRED BILETNIKOFF AWARD

Honoring the outstanding college wide receiver, presented by FWAA.

- 2001 Josh Reed, LSU
- 2014 Amari Cooper, Alabama

VINCE LOMBARDI/ROTARY AWARD

Honoring the outstanding college lineman of the year, sponsored by the Rotary Club of Houston.

- 1986 LB - Cornelius Bennett, Alabama
- 1988 DT - Tracy Rucker, Auburn
- 2004 DE - David Pollack, Georgia
- 2007 DT - Glenn Dorsey, LSU
- 2010 DT - Nick Fairley, Auburn
- 2016 DT - Jonathan Allen, Alabama

BUTKUS AWARD

Emblematic of the top collegiate linebacker, established by the Downtown Athletic Club of Orlando.

- 1988 Derrick Thomas, Alabama
- 2006 Patrick Willis, Ole Miss
- 2009 Rolando McClain, Alabama
- 2013 C.J. Mosley, Alabama
- 2016 Reuben Foster, Alabama

RAY GUY AWARD

Recognizes the nation's top punter, presented by the Greater Augusta Sports Council.

- 2009 Drew Butler, Georgia
- 2010 Chas Henry, Florida

LOU GROZA AWARD

Presented for the first time in 1992 to honor the nation's top collegiate place-kicker. Sponsored by the Palm Beach County Sports Authority in conjunction with the Orange Bowl Committee.

- 1993 Judd Davis, Florida
- 2003 Jonathan Nichols, Ole Miss

DAVEY O'BRIEN AWARD

Presented to the nation's best quarterback by the FWAA.

- 1995 Danny Wuerffel, Florida
- 1996 Danny Wuerffel, Florida
- 1997 Peyton Manning, Tennessee
- 2007 Tim Tebow, Florida
- 2010 Cam Newton, Auburn
- 2012 Johnny Manziel, Texas A&M

BRONKO NAGURSKI AWARD

Selected by the FWAA and the Charlotte, N.C., Touchdown Club and given to the nation's top defensive player.

- 1998 Champ Bailey, Georgia
- 2007 Glenn Dorsey, LSU
- 2016 Jonathan Allen, Alabama

UNITAS GOLDEN ARM AWARD

Selected by the Kentucky Chapter of the National Football Foundation and given to the nation's top senior quarterback.

- 1994 Jay Barker, Alabama
- 1996 Danny Wuerffel, Florida
- 1997 Peyton Manning, Tennessee
- 2003 Eli Manning, Ole Miss
- 2013 AJ McCarron, Alabama

CHUCK BEDNARIK TROPHY

Recognizes the nation's top defensive player, presented by the Maxwell Club.

- 2004 DE - David Pollack, Georgia
- 2010 DB - Patrick Peterson, LSU
- 2011 DB - Tyrann Mathieu, LSU
- 2016 DT - Jonathan Allen, Alabama

JOHN MACKEY AWARD

Recognizes the nation's top tight end, presented by the Nassau County (N.J.) Sports Commission.

- 2009 Aaron Hernandez, Florida
- 2010 D.J. Williams, Arkansas
- 2015 Hunter Henry, Arkansas

MOSI TATUPU AWARD

Recognizes the nation's top special teams player, presented by the Honolulu and Maui Quarterback Clubs.

- 2002 Glenn Pakulak, Kentucky

DOAK WALKER AWARD

Presented to the nation's best running back among Division IA juniors or seniors, sponsored by the GTE/Southern Methodist Athletic Forum.

- 1992 Garrison Hearst, Georgia
- 2006 Darren McFadden, Arkansas
- 2007 Darren McFadden, Arkansas
- 2011 Trent Richardson, Alabama
- 2015 Derrick Henry, Alabama

RIMINGTON AWARD

Recognizes the nation's top center.

- 2004 Ben Wilkerson, LSU
- 2007 Jonathan Luigs, Arkansas
- 2009 Maurkice Pouncey, Florida
- 2012 Barrett Jones, Alabama
- 2014 Reese Dismukes, Auburn
- 2015 Ryan Kelly, Alabama

TED HENDRICKS AWARD

Recognizes the nation's top defensive end.

- 2003 David Pollack, Georgia
- 2004 David Pollack, Georgia
- 2016 Jonathan Allen, Alabama

LOTT TROPHY

Recognizes athletic performance and character. Presented by The Pacific Club IMPACT Foundation of Newport Beach, Calif.

- 2004 David Pollack, Georgia
- 2005 DeMeco Ryans, Alabama
- 2007 Glenn Dorsey, LSU

WUERFFEL TROPHY

Presented to college football player who combines exemplary community service with academic and athletic achievement.

- 2004 David Pollack, Georgia
- 2008 Tim Tebow, Florida
- 2014 Deterian Shackelford, Ole Miss
- 2016 Trevor Knight, Texas A&M

PAUL HORNUNG AWARD

Presented to the nation's most versatile player.

- 2011 Brandon Boykin, Georgia
- 2013 Odell Beckham, Jr., LSU

HONORS & ACCOLADES

SEC ALL-AMERICANS

NOTE: First team members only; AP (Associated Press), UP (United Press), INS (International News Service), UPI (United Press-International), NEA (Newspaper Enterprises Association), CP (Central Press), FWAA (Football Writers of America Association), Coaches (American Football Coaches Association), AAB (All-American Board), Camp (Walter Camp), Rice (Grantland Rice), Spt. News (Sporting News), FB News (Football News), FD (Football Digest), QB (Quarterback), CBS (Network/CBS Sportsline), NBC (National Broadcasting), CS (College Sports), SH (Scripps Howard), Rivals (Rivals.com), CNN/ESPN.com (CNN/Sports Illustrated), ESPN.com; CollegeFootballNews.com (CFN) and Pro Football Weekly (PFW).

ALABAMA

- | | | |
|---|--|---|
| 1915 W.T. "Bully" Van de Graaff, Tackle | Richard Cole, Tackle (FB News) | Jon Hand, DT (Spt. News) |
| 1925 A.T.S. "Pooley" Hubert, QB | 1967 Dennis Homan, Rcv (AP, UPI, CP, FWAA, Coaches, Camp, Time, Spt. News, NY News) | 1986 Cornelius Bennett, LB (AP, UPI, FB News, Spt. News, Scripps-Howard, Camp, College & Pro Weekly FWAA, Coaches) |
| 1926 Hoyt "Wu" Winslett, End (NCAA Guide) | Bobby Johns, DB (UPI, Coaches, Camp, FB News) | Bobby Humphrey, RB (College & Pro Weekly) |
| 1929 Tony Holm, FB (NCAA Guide) | Ken Stabler, QB (FB News) | Van Tiffin, PK (Scripps-Howard, College & Pro Weekly) |
| 1930 Fred Sington, Tackle (AP, UP, INS, NEA, AAB, Rice, Colliers, NY Sun, Coll. Humor) | 1968 Mike Hall, LB (CP, Camp, FB News) | 1987 Bobby Humphrey, RB (Camp, Spt. News) |
| 1931 Johnny Cain, FB (UP, All-American Board) | Sam Gellerstedt, Guard (FB News) | 1988 Kermit Kendrick, DB (College & Pro Weekly) |
| 1932 Johnny Cain, FB (NY Sun, College Humor) | 1969 Alvin Samples, Guard (CP, FB News) | Derrick Thomas, LB (AP, UPI, Coaches, FWAA, Camp, Scripps-Howard, Spt. News, FB News, College & Pro Weekly, Gannett News) |
| 1933 Tom Hupke, Guard (Associated Press) | 1970 Johnny Musso, TB (Camp, FB News) | 1989 John Mangum, DB (FB News) |
| 1934 Don Hutson, End (AP, UP, INS, NEA, Rice, Collier's, NY Sun, CP, NCAA Guide) | 1971 Johnny Musso, TB (UPI, CP, FWAA, Camp, Coaches, Time, FB News) | Keith McCants, LB (AP, UPI, Coaches, FWAA, Camp, Scripps Howard, Spt. News, FB News) |
| Bill Lee, Tackle (AP, UP, INS, CP, Collier's, AAB, College-Humor) | John Hannah, Tackle (Coaches) | 1990 Philip Doyle, PK (AP, Camp, Coaches, FB News, FWAA, Kodak, Scripps Howard) |
| Millard "Dixie" Howell, HB (AP, UP, INS, NEA, Rice, Collier's, NY Sun, NCAA Guide, CP) | 1972 John Hannah, Guard (AP, UPI, NEA, FWAA, Coaches, Camp, Time, Spt. News, FB News, Gridiron) | 1992 John Copeland, DE (AP, Kodak, Camp, FB News, FWAA, Spt. News) |
| 1935 Riley Smith, QB (AP, UP, INS, CP, NY Sun, Rice) | Jim Krapf, Center (Coaches) | Eric Curry, DE (AP, UPI, Kodak, Camp, Spt. News) |
| 1936 Arthur "Tarzan" White, Guard (NCAA Guide) | John Mitchell, End (Coaches) | 1993 Antonio Langham, DE (AP, UPI, Coaches, Camp, FB News, FWAA, Scripps Howard, Spt. News) |
| 1937 James Ryba, Tackle (NCAA Guide) | 1973 Buddy Brown, Tackle (AP, UPI, NEA, FWAA, Coaches) | David Palmer, WR (AP, UPI, Coaches, Camp, FB News, FWAA, Spt. News) |
| Leroy Monsky, Guard (AP, UP, INS, NEA, AAB, NY Sun, Rose) | Woodrow Lowe, LB (NEA, FWAA) | Michael Proctor, PK (FB News) |
| Joe Kilgrow, HB (NCAA Guide) | Wayne Wheeler, WR (Camp, Spt. News, FB News, Universal Spts.) | 1994 Michael Proctor, PK (Coaches) |
| 1939 Carey Cox, Center (NCAA Guide) | 1974 Leroy Cook, DE (AP, FWAA) | 1996 Kevin Jackson, DB (AP, Football News, Football Writers, Coaches, Spt. News) |
| 1941 Holt Rast, End (AP, UP, INS, NEA, AAB, NY Sun, Rice, Collier's) | Woodrow Lowe, LB (UPI, Camp, FB News) | Dwayne Rudd, LB (Coaches) |
| 1942 Don Whitmire, Tackle (NCAA Guide) | Mike Washington, DB (NEA, Time, FB News) | Michael Myers, DT (Spt. News) |
| Joe Domnanovich, Center (AP, UP, INS, NEA, AAB, Rice, Collier's) | Sylvester Croom, Center (Coaches) | 1999 Chris Samuels, OL (AP, Walter Camp, AFCA, FB News, FWAA, Spt. News) |
| 1945 Vaughn Mancha, Center (AP, UP, INS, NEA, AAB, Rice, Collier's) | 1975 Leroy Cook, DE (AP, UPI, FWAA, Coaches, Camp, FB News) | Shaun Alexander, RB (AFCA) |
| Harry Gilmer, TB (UPI, Spt. News, Post) | Woodrow Lowe, LB (UPI) | 2005 DeMeco Ryans, LB (WC, AFCA, ESPN.com, AP, CBS, Spt. News, Rivals, FWAA) |
| 1950 Eddie Salem, HB (AP) | 1977 Ozzie Newsome, WR (AP, NEA, FWAA, Camp, Coaches, Spt. News, FB News) | 2008 Andre Smith, OL (Consensus) |
| 1952 Bobby Marlow, HB (Athletic Pub.) | 1978 Marty Lyons, DT (AP, FWAA, Spt. News, FB News, NEA) | Antoine Caldwell, C (Consensus) |
| 1954 George Mason, Tackle, (FD) | Barry Krauss, LB (Spt. News) | Terrence Cody, DL (Consensus) |
| 1961 Billy Neighbors, Tackle (AP, UPI, NEA, CP, FWAA, Coaches, Sp. News, FB News) | 1979 Jim Bunch, OT (AP, Coaches, FWAA) | 2009 Mike Johnson, OL (AP, Camp, AFCA, SI, Spt. News) |
| 1962 Lee Roy Jordan, Center (AP, UPI, NEA, CP, FWAA, Coaches, Time, NY News, CBS) | Don McNeal, DB (NEA, Spt. News) | Mark Ingram, RB (Consensus) |
| 1964 Dan Kearley, Tackle (Associated Press) | Dwight Stephenson, Center (FB News) | Leigh Tiffin, PK (AP) |
| Wayne Freeman, Guard (NEA, NY News) | 1980 E.J. Junior, DE (AP, UPI, NEA, FWAA, Coaches, Camp, Spt. News) | Terrence Cody, DT (AP, Camp, FWAA) |
| Joe Namath, QB (Litkenhous) | Thomas Boyd, LB (Camp) | Rolando McClain, LB (Consensus) |
| David Ray, HB (FB News) | 1981 Tommy Wilcox, DB (AP, UPI, Coaches, Camp, FB News) | Javier Arenas, DB/PR (AP, AFCA) |
| 1965 Paul Crane, Center (AP, UPI, NEA, FWAA, Coaches, NY News) | Thomas Boyd, LB (NEA, Camp) | 2010 Mark Barron (FWAA) |
| Steve Sloan, QB (FB News) | 1982 Mike Pitts, DE (UPI, Coaches, FB News, FWAA) | 2011 Barrett Jones, OT (Consensus) |
| 1966 Cecil Dowdy, Guard (AP, UPI, NEA, CP, FWAA, Coaches, NY News) | Jeremiah Castille, DB (Coaches, Kodak) | Trent Richardson, RB (Consensus) |
| Ray Perkins, End (AP, NEA, FWAA, Coaches) | Tommy Wilcox, DB (Walter Camp) | |
| Bobby Johns, DB (Central Press) | 1984 Cornelius Bennett, LB (Spt. News, FB News) | |
| | 1985 Cornelius Bennett, LB (FB News, Camp, Spt. News) | |



HONORS & ACCOLADES

- Dont'a Hightower, LB (Consensus)
- Mark Barron, DB (Consensus)
- Courtney Upshaw, LB (ESPN,CBS,FWAA, PFW, Slcom)
- DeQuan Menzie, DB (AFCA)
- Dre Kirkpatrick, DB (FWAA, PFW)
- 2012** Barrett Jones, C (Consensus)
- Chance Warmack, OL (Consensus)
- C.J. Mosley, LB (Consensus)
- Dee Milliner, DB (Consensus)
- D.J. Fluker, OT (CBS)
- 2013** Ha Ha Clinton-Dix (Coaches, FWAA, Spt. News)
- Cyrus Kouandjio, OL (AP, Camp, CBS, Coaches, FWAA)
- AJ McCarron, QB (Camp, Coaches)
- C.J. Mosley, LB (AP, Camp, CBS Coaches, FWAA, Spt. News)
- 2014** Landon Collins, DB (Consensus)
- Amarì Cooper, WR (Consensus)
- Trey DePriest, LB (AFCA)
- Arie Kouandjio, OL (AFCA, SI)
- JK Scott, P (SI, Spt. News)
- 2015** Derrick Henry, RB (Consensus)
- Ryan Kelly, C (FWAA, Spt. News, Camp, AFCA)
- Reggie Ragland, LB (Consensus)
- A'Shawn Robinson, DL (AP, FWAA, Spt. News, AFCA, SI, CBS)
- 2016** Jonathan Allen, DL (Consensus)
- Minkah Fitzpatrick, CB (Consensus)
- Reuben Foster, LB (Consensus)
- Marlon Humphrey, DB (FWAA)
- Cam Robinson, OL (Consensus)

ARKANSAS

(Editor's Note: Team names are not available for all of Arkansas All-America players.)

- 1929** Wear Schoonover, E
- 1937** Jim Benton, E
- 1948** Clyde Scott, TB (AFCA, AP)
- 1954** Bud Brooks, G (AFCA, AP, FWAA, Camp)
- 1959** Jim Mooty, HB (AP)
- 1960** Wayne Harris, LB (FWAA)
- 1961** Lance Alworth, HB (FWAA)
- 1962** Billy Moore, QB (FWAA)
- 1964** Ronnie Caveness, C (FWAA, Spt. News)
- 1965** Bobby Crockett, E (FWAA)
- Glen Ray Hines, OT (AFCA, AP, FWAA, Camp)
- Loyd Phillips, DT (AFCA, AP, Camp)
- 1966** Martine Bercher, S (Coaches, UPI)
- Loyd Phillips, DT (AFCA, AP, FWAA, Spt. News, Camp)
- 1968** Jim Barnes, G (AP)
- 1969** Rodney Brand, C (AP, FWAA, Camp)
- Chuck Dicus, E (AFCA)

- Cliff Powell, LB (AFCA)
- 1970** Dick Bumpas, DT (AP)
- Chuck Dicus, E (AFCA, AP, Camp)
- Bruce James, DE (FWAA)
- Bill McClard, PK (FWAA)
- 1971** Bill McClard, PK (FWAA, Spt. News)
- 1976** Steve Little, PK (AFCA)
- 1977** Leotis Harris, G (AFCA, AP, Camp)
- Steve Little, PK (AP, FWAA, TSN)
- 1978** Dan Hampton, DT (AFCA)
- Jimmy Walker, DT (FWAA)
- 1979** Greg Kolenda, OT (AFCA, AP, FWAA, Camp)
- 1981** Bruce Lahay, PK (FWAA)
- Billy Ray Smith, DE (AFCA, AP, FWAA, Spt. News, Camp)
- 1982** Steve Korte, OG (AFCA, AP, FWAA, Spt. News)
- Billy Ray Smith, DE (AFCA, AP, FWAA, Spt. News, Camp)
- 1983** Ron Faurot, DE (VPI)
- 1986** Greg Horne, P (AFCA)
- 1987** Tony Cherico, NG (AFCA)
- 1988** Wayne Martin, DT (AFCA, FWAA, Spt. News)
- Kendall Trainor, PK (AFCA, AP, Spt. News, Camp)
- 1989** Jim Mabry, OT (AFCA, AP, Camp)
- 1998** Brandon Burlsworth, OG (Football News)
- 2001** Jermaine Petty, LB (Coaches)
- 2002** Shawn Andrews, OT (CNNSI, FWAA, AFCA, TSN, ESPN, AP)
- 2003** Shawn Andrews, OT (AP, SI.com, Camp, ESPN.com, Coaches, FWAA, TSN)
- 2005** Felix Jones, KR (CFN)
- 2006** Darren McFadden, RB (AP, Camp, FWAA, AFCA)
- 2007** Darren McFadden, RB (AP, Camp, AFCA, FWAA)
- Jonathan Luigs, C (Camp, FWAA)
- Felix Jones, KR (Camp)
- 2011** Joe Adams, RS/AP (Consensus)
- 2015** Hunter Henry, TE (AP, Spt. News, Camp, AFCA)
- Sebastian Tretola, OL (SI)

AUBURN

- 1932** Jimmy Hitchcock, HB (NCAA Guide)
- 1937** Walter Gilbert, Center
- 1942** Ray (Monk) Gafford, HB (NCAA Guide)
- 1944** Caleb (Tex) Warrington, Center (NCAA Guide)
- 1949** Travis Tidwell, QB (Williamson)
- 1954** Jim Pyburn, End (Athletic Pub.)
- 1955** Frank D'Agostino, Tackle (AP, Collier's, NY News, Hearst)
- Joe Childress, FB (FWAA)
- Fob James, HB (INS, Movietone News)
- 1957** Jimmy Phillips, End (AP, UPI, INS, NEA, CP, FWAA-Look, Coaches, Hearst, Spt. News, Today, NBC)
- 1958** Zeke Smith, Guard (AP, NEA, CP, FWAA-Look, Time) Jackie Burkett, Center (Coaches, Time)
- 1959** Zeke Smith, Guard (Coaches, Time)
- Ken Rice, Tackle, (NEA, FWAA-Look)
- 1960** Ken Rice, Tackle (AP, UPI, CP, FWAA-Look, Coaches, Time, Spt. News, NBC)
- Ed Dyas, FB (FWAA-Look)
- 1963** Jimmy Sidle, QB (AP, FWAA-Look, FB News)
- 1964** Tucker Frederickson, FB (AP, NEA, CP, FWAA-Look, Time, NY News, Spt. News)
- 1965** Jack Thornton, Tackle (NEA)
- Billy Cody, LB (FB News)
- 1967** Freddie Hyatt, End (FB News)
- 1968** Dave Campbell, Tackle (NEA)
- 1969** Buddy McClinton, Safety (AP, UPI, CP, FWAA-Look, Coaches, FB News, Camp)
- 1970** Larry Willingham, DB (UPI, NEA, CP, FWAA-Look, Coaches, Spt. News, FB News, Time)
- Terry Beasley, End/Flanker (FB News)
- Pat Sullivan, QB (FB News)
- 1971** Pat Sullivan, QB (AP, UPI, NEA, CP, FWAA, Coaches, Camp, Spt. News, FB News, Time)
- Terry Beasley, WR (AP, UPI, NEA, CP, FWAA, Coaches, Camp, Spt. News, FB News, Time)
- 1973** Steve Taylor, Center (Universal Spt.)
- 1974** Ken Bernich, LB (AP, Coaches, Camp)
- Mike Fuller, Safety (FB News)
- 1976** Neil O'Donoghue, PK (Spt. News)
- 1981** Keith Uecker, OT (Mizlou)
- 1983** Bo Jackson, RB (AP, UPI, Coaches, FWAA, FB News)
- 1984** Gregg Carr, LB (AP, UPI, Coaches, FB News, Camp)
- 1985** Bo Jackson, RB (AP, UPI, FB News, Camp, Coaches, Scripps-Howard, FWAA, Spt. News, College & Pro Weekly, Scripps-Howard)
- Lewis Colbert, P (Coaches, Spt. News)
- Ben Tamburello, C (FB News)
- 1986** Brent Fullwood, TB (AP, UPI, FB News, Spt. News, Scripps-Howard, Camp, College & Pro Weekly, FWAA, Coaches)
- Ben Tamburello, C (AP, UPI, Spt. News, Scripps-Howard, Camp, College & Pro Weekly, FWAA, Coaches)
- 1987** Aundray Bruce, OLB (Coaches, Camp, Scripps-Howard, UPI, Spt. News)
- Tracy Rocker, DT (Camp, FWAA, Scripps-Howard, FB News, UPI, College & Pro Weekly)
- Stacy Searels, OT (FB News, AP)
- Kurt Crain, LB (AP)

HONORS & ACCOLADES

- 1988** Tracy Rocker, DT (AP, UPI, Coaches, FWAA, Camp, Scripps-Howard, Spt. News, FB News, College & Pro Weekly, Gannett)
Walter Reeves, TE (Spt. News)
Benji Roland, NG (Spt. News)
- 1989** Ed King, OG (AP, FWAA, FB News, Scripps-Howard, Camp)
Craig Ogletree, LB (Spt. News)
- 1990** Ed King, OG (AP, Camp, Coaches, FB News, FWAA, Scripps Howard)
David Rocker, DL (Camp, Coaches)
- 1993** Terry Daniel, P (AP, Coaches, Camp, FB News, FWAA, Spt. News)
Wayne Gandy, OT (AP, UPI, FWAA, Scripps Howard, Spt. News)
- 1994** Brian Robinson, DB (AP, CS, FB News, UPI)
Frank Sanders, WR (AP, CS, FWAA, SH)
Chris Shelling, DB (FWAA, SH)
- 1997** Victor Riley, OT (AFCA)
Takeo Spikes, LB (Spt. News)
- 2001** Damon Duval, PK (Camp, AP, Coaches)
- 2003** Karlos Dansby, LB (Coaches, ESPN.com)
- 2004** Carlos Rogers, DB (Camp, SI.com, ESPN.com, AP, CBS Sportsline, FWAA)
Carnell Williams, RB (AFCA)
Marcus McNeil, OL (SI.com, CBS Sportsline)
Junior Rosegreen, DB (SI.com, CBS Sportsline)
- 2005** Marcus McNeill, OT (WC, SI.com, ESPN.com, AP, Spt. News, CFN, Rivals, FWAA).
- 2010** Cam Newton, QB (AP, Camp, AFCA, SI, Spt. News)
Nick Fairley, DT (AP, Camp, FWAA, SI, Spt. News)
Lee Ziemba, OT (Camp, AFCA, FWAA, SI)
- 2011** Steven Clark, P (PFW)
- 2013** Chris Davis, PR (CBS, Spt. News)
Tre Mason, RB (Spt. News)
- 2014** Reese Dismukes, C (AFCA, AP, Camp, CBS, FWAA)
- 2016** Carl Lawson, DL (FWAA)

FLORIDA

- 1928** Dale Van Sickel, End (AP, NEA, Rice)
- 1952** Charles LaPradd, Tackle (AP, NY News)
- 1956** John Barrow, Guard (FWAA-Look)
- 1958** Val Heckman, Tackle (FWAA-Look)
- 1954** Larry DuPree, HB (Coaches)
Dennis Murphy, Tackle (FB News)
- 1965** Charles Casey, End (AP, Coaches)
Steve Spurrier, QB (FWAA-Look)
Lynn Mathews, End (NEA)
Bruce Bennett, DB (UPI)
Larry Gagner, Guard (NBC, FB News)
- 1966** Steve Spurrier, QB (AP, UPI, FWAA-Look, NEA, Coaches, Spt. News, FB News, Time, CP, NBC, NY News)
Bill Carr, Center (Time, FB News)
- 1968** Guy Dennis, Guard (UPI, NY News, Camp)

- Larry Smith, FB (Spt. News, FB News)
- 1969** Carlos Alvarez, End/Flanker (UPI, NEA, Coaches, FB News, NY News, Camp)
Steve Tannen, Sideback (FB News, Time)
- 1970** Jack Youngblood, End (CP, FWAA-Look, Spt. News, FB News, Time)
- 1971** John Reaves, QB (Time)
- 1974** Ralph Ortega, LB (Time, Spt. News)
Burton Lawless, Guard (NEA)
- 1975** Sammy Green, LB (AP, NEA, FWAA)
- 1976** Wes Chandler, SE (NEA, FB News)
- 1977** Wes Chandler, WR (UPI, NEA, Spt. News, FB News)
- 1980** David Little, LB (AP, FWAA, FB News)
Cris Collinsworth, WR (NEA)
- 1982** Wilber Marshall, LB (AP, FWAA)
- 1983** Wilber Marshall, LB (Camp, UPI, Coaches, FB News)
- 1984** Lomas Brown, OT (AP, Coaches, FWAA-Look, Camp, Spt. News)
Alonzo Johnson, LB (Spt. News)
- 1985** Alonzo Johnson, LB (FB News, Scripps-Howard, College & Pro Weekly)
Jeff Zimmerman, OG (FB News, Camp, Spt. News)
- 1986** Jarvis Williams, DB (FB News)
Jeff Zimmerman, OG (Camp)
- 1987** Jarvis Williams, DB (Camp, College & Pro Weekly)
Louis Oliver, DB (Spt. News)
Clifford Charlton, OLB (Spt. News)
- 1988** Trace Armstrong, DT (Spt. News)
Louis Oliver, DB (AP, Coaches, Camp, Scripps-Howard, College & Pro Weekly)
- 1989** Emmitt Smith, RB (AP, UPI, Coaches, Camp, FWAA, FB News, Scripps-Howard, Spt. News)
- 1990** Huey Richardson, LB (AP, FB News)
Will White, DB (FWAA)
- 1991** Brad Culpepper, DT (AP, FB News, Coaches, Scripps Howard)
- 1993** Judd Davis, PK (UPI)
Errict Rhett, RB (FB News)
- 1994** Kevin Carter, DL (CS, FB News, Spt. News, UPI, Camp)
Jack Jackson, WR (AP, Coaches, CS, FB News, FWAA, SH, Spt. News, UPI)
- 1995** Jason Odom, Tackle (AP, Coaches, FB News, FWAA, Spt. News, UPI, Camp)
Danny Wuerffel (FB News)
- 1996** Danny Wuerffel, QB (Associated Press, Football News, Coaches, Spt. News)
Ike Hilliard, WR (Football News, Coaches)
Reidel Anthony, WR (Associated Press, Football Writers, Spt. News)
- 1997** Jacquez Green, WR (FWAA, Camp, AP)
Fred Weary, DB (FB News, Camp, Spt. News, AFCA)

- 1998** Jevon Kearse, LB (Walter Camp, Football News)
Mike Peterson, LB (Sporting News)
- 1999** Alex Brown, DE (Walter Camp, Football News)
- 2000** Lito Sheppard, DB (Coaches, CNNSI)
- 2001** Alex Brown, DE (Camp, AP, FWAA)
Mike Pearson, OL (Spt. News, AP, FWAA)
Jabar Gaffney, WR (Camp, Spt. News, AP, Coaches, FB News, FWAA)
Rex Grossman, QB (Camp, AP, FB News)
- 2003** Keiwan Ratliff, DB (AP, SI.com, Camp, FWAA, Spt. News, ESPN.com)
Ben Troupe, TE (SI.com, ESPN.com)
- 2004** Channing Crowder, LB (ESPN.com)
- 2006** Reggie Nelson, DB (AP, Camp, FWAA)
- 2007** Tim Tebow, QB (AP, Camp, FWAA)
- 2008** Brandon Spikes, LB (Consensus)
Brandon James, RS (Consensus)
- 2009** Aaron Hernandez, TE (AP, Spt. News)
Joe Haden, DB (Consensus)
Brandon Spikes, LB (Camp, Spt. News)
Maurkice Pouncey, C (Camp, FWAA, Spt. News)
- 2010** Chas Henry, P (AP, SI, Spt. News)
- 2011** Caleb Sturgis, PK (ESPN)
- 2012** Matt Elam, SAF (AP, SN, SI, CBS)
Caleb Sturgis, PK (SN)
Sharrif Floyd, DL (SN)
- 2014** Vernon Hargreaves, DB (CBS, Spt. News)
- 2015** Jonathan Bullard, DT (CBS)
Antonio Callaway, PR (CBS)
Vernon Hargreaves, DB (Consensus)

GEORGIA

- 1913** Bob McWhorter, HB (Parke Davis, NY Herald)
- 1923** Joe Bennett, Tackle (NEA, Billy Evans)
- 1927** I.M. (Chick) Shiver, End (AP, Rice)
Tom A. Nash, End (AAB)
- 1930** Herb Maffett, End (NY Post)
Ralph (Red) Maddox, Guard (NS)
- 1931** Vernon (Catfish) Smith, End (AP, Rice)
- 1937** William Hartman, Jr., (AA Board of FB)
- 1941** Frank Sinkwich, HB (AP, UP, CP, AAB, Colliers, Look, Liberty, Esquire, Post, Time, Spt. News)
- 1942** Frank Sinkwich, HB (AP, UP, INS, NEA, CP, Colliers, Look, Liberty, Esquire, Post, Time, Spt. News)
George Poschner, End (Look)
- 1945** Mike Castronis, Tackle (NS)
- 1946** Charley Trippi, TB (AP, UP, INS, NEA, Colliers, Life, Look, Post)
Herb St. John, Guard (NCAA Guide)
- 1947** Dan Edwards, End, (Coaches)
- 1948** John Rauch, QB (Rice, AAB)
- 1953** Johnny Carson, End (FWAA, Paramount News)



HONORS & ACCOLADES

- 1959 Pat Dye, Guard (FB News)
- 1960 Pat Dye, Guard (FB News)
- 1964 Jim Wilson, Tackle (AP, NEA, FWAA-Look)
Ray Rissmiller, Tackle (Time, Spt. News)
- 1965 George Patton, Tackle (AP, FWAA-Look, FB News)
- 1966 George Patton, Tackle (AP, CP, NY News, FB News)
Edgar Chandler, Guard (NEA)
- 1967 Edgar Chandler, Guard (AP, UPI, NEA, CP, FWAA-Look, Coaches, Camp, Time, Spt. News, FB News, NY News)
- 1968 Bill Stanfill, Tackle (AP, UPI, CP, FWA-Look, Coaches, Spt. News, FB News, NY News, Camp, Time)
Jake Scott, Safety (AP, UPI, NEA, FWAA-Look, Coaches, FB News, NY News, Camp)
- 1969 Steve Greer, Guard (FB News, Sports Extra)
Tommy Lyons, Center (Sports Extra)
- 1970 Tommy Lyons, Center (Sports Extra, Look)
- 1971 Royce Smith, Guard (AP, UPI, NEA, CP, FWAA, Coaches, Camp, Spt. News, FB News, Time)
- 1974 Craig Hertwig, Guard (AP)
- 1975 Randy Johnson, Guard (AP, UPI, Coaches, Camp)
- 1976 Joel Parrish, Guard (UPI, FWAA, Coaches, Camp, FB News)
Mike Wilson, Tackle (AP, NEA)
- 1977 George Collins, Guard (Spt. News)
- 1980 Herschel Walker, RB (AP, UPI, NEA, FWAA, Coaches, Camp, Spt. News) Rex Robinson, PK (UPI, NEA, FWAA, Camp, FB News)
Scott Woerner, DB (UPI, Coaches, Camp, FB News)
- 1981 Herschel Walker, RB (AP, UPI, NEA, FWAA, Coaches, Camp, Spt. News, FB News)
- 1982 Herschel Walker, RB (AP, UPI, Coaches, FB News, FWAA, Camp)
Terry Hoage, R (AP, UPI, Coaches, Camp)
Jimmy Payne, T (Camp)
- 1983 Terry Hoage, R (Camp, Coaches, FB News, FWAA, Spt. News, UPI)
Kevin Butler, PK (FB News)
Freddie Gilbert, DT (UPI)
- 1984 Kevin Butler, PK (UPI, FWAA-Look, FB News, Coaches, Camp)
Jeff Sanchez, S (UPI, Coaches, FB News)
- 1985 John Little, R (FB News)
Peter Anderson, C (Coaches, AP, UPI, Spt. News, College & Pro Weekly)
- 1986 John Little, R (FB News, Camp, College & Pro Weekly)
Wilbur Stozier, T (FB News)
- 1988 Troy Sadowski, TE (Camp)
Todd Wheeler, C (College & Pro Weekly)
Tim Worley, RB (Coaches, FWAA, Camp, Scripps-Howard, Gannett News)

- 1992 Garrison Hearst, RB (AP, UPI, Kodak, Camp, FB News, FWAA, Spt News)
- 1993 Bernard Williams, OT (FB News)
- 1994 Eric Zeier, QB (Coaches)
- 1997 Matt Stinchcomb, OT (AFCA)
Hines Ward, AP (FD)
- 1998 Matt Stinchcomb, OT (Walter Camp, Football News, AFCA, AP)
Champ Bailey, DB (Walter Camp, Football News, FWAA, AFCA, AP)
- 2000 Richard Seymour, DT (Coaches, Camp)
- 2002 Boss Bailey, OLB (AFCA, Camp)
David Pollack, DE (CNNSI, FWAA, TSN, ESPN, AP)
Jon Stinchcomb, OT (Camp)
- 2003 Sean Jones, DB (AFCA)
David Pollack, DE (AFCA)
- 2004 David Pollack, DE (Camp, AFCA, SI.com, ESPN.com, AP, FWAA)
Thomas Davis, DB (Camp, AFCA, Spt. News, Rivals.com)
- 2005 Max Jean-Gilles, OL (WC, AFCA, ESPN.com, AP, Spt. News, CFN, Rivals)
Greg Blue, DB (WC, AFCA, SI.com, ESPN.com, AP, Spt. News, CFN)
- 2008 Knowshon Moreno, RB (AFCA)
- 2009 Drew Butler, P (Consensus)
- 2010 Justin Houston, LB (FWAA)
- 2011 Jarvis Jones, LB (Consensus)
Orson Charles, TE (AFCA)
Bacarri Rambo, SAF (AP, Rivals)
Drew Butler, P (Capital One)
- 2012 Jarvis Jones, LB (Consensus)

KENTUCKY

- 1942 Clyde Johnson, Tackle (AP)
- 1949 Bob Gain, Tackle (All-Players, NY Sun, NEA)
- 1950 Bob Gain, Tackle (AP, UPI, INS, NEA, CP, FWAA-Look, AAB, NY News, FD, Par. News)
Vito (Babe) Parilli, QB (AP, INS, Colliers, NY News, Spt. News, Par. News, AAB)
- 1951 Vito (Babe) Parilli, QB (UP, INS, NEA, CP, AAB, NY News, All-Players, Par. News, Grid. News, QB, Farley, Husing)
Doug Moseley, Center (AP, FWAA-Look)
- 1952 Steve Meilinger, End (AP, NEA, All-Players)
- 1953 Steve Meilinger, End (NEA, Colliers, AAB, Williamson)
- 1955 Howard Schnellenberger, End (AP)
- 1956 Lou Michaels, Tackle (UP, NA, Colliers, NY News)
- 1957 Lou Michaels, Tackle (AP, NEA, FWAA-Look, Coaches, Hearst, CP, NY News, Spt. News)
- 1961 Irv Goode, Center (Time)
- 1963 Hershel Turner, Tackle (Time)
- 1965 Sam Ball, Tackle (UPI, NEA, FWAA-Look, Coaches, Time, Spt. News)

- Rodger Bird, HB (Time, NBC)
 - Rick Norton, QB (Time, NBC)
 - 1974 Elmore Stephens, TE (Time)
Rick Nuzum, Center (NEA)
 - 1976 Warren Bryant, Tackle (Coaches Camp)
 - 1977 Art Still, End, (AP, UPI, NEA, Coaches, FWAA, Camp, Spt. News, FB News)
 - 1989 Mike Pfeifer, OT (FB News)
 - 1998 Tim Couch, QB (Walter Camp, FWAA)
 - 1999 James Whalen, TE (AP, FWAA)
 - 2002 Derek Abney, RS (CNNSI, FWAA, TSN, Camp, ESPN, AP)
 - 2010 Randall Cobb, AP (AP, SI)
- LSU**
- 1935 Gaynell Tinsley, End (AP)
 - 1936 Gaynell Tinsley, End (AP)
 - 1939 Ken Kavanaugh, End (AP)
 - 1951 George Tarasovic, Center (NEA)
 - 1954 Sid Fournet, Tackle (Look, FWAA, NEA, UPI, AP, Williamson, INS)
 - 1957 Jimmy Taylor, FB (FWAA-Look)
 - 1958 Max Fugler, Center (FWAA-Look, NBC)
Billy Cannon, HB (AP, UPI, NEA, CP, Coaches, Spt. News, NY News, FWAA-Look, Time, NBC, Leahy)
 - 1959 Billy Cannon, HB (AP, UPI, NEA, CP, Coaches, FWAA-Look, Spt. News, NY News, NBC, Hearst)
 - 1961 Roy Winston, Guard (AP, UPI, NEA, CP, FWAA-Look, Coaches, NY News, Spt. News, Time)
 - 1962 Jerry Stovall, HB (AP, UPI, NEA, CP, FWAA-Look, Coaches, NY News, Spt. News, Time, CBS)
Fred Miller, Tackle (FWAA-Look)
 - 1963 Billy Truax, End (FB News)
 - 1964 Remi Prudhomme, Tackle (NEA, NY News, FB News)
 - 1965 George Rice, Tackle (Time, Spt. News)
Doug Moreau, End (FB News)
 - 1967 John Garlington, End (Coaches)
 - 1969 George Bevan, LB (FWAA-Look, Coaches)
Tommy Casanova, DB (FB News)
 - 1970 Mike Anderson, LB (AP, UPI, CP, FWAA-Look, Coaches, FB News, Time)
Tommy Casanova, DB (AP, Coaches)
 - 1971 Tommy Cassanova, DB (UPI, CP, FWAA, Camp, FB News, Time)
Ronnie Estay, Tackle (Coaches)
 - 1972 Bert Jones, QB (UPI, NEA, Coaches, Time, Spt. News)
 - Warren Capone, LB (FWAA)
 - 1973 Tyler Lafauci, Guard (AP, NEA, Camp)
Warren Capone, LB (FWAA, Coaches)
 - 1974 Mike Williams, DB (Coaches, Spt. News, Time)
 - 1977 Charles Alexander, RB (UPI, Coaches, FWAA, Camp)

HONORS & ACCOLADES

- 1978** Charles Alexander, RB (Coaches, FWA
Camp, Spt. News, NEA)
Robert Dugas, OT (FB News)
- 1982** James Britt, DB (NEA)
Al Richardson, LB (FB News)
- 1983** Eric Martin, SE (Spt. News)
- 1984** Lance Smith, OT (UPI, Coaches, FB News)
- 1985** Michael Brooks, LB (AP, Scripps-Howard,
College & Pro Weekly)
- 1986** Wendell Davis, SE (Spt. News, College & Pro
Weekly, FWA)
- 1987** Wendell Davis, WR (Coaches, FWA,
Scripps-Howard, FB News, UPI, College
& Pro Weekly)
Nacho Albergamo, C (Coaches, Camp, AP,
UPI, College & Pro Weekly)
- 1988** Greg Jackson, DB (Gannett News)
- 1996** Kevin Faulk, AP (Associated Press)
- 1997** Alan Faneca, OG (FB News, Camp, Spt.
News, AP, FD)
Chad Kessler, P (AFCA, FB News, Camp, Spt.
News, AP)
- 1998** Anthony McFarland, DT (FB News, AP)
Todd McClure, C (AFCA)
- 2001** Josh Reed, WR (Camp, Spt. News, AP, FWA)
- 2002** Bradie James, LB (AFCA, TSN)
- 2003** Skyler Green, RS (SI.com, ESPN.com)
Chad Lavalais, DT (AP, SI.com, ESPN.com,
Camp, FWA, Spt. News)
Stephen Peterman, OL, (SI.com, ESPN.com,
Spt. News)
Corey Webster, DB (AFCA)
- 2004** Marcus Spears, DE (Camp, AFCA, AP)
Ben Wilkerson, C (AFCA, Spt. News)
Corey Webster, DB (AFCA, Spt. News)
- 2005** Claude Wroten, DL (CFN)
Kyle Williams, DL (Rivals)
Skyler Green, PR (Rivals)
- 2006** Glenn Dorsey, DT (AP, AFCA)
LaRon Landry, DB (AP, AFCA)
- 2007** Glenn Dorsey, DT (AP, Camp, AFCA, FWA)
Craig Steltz, S (AP, Camp, FWA)
- 2008** Herman Johnson, OL (AP)
- 2010** Patrick Peterson, DB/KR/PR (Consensus)
Josh Jasper, PK (FWA, Spt. News)
- 2011** Morris Claiborne, DB (Consensus)
Tyrann Mathieu, DB (Consensus)
Tyrann Mathieu, PR ((Rivals, SI.com, CBS)
Will Blackwell, OG (ESPN, Rivals)
Sam Montgomery, DE (FWA, PFW)
Brad Wing, P (AP, CBS, SI.com)
- 2012** Eric Reid, DB (Consensus)
Kevin Minter, LB (SI)
- 2013** Odell Beckham, Jr., KR (CBS, FWA)
- 2015** Leonard Fournette, RB (AP, FWA, Camp,
CBS)
Jalen Mills, S (CBS)

- 2016** Ethan Pocic, OL (FWA)
Tre-Davious White, CB (Consensus)

OLE MISS

- 1936** Frank (Bruiser) Kinard, Tackle (NS, AAB)
- 1937** Frank (Bruiser) Kinard, Tackle (UP, INS, NEA,
NY News, Par. News, Fox-Movietone)
- 1938** Parker Hall, HB (AP, UP, NY Sun, (Brooklyn
Eagle, Williamson)
- 1947** Charlie Conerly, TB (UP, INS, NEA, FWA-
Look, All-Players, PIC, Houlgate,
Williamson)
Barney Poole, End (UP, Coaches, AAB, PIC,
QB, NY News, Par. News, Houlgate,
Williamson)
- 1948** Barney Poole, End (AP, INS, All-Players,
Houlgate, Williamson, Fraley, Bill Stern)
- 1952** Kline Gilbert, Tackle (AP, FWA-Look, FB
Digest)
Jimmy Lear, QB (Red Grange)
- 1953** Crawford Mims, Guard, (AP, UP, NEA,
FWA-Look, Colliers, NBC, FD, Spt.
News, Williamson)
- 1954** Rex Boggan, Tackle (AP)
- 1956** Paige Cothren, FB (College Editors)
- 1957** Jackie Simpson, Guard (Coaches, FWA-
Look)
- 1959** Charles Flowers, FB (AP, UPI, NEA, CP,
FWA-Look, Coaches, NBC, Spt. News,
NY News)
Marvin Terrell, Guard (FWA-Look)
- 1960** Jake Gibbs, QB (AP, UPI, NEA, CP, FWA-
Look, Coaches, NY News, Spt. News,
NBC)
- 1961** Billy Ray Adams, FB (FWA-Look)
Jim Dunaway, Tackle (FB News)
Treva Bolin, Guard (Time) Doug
Elmore, QB (CP)
- 1962** Jim Dunaway, Tackle (NEA, UPI, NY News,
Time, CBS, Spt. News, FB News)
Glynn Griffing, QB (FWA-Look)
- 1963** Kenny Dill, Center (FWA-Look, FB News)
- 1964** Allen Brown, End (AP, Time, Spt. News)
Stan Hindman, Guard (Time, NBC, Spt.
News, FB News)
Billy Clay, DB (Spt. News)
- 1967** Jim Urbanek, Tackle (FB News)
- 1969** Archie Manning, QB (FB News)
Glenn Cannon, Safety (Coaches, Spt. News,
Time)
- 1970** Archie Manning, QB (FB News)
- 1973** Harry Harrison, DB (NEA)
- 1979** Jim Miller, Punter (UPI, NEA, FWA, Camp,
Spt. News)
- 1984** Freddie Joe Nunn, DE (UPI, FB News)
- 1985** Bill Smith, P (FB News, FWA, College &
Pro Weekly)
- 1986** Bill Smith, P (FB News, Camp, College & Pro
Weekly)

- 1988** Wesley Walls, TE (AP)
- 1992** Everett Lindsay, OT (AP, FWA)
- 1998** Rufus French, TE (Walter Camp, Football
News, AFCA, AP, The Sporting News)
- 2000** Ken Lucas, DB (Rivals)
- 2001** Terrence Metcalf, OT (Camp, Coaches,
FB News)
- 2006** Patrick Willis, LB (AP, Camp, FWA)
- 2008** Michael Oher, OL (Consensus)
Peria Jerry, DT (AP)
- 2013** Cody Prewitt, S (AP)
- 2014** Senquez Golson, DB (Consensus)
- 2016** Evan Engram, TE (AP, Spt. News)

MISSISSIPPI STATE

- 1940** Erwin (Buddy) Elrod, End (NCAA Guide)
- 1951** Joe Fortunato, FB (Athletic Pub.)
- 1953** Jackie Parker, QB (FWA-Look)
- 1954** Hal Easterwood, Center (FWA-Look)
- 1955** Scott Suber, Guard (NEA)
Art Davis, HB (FWA-Look)
- 1967** D.D. Lewis, LB (NEA, NY News)
- 1972** Frank Dowsing, DB (FB News)
- 1974** Jimmy Webb, DE (Coaches, Camp)
- 1976** Stan Black, Safety (NEA)
- 1980** Mardye McDole, WR (Spt. News)
- 1981** Johnnie Cooks, LB (AP, NEA, FWA, Spt.
News, FB News)
Glen Collins, DT (Spt. News)
- 1982** Wayne Harris, OG (Spt. News, Mizlou)
- 1994** Eric Moulds, RS (AP)
- 1999** Barrin Simpson, LB (Sporting News)
- 2000** Fred Smoot, DB (AP, Spt. News, FB News,
Camp)
- 2011** Fletcher Cox, DT (PFW)
- 2012** Johnthan Banks, DB (WC, FWA)
- 2014** Bernardrick McKinney, LB (FWA, SI)

MISSOURI

- 2013** Michael Sam, DL (Consensus)
- 2014** Shane Ray (AFCA, Camp, CBS, FWA, SI,
Spt. News)
- 2015** Kentrell Brothers, LB (CBS)

SOUTH CAROLINA

- 1954** Frank Mincevich, G (FWA)
- 1969** Warren Muir, FB (Coaches)
- 1970** Dick Harris, DB (Coaches, FB News)
- 1972** John LeHeup, DT (Coaches)
- 1978** Rick Sanford, DB (Spt. News)
- 1979** George Rogers, RB (AP)
- 1980** George Rogers, RB (AP, UPI, Coaches, FB
News, Spt. News, Camp, FWA)
- 1982** Andrew Provence, DT (Spt. News)
- 1984** Del Wilkes, OG (AP, Camp, Coaches)
James Seawright, LB (AP, FWA)
- 1986** Sterling Sharpe, WB (FWA, Spt. News)
- 2000** Sheldon Brown, DB (Coaches)



HONORS & ACCOLADES

- 2001 Kalimba Edwards, LB (Spt. News)
- 2005 Ko Simpson, DB (CBS, CFN, FWAA)
- 2009 Eric Norwood, LB (AP, Camp, SI)
- 2010 Alshon Jeffery, WR (AFCA, FWAA)
- 2011 Melvin Ingram, DL (Consensus)
- 2012 Jadeveon Clowney, DL (Consensus)
- 2013 Kelcy Quarles, DT (Spt. News)
- 2014 A.J. Cann, OG (CBS, Spt. News)

TENNESSEE

- 1929 Gene McEver, HB (UP, NEA)
- 1930 Bobby Dodd, QB (NEA, Rice)
- 1931 Herman Hickman, Guard (Rice)
- 1933 Beattie Feathers, HB (AP, UP, Rice)
- 1938 Bowden Wyatt, End (UP, INS, Rice)
Bob Suffridge, Guard (UP)
- 1939 George Cafego, HB (INS)
Bob Suffridge, Guard (UP, INS)
Ed Molinski, Guard (Rice)
Abe Shires, Tackle (INS)
- 1940 Bob Suffridge, Guard (AP, UP, INS, Rice)
Bob Foxx, HB (INS)
- 1944 Bob Dobelstein, Guard (NY Sun)
- 1946 Dick Huffman, Tackle (AP, Rice)
- 1950 Ted Daffer, Guard (Colliers)
Bud Sherrod, End (NEA)
- 1951 Hank Lauricella, HB (AP, UP, NEA, INS, CP, FWAA-Look, Colliers, AAB, NY News, All-Players, QB, Par. News, Fraley, Husing)
Ted Daffer, Guard (INS, NEA, NY News)
Bill Pearman, Tackle (AP, NEA, FWAA-Look, NY News)
- 1952 Doug Atkins, Tackle (INS, AAB, NY News)
John Michels, Guard (AP, UP, NEA, FWAA-Look, AAB, QB, NY News, All-Players)
- 1954 Darris McCord, Tackle (FWAA-Look)
- 1956 Johnny Majors, HB (AP, UP, INS, NEA, FWAA-Look, Colliers, Hearst, Spt. News, NY News, NBC, Leahy)
Kyle (Buddy) Cruze, End (FWAA-Look)
- 1957 Bill Johnson, Guard (NEA, FWAA-Look)
- 1963 Steve DeLong, Guard (FWAA-Look, FB News)
- 1964 Steve DeLong, Guard (AP, NEA, FWAA-Look, NY News, NBC, Time, Spt. News, FB News)
- 1965 Frank Emanuel, LB (AP, NEA, FWAA-Look, Time, Spt. News, FB News)
- 1966 Paul Naumoff, LB (AP, UPI, FWAA-Look, Coaches, FB News)
Austin Denney, End (NEA)
Ron Widby, Punter (Spt. News)
Bob Johnson, Center (FB News)
- 1967 Bob Johnson, Center (AP, UPI, NEA, FWAA-Look, Coaches, Time, Spt. News, NY News)
Al Dorsey, DBI (UPI, NY News, FB News)
Richmond Flowers, WB (FB News)

- 1968 Charley Rosenfelder, Guard (AP, UPI, NEA, CP, FWAA-Look, Coaches, NY News, Camp)
Steve Kiner, LB (AP, CP, FWAA-Look, FB News)
Jim Weatherford, DB (Coaches)
- 1969 Chip Kell, Guard (AP, UPI, CP, FWAA-Look, Coaches, FB News, NY News, Camp)
Steve Kiner, LB (AP, UPI, NEA, CP, FWAA-Look, Coaches, FB News, NY News, Spt. News, Camp, Time)
Jack Reynolds, LB (FB News)
- 1970 Chip Kell, Guard (AP, UPI, NEA, CP, FWAA-Look, Coaches, FB News)
Jackie Walker, LB (NEA, FB News)
- 1971 Bobby Majors, DB (AP, UPI, NEA, CP, FWAA, Time, Coaches, Camp, Spt. News, FB News)
Jackie Walker, LB (UPI, CP, FWAA, Camp, FB News)
- 1972 Jamie Rotella, LB (UPI, Coaches, FB News)
Conrad Graham, DB (UPI, FB News)
Ricky Townsend, PK (FWAA)
- 1973 Eddie Brown, DB (FB News)
Ricky Townsend, PK (FWAA)
- 1975 Larry Seivers, End (AP, FWAA, FB News)
- 1976 Larry Seivers, End (AP, UPI, NEA, Coaches, Camp, Spt. News, FB Today)
- 1979 Roland James, DB (UPI, NEA, Coaches, FWAA, Camp, Spt. News, FB News)
- 1982 Willie Gault, WR (NEA, FWAA)
- 1983 Reggie White, DT (Camp, Coaches, FB News, FWAA, AP, UPI, Spt. News)
Jimmy Colquitt, P (Camp)
- 1984 Bill Mayo, OG (UPI, FB News, Camp)
- 1985 Tim McGee, WR (AP, UPI, Coaches, College & Pro Weekly)
Chris White, S (Scripps-Howard)
- 1987 Harry Galbreath, OG (Spt. News)
- 1988 Keith DeLong, LB (AP, UPI, Spt. News, Gannett News)
- 1989 Eric Still, OG (AP, UPI, Coaches, Camp, FWAA, Scripps-Howard, Spt. News)
- 1990 Antone Davis, OT (AP, Camp, Coaches, FB News, FWAA, Scripps Howard)
- 1991 Dale Carter, DB (AP, Camp, FB News, FWAA, Scripps Howard)
Carl Pickens, WR (Coaches, FB News, Scripps Howard)
- 1993 John Becksvoort, PK (FWAA, Scripps Howard)
- 1994 Jeff Smith, OG (SH)
- 1997 Peyton Manning, QB (FB News, FWAA, Camp, Spt. News, AP, AFCA, FB Digest)
- 1998 Al Wilson, LB (FWAA, AFCA, AP)
- 1999 Cosey Coleman, OL (AP, Camp, FB News, FWAA, Coaches)
Deon Grant, DB (AFCA, Camp, Spt. News)
Raynoch Thompson, LB (AFCA)
- 2000 John Henderson, DT (AP, Coaches, FWAA, Spt. News, Rivals, FB News, CNNSI)
Alex Walls, PK (Rivals)

- 2001 John Henderson, DT (Camp, Spt. News, AP, Coaches, FWAA)
Travis Stephens, RB (AP, FWAA)
- 2003 Dustin Colquitt, P (AP, Camp, FWAA, Spt. News)
- 2004 Michael Munoz, OL (AFCA, AP)
Kevin Burnett, LB (AFCA)
Jesse Mahelona, DT (Spt. News)
- 2006 Robert Meachem, WR (FWAA)
Aaron Sears, OL (Camp, AFCA)
- 2007 Daniel Lincoln, PK (FWAA)
- 2008 Eric Berry, DB (Consensus)
- 2009 Eric Berry, DB (Consensus)
- 2015 Evan Berry, KR (Spt. News, Camp, SI)
Cameron Sutton, PR (Spt. News)
- 2016 Derek Barnett, DE (Consensus)

TEXAS A&M

- 2012 Luke Joeckel, OT (Consensus)
Johnny Manziel, QB (Consensus)
Damontre Moore, DL (AFCA)
- 2013 Mike Evans (AP, Camp, CBS, Coaches, FWAA, SI)
Drew Kaser, P (SI, Spt. News)
Jake Matthews, OL (Consensus)
- 2014 Cedric Ogbuehi, OL (Camp)
- 2015 Myles Garrett, DL (FWAA, Camp)
Drew Kaiser, P (CBS)
- 2016 Myles Garrett, DL (Consensus)

VANDERBILT

- 1911 Ray Morrison, QB (NY World)
- 1923 Lynn Bomar, End (Camp, Frank Menke)
- 1924 H.C. (Hek) Wakefield, End (NS, Lawrence Perry, Billy Evans)
- 1927 Bill Spears, QB (AP, NEA)
- 1928 Dick Abernathy, End (CP)
- 1929 John "Bull" Brown, Guard (Coaches)
- 1932 Pete Gracey, Center (UP)
- 1937 Carl Hinkle, Center (AP, Rice, Liberty)
- 1941 Bob Gude, Center, (Paramount News)
- 1950 Bucky Curtis, End (INS, FWAA-Look)
- 1958 George Deiderich, Guard (AP, FWAA-Look, Coaches)
- 1968 Chip Healy, LB (CP)
- 1969 Bob Asher, Tackle (NEA, CP)
- 1972 Ken Stone, DB (Gridiron)
- 1974 Barry Burton, TE (FB News)
- 1982 Jim Arnold, P (AP, UPI, FWAA, Coaches, FB News)
Allama Matthews, TE (FB News)
- 1983 Chuck Scott, TE (Spt. News)
- 1984 Ricky Anderson, P (AP, UPI, Coaches Football Writers, FB News, Camp)
- 1987 Chris Gaines, LB (Coaches)
- 1996 Bill Marinangel, P (Spt. News)
- 1997 Jamie Duncan, LB (FWAA, AFCA)
- 2008 D.J. Moore, DB (Spt. News)
- 2016 Zach Cunningham, LB (Consensus)

HONORS & ACCOLADES

2016 SEC ACADEMIC HONOR ROLL

ALABAMA	MAJOR
Keaton Anderson	Management
Dakota Ball	Sports Business Management
Cooper Bateman	Marketing
Tony Brown	Communication Studies
Hunter Bryant	Marketing
Joshua Casher	HPES
David Cornwell	Management
Will Davis	HPES
Lawrence Erekosima	Psychology
Derrick Garnett	Marketing
Bo Grant	Management
Brandon Greene	Sports Business Management
Truett Harris	Management
Joseph Harvey	RHM
J.C. Hassenauer	HPES
Hale Hentges	Marketing
Keith Holcombe	HPES
O.J. Howard	Sports Business Management
Brandon Kennedy	Psychology
Derek Kief	HPES
Jake Long	Marketing
Cole Mazza	HPES
Josh McMillon	Mechanical Engineering
Christian Miller	HPES
Brandon Moore	Consumer Sciences
Donovan Mosley	General Business
Jamey Mosley	HPES
Jacob Parker	Finance
Richie Petitbon	Communication Studies
Ross Pierschbacher	Marketing
Jonathan Rice	Finance
JK Scott	General Business
Alphonse Taylor	Sports Business Management
Michael Woods	General Business
Thomas Woods	Marketing

ARKANSAS	MAJOR
Austin Allen	Supply Chain Management
Troy Allison	Recreation & Sport Management
Thomas Baker	Accounting
Damani Carter	Communication
Jared Collins	Recreation & Sport Management
Robert Decker	Finance
Matthew Dodson	Marketing
Brooks Ellis	Kinesiology
Hjalte Froholdt	Kinesiology
Jacob Hall	Finance
Jackson Hannah	Kinesiology
Cole Hedlund	Recreation & Sport Management
Cody Hollister	Marketing
Colton Jackson	Recreation & Sport Management
Byron Keaton	Finance
Jackson Kraus	Marketing
Brandon Lewis	Recreation & Sport Management
Josh Liddell	Recreation & Sport Management
Ryder Lucas	Recreation & Sport Management
Adam McFain	Supply Chain Management
Connor McPherson	Finance
Reid Miller	Business Economics
Drew Morgan	Management
Tyler Phillips	Journalism
Frank Ragnow	Recreation & Sport Management
Santos Ramirez	Recreation & Sport Management
Matthew Reynolds	Engineering
Karl Roesler	Business Economics
Zachary Rogers	Criminal Justice
Daniel Skipper	Biology
Frederick T Smith	Accounting
Cooper Sone	Political Science
Jeremy Sprinkle	Recreation & Sport Management
Ty Storey	Kinesiology P-12
Ricky Town	Communication
Joshua Williams	Recreation & Sport Management

Rawleigh Williams	Finance
JaMichael Winston	Recreation & Sport Management
Deatrich Wise	Physical Education

AUBURN	MAJOR
Montravius Adams	Interdisciplinary Studies
Jack Bjork	Building Science
Markell Boston	Interdisciplinary Studies
Daniel Carlson	Master of Business Administration
Marcus Davis	Adult Education Graduate
T.J. Davis	Adult Education Graduate
Austin Dupper	Industrial and Systems Engineering Graduate
Marquel Harrell	Exercise Science
Jalen Harris	Interdisciplinary Studies
Josh Holsey	Adult Education Graduate
Antwan Jackson	Fitness, Conditioning and Performance
Kerryon Johnson	Exercise Science
Caleb King	Management
Alex Kozan	Master of Business Administration
Robert Leff	Mechanical Engineering
Raymond Lester	Pre-Architecture
Damian Lewis	Physical Activity and Health
Ryan Meneely	Pre-Business
Kevin Phillips	Public Relations
Ike Powell	Exercise Science
Dontavius Russell	Health Administration
Ian Shannon	Pre-Business
Bailey Sharp	Exercise Science
Braden Smith	Exercise Science
Jason Smith	Interdisciplinary Studies
Tyler Stovall	Marketing
Keenan Sweeney	Biomedical Sciences
Jackson Thomas	Civil Engineering
Stanton Truitt	Fitness, Conditioning and Performance
Prince Tega Wanogho	Pre-Business

FLORIDA	MAJOR
Alex Anzalone	Master's, Management
Austin Appleby	Master's, Sport Management
Khairi Clark	African-American Studies
Luke Del Rio	Sport Management
Brian Fallace	Finance
Ryan Ferguson	Business Administration
Cristian Garcia	Sport Management
Eddie Giles	Finance
Harry Gomto	Construction Management
Jon Gould	Animal Sciences/Animal Biology
Joshua Hammond	Telecommunication
Jonathan Haney	Political Science
Marcell Harris	African-American Studies
Michael Iorio	Management
Kalif Jackson	Political Science
Kylan Johnson	Science and Engineering
Camrin Knight	Social and Behavioral Sciences
Neil MacInnes	Materials Science & Engineering
Andrew Mike	Applied Physiology & Kinesiology
Mark Norvelis	Criminology
Jordan Sherit	Masters of International Business
Steven Stipe	Management
Freddie Swain	Social and Behavioral Sciences
Jacob Tilghman	Sport Management
Johnny Townsend	Telecommunication- Management
Kyle Trask	Business Administration
Nick Villano	Criminology

GEORGIA	MAJOR
Rodrigo Blankenship	Digital & Broadcast Journalism
Jeb Blazeovich	Risk Management
John Courson	Psychology
Aaron Davis	Computer Science
Jacob Eason	Financial Planning
Turner Fortin	Finance
Trent Frix	Risk Management
William Ham	Management Information Systems
Sage Harden	Economics
Jackson Harris	Mechanical Engineering
Matthew Herzworm	Finance
Greyson Lambert	Kinesiology
Tommy Long	Economics
Nicholas Moore	Mathematics
Isaac Nauta	Sport Management
Thomas Pritchard	Biological Sciences; Poultry Science
Billy Seward	Economics; Finance
Roquan Smith	Communication Studies
Kenneth Towns	Kinesiology
Ridge Underwood	Mass Media Arts
Steven Van Tiflin	Finance
Sam Vaughn	Finance
Glenn Welch	Finance

KENTUCKY	MAJOR
Drew Barker	Integrated Strategic Communication
David Baumer	Business Management
Blake Best	Finance
Logan Blue	Finance
David Bouvier	Business Management
Isaiah Brown	Neuroscience
Alex Brownell	Exercise Science
Miles Butler	Accounting/Finance
C.J. Conrad	Communication
Tanner Fink	Political Science
Nico Firios	Integrated Strategic Communication
Spencer Foy	Business Management
Dylan Greenberg	Finance
Greg Hart	Marketing
Nick Haynes	Business Management/Economics
Jacob Hyde	Social Work
Jojo Kemp	Community and Leadership Development
DeNiro Laster	Community and Leadership Development
Tate Leavitt	Community and Leadership Development
Courtney Love	Community and Leadership Development
Austin MacGinnis	Finance/Marketing
Davis Mattingly	Civil Engineering
Ramsey Meyers	Psychology
Zach Myers	Social Work
Naquez Pringle	Community and Leadership Development
Kylan Smith	Health Promotion
Ryan Timmons	Community and Leadership Development
Jon Toth	Mechanical Engineering
Charles Walker	Finance/Marketing
Mason Wolfe	Sociology/Health Promotion
Tristan Yeomans	Accounting



HONORS & ACCOLADES

LSU MAJOR

Will Clapp Sport Administration
 Colby Delahoussaye General Business
 Danny Etling Mass Communication
 Blake Ferguson Information Systems & Decision
 Science
 Jack Gonsoulin Civil Engineering
 Josh Growden Sport Administration
 Colin Jeter Business Administration
 Caleb Lewis Sport Administration
 Rory Luke Economics
 J.D. Moore Architecture
 Michael Ostrom General Business
 Marcus Roberts Sport Administration
 Tiger Scheyd Undecided
 Turner Simmers Kinesiology

OLE MISS MAJOR

Quincy Adeboyejo General Studies
 Talbot Buys Banking and Finance
 Luke Davis Managerial Finance
 Ross Donnelly Business
 Will Few Master of Business Administration
 William Gleeson Accountancy
 Martin Johnson Criminal Justice
 Sam Johnson Banking and Finance
 Chad Kelly General Studies
 Dawson Knox Risk Management and Insurance
 Chad Lamar Public Policy Leadership
 Cale Luke Banking and Finance
 Nathan Noble Master of Business Administration
 Jason Pellerin Business
 Tyler Pittman General Studies
 Tayler Polk General Studies
 Sean Rawlings Marketing
 Ray Ray Smith General Business
 Hunter Thurley General Studies
 Grant Warren Biology
 Gary Wunderlich Managerial Finance

MISSISSIPPI STATE MAJOR

Nelson Adams Human Sciences
 Brett Armour Mathematics
 Hunter Bradley Kinesiology
 Bennie Braswell Art
 Richie Brown MBA
 Tolando Cleveland Political Science
 Kivon Coman Kinesiology
 Devon Desper Accounting
 Nick Fitzgerald Finance
 Nick Gibson Kinesiology
 Westin Graves Civil Engineering
 Brandon Holloway Human Sciences
 Jesse Jackson Industrial Technology
 AJ Jefferson Human Sciences
 Jocquell Johnson Interdisciplinary Studies
 Mark McLaurin Business Administration
 Harrison Moon Kinesiology
 Gabriel Myles Kinesiology
 Richard Perkins Mechanical Engineering
 Josiah Phillips Industrial Technology
 Martinas Rankin Kinesiology
 Christopher Rayford Kinesiology
 Fred Ross Interdisciplinary Studies
 Justin Senior Sociology
 Ashton Shumpert Interdisciplinary Studies
 Christopher Stamps Kinesiology
 Jefferson Teel Business Administration
 Nick Tiano Business Administration
 Hayes Walker Biological Engineering
 Deandre Ward Industrial Technology
 Evans Wilkerson Pre-Accounting

MISSOURI MAJOR

Turner Adams Business Administration
 Samson Bailey Agricultural Systems Management
 Andy Bauer Business Administration
 Eric Beisel Parks, Recreation & Tourism
 Brock Bondurant Educ. School & Counseling
 Psychology
 Jake Brenits Business Administration
 Joseph Burkett Agribusiness Management
 Andrew Carr Health Science
 Nate Crawford Educational Studies
 Sean Culklin Educ. School & Counseling
 Psychology
 Corey Fatony Pre Nutritional Sciences
 Thomas Grossman Undeclared, Bus or Accountancy
 Tyler Hanneke Pre-Nursing
 A.J. Harris Undeclared, Bus or Accountancy
 Tanner Hull Nutritional Sciences
 Jacob Hurrell Business Administration
 Luke Jackson Parks, Recreation & Tourism
 Eric Laurent Business Administration
 Donavin Newsom Educ. School & Counseling
 Psychology
 Adam Roland Parks, Recreation & Tourism
 Michael Scherer Business Administration
 Jacob Trump Agricultural Systems Management
 Marvin Zanders Parks, Recreation & Tourism

SOUTH CAROLINA MAJOR

Jacob August Marketing
 Rivers Bedenbaugh Exercise Science
 Matrick Belton Physical Education
 Javon Charleston Sociology
 Logan Crane Biological Sciences
 Mon Denson Sport and Entertainment
 Management
 Devin Dingle Accounting
 Jalen Dread Broadcast Journalism
 Bryan Edwards Sport and Entertainment
 Management
 Daniel Fennell Retail Management
 Elliott Fry Marketing
 Scott Grant Integrated Info Technology
 Cory Helms Interdisciplinary Studies
 Hayden Hurst Exercise Science
 Shannon James Hospitality Management
 Chris Lammons Sociology
 Kyle Markway Sport and Entertainment
 Management
 Brandon McLwain Political Science
 Perry Orth Economics
 Darius Paulk Management & Marketing
 Jasper Sasser Sport and Entertainment
 Management
 Dante Sawyer Interdisciplinary Studies
 Michael Scarnecchia Finance
 Jason Senn Sport and Entertainment
 Management
 Demetrius Smalls Sport and Entertainment
 Management
 Jamari Smith Public Health
 Rod Talley Integrated Info Technology
 Antoine Wilder Psychology
 David Williams Retail Management
 Drew Williams Public Health

TENNESSEE MAJOR

Andrew Butcher Communication Studies
 Kenny Bynum Recreation & Sport Management
 Trevor Daniel Recreation & Sport Management
 Joshua Dobbs Aerospace Engineering
 Charles Folger Teacher Education
 Malik Foreman Recreation & Sport Management
 Holden Foster Recreation & Sport Management
 Parker Henry Finance
 Zack Jancek Communication Studies
 Jakob Johnson Kinesiology
 Alex Jones Recreation & Sport Management

Joe Keeler Management
 Todd Kelly Jr. Biological Sciences
 Brett Kendrick Recreation & Sport Management
 Riley Lovingood Recreation & Sport Management
 Elijah Medford Industrial Engineering
 Kyle Phillips Recreation & Sport Management
 Jaye Rochell Business Analytics
 Laszlo Toser Accounting
 Dylan Wiesman Kinesiology

TEXAS A&M MAJOR

Andrew Beakey Finance
 Justin Dworaczyk Economics
 Kwame Etwi Geophysics
 Riley Garner Business Administration
 Cullen Gillaspia Environmental Geoscience
 Peter Grady Industrial Engineering
 Jamal Jeffery Ag Leadership & Development
 Matthew Kirchner Business Administration
 Trevor Knight Management
 Mac Labhart Finance
 Braden Mann Kinesiology
 Erik McCoy Telecommunication Media Studies
 Conner McQueen Financial Management
 Josch Motley Finance
 Boone Niederhofer Petroleum Engineering
 Devante Noil University Studies
 Will Paulhill Industrial Distribution
 Colton Prater Business Administration
 Christian Robertson International Studies
 Alex Sezer Industrial Distribution
 Brayden Talbert Kinesiology
 James White Ag Leadership & Development

VANDERBILT MAJOR

Torey Agee Psychology
 Khari Blasingame Medicine, Health, and Society
 Oren Burks Human and Organizational
 Development
 Delando Crooks Communication Studies
 Sean Dowling Communication Studies
 Trey Ellis Political Science
 Wade Freebeck Economics
 Jaire George Undeclared
 Jordan Griffin Undeclared
 Winston Guillory Undeclared
 Will Holden Human and Organizational
 Development
 Bradyn Jasper Neuroscience
 Andrew Jelks Human and Organizational
 Development
 Wilson Johnson Economics
 Nifae P. Lealao Jr. Sociology
 Hayden Lkacz Economics
 Nathan Marcus Communication Studies
 Torren McCaster Interdisciplinary: Human Motivation
 and Culture
 Reid Nelson Economics
 Tommy Openshaw Engineering Science/Economics
 Caleb Peart Undeclared
 Jacob Schultz Biological Sciences: Molecular and
 Cellular / Medicine, Health, and Society
 Caleb Scott Medicine, Health, and Society
 Kyle Shurmur Undeclared
 Justin Skule Undeclared
 Joshua Smith Mechanical Engineering
 Rappael Webb Sociology
 Ryan White Communication Studies
 Reese Wilson Human and Organizational
 Development
 Davis Winkie Classics/History
 DeAndre Woods Communication Studies
 Charles Wright Human and Organizational
 Development
 Jonathan Wynn Educational Studies/History

HONORS & ACCOLADES

SEC NATIONAL ACADEMIC HONORS

COSIDA ACADEMIC ALL-AMERICAS

(First-Team Selections Only)

- | | | | | |
|------|-----------------------------------|--------------------------------|------------------------------------|------------------------------------|
| 1954 | Harold Easterwood, C, Miss. State | Terry Stewart, DB, Arkansas | Danny Hoskins, OG, Ole Miss | |
| 1955 | George Walker, QB, Arkansas | Buddy McClinton, DB, Auburn | Jeff Noblin, DB, Ole Miss | |
| 1956 | Charles Rader, T, Tennessee | Carlos Alvarez, SE, Florida | 1986 | Nacho Albergamo, C, LSU |
| 1957 | Jerry Ford, C, Arkansas | Julian Fagan, P, Ole Miss | Danny Hoskins, OG, Ole Miss | |
| | Gerald Nesbitt, FB, Arkansas | 1970 | Jeff Noblin, DB, Ole Miss | |
| | Jim Phillips, E, Auburn | Johnny Musso, TB, Alabama | 1987 | Danny Hoskins, OG, Ole Miss |
| | Bill Johnson, G, Tennessee | Tim Priest, DB, Tennessee | Mark Fryer, OT, South Carolina | |
| 1959 | Wayne Harris, C, Arkansas | 1971 | 1988 | Wesley Walls, TE, Ole Miss |
| | Jackie Burkett, C, Auburn | Johnny Musso, TB, Alabama | Mark Fryer, OT, South Carolina | |
| | Mickey Mangham, E, LSU | Carlos Alvarez, SE, Florida | 1989 | Todd Sandroni, DB, Ole Miss |
| | Charles Flowers, FB, Ole Miss | Tom Nash, T, Georgia | Bo Russell, DB, Miss. State | |
| | Robert Khayat, G, Ole Miss | Mixon Robinson, DE, Georgia | 1991 | Brad Culpepper, DT, Florida |
| 1960 | Joe Paul Alberty, FB, Arkansas | Jay Michaelson, PK, LSU | Joe Reaves, LB, South Carolina | |
| | Ed Dyas, B, Auburn | 1972 | 1992 | Todd Peterson, PK, Georgia |
| | Fran Tarkenton, B, Georgia | Frank Dowsing, B, Miss. State | 1993 | Michael Gilmore, DB, Florida |
| | Charles Strange, C, LSU | 1973 | 1994 | Terry Dean, QB, Florida |
| 1961 | Tommy Brooker, E, Alabama | Randy Hall, DT, Alabama | Michael Blanchard, OL, LSU | |
| | Pat Trammell, B, Alabama | Tyler Lafauci, OG, LSU | Matt Hawkins, PK, Auburn | |
| | Lance Alworth, HB, Arkansas | Joe Winkler, DB, LSU | Michael Gilmore, DB, Florida | |
| | Billy Joe Booth, T, LSU | Jimmy Webb, DT, Miss. State | 1995 | Danny Wuerffel, QB, Florida |
| | Doug Elmore, QB, Ole Miss | 1974 | 1996 | Danny Wuerffel, QB, Florida |
| 1964 | Gaylon McCollough, C, Alabama | Randy Hall, DT, Alabama | 1997 | Peyton Manning, QB, Tennessee |
| | Ken Hatfield, HB, Arkansas | Bobby Davis, LB, Auburn | Matt Stinchcomb, OL, Georgia | |
| 1965 | Dennis Homan, SE, Alabama | Tom Ranieri, G, Kentucky | Chad Kessler, P, LSU | |
| | Steve Sloan, QB, Alabama | Brad Davis, RB, LSU | 1998 | Matt Stinchcomb, OL, Georgia |
| | Jack Brasuell, HB, Arkansas | Greg Markow, DE, Ole Miss | Jeff Zurcher, DB, Kentucky | |
| | Jim Lindsey, WB, Arkansas | Doug Martin, WR, Vanderbilt | 2000 | Scott Westerfield, PK, Miss. State |
| | Randy Stewart, C, Arkansas | 1975 | 2001 | Jon Stinchcomb, OL, Georgia |
| | Bill Cody, LB, Auburn | Danny Ridgeway, PK, Alabama | 2002 | Jon Stinchcomb, OL, Georgia |
| | Charles Casey, E, Florida | Chuck Fletcher, T, Auburn | Rodney Reed, OL, LSU | |
| | Bob Etter, PK, Georgia | Damon Regen, LB, Vanderbilt | Hunter Hillenmeyer, LB, Vanderbilt | |
| | Stan Hindman, G, Ole Miss | 1976 | 2003 | Rodney Reed, OL, LSU |
| | Mark Gentry, T, Tennessee | Chris Vacarella, WB, Auburn | 2004 | Rudy Niswanger, OL, LSU |
| 1966 | Bob Etter, PK, Georgia | David Posey, PK, Florida | Rob Robertson, LB, Ole Miss | |
| | Lynn Hughes, DB, Georgia | Will Coltharp, DE, Miss. State | Cody Ridgeway, P, Ole Miss | |
| | Mac Haik, SE, Ole Miss | 1977 | 2005 | Rudy Niswanger, OL, LSU |
| 1967 | Bob Childs, LB, Alabama | Wes Chandler, WR, Florida | Taylor Begley, PK, Kentucky | |
| | Steve Davis, PK, Alabama | Jeff Lewis, LB, Georgia | Hayden Lane, OL, Kentucky | |
| | Donnie Sutton, FL, Alabama | Robert Dugas, T, LSU | 2006 | Hayden Lane, OL, Kentucky |
| | Bob Johnson, C, Tennessee | Robert Fabris, SE, Ole Miss | 2007 | Tim Tebow, QB, Florida |
| 1968 | Bob White, PK, Arkansas | George Plasketes, DE, Ole Miss | Jacob Tamme, TE, Kentucky | |
| | Bill Stanfill, DE, Georgia | Greg Martin, PK, Vanderbilt | 2008 | Tim Tebow, QB, Florida |
| | Steve Hindman, TB, Ole Miss | 1978 | Tim Masthay, P, Kentucky | |
| | Jim Burns, DB, Vanderbilt | Mark Keen, C, Kentucky | 2009 | Tim Tebow, QB, Florida |
| 1969 | Bill Burnett, TB, Arkansas | Jim Kovach, LB, Kentucky | Colin Peek, TE, Alabama | |
| | | 1979 | 2010 | Greg McElroy, QB, Alabama |
| | | Major Ogilvie, RB, Alabama | Barrett Jones, OL, Alabama | |
| | | Brad Shoup, DB, Arkansas | Drew Butler, P, Georgia | |
| | | 1980 | | |
| | | Cris Collinsworth, WR, Florida | | |
| | | Ken Toler, WR, Ole Miss | | |
| | | Tim Irwin, OT, Tennessee | | |
| | | 1982 | | |
| | | Terry Hoage, DB, Georgia | | |
| | | Mike Terry, DE, Tennessee | | |
| | | 1983 | | |
| | | Terry Hoage, DB, Georgia | | |
| | | Phil Roach, WR, Vanderbilt | | |
| | | 1984 | | |
| | | Gregg Carr, LB, Auburn | | |
| | | Juan Carlos Betanzos, PK, LSU | | |
| | | 1985 | | |
| | | Ken Pietrowiak, c, Kentucky | | |



HONORS & ACCOLADES

- 2011 Barrett Jones, OT, Alabama
Drew Butler, P, Georgia
- 2012 Barrett Jones, C, Alabama
Dylan Breeding, P, Arkansas
- 2013 Aaron Murray, QB, Georgia
- 2013 Landon Foster, P, Kentucky
- 2016 Brooks Ellis, LB, Arkansas

NATIONAL FOOTBALL FOUNDATION SCHOLAR-ATHLETE AWARDS

- 1959 Neyle Solee, F, Tennessee (Engineering)
- 1960 Ed Dyas, F, Auburn (Pre-Med)
- 1961 Wade Butcher, E, Vanderbilt (Electrical Engineering)
- 1965 John Cochran, LB, Auburn (Space Engineering)
- 1966 Bobby Etter, PK, Georgia (Mathematics)
Stanley Juk, DB, South Carolina (Chemistry)
- 1967 Tommy Lawhorne, LB, Georgia (Medicine)
Bob Johnson, C, Tennessee (Engineering)
- 1968 Billy Payne, E, Georgia (Political Science)
Steve Hindman, TB, Ole Miss (Medicine)
- 1969 Tim Callaway, MG, Georgia (Business)
Terry Stewart, S, Arkansas (Chemical Engineering)
- 1970 Tommy Lyons, C, Georgia (Psychology)
Don Denbo, G, Tennessee (Medicine)
- 1971 Tom Nash, T, Georgia (Mathematics)
Johnny Musso, HB, Alabama (Pre-Law)
- 1972 Frank Dowsing, DB, Miss. State (Pre-Med)
- 1973 Norris Weese, QB, Ole Miss (Accounting)
- 1974 William R. Cregar, FB, South Carolina (Biology)
Randy Hall, DT, Alabama (Pre-Med)

- Doug Martin, WR, Vanderbilt (Physics/Economics)
- 1975 Dick Lawrence, OT, Ole Miss (Business)
- 1976 John R. Busby, S, Arkansas (Pre-Med)
Darrell Carpenter, DT, Florida (Business)
Mike Mauck, DB, Tennessee (Pre-Dental)
- 1977 Jeff Lewis, LB, Georgia (Pre-Law)
- 1978 William Bradford Shoup, DB, Arkansas (Pre-Med)
Robert Dugas, OT, LSU (Pre-Med)
Jim Kovach, LB, Kentucky (Medicine)
- 1979 Steadman Shealy, QB, Alabama (Physical Education)
Leon Shadowen, OG, Kentucky (Accounting/Pre-Law)
- 1982 Gordon Beckham, QB, South Carolina (English)
James Britt, CB, LSU (Accounting)
- 1983 Terry Hoage, DB, Georgia (Genetics)
- 1984 Gregg Carr, LB, Auburn (Engineering)
Gary Rolle, WR, Florida (Zoology)
- 1985 Kent Austin, QB, Ole Miss (Pre-Law)
- 1986 Jeff Noblin, S, Ole Miss (Pre-Med)
- 1987 Nacho Albergamo, C, LSU (Pre-Med)
Danny Hoskins, OG, Ole Miss (Engineering)
- 1988 Wesley Walls, TE, Ole Miss (Engineering)
- 1989 Andy McCarroll, LB, Vanderbilt (English)
Bo Russell, DB, Miss. State (General Business)
- 1990 Sol Graves, QB, LSU (Zoology/Pre-Med)
- 1991 #Brad Culpepper, DT, Florida (History)
- 1994 Michael Gilmore, DB, Florida (Zoology)
- 1996 #Danny Wuerfell, QB, Florida (Journalism/PR)
- 1997 #Peyton Manning, QB, Tennessee (Speech Communication)
Chad Kessler, P, LSU (Microbiology)

- 1998 #Matt Stinchcomb, OT, Georgia (General Business)
Jeff Zurcher, S, Kentucky (English/Advertising)
- 2002 Hunter Hillenmeyer, LB, Vanderbilt (Human/Organ. Development)
Bradie James, LB, LSU (Criminology)
Jon Stinchcomb, OT, Georgia (Microbiology)
- 2003 Dontarrious Thomas, LB, Auburn (Management)
Rodney Reed, OL, LSU (Accounting)
Eli Manning, QB, Ole Miss (Marketing)
- 2004 #Michael Munoz, OL, Tennessee (Public Administration)
David Greene, QB, Georgia (Business)
- 2005 #Rudy Niswanger, OL, LSU (Kinesiology)
DeMeco Ryans, LB, Alabama (Management)
- 2006 Chris Leak, QB, Florida
- 2007 Jacob Tamme, TE, Kentucky
- 2009 #Tim Tebow, QB, Florida
- 2010 Greg McElroy, QB, Alabama
Derek Sherrod, OL, Miss. State
- 2011 Drew Butler, P, Georgia
- 2012 #Barrett Jones, C, Alabama
- 2013 Aaron Murray, QB, Georgia
- 2015 Taveze Calhoun, DB, Mississippi State
- 2016 Brooks Ellis, LB, Arkansas

- Recipient of the William V. Campbell Trophy, recognizing the scholar-athlete who most fully represents the ideals of The National Football Foundation. The award was presented for the first time at the 1990 Annual Awards Dinner. Since 1990 the trophy has become the most prestigious and desirable academic award in college football. It recognizes the best of both the football world and academic arena and in some circles it has been deemed the "Academic Heisman".



Current SEC Network analyst and former Georgia football player Matt Stinchcomb accepting the 1998 William V. Campbell Award.

HONORS & ACCOLADES

AFCA HONOREES

AFCA ACADEMIC ACHIEVEMENT AWARD WINNERS

The American Football Coaches Association Academic Achievement Award has been presented annually by the Touchdown Club of Memphis, Tenn., to the school with the highest graduation rate among members of its football team. The College Football Association presented the award from 1981-97.

Year	School	Honorable Mention (SEC Only)	Year	School	Honorable Mention (SEC Only)
1981	Duke		2002	Northwestern	Vanderbilt, Florida, Mississippi State
1982	Notre Dame		2003	Duke	Vanderbilt, South Carolina
1983	Notre Dame		2004	Boston College/Northwestern	Vanderbilt
1984	Notre Dame, Duke		2005	Duke, Northwestern	Ole Miss, Vanderbilt
1985	Virginia		2006	Southern Methodist	Auburn
1986	Virginia		2007	Northwestern, Notre Dame	Alabama, Florida, Mississippi State, Vanderbilt
1987	Duke	Vanderbilt	2008	Vanderbilt	Alabama, Florida, Georgia
1988	Notre Dame	Kentucky, Vanderbilt	2009	Notre Dame/Miami	Alabama, Florida, Vanderbilt
1989	Kentucky	Tennessee, Vanderbilt	2010	Northwestern/Rice	Arkansas, Auburn, Kentucky, LSU, Vanderbilt
1990	Duke	Vanderbilt	2011	Miami/Boise St.	Florida, LSU, Vanderbilt
1991	Notre Dame	Kentucky, Tennessee, Vanderbilt	2012	Northwestern/Stanford	Alabama, Ole Miss, Vanderbilt, Georgia, Missouri, Texas A&M
1992	Boston College	Florida, Mississippi State, Vanderbilt, TCU	2013	Georgia/Rice/ Stanford/Tulane	Alabama, Florida, Missouri, South Carolina, Texas A&M
1993	Duke	Kentucky, Ole Miss, Mississippi State, Tennessee	2014	Duke/Northwestern/ Notre Dame/Stanford	Alabama, Arkansas, Florida, Kentucky, Mississippi State
1994	Duke	Kentucky, Mississippi State, Vanderbilt	2015	Vanderbilt/Duke	Alabama, Florida, LSU, Mississippi State, Missouri, South Carolina
1995	Boston College	Mississippi State, S. Carolina, Vanderbilt	2016	Miami/Northwestern/ Stanford	Auburn, Florida, Kentucky, LSU, Ole Miss, Missouri, South Carolina, Texas A&M, Vanderbilt
1996	Boston College/Duke	Vanderbilt			
1997	Duke				
1998	Northwestern	Florida, Mississippi State, Tennessee, Vanderbilt			
1999	Duke	Georgia, Ole Miss, Mississippi State, Tennessee, Vanderbilt			
2000	Syracuse	Mississippi State, South Carolina			
2001	Vanderbilt	LSU, Mississippi State, South Carolina			

SCHOLAR-ATHLETE TEAM

1991

Offense
OL...Cal Dixon, Florida
OL...Greg Lahr, Kentucky

Defense
DL...Brad Culpepper,
Florida
DL...Scott Wharton, LSU
LB...Daniel Boyd,
Mississippi State

1992

Offense
OL...Alec Millen, Georgia
PK...Doug Pelfrey, Kentucky

Defense
DL...Owen Kelly, Arkansas
LB...Daniel Boyd,
Mississippi State
LB...Dean Wells, Kentucky

1993

Offense
OL...Chris Oliver, Arkansas
QB...Eric Zeier, Georgia

Defense
LB...Marty Moore, Kentucky
DB...Michael Gilmore,
Florida

1994

Offense
OL...Michael Blanchard,
LSU
PK...Matt Hawkins, Auburn
RB...Eric Lewis, Vanderbilt

Defense
DB...Michael Gilmore,
Florida

1995

Offense
PK...Matt Hawkins, Auburn

Defense
DL...Shannon Brown,
Alabama
DLB...Scott Galyon,
Tennessee
DL...Gabe Northern, LSU

1996

Offense
QB...Peyton Manning,
Tennessee
QB...Danny Wuerffel,
Florida

Defense
LB...Mike Schellenberger,
Kentucky
DL...Kyle Wicker, Ole Miss
DB...Lawrence Wright,
Florida

GOOD WORKS TEAM

1992

OL...Alec Millen, Georgia
PK...Doug Pelfry, Kentucky

1993

DL...Travis Jones, Georgia
DL...Kevin Carter, Florida

1994

WR...Leon Smith, Kentucky

1995

OL...Bubba Miller,
Tennessee
DL...Gabe Northern, LSU
QB...Brian Smith, Georgia

1996

QB...Peyton Manning,
Tennessee
QB...Danny Wuerffel,
Florida
LB...Mike Schellenberger,
Kentucky
DL...Kyle Wicker, Ole Miss
DB...Lawrence Wright,
Florida

1997

LB...Shane Burnham, South
Carolina
OT...Matt Stinchcomb,
Georgia
LB...Walker Jones, Ole Miss
QB...Peyton Manning,
Tennessee

1998

P...Jimmy Carter, Kentucky
PK...Jeff Hall, Tennessee
OT...Matt Stinchcomb,
Georgia

1999

LB...Corey Atkins,
South Carolina

LB...Haven Fields, Auburn
PK...Seth Hanson, Kentucky
RB...Deuce McAllister,
Ole Miss

2000

LB...Matt Layow, Kentucky
P...David Leaverton,
Tennessee
RB...Brett Millican, Georgia
QB...Romaro Miller,
Ole Miss
QB...Kevin Sides, South
Carolina

2001

QB...Rohan Davey, LSU
OT...Jon Stinchcomb,
Georgia

2002

OL...Antonio Hall, Kentucky
QB...Eli Manning, Ole Miss

2003

LB...Kevin Burnett,
Tennessee
QB...David Greene, Georgia
LB...Jamil Northcutt,
Ole Miss
DL...Reggie Torbor, Auburn

2004

CB...Antoine Huffman,
Kentucky
WR...Taqiy Muhammad,
South Carolina

2005

CB...Antoine Huffman,
Kentucky
QB...D.J. Shockley, Georgia
DB...Will Herring, Auburn
DE...Parys Haralson,
Tennessee

2007

FB...Jason Cook, Ole Miss
SS...Kelin Johnson, Georgia

2008

P...Tim Mashay, Kentucky

2009

QB...Tim Tebow, Florida
DL...Jeff Owens, Georgia

2011

TE...Aron White, Georgia
DL...Jacob Lewellen,
Kentucky

2012

C...Barrett Jones, Alabama
TE...Philip Lutzenkirchen,
Auburn

2013

PK...Carey Spear, Vanderbilt

2014

WR...Chris Conley, Georgia
OL...Max Godby, Kentucky
LB...Deterrian Shackelford,
Ole Miss

2015

LS...Andrew East,
Vanderbilt

2016

WR...Jonathan Wallace,
Auburn
SE...Malcolm Mitchell,
Georgia

2016

P...Landon Foster,
Kentucky
TE...Jeb Blazevich, Georgia
LB...Oren Burks, Vanderbilt



HONORS & ACCOLADES

SEC ANNUAL AWARD WINNERS

SEC PLAYER OF THE YEAR

- 1933 .. HB Beattie Feathers, Tennessee
- 1934 .. TB Dixie Howell, Alabama
- 1935 .. E Willie Geny, Vanderbilt
- 1936 .. C Walter Gilbert, Auburn
- 1937 .. C Carl Hinkle, Vanderbilt
- 1938 .. HB George Cafego, Tennessee
- 1939 .. E Ken Kavanaugh, LSU
- 1939 .. WB Bob Foxx, Tennessee
- 1940 .. E Erwin Elrod, Mississippi State
- 1941 .. FB Jack Jenkins, Vanderbilt
- 1942 .. TB Frank Sinkwich, Georgia
- 1943 .. No Selection Made
- 1944 .. HB Tom McWilliams, Mississippi State
- 1945 .. TB Harry Gilmer, Alabama
- 1946 .. HB Charley Trippi, Georgia
- 1947 .. TB Charlie Conerly, Ole Miss
- 1948 .. QB John Rauch, Georgia
- 1949 .. QB Travis Tidwell, Auburn
- 1950 .. QB Babe Parilli, Kentucky
- 1951 .. QB Bill Wade, Vanderbilt
- 1952 .. QB Jackie Parker, Mississippi State
- 1953 .. QB Jackie Parker, Mississippi State
- 1954 .. HB Art Davis, Mississippi State
- 1955 .. TB John Majors, Tennessee
- 1956 .. TB John Majors, Tennessee
- 1957 .. T Lou Michaels, Kentucky
- 1958 .. HB Billy Cannon, LSU
- 1959 .. HB Billy Cannon, LSU
- 1960 .. QB Jake Gibbs, Ole Miss
- 1961 .. QB Pat Trammell, Alabama
- 1962 .. HB Jerry Stovall, LSU
- 1963 .. QB Jimmy Sidle, Auburn
- 1964 .. FB Tucker Frederickson, Auburn
- 1965 .. QB Steve Sloan, Alabama
- 1966 .. QB Steve Spurrier, Florida
- 1967 .. E Bob Goodridge, Vanderbilt
- 1968 .. S Jake Scott, Georgia
- 1969 .. QB Archie Manning, Ole Miss
- 1970 .. QB Pat Sullivan, Auburn
- 1971 .. TB Johnny Musso, Alabama
- 1972 .. QB Terry Davis, Alabama
- 1973 .. TB Sonny Collins, Kentucky
- 1974 .. QB Rockey Felker, Mississippi State
- 1975 .. FB Jimmy DuBose, Florida
- 1976 .. QB Ray Goff, Georgia
- 1977 .. TB Charles Alexander, LSU
- 1978 .. TB Willie McClendon, Georgia
- 1979 .. RB Joe Cribbs, Auburn
- 1980 .. RB Herschel Walker, Georgia
- 1981 .. RB Herschel Walker, Georgia
- 1982 .. RB Herschel Walker, Georgia
- 1983 .. DT Reggie White, Tennessee
- 1984 .. QB Kerwin Bell, Florida
- 1985 .. RB Bo Jackson, Auburn
- 1986 .. LB Cornelius Bennett, Alabama
- 1987 .. WR Wendell Davis, LSU
- 1988 .. DT Tracy Rucker, Auburn
- 1989 .. RB Emmitt Smith, Florida
- 1990 .. QB Shane Matthews, Florida
- 1991 .. QB Shane Matthews, Florida
- 1992 .. RB Garrison Hearst, Georgia
- 1993 .. QB Heath Shuler, Tennessee
- 1994 .. QB Jay Barker, Alabama

- 1995 .. QB Danny Wuerffel, Florida
- 1996 .. QB Danny Wuerffel, Florida
- 1997 .. QB Peyton Manning, Tennessee
- 1998 .. QB Tim Couch, Kentucky
- 1999 .. RB Shaun Alexander, Alabama
- 2000 .. RB Rudi Johnson, Auburn
- 2001 .. QB Rex Grossman, Florida
- 2002 .. DE David Pollack, Georgia

SEC OFFENSIVE PLAYER OF THE YEAR

- 2003 .. QB Eli Manning, Ole Miss
- 2004 .. QB Jason Campbell, Auburn
- 2005 .. QB Jay Cutler, Vanderbilt
- 2006 .. RB Darren McFadden, Arkansas
- 2007 .. RB Darren McFadden, Arkansas
- 2008 .. QB Tim Tebow, Florida
- 2009 .. QB Tim Tebow, Florida
- 2010 .. QB Cam Newton, Auburn
- 2011 .. RB Trent Richardson, Alabama
- 2012 .. QB Johnny Manziel, Texas A&M
- 2013 .. RB Tre Mason, Auburn
- 2014 .. WR Amari Cooper, Alabama
- 2015 .. RB Derrick Henry, Alabama
- 2016 .. QB Jalen Hurts, Alabama

SEC DEFENSIVE PLAYER OF THE YEAR

- 2003 .. DT Chad Lavalais, LSU
- 2004 .. DE David Pollack, Georgia
- 2005 .. LB DeMecco Ryans, Alabama
- 2006 .. LB Patrick Willis, Ole Miss
- 2007 .. DT Glenn Dorsey, LSU
- 2008 .. DB Eric Berry, Tennessee
- 2009 .. LB Rolando McClain, Alabama
- 2010 .. DB Patrick Peterson, LSU
- 2011 .. DB Morris Claiborne, LSU
- 2012 .. DL Jadeveon Clowney, South Carolina
- 2013 .. LB C.J. Mosley, Alabama
DE Michael Sam, Missouri
- 2014 .. DL Shane Ray, Missouri
- 2015 .. LB Reggie Ragland, Alabama
- 2016 .. DL Jonathan Allen, Alabama

SEC SPECIAL TEAMS PLAYER OF THE YEAR

- 2004 .. RB Carnell Williams, Auburn
- 2005 .. RS Skyler Green, LSU
- 2006 .. PK John Vaughn, Auburn
- 2007 .. RS Felix Jones, Arkansas
- 2008 .. RS Brandon James, Florida
- 2009 .. RS Javier Arenas, Alabama
- 2010 .. RS Patrick Peterson, LSU
- 2011 .. RS Joe Adams, Arkansas
- 2012 .. PK Caleb Sturgis, Florida
RS Ace Sanders, South Carolina
- 2013 .. KR Christion Jones, Alabama
- 2014 .. AP/RS Marcus Murphy, Missouri
- 2015 .. DB Evan Berry, Tennessee
- 2016 .. PK Daniel Carlson, Auburn

SEC FRESHMAN OF THE YEAR

*From 1986-98, selected by Knoxville News-Sentinel.
From 1999-Present, selected by SEC coaches.

- 1986 .. QB Tommy Hodson, LSU
- 1987 .. RB Emmitt Smith, Florida
- 1988 .. No selection made
- 1989 .. No selection made

HONORS & ACCOLADES

- 1990 . . RB Garrison Hearst, Georgia
LB James Willis, Auburn
- 1991 . . QB Eric Zeier, Georgia
- 1992 . . QB Steve Tanneyhill, South Carolina
ILB Randall Godfrey, Georgia
- 1993 . . QB Danny Wuerffel, Florida
- 1994 . . QB Peyton Manning, Tennessee
- 1995 . . RB Kevin Faulk, LSU
DL Anthony McFarland, LSU
DB Martavious Houston, Auburn
- 1996 . . RB Derick Logan, Kentucky
DB Mark Roman, LSU
- 1997 . . RB Jamal Lewis, Tennessee
- 1998 . . QB Quincy Carter, Georgia
- 1999 . . WR Ronney Daniels, Auburn
- 2000 . . WR Jabar Gaffney, Florida
- 2001 . . QB David Greene, Georgia
- 2002 . . RB Kwane Doster, Vanderbilt
- 2003 . . QB Chris Leak, Florida
- 2004 . . LB Brandon Siler, Florida
- 2005 . . RB Darren McFadden, Arkansas
- 2006 . . WR Percy Harvin, Florida
- 2007 . . RB Knowshon Moreno, Georgia
- 2008 . . WR A.J. Green, Georgia
- 2009 . . RB Warren Norman, Vanderbilt
- 2010 . . RB Marcus Lattimore, South Carolina
- 2011 . . DL Jadeveon Clowney, South Carolina
- 2012 . . QB Johnny Manziel, Texas A&M
- 2013 . . WR Laquon Treadwell, Ole Miss
- 2014 . . RB Nick Chubb, Georgia
- 2015 . . WR Christian Kirk, Texas A&M
- 2016 . . QB Jalen Hurts, Alabama

SEC SCHOLAR-ATHLETE OF THE YEAR

- 2003 . . Dontarrious Thomas, Auburn
- 2004 . . David Greene, Georgia
- 2005 . . Rudy Niswanger, LSU
- 2006 . . Hayden Lane, Kentucky
- 2007 . . Jacob Tamme, Kentucky
- 2008 . . Tim Tebow, Florida
- 2009 . . Tim Tebow, Florida
- 2010 . . Greg McElroy, Alabama
- 2011 . . Barrett Jones, Alabama
- 2012 . . Barrett Jones, Alabama
- 2013 . . Aaron Murray, Georgia
- 2014 . . Chris Conley, Georgia
- 2015 . . Ryan Kelly, Alabama
- 2016 . . Brooks Ellis, Arkansas

JACOBS BLOCKING TROPHY

- 1935 . . Riley Smith, Alabama
- 1936 . . Billy May, LSU
- 1937 . . Leroy Monsky, Alabama
- 1938 . . Sam Bartholomew, Tennessee
- 1939 . . Sam Bartholomew, Tennessee
- 1940 . . Lloyd Cheatham, Auburn
- 1941 . . Jack Jenkins, Vanderbilt
- 1942 . . Jack Jenkins, Vanderbilt
- 1943 . . John Steber, Georgia Tech
- 1944 . . Billy Bevis, Tennessee
- 1945 . . Billy Bevis, Tennessee
- 1946 . . Hal Self, Alabama
- 1947 . . Buddy Bowen, Ole Miss
- 1948 . . Truitt Smith, Mississippi State
- 1949 . . Butch Avinger, Alabama
- 1950 . . Butch Avinger, Alabama
- 1951 . . Jimmy Hahn, Tennessee

- 1952 . . John Michels, Tennessee
- 1953 . . Crawford Mims, Ole Miss
- 1954 . . Charles Evans, Mississippi State
- 1955 . . Paige Cothren, Ole Miss
- 1956 . . Stockton Adkins, Tennessee
- 1957 . . Stockton Adkins, Tennessee
- 1958 . . J. W. Brodnax, LSU
- 1959 . . Jim Cartwright, Tennessee
- 1960 . . Jim Cartwright, Tennessee
- 1961 . . Billy Neighbors, Alabama
- 1962 . . Butch Wilson, Alabama
- 1963 . . Tucker Frederickson, Auburn
- 1964 . . Tucker Frederickson, Auburn
- 1965 . . Hal Wantland, Tennessee
- 1966 . . Cecil Dowdy, Alabama
- 1967 . . Bob Johnson, Tennessee
- 1968 . . Brad Johnson, Georgia
- 1969 . . Chip Kell, Tennessee
- 1970 . . Chip Kell, Tennessee
- 1971 . . Royce Smith, Georgia
- 1972 . . John Hannah, Alabama
- 1973 . . Buddy Brown, Alabama
- 1974 . . Sylvester Croom, Alabama
- 1975 . . Randy Johnson, Georgia
- 1976 . . Warren Bryant, Kentucky
- 1977 . . Bob Cryder, Alabama
- 1978 . . Robert Dugas, LSU
- 1979 . . Dwight Stephenson, Alabama
- 1980 . . Nat Hudson, Georgia
- 1981 . . Wayne Harris, Mississippi State
- 1982 . . Wayne Harris, Mississippi State
- 1983 . . Guy McIntyre, Georgia
- 1984 . . Lomas Brown, Florida
- 1985 . . Peter Anderson, Georgia
- 1986 . . Wes Neighbors, Alabama
- 1987 . . Harry Galbreath, Tennessee
- 1988 . . Howard Cross, Alabama
- 1989 . . Eric Still, Tennessee
- 1990 . . Antone Davis, Tennessee
- 1991 . . Cal Dixon, Florida
- 1992 . . Everett Lindsay, Ole Miss
- 1993 . . Tobie Sheils, Alabama
- 1994 . . Jason Odom, Florida
- 1995 . . Jason Odom, Florida
- 1996 . . Donnie Young, Florida
- 1997 . . Alan Faneca, LSU
- 1998 . . Matt Stinchcomb, Georgia
- 1999 . . Chris Samuels, Alabama
- 2000 . . Kenyatta Walker, Florida
- 2001 . . Kendall Simmons, Auburn
- 2002 . . Shawn Andrews, Arkansas
- 2003 . . Shawn Andrews, Arkansas
- 2004 . . Wesley Britt, Alabama
- 2005 . . Marcus McNeill, Auburn
- 2006 . . Arron Sears, Tennessee
- 2007 . . Andre Smith, Alabama
Jonathan Luigs, Arkansas
- 2008 . . Michael Oher, Ole Miss
- 2009 . . Ciron Black, LSU
- 2010 . . Lee Ziebma, Auburn
- 2011 . . Barrett Jones, Alabama
- 2012 . . Luke Joeckel, Texas A&M
- 2013 . . Jake Matthews, Texas A&M
- 2014 . . La'el Collins, LSU
- 2015 . . Ryan Kelly, Alabama
Sebastian Tretola, Arkansas
- 2016 . . Cam Robinson, Alabama



HONORS & ACCOLADES

COACHES' ALL-SEC

1984

OFFENSE

WR . . . Chuck Scott, Vandy
 WR . . . Eric Martin, LSU
 *TE . . . Jim Popp, Vandy
 *TE . . . Corwyn Aldredge, MSU
 OT . . . Lomas Brown, Fla.
 OT . . . Lance Smith, LSU
 OG . . . Bill Mayo, Tenn.
 OG . . . Jeff Lott, Aub.
 C . . . Phil Bromley, Fla.
 QB . . . Kurt Page, Vandy
 RB . . . Dalton Hilliard, LSU
 RB . . . Johnnie Jones, Tenn.
 PK . . . Kevin Butler, Ga.

DEFENSE

DE . . . Freddie Joe Nunn, Miss.
 DE . . . Alonzo Johnson, Fla.
 DT . . . Jon Hand, Ala.
 DT . . . Ben Thomas, Aub.
 DG . . . Tim Newton, Fla.
 LB . . . Gregg Carr, Aub.
 *LB . . . Cornelius Bennett, Ala.
 *LB . . . Knox Culpepper, Ga.
 DB . . . Jeff Sanchez, Ga.
 DB . . . Paul Calhoun, Ky.
 DB . . . Liffort Hobbly, LSU
 DB . . . Jeffery Dale, LSU
 P . . . Ricky Anderson, Vandy

1985

OFFENSE

WR . . . Tim McGee, Tenn.
 WR . . . Al Bell, Ala.
 TE . . . Jim Popp, Vandy
 OL . . . Will Wolford, Vandy
 OL . . . Jeff Zimmerman, Fla.
 OL . . . Bruce Wilkerson, Tenn.
 OL . . . Steve Wallace, Aub.
 C . . . Peter Anderson, Ga.
 QB . . . Mike Shula, Ala.
 RB . . . Bo Jackson, Aub.
 RB . . . Dalton Hilliard, LSU
 PK . . . Carlos Reveiz, Tenn.

DEFENSE

L . . . Jon Hand, Ala.
 L . . . Gerald Williams, Aub.
 L . . . Roland Barbay, LSU
 L . . . Greg Waters, Ga.
 G . . . Harold Hallman, Aub.
 LB . . . Michael Brooks, LSU
 LB . . . Alonzo Johnson, Fla.
 LB . . . Cornelius Bennett, Ala.
 LB . . . Dale Jones, Tenn.
 DB . . . Chris White, Tenn.
 DB . . . Tom Powell, Aub.
 DB . . . John Little, Ga.
 DB . . . Norman Jefferson, LSU
 DB . . . Freddie Robinson, Ala.
 P . . . Bill Smith, Miss.

1986

OFFENSE

WR . . . Wendell Davis, LSU
 WR . . . Ricky Nattiel, Fla.
 TE . . . Brian Kinchen, LSU
 OL . . . Eric Andolsek, LSU
 OL . . . Bruce Wilkerson, Tenn.
 OL . . . Jeff Zimmerman, Fla.
 OL . . . Wilbur Strozier, Ga.
 *C . . . Wes Neighbors, Ala.
 *C . . . Ben Tamburello, Aub.
 *QB . . . Don Smith, MSU
 *QB . . . Tommy Hodson, LSU
 RB . . . Brent Fullwood, Aub.
 RB . . . Bobby Humphrey, Ala.
 PK . . . Van Tiffin, Ala.

DEFENSE

L . . . Tracy Rucker, Aub.
 L . . . Henry Thomas, LSU
 L . . . Roland Barbay, LSU
 LB . . . Jeff Herrod, Miss.
 LB . . . Toby Caston, LSU
 OLB . . . Cornelius Bennett, Ala.
 *OLB . . . Aundray Bruce, Aub.
 *OLB . . . Dale Jones, Tenn.
 DB . . . Stevon Moore, Miss.
 DB . . . Freddie Robinson, Ala.
 OB . . . Jarvis Williams, Fla.
 *DB . . . Adrian White, Fla.
 *DB . . . Jeff Noblin, Miss.
 P . . . Bill Smith, Miss.

1987

OFFENSE

WR . . . Wendell Davis, LSU
 WR . . . Lawyer Tillman, Aub.
 *TE . . . Howard Cross, Ala.
 *TE . . . Walter Reeves, Aub.
 OL . . . Kim Stephens, Ga.
 OL . . . Stacy Searels, Aub.
 OL . . . Harry Galbreath, Tenn.
 OL . . . Eric Andolsek, LSU
 C . . . Nacho Albergamo, LSU
 *QB . . . Jeff Burger, Aub.
 *QB . . . Tommy Hodson, LSU
 RB . . . Bobby Humphrey, Ala.
 RB . . . Emmitt Smith, Fla.
 PK . . . Win Lyle, Aub.

DEFENSE

T . . . Tracy Rucker, Aub.
 T . . . Jerry Reese, Ky.
 G . . . Darrell Phillips, LSU
 LB . . . Kurt Crain, Aub.
 LB . . . John Brantley, Ga.
 OLB . . . Aundray Bruce, Aub.
 OLB . . . Derrick Thomas, Ala.
 DB . . . Kevin Porter, Aub.
 DB . . . Louis Oliver, Fla.
 DB . . . Jarvis Williams, Fla.
 DB . . . Chris Carrier, LSU
 P . . . Brian Shulman, Aub.

1988

OFFENSE

WR . . . Boo Mitchell, Vandy
 WR . . . Tony Moss, LSU
 TE . . . Wesley Walls, Miss.
 OL . . . Ralph Norwood, LSU
 OL . . . David Williams, Fla.
 *OL . . . Larry Rose, Ala.
 *OL . . . Eric Still, Tenn.
 *OL . . . Jim Thompson, Aub.
 C . . . Todd Wheeler, Ga.
 QB . . . Tommy Hodson, LSU
 RB . . . Tim Worley, Ga.
 *RB . . . Eddie Fuller, LSU
 *RB . . . Emmitt Smith, Fla.
 PK . . . David Brownlyke, LSU

DEFENSE

T . . . Trace Armstrong, Fla.
 T . . . Tracy Rucker, Aub.
 *MG . . . Bill Goldberg, Ga.
 *MG . . . Darrell Phillips, LSU
 *MG . . . Jeff Roth, Fla.
 LB . . . Keith DeLong, Tenn.
 LB . . . Quentin Riggins, Aub.
 OLB . . . Eric Hill, LSU
 OLB . . . Derrick Thomas, Ala.
 DB . . . Carlo Cheattom, Aub.
 DB . . . Louis Oliver, Fla.
 DB . . . Todd Sandroni, Miss.
 DB . . . Ben Smith, Ga.
 P . . . Brian Shulman, Aub.

1989

OFFENSE

WR . . . Tony Moss, LSU
 WR . . . Willie Green, Miss.
 TE . . . Lamonde Russell, Ala.
 OL . . . John Durden, Fla.
 OL . . . Ed King, Aub.
 OL . . . Eric Still, Tenn.
 *OL . . . Terrill Chatman, Ala.
 *OL . . . Antone Davis, Tenn.
 *OL . . . Mike Pfeifer, Ky.
 C . . . John Hudson, Aub.
 QB . . . Gary Hollingsworth, Ala.
 RB . . . Emmitt Smith, Fla.
 RB . . . Chuck Webb, Tenn.
 PK . . . Philip Doyle, Ala.
 *Tied for the position

DEFENSE

DT . . . Oliver Barnett, Ky.
 DT . . . Marion Hobby, Tenn.
 MG . . . Willie Wyatt, Ala.
 ILB . . . Keith McCants, Ala.
 ILB . . . Quentin Riggins, Aub.
 OLB . . . Huey Richardson, Fla.
 *OLB . . . Tony Bennett, Miss.
 *OLB . . . Craig Ogletree, Aub.
 DB . . . Richard Fain, Fla.
 DB . . . John Mangum, Ala.
 DB . . . Ben Smith, Ga.
 DB . . . Efrum Thomas, Ala.
 P . . . Kent Elmore, Tenn.

1990

OFFENSE

WR . . . Todd Kinchen, LSU
 WR . . . Carl Pickens, Tenn.
 TE . . . Kirk Kirkpatrick, Fla.
 OL . . . Terrill Chatman, Ala.
 OL . . . Antone Davis, Tenn.
 OL . . . Ed King, Aub.
 *OL . . . Charles McRae, Tenn.
 *OL . . . Rob Selby, Aub.
 *C . . . Blake Miller, LSU
 *C . . . Roger Shultz, Ala.
 QB . . . Shane Matthews, Fla.
 RB . . . Randy Baldwin, Miss.
 RB . . . Tony Thompson, Tenn.
 PK . . . Phillip Doyle, Ala.

DEFENSE

DL . . . Kelvin Pritchett, Miss.
 DL . . . David Rucker, Aub.
 DL . . . George Thornton, Ala.
 ILB . . . Randy Holleran, Ky.
 ILB . . . John Sullins, Ala.
 OLB . . . Godfrey Myles, Fla.
 OLB . . . Huey Richardson, Fla.
 DB . . . Dale Carter, Tenn.
 DB . . . Richard Fain, Fla.
 DB . . . Efrum Thomas, Ala.
 DB . . . Will White, Fla.
 P . . . David Lawrence, Vandy

1991

OFFENSE

WR . . . Todd Kinchen, LSU
 WR . . . Carl Pickens, Tenn.
 TE . . . Victor Hall, Aub.
 OL . . . Eddie Blake, Aub.
 OL . . . Hesham Ismail, Fla.
 OL . . . Tom Myslinski, Tenn.
 *OL . . . John James, MSU
 *OL . . . Kevin Mawae, LSU
 C . . . Cal Dixon, Fla.
 QB . . . Shane Matthews, Fla.
 RB . . . Corey Harris, Vandy
 RB . . . Siran Stacy, Ala.
 PK . . . Arden Czewzewski, Fla.

DEFENSE

DL . . . Brad Culpepper, Fla.
 DL . . . Robert Stewart, Ala.
 DL . . . Nate Williams, MSU
 ILB . . . Tim Paulk, Fla.
 ILB . . . Dwayne Simmons, Ga.
 OLB . . . Ephesians Bartley, Fla.
 OLB . . . Darryl Hardy, Tenn.
 DB . . . Corey Barlow, Aub.
 DB . . . Dale Carter, Tenn.
 DB . . . Jeremy Lincoln, Tenn.
 DB . . . Will White, Fla.
 P . . . Shayne Edge, Fla.
 *Tied for the position

1992

OFFENSE - FIRST TEAM

WR . . . Andre Hastings, Ga.
 WR . . . Willie Jackson, Fla.
 TE . . . Kirk Botkin, Ark.
 OL . . . Everett Lindsay, Miss.
 OL . . . Ernest Dye, USC
 OL . . . Mike Stowell, Tenn.
 OL . . . John James, MSU
 C . . . Tobie Sheils, Ala.
 QB . . . Shane Matthews, Fla.
 RB . . . Garrison Hearst, Ga.
 RB . . . James Bostic, Ala.
 PK . . . Scott Etheridge, Aub.

OFFENSE - SECOND TEAM

WR . . . Eddie Small, Miss.
 WR . . . Willie Harris, MSU
 TE . . . Pat Akos, Vandy
 OL . . . Chris Gray, Aub.
 OL . . . Alec Millen, Ga.
 OL . . . George Wilson, Ala.
 OL . . . Kevin Mawae, LSU
 C . . . Lee Ford, MSU
 QB . . . Eric Zeier, Ga.
 RB . . . Derrick Lassic, Ala.
 RB . . . Cory Philpot, Miss.
 PK . . . Doug Pelfrey, Ky.
 *Tied for the position

DEFENSE - FIRST TEAM

DL . . . Eric Curry, Ala.
 DL . . . John Copeland, Ala.
 DL . . . Todd Kelly, Tenn.
 ILB . . . Derrick Oden, Ala.
 ILB . . . James Willis, Aub.
 *OLB . . . Mitch Davis, Ga.
 *OLB . . . Lemanski Hall, Ala.
 DB . . . Antonio Langham, Ala.
 DB . . . George Teague, Ala.
 DB . . . Will White, Fla.
 DB . . . Johnny Dixon, Miss.
 P . . . Todd Jordan, MSU

DEFENSE - SECOND TEAM

DL . . . Chad Brown, Miss.
 DL . . . Greg Jackson, Ga.
 *DL . . . Jerome Brown, MSU
 *DL . . . Gary Rogers, Vandy
 ILB . . . Daniel Boyd, MSU
 *ILB . . . Dewayne Dotson, Miss.
 *ILB . . . Carlton, Miles, Fla.
 OLB . . . Marc Woodard, MSU
 OLB . . . Karekin Cunningham, Aub.
 DB . . . Jeff Brothers, Vandy
 DB . . . Frank Adams, USC
 DB . . . Danny Boyd, Miss.
 *DB . . . Tony Watkins, USC
 *DB . . . Orlando Watters, Ark.
 P . . . Pete Raether, Ark.

1993

OFFENSE - FIRST TEAM

WR . . . David Palmer, Ala.
 WR . . . Cory Fleming, Tenn.
 TE . . . Shannon Mitchell, Ga.

HONORS & ACCOLADES

OL... Wayne Gandy, Aub.
 OL... Bernard Williams, Ga.
 OL... Jeff Smith, Tenn.
 OL... Reggie Green, Fla.
 C... Tobie Sheils, Ala.
 QB... Heath Shuler, Tenn.
 RB... Errict Rhett, Fla.
 RB... James Bostic, Aub.
 PK... Michael Proctor, Ala.

OFFENSE - SECOND TEAM

WR... Brice Hunter, Ga.
 WR... Jack Jackson, Fla.
 TE... Harold Bishop, LSU
 OL... Jason Odom, Fla.
 OL... Ryan Bell, Vandy
 OL... Isaac Davis, Ark.
 OL... Anthony Redmon, Aub.
 C... Kevin Mawae, LSU
 QB... Eric Zeier, Ga.
 RB... Charlie Garner, Tenn.
 RB... Brandon Bennett, USC
 PK... John Becksvoort, Tenn.

DEFENSE - FIRST TEAM

DL... Henry Ford, Ark.
 DL... William Gaines, Fla.
 DL... Jeremy Nunley, Ala.
 OLB... Dwayne Dotson, Ole Miss
 OLB... Ernest Dickson, USC*
 OLB... Lemanski Hall, Ala.*
 ILB... Marty Moore, Ky.
 ILB... Randall Godfrey, Ga.
 DB... Antonio Langham, Ala.
 DB... Marcus Jenkins, Ky.
 DB... Orlando Watters, Ark.
 DB... Johnny Dixon, Ole Miss
 P... Terry Daniel, Aub.

DEFENSE - SECOND TEAM

DL... Stacy Evans, USC
 DL... Alan Young, Vandy
 DL... James Wilson, Tenn.
 OLB... Mitch Davis, Ga.
 OLB... Cassius Ware, Ole Miss
 ILB... Abdul Jackson, Ole Miss
 ILB... Juan Long, MSU
 DB... Alundis Brice, Ole Miss
 DB... Chris Shelling, Aub.
 DB... Calvin Jackson, Aub.
 DB... Walt Harris, MSU*
 DB... Jason Parker, Tenn.*
 P... Shayne Edge, Fla.

1994

OFFENSE - FIRST TEAM

WR... Jack Jackson, Fla.
 WR... Frank Sanders, Aub.
 TE... David LaFleur, LSU
 OL... Jason Odom, Fla.
 OL... Kevin Mays, Tenn.
 OL... Jesse James, MSU
 *OL... Jon Stevenson, Ala.
 *OL... Willie Anderson, Aub.
 C... Shannon Roubique, Aub.
 QB... Jay Barker, Ala.
 RB... Sherman Williams, Ala.
 RB... Stephen Davis, Aub.
 PK... Michael Proctor, Ala.

OFFENSE - SECOND TEAM

WR... Eric Moulds, MSU
 WR... Hason Graham, Ga.
 *TE... Andy Fuller, Aub.
 *TE... Kendell Watkins, MSU
 OL... Jeff Smith, Tenn.
 OL... Steve Roberts
 OL... Jason Layman, Tenn.
 OL... Jeff Miller, Miss.
 C... Brian Anderson, MSU
 QB... Eric Zeier, Ga.
 RB... James Stewart, Tenn.

RB... Kevin Bouie, MSU
 PK... Judd Davis, Fla.

DEFENSE - FIRST TEAM

DL... Kevin Carter, Fla.
 DL... Mike Pelton, Aub.
 DL... Ellis Johnson, Fla.
 ILB... Abdul Jackson, Miss.
 ILB... Dwayne Curry, MSU
 OLB... Ben Hanks, Fla.
 OLB... Gabe Northern, LSU
 DB... Larry Kennedy, Fla.
 DB... Brian Robinson, Aub.
 DB... Walt Harris, MSU
 *DB... Willie Gaston, Ala.
 *DB... Alundis Brice, Miss.
 P... Daniel, Aub.

DEFENSE - SECOND TEAM

DL... Shannon Brown, Ala.
 DL... Ben Talley, Tenn.
 DL... Dameian Jeffries, Ala.
 DL... Dexter Daniels, Fla.
 ILB... Anthony Harris, Aub.
 OLB... Marcellus Mostella, Aub.
 OLB... Ralph Staten, Ala.
 DB... Jason Parker, Tenn.
 DB... Tommy Johnson, Ala.
 DB... Sam Shade, Ala.
 DB... Melvin Johnson, Ky.
 P... Shayne Edge, Fla.

1995

OFFENSE - FIRST TEAM

TE... Andy Fuller, Aub.
 OL... Jason Odom, Fla.
 OL... Reggie Green, Fla.
 OL... Willie Anderson, Aub.
 OL... Jason Layman, Tenn.
 C... Jeff Smith, Tenn.
 WR... Chris Doering, Fla.
 WR... Eric Moulds, MSU
 Qb... Peyton Manning, Tenn.
 RB... Moe Williams, Ky.
 RB... Madre Hill, Ark.
 PK... Jeff Hall, Tenn.

OFFENSE - SECOND TEAM

TE... Kris Mangum, Miss.
 OL... Bubba Miller, Tenn.
 OL... Donnie Young, Fla.
 OL... Verl Mitchell, Ark.
 OL... Troy Stark, Ga.
 C... Shannon Roubique, Aub.
 WR... Ike Hilliard, Fla.
 WR... Eddie Kennison, LSU
 WR... Sheddric Wilson, LSU
 QB... Danny Wuerffel, Fla.
 RB... Jay Graham, Tenn.
 RB... Stephen Davis, Aub.
 PK... Michael Proctor, Ala.

DEFENSE - FIRST TEAM

DL... Shannon Brown, Ala.
 DL... Mark Campbell, Fla.
 DL... Steven Conley, Ark.
 OLB... Gabe Northern, LSU
 OLB... Ben Hanks, Fla.
 ILB... Dexter Daniels, Fla.
 ILB... Mark Smith, Ark.
 DB... Anthon Lott, Fla.
 DB... Lawrence Wright, Fla.
 DB... Walt Harris, MSU
 DB... DeRon Jenkins, Tenn.
 P... Chad Kessler, LSU

DEFENSE - SECOND TEAM

DL... Junior Soli, Ark.
 DL... James Manley, Vandy
 DL... Shane Burton, Tenn.
 OLB... Marcellus Mostella, Aub.
 OLB... Phillip Daniels, Ga.

ILB... John Walters, Ala.
 ILB... Dwayne Curry, MSU
 DB... Corey Johnson, Ga.
 DB... Ben Washington, USC
 DB... Tracy Cantlope, Ark.
 DB... Reggie Rusk, Vandy
 P... Bill Marinangel, Vandy

1996

OFFENSE - FIRST TEAM

TE... David LaFleur, LSU
 OL... Donnie Young, Florida
 OL... Adam Meadows, Georgia
 OL... Brent Smith, Miss. State
 OL... Alan Faneca, LSU
 C... Jeff Mitchell, Florida
 WR... Joey Kent, Tennessee
 WR... Ike Hilliard, Florida
 WR... Reidel Anthony, Florida
 QB... Danny Wuerffel, Florida
 RB... Duce Staley, South Carolina
 RB... Kevin Faulk, LSU
 PK... Jeff Hall, Tennessee
 PK... Jaret Holmes, Auburn

DEFENSE - FIRST TEAM

DL... Leonard Little, Tennessee
 DL... Michael Myers, Alabama
 DL... Ed Chester, Florida
 OLB... Dwayne Rudd, Alabama
 OLB... Ralph Staten, Alabama
 ILB... Jamie Duncan, Vanderbilt
 ILB... James Bates, Florida
 ILB... Takeo Spikes, Auburn
 DB... Kevin Jackson, Alabama
 DB... Lawrence Wright, Florida
 DB... Fred Weary, Florida
 DB... Anthon Lott, Florida
 DB... Terry Fair, Tennessee
 P... Bill Marinangel, Vanderbilt

OFFENSE - SECOND TEAM

TE... Kris Mangum, Ole Miss
 OL... Randy Wheeler, South Carolina
 OL... Victor Riley, Auburn
 OL... Ben Bordelon, LSU
 OL... Matt Stinchcomb, Georgia
 OL... Russ Brown, Arkansas
 C... John Causey, Alabama
 WR... Hines Ward, Georgia
 WR... Tyrone Goodson, Auburn
 QB... Peyton Manning, Tennessee
 RB... Dennis Riddle, Alabama
 RB... Jay Graham, Tennessee
 PK... Tim Montz, Ole Miss

DEFENSE - SECOND TEAM

DL... Chris Hood, Alabama
 DL... Anthony McFarland, LSU
 DL... Melvin Bradley, Arkansas
 DL... Jimmy Brumbaugh, Auburn &
 OLB... Darren Hambrick, South Carolina
 OLB... Brandon Tolbert, Georgia
 OLB... C.J. McLain, Arkansas
 ILB... Paul Lacoste, Miss. State
 ILB... Greg Bright, Georgia
 DB... Martavius Houston, Auburn
 DB... Deshea Townsend, Alabama
 DB... Fernando Bryant, Alabama
 DB... Corey Johnson, Georgia
 P... Andy Russ, Miss. State

1997

OFFENSE - FIRST TEAM

TE... Rufus French, Ole Miss
 OL... Alan Faneca, LSU
 OL... Robert Hicks, Miss. State
 OL... Victor Riley, Auburn
 OL... Matt Stinchcomb, Georgia
 C... Todd McClure, LSU

WR... Jacquez Green, Florida
 WR... Hines Ward, Georgia
 QB... Peyton Manning, Tennessee
 RB... Fred Taylor, Florida
 RB... Kevin Faulk, LSU
 PK... Jaret Holmes, Auburn

DEFENSE - FIRST TEAM

DL... Chuck Wiley, LSU
 DL... Mike Moten, Florida
 DL... Greg Favors, Miss. State
 OLB... Jevon Kearse, Florida
 OLB... Al Wilson, Tennessee
 ILB... Jamie Duncan, Vanderbilt
 ILB... Takeo Spikes, Auburn
 DB... Fred Weary, Florida
 DB... Champ Bailey, Georgia
 DB... Cedric Donaldson, LSU
 DB... Corey Chavous, Vanderbilt
 DB... Terry Fair, Tennessee
 P... Chad Kessler, LSU

OFFENSE - SECOND TEAM

TE... Rod Rutledge, Alabama
 OL... Brandon Burlsworth, Arkansas
 OL... Devon Coburn, Ole Miss
 OL... Jeno James, Auburn
 OL... Chris Samuels, Alabama
 OL... John Schlarman, Kentucky
 C... Trey Teague, Tennessee
 WR... Marcus Nash, Tennessee
 WR... Craig Yeast, Kentucky
 QB... Dameyune Craig, Auburn
 RB... Robert Edwards, Georgia
 RB... Jamal Lewis, Tennessee
 RB... John Avery, Ole Miss
 PK... Brian Hazelwood, Miss. State

DEFENSE - SECOND TEAM

DL... Jonathan Brown, Tennessee
 DL... Melvin Bradley, Arkansas
 DL... Jimmy Brumbaugh, Auburn &
 OLB... Carlton Hall, Vanderbilt
 OLB... Broc Kreitz, Ole Miss
 ILB... Leonard Little, Tennessee
 ILB... Greg Bright, Georgia
 DB... Teako Brown, Florida
 DB... Deshea Townsend, Alabama
 DB... Brad Ware, Auburn
 DB... Tremayne Martin, Kentucky
 DB... Fernando Bryant, Alabama
 P... Jeff Walker, Miss. State

1998

OFFENSE - FIRST TEAM

TE... Rufus French, Ole Miss
 OL... Matt Stinchcomb, Georgia
 OL... Brandon Burlsworth, Arkansas
 OL... Zach Piller, Florida
 OL... Chris Terry, Georgia
 C... Todd McClure, LSU
 WR... Craig Yeast, Kentucky
 WR... Travis McGriff, Florida
 QB... Tim Couch, Kentucky
 RB... James Johnson, Miss. State
 RB... Kevin Faulk, LSU
 PK... Jeff Hall, Tennessee

OFFENSE - SECOND TEAM

TE... Larry Brown, Georgia
 OL... Randy Thomas, Miss. State
 OL... Chris Samuels, Alabama
 OL... Chad Clifton, Tennessee
 OL... Kris Comstock, Kentucky
 OL... Cozey Coleman, Tennessee
 C... Eric Allen, Miss. State
 C... Jamar Nesbit, South Carolina
 WR... Peerless Price, Tennessee
 WR... Anthony Lucas, Arkansas
 QB... Quincy Carter, Georgia
 RB... Shaun Alexander, Alabama
 RB... Deuce McAllister, Ole Miss



HONORS & ACCOLADES

PK... Todd Latourette, Arkansas

DEFENSE - FIRST TEAM

DL... Anthony McFarland, LSU
DL... Reggie McGrew, Florida
DL... Leonardo Carson, Auburn
DL... Melvin Bradley, Arkansas
OLB... Jevon Kearse, Florida
OLB... Raynoch Thompson, Tenn.
ILB... Al Wilson, Tennessee
ILB... Johnny Rutledge, Florida
DB... Zac Painter, Arkansas
DB... Champ Bailey, Georgia
DB... Teako Brown, Florida
DB... Tony George, Florida
DB... Fernando Bryant, Alabama
P... Daniel Pope, Alabama

DEFENSE - SECOND TEAM

DL... Ed Chester, Florida
DL... Darwin Walker, Tennessee
DL... Edward Smith, Miss. State
OLB... Orantes Grant, Georgia
OLB... Mike Peterson, Florida
ILB... Barrin Simpson, Miss. State
ILB... Jamie Winborn, Vanderbilt
DB... Kirby Smart, Georgia
DB... Mark Roman, LSU
DB... Dwayne Goodrich, Tennessee
DB... Rob Pate, Auburn
DB... Gary Thigpen, Ole Miss
P... Jeff Walker, Miss. State

1999

OFFENSE - FIRST TEAM

TE... James Whalen, Kentucky
OL... Chris Samuels, Alabama
OL... Cooper Carlisle, Florida
OL... Todd Wade, Ole Miss
OL... Cosey Coleman, Tennessee
C... Paul Hogan, Alabama
WR... Freddie Milons, Alabama
WR... Darrell Jackson, Florida
QB... Tee Martin, Tennessee
RB... Shaun Alexander, Alabama
RB... Deuce McAllister, Ole Miss
PK... Jeff Chandler, Florida

DEFENSE - FIRST TEAM

DL... Alex Brown, Florida
DL... Shaun Ellis, Tennessee
DL... Darwin Walker, Tennessee
OLB... Jeff Snedegar, Kentucky
OLB... Raynoch Thompson, Tenn.
ILB... Barrin Simpson, Miss. State
ILB... Jamie Winborn, Vanderbilt
DB... Kenoy Kennedy, Arkansas
DB... Ashley Cooper, Miss. State
DB... Deon Grant, Tennessee
DB... Dwayne Goodrich, Tennessee
P... Andy Smith, Kentucky

OFFENSE - SECOND TEAM

TE... Joe Dean Davenport, Arkansas
TE... Elliott Carson, Vanderbilt
OL... Jeno James, Auburn
OL... Kenyatta Walker, Florida
OL... Chad Clifton, Tennessee
OL... Bobby Williams, Arkansas
OL... Cheston Blackshear, Florida
OL... Tutan Reyes, Ole Miss
C... Miles Luckie, Georgia
WR... Anthony Lucas, Arkansas
WR... Ronney Daniels, Auburn
QB... Clint Stoerner, Arkansas
RB... Joe Gunn, Ole Miss
RB... Jamal Lewis, Tennessee
PK... Scott Westerfield, Miss. State

DEFENSE - SECOND TEAM

DL... Gerard Warren, Florida
DL... Richard Seymour, Georgia

DL... Cornelius Griffin, Alabama
DL... John Hilliard, Miss. State
OLB... John Abraham, South Carolina
OLB... Eddie Strong, Ole Miss
ILB... Kendrell Bell, Georgia
ILB... Orantes Grant, Georgia
DB... Robert Bean, Miss. State
DB... Fred Smoot, Miss. State
DB... Ainsley Battles, Vanderbilt
DB... David Barrett, Arkansas
DB... Anthony Wajda, Kentucky
P... Jeff Walker, Miss. State

2000

OFFENSE - FIRST TEAM

TE... Derek Smith, Kentucky
TE... Robet Royal, LSU
OL... Kenyatta Walker, Florida
OL... Terrence Metcalf, Ole Miss
OL... Mike Pearson, Florida
OL... Kendall Simmons, Auburn
OL... Jonas Jennings, Georgia
OL... Pork Chop Womack, Miss. State
C... Paul Hogan, Alabama
WR... Jabar Gaffney, Florida
WR... Josh Reed, LSU
QB... Josh Booty, LSU
RB... Rudi Johnson, Auburn
RB... Travis Henry, Tennessee
PK... Alex Walls, Tennessee

OFFENSE - SECOND TEAM

TE... Elliott Carson, Vanderbilt
OL... Brandon Winey, LSU
OL... Melvin Paige, South Carolina
OL... Jon Stinchcomb, Georgia
OL... Omar Smith, Kentucky
OL... Brian Gruber, Vanderbilt
C... Michael Fair, Miss. State
WR... Cedrick Wilson, Tennessee
WR... Ronney Daniels, Auburn
WR... Jermale Kelly, South Carolina
WR... Dan Stricker, Vanderbilt
QB... Romaro Miller, Ole Miss
RB... Deuce McAllister, Ole Miss
RB... Dicenso Miller, Miss. State
PK... Jeff Chandler, Florida

DEFENSE - FIRST TEAM

DL... Alex Brown, Florida
DL... John Henderson, Tennessee
DL... Richard Seymour, Georgia
OLB... Kalimba Edwards, South Carolina
OLB... Eric Westmoreland, Tennessee
ILB... Quinton Caver, Arkansas
ILB... Jamie Winborn, Vanderbilt
DB... Lito Sheppard, Florida
DB... Fred Smoot, Miss. State
DB... Tim Wansley, Georgia
DB... Rodney Crayton, Auburn
DB... Ken Lucas, Ole Miss
P... Damon Duval, Auburn

DEFENSE - SECOND TEAM

DL... Gerard Warren, Florida
DL... Marcus Stroud, Georgia
DL... Derrick Burgess, Ole Miss
OLB... Bradie James, LSU
OLB... Saleem Rasheed, Alabama
ILB... Kendrell Bell, Georgia
ILB... Treverence Faulk, LSU
DB... Ryan Clark, LSU
DB... Pig Prather, Miss. State
DB... Andre Lott, Tennessee
DB... Fred Booker, LSU
DB... Sheldon Brown, South Carolina
P... Richie Butler, Arkansas

2001

OFFENSE - FIRST TEAM

TE... Randy McMichael, Georgia

OL... Terrence Metcalf, Ole Miss
OL... Fred Weary, Tennessee
OL... Mike Pearson, Florida
OL... Kendall Simmons, Auburn
C... Zac Zedalis, Florida
WR... Jabar Gaffney, Florida
WR... Josh Reed, LSU
QB... Rex Grossman, Florida
RB... Travis Stephens, Tennessee
RB... LaBrandon Toefield, LSU
PK... Damon Duval, Auburn

DEFENSE - FIRST TEAM

DL... Alex Brown, Florida
DL... John Henderson, Tennessee
DL... Will Overstreet, Tennessee
OLB... Kalimba Edwards, South Carolina
OLB... Bradie James, LSU
ILB... Trev Faulk, LSU
ILB... Saleem Rasheed, Alabama
DB... Lito Sheppard, Florida
DB... Syniker Taylor, Ole Miss
DB... Tim Wansley, Georgia
DB... Andre Lott, Tennessee
DB... Sheldon Brown, South Carolina
P... Damon Duval, Auburn

OFFENSE - SECOND TEAM

TE... Terry Jones, Jr., Alabama
OL... Jon Stinchcomb, Georgia
OL... Melvin Paige, South Carolina
OL... Jason Baggett, Kentucky
OL... Shane Hall, South Carolina
OL... Pat Green, Vanderbilt
C... Ben Claxton, Ole Miss
C... Curt McGill, Georgia
WR... Reche Caldwell, Florida
WR... Donte' Stallworth, Tennessee
WR... Kelley Washington, Tennessee
WR... Dan Stricker, Vanderbilt
QB... Rohan Davey, LSU
RB... Lew Thomas, Vanderbilt
RB... Joe Gunn, Ole Miss
RB... Fred Talley, Arkansas
PK... Jeff Chandler, Florida

DEFENSE - SECOND TEAM

DL... Charles Grant, Georgia
DL... Kenny King, Alabama
DL... Kindal Moorehead, Alabama
DL... Jarvis Green, LSU
OLB... Boss Bailey, Georgia
OLB... Eddie Strong, Ole Miss
ILB... Andra Davis, Florida
ILB... Dontarrious Thomas, Auburn
DB... Todd Johnson, Florida
DB... Pig Prather, Miss. State
DB... Andre Goodman, South Carolina
DB... Damien James, LSU
P... Glenn Pakulak, Kentucky

2002

OFFENSE - FIRST TEAM

TE... Jason Witten, Tennessee
OL... Shawn Andrews, Arkansas
OL... Jon Stinchcomb, Georgia
OL... Antonio Hall, Kentucky
OL... Stephen Peterman, LSU
OL... Marico Portis, Alabama
OL... Wesley Britt, Alabama
C... Ben Nowland, Auburn
WR... Taylor Jacobs, Florida
WR... Terrence Edwards, Georgia
QB... David Greene, Georgia
RB... Artose Pinner, Kentucky
RB... Fred Talley, Arkansas

DEFENSE - FIRST TEAM

DL... David Pollack, Georgia
DL... Kindal Moorehead, Alabama
DL... Kenny King, Alabama
OLB... Boss Bailey, Georgia

OLB... Karlos Dansby, Auburn
ILB... Bradie James, LSU
ILB... Eddie Strong, Ole Miss
ILB... Hunter Hillenmeyer, Vanderbilt
DB... Ken Hamlin, Arkansas
DB... Corey Webster, LSU
DB... Travaris Robinson, Auburn
DB... Matt Grier, Ole Miss
DB... Julian Battle, Tennessee
DB... Rashad Baker, Tennessee

SPECIALISTS - FIRST TEAM

P... Glenn Pakulak, Kentucky
PK... Billy Bennett, Georgia
RS... Derek Abney, Kentucky

OFFENSE - SECOND TEAM

TE... Aaron Walker, Florida
OL... Kevin Breedlove, Georgia
OL... Shannon Snell, Florida
OL... Justin Smiley, Alabama
OL... Will Offenheuser, Tennessee
C... Ben Claxton, Ole Miss
WR... Michael Clayton, LSU
WR... Dan Stricker, Vanderbilt
QB... Rex Grossman, Florida
QB... Jared Lorenzen, Kentucky
RB... Musa Smith, Georgia
RB... Domanick Davis, LSU
RB... Ronnie Brown, Auburn

DEFENSE - SECOND TEAM

DL... Jarret Johnson, Alabama
DL... Johnathan Sullivan, Georgia
DL... Langston Moore, South Carolina
DL... Dewayne Robertson, Kentucky
OLB... Tony Bua, Arkansas
OLB... Eddie Moore, Tennessee
ILB... Mark Brown, Auburn
ILB... Tony Gilbert, Georgia
ILB... Mario Haggan, Miss. State
DB... Todd Johnson, Florida
DB... Kewian Ratliff, Florida
DB... Kentrell Curry, Georgia
DB... Ahmad Carroll, Arkansas
DB... Gerald Dixon, Alabama
DB... Guss Scott, Florida

SPECIALISTS - SECOND TEAM

P... Donnie Jones, LSU
PK... John Corbello, LSU
RS... Domanick Davis, LSU

2003

OFFENSE - FIRST TEAM

TE... Ben Troupe, Florida
OL... Shawn Andrews, Arkansas
OL... Max Starks, Florida
OL... Antonio Hall, Kentucky
OL... Wesley Britt, Alabama
C... Scott Wells, Tennessee
WR... Michael Clayton, LSU
WR... Chris Collins, Ole Miss
QB... Eli Manning, Ole Miss
RB... Carnell Williams, Auburn
RB... Cedric Cobbs, Arkansas

DEFENSE - FIRST TEAM

DL... David Pollack, Georgia
DL... Chad Lavalais, LSU
DL... Antwan Odom, Alabama
OLB... Karlos Dansby, Auburn
OLB... Derrick Pope, Alabama
ILB... Dontarrious Thomas, Auburn
ILB... Odell Thurman, Georgia
DB... Keiwan Ratliff, Florida
DB... Corey Webster, LSU
DB... Ahmad Carroll, Arkansas
DB... Tony Bua, Arkansas
DB... Sean Jones, Georgia

HONORS & ACCOLADES

SPECIALISTS - FIRST TEAM

P . . . Dustin Colquitt, Tennessee
PK . . . Jonathan Nichols, Ole Miss
RS . . . Derek Abney, Kentucky

OFFENSE - SECOND TEAM

TE . . . Jason Peters, Arkansas
OL . . . Stephen Peterman, LSU
OL . . . Max Jean-Gilles, Georgia
OL . . . Michael Munoz, Tennessee
OL . . . Travelle Wharton, South Carolina
C . . . Mike Degory, Florida
WR . . . Devery Henderson, LSU
WR . . . Justin Jenkins, Miss. State
QB . . . David Greene, Georgia
QB . . . Matt Mauck, LSU
RB . . . Shaud Williams, Alabama
RB . . . Cedric Houston, Tennessee

DEFENSE - SECOND TEAM

DL . . . Jovan Haye, Vanderbilt
DL . . . Reggie Torbor, Auburn
DL . . . Bobby McCray, Florida
OLB . . . Kevin Burnett, Tennessee
OLB . . . Kevin Simon, Tennessee
ILB . . . Caleb Miller, Arkansas
ILB . . . Channing Crowder, Florida
DB . . . Daryl Dixon, Florida
DB . . . Gibril Wilson, Tennessee
DB . . . Thomas Davis, Georgia
DB . . . Muhammad Abdullah, Kentucky

SPECIALISTS - SECOND TEAM

P . . . Cody Ridgeway, Ole Miss
PK . . . Billy Bennett, Georgia
RS . . . Skyler Green, LSU

2004

OFFENSE - FIRST TEAM

TE . . . Leonard Pope, Georgia
OL . . . Wesley Britt, Alabama
OL . . . Marcus McNeill, Auburn
OL . . . Max Jean-Gilles, Georgia
OL . . . Mo Mitchell, Florida
OL . . . Andrew Whitworth, LSU
C . . . Ben Wilkerson, LSU
WR . . . Fred Gibson, Georgia
WR . . . Reggie Brown, Georgia
QB . . . Jason Campbell, Auburn
RB . . . Carnell Williams, Auburn
RB . . . Ronnie Brown, Auburn

DEFENSE - FIRST TEAM

DL . . . Marcus Spears, LSU
DL . . . David Pollack, Georgia
DL . . . Jeb Huckeba, Arkansas
LB . . . Kevin Burnett, Tennessee
LB . . . Travis Williams, Auburn
LB . . . Cornelius Wortham, Alabama
LB . . . Channing Crowder, Florida
LB . . . Moses Osemwegie, Vanderbilt
LB . . . Odell Thurman, Georgia
LB . . . Lionel Turner, LSU
DB . . . Jason Allen, Tennessee
DB . . . Thomas Davis, Georgia
DB . . . Carlos Rogers, Auburn
DB . . . Junior Rosegreen, Auburn

SPECIALISTS - FIRST TEAM

P . . . Jared Cook, Miss. State
PK . . . Brian Bostick, Alabama
RS . . . Carnell Williams, Auburn

OFFENSE - SECOND TEAM

TE . . . David Jones, LSU
OL . . . Justin Geisinger, Vanderbilt
OL . . . Evan Mathis, Alabama
OL . . . Michael Munoz, Tennessee
OL . . . Doug Buckles, Ole Miss
OL . . . Danny Lindsey, Auburn
C . . . Mike Degory, Florida

WR . . . O.J. Small, Florida
WR . . . Troy Williamson, South Carolina
QB . . . David Greene, Georgia
QB . . . Matt Jones, Arkansas
RB . . . Ciatrick Fason, Florida
RB . . . Jerious Norwood, Miss. State
RB . . . Cedric Houston, Tennessee

DEFENSE - SECOND TEAM

DL . . . Jesse Mahelona, Tennessee
DL . . . Claude Wroten, LSU
DL . . . McKinley Boykin, Ole Miss
DL . . . Stanley McClover, Auburn
LB . . . Omar Gaither, Tennessee
LB . . . DeMeco Ryans, Alabama
LB . . . Freddie Roach, Alabama
LB . . . Earl Everett, Florida
DB . . . Corey Webster, LSU
DB . . . Ko Simpson, South Carolina
DB . . . LaRon Landry, LSU
DB . . . Roman Harper, Alabama
DB . . . Muhammad Abdullah, Kentucky

SPECIALISTS - SECOND TEAM

P . . . Dustin Colquitt, Tennessee
PK . . . Jonathan Nichols, Ole Miss
RS . . . Tyrone Prothro, Alabama

2005

OFFENSE - FIRST TEAM

TE . . . Leonard Pope, Georgia
OL . . . Tre Stallings, Ole Miss
OL . . . Marcus McNeill, Auburn
OL . . . Max Jean-Gilles, Georgia
OL . . . Arron Sears, Tennessee
OL . . . Andrew Whitworth, LSU
C . . . Mike Degory, Florida
WR . . . Sidney Rice, South Carolina
WR . . . Earl Bennett, Vanderbilt
QB . . . Jay Cutler, Vanderbilt
RB . . . Kenny Irons, Auburn
RB . . . Kenneth Darby, Alabama
RB . . . Darren McFadden, Arkansas

DEFENSE - FIRST TEAM

DL . . . Willie Evans, Miss. State
DL . . . Quentin Hoses, Georgia
DL . . . Claude Wroten, LSU
LB . . . DeMeco Ryans, Alabama
LB . . . Patrick Willis, Ole Miss
LB . . . Sam Olajubutu, Arkansas
LB . . . Moses Osemwegie, Vanderbilt
DB . . . Greg Blue, Georgia
DB . . . Roman Harper, Alabama
DB . . . LaRon Landry, LSU
DB . . . Ko Simpson, South Carolina

SPECIALISTS - FIRST TEAM

P . . . Kody Bliss, Auburn
PK . . . Brandon Coutu, Georgia
RS . . . Skyler Green, LSU

OFFENSE - SECOND TEAM

TE . . . Dustin Dunning, Vanderbilt
OL . . . Tim Duckworth, Auburn
OL . . . Randy Hand, Florida
OL . . . Will Arnold, LSU
OL . . . Daniel Inman, Georgia
OL . . . Brian Stamper, Vanderbilt
C . . . Rudy Niswanger, LSU
WR . . . Chad Jackson, Florida
WR . . . Tyrone Prothro, Alabama
QB . . . D.J. Shockley, Georgia
QB . . . Rafael Little, Kentucky
RB . . . Jerious Norwood, Miss. State

DEFENSE - SECOND TEAM

DL . . . Mark Anderson, Alabama
DL . . . Jeremy Mincey, Florida
DL . . . Parys Haralson, Tennessee
DL . . . Kyle Williams, LSU

LB . . . Omar Gaither, Tennessee
LB . . . Travis Williams, Auburn
LB . . . Freddie Roach, Alabama
LB . . . Kevin Simon, Tennessee
DB . . . Muhammad Abdullah, Kentucky
DB . . . Demetric Webb, Florida
DB . . . DeMario Minter, Georgia
DB . . . Will Herring, Georgia

SPECIALISTS - SECOND TEAM

P . . . Gordon Ely-Kelso, Georgia
PK . . . Chris Hetland, Florida
RS . . . Felix Jones, Arkansas

2006

OFFENSE - FIRST TEAM

TE . . . Martrez Milner, Georgia
TE . . . Jacob Tamme, Kentucky
OL . . . Arron Sears, Tennessee
OL . . . Zac Tubbs, Arkansas
OL . . . Tim Duckworth, Auburn
OL . . . Tony Ugoh, Arkansas
C . . . Jonathan Luigs, Arkansas
C . . . Steve Ressler, Florida
WR . . . Robert Meacham, Tennessee
WR . . . Dwayne Bowe, LSU
WR . . . Dallas Baker, Florida
QB . . . JaMarcus Russell, LSU
RB . . . Darren McFadden, Arkansas
RB . . . Kenny Irons, Auburn

DEFENSE - FIRST TEAM

DL . . . Glenn Dorsey, LSU
DL . . . Quentin Groves, Auburn
DL . . . Jamaal Anderson, Arkansas
DL . . . Ray McDonald, Florida
LB . . . Patrick Willis, Ole Miss
LB . . . Quinton Culberson, Miss. State
LB . . . Sam Olajubutu, Arkansas
LB . . . Earl Everett, Florida
LB . . . Wesley Woodyard, Kentucky
DB . . . Reggie Nelson, Florida
DB . . . Tra Battle, Georgia
DB . . . Simeon Castille, Alabama
DB . . . LaRon Landry, LSU

SPECIALISTS - FIRST TEAM

P . . . Britton Colquitt, Tennessee
PK . . . John Vaughn, Auburn
PK . . . James Wilhoit, Tennessee
RS . . . Mikey Henderson, Georgia

OFFENSE - SECOND TEAM

TE . . . Andy Boyd, South Carolina
TE . . . Richard Dickson, LSU
OL . . . Chris Williams, Vanderbilt
OL . . . Drew Miller, Florida
OL . . . Michael Oher, Ole Miss
OL . . . Phil Trautwein, Florida
OL . . . Michael Aitcheson, Kentucky
OL . . . Antoine Caldwell, Alabama
OL . . . Ben Grubbs, Auburn
C . . . Nick Jones, Georgia
WR . . . Earl Bennett, Vanderbilt
WR . . . D.J. Hall, Alabama
WR . . . Sidney Rice, South Carolina
WR . . . Keenan Burton, Kentucky
QB . . . Chris Leak, Florida
QB . . . Andre' Woodson, Kentucky
RB . . . BenJarvus Green-Ellis, Ole Miss
RB . . . Felix Jones, Arkansas

DEFENSE - SECOND TEAM

DL . . . Titus Brown, Miss. State
DL . . . Derrick Harvey, Florida
DL . . . Tyson Jackson, LSU
DL . . . Charles Johnson, Georgia
DL . . . Antwain Robinson, Arkansas
LB . . . Will Herring, Auburn
LB . . . Brandon Siler, Florida
LB . . . Tony Taylor, Georgia
LB . . . Ali Highsmith, LSU

DB . . . Jonathan Wade, Tennessee
DB . . . Fred Bennett, South Carolina
DB . . . Derek Pegues, Mississippi State
DB . . . Jonathan Hefney, Tennessee
DB . . . Chris Houston, Arkansas
DB . . . David Irons, Auburn
DB . . . Ryan Smith, Florida

SPECIALISTS SECOND-TEAM

P . . . Kody Bliss, Auburn
PK . . . Ryan Succop, South Carolina
RS . . . Felix Jones, Arkansas
RS . . . Craig Davis, LSU

2007

OFFENSE - FIRST TEAM

TE . . . Jacob Tamme, Kentucky
OL . . . Robert Felton, Arkansas (G)
OL . . . Andre Smith, Alabama (T)
OL . . . Anthony Parker, Tennessee (G)
OL . . . Herman Johnson, LSU (G)
OL . . . Michael Oher, Ole Miss (T)
OL . . . Chris Williams, Vanderbilt (T)
C . . . Jonathan Luigs, Arkansas (C)
WR . . . Kenny McKinley, South Carolina
WR . . . Earl Bennett, Vanderbilt
QB . . . Tim Tebow, Florida
RB . . . Darren McFadden, Arkansas
RB . . . Knowshon Moreno, Georgia

DEFENSE FIRST-TEAM

DL . . . Glenn Dorsey, LSU
DL . . . Wallace Gilberry, Alabama
DL . . . Quentin Groves, Auburn
DL . . . Greg Hardy, Ole Miss
DL . . . Eric Norwood, South Carolina
LB . . . Ali Highsmith, LSU
LB . . . Wesley Woodyard, Kentucky
LB . . . Jerod Mayo, Tennessee
LB . . . Brandon Spikes, Florida
DB . . . Craig Steltz, LSU (SS)
DB . . . Chevis Jackson, LSU (CB)
DB . . . Simeon Castille, Alabama (CB)
DB . . . Rashad Johnson, Alabama (S)
DB . . . Jonathan Hefney, Tennessee
DB . . . Captain Munnerlyn, So. Carolina

SPECIALISTS FIRST-TEAM

PK . . . Colt David, LSU
P . . . Patrick Fisher, LSU
RS . . . Felix Jones, Arkansas

OFFENSE SECOND-TEAM

TE . . . Cornelius Ingram, Florida
OL . . . Carlton Medder, Florida (T)
OL . . . Michael Brown, Mississippi State (T)
OL . . . Ciron Black, LSU (T)
OL . . . Antoine Caldwell, Alabama (C/G)
OL . . . Nate Garner, Arkansas (T)
OL . . . Mitch Petrus, Arkansas (G)
OL . . . Jim Tartt, Florida (G)
OL . . . Garry Williams, Kentucky (T)
C . . . Fernando Velasco, Georgia (C)
WR . . . Percy Harvin, Florida
WR . . . DJ Hall, Alabama
WR . . . Andre' Woodson, Kentucky
QB . . . Felix Jones, Arkansas
RB . . . Jacob Hester, LSU

DEFENSE - SECOND TEAM

DL . . . Titus Brown, Mississippi State
DL . . . Derrick Harvey, Florida
DL . . . Jeremy Jarmon, Kentucky
LB . . . Jonathan Goff, Vanderbilt
LB . . . Rico McCoy, Tennessee
LB . . . Darry Beckwith, LSU
LB . . . Jamar Chaney, Mississippi State
LB . . . Dannel Elerbe, Georgia
DB . . . D.J. Moore, Vanderbilt (CB)
DB . . . Emanuel Cook, South Carolina (S)
DB . . . Michael Grant, Arkansas (CB)



HONORS & ACCOLADES

DB... Eric Berry, Tennessee
DB... Derek Pegues, Mississippi State (FS)

SPECIALISTS - SECOND TEAM

PK... Daniel Lincoln, Tennessee
P... Britton Colquitt, Tennessee
P... Ryan Shoemaker, Auburn
RS... Brandon James, Florida

2008

OFFENSE - FIRST TEAM

TE... Jared Cook, South Carolina
OL... Andre Smith, Alabama (T)
OL... Michael Oher, Ole Miss (T)
OL... Phil Trautwein, Florida (T)
OL... Herman Johnson, LSU (G)
C... Antoine Caldwell, Alabama
WR... Percy Harvin, Florida
WR... Mohamed Massaquoi, Georgia
QB... Tim Tebow, Florida
RB... Knowshon Moreno, Georgia
RB... Charles Scott, LSU

DEFENSE - FIRST TEAM

DL... Peria Jerry, Ole Miss
DL... Terrence Cody, Alabama
DL... Robert Ayers, Tennessee
DL... Antonio Coleman, Auburn
LB... Brandon Spikes, Florida
LB... Rennie Curran, Georgia
LB... Eric Norwood, South Carolina
LB... Rolando McClain, Alabama
LB... Micah Johnson, Kentucky
DB... Eric Berry, Tennessee (S)
DB... D.J. Moore, Vanderbilt (CB)
DB... Trevard Lindley, Kentucky (CB)
DB... Rashad Johnson, Alabama (S)

SPECIALISTS - FIRST TEAM

PK... Colt David, LSU
P... Tim Masthay, Kentucky
RS... Brandon James, Florida

OFFENSE - SECOND TEAM

TE... Richard Dickson, LSU
TE... D.J. Williams, Arkansas
OL... Garry Williams, Kentucky (T)
OL... Anthony Parker, Tennessee (G)
OL... Ciron Black, LSU (T)
OL... Mike Pouncey, Florida (G)
OL... John Jerry, Ole Miss (T)
OL... Mike Johnson, Alabama (C)
C... Jonathan Luigs, Arkansas
WR... Julio Jones, Alabama
WR... A.J. Green, Georgia
QB... Matthew Stafford, Georgia
RB... Glen Coffee, Alabama
RB... Michael Smith, Arkansas

DEFENSE - SECOND TEAM

DL... Greg Hardy, Ole Miss
DL... Myron Pryor, Kentucky
DL... Malcolm Sheppard, Arkansas
DL... Sen'Derrick Marks, Auburn
LB... Dominic Douglas, Miss. State
LB... Patrick Benoist, Vanderbilt
LB... Jasper Brinkley, South Carolina
LB... Rico McCoy, Tennessee
DB... Emanuel Cook, South Carolina (S)
DB... Javier Arenas, Alabama (CB)
DB... Ahmad Black, Florida (SS)
DB... Joe Haden, Florida (CB)
DB... Derek Pegues, Miss. State (S)

SPECIALISTS - SECOND TEAM

PK... Joshua Shene, Ole Miss
P... Brian Mimbs, Georgia
P... Chas Henry, Florida
RS... Javier Arenas, Alabama

2009

OFFENSE - FIRST TEAM

TE... Aaron Hernandez, Florida
OL... Mike Pouncey, Florida
OL... Mike Johnson, Alabama
OL... Ciron Black, LSU
OL... Mitch Petrus, Arkansas
OL... John Jerry, Ole Miss
C... Maurkice Pouncey, Florida
WR... A.J. Green, Georgia
WR... Shay Hodge, Ole Miss
QB... Tim Tebow, Florida
RB... Mark Ingram, Alabama
RB... Anthony Dixon, Mississippi State

DEFENSE - FIRST TEAM

DL... Antonio Coleman, Auburn
DL... Terrence Cody, Alabama
DL... Carlos Dunlap, Florida
DL... Corey Peters, Kentucky
LB... Rolando McClain, Alabama
LB... Eric Norwood, South Carolina
LB... Brandon Spikes, Florida
LB... Rennie Curran, Georgia
DB... Eric Berry, Tennessee
DB... Joe Haden, Florida
DB... Javier Arenas, Alabama
DB... Mark Barron, Alabama

SPECIALISTS - FIRST TEAM

PK... Leigh Tiffin, Alabama
P... Drew Butler, Georgia
RS... Javier Arenas, Alabama

OFFENSE - SECOND TEAM

TE... D.J. Williams, Arkansas
OL... Chris Scott, Tennessee
OL... Derek Sherrod, Mississippi State
OL... Lee Ziemba, Auburn
OL... Zipp Duncan, Kentucky
C... Ben Jones, Georgia
WR... Brandon LaFell, LSU
WR... Julio Jones, Alabama
QB... Ryan Mallett, Arkansas
RB... Dexter McCluster, Ole Miss
RB... Montario Hardesty, Tennessee

DEFENSE - SECOND TEAM

DL... Jermaine Cunningham, Florida
DL... Geno Atkins, Georgia
DL... Dan Williams, Tennessee
DL... Justin Houston, Georgia
DL... Cliff Matthews, South Carolina
DL... Malcolm Sheppard, Arkansas
DL... Pernell McPhee, Mississippi State
LB... Micah Johnson, Kentucky
LB... Rico McCoy, Tennessee
LB... Chris Marve, Vanderbilt
LB... Ryan Stamper, Florida
DB... Myron Lewis, Vanderbilt
DB... Chad Jones, LSU
DB... Walt McFadden, Auburn
DB... Patrick Peterson, LSU
DB... Trevard Lindley, Kentucky

SPECIALISTS - SECOND TEAM

PK... Blair Walsh, Georgia
P... Brett Upson, Vanderbilt
RS... Warren Norman, Vanderbilt

2010

OFFENSE - FIRST TEAM

TE... D.J. Williams, Arkansas
OL... Derek Sherrod, Mississippi State
OL... Lee Ziemba, Auburn
OL... DeMarcus Love, Arkansas
OL... James Carpenter, Alabama
OL... Clint Boling, Georgia
C... Ryan Pugh, Auburn
WR... Alshon Jeffery, South Carolina
WR... Julio Jones, Alabama

QB... Cam Newton, Auburn
RB... Marcus Lattimore, South Carolina
RB... Stevan Ridley, LSU
AP... Randall Cobb, Kentucky

DEFENSE - FIRST TEAM

DL... Drake Nevis, LSU
DL... Marcell Dareus, Alabama
DL... Nick Fairley, Auburn
DL... Pernell McPhee, Mississippi State
LB... Danny Trevathan, Kentucky
LB... Kelvin Sheppard, LSU
LB... Justin Houston, Georgia
DB... Patrick Peterson, LSU
DB... Mark Barron, Alabama
DB... Ahmad Black, Florida
DB... Stephon Gilmore, South Carolina

SPECIALISTS - FIRST TEAM

PK... Blair Walsh, Georgia
P... Chas Henry, Florida
RS... Patrick Peterson, LSU

HONORARY CAPTAIN

Nick Bell, DE, Mississippi State

OFFENSE - SECOND TEAM

TE... Orson Charles, Georgia
OL... Larry Warford, Kentucky
OL... Barrett Jones, Alabama
OL... Garrett Chisolm, South Carolina
OL... Joseph Barksdale, LSU
C... William Vlachos, Alabama
WR... A.J. Green, Georgia
WR... Randall Cobb, Kentucky
QB... Ryan Mallett, Arkansas
RB... Knile Davis, Arkansas
RB... Mark Ingram, Alabama
AP... Trent Richardson, Alabama

DEFENSE - SECOND TEAM

DL... Jake Bequette, Arkansas
DL... Cliff Matthews, South Carolina
DL... Devin Taylor, South Carolina
DL... Jerrell Powe, Ole Miss
LB... Dont'a Hightower, Alabama
LB... Chris White, Mississippi State
LB... Chris Marve, Vanderbilt
LB... Jerry Franklin, Arkansas
DB... Robert Lester, Alabama
DB... Janoris Jenkins, Florida
DB... Casey Hayward, Vanderbilt
DB... Janzen Jackson, Tennessee
DB... Dre Kirkpatrick, Alabama
DB... Morris Claiborne, LSU

SPECIALISTS - SECOND TEAM

PK... Josh Jasper, LSU
P... Drew Butler, Georgia
RS... Trent Richardson, Alabama

2011

OFFENSE - FIRST TEAM

TE... Orson Charles, Georgia
OL... Barrett Jones, Alabama
OL... Will Blackwell, LSU
OL... Cordy Glenn, Georgia
OL... Alex Hurst, LSU
C... William Vlachos, Alabama
WR... Jarius Wright, Arkansas
WR... Rueben Randle, LSU
QB... Tyler Wilson, Arkansas
RB... Trent Richardson, Alabama
RB... Michael Dyer, Auburn
AP... Joe Adams, Arkansas
AP... Chris Rainey, Florida

DEFENSE - FIRST TEAM

DL... Melvin Ingram, South Carolina
DL... Sam Montgomery, LSU
DL... Corey Lemonier, Auburn

DL... Jake Bequette, Arkansas
LB... Dont'a Hightower, Alabama
LB... Courtney Upshaw, Alabama
LB... Jarvis Jones, Georgia
DB... Mark Barron, Alabama
DB... Tyrann Mathieu, LSU
DB... Morris Claiborne, LSU
DB... Bacarri Rambo, Georgia

SPECIALISTS - FIRST TEAM

PK... Caleb Sturgis, Florida
P... Steven Clark, Auburn
RS... Joe Adams, Arkansas

OFFENSE - SECOND TEAM

TE... Philip Lutzenkirchen, Auburn
OL... Chance Warmack, Alabama
OL... Rokevious Watkins, South Carolina

OL... Brandon Mosley, Auburn
OL... Alvin Bailey, Arkansas
OL... Larry Warford, Kentucky
C... Ben Jones, Georgia
WR... Da'Rick Rogers, Tennessee
WR... Marquis Maze, Alabama
QB... Aaron Murray, Georgia
RB... Zac Stacy, Vanderbilt
RB... Spencer Ware, LSU
RB... Marcus Lattimore, South Carolina
AP... Onterio McCalebb, Auburn

DEFENSE - SECOND TEAM

DL... Tim Fugger, Vanderbilt
DL... Josh Chapman, Alabama
DL... Fletcher Cox, Mississippi State
DL... Jadeveon Clowney, South Carolina
DL... Malik Jackson, Tennessee
LB... Danny Trevathan, Kentucky
LB... Chris Marve, Vanderbilt
LB... Ryan Baker, LSU
LB... Jerry Franklin, Arkansas
DB... Winston Guy, Kentucky
DB... Casey Hayward, Vanderbilt
DB... Dre Kirkpatrick, Alabama
DB... Brandon Boykin, Georgia

SPECIALISTS - SECOND TEAM

PK... Drew Aleman, LSU
P... Dylan Breeding, Arkansas
P... Brad Wing, LSU
RS... Marquis Maze, Alabama

2012

OFFENSE - FIRST TEAM

TE... Mychal Rivera, Tennessee
OL... Luke Joeckel, Texas A&M
OL... Chance Warmack, Alabama
OL... D.J. Fluker, Alabama
OL... Jake Matthews, Texas A&M
C... Barrett Jones, Alabama
WR... Cobi Hamilton, Arkansas
WR... Jordan Matthews, Vanderbilt
QB... Johnny Manziel, Texas A&M
RB... Mike Gillislee, Florida
RB... Eddie Lacy, Alabama
AP... Cordarrelle Patterson, Tennessee

DEFENSE - FIRST TEAM

DL... Jadeveon Clowney, South Carolina
DL... Sam Montgomery, LSU
DL... Damontre Moore, Texas A&M
DL... Sharif Floyd, Florida
LB... Jarvis Jones, Georgia
LB... C.J. Mosley, Alabama
LB... Kevin Minter, LSU
DB... Dee Milliner, Alabama
DB... Matt Elam, Florida
DB... Eric Reid, LSU
DB... Johnthan Banks, Mississippi State

HONORS & ACCOLADES

SPECIALISTS - FIRST TEAM

PK . . . Caleb Sturgis, Florida
P . . . Kyle Christy, Florida
RS . . . Ace Sanders, South Carolina

OFFENSE - SECOND TEAM

TE . . . Jordan Reed, Florida
OL . . . Larry Warford, Kentucky
OL . . . Gabe Jackson, Mississippi State
OL . . . Chris Burnette, Georgia
OL . . . Dallas Thomas, Tennessee
C . . . T.J. Johnson, South Carolina
WR . . . Ryan Swope, Texas A&M
WR . . . Justin Hunter, Tennessee
QB . . . AJ McCarron, Alabama
RB . . . Todd Gurley, Georgia
RB . . . Zac Stacy, Vanderbilt
AP . . . Dece Sanders, South Carolina

DEFENSE - SECOND TEAM

DL . . . Barkevious Mingo, LSU
DL . . . Sheldon Richardson, Missouri
DL . . . John Jenkins, Georgia
DL . . . Corey Lemonier, Auburn
LB . . . A.J. Johnson, Tennessee
LB . . . Jon Bostic, Florida
LB . . . *Cameron Lawrence, Mississippi State
LB . . . *Alec Ogletree, Georgia
DB . . . D.J. Swearingin, South Carolina
DB . . . Bacarri Rambo, Georgia
DB . . . Robert Lester, Alabama
DB . . . Darius Slay, Mississippi State

SPECIALISTS - SECOND TEAM

PK . . . Drew Alleman, LSU
P . . . *Dylan Breeding, Arkansas
P . . . *Richard Kent, Vanderbilt
RS . . . Cordarrelle Patterson, Tennessee

2013

OFFENSE - FIRST TEAM

TE . . . Arthur Lynch, Georgia
OL . . . Jake Matthews, Texas A&M
OL . . . Cyrus Kouandjio, Alabama
OL . . . Gabe Jackson, Mississippi State
OL . . . Wesley Johnson, Vanderbilt
C . . . Reese Dismukes, Auburn
WR . . . Mike Evans, Texas A&M
WR . . . Jordan Matthews, Vanderbilt
QB . . . Johnny Manziel, Texas A&M
RB . . . Tre Mason, Auburn
RB . . . T.J. Yeldon, Alabama
AP . . . Odell Beckham, Jr., LSU

DEFENSE - FIRST TEAM

DL . . . Michael Sam, Missouri
DL . . . Jadeveon Clowney, South Carolina
DL . . . Dee Ford, Auburn
DL . . . Kelsey Quarles, South Carolina
LB . . . C.J. Mosley, Alabama
LB . . . Ramik Wilson, Georgia
LB . . . A.J. Johnson, Tennessee
DB . . . Cody Prewitt, Ole Miss
DB . . . Ha Ha Clinton-Dix, Alabama
DB . . . E.J. Gaines, Missouri
DB . . . Vernon Hargreaves, Florida

SPECIALISTS - FIRST TEAM

PK . . . Marshall Morgan, Georgia
P . . . Drew Kaser, Texas A&M
RS . . . *Christian Jones, Alabama
RS . . . *Odell Beckham, Jr., LSU

OFFENSE - SECOND TEAM

TE . . . Malcolm Johnson, Mississippi State
OL . . . La'el Collins, LSU
OL . . . Antonio Richardson, Tennessee
OL . . . Justin Britt, Missouri
OL . . . Anthony Steen, Alabama

C . . . Travis Swanson, Arkansas
WR . . . Odell Beckham, Jr., LSU
WR . . . Jarvis Landry, LSU
QB . . . AJ McCarron, Alabama
RB . . . Mike Davis, South Carolina
RB . . . Jeremy Hill, LSU
AP . . . Marcus Murphy, Missouri

DEFENSE - SECOND TEAM

DL . . . Anthony Johnson, LSU
DL . . . Chris Smith, Arkansas
DL . . . Ed Stinson, Alabama
DL . . . Trey Flowers, Arkansas
LB . . . Lamin Barrow, LSU
LB . . . Jordan Jenkins, Georgia
LB . . . Avery Williamson, Kentucky
DB . . . Andre Hal, Vanderbilt
DB . . . Chris Davis, Auburn
DB . . . Nickoe Whitley, Mississippi State
DB . . . Kenny Ladler, Vanderbilt

SPECIALISTS - SECOND TEAM

PK . . . Michael Palardy, Tennessee
P . . . Cody Mandell, Alabama
RS . . . Solomon Patton, Florida

2014

OFFENSE - FIRST TEAM

TE . . . Evan Engram, Ole Miss
OL . . . Cedric Ogbuehi, Texas A&M
OL . . . La'el Collins, LSU
OL . . . Arie Kouandjio, Alabama
OL . . . A.J. Cann, South Carolina
C . . . Reese Dismukes, Auburn
WR . . . Amari Cooper, Alabama
WR . . . Pharoh Cooper, South Carolina
QB . . . Dak Prescott, Mississippi State
RB . . . Nick Chubb, Georgia
RB . . . Cameron Artis-Payne, Auburn
AP . . . Marcus Murphy, Missouri

DEFENSE - FIRST TEAM

DL . . . Shane Ray, Missouri
DL . . . Preston Smith, Mississippi State
DL . . . Dante Fowler, Florida
DL . . . Bud Dupree, Kentucky
LB . . . Benardrick McKinney, Mississippi State
LB . . . Martrell Spaight, Arkansas
LB . . . Trey DePriest, Alabama
DB . . . Landon Collins, Alabama
DB . . . Senquez Golson, Ole Miss
DB . . . Vernon Hargreaves, Florida
DB . . . Cody Prewitt, Ole Miss

SPECIALISTS - FIRST TEAM

PK . . . Austin MacGinnis, Kentucky
P . . . JK Scott, Alabama
RS . . . Marcus Murphy, Missouri

OFFENSE - SECOND TEAM

TE . . . Hunter Henry, Arkansas
OL . . . Laremy Tunsil, Ole Miss
OL . . . Ben Beckwith, Mississippi State
OL . . . Vadal Alexander, LSU
OL . . . Mitch Morse, Missouri
C . . . Max Garcia, Florida
WR . . . Bud Sasser, Missouri
WR . . . Sammie Coates, Auburn
WR . . . Blake Sims, Alabama
RB . . . Josh Robinson, Mississippi State
RB . . . T.J. Yeldon, Alabama
AP . . . Pharoh Cooper, South Carolina

DEFENSE - SECOND TEAM

DL . . . Myles Garrett, Texas A&M
DL . . . Trey Flowers, Arkansas
DL . . . Derek Barnett, Tennessee
DL . . . Markus Golden, Missouri
LB . . . Amarlo Herrera, Georgia
LB . . . Ramik Wilson, Georgia

LB . . . Antonio Morrison, Florida
DB . . . Jonathan Jones, Auburn
DB . . . Braylon Webb, Missouri
DB . . . Damian Swann, Georgia
DB . . . Jonathon Mincy, Auburn

SPECIALISTS - SECOND TEAM

PK . . . Elliott Fry, South Carolina
P . . . Jamie Keehn, LSU
RS . . . Quan Bray, Auburn

2015

OFFENSE - FIRST TEAM

TE . . . Hunter Henry, Arkansas
OL . . . Sebastian Tretola, Arkansas
OL . . . Vadal Alexander, LSU
OL . . . Cam Robinson, Alabama
OL . . . John Theus, Georgia
C . . . Ryan Kelly, Alabama
WR . . . Laquan Treadwell, Ole Miss
WR . . . Fred Ross, Mississippi State
WR . . . Pharoh Cooper, South Carolina
QB . . . Dak Prescott, Mississippi State
RB . . . Derrick Henry, Alabama
RB . . . Leonard Fournette, LSU
AP . . . Pharoh Cooper, South Carolina

DEFENSE - FIRST TEAM

DL . . . Myles Garrett, Texas A&M
DL . . . Jonathan Allen, Alabama
DL . . . Jonathan Bullard, Florida
DL . . . A'Shawn Robinson, Alabama
LB . . . Kentrell Brothers, Missouri
LB . . . Reggie Ragland, Alabama
LB . . . Zach Cunningham, Vanderbilt
DB . . . Vernon Hargreaves III, Florida
DB . . . Eddie Jackson, Alabama
DB . . . Jalen Tabor, Florida
DB . . . Trae Elston, Ole Miss

SPECIALISTS - FIRST TEAM

PK . . . Daniel Carlson, Auburn
P . . . Drew Kaser, Texas A&M
RS . . . Evan Berry, Tennessee

OFFENSE - SECOND TEAM

TE . . . Evan Engram, Ole Miss
OL . . . Dominick Jackson, Alabama
OL . . . Shon Coleman, Auburn
OL . . . Dan Skipper, Arkansas
OL . . . Germain Ifedi, Texas A&M
C . . . Ethan Pocic, LSU
WR . . . Calvin Ridley, Alabama
WR . . . Christian Kirk, Texas A&M
WR . . . De'Runya Wilson, Mississippi State
QB . . . Chad Kelly, Ole Miss
RB . . . Alex Collins, Arkansas
RB . . . Jalen Hurd, Tennessee
AP . . . Christian Kirk, Texas A&M

DEFENSE - SECOND TEAM

DL . . . Robert Nkemdiche, Ole Miss
DL . . . Marquis Haynes, Ole Miss
DL . . . Charles Harris, Missouri
DL . . . Derek Barnett, Tennessee
LB . . . Leonard Floyd, Georgia
LB . . . Antonio Morrison, Florida
LB . . . Skai Moore, South Carolina
DB . . . Mike Hilton, Ole Miss
DB . . . Dominick Sanders, Georgia
DB . . . Tre'Davious White, LSU
DB . . . Jamal Adams, LSU

SPECIALISTS - SECOND TEAM

PK . . . Taylor Bertolet, Texas A&M
PK . . . Adam Griffith, Alabama
P . . . Johnny Townsend, Florida
RS . . . Christian Kirk, Texas A&M

2016

OFFENSE - FIRST TEAM

TE . . . Evan Engram, Ole Miss
OL . . . Cam Robinson, Alabama
OL . . . Dan Skipper, Arkansas
OL . . . Avery Gennesy, Texas A&M
OL . . . Will Clapp, LSU
C . . . Ethan Pocic, LSU
WR . . . Christian Kirk, Texas A&M
WR . . . ArDarius Stewart, Alabama
QB . . . Jalen Hurts, Alabama
RB . . . Kamryn Pettway, Auburn
RB . . . Derrius Guice, LSU
AP . . . Christian Kirk, Texas A&M

DEFENSE - FIRST TEAM

DL . . . Jonathan Allen, Alabama
DL . . . Derek Barnett, Tennessee
DL . . . Carl Lawson, Auburn
DL . . . Myles Garrett, Texas A&M
LB . . . Zach Cunningham, Vanderbilt
LB . . . Reuben Foster, Alabama
LB . . . Kendall Beckwith, LSU
DB . . . Jalen Tabor, Florida
DB . . . Tre'Davious White, LSU
DB . . . Minkah Fitzpatrick, Alabama
DB . . . Aarion Penton, Missouri

SPECIALISTS - FIRST TEAM

PK . . . Daniel Carlson, Auburn
P . . . JK Scott, Alabama
RS . . . Christian Kirk, Texas A&M

OFFENSE - SECOND TEAM

TE . . . O.J. Howard, Alabama
OL . . . Braden Smith, Auburn
OL . . . Will Holden, Vanderbilt
OL . . . Martez Ivey, Florida
OL . . . Alex Kozan, Auburn
C . . . Jon Toth, Kentucky
WR . . . Calvin Ridley, Alabama
WR . . . Fred Ross, Mississippi State
QB . . . Chad Kelly, Ole Miss
QB . . . Joshua Dobbs, Tennessee
RB . . . Rawleigh Williams III, Arkansas
RB . . . Ralph Webb, Vanderbilt
RB . . . Leonard Fournette, LSU
AP . . . Derrius Guice, LSU

DEFENSE - SECOND TEAM

DL . . . Arden Key, LSU
DL . . . Montravius Adams, Auburn
DL . . . Charles Harris, Missouri
DL . . . Caleb Brantley, Florida
LB . . . Tim Williams, Alabama
LB . . . Jarrad Davis, Florida
LB . . . Jordan Jones, Kentucky
DB . . . Jamal Adams, LSU
DB . . . Eddie Jackson, Alabama
DB . . . Quincy Wilson, Florida
DB . . . Justin Evans, Texas A&M

SPECIALISTS - SECOND TEAM

PK . . . Gary Wunderlich, Ole Miss
P . . . Johnny Townsend, Florida
RS . . . Evan Berry, Tennessee



HONORS & ACCOLADES

SEC ALL-FRESHMAN TEAMS

[Selected by Knoxville News-Sentinel (1986-98); SEC Coaches (1999-)]

1986

OFFENSE

*QB... Tommy Hodson, LSU
RB... Harvey Williams, LSU
RB... Octavius Gould, Florida
RB... James Joseph, Auburn
REC... Terrence Cleveland, Tennessee
REC... Willie Green, Ole Miss
OL... Mike Zuga, Alabama
OL... Andy Anderson, Alabama
OL... John Hudson, Auburn
OL... Burr Seaver, Vanderbilt
PK... David Brownwydke, LSU
RS... T.D. Woods, Tennessee

DEFENSE

DL... Demond Winston, Vanderbilt
DL... Andy Dotson, Georgia
DL... Darryl Smith, Ole Miss
DL... Vic Adams, Kentucky
LB... Vantrisse Davis, Alabama
LB... Pat Moore, Florida
LB... Jesse Anderson, Miss. State
LB... Milton Gordon, Tennessee
DB... Don Price, Ole Miss
DB... Asa Bennett, Miss. State
DB... Torrey Price, Vanderbilt
DB... Ron Robinson, Kentucky
P... Tommy Parks, Miss. State
* - Freshman of the Year

1987

OFFENSE

WR... Ernie Mills, Florida
WR... Alvin Harper, Tennessee
OL... Tony Robertson, Miss. State
OL... Roger Shultz, Alabama
OL... Dawson Pruett, Ole Miss
OL... Terrill Chatman, Alabama
OL... Robbin Perry, Tennessee
QB... Jeff Dunn, Alabama
*RB... Emmitt Smith, Florida
RB... Reggie Cobb, Tennessee
RB... Rodney Hampton, Georgia
PK... Phillip Doyle, Alabama

DEFENSE

DL... Charles McRae, Tennessee
DL... Cedric Moore, Vanderbilt
DL... Robert Lenoir, Alabama
DL... Robert Young, Miss. State
LB... Robert Stewart, Alabama
LB... Mark Murray, Florida
LB... Huey Richardson, Florida
DB... Todd Sandroni, Ole Miss
DB... Kelly Days, Tennessee
DB... Chris Tolbert, Kentucky
DB... Eddie Myles, Miss. State
P... Charles Childers, Ole Miss
* - Freshman of the Year

1988

OFFENSE

WR... Arthur Marshall, Georgia
WR... Shayne Wasden, Auburn
OL... Greg Lahr, Kentucky
OL... Kenny Stewart, Miss. State
OL... Bobby Craycraft, Vanderbilt
OL... John Fisher, Tennessee
OL... Ed King, Auburn
QB... Kyle Morris, Florida
RB... Willie McClendon, Florida
RB... Kevin Turner, Alabama
RB... Henry Love, Auburn
P... Mike Riley, Miss. State

DEFENSE

DL... Jerry Bell, Kentucky
DL... Rod Keith, Vanderbilt
DL... Shazzon Bradley, Tennessee
LB... Tim Paulk, Florida
LB... Earnest Fields, Tennessee
LB... Melvin Hawkins, Miss. State
LB... Anthony Judge, Auburn
DB... Chuck Carswell, Georgia
DB... Bill Fitzpatrick, Vanderbilt
DB... Chauncey Godwin, Ole Miss
DB... Charles Gardner, Alabama
PK... Chip McCallum, Tennessee
RS... Vince Fuller, LSU

1989

OFFENSE

WR... Clarence Sevillian, Vanderbilt
WR... Kurt Johnson, Kentucky
OL... Jack Swan, Georgia
OL... John James, Miss. State
OL... Byron Jordan, Miss. State
OL... Everett Lindsay, Ole Miss
OL... Chuck Bradley, Kentucky
QB... Donald Douglas, Florida
RB... Chuck Webb, Tennessee
RB... Kenny Roberts, Miss. State
RB... Darrell Williams, Auburn
PK... Brian Lee, Ole Miss
RS... Tony James, Miss. State

DEFENSE

DL... George Brown, Georgia
DL... Rodney Stowers, Miss. State
DL... Mike Gandolfo, Vanderbilt
LB... Marc Woodard, Miss. State
LB... Alan Young, Vanderbilt
LB... Nigel Ventress, LSU
LB... David Walkup, LSU
DB... Chris Donnelly, Vanderbilt
DB... Carl Pickens, Tennessee
DB... Mike Jones, Georgia
DB... Will White, Florida
P... David Lawrence, Vanderbilt

1990

OFFENSE

WR... Andre Hastings, Georgia
WR... Marcus Carter, LSU
TE... Shannon Mitchell, Georgia
OL... Anthony Redmon, Auburn
OL... Kevin Mawae, LSU
OL... Clint Conlee, Ole Miss
OL... Shea Bell, Miss. State
OL... Matt Hammond, Alabama
QB... Stan White, Auburn
*RB... Garrison Hearst, Georgia
RB... Errict Rhett, Florida
FB... Terry Samuels, Kentucky
RS... Chris Anderson, Alabama

DEFENSE

DL... Willie Jennings, Georgia
DL... Bernard Williams, Georgia
DL... Jeremy Nunley, Alabama
#LB... James Willis, Auburn
LB... Roovelroe Swan, LSU
LB... Shelton Quarles, Vanderbilt
LB... Ed Robinson, Florida
DB... Anthony Marshall, LSU
DB... Ralph Thompson, Georgia
DB... Robert Davis, Vanderbilt
DB... Aaron Smith, Vanderbilt
P... Joey Chapman, Tennessee
* - Freshman of the Year (Offense)
- Freshman of the Year (Defense)

1991

OFFENSE

WR... David Palmer, Alabama
WR... Aubrey Hill, Florida
OL... Jon Stevenson, Alabama
OL... Steve Roberts, Georgia
OL... Mark Askin, Kentucky
OL... Richard Saenz, Vanderbilt
*QB... Eric Zeier, Georgia
RB... James Stewart, Tennessee
RB... Aaron Hayden, Tennessee
RB... Joe Frazier, Auburn
FB... Michael Davis, Miss. State
PK... John Becksvooort, Tennessee
RS... Thomas Bailey, Auburn

DEFENSE

DL... William Crowell, LSU
DL... Damon Betz, Kentucky
DL... Ellis Johnson, Florida
DL... Kevin Carter, Florida
LB... Michael Rogers, Alabama
LB... Damon Ward, Georgia
DB... Melvin Johnson, Kentucky
DB... Ivory Hilliard, LSU
DB... Rodney Young, LSU
DB... Fred Smith, Auburn
DB... Larry Kennedy, Florida
P... Shayne Edge, Florida
* - Freshman of the Year

1992

OFFENSE

WR... Jack Johnson, Florida
OL... Jeff Smith, Tennessee
OL... Bubba Miller, Tennessee
OL... Reggie Green, Florida
OL... Owen Neil, Vanderbilt
*QB... Steve Taneyhill, S. Carolina
RB... Cliff Deese, Vanderbilt
RB... Oscar Malone, Arkansas
FB... Royce Love, Vanderbilt
PK... Michael Proctor, Alabama
PRS... Shawn Summers, Tennessee
KORS... David Butler, LSU

DEFENSE

DL... Johnie Church, Florida
DL... Eric Sullivan, S. Carolina
DL... Jeff Kaiser, Georgia
DL... David Barnard, Florida
OLB... Ben Hanks, Florida
OLB... James Gillyard, LSU
#ILB... Randall Godfrey, Georgia
ILB... Anthony Harris, Auburn
DB... Michael Lowery, Ole Miss
DB... Jason Parker, Tennessee
DB... David Snardon, Kentucky
* - Freshman of the Year (Offense)
- Freshman of the Year (Defense)

1993

OFFENSE

WR... Ta'Boris Fisher, Ole Miss
WR... Joey Kent, Kentucky
WR... Kenny Causey, Miss. State
OL... Willie Anderson, Auburn
OL... John Harrison, S. Carolina
OL... Ben Bordelon, LSU
OL... Adam Meadows, Georgia
C... Don Struebing, Arkansas
*QB... Danny Wuerffel, Florida
RB... Moe Williams, Kentucky
ATH... Eddie Kennison, LSU

DEFENSE

DL... Leland Taylor, Tennessee
DL... Cameron Davis, Florida
DL... Walter Rouse, Georgia
LB... Mike Calais, LSU
LB... Darren Hambrick, Florida
LB... Dwayne Curry, Miss. State
LB... Mark Smith, Arkansas
DB... Lawrence Wright, Florida
DB... Anthonie Lott, Florida
DB... Raymond Austin, Tennessee
DB... Eric Vance, Vanderbilt
Sp. Teams
... Terry Cousin, S. Carolina
PK... Reed Morton, S. Carolina
* - Freshman of the Year

1994

OFFENSE

OL... John Schlarman, Kentucky
OL... Victor Riley, Auburn
OL... Adam Perry, LSU
OL... Robert Poole, Tennessee
OL... Will Jacobs, Vanderbilt
C... Paul Beckwith, S. Carolina
WR... Reidel Anthony, Florida
WR... Ike Hilliard, Florida
*QB... Peyton Manning, Tennessee
RB... Fred Taylor, Florida
RB... Elijah Williams, Florida
RB... Hines Ward, Georgia

DEFENSE

DL... Travis Stroud, Georgia
DL... David Carmona, LSU
DL... James Greir, Miss. State
DL... Jay Stallworth, Vanderbilt
LB... Chad Hudson, Kentucky
LB... Dewayne Rudd, Alabama
LB... Nate Wayne, Ole Miss
LB... Conley Earls, Miss. State
LB... Greg Bright, Georgia
DB... DeShea Townsend, Alabama
DB... Ken Alvis, Auburn
DB... Mike Harris, Florida
DB... Terry Fair, Tennessee
DB... Ben Washington, S. Carolina
DB... Corey Chavous, Vanderbilt
DB... Matt Anderson, Vanderbilt
RS... Kio Sanford, Kentucky
P... Matt Wait, Arkansas
* - Freshman of the Year

1995

OFFENSE

WR... Zola Davis, South Carolina
WR... Jacques Green, Florida
WR... Anthony Lucas, Arkansas
WR... Craig Yeast, Kentucky
OL... Jamar Nesbitt, South Carolina
OL... Mo Collins, Florida
OL... Alan Faneca, LSU
OL... Jonas Liening, Kentucky
OL... Russ Brown, Arkansas
QB... Herbert Tyler, LSU
*RB... Kevin Faulk, LSU
RB... Torin Kirtsey, Georgia
RB... Terry Jackson, Florida
RB... Kendall Cleveland, LSU

HONORS & ACCOLADES

DEFENSE

*DL... Anthony McFarland, LSU
DL... Jimmy Brumbaugh, Auburn
DL... Marvin Major, Kentucky
DL... Ron Green, Tennessee
DL... Chris Hood, Alabama
LB... Takeo Spikes, Auburn
LB... Johnny Rutledge, Florida
LB... Mike Peterson, Florida
*DB... Martavious Houston, Auburn
DB... Armin Love, Georgia
DB... Fernando Bryant, Alabama
DB... Arturo Freeman, South Carolina
PK... Jeff Hall, Tennessee
KR... Robert Baker, Auburn
* - Co-Freshman of the Year

1996

OFFENSE

WR... Todd Yoder, Vanderbilt
WR... Larry Foster, LSU
TE... Chad Spencer, Kentucky
OL... Spencer Riley, Tennessee
OL... David De La Perralle, Kentucky
OL... Ryan Kalich, Florida
OL... Chris Samuels, Alabama
OL... Jeno James, Auburn
RB... *Derick Logan, Kentucky
RB... Rondell Mealey, LSU
RB... Shaun Alexander, Alabama
QB... Matt Wyatt, Miss. State
P... Courtney Leavitt, South Carolina
PK... Hap Hines, Georgia

DEFENSE

DL... Theo Williams, LSU
DL... Billy Ratliff, Tennessee
DL... George Massey, Kentucky
DL... Reggie McGrew, Florida
DL... D.J. Cooper, Arkansas
LB... Jevon Kearse, Florida
LB... Armegis Spearman, Ole Miss
LB... Charles Smith, LSU
DB... *Mark Roman, LSU
DB... Tim Strickland, Ole Miss
DB... Brad Ware, Auburn
DB... Champ Bailey, Georgia
DB... Ronnie Heard, Ole Miss
DB... Kendall Roberson, Miss. State
* - Freshman of the Year

1997

OFFENSE

WR... Abram Booty, LSU
WR... Jermale Kelly, South Carolina
OL... Terrence Metcalf, Ole Miss
OL... Paul Hogan, Alabama
OL... Trey Langley, LSU
OL... Cosey Coleman, Tennessee
OL... Zac Zedalis, Florida
RB... *Jamal Lewis, Tennessee
RB... Derek Homer, Kentucky
RB... Jimmy Williams, Vanderbilt
RB... Jared McGrath, Vanderbilt
QB... Victor Penn, South Carolina
P... Reagan King, Ole Miss
PK... Seth Hanson, Kentucky

DEFENSE

DL... Derrick Burgess, Ole Miss
DL... Kenny Smith, Alabama
DL... Ryan Aulds, Vanderbilt
DL... Marcus Stroud, Georgia
LB... Travis Carroll, Alabama
LB... Randy Garner, Arkansas
LB... Quentin Caver, Arkansas
DB... Marcus Spencer, Alabama
DB... Rob Pate, Auburn
DB... Willie Gary, Kentucky
DB... Larry Casher, Auburn
* - Freshman of the Year

1998

OFFENSE

WR... Reggie Robinson, LSU
WR... Nezhir Hasanoglu, Vanderbilt
OL... Kevin Rivers, South Carolina
OL... Matt Brown, Kentucky
OL... Philip Jones, South Carolina
OL... Kenyatta Walker, Florida
OL... Melvin Paige, South Carolina
RB... Dizenzo Miller, Miss. State
RB... Robert Gillespie, Florida
QB... *Quincy Carter, Georgia
P... David Wasielewski, Florida
PK... Christian Chauvin, LSU
ATH... Freddie Milons, Alabama

DEFENSE

DL... Kindal Moorehead, Alabama
DL... Jarvis Green, LSU
DL... Doyle Crosby, Vanderbilt
DL... Carlos Hall, Arkansas
LB... Eddie Strong, Ole Miss
LB... Jamie Winborn, Vanderbilt
LB... James Callier, Auburn
DB... Reggie Myles, Alabama
DB... Orlando Green, Arkansas
DB... Bennie Alexander, Florida
DB... David Johnson, Kentucky
* - Freshman of the Year

1999

OFFENSE

WR... *Ronney Daniels, Auburn
WR... Terrence Edwards, Georgia
TE... Randy McMichael, Georgia
OL... Mike Pearson, Florida
OL... Kevin Breedlove, Georgia
OL... Dante Ellington, Alabama
OL... Jon Stinchcomb, Georgia
C... Ben Claxton, Ole Miss
RB... Cedric Cobbs, Arkansas
RB... Earnest Graham, Florida
QB... Tyler Watts, Alabama
PK... John Corbello, LSU

DEFENSE

DL... Kenny King, Alabama
DL... Charles Grant, Georgia
DL... Albert Haynesworth, Tennessee
LB... Saleem Rasheed, Alabama
LB... Marvin Constant, Alabama
LB... Treverance Faulk, LSU
LB... Bradie James, LSU
LB... Jeremy Lawrence, LSU
DB... Rashad Faison, South Carolina
DB... Rushen Jones, Vanderbilt
DB... Daryl Dixon, Florida
DB... Todd Johnson, Florida
P... Richie Butler, Arkansas
* - Freshman of the Year

2000

OFFENSE

WR... Jabar Gaffney, Florida*
WR... Derek Abney, Kentucky
WR... Richard Smith, Arkansas
TE... Robert Johnson, Auburn
OL... Michael Munoz, Tennessee
OL... Antonio Hall, Kentucky
OL... Travelle Wharton, South Carolina
OL... Rodney Reed, LSU
C... Scott Wells, Tennessee
QB... Rex Grossman, Florida
RB... LaBrandon Toefield, LSU
RB... Chad Scott, Kentucky
PK... Billy Bennett, Georgia

DEFENSE

DL... DeMarco McNeil, Auburn
DL... DeWayne Robertson, Kentucky

DL... Clint Mitchell, Florida
LB... Jason Clark, Miss. State
LB... Caleb Miller, Arkansas
LB... Dontarrious Thomas, Auburn
LB... Travis Harris, Florida
DB... Ken Hamlin, Arkansas
DB... Rashad Baker, Tennessee
DB... Deandre Eiland, S. Carolina
DB... Roshard Gilyard, Auburn
P... Donnie Jones, LSU
* - Freshman of the Year

2001

OFFENSE

WR... Kelley Washington, Tennessee
WR... Fred Gibson, Georgia
TE... Marcus Spears, LSU
OL... Ben Wilkerson, LSU
OL... Shawn Andrews, Arkansas
OL... Wesley Britt, Alabama
OL... Justin Smiley, Alabama
OL... Justin Geisinger, Vanderbilt
QB... David Greene, Georgia*
RB... Carnell Williams, Auburn
RB... Ronnie Brown, Auburn
PK... Jonathan Nichols, Ole Miss

DEFENSE

DL... Ellery Moore, Kentucky
DL... David Pollack, Kentucky
DL... Ronald Fields, Miss. State
LB... Pat Brunner, Vanderbilt
LB... Jeb Huckeba, Arkansas
LB... Brian Lester, Ole Miss
LB... Rob Robertson, Ole Miss
DB... Carlos Rogers, Auburn
DB... Ahmad Carroll, Arkansas
DB... Lorenzo Parker, Vanderbilt
DB... Eric Oliver, Ole Miss
P... Dustin Colquitt, Tennessee
* - Freshman of the Year

2002

OFFENSE

WR... Troy Williamson, South Carolina
WR... Mike Espy, Ole Miss
TE... Cooper Wallace, Auburn
OL... Marcus McNeil, Auburn
OL... Tre Stallings, Ole Miss
OL... Mac Pyle, Vanderbilt
OL... Andrew Whitworth, LSU
C... Mike Degory, Florida
QB... Jay Cutler, Vanderbilt
RB... Joseph Addai, LSU
RB... Kwane Doster, Vanderbilt*

DEFENSE

DL... Moe Thompson, South Carolina
DL... Darrius Swain, Georgia
DL... Deion Holts, Kentucky
DL... McKinley Boykin, Ole Miss
LB... Freddie Roach, Alabama
LB... Lance Laury, South Carolina
LB... Moses Osemwegie, Vanderbilt
DB... Cameron Vaughn, LSU
DB... Charlie Pehra, Alabama
DB... Tim Jennings, Georgia
DB... Travis Johnson, Ole Miss
DB... Darren Williams, Miss. State

SPECIALISTS

P... Greg Johnson, Vanderbilt
PK... Taylor Begley, Kentucky
RS... Kwane Doster, Vanderbilt
* - Freshman of the Year

2003

OFFENSE

WR... Courtney Taylor, Auburn
WR... Marlon White, Vanderbilt
TE... Keith Zinger, LSU

OL... Donovan Davis, Miss. State
OL... Daniel Inman, Georgia
OL... Arron Sears, Tennessee
OL... Brian Stamper, Vanderbilt
OL... Tom Sorensen, Vanderbilt
QB... Chris Leak, Florida*
RB... Demetris Summers, S. Carolina
RB... Michael Cooper, Georgia

DEFENSE

DL... Ray McDonald, Florida
DL... Quentin Moses, Georgia
DL... Lamar Mills, Kentucky
LB... Channing Crowder, Florida
LB... Earl Everett, Florida
LB... Juwan Garth, Alabama
LB... Durrell White, Kentucky
DB... Will Herring, Auburn
DB... Corey Campbell, Tennessee
DB... LaRon Landry, LSU
DB... Quinton Culberson, Miss. State

SPECIALISTS

P... Eric Wilbur, Florida
PK... James Wilhoit, Tennessee
* - Freshman of the Year

2004

OFFENSE

WR... Marcus Monk, Arkansas
WR... Early Doucet, LSU
TE... Eric Butler, Miss. State
OL... Will Arnold, LSU
OL... Robert Felton, Arkansas
OL... Matt Gilbow, Arkansas
OL... Chester Adams, Georgia
C... Hamilton Holliday, Vanderbilt
QB... Erik Ainge, Tennessee
RB... Thomas Brown, Georgia
RB... Danny Ware, Georgia

DEFENSE

DL... Quentin Groves, Auburn
DL... Stanley McClover, Auburn
DL... Wallace Gilberry, Alabama
DL... Corey Clark, Miss. State
LB... Brandon Siler, Florida
LB... Titus Brown, Miss. State
LB... Wesley Woodyard, Kentucky
LB... Jonathan Goff, Vanderbilt
LB... Garry Pack, Ole Miss
DB... Roshawn Fellows, Tennessee
DB... Ko Simpson, South Carolina
DB... Jonathan Hefney, Tennessee
DB... Mario Bobo, Miss. State

SPECIALISTS

P... Jeremy Davis, Arkansas
PK... Andy Bailey, Georgia
RS... Jonathan Lowe, Miss. State
* - Freshman of the Year

2005

OFFENSE

WR... Earl Bennett, Vanderbilt
WR... Sidney Rice, South Carolina
TE... Nick Walker, Alabama
OL... Jonathan Luigs, Arkansas
OL... B.J. Stabler, Alabama
OL... Ramon Foster, Tennessee
OL... Antoine Caldwell, Alabama
OL... Michael Oher, Ole Miss
QB... Casey Dick, Arkansas
*RB... Darren McFadden, Arkansas
RB... Arian Foster, Tennessee

DEFENSE

DL... Bobby Greenwood, Alabama
DL... Dakota Walker, South Carolina
DL... Jeff Owens, Georgia
DL... Tyson Jackson, LSU



HONORS & ACCOLADES

LB . . . Freddie Fairchild, Arkansas
 LB . . . Braxton Kelley, Kentucky
 LB . . . Jamar Chaney, Miss. State
 LB . . . Anthony Littlejohn, Miss. State
 DB . . . Reshard Langford, Vanderbilt
 DB . . . Jamarca Sanford, Ole Miss
 DB . . . Shomari Moore, Kentucky
 DB . . . David Jones, Kentucky
 DB . . . Derek Pegues, Miss. State

SPECIALISTS

P . . . Bryant Hahnfeldt, Vanderbilt
 PK . . . Blake McAdams, Miss. State
 RS . . . Felix Jones, Arkansas
 * – Freshman of the Year

2006

OFFENSE

TE . . . Ben Cleveland, Arkansas
 OL . . . Andre Smith, Alabama
 OL . . . Ciron Black, LSU
 OL . . . John Jerry, Ole Miss
 OL . . . Justin Jeffries, Kentucky
 OL . . . Craig Jenkins, Miss. State
 C . . . Josh McNeil, Tennessee
 *WR . . . Percy Harvin, Florida
 WR . . . Brandon LaFell, LSU
 WR . . . Damian Williams, Arkansas
 QB . . . Matthew Stafford, Georgia
 QB . . . Tim Tebow, Florida
 RB . . . LaMarcus Coker, Tennessee
 RB . . . Anthony Dixon, Miss. State

DEFENSE

DL . . . Ricky Jean-Francois, LSU
 DL . . . Sen'Derrick Marks, Auburn
 DL . . . Kade Weston, Georgia
 LB . . . Prince Hall, Alabama
 LB . . . Rodney Paulk, South Carolina
 LB . . . Micah Johnson, Kentucky
 LB . . . Rico McCoy, Tennessee
 LB . . . Wendel Davis, Arkansas
 LB . . . Jamon Hughes, Miss. State
 DB . . . Trevard Lindley, Kentucky
 DB . . . Emanuel Cook, South Carolina
 DB . . . D.J. Moore, Vanderbilt
 DB . . . Aairon Savage, Auburn
 DB . . . Jeraud Powers, Auburn

SPECIALISTS

P . . . P.J. Fitzgerald, Alabama
 PK . . . Lones Seiber, Kentucky
 PK . . . Joshua Shene, Ole Miss
 RS . . . Brandon James, Florida
 * – Freshman of the Year

2007

OFFENSE

TE . . . D.J. Williams, Arkansas
 OL . . . Ryan Pugh, Auburn
 OL . . . Trinton Sturdivant, Georgia
 OL . . . Lee Ziemba, Auburn
 OL . . . Clint Boling, Georgia
 OL . . . Maurkice Pouncey, Florida
 OL . . . Chaz Ramsey, Auburn
 WR . . . Terrance Toliver, LSU
 WR . . . Denarius Moore, Tennessee
 QB . . . Wesley Carroll, Mississippi State
 RB . . . *Knowshon Moreno, Georgia
 RB . . . Terry Grant, Alabama

DEFENSE

DL . . . Ladi Ajiboye, South Carolina
 DL . . . Damario Ambrose, Arkansas
 DL . . . Antoine Carter, Auburn
 LB . . . Rolando McClain, Alabama
 LB . . . Freddy Burton, Arkansas
 LB . . . Cliff Matthews, South Carolina
 LB . . . A.J. Jones, Florida
 DB . . . Eric Berry, Tennessee
 DB . . . Joe Haden, Florida
 DB . . . Major Wright, Florida
 DB . . . Zac Etheridge, Auburn
 DB . . . Kareem Jackson, Alabama
 DB . . . Chad Jones, LSU

SPECIALISTS

PK . . . Daniel Lincoln, Tennessee
 PK . . . Alex Tejada, Arkansas
 P . . . Ryan Shoemaker, Auburn
 RS . . . Chad Jones, LSU
 * – Freshman of the Year

2008

OFFENSE

TE . . . Brandon Barden, Vanderbilt
 OL . . . Justin Anderson, Georgia
 OL . . . Cordy Glenn, Georgia
 OL . . . John Michael Boswell, Alabama
 OL . . . Grant Cook, Arkansas
 OL . . . Kyle Fischer, Vanderbilt
 OL . . . Quentin Saulsberry, Miss. State
 C . . . Ben Jones, Georgia
 WR . . . *A.J. Green, Georgia
 WR . . . Julio Jones, Alabama
 QB . . . Randall Cobb, Kentucky
 RB . . . Mark Ingram, Alabama
 RB . . . Jeffery Demps, Florida
 RB . . . Chris Rainey, Florida

DEFENSE

DL . . . Jake Bequette, Arkansas
 DL . . . T.J. Greenstone, Vanderbilt
 DL . . . Zach Stadther, Arkansas
 DL . . . DeAngelo Tyson, Georgia
 LB . . . Chris Marve, Vanderbilt
 LB . . . Dont'a Hightower, Alabama
 LB . . . Jerry Franklin, Arkansas
 LB . . . Spencer Pybus, Auburn
 LB . . . Daryl Vereen, Tennessee
 DB . . . Janoris Jenkins, Florida
 DB . . . Will Hill, Florida
 DB . . . Charles Mitchell, Miss. State
 DB . . . Neiko Thorpe, Auburn

SPECIALISTS

PK . . . Blair Walsh, Georgia
 RS . . . Dennis Johnson, Arkansas
 * – Freshman of the Year

2009

OFFENSE

TE . . . Orson Charles, Georgia
 OL . . . Barrett Jones, Alabama
 OL . . . Aaron Douglas, Tennessee
 OL . . . Xavier Nixon, Florida
 OL . . . Ryan Seymour, Vanderbilt
 OL . . . Larry Warford, Kentucky
 OL . . . T.J. Johnson, South Carolina
 WR . . . Alshon Jeffery, South Carolina
 WR . . . Chad Bumphis, Mississippi State
 QB . . . Morgan Newton, Kentucky
 RB . . . Trent Richardson, Alabama
 RB . . . *Warren Norman, Vanderbilt

DEFENSE

DL . . . Devin Taylor, South Carolina
 DL . . . Tenarius Wright, Arkansas
 DL . . . Fletcher Cox, Mississippi State
 DL . . . Montez Robinson, Georgia
 DL . . . Omar Hunter, Florida
 LB . . . Nico Johnson, Alabama
 LB . . . D.T. Shackelford, Ole Miss
 LB . . . Herman Lathers, Tennessee
 DB . . . Johnthan Banks, Miss. State
 DB . . . Corey Broomfield, Miss. State
 DB . . . Daren Bates, Auburn
 DB . . . Stephon Gilmore, S. Carolina

SPECIALISTS

PK . . . Ryan Fowler, Vanderbilt
 P . . . Tyler Campbell, Ole Miss
 RS . . . *Warren Norman, Vanderbilt
 * – Freshman of the Year

2010

OFFENSE

TE . . . Jordan Aumiller, Kentucky
 OL . . . JáWuan James, Tennessee
 OL . . . D.J. Fluker, Alabama
 OL . . . Wesley Johnson, Vanderbilt
 OL . . . Alvin Bailey, Arkansas
 OL . . . Gabe Jackson, Mississippi State
 C . . . Travis Swanson, Arkansas
 WR . . . Ace Sanders, South Carolina
 WR . . . Justin Hunter, Tennessee
 QB . . . Aaron Murray, Georgia
 RB . . . *Marcus Lattimore, S. Carolina
 RB . . . Mike Dyer, Auburn
 AP . . . Trey Burton, Florida

DEFENSE

DL . . . Jacques Smith, Tennessee
 DL . . . Barkevious Mingo, LSU
 DL . . . Sharrif Floyd, Florida
 DL . . . Byran Jones, Arkansas
 DL . . . Kwame Geathers, Georgia
 DL . . . Corey Lemonier, Auburn
 DL . . . *Walker May, Vanderbilt
 DL . . . Sam Montgomery, LSU
 LB . . . C.J. Mosley, Alabama
 LB . . . Jelani Jenkins, Florida
 LB . . . *Ronald Powell, Florida
 LB . . . John Propst, Tennessee
 DB . . . Tyrann Mathieu, LSU
 DB . . . Nickoe Whitley, Mississippi State
 DB . . . Kenny Ladler, Vanderbilt
 DB . . . Dee Milliner, Alabama
 DB . . . Alec Ogletree, Georgia

SPECIAL TEAMS

PK . . . Zach Hocker, Arkansas
 P . . . Cody Mandell, Alabama
 RS . . . Andre DeBose, Florida
 * – Freshman of the Year

2011

OFFENSE

TE . . . Malcolm Johnson, Miss. State
 OL . . . A.J. Cann, South Carolina
 OL . . . Marcus Jackson, Tennessee
 OL . . . Cyrus Kouandjio, Alabama
 OL . . . Chaz Green, Florida
 C . . . Reese Dismukes, Auburn
 WR . . . Malcolm Mitchell, Georgia
 WR . . . Odell Beckham Jr., LSU
 QB . . . Maxwell Smith, Kentucky
 RB . . . Isaiah Crowell, Georgia
 RB . . . Kenny Hilliard, LSU
 AP . . . Bruce Ellington, South Carolina

DEFENSE

DL . . . *Jadeveon Clowney, S. Carolina
 DL . . . Trey Flowers, Arkansas
 DL . . . Anthony Johnson, LSU
 DL . . . Kaleb Eulls, Mississippi State
 LB . . . A.J. Johnson, Tennessee
 LB . . . Curt Maggitt, Tennessee
 LB . . . Serderius Bryant, Ole Miss
 DB . . . Brian Randolph, Tennessee
 DB . . . Vinnie Sunseri, Alabama
 DB . . . Pop Saunders, Florida
 DB . . . Tevin Mitchell, Arkansas

SPECIAL TEAMS

K . . . James Hairston, LSU
 P . . . Brad Wing, LSU
 RS . . . Marquel Wade, Arkansas
 * – Freshman of the Year

2012

OFFENSE

TE . . . Jerell Adams, South Carolina
 OL . . . John Theus, Georgia
 OL . . . D.J. Humphries, Florida
 OL . . . Brandon Shell, South Carolina
 OL . . . Vadal Alexander, LSU
 C . . . Ryan Kelly, Alabama
 WR . . . Amari Cooper, Alabama
 WR . . . Mike Evans, Texas A&M
 QB . . . *Johnny Manziel, Texas A&M
 RB . . . Todd Gurley, Georgia
 RB . . . T.J. Yeldon, Alabama
 AP . . . Trey Williams, Texas A&M

DEFENSE

DL . . . Dante Fowler, Florida
 DL . . . Jonathan Bullard, Florida
 DL . . . Issac Cross, Ole Miss
 DL . . . D.J. Pettway, Alabama
 LB . . . Denzel Nkemdiche, Ole Miss
 LB . . . Benardrick McKinney, Mississippi State
 LB . . . A.J. Turner, Arkansas
 LB . . . Otha Peters, Arkansas
 LB . . . Antonio Morrison, Florida
 DB . . . Jalen Collins, LSU
 DB . . . T.J. Gurley, South Carolina
 DB . . . Rohan Gaines, Arkansas
 DB . . . LaDarrell McNeil, Tennessee

SPECIAL TEAMS

PK . . . Andrew Baggett, Missouri
 P . . . Landon Foster, Kentucky
 RS . . . Trey Williams, Texas A&M
 * – Freshman of the Year

HONORS & ACCOLADES

2013 OFFENSE

TE . . . Hunter Henry, Arkansas
 OL . . . Laremy Tunsil, Ole Miss
 OL . . . Andrew Jelks, Vanderbilt
 OL . . . Alex Kozan, Auburn
 OL . . . Denver Kirkland, Arkansas
 C . . . Jon Toth, Kentucky
 *WR . . . Laquon Treadwell, Ole Miss
 WR . . . Marquez North, Tennessee
 QB . . . Maty Mauk, Missouri
 RB . . . Alex Collins, Arkansas
 RB . . . Kelvin Taylor, Florida
 AP . . . Pharoh Cooper, South Carolina

DEFENSE

DL . . . Chris Jones, Mississippi State
 DL . . . A'Shawn Robinson, Alabama
 DL . . . Robert Nkemdiche, Ole Miss
 DL . . . Darius Philon, Arkansas
 LB . . . Darian Claiborne, Texas A&M
 LB . . . Leonard Floyd, Georgia
 LB . . . Skai Moore, South Carolina
 DB . . . Vernon Hargreaves, Florida
 DB . . . Tony Conner, Ole Miss
 DB . . . Tre'Davious White, LSU
 DB . . . Cameron Sutton, Tennessee

SPECIAL TEAMS

PK . . . Elliott Fry, South Carolina
 P . . . Johnny Townsend, Florida
 RS . . . Pharoh Cooper, South Carolina
 * — Freshman of the Year

2014 OFFENSE

TE . . . Jeb Blazevich, Georgia
 OL . . . Cam Robinson, Alabama
 OL . . . Jashon Robertson, Tennessee
 OL . . . Braden Smith, Auburn
 OL . . . Ramsey Meyers, Kentucky
 C . . . Frank Ragnow, Arkansas
 WR . . . Speedy Noil, Texas A&M
 WR . . . Malachi Dupre, LSU
 QB . . . Treon Harris, Florida
 *RB . . . Nick Chubb, Georgia
 RB . . . Leonard Fournette, LSU
 AP . . . Leonard Fournette, LSU

DEFENSE

DL . . . Myles Garrett, Texas A&M
 DL . . . Derek Barnett, Tennessee
 DL . . . Da'Shawn Hand, Alabama
 DL . . . Marquis Haynes, Ole Miss
 LB . . . Nigel Bowden, Vanderbilt
 LB . . . Lorenzo Carter, Georgia
 LB . . . J.T. Gray, Mississippi State
 DB . . . Jalen Tabor, Florida
 DB . . . Jamal Adams, LSU
 DB . . . Todd Kelly, Jr., Tennessee
 DB . . . Al Harris, Jr., South Carolina

SPECIAL TEAMS

PK . . . Austin MacGinnis, Kentucky
 P . . . JK Scott, Alabama
 RS . . . Speedy Noil, Texas A&M
 * — Freshman of the Year

2015 OFFENSE

TE . . . C.J. Conrad, Kentucky
 OL . . . William Clapp, LSU
 OL . . . Martez Ivey, Florida
 OL . . . Ross Pierschbacher, Alabama
 OL . . . Chance Hall, Tennessee
 C . . . Zach Bailey, South Carolina
 WR . . . Christian Kirk, Texas A&M
 WR . . . Calvin Ridley, Alabama
 QB . . . Kyler Murray, Texas A&M
 RB . . . Derrius Guice, LSU
 RB . . . Rawleigh Williams III, Arkansas
 *AP . . . Christian Kirk, Texas A&M

DEFENSE

DL . . . Arden Key, LSU
 DL . . . Terry Beckner, Missouri
 DL . . . Walter Brady, Missouri
 DL . . . Cece Jefferson, Florida
 LB . . . Dre Greenlaw, Arkansas
 LB . . . Gerri Green, Mississippi State
 LB . . . Darrin Kirkland Jr., Tennessee
 DB . . . Minkah Fitzpatrick, Alabama
 DB . . . Carlton Davis, Auburn
 DB . . . Marlon Humphrey, Alabama
 DB . . . Chris Westry, Kentucky

SPECIAL TEAMS

P . . . Corey Fatony, Missouri
 RS . . . Christian Kirk, Texas A&M
 * — Freshman of the Year

2016 OFFENSE

TE . . . Isaac Nauta, Georgia
 OL . . . Jonah Williams, Alabama
 OL . . . Jawaan Taylor, Florida
 OL . . . Greg Little, Ole Miss
 OL . . . Logan Stenberg, Kentucky
 C . . . Erik McCoy, Texas A&M
 WR . . . Dimetrios Mason, Missouri
 WR . . . Van Jefferson, Ole Miss
 QB . . . Jalen Hurts, Alabama*
 RB . . . Benny Snell Jr., Kentucky
 RB . . . Trayveon Williams, Texas A&M
 AP . . . Jonathan Johnson, Missouri

DEFENSE

DL . . . Jabari Zuniga, Florida
 DL . . . Marlon Davidson, Auburn
 DL . . . Ed Alexander, LSU
 DL . . . McTelvin Agim, Arkansas
 DL . . . Jeffery Simmons, Mississippi State
 LB . . . Leo Lewis, Mississippi State
 LB . . . Devin White, LSU
 LB . . . De'Jon Harris, Arkansas
 DB . . . Javaris Davis, Auburn
 DB . . . Nigel Warrior, Tennessee
 DB . . . Ronnell Perkins, Missouri
 DB . . . Jaylon Jones, Ole Miss
 DB . . . Chris Westry, Kentucky

SPECIAL TEAMS

PK . . . Rodrigo Blankenship, Georgia
 P . . . Josh Crowden, LSU
 RS . . . Jonathan Johnson, Missouri
 * — Freshman of the Year

ALL-TIME SEC PLAYERS OF THE WEEK

1985

Date	Position	Player	Team
Sept. 6	Offensive	Bo Jackson	Auburn
	Defensive	Cornelius Bennett	Alabama
Sept. 13	Offensive	Tony Robinson	Tennessee
	Defensive	Chris White	Tennessee/Cedric Corse, Mississippi State
Sept. 20	Offensive	Mike Shula	Alabama
	Defensive	John Little	Georgia
Sept. 27	Offensive	Kerwin Bell	Florida
	Defensive	Darrin Miller	Tennessee
Oct. 4	Offensive	Bo Jackson	Auburn
	Defensive	Alonzo Johnson	Florida
Oct. 11	Offensive	Jeff Wickersham	LSU
	Defensive	Mike Velotta	Kentucky
Oct. 18	Offensive	Bo Jackson	Auburn
	Defensive	Michael Brooks	LSU
Oct. 25	Offensive	Kent Austin	Ole Miss/Mike Shula, Alabama
	Defensive	Greg Waters	Georgia
Nov. 2	Offensive	Gene Gelks	Alabama
	Defensive	Alonzo Johnson	Florida
Nov. 9	Offensive	Keith Henderson	Georgia/Everett Crawford, Vanderbilt
	Defensive	Greg Waters	Georgia
Nov. 16	Offensive	Bo Jackson	Auburn
	Defensive	Michael Brooks	LSU
Nov. 23	Offensive	Jeff Wickersham	LSU
	Defensive	Ron Sancho	LSU/Henry Thomas, LSU
Nov. 30	Offensive	Daryl Dickey	Tennessee
	Defensive	Kelly Ziegler	Tennessee

1986

Aug. 30 Offensive Kerwin Bell, Florida

Date	Position	Player	Team
Sept. 6	Defensive	Ricky Thomas	Alabama
	Offensive	Don Smith	Mississippi State
Sept. 13	Defensive	Jeff Noblin	Ole Miss
	Offensive	Don Smith	Mississippi State
Sept. 20	Defensive	Michael Brooks	LSU
	Offensive	Bobby Humphrey	Alabama
Sept. 27	Defensive	Cornelius Bennett	Alabama
	Offensive	Brent Fullwood	Auburn
Oct. 4	Defensive	Aundray Bruce	Auburn/Mike Fitzsimmons, Ole Miss
	Offensive	Al Bell	Alabama
Oct. 11	Defensive	Greg Jackson	LSU
	Offensive	Brent Fullwood	Auburn
Oct. 18	Defensive	Toby Caston	LSU
	Offensive	Bobby Humphrey	Alabama
Oct. 25	Defensive	Kurt Crain	Auburn
	Offensive	Wendell Davis	LSU/Brent Fullwood, Auburn
Nov. 1	Defensive	Don Price	Ole Miss
	Offensive	Kerwin Bell	Florida/Bobby Humphrey, Alabama
Nov. 8	Defensive	Keith Williams	Florida/Howard Moss, Ole Miss
	Offensive	Ivy Joe Hunter	Kentucky
Nov. 15	Defensive	Clifford Charlton	Florida/Gregg Jackson, LSU
	Offensive	Tom Hodson	LSU/Bill Ransdell, Kentucky
Nov. 22	Defensive	Steve Boswell	Georgia
	Offensive	Tom Hodson	LSU/Wendell Davis, LSU
Nov. 29	Defensive	Jeff Herrod	Ole Miss
	Offensive	Brent Fullwood	Auburn/Lars Tate, Georgia

1987

Aug. 30 Offensive Reggie Cobb, Tennessee
 Defensive Kelly Ziegler, Tennessee



HONORS & ACCOLADES

Sept. 5	Offensive Defensive	Lars Tate, Georgia Nate Hill, Auburn
Sept. 12	Offensive Defensive	Bobby Humphrey, Alabama Derrick Thomas, Alabama
Sept. 19	Offensive Defensive	Emmitt Smith, Florida Louis Oliver, Florida/Jeff Herrod, Ole Miss
Sept. 26	Offensive Defensive	Bobby Humphrey, Alabama/Eric Jones, Vanderbilt Richard Tardits, Georgia/Keith DeLong, Tennessee
Oct. 3	Offensive Defensive	Rodney Hampton, Georgia Kurt Crain, Auburn/Chris Gaines, Vanderbilt
Oct. 10	Offensive Defensive	Mark Higgs, Kentucky/Jeff Burger, Auburn Ron Sancho, LSU
Oct. 17	Offensive Defensive	Jeff Dunn, Alabama/Tom Hodson, LSU Aundray Bruce, Auburn
Oct. 24	Offensive Defensive	John Darnell, Ole Miss Terrie Webster, Georgia
Oct. 31	Offensive Defensive	Wendell Davis, LSU/Eric Jones, Vanderbilt Kurt Crain, Auburn
Nov. 7	Offensive Defensive	Bobby Humphrey, Alabama/Eric Jones, Vanderbilt Ben Smith, Georgia
Nov. 14	Offensive Defensive	Jeff Burger, Auburn Keith DeLong, Tennessee
Nov. 21	Offensive Defensive	Harvey Williams, LSU Cedric Corse, Mississippi State
Nov. 27-28	Offensive Defensive	Stacy Danley, Auburn Kurt Crain, Auburn

1988

Sept. 3	Offensive Defensive	Rodney Hampton, Georgia Ron Sancho, LSU
Sept. 10	Offensive Defensive	Boo Mitchell, LSU James Williams, Mississippi State
Sept. 17	Offensive Defensive	Tim Worley, Georgia LSU Team
Sept. 24	Offensive Defensive	Emmitt Smith, Florida Tracy Rocker, Auburn
Oct. 1	Offensive Defensive	Tim Worley, Georgia Richard Fain, Florida/Derrick Thomas, Alabama
Oct. 8	Offensive Defensive	Boo Mitchell, Vanderbilt Tony Bennett, Ole Miss
Oct. 15	Offensive Defensive	Tony Shell, Mississippi State Keith DeLong, Tennessee
Oct. 22	Offensive Defensive	Alfred Walls, Kentucky/Mark Young, Ole Miss Derrick Thomas, Alabama
Oct. 29	Offensive Defensive	Eddie Fuller, LSU/David Smith, Alabama Quentin Riggins, Auburn
Nov. 5	Offensive Defensive	Tim Worley, Georgia Demetrius Douglas, Georgia/Randy Holleran, Kentucky
Nov. 12	Offensive Defensive	Reggie Slack, Auburn Brian Smith, Auburn
Nov. 19	Offensive Defensive	Jeff Francis, Tennessee Keith DeLong, Tennessee
Nov. 25-26	Offensive Defensive	Mark Young, Ole Miss Ron Stallworth, Auburn
Dec. 1	Offensive Defensive	David Smith, Alabama Derrick Thomas, Alabama

1989

Sept. 2	Offensive Defensive	Kenny Roberts, Mississippi State Tony Bennett, Ole Miss
Sept. 9	Offensive Defensive	Alexander Wright, Auburn Chauncey Godwin, Ole Miss
Sept. 16	Offensive Defensive	Siran Stacy, Alabama/John Darnell, Ole Miss Lamar Rogers, Auburn
Sept. 23	Offensive Defensive	Emmitt Smith, Florida Efrum Thomas, Florida
Sept. 30	Offensive Defensive	Reggie Cobb, Tennessee Marion, Hobby, Tennessee
Oct. 7	Offensive Defensive	Gary Hollingsworth, Alabama Huey Richardson, Florida
Oct. 14	Offensive Defensive	John Darnell, Ole Miss/Emmitt Smith, Florida Oliver Lawrence, LSU
Oct. 21	Offensive Defensive	Emmitt Smith, Florida/Siran Stacy, Alabama Keith McCants, Alabama
Oct. 28	Offensive Defensive	Rodney Hampton, Georgia/Tom Hodson, LSU Ben Smith, Georgia
Nov. 4	Offensive Defensive	Tom Hodson, LSU Quentin Riggins, Auburn
Nov. 11	Offensive Defensive	Alabama Offensive Line Oliver Barnett, Kentucky
Nov. 18	Offensive Defensive	Chuck Webb, Tennessee John Wiley, Auburn
Nov. 25	Offensive Defensive	Tommy Hodson, LSU/Chuck Webb, Tennessee James Williams, Mississippi State
Dec. 2	Offensive Defensive	Alexander Wright, Auburn Keith McCants, Alabama

1990

Sept. 1	Offensive Defensive	Tavio Henson, Tennessee Joey Couch, Kentucky
Sept. 8	Offensive Defensive	Tony Thompson, Tennessee Mike Hewitt, LSU
Sept. 15	Offensive Defensive	James Joseph, Auburn Will White, Florida
Sept. 22	Offensive Defensive	Marcus Wilson, Vanderbilt Chris Mitchell, Ole Miss
Sept. 29	Offensive Defensive	Randy Baldwin, Ole Miss/Todd Kinchen, LSU/Stan White, Auburn Derriel McCorvey, LSU
Oct. 6	Offensive Defensive	Philip Doyle, Alabama Walter Tate, Auburn
Oct. 13	Offensive Defensive	Randy Baldwin, Ole Miss Dale Carter, Tennessee
Oct. 20	Offensive Defensive	Harvey Williams, LSU George Teague, Alabama/George Thornton, Alabama
Oct. 27	Offensive Defensive	Al Baker, Kentucky Reggie Stewart, Mississippi State
Nov. 3	Offensive Defensive	Randy Baldwin, Ole Miss Ephesians Bartley, Florida/Huey Richardson, Florida
Nov. 10	Offensive Defensive	Shane Matthews, Florida Tim Paul, Florida
Nov. 17	Offensive Defensive	Shane Matthews, Florida Reggie Stewart, Mississippi State
Nov. 24	Offensive Defensive	Andy Kelly, Tennessee/Carl Pickens, Tennessee Earnest Fields, Tennessee



HONORS & ACCOLADES

	Defensive	Dameian Jeffries, Alabama
Nov. 28	Offensive	James Stewart, Tennessee
	Defensive	Johnnie Harris, Mississippi State

1995

Sept. 2	Offensive	Robert Edwards, Georgia
	Defensive	Marcellus Mostella, Auburn
Sept. 9	Offensive	Madre Hill, Arkansas
	Defensive	Anthone Lott, Florida
Sept. 16	Offensive	Danny Wuerffel, Florida
	Defensive	Mark Smith, Arkansas
Sept. 23	Offensive	Moe Williams, Kentucky
	Defensive	Nate Wayne, Ole Miss
Sept. 30	Offensive	Madre Hill, Arkansas
	Defensive	Kevin Jackson, Alabama
Oct. 7	Offensive	Peyton Manning, Tennessee
	Defensive	Marcellus Mostella, Auburn
Oct. 14	Offensive	Danny Wuerffel, Florida
	Defensive	Shane Burton, Tennessee
Oct. 21	Offensive	Steve Tanneyhill, South Carolina
	Defensive	John Walters, Alabama
Oct. 28	Offensive	Madre Hill, Arkansas
	Defensive	Lawrence Wright, Florida
Nov. 4	Offensive	Dennis Riddle, Alabama
	Defensive	Steven Conley, Arkansas
Nov. 11	Offensive	Kevin Faulk, LSU
	Defensive	Mark Campbell, Florida
Nov. 18	Offensive	Chris Doering, Florida
	Defensive	Gabe Northern, LSU
Nov. 25	Offensive	Danny Wuerffel, Florida
	Defensive	Walker Jones, Ole Miss

1996

Aug. 31	Offensive	Paul Head, Ole Miss
	Defensive	Fred Weary, Florida
Sept. 7	Offensive	Kevin Faulk, LSU
	Defensive	Jamie Duncan, Vanderbilt
Sept. 14	Offensive	Duce Staley, South Carolina
	Defensive	Kevin Jackson, Alabama
Sept. 21	Offensive	Danny Wuerffel, Florida
	Defensive	Brandon Tolbert, Georgia
Sept. 28	Offensive	Jacquez Green, Florida
	Defensive	Izell McGill, Mississippi State
Oct. 5	Offensive	Danny Wuerffel, Florida
	Defensive	Leonard Little, Tennessee
Oct. 12	Offensive	Peyton Manning, Tennessee
	Defensive	Jimmy Brumbaugh, Auburn
Oct. 19	Offensive	Danny Wuerffel, Florida
	Defensive	Benji Young, South Carolina
Oct. 26	Offensive	Jay Graham, Tennessee
	Defensive	Mike Schellenberger, Kentucky
Nov. 2	Offensive	Peyton Manning, Tennessee
	Defensive	Takeo Spikes, Auburn
Nov. 9	Offensive	Shaun Alexander, Alabama
	Defensive	Jamie Duncan, Vanderbilt
Nov. 16	Offensive	Hines Ward, Georgia
	Defensive	Paul Lacoste, Mississippi State

Nov. 23	Offensive	Dennis Riddle, Alabama
	Defensive	Nate Wayne, Ole Miss
Nov. 30	Offensive	Kevin Faulk, LSU
	Defensive	Gregory Favors, Mississippi State

1997

Aug. 30	Offensive	Tim Couch, Kentucky
	Defensive	Greg Favors, Mississippi State
Sept. 6	Offensive	Doug Johnson, Florida
	Defensive	Leonard Little, Tennessee
Sept. 13	Offensive	Mike Bobo, Georgia
	Defensive	Steve Harris, Alabama
Sept. 20	Offensive	Dameyune Craig, Auburn
	Defensive	Tony George, Florida
Sept. 27	Offensive	Stewart Patridge, Ole Miss
	Defensive	Fred Weary, Florida
Oct. 4	Offensive	Tim Couch, Kentucky
	Defensive	Greg Bright, Georgia
Oct. 11	Offensive	Jamal Lewis, Tennessee
	Defensive	Cedric Donaldson, LSU
Oct. 18	Offensive	Stewart Patridge, Ole Miss
	Defensive	Mike Peterson, Florida
Oct. 25	Offensive	Curtis Alexander, Alabama
	Defensive	Ronald Bailey, Georgia
Nov. 1	Offensive	Hines Ward, Georgia
	Defensive	Anthony Derricks, Mississippi State
Nov. 8	Offensive	Peyton Manning, Tennessee
	Defensive	Chuck Wiley, LSU
Nov. 15	Offensive	Fred Taylor, Florida
	Defensive	Takeo Spikes, Auburn
Nov. 22	Offensive	Peyton Manning, Tennessee
	Defensive	Ed Chester, Florida
Nov. 29	Offensive	Mike Bobo, Georgia
	Defensive	Timothy Strickland, Ole Miss

1998

Sept. 5	Offensive	Shaun Alexander, Alabama
	Defensive	Edward Smith, Mississippi State
Sept. 12	Offensive	Shaun Alexander, Alabama
	Defensive	Adrian Hollingshed, Georgia
Sept. 19	Offensive	Herb Tyler, LSU
	Defensive	Al Wilson, Tennessee
Sept. 26	Offensive	Craig Yeast, Kentucky
	Defensive	Jeromy Flowers, Arkansas
Oct. 3	Offensive	Quincy Carter, Georgia
	Defensive	Shaun Ellis, Tennessee
Oct. 10	Offensive	Travis McGriff, Florida
	Defensive	Deon Grant, Tennessee
Oct. 17	Offensive	Tim Couch, Kentucky
	Defensive	Teako Brown, Florida
Oct. 24	Offensive	Kevin Faulk, LSU
	Defensive	Ainsley Battles, Vanderbilt
Oct. 31	Offensive	Tee Martin, Tennessee
	Defensive	Tony George, Florida
Nov. 7	Offensive	Andrew Zow, Alabama
	Defensive	Kenoy Kennedy, Arkansas

HONORS & ACCOLADES

Nov. 14	Offensive Defensive	James Johnson, Mississippi State Champ Bailey, Georgia
Nov. 21	Offensive Defensive	Olandis Gary, Georgia Edward Smith, Mississippi State
Nov. 28	Offensive Defensive	Peerless Price, Tennessee David Barrett, Arkansas

1999

Sept. 4	Offensive Defensive	Shaun Alexander, Alabama Shaun Ellis, Florida
Sept. 11	Offensive Defensive	Shaun Alexander, Alabama Richard Seymour, Georgia
Sept. 18	Offensive Defensive	Greg Zolman, Vanderbilt Alex Brown, Florida
Sept. 25	Offensive Defensive	Cory Peterson, Ole Miss Ashley Cooper, Mississippi State
Oct. 2	Offensive Defensive	Shaun Alexander, Alabama Deon Grant, Tennessee
Oct. 9	Offensive Defensive	Tee Martin, Tennessee John Hilliard, Mississippi State
Oct. 16	Offensive Defensive	Shaun Alexander, Alabama Anthony Wajda, Kentucky
Oct. 23	Offensive Defensive	Tee Martin, Tennessee Charles Grant, Georgia
Oct. 30	Offensive Defensive	Clint Stoerner, Arkansas Alex Brown, Florida
Nov. 6	Offensive Defensive	Deuce McAllister, Ole Miss Ashley Cooper, Mississippi State
Nov. 13	Offensive Defensive	Clint Stoerner, Arkansas/Ben Leard, Auburn Patrick Wiggins, Kentucky
Nov. 20	Offensive Defensive	Quincy Carter, Georgia Kindal Moorehead, Alabama
Nov. 27	Offensive Defensive	Rohan Davey, LSU Barrin Simpson, Mississippi State

2000

Sept. 2	Offensive Defensive	Rudi Johnson, Auburn Andre Offing, South Carolina
Sept. 9	Offensive Defensive	Derek Watson, South Carolina Courtney Rose, Auburn
Sept. 16	Offensive Defensive	Jesse Palmer, Florida Josh Morgan, Mississippi State
Sept. 23	Offensive Defensive	Jermale Kelly, South Carolina Quinton Caver, Arkansas
Sept. 30	Offensive Defensive	Rohan Davey, LSU Willie Blade, Mississippi State
Oct. 7	Offensive Defensive	Dicenzo Miller, Mississippi State Richard Seymour, Georgia
Oct. 14	Offensive Defensive	Rex Grossman, Florida Tim Wansley, Georgia
Oct. 21	Offensive Defensive	LaBrandon Toefield, LSU John Henderson, Tennessee
Oct. 28	Offensive Defensive	Travis Henry, Tennessee Rodney Crayton, Auburn
Nov. 2	Offensive Defensive	Josh Booty, LSU Eugene Clinton, Mississippi State
Nov. 9	Offensive	Jabar Gaffney, Florida

	Defensive	Matt Stewart, Vanderbilt
Nov. 16	Offensive Defensive	Musa Smith, Georgia Quinton Caver, Arkansas
Nov. 23	Offensive Defensive	Deuce McAllister, Ole Miss Quinton Caver, Arkansas

2001

Sept. 1	Offensive Defensive	Rex Grossman, Florida Ken Hamlin, Arkansas
Sept. 8	Offensive Defensive	Travis Stephens, Tennessee Kalimba Edwards, South Carolina
Sept. 22	Offensive Defensive	Robert Gillespie, Florida Andrew Goodman, South Carolina
Sept. 29	Offensive Defensive	Kelley Washington, Tennessee Dontarrious Thomas, Auburn
Oct. 6	Offensive Defensive	David Greene, Georgia Alex Brown, Florida
Oct. 13	Offensive Defensive	Eli Manning, Ole Miss Rashaud Walker, Auburn
Oct. 20	Offensive Defensive	Casey Clausen, Tennessee Trev Faulk, LSU
Oct. 27	Offensive Defensive	Rex Grossman, Florida L.P. Spence, Ole Miss
Nov. 3	Offensive Defensive	Josh Reed, LSU Jermaine Petty, Arkansas
Nov. 10	Offensive Defensive	Carnell Williams, Auburn Andra Davis, Florida
Nov. 17	Offensive Defensive	Andrew Zow, Alabama Jermaine Phillips, Georgia
Nov. 24	Offensive Defensive	LaBrandon Toefield, LSU Korey Banks, Mississippi State
Dec. 1	Offensive Defensive	Travis Stephens, Tennessee Jarvis Green, LSU

2002

Sept. 3	Offensive Defensive Special Teams	Taylor Jacobs, Florida Boss Bailey, Georgia Taylor Begleu, Kentucky
Sept. 9	Offensive Defensive Special Teams	Jared Lorenzen, Kentucky Tony Bua, Arkansas Jason Armstead, Ole Miss
Sept. 16	Offensive Defensive Special Teams	Carnell Williams, Auburn David Pollack, Georgia John Corbello, LSU
Sept. 23	Offensive Defensive Special Teams	Rex Grossman, Florida Reggie Torbor, Auburn Jonathan Nichols, Ole Miss
Sept. 30	Offensive Defensive Special Teams	Carnell Williams, Auburn Keiwan Ratliff, Florida Derek Abney, Kentucky
Oct. 7	Offensive Defensive Special Teams	Jabari Davis, Tennessee Matt Grier, Ole Miss Billy Bennett, Georgia
Oct. 14	Offensive Defensive Special Teams	Fred Talley, Arkansas Corey Webster, LSU Billy Bennett, Georgia
Oct. 21	Offensive Defensive Special Teams	Santonio Beard, Alabama Demetrius Hookfin, LSU Derek Abney, Kentucky



HONORS & ACCOLADES

Oct. 28	Offensive Defensive Special Teams	Terrence Edwards, Georgia Karlos Dansby, Auburn Tom Crowder, Arkansas
Nov. 4	Offensive Defensive Special Teams	Ronnie Brown, Auburn Guss Scott, Florida Derek Abney, Kentucky
Nov. 11	Offensive Defensive Special Teams	Devery Henderson, LSU Charles Jones, Alabama David Carlton, Arkansas
Nov. 18	Offensive Defensive Special Teams	Michael Johnson, Georgia Waine Bacon, Alabama Sean Jones, Georgia
Nov. 25	Offensive Defensive Special Teams	Marcus Randall, LSU Travaris Robinson, Auburn Alex Walls, Tennessee
Dec. 2	Offensive Defensive Special Teams	Musa Smith, Georgia Ken Hamlin, Arkansas Jason Armstead, Ole Miss

2003

Aug. 30/31	Offensive Defensive Special Teams	Shaud Williams, Alabama Thomas Davis, Georgia Jonathan Nichols, Ole Miss
Sept. 6	Offensive Defensive Special Teams	Cedric Cobbs, Arkansas Moe Thompson, South Carolina Dustin Colquitt, Tennessee
Sept. 13	Offensive Defensive Special Teams	Shaud Williams, Alabama Caleb Miller, Arkansas Gordon Ely-Kelso, Georgia
Sept. 20	Offensive Defensive Special Teams	Jabari Davis, Tennessee Corey Webster, LSU Anthony Thornton, Kentucky
Sept. 27	Offensive Defensive Special Teams	Cedric Cobbs, Arkansas Johnny Lamar, Florida Dustin Colquitt, Tennessee
Oct. 4	Offensive Defensive Special Teams	Carnell Williams, Auburn Von Hutchins, Ole Miss Brent Smith, Mississippi State
Oct. 11	Offensive Defensive Special Teams	Carnell Williams, Auburn David Pollack, Georgia Matt Leach, Florida
Oct. 18	Offensive Defensive Special Teams	Carnell Williams, Auburn Keiwan Ratliff, Florida Sean Jones, Georgia
Oct. 25	Offensive Defensive Special Teams	Casey Clausen, Tennessee Chad Lavalais, LSU Derek Abney, Kentucky
Nov. 1	Offensive Defensive Special Teams	Eli Manning, Ole Miss Arrion Dixon, Arkansas Matt Leach, Florida
Nov. 8	Offensive Defensive Special Teams	Eli Manning, Ole Miss Tony Bua, Arkansas Derrick Tinsley, Tennessee
Nov. 15	Offensive Defensive Special Teams	Jay Cutler, Vanderbilt Odell Thurman, Georgia Nick Turner, Mississippi State
Nov. 22	Offensive Defensive Special Teams	Carnell Williams, Auburn Chad Lavalais, LSU Mark Jones, Tennessee
Nov. 27/29	Offensive Defensive Special Teams	Matt Mauck, LSU Gibril Wilson, Tennessee Billy Bennett, Georgia

2004

Sept. 4-5	Offensive Defensive Special Teams Offensive Lineman Defensive Lineman	Jerious Norwood, Mississippi State Jamacia Jackson, South Carolina Tyson Browning, Georgia Jason Respert Tennessee Arrion Dixon, Arkansas
Sept. 11	Offensive Defensive Special Teams Offensive Lineman Defensive Lineman	Carnell Williams, Auburn Roman Harper, Alabama Gordon Ely-Kelso, Georgia Troy Reddick, Auburn David Pollack, Georgia
Sept. 18	Offensive Defensive Special Teams Offensive Lineman Defensive Lineman	Jason Campbell, Auburn Kevin Burnett, Tennessee James Wilhoit, Tennessee Matt McCutchan, Kentucky McKinley Boykin, Ole Miss
Sept. 25	Offensive Defensive Special Teams Offensive Lineman Defensive Lineman	Ciatrick Fason, Florida Corey Webster, LSU Jonathan Nichols, Ole Miss Michael Munoz, Tennessee Jeremy Harrell, Arkansas
Oct. 2	Offensive Defensive Special Teams Offensive Lineman Defensive Lineman	Chris Leak, Florida Junior Rosegreen, Auburn Josh Brown, South Carolina Brian Kovalisky Vanderbilt David Pollack, Georgia
Oct. 9	Offensive Defensive Special Teams Offensive Lineman Defensive Lineman	Marcus Randall, LSU Jason Hall, Tennessee Tyrone Prothro, Alabama Rob Smith, Tennessee McKinley Boykin, Ole Miss
Oct. 16	Offensive Defensive Special Teams Offensive Lineman Defensive Lineman	Jason Campbell, Auburn Parys Haralson, Tennessee Josh Brown, South Carolina Max Jean-Gilles, Georgia Todd Bates, Alabama
Oct. 23	Offensive Defensive Special Teams Offensive Lineman Defensive Lineman	Jerious Norwood, Mississippi State David Pollack, Georgia Jared Cook, Mississippi State Marcus McNeill, Auburn Turk McBride, Tennessee
Oct. 30	Offensive Defensive Special Teams Offensive Lineman Defensive Lineman	David Greene, Georgia Travis Williams, Auburn Kody Bliss, Auburn David Stewart, Mississippi State Claude Wroten, LSU
Nov. 6	Offensive Defensive Special Teams Offensive Lineman Defensive Lineman	Kenneth Darby, Alabama Ko Simpson, South Carolina Brian Bostick, Alabama Nick Jones, Georgia Jesse Mahelona, Tennessee
Nov. 13	Offensive Defensive Special Teams Offensive Lineman Defensive Lineman	Chris Leak, Florida Carlos Rogers, Auburn Carnell Williams, Auburn Kyle Roper, Arkansas Marcus Spears, LSU
Nov. 20	Offensive Defensive Special Teams Offensive Lineman Defensive Lineman	Alley Broussard, LSU Ray McDonald, Florida Pierre Brown, Arkansas Rob Smith, Tennessee Jay Ratliff, Auburn
Nov. 26-27	Offensive Defensive Special Teams Offensive Lineman Defensive Lineman	Rick Clausen, Tennessee David Pollack, Georgia Chris Jackson, LSU Chris Spencer, Ole Miss Marcus Spears, LSU
Sept. 1-5	Offensive Defensive Special Teams	D.J. Shockley, Georgia Patrick Willis, Ole Miss Chris Hetland, Florida

2005

HONORS & ACCOLADES

	Offensive Lineman Defensive Lineman Freshman	Brian Stamper, Vanderbilt Justin Harrell, Tennessee Felix Jones, Arkansas
Sept. 10	Offensive Defensive Special Teams Offensive Lineman Defensive Lineman Freshman	Jay Cutler, Vanderbilt Will Herring, Auburn Tyrone Prothro, Alabama Dennis Roland, Georgia Claude Wroten, LSU Carlos Thomas, South Carolina
Sept. 17	Offensive Defensive Special Teams Offensive Lineman Defensive Lineman Freshman	Kenneth Darby, Alabama Moses Osemwegie, Vanderbilt Chris Hetland, Florida Daniel Inman, Georgia Willie Evans, Mississippi State Brad Lester, Auburn
Sept. 24	Offensive Defensive Special Teams Offensive Lineman Defensive Lineman Freshman	Rick Clausen, Tennessee DeMeco Ryans, Alabama Jeremy Schatz, Alabama Mike Degory, Florida Quentin Moses, Georgia Blake Field, Auburn
Oct. 1	Offensive Defensive Special Teams Offensive Lineman Defensive Lineman Freshman	Brodie Croyle, Alabama Travis Williams, Auburn Skyler Green, LSU Arron Sears, Tennessee Mark Anderson, Alabama Brad Lester, Auburn
Oct. 8	Offensive Defensive Special Teams Offensive Lineman Defensive Lineman Freshman	JaMarcus Russell, LSU Ko Simpson, South Carolina Thomas Flowers, Georgia Max Jean-Gilles, Georgia Jeremy Mincey, Florida Sidney Rice, South Carolina
Oct. 15	Offensive Defensive Special Teams Offensive Lineman Defensive Lineman Freshman	Kenny Irons, Auburn Ali Highsmith, LSU Jamie Christensen, Alabama Daniel Inman, Georgia Quentin Moses, Georgia Darren McFadden, Arkansas
Oct. 22	Offensive Defensive Special Teams Offensive Lineman Defensive Lineman Freshman	Syvelle Newton, South Carolina DeMeco Ryans, Alabama Jamie Christensen, Alabama Max Jean-Gilles, Georgia Claude Wroten, LSU Darren McFadden, Arkansas
Oct. 29	Offensive Defensive Special Teams Offensive Lineman Defensive Lineman Freshman	Rafael Little, Kentucky Jeremy Mincey, Florida Josh Brown, South Carolina Drew Miller, Florida Marques Gunn, Auburn Sidney Rice, South Carolina
Nov. 5	Offensive Defensive Special Teams Offensive Lineman Defensive Lineman Freshman	Chris Leak, Florida Simeon Castille, Alabama Bryant Hahnfeldt, Vanderbilt Leon Hart, Auburn Orus Lambert, South Carolina Markus Manson, Florida
Nov. 12	Offensive Defensive Special Teams Offensive Lineman Defensive Lineman Freshman	Kenny Irons, Auburn Kyle Williams, LSU Rafael Little, Kentucky Joe Cope, Auburn Chris Tucker, South Carolina Casey Dick, Arkansas
Nov. 19	Offensive Defensive Special Teams Offensive Lineman Defensive Lineman Freshman	Jay Cutler, Vanderbilt Stanley McClover, Auburn Chris Jackson, LSU Nick Jones, Georgia Jamaal Anderson, Arkansas Earl Bennett, Vanderbilt
Nov. 25-26	Offensive Defensive Special Teams	Jerious Norwood, Mississippi State Jarvis Herring, Florida Thomas Flowers, Georgia

Offensive Lineman Defensive Lineman Freshman	Randy Hand, Florida Melvin Oliver, LSU Arian Foster, Tennessee
--	--

2006

Sept. 2	Offensive Defensive Special Teams Offensive Lineman Defensive Lineman Freshman	Kenny Irons, Auburn Jerod Mayo, Tennessee Ryan Succop, South Carolina Antoine Caldwell, Alabama Quentin Moses, Georgia Dexter McCluster, Ole Miss
Sept. 9	Offensive Defensive Special Teams Offensive Lineman Defensive Lineman Freshman	Erik Ainge, Tennessee Charles Johnson, Georgia Leigh Tiffin, Alabama Ben Grubbs, Auburn Glenn Dorsey, LSU Percy Harvin, Florida
Sept. 16	Offensive Defensive Special Teams Offensive Lineman Defensive Lineman Freshman	Andre' Woodson, Kentucky Earl Everett, Florida Kody Bliss, Auburn Fernando Velasco, Georgia Glenn Dorsey, LSU Mitch Mustain, Arkansas
Sept. 23	Offensive Defensive Special Teams Offensive Lineman Defensive Lineman Freshman	Sidney Rice, South Carolina Randy Kelly, Arkansas Matt Clark, Auburn Arron Sears, Tennessee Chase Pittman, LSU Joe Cox, Georgia
Sept. 30	Offensive Defensive Special Teams Offensive Defensive Lineman Freshman	JaMarcus Russell, LSU Reggie Nelson, Florida James Wilhoit, Tennessee Tim Duckworth, Auburn Charles Johnson, Georgia LaMarcus Coker, Tennessee
Oct. 7	Offensive Defensive Special Teams Offensive Lineman Defensive Lineman Freshman	Erik Ainge, Tennessee Rory Johnson, Ole Miss Eric Wilbur, Florida Jonathan Luigs, Arkansas Jamaal Anderson, Arkansas Tim Tebow, Florida
Oct. 14	Offensive Defensive Special Teams Offensive Lineman Defensive Lineman Freshman	JaMarcus Russell, LSU Quentin Groves, Auburn Derek Pegues, Mississippi State Chris Williams, Vanderbilt Keith Jackson, Arkansas Prince Hall, Alabama
Oct. 21	Offensive Defensive Special Teams Offensive Lineman Defensive Lineman Freshman	Dwayne Bowe, LSU Jerod Mayo, Tennessee Felix Jones, Arkansas King Dunlap, Auburn Casper Brinkley, South Carolina Matthew Stafford, Georgia
Oct. 28	Offensive Defensive Special Teams Offensive Lineman Defensive Lineman Freshman	Chris Nickson, Vanderbilt Jonathan Wade, Tennessee Keenan Burton, Kentucky Stephen Parker, Arkansas Ray McDonald, Florida Aairon Savage, Auburn
Nov. 4	Offensive Defensive Special Teams Offensive Lineman Defensive Lineman Freshman	JaMarcus Russell, LSU Quinton Culbertson, Mississippi State Anthony Brown, Arkansas Ben Grubbs, Auburn Jarvis Moss, Florida Trevard Lindley, Kentucky
Nov. 11	Offensive Defensive Special Teams Offensive Lineman Defensive Lineman Freshman	Andre' Woodson, Kentucky Tra Battle, Georgia Jarvis Moss, Florida Tony Ugoh, Arkansas Tyson Jackson, LSU Matthew Stafford, Georgia
Nov. 18	Offensive	Blake Mitchell, South Carolina



HONORS & ACCOLADES

	Defensive Special Teams	Chris Houston, Arkansas
	Offensive Lineman	James Wilhoit, Tennessee
	Defensive Lineman	Matt McCutchan, Kentucky
	Freshman	Quentin Groves, Auburn
Nov. 24-25	Offensive	Chris Leak, Florida/Darren McFadden, Arkansas
	Defensive	Paul Oliver, Georgia
	Special Teams	Trindon Holliday, LSU
	Offensive Lineman	Jamon Meredith, South Carolina
	Defensive Lineman	Turk McBride, Tennessee
	Freshman	Marshay Green, Ole Miss

2007

Aug. 30-Sept. 1	Offensive	Earl Bennett, Vanderbilt
	Defensive	Dustin Mouzon, Ole Miss
	Special Teams	Felix Jones, Arkansas
	Offensive Lineman	Fernando Velasco, Georgia
	Defensive Lineman	Quentin Groves, Auburn
	Freshman	Terry Grant, Alabama
Sept. 8	Offensive	Tim Tebow, Florida
	Defensive	Gabe O'Neal, Mississippi State
	Special Teams	Ryan Succop, South Carolina
	Offensive Lineman	Jason Leger, Kentucky
	Defensive Lineman	Kirston Pittman, LSU
	Freshman	Terry Grant, Alabama
Sept. 15	Offensive	Andre' Woodson, Kentucky
	Defensive	Derek Pegues, Mississippi State
	Special Teams	Brandon James, Florida
	Offensive Lineman	Chris Williams, Vanderbilt
	Defensive Lineman	Jeff Owens, Georgia
	Freshman	Terry Grant, Alabama
Sept. 22	Offensive	Tim Tebow, Florida
	Defensive	Wesley Woodyard, Kentucky
	Special Teams	Patrick Tatum, Auburn
	Offensive Lineman	Jason Leger, Kentucky
	Defensive Lineman	Glenn Dorsey, LSU
	Freshman	Knowshon Moreno, Georgia
Sept. 29	Offensive	Thomas Brown, Georgia
	Defensive	Jerraud Powers, Auburn
	Special Teams	Wes Byrum, Auburn
	Offensive Lineman	Garry Williams, Kentucky
	Defensive Lineman	Damario Ambrose, Arkansas
	Freshman	Chris Smelley, South Carolina
Oct. 4-6	Offensive	Jacob Hester, LSU
	Defensive	Eric Norwood, South Carolina
	Special Teams	Britton Colquitt, Tennessee
	Offensive Lineman	Tyronne Green, Auburn
	Defensive Lineman	Wallace Gilberry, Alabama
	Freshman	Chris Smelley, South Carolina
Oct. 13	Offensive	Andre' Woodson, Kentucky
	Defensive	Tray Blackmon, Auburn
	Special Teams	Javier Arenas, Alabama
	Offensive Lineman	Josh McNeil, Tennessee
	Defensive Lineman	Greg Hardy, Ole Miss
	Freshman	Knowshon Moreno, Georgia
Oct. 20	Offensive	Matt Flynn, LSU
	Defensive	D.J. Moore, Vanderbilt
	Special Teams	Brett Upson, Vanderbilt
	Offensive Lineman	Jonathan Luigs, Arkansas
	Defensive Lineman	Jermaine Cunningham, Florida
	Freshman	Kareem Jackson, Alabama
Oct. 27	Offensive	Knowshon Moreno, Georgia
	Defensive	Avery Hannibal, Mississippi State
	Special Teams	Daniel Lincoln, Tennessee
	Offensive Lineman	Hamilton Holliday, Vanderbilt
	Defensive Lineman	Antonio Coleman, Auburn
	Freshman	Wesley Carroll, Mississippi State
Nov. 3	Offensive	Darren McFadden, Arkansas
	Defensive	Glenn Dorsey, LSU
	Special Teams	Javier Arenas, Alabama
	Offensive Lineman	Mitch Petrus, Arkansas
	Defensive Lineman	Jermaine Cunningham, Florida

	Freshman	Knowshon Moreno, Georgia
Nov. 10	Offensive	Tim Tebow, Florida
	Defensive	Anthony Johnson, Mississippi State
	Special Teams	Leigh Tiffin, Alabama
	Offensive Lineman	Fernando Velasco, Georgia
	Defensive Lineman	Jeremy Jarmon, Kentucky
	Freshman	Eric Berry, Tennessee
Nov. 17	Offensive	Casey Dick, Arkansas
	Defensive	Craig Steltz, LSU
	Special Teams	Dennis Rogan, Tennessee
	Offensive Lineman	Nate Garner, Arkansas
	Defensive Lineman	Geno Atkins, Georgia
	Freshman	Rennie Curran, Georgia
Nov. 23-24	Offensive	Darren McFadden, Arkansas
	Defensive	Jerod Mayo, Tennessee
	Special Teams	Derek Pegues, Mississippi State
	Offensive Lineman	Drew Miller, Florida
	Defensive Lineman	Josh Thompson, Auburn
	Freshman	Eric Berry, Tennessee

2008

Aug. 28-Sept. 1	Offensive	Chris Nickson, Vanderbilt
	Defensive	Myron Pryor, Kentucky
	Special Teams	Brandon James, Florida
	Offensive Line	Mike Johnson, Alabama
	Defensive Line	Terrence Cody, Alabama
	Freshman	Brandon Bolden, Ole Miss
Sept. 4-6	Offensive	Knowshon Moreno, Georgia
	Defensive	Patrick Benoist, Vanderbilt
	Special Teams	Javier Arenas, Alabama
	Offensive Line	Jason Bosley, Auburn
	Defensive Line	Jermaine Cunningham, Florida
	Freshman	Joe Adams, Arkansas
Sept. 13	Offensive	Mike Hartline, Kentucky
	Defensive	Rennie Curran, Georgia
	Special Teams	Trindon Holliday, LSU
	Offensive Line	Chris Scott, Tennessee
	Defensive Line	Jessie Bowman, Mississippi State
	Freshman	Julio Jones, Alabama
Sept. 20	Offensive	Charles Scott, LSU
	Defensive	Ryan Hamilton, Vanderbilt
	Special Teams	Brandon James, Florida
	Offensive Line	Andre Smith, Alabama
	Defensive Line	Peria Jerry, Ole Miss
	Freshman	A.J. Green, Georgia
Sept. 27	Offensive	John Parker Wilson, Alabama
	Defensive	Jamarca Sanford, Ole Miss
	Special Teams	Ryan Succop, South Carolina
	Offensive Line	Garry Williams, Kentucky
	Defensive Line	Antonio Coleman, Auburn
	Freshman	Jarrett Lee, LSU
Oct. 4	Offensive	Chris Smelley, South Carolina
	Defensive	Patrick Benoist, Vanderbilt
	Special Teams	Brett Upson, Vanderbilt
	Offensive Line	Maurkice Pouncey, Florida
	Defensive Line	Bobby Greenwood, Alabama
	Freshman	Jeffrey Dumps, Florida
Oct. 11	Offensive	Michael Smith, Arkansas
	Defensive	Brandon Spikes, Florida
	Special Teams	Captain Munnerlyn, South Carolina
	Offensive Line	Clint Boling, Georgia
	Defensive Line	Adrian Davis, Arkansas
	Freshman	Stephen Garcia, South Carolina
Oct. 18	Offensive	Knowshon Moreno, Georgia
	Defensive	Eric Berry, Tennessee
	Special Teams	Brett Upson, Vanderbilt
	Offensive Line	Mike Johnson, Alabama
	Defensive Line	Tyson Jackson, LSU
	Freshman	Randall Cobb, Kentucky
Oct. 25	Offensive	Knowshon Moreno, Georgia
	Defensive	Darryl Gamble, Georgia
	Special Teams	Jeff Dumps, Florida

HONORS & ACCOLADES

	Offensive Line Defensive Line Freshman	J.C. Brignone, Mississippi State Peria Jerry, Ole Miss Julio Jones, Alabama
Nov. 1	Offensive Defensive Special Teams Offensive Line Defensive Line Freshman	Casey Dick, Arkansas Joe Haden, Florida Spencer Lanning, South Carolina Maurice Miller, Ole Miss Ventrell Jenkins, Kentucky Mark Ingram, Alabama
Nov. 8	Offensive Defensive Special Teams Offensive Line Defensive Line Freshman	Tim Tebow, Florida Rashad Johnson, Alabama Tristan Davis, Auburn Ben Jones, Georgia Jordin Lindsey, South Carolina Julio Jones, Alabama
Nov. 15	Offensive Defensive Special Teams Offensive Line Defensive Line Freshman	Percy Harvin, Florida D.J. Moore, Vanderbilt Javier Arenas, Alabama Michael Oher, Ole Miss Jermaine Cunningham, Florida A.J. Green, Georgia
Nov. 22	Offensive Defensive Special Teams Offensive Line Defensive Line Freshman	Anthony Dixon, Mississippi State Eric Berry, Tennessee Colt David, LSU Daverin Geraldts, Ole Miss Peria Jerry, Ole Miss Chris Rainey, Florida
Nov. 28-29	Offensive Defensive Special Teams Offensive Line Defensive Line Freshman	Tim Tebow, Florida Peria Jerry, Ole Miss Gerald Jones, Tennessee Antoine Caldwell, Alabama Carlos Dunlap, Florida Dennis Johnson, Arkansas

2009

Sept. 3-6	Offensive Defensive CoSpecial Teams Offensive Lineman Defensive Lineman Freshman	Mark Ingram, Alabama Trevard Lindley, Kentucky Dennis Johnson, Arkansas/Brandon James, Florida Chris Scott, Tennessee Devin Taylor, South Carolina Oterio McCalebb, Auburn
Sept. 12	Offensive Defensive Special Teams Offensive Lineman Defensive Lineman Freshman	Tim Tebow, Florida Rahim Alem, LSU Brandon Boykin, Georgia Clint Boling, Georgia Antonio Coleman, Auburn Trent Richardson, Alabama
Sept. 19	Offensive Defensive Special Teams Offensive Lineman Defensive Lineman Freshman	Joe Cox, Georgia Craig Stevens, Auburn Derrick Locke, Kentucky Maurkice Pouncey, Florida Pernell McPhee, Mississippi State Jarvis Giles, South Carolina
Sept. 24-26	Offensive Defensive Special Teams Offensive Lineman Defensive Lineman Freshman	A.J. Green, Georgia Eric Norwood, South Carolina Chad Jones, LSU Marcus Gilbert, Florida Justin Houston, Georgia Trent Richardson, Alabama
Oct. 3	Offensive Defensive Special Teams Offensive Lineman Defensive Lineman Freshman	Charles Scott, LSU Rolando McClain, Alabama Wes Byrum, Auburn John Jerry, Ole Miss Tenarius Wright, Arkansas Oterio McCalebb, Auburn
Oct. 10	Offensive Defensive Special Teams Offensive Lineman Defensive Lineman Freshman	Jonathan Crompton, Tennessee Brandon Spikes, Florida Dennis Johnson, Arkansas William Vlachos, Alabama Corey Peters, Kentucky Alshon Jeffery, South Carolina
Oct. 17	Offensive	Mark Ingram, Alabama

	Defensive Special Teams Offensive Lineman Defensive Lineman Freshman	Mical Johnson, Kentucky Caleb Sturgis, Florida Daverin Geraldts, Ole Miss Geno Atkins, Georgia Corey Broomfield, Mississippi State
Oct. 24	Offensive Defensive Special Teams Offensive Lineman Defensive Lineman Freshman	Dexter McCluster, Ole Miss Harry Coleman, LSU Leigh Tiffin, Alabama Jorge Gonzalez, Kentucky Terrence Cody, Alabama Johnthan Banks, Mississippi State
Oct. 31	Offensive Defensive Special Teams Offensive Lineman Defensive Lineman Freshman	Anthony Dixon, Mississippi State Walt McFadden, Auburn Caleb Sturgis, Florida Mitch Petrus, Arkansas Antonio Coleman, Auburn Janzen Jackson, Tennessee
Nov. 7	Offensive Defensive Special Teams Offensive Lineman Defensive Lineman Freshman	Ryan Mallett, Arkansas Javier Arenas, Alabama Chas Henry, Florida Aaron Douglas, Tennessee Montez Robinson, Georgia Morgan Newton, Kentucky
Nov. 14	Offensive Defensive Special Teams Offensive Lineman Defensive Lineman Freshman	Dexter McCluste, Ole Miss Joe Haden, Florida Demond Washington, Auburn Mike Johnson, Alabama Corey Peters, Kentucky Washaun Ealey, Georgia
Nov. 21	Offensive Defensive Special Teams Offensive Lineman Defensive Lineman Freshman	Ryan Mallett, Arkansas Sam Maxwell, Kentucky Javier Arenas, Alabama Reid Neely, Ole Miss Wes Brown, Tennessee Warren Norman, Vanderbilt
Nov. 27-28	Offensive Defensive Special Teams Offensive Lineman Defensive Lineman Freshman	Montario Hardesty, Tennessee/Tim Tebow, Florida Rolando McClain, Alabama Josh Jasper, LSU Mike Pouncey, Florida Ladi Ajiboye, South Carolina/Pernell McPhee, Mississippi State Washaun Ealey, Georgia

2010

Sept. 24	Offensive Defensive Special Teams Offensive Line Defensive Line Freshman	Cam Newton, Auburn Danny Travathan, Kentucky Patrick Peterson, LSU T.J. Johnson, South Carolina Jaye Howard, Florida Tyler Russell, Mississippi State
Sept. 11	Offensive Defensive Special Teams Offensive Line Defensive Line Freshman	Marcus Lattimore, South Carolina/Trent Richardson, Alabama Nick Fairley, Auburn Jeff Demps, Florida Mike Pouncey, Florida Drake Nevis, LSU Marcus Lattimore, South Carolina
Sept. 18	Offensive Defensive Special Teams Offensive Line Defensive Line Freshman	Ryan Mallett, Arkansas Josh Bynes, Auburn Josh Jasper, LSU Wesley Johnson, Vanderbilt Drake Nevis, LSU Jelani Jenkins, Florida
Sept. 25	Offensive Defensive Special Teams Offensive Line Defensive Line Freshman	Cam Newton, Auburn Robert Lester, Alabama Patrick Peterson, LSU Derek Sherrod, Mississippi State Mike Blanc, Auburn Trey Burto, Florida
Oct. 2	Offensive Defensive Special Teams Offensive Line Defensive Line	Stevan Ridley, LSU Courtney Upshaw, Alabama Jesse Grandy, Ole Miss Chance Warmack, Alabama Nick Fairley, Auburn



HONORS & ACCOLADES

	Freshman	LaDarius Perkins, Mississippi State
Oct. 9	Offensive Defensive Special Teams Offensive Line Defensive Line Freshman	Stephen Garcia, South Carolina Tramain Thomas, Arkansas Wes Byrum, Auburn Derek Sherrod, Mississippi State Drake Nevis, LSU Aaron Murray, Georgia
Oct. 16	Offensive Defensive Special Teams Offensive Line Defensive Line Freshman	Cam Newton, Auburn/Mike Hartline, Kentucky Chris White, Mississippi State Ryan Tydlacka, Kentucky/Marquis Maze, Alabama Ben Jones, Georgia Nick Fairley, Auburn Aaron Murray, Georgia
Oct. 23	Offensive Defensive Special Teams Offensive Line Defensive Line Freshman	Cam Newton, Auburn Justin Houston, Georgia Joe Adams, Arkansas James Carpenter, Alabama Nick Fairley, Auburn LaDarius Perkins, Mississippi State
Oct. 30	Offensive Defensive Special Teams Offensive Line Defensive Line Freshman	Ryan Mallett, Arkansas Chris White, Mississippi State Chas Henry, Florida Demond Washington, Auburn Derek Sherrod, Mississippi State Devin Taylor, South Carolina Michael Dyer, Auburn/Trey Burton, Florida/Marcus Lattimore, South Carolina
Nov. 6	Offensive Defensive Special Teams Offensive Line Defensive Line Freshman	Knile Davis, Arkansas Kelvin Sheppard, LSU Chris Rainey, Florida Bobby Massie, Ole Miss Drake Nevis, LSU Tyler Bray, Tennessee
Nov. 13	Offensive Defensive Special Teams Offensive Line Defensive Line Freshman	Marcus Lattimore, South Carolina/Cam Newton, Auburn Robert Lester, Alabama Spencer Lanning, South Carolina Mike Berry, Auburn DeQuin Evans, Kentucky Tyler Bray, Tennessee/Marcus Lattimore, South Carolina
Nov. 18-20	Offensive Defensive Special Teams Offensive Line Defensive Line Freshman	Jordan Jefferson, LSU Jerry Franklin, Arkansas Josh Jasper, LSU DeMarcus Love, Arkansas Gerald Williams, Tennessee Marcus Lattimore, South Carolina
Nov. 26-27	Offensive Defensive Special Teams Offensive Line Defensive Line Freshman	Cam Newton, Auburn Jerico Nelson, Arkansas Spencer Lanning, South Carolina Derek Sherrod, Mississippi State Nick Fairley, Auburn/Abry Jones, Georgia LaDarius Perkins, Mississippi State/Tyler Bray, Tennessee

2011

Sept. 13	Offensive Defensive Special Teams Offensive Lineman Defensive Lineman Freshman	Vick Ballard, Mississippi State Tyrann Mathieu, LSU Joe Adams, Arkansas Rokeyvius Watkins, South Carolina Jaye Howard, Florida/Luke McDermott, Kentucky Trey Depriest, Alabama/Tre Mason, Auburn
Sept. 10	Offensive Defensive Special Teams Offensive Lineman Defensive Lineman Freshman	Tyler Bray, Tennessee Mark Barron, Alabama Melvin Ingram, South Carolina Alvin Bailey, Arkansas Rob Lohr, Vanderbilt Josh Clemons, Kentucky/Isaiah Crowell, Georgia
Sept. 15-17	Offensive Defensive Special Teams Offensive Lineman Defensive Lineman Freshman	Chris Rainey, Florida/Marcus Lattimore, South Carolina Trey Wilson, Vanderbilt Caleb Sturgis, Florida Wesley Johnson, Vanderbilt Bennie Logan, LSU Odell Beckham, LSU
Sept. 24	Offensive Defensive Special Teams	Trent Richardson, Alabama Melvin Ingram, South Carolina Brad Wing, LSU

	Offensive Lineman Defensive Lineman Freshman	Barrett Jones, Alabama Jaye Howard, Florida Isaiah Crowell, Georgia
Oct. 1	Offensive Defensive Special Teams Offensive Lineman Defensive Lineman Freshman	Tyler Wilson, Arkansas/Jarius Wright, Arkansas Melvin Ingram, South Carolina Steven Clark, Auburn William Vlachos, Alabama Sam Montgomery, LSU Isaiah Crowell, Georgia
Oct. 8	Offensive Defensive Special Teams Offensive Lineman Defensive Lineman Freshman	Connor Shaw, South Carolina Mike Gilliard, Georgia Blair Walsh, Georgia Will Blackwell, LSU Fletcher Cox, Mississippi State Tevin Mitchel, Arkansas
Oct. 15	Offensive Defensive Special Teams Offensive Lineman Defensive Lineman Freshman	Trent Richardson, Alabama Corey Lemonier, Auburn/D.J. Swearinger, South Carolina Steven Clark, Auburn Chris Faulk, LSU Fletcher Cox, Mississippi State Bruce Ellington, South Carolina Ray Drew, Georgia
Oct. 22	Offensive Defensive Special Teams Offensive Lineman Defensive Lineman Freshman	Dennis Johnson, Arkansas Dont'a Hightower, Alabama Brad Wing, LSU Ryan Seymour, Vanderbilt Barkevious Mingo, LSU A.J. Johnson, Tennessee
Oct. 29	Offensive Defensive Special Teams Offensive Lineman Defensive Lineman Freshman	Michael Dyer, Auburn Jerry Franklin, Arkansas/Jarvis Jones, Georgia Zach Hocker, Arkansas Cordy Glenn, Georgia Fletcher Cox, Mississippi State Brandon Wilds, South Carolina
Nov. 5	Offensive Defensive Special Teams Offensive Lineman Defensive Lineman Freshman	Jeff Demps, Florida Eric Reid, LSU Dennis Johnson, Arkansas Ben Jones, Georgia Jake Bequette, Arkansas/Sam Montgomery, LSU Maxwell Smith, Kentucky
Nov. 12	Offensive Defensive Special Teams Offensive Lineman Defensive Lineman Freshman	Zac Stacy, Vanderbilt Dont'a Hightower, Alabama Joe Adams, Arkansas Ben Jones, Georgia Travian Robertson, South Carolina Isaiah Crowell, Georgia
Nov. 19	Offensive Defensive Special Teams Offensive Lineman Defensive Lineman Freshman	Tyler Wilson, Arkansas Ron Brooks, LSU/Danny Trevathan, Kentucky Blair Walsh, Georgia Will Blackwell, LSU Malik Jackson, Tennessee/Abry Jones, Georgia Curt Maggitt, Tennessee
Nov. 25-26	Offensive Defensive Special Teams Offensive Lineman Defensive Lineman Freshman	Trent Richardson, Alabama/Connor Shaw, South Carolina Tyrann Mathieu, LSU Ryan Tydlacka, Kentucky Kyle Fischer, Vanderbilt/William Vlachos, Alabama Fletcher Cox, Mississippi State/Garrison Smith, Georgia Kenny Hilliard, LSU

2012

Aug. 30-Sept. 2	Offensive Defensive Special Teams Offensive Lineman Defensive Lineman Freshman	Marcus Lattimore, South Carolina Dee Milliner, Alabama Marcus Murphy, Missouri Zach Fulton, Tennessee C.J. Johnson, Ole Miss/Chris Smith, Arkansas Todd Gurley, Georgia/T.J. Yeldon, Alabama
Sept. 8	Offensive Defensive Special Teams Offensive Lineman Defensive Lineman Freshman	Tyler Russell, Mississippi State Jarvis Jones, Georgia Caleb Sturgis, Florida Larry Warford, Kentucky/A.J. Hawkins, Ole Miss Sam Montgomery, LSU/Damontre Moore, Texas A&M Jalen Mills, LSU
Sept. 15	Offensive	Jeff Driskel, Florida

HONORS & ACCOLADES

	Defensive Special Teams	Kenronte Walker, Missouri Cody Parkey, Auburn
	Offensive Lineman	Chance Warmack, Alabama
	Defensive Lineman	Jadeveon Clowney, South Carolina
	Freshman	Johnny Manziel, Texas A&M
Sept. 22	Offensive	Cobi Hamilton, Arkansas/Connor Shaw, South Carolina
	Defensive	Sam Montgomery, LSU
	Special Teams	Ace Sanders, South Carolina/Dustin Harris, Texas A&M
	Offensive Lineman	Aaron Morris, Ole Miss
	Defensive Lineman	Omar Hunter, Florida
	Freshman	Todd Gurley, Georgia
Sept. 29	Offensive	Johnny Manziel, Texas A&M
	Defensive	Denzel Nkemdiche, Ole Miss/Sanders Commings, Georgia
	Special Teams	Marcus Murphy, Missouri/Christian Jones, Alabama
	Offensive Lineman	Jake Matthews Texas A&M
	Defensive Lineman	Jadeveon Clowney, South Carolina
	Freshman	Johnny Manziel, Texas A&M/Keith Marshall, Georgia/Todd Gurley, Georgia
Oct. 6	Offensive	Mike Gillislee, Florida
	Defensive	Matt Elam, Florida/Kevin Minter, LSU
	Special Teams	Richard Kent, Vanderbilt/Ace Sanders, South Carolina
	Offensive Lineman	T.J. Johnson, South Carolina
	Defensive Lineman	Trey Flowers, Arkansas
	Freshman	Bernardrick McKinney, Mississippi State/Johnny Manziel, Texas A&M
Oct. 13	Offensive	Johnny Manziel, Texas A&M
	Defensive	C.J. Mosley, Alabama
	Special Teams	Bryson Rose, Ole Miss/Zach Hocker, Arkansas/Cordarelle Patterson, Tennessee
	Offensive Lineman	Tobias Smith, Mississippi State/Jon Halapio, Florida
	Defensive Lineman	Sam Montgomery, LSU
	Freshman	Johnny Manziel, Texas A&M/Jeremy Hill, LSU
Oct. 20	Offensive	Aaron Murray, Georgia
	Defensive	Kevin Minter, LSU
	Special Teams	Kyle Christy, Florida
	Offensive Lineman	Joe Townsend, Vanderbilt
	Defensive Lineman	Damontre Moore, Texas A&M
	Freshman	Amarri Cooper, Alabama
Oct. 27	Offensive	Connor Shaw, South Carolina
	Defensive	Jarvis Jones, Georgia
	Special Teams	Bryson Rose, Ole Miss
	Offensive Lineman	Chance Warmack, Alabama
	Defensive Lineman	Sheldon Richardson, Missouri
	Freshman	Johnny Manziel, Texas A&M
Nov. 3	Offensive	Aaron Murray, Georgia/Tyler Bray, Tennessee
	Defensive	Adrian Hubbard, Alabama
	Special Teams	Carey Spear, Vanderbilt
	Offensive Lineman	La'el Collins, LSU Wesley Johnson, Vanderbilt
	Defensive Lineman	Sharrif Floyd, Florida/Chris Smith, Arkansas
	Freshman	Johnny Manziel, Texas A&M
Nov. 10	Offensive	Johnny Manziel, Texas A&M
	Defensive	D.J. Swearinger, South Carolina/Craig Loston, LSU
	Special Teams	Andrew Baggett, Missouri/Loucheiz Purifoy, Florida
	Offensive Lineman	David Andrews, Georgia
	Defensive Lineman	Walker May, Vanderbilt
	Freshman	Johnny Manziel, Texas A&M
Nov. 17	Offensive	Tyler Russell, Mississippi State
	Defensive	Andre Hal, Vanderbilt
	Special Teams	Odell Beckham, Jr., LSU
	Offensive Lineman	P.J. Lonergan, LSU
	Defensive Lineman	Donte Rumph, Kentucky
	Freshman	Johnny Manziel, Texas A&M
Nov. 23-24	Offensive	Mike Gillislee, Florida/Donte Moncrief, Ole Miss
	Defensive	Bacari Rambo, Georgia/Jadeveon Clowney, South Carolina
	Special Teams	Caleb Sturgis, Florida/Carey Spear, Vanderbilt
	Offensive Lineman	Barrett Jones, Alabama
	Defensive Lineman	Jadeveon Clowney, South Carolina
	Freshman	Johnny Manziel, Texas A&M

2013

Aug. 29-31	Offensive	Todd Gurley, Georgia
	Defensive	Robenson Therезie, Auburn
	Special Teams	Christian Jones, Alabama
	Offensive Lineman	La'el Collins, LSU
	Defensive Lineman	Trey Flowers, Arkansas

	Freshman	Laquon Treadwell, Ole Miss
Sept. 7	Offensive	Aaron Murray, Georgia
	Defensive	Brian Randolph, Tennessee
	Special Teams	Odell Beckham Jr., LSU
	Offensive Lineman	Kevin Mitchell, Kentucky
	Defensive Lineman	Markus Golden, Missouri
	Freshman	Alex Collins, Arkansas
Sept. 14	Offensive	AJ McCarron, Alabama
	Defensive	Ego Ferguson, LSU
	Special Teams	Alan D'Appollonio, Arkansas
	Offensive Lineman	Gabe Jackson, Mississippi State
	Defensive Lineman	Kony Ealy, Missouri
	Freshman	Alex Collins, Arkansas
Sept. 21	Offensive	Jeremy Hill, LSU
	Defensive	Dante Fowler, Florida
	Special Teams	Jeff Scott, Ole Miss
	Offensive Lineman	Clayton Stadnik, South Carolina
	Defensive Lineman	Chris Smith, Arkansas
	Freshman	Reggie Davis, Georgia
Sept. 28	Offensive	Aaron Murray, Georgia
	Defensive	C.J. Mosley, Alabama
	Special Teams	Marshall Morgan, Georgia
	Offensive Lineman	A.J. Cann, South Carolina
	Defensive Lineman	Michael Sam, Missouri
	Freshman	Vernon Hargreaves, III, Florida
Oct. 5	Offensive	Zach Mettenberger, LSU
	Defensive	Loucheiz Purifoy, Florida
	Special Teams	Marshall Morgan, Georgia
	Offensive Lineman	Chris Burnette, Georgia
	Defensive Lineman	Michael Sam, Missouri
	Freshman	Carl Lawson, Auburn
Oct. 12	Offensive	Johnny Manziel, Texas A&M
	Defensive	Kentrell Brothers, Missouri
	Special Teams	Sam Irwin/Hill, Arkansas
	Offensive Lineman	Anthony Steen, Alabama
	Defensive Lineman	Danielle Hunter, LSU
	Freshman	Jeremy Johnson, Auburn
Oct. 19	Offensive	Nick Marshall, Auburn
	Defensive	Michael Sam, Missouri
	Special Teams	Michael Palardy, Tennessee
	Offensive Lineman	Wesley Johnson, Vanderbilt
	Defensive Lineman	Cameron Whigham, Ole Miss
	Freshman	Maty Mauk, Missouri
Oct. 26	Offensive	Connor Shaw, South Carolina
	Defensive	Landon Collins, Alabama
	Special Teams	Elliott Fry, South Carolina
	Offensive Lineman	Gabe Jackson, Mississippi State
	Defensive Lineman	Kelcy Quarles, South Carolina
	Freshman	Jeremy Johnson, Auburn
Nov. 2	Offensive	Tre Mason, Auburn
	Defensive	Victor Hampton, South Carolina
	Special Teams	Marshall Morgan, Georgia
	Offensive Lineman	Justin Britt, Missouri
	Defensive Lineman	Caleb Azubike, Vanderbilt
	Freshman	Maty Mauk, Missouri
Nov. 9	Offensive	Nick Marshall, Auburn
	Defensive	C.J. Mosley, Alabama
	Special Teams	Chris Davis, Auburn
	Offensive Lineman	Laremy Tunsil, Ole Miss
	Defensive Lineman	Garrison Smith, Georgia
	Freshman	Maty Mauk, Missouri
Nov. 16	Offensive	Jordan Matthews, Vanderbilt
	Defensive	C.J. Mosley, Alabama
	Special Teams	Cody Mandell, Alabama
	Offensive Lineman	Reese Dismukes, Auburn
	Defensive Lineman	Robert Nkemdiche, Ole Miss
	Freshman	Elliott Fry, South Carolina
Nov. 23	Offensive	Terrence Magee, LSU
	Defensive	Chase Garnham, Vanderbilt
	Special Teams	Harold Brantley, Missouri
	Offensive Lineman	Gabe Jackson, Mississippi State
	Defensive Lineman	Garrison Smith, Georgia



HONORS & ACCOLADES

	Freshman	Paris Head, Vanderbilt/Rashard Robinson, LSU
Nov. 28-30	Offensive Defensive Special Teams Offensive Lineman Defensive Lineman Freshman	Nick Marshall, Auburn E.J. Gaines, Missouri/Nickoe Whitley, Mississippi State Chris Davis, Auburn/Carey Spear, Vanderbilt Corey Miller, Tennessee Kelcy Quarles, South Carolina/Corey Miller, Tennessee Chris Jones, Mississippi Stat/ Anthony Jennings, LSU

2014

Aug. 28-31	Offensive Defensive Special Teams Offensive Lineman Defensive Lineman Freshman	Kenny Hill, Texas A&M/Todd Gurley, Georgia Amarlo Herrera, Georgia Adam Griffith, Alabama Jon Toth, Kentucky Preston Smith, Mississippi State Daniel Carlson, Auburn
Sept. 6	Offensive Defensive Special Teams Offensive Lineman Defensive Lineman Freshman	Maty Mauk, Missouri Cliff Coleman, Ole Miss Elliott Fry, South Carolina Max Garcia, Florida Preston Smith, Mississippi State Jalen Hurd, Tennessee
Sept. 13	Offensive Defensive Special Teams Offensive Lineman Defensive Lineman Freshman	Alex Collins, Arkansas Shane Ray, Missouri Kyle Christy, Florida Corey Robinson, South Carolina Preston Smith, Mississippi State Garrett Johnson, Kentucky
Sept. 20	Offensive Defensive Special Teams Offensive Lineman Defensive Lineman Freshman	Amari Cooper, Alabama/Dak Prescott, Mississippi State Joshua Holsey, Auburn Darrius Sims, Vanderbilt Ben Beckwith, Mississippi State Trey Flowers, Arkansas Sony Michel, Georgia
Sept. 27	Offensive Defensive Special Teams Offensive Lineman Defensive Lineman Freshman	Todd Gurley, Georgia Deshazor Everett, Texas A&M Quan Bray, Auburn Darrian Miller, Kentucky Shane Ray, Missouri Brandon Harris, LSU
Oct. 4	Offensive Defensive Special Teams Offensive Lineman Defensive Lineman Freshman	Bo Wallace, Ole Miss Richie Brown, Mississippi State Daniel Carlson, Auburn Ben Beckwith, Mississippi State Alvin "Bud" Dupree, Kentucky Jalen Tabor, Florida/Nick Chubb, Georgia
Oct. 11	Offensive Defensive Special Teams Offensive Lineman Defensive Lineman Freshman	Dak Prescott, Mississippi State Cody Prewitt, Ole Miss JK Scott, Alabama Vadal Alexander, LSU Marquis Haynes, Ole Miss Nick Chubb, Georgia/Leonard Fournette, LSU
Oct. 18	Offensive Defensive Special Teams Offensive Lineman Defensive Lineman Freshman	Nick Chubb, Georgia Damian Swann, Georgia JMarcus Murphy, Missouri Arie Kouandjio, Alabama Shane Ray, Missouri Marquis Haynes, Ole Miss
Oct. 25	Offensive Defensive Special Teams Offensive Lineman Defensive Lineman Freshman	Josh Robinson, Mississippi State/Amari Cooper, Alabama Kendell Beckwith, LSU Will Gleeson, Ole Miss Sebastian Tretola, Arkansas Kaleb Eulls, Mississippi State Leonard Fournette, LSU
Nov. 1	Offensive Defensive Special Teams Offensive Lineman Defensive Lineman Freshman	Josh Dobbs, Tennessee Kris Frost, Auburn Mike McNeely, Florida Max Garcia, Florida Shane Ray, Missouri Johnny McCrary, Vanderbilt
Nov. 8	Offensive Defensive Special Teams	Kyle Allen, Texas A&M Reggie Ragland, Alabama Isaiah McKenzie, Georgia

	Offensive Lineman Defensive Lineman Freshman	Arie Kouandjio, Alabama Lorenzo Carter, Georgia Treon Harris, Florida/Nick Chubb, Georgia
Nov. 15	Offensive Defensive Special Teams Offensive Lineman Defensive Lineman Freshman	Russell Hansbrough, Missouri Nick Perry, Alabama/Martrell Spaight, Arkansas JK Scott, Alabama Dan Skipper, Arkansas Derek Barnett, Tennessee Treon Harris, Florida Nick Chubb, Georgia
Nov. 22	Offensive Defensive Special Teams Offensive Lineman Defensive Lineman Freshman	Dak Prescott, Mississippi State Markus Golden, Missouri Sam IrwinHill, Arkansas Ben Beckwith, Mississippi State Darius Philon, Arkansas Treon Harris, Florida/Nick Chubb, Georgia
Nov. 27-29	Offensive Defensive Special Teams Offensive Lineman Defensive Lineman Freshman	Amari Cooper, Alabama Tony Conner, Ole Miss Andrew Baggett, Missouri/Cameron Sutton, Tennessee Austin Shepherd, Alabama C.J. Johnson, Ole Miss/Alvin "Bud" Dupree, Kentucky Leonard Fournette, LSU

2015

Sept. 3-5	Offensive Defensive Special Teams Offensive Lineman Defensive Lineman Freshman	Derrick Henry, Alabama Skai Moore, South Carolina Daniel Carlson, Auburn Kylar Kerbyson, Tennessee Daeshon Hall, Texas A&M Christian Kirk, Texas A&M
Sept. 12	Offensive Defensive Special Teams Offensive Lineman Defensive Lineman Freshman	Leonard Fournette, LSU Kentrell Brothers, Missouri Isaiah McKenzie, Georgia Ethan Pocic, LSU Jordan Jenkins, Georgia Chris Westry, Kentucky
Sept. 19	Offensive Defensive Special Teams Offensive Lineman Defensive Lineman Freshman	Leonard Fournette, LSU/Greyson Lambert, Georgia Robert Nkemdiche, Ole Miss Gary Wunderlich, Ole Miss Vadal Alexander, LSU Jonathan Bullard, Florida Preston Williams, Tennessee
Sept. 26	Offensive Defensive Special Teams Offensive Lineman Defensive Lineman Freshman	Leonard Fournette, LSU Richie Brown, Mississippi State Christian Kirk, Texas A&M Fahn Cooper, Ole Miss Cory Johnson, Kentucky Antonio Callaway, Florida
Oct. 3	Offensive Defensive Special Teams Offensive Lineman Defensive Lineman Freshman	Derrick Henry, Alabama Antonio Morrison, Florida Johnathan Ford, Auburn Sebastian Tretola, Arkansas Myles Garrett, Texas A&M Calvin Ridley, Alabama
Oct. 10	Offensive Defensive Special Teams Offensive Lineman Defensive Lineman Freshman	Joshua Dobbs, Tennessee Reggie Ragland, Alabama Reggie Davis, Georgia Ethan Pocic, LSU Ryan Brown, Mississippi State Derrius Guice, LSU
Oct. 15/17	Offensive Defensive Special Teams Offensive Lineman Defensive Lineman Freshman	Derrick Henry, Alabama Lewis Neal, LSU Marshall Morgan, Georgia Vadal Alexander, LSU Myles Garrett, Texas A&M Minkah Fitzpatrick, Alabama
Oct. 24	Offensive Defensive Special Teams Offensive Lineman Defensive Lineman Freshman	Dak Prescott, Mississippi State Trae Elston, Ole Miss JK Scott, Alabama Spencer Pulley, Vanderbilt Marquis Haynes, Ole Miss Dre Greenlaw, Arkansas

HONORS & ACCOLADES

Oct. 31	Offensive Defensive Special Teams Offensive Lineman Defensive Lineman Freshman	Chad Kelly, Ole Miss Antonio Morrison, Florida Evan Berry, Tennessee Mitch Smothers, Arkansas Marquis Haynes, Ole Miss Kyler Murray, Texas A&M
Nov. 5/7	Offensive Defensive Special Teams Offensive Lineman Defensive Lineman Freshman	Brandon Allen, Arkansas Alex McCalister, Florida Adam Griffith, Alabama Ryan Kelly, Alabama Chris Jones, Mississippi State Darrin Kirkland, Tennessee
Nov. 14	Offensive Defensive Special Teams Offensive Lineman Defensive Lineman Freshman	Derrick Henry, Alabama Oren Burks, Vanderbilt Isaiah McKenzie, Georgia Dan Skipper, Arkansas Jonathan Allen, Alabama Dre Greenlaw, Arkansas
Nov. 21	Offensive Defensive Special Teams Offensive Lineman Defensive Lineman Freshman	Dak Prescott, Mississippi State DeMarquis Gates, Ole Miss Cyrus Jones, Alabama/Taylor Bertolet, Texas A&M Coleman Thomas, Tennessee Marquis Haynes, Ole Miss Mike Edwards, Kentucky
Nov. 27-28	Offensive Defensive Special Teams Offensive Lineman Defensive Lineman Freshman	Derrick Henry, Alabama Deion Jones, LSU Adam Griffith, Alabama Kyler Kerbyson, Tennessee Robert Nkemdiche, DT, Ole Miss/Deatrich Wise, Jr., Arkansas Arden Key, LSU

2016

Sept. 1-5	Offensive Defensive Special Teams Offensive Lineman Defensive Lineman Freshman	Nick Chubb, Georgia Jonathan Allen, Alabama Elliott Fry, South Carolina Erik McCoy, Texas A&M Deatrich Wise, Arkansas Jonah Williams, Alabama
Sept. 10	Offensive Defensive Special Teams Offensive Lineman Defensive Lineman Freshman	Austin Allen, Arkansas Micah Abernathy, Tennessee Daniel Carlson, Auburn/Tre'Davious White, LSU Dan Skipper, Arkansas A.J. Jefferson, Mississippi State Johnathon Johnson, Missouri
Sept. 17	Offensive Defensive Special Teams Offensive Lineman Defensive Lineman Freshman	Jalen Hurts, Alabama Justin Evans, Texas A&M Eddie Jackson, Alabama/Josh Crowden, LSU Frank Ragnow, Arkansas Arden Key, LSU Trayveon Williams, Texas A&M
Sept. 24	Offensive Defensive Special Teams Offensive Lineman Defensive Lineman Freshman	Joshua Dobbs, Tennessee Armani Watts, Texas A&M Daniel Carlson, Auburn/Josh Crowden, LSU Jordan Sims, Ole Miss Derek Barnett, Tennessee/Denzil Ware, Kentucky Trayveon Williams, Texas A&M
Oct. 1	Offensive Defensive Special Teams Offensive Lineman Defensive Lineman Freshman	Derrius Guice, LSU Derek Barnett, Tennessee Dan Skipper, Arkansas/Riley Lovingood, Tennessee Ethan Pocic, LSU Daeshon Hall, Texas A&M/Denzil Ware, Kentucky Joshua Jacobs, Alabama
Oct. 8-9	Offensive Defensive Special Teams Offensive Lineman Defensive Lineman Freshman	Trevor Knight, Texas A&M Minkah Fitzpatrick, Alabama JK Scott, Alabama Jon Toth, Kentucky Carl Lawson, Auburn/Denzil Ware, Kentucky Trayveon Williams, Texas A&M/Jalen Hurts, Alabama
Oct. 15	Offensive Defensive Special Teams Offensive Lineman Defensive Lineman	Rawleigh Williams III, Arkansas Zach Cunningham, Vanderbilt Darius Sims, Vanderbilt Jonah Williams, Alabama Derek Barnett, Tennessee

	Freshman	Trayveon Williams, Texas A&M/Jalen Hurts, Alabama
Oct. 22	Offensive Defensive Special Teams Offensive Lineman Defensive Lineman Freshman	Leonard Fournette, LSU Jonathan Allen, Alabama Austin MacGinnins, Kentucky Alex Kozan, Auburn/Ethan Pocic, LSU Montravius Adams, Auburn Benny Snell Jr., Kentucky
Oct. 29	Offensive Defensive Special Teams Offensive Lineman Defensive Lineman Freshman	Kamryn Pettway, Auburn Jamarcus King, South Carolina Daniel Carlson, Auburn Martez Ivey, Florida Adrian Middleton, Kentucky Benny Snell Jr., Kentucky
Nov. 5	Offensive Defensive Special Teams Offensive Lineman Defensive Lineman Freshman	Nick Fitzgerald, Mississippi State/Rawleigh Williams III, Arkansas Ryan Anderson, Alabama JK Scott, Alabama/Rodrigo Blankenship, Georgia Martin Rankin, Mississippi State Lewis Neal, LSU Jake Bentley, South Carolina
Nov. 12	Offensive Special Teams Offensive Lineman Defensive Lineman Freshman	Jalen Hurts, Alabama/Derrius Guice, LSU Maurice Smith, Georgia Gary Wunderlich, Ole Miss Martez Ivey, Florida/Ethan Pocic, LSU Charles Harris, Missouri Shea Patterson, Ole Miss
Nov. 19	Offensive Defensive Special Teams Offensive Lineman Defensive Lineman Freshman	Rawleigh Williams III, Arkansas David Reese, Florida Eddy Pineiro, Florida Will Holden, Vanderbilt/Dan Skipper, Arkansas Derek Barnett, Tennessee Tyrie Cleveland, Florida
Nov. 24-26	Offensive Defensive Special Teams Offensive Lineman Defensive Lineman Freshman	Derrius Guice, LSU/Nick Fitzgerald, Mississippi State Mike Edwards, Kentucky/Zach Cunningham, Vanderbilt Austin MacGinnins, Kentucky Cam Robinson, Alabama Marcell Frazier, Missouri Leo Lewis, Mississippi State



COACHES

SEC COACHES' RECORDS

ALABAMA

Coach	Tenure	Conference	
		W - L - T	Overall W - L - T
E.B. Beaumont	1892	-	2-2-0
Eli Abbott	1893-95, 1902	-	7-12-0
Otto Wagonhurst	1896	-	2-1-0
Allen McCants	1897	-	1-0-0
W.A. Martin	1899	-	3-1-0
M. Griffin	1900	-	2-3-0
M.H. Harvey	1901	-	2-1-2
W.B. Blount	1903-04	-	10-7-0
Jack Leavenworth	1905	-	6-4-0
J.W.H. Pollard	1906-09	-	20-4-5
Guy Lowman	1910	-	4-4-0
D.V. Graves	1911-14	-	21-12-3
Thomas Kelly	1915-17	-	17-7-1
Xen C. Scott	1919-22	-	29-9-3
Wallace Wade	1923-30	-	61-13-3
Frank Thomas	1931-46	59-16-6	115-24-7
Harold (Red) Drew	1947-54	33-21-7	54-29-7
J. B. Whitworth	1955-57	3-18-1	4-24-2
Paul (Bear) Bryant	1958-82	137-28-5	232-46-9
Ray Perkins	1983-86	14-9-1	32-15-1
Bill Curry	1987-89	14-6-0	26-10-0
Gene Stallings	1990-96	#38-16-0	#62-25-0
Mike DuBose	1997-2000	16-16-0	24-23-0
Dennis Franchione	2001-02	10-6	17-8
Mike Shula	2003-06	13-19	26-14
Joe Kines&	2006	0-0	0-1
Nick Saban	2007-	70-13	114-19

- Indicates forfeits imposed on Alabama by NCAA

& - Interim head coach for 2006 Independence Bowl

ARKANSAS

Coach	Tenure	Conference	
		W - L - T	Overall W - L - T
John C. Futrall	1894-96	-	5-2-0
B.N. Wilson	1897-98	-	4-1-1
Colbert Searles	1899-1900	-	5-2-2
Charles Thomas	1901-02	-	9-8-0
D.A. McDaniel	1903	-	3-4-0
A.D. Brown	1904-05	-	6-9-0
F.C. Longman	1906-07	-	5-8-3
Hugo Bezdek	1908-12	-	29-13-1
E.T. Pickering	1913-14	-	11-7-0
T.T. McConnell	1915-16	1-3-0	8-6-1
Norman Paine	1917-18	0-2-1	8-3-1
J.B. Craig	1919	1-2-0	3-4-0
G.W. McLaren	1920-21	4-1-1	8-5-3
Francis Schmidt	1922-28	14-13-2	42-20-3
Fred Thomsen	1929-41	26-42-3	56-61-1
George Cole	1942	0-6-0	3-7-0
John Tomlin	1943	1-4-0	2-7-0
Glen Rose	1944-45	3-7-1	8-12-1
John Barnhill	1946-49	10-13-1	22-17-3
Otis Douglas	1950-52	4-14-0	9-21-0
Bowden Wyatt	1953-54	7-5-0	11-10-0
Jack Mitchell	1955-57	8-9-1	17-12-1
Frank Broyles	1958-76	91-35-5	144-58-5
Lou Holtz	1977-83	37-18-1	60-21-2
Ken Hatfield	1984-89	36-10-0	55-17-1
Jack Crowe	1990-91	6-10-0	9-15-0
Joe Kines#	1992	3-4-1	3-6-1
Danny Ford	1993-97	•16-23-1	•26-30-1
Houston Nutt	1998-07	42-38	75-48
%Reggie Herring	2008	0-0	0-1
Bobby Petrino	2008-2011	17-15	34-17
John L. Smith	2012	2-6	4-8
Bret Bielema	2013 -	10-22	25-26

- Interim head coach after first game of 1992 season.

% - Interim head coach for 2008 Cotton Bowl.

* - Southwest Conference 1915-1991

• - Indicates game forfeited to Arkansas

AUBURN

Coach	Tenure	Conference	
		W - L - T	Overall W - L - T
Dr. George Petrie	1892	-	2-2-0
G.H. Harvey, D.M. Balliet	1893	-	3-0-2
F.M. Hall	1894	-	1-3-0
John Heisman	1895-99	-	12-4-2
Billy Watkins	1900-01	-	6-3-1
R.S. Kent	1902	-	2-2-1
Mike Harvey	1902	-	0-2-0
Billy Bates	1903	-	4-3-0
Mike Donahue	1904-06, 1908-22	-	99-35-5
W.S. Kienholz	1907	-	6-2-1
Boozer Pitts	1923-24; 1927	-	7-11-6
Dave Morey	1925-27	-	10-10-1
George Bohler	1928-29	-	3-11-0
John Floyd	1929	-	0-4-0
Chet Wynne	1930-33	2-2-0	22-15-2
Jack Meagher	1934-42	26-25-7	48-37-10
Carl Voyles	1944-47	4-17-0	15-22-0
Earl Brown	1948-50	2-18-2	3-22-4
Ralph (Shug) Jordan	1951-75	98-63-4	176-83-6
Doug Barfield	1976-80	15-14-1	29-25-1
Pat Dye	1981-92	48-27-1	99-39-4
Terry Bowden	1993-98	30-14-1	47-17-1
#Bill Oliver	1998	0-3	2-3
Tommy Tuberville	1999-08	51-29	85-40
Gene Chizik	2009-12	15-17	33-19
Gus Malzahn	2013-	18-14	35-18

- Interim head coach after sixth game of 1998 season.

FLORIDA

Coach	Tenure	Conference	
		W - L - T	Overall W - L - T
Jack Forsythe	1906-08	-	14-6-2
G.E. Pyle	1909-13	-	26-7-3
Charles McCoy	1914-16	-	9-10-0
A.L. Busser	1917-19	-	7-8-0
William Kline	1920-22	-	19-8-2
Gen. VanFleet	1923-24	-	12-3-4
H.L. Sebring	1925-27	-	17-11-2
Charles Bachman	1928-32	-	27-18-3
D.K. (Dutch) Stanley	1933-35	5-11-1	14-13-2
Josh Cody	1936-39	6-14-2	17-24-2
Tom Lieb	1940-45	5-15-1	20-26-1
Ray (Bear) Wolf	1946-49	2-17-2	13-24-2
Bob Woodruff	1950-59	29-32-2	54-41-6
Ray Graves	1960-69	36-19-3	70-31-4
Doug Dickey	1970-78	28-28-1	58-42-2
Charley Pell	1979-84	14-16-1	33-26-2
Galen Hall*	1984-88	24-14-0	37-16-1
Gary Damell#	1989	2-2-0	3-4-0
Steve Spurrier	1990-2001	82-12	122-27-1
Ron Zook	2002-04	16-8	23-14
Charlie Strong&	2004	0-0	0-1
Urban Meyer	2005-2010	36-12	65-15
Will Muschamp	2011-14	17-15	28-21
D.J. Durkin ^	2014	0-0	0-1
Jim McElwain	2015-	13-3	19-8

* - Replaced Charley Pell after third game of the 1984 season

- Interim head coach after fifth game of 1989 season

& - Interim head coach for 2004 Peach Bowl

^ - Interim head coach for 2015 Birmingham Bowl

GEORGIA

Coach	Tenure	Conference		Overall	
		W - L - T	W - L - T	W - L - T	W - L - T
Dr. Charles Herty	1892	-	-	1-1-0	-
Ernest Brown	1893	-	-	2-2-1	-
Robert Winston	1894	-	-	5-1-0	-
Glenn "Pop" Warner	1895-96	-	-	7-4-0	-
Charles McCarthy	1897-98	-	-	6-3-0	-
Gordon Saussy	1899	-	-	2-3-1	-
E.E. Jones	1900	-	-	2-4-0	-
Billy Reynolds	1901-02	-	-	5-7-3	-
M.M. Dickinson	1903, 1905	-	-	4-9-0	-
Charles A. Barnard	1904	-	-	1-5-0	-
W.S. Whitney	1906-07	-	-	6-7-2	-
Branch Bocock	1908	-	-	5-2-1	-
J. Coulter, Frank Dobson	1909	-	-	1-4-2	-
W.A. Cunningham	1910-19	-	-	43-18-9	-
H.J. Stegeman	1920-22	-	-	20-6-3	-
George Woodruff	1923-27	-	-	30-16-1	-
Harry Mehre	1928-37	12-12-2	-	59-34-6	-
Joel Hunt	1938	1-2-1	-	5-4-1	-
Wallace Butts	1939-60	67-60-5	-	140-86-9	-
Johnny Griffith	1961-63	6-12-1	-	10-16-4	-
Vince Dooley	1964-88	105-41-4	-	201-77-10	-
Ray Goff	1989-95	24-28-0	-	46-34-1	-
Jim Donnan	1996-2000	25-15-0	-	40-19	-
Mark Richt	2001-2015	83-37	-	145-51	-
Bryan McClendon ^	2015	0-0	-	1-0	-
Kirby Smart	2016-	4-4	-	8-5	-

^ - Interim head coach for 2016 TaxSlayer Bowl

KENTUCKY

Coach	Tenure	Conference		Overall	
		W - L - T	W - L - T	W - L - T	W - L - T
Unknown	1891	-	-	1-1-0	-
A.M. Miller	1892	-	-	2-4-1	-
John A. Thompson	1892-93	-	-	5-2-1	-
W.P. Finney	1894	-	-	5-2-0	-
Charles Mason	1895	-	-	4-5-0	-
Dudley Short	1896	-	-	3-6-0	-
Lyman B. Eaton	1897	-	-	2-4-0	-
W.R. Bass	1898-99	-	-	12-2-2	-
W.H. Kiler	1900-01	-	-	6-12-1	-
E.W. McLeod	1902	-	-	3-5-1	-
C.A. Wright	1903	-	-	7-1-0	-
F.E. Schact	1904	-	-	15-4-1	-
J. White Guyn	1906-08	-	-	17-7-1	-
R. Sweetland	1909-10, 1912	-	-	23-5-0	-
P.P. Douglass	1911	-	-	7-3-0	-
Alpha Brumage	1913-14	-	-	11-5-0	-
J.J. Tigert	1915-16	-	-	10-2-3	-
S.A. Boles	1917	-	-	3-5-1	-
Andy Gill	1918-19	-	-	5-5-1	-
W.J. Juneau	1920-22	-	-	13-10-2	-
J. Winn	1923	-	-	4-3-2	-
Fred J. Murphy	1924-26	-	-	12-14-1	-
Harry Gammage	1927-33	2-3-0	-	32-25-5	-
Chet Wynne	1934-37	5-14-0	-	20-19-0	-
A.D. Kirwan	1938-44	4-22-3	-	24-28-4	-
Bernie Shively	1945	0-5-0	-	2-8-0	-
Paul (Bear) Bryant	1946-53	22-18-4	-	60-23-5	-
Blanton Collier	1954-61	21-34-3	-	41-36-3	-
Charlie Brandshaw	1962-68	12-30-2	-	25-41-4	-
John Ray	1969-72	4-24-0	-	10-33-0	-
Fran Curci	1973-81	25-30-0	-	47-51-2	-
Jerry Claiborne	1982-89	13-37-0	-	41-46-3	-
Bill Curry	1990-96	14-40-0	-	26-52-0	-
Hal Mumme	1997-2000	10-22-0	-	20-26	-
Guy Morriss	2001-02	4-12	-	9-14	-
Rich Brooks	2003-2009	16-40	-	39-47	-
Joker Phillips	2010-12	4-20	-	13-24	-
Mark Stoops	2013-	8-24	-	19-30	-

LSU

Coach	Tenure	Conference		Overall	
		W - L - T	W - L - T	W - L - T	W - L - T
Dr. Charles E. Coates	1893	-	-	0-1-0	-
Albert P. Simmons	1894-95	-	-	5-1-0	-
Allen W. Jeardeau	1896-97	-	-	7-1-0	-
Edmond A. Chavanne	1898, 1900	-	-	3-2-0	-
John P. Gregg	1899	-	-	3-2-0	-
W.S. Boreland	1901-03	-	-	15-7-0	-
D.A. Killian	1904-06	-	-	8-6-2	-
Edgar R. Wingard	1907-08	-	-	17-3-0	-
Joe G. Pritchard	1909	-	-	4-1-0	-
John W. Mayhew	1910	-	-	3-6-0	-
James K. Dwyer	1911-13	-	-	16-7-2	-
E.T. McDonald	1914-16	-	-	14-7-1	-
Dana X. Bible	1916	-	-	1-0-2	-
Wayne Sutton	1917	-	-	3-5-0	-
Irving R. Pray	1916, 1919, 1922	-	-	11-9-0	-
Branch Bocock	1920-21	-	-	11-4-2	-
Mike Donahue	1923-27	-	-	23-19-3	-
Russ Cohen	1928-31	-	-	23-13-1	-
Biff Jones	1932-34	7-2-2	-	20-5-6	-
Bernie H. Moore	1935-47	23-28-4	-	83-39-6	-
Gaynell Tinsley	1948-54	17-25-6	-	35-34-6	-
Paul F. Dietzel	1955-61	26-16-2	-	46-23-3	-
Charlie McClendon	1962-79	62-38-0	-	137-59-7	-
Jerry Stovall	1980-83	9-13-2	-	22-21-2	-
Bill Arnsparger	1984-86	13-3-2	-	26-8-2	-
Mike Archer	1987-90	15-12-0	-	27-18-1	-
Curley Hallman	1991-94	10-23-0	-	16-28-0	-
Gerry DiNardo	1995-	18-20-1	-	32-24-1	-
#Hal Hunter	1999	1-0	-	1-0	-
Nick Saban	2000-04	28-12	-	48-16	-
Les Miles	2005-16	62-28	-	114-34	-
Ed Orgeron^	2016-	4-2	-	6-2	-

- Served as interim head coach last game of season.

^ - Served as interim head coach for seven games of the 2016 season.

OLE MISS

Coach	Tenure	Conference		Overall	
		W - L - T	W - L - T	W - L - T	W - L - T
Dr. A.L. Bondurant	1893	-	-	4-1-0	-
C.D. Clark	1894	-	-	6-1-0	-
H.L. Fairbanks	1895	-	-	2-1-0	-
J.W. Holister	1896	-	-	1-2-0	-
T.G. Scarbrough	1898	-	-	1-1-0	-
W.H. Lyon	1899	-	-	3-4-0	-
Z.N. Estes, Jr.	1900	-	-	0-3-0	-
Daniel Martin, William Shibley	1901	-	-	2-4-0	-
Daniel Martin	1902	-	-	4-3-0	-
Mike Harvey	1903-04	-	-	6-4-1	-
T.S. Hammond	1906	-	-	4-2-0	-
Frank Mason	1907	-	-	0-6-0	-
Frank Kyle	1908	-	-	3-5-0	-
Dr. N.P. Stauffer	1909-11	-	-	17-7-2	-
Leo DeTray	1912	-	-	5-3-0	-
William Driver	1913-14	-	-	11-7-2	-
Fred Robbins	1915-16	-	-	5-12-0	-
C.R. (Dudy) Noble	1917-18	-	-	2-7-1	-
R.L. Sullivan	1919-21	-	-	11-13-0	-
R.A. Cowell	1922-23	-	-	8-11-1	-
Chester Barnard	1924	-	-	4-5-0	-
Homer Hazel	1925-29	-	-	21-22-3	-
Ed. L. Walker	1930-37	7-13-3	-	38-38-8	-
Harry Mehre	1938-45	15-17-1	-	39-26-1	-
Harold (Red) Drew	1946	1-6-0	-	2-7-0	-
John Vaught	1947-70, 73	106-41-10	-	190-60-12	-
Billy Kinard	1971-73	6-7-0	-	16-9-0	-
Ken Cooper	1974-77	12-14-0	-	21-23-0	-
Steve Sloan	1978-82	8-18-1	-	20-34-1	-
Billy Brewer	1983-93	#34-40-0	-	68-54-3	-
Joe Lee Dunn	1994	2-6-0	-	4-7-0	-
Tommy Tuberville	1995-1998	12-20-0	-	25-20-0	-
*David Cutcliffe	1998-2004	25-23	-	44-29	-
Ed Orgeron	2005-2007	3-21	-	10-25	-
Houston Nutt	2008-2011	10-22	-	24-26	-
Hugh Freeze	2012-	19-21	-	39-25	-

- Indicates game forfeited to Ole Miss

* - Named head coach prior to 1998 Independence Bowl



COACHES

MISSISSIPPI STATE

Coach	Tenure	Conference W - L - T	Overall W - L - T
Dr. Charles Herty	1892	-	1-1-0
W.M. Matthews	1895	-	0-2-0
J.B. Hildebrand	1896	-	0-4-0
L.B. Harvey	1901	-	2-2-1
L. Gwinn	1902	-	1-4-1
Dan Martin	1903-06	-	10-11-3
Fred Furman	1907-08	-	9-7-0
W.D. Chadwick	1909-13	-	29-12-2
E.C. Hayes	1914-16	-	15-8-2
Sid Robinson	1917-19	-	15-5-0
Fred Holtkamp	1920-21	-	9-7-1
C.R. (Dudy) Noble	1922	-	3-4-2
Earl Able	1923-24	-	10-6-2
Bernie Bierman	1925-26	-	8-8-1
J.W. Hancock	1927-29	-	8-12-4
Chris Cagle	1930	-	2-7-0
Ray Dauber	1931-32	-	5-11-0
Ross McKechnie	1933-34	1-10-1	7-12-1
Ralph Sasse	1935-37	8-7-0	20-10-2
Emerson (Spike) Nelson	1938	1-4-0	4-6-0
Allyn McKeen	1939-48	29-16-2	65-19-3
Arthur (Slick) Morton	1949-51	5-15-0	8-18-1
Murray Warmath	1952-53	6-5-3	10-6-3
Darrell Royal	1954-55	7-7-0	12-8-0
Wade Walker	1956-61	8-30-2	22-32-2
Paul Davis	1962-66	9-22-2	20-28-2
Charley Shira	1967-72	5-32-1	16-45-2
Bob Tyler	1973-78	7-30-0	21-44-2
Emory Bellard	1979-85	15-27-0	37-42-0
Rockey Felker	1986-90	5-23-0	21-34-0
Jackie Sherrill	1991-2003	#43-59-1	#75-75-2
Sylvester Croom	2004-08	10-30	21-38
Dan Mullen	2009-	29-35	61-42

- Indicates game forfeited to Mississippi State

MISSOURI

Coach	Tenure	Conference W - L - T	Overall W - L - T
Gary Pinkel	2012-2015	17-15	33-19
Barry Odom	2016-	2-6	4-8

SOUTH CAROLINA

Coach	Tenure	Conference W - L - T	Overall W - L - T
W.A. Whaley	1896	-	1-3-0
W.P. Murphy	1897	-	0-3-0
W. Wertebaker	1898	-	1-2-0
I.O. Hunt	1899-90	-	6-6-0
B.W. Dickson	1901	-	3-4-0
C.R. Williams	1902-03	-	14-3-0
Christie Benet	1904-05, 1908-09	-	14-15-3
Douglas McKay	1907	-	3-0-0
John H. Neff	1910-11	-	5-8-2
N.B. Edgerton	1912-15	-	19-13-3
Rice Warren	1916	-	3-6-0
Dixon Foster	1917, 1991	-	4-12-1
Frank Dobson	1918	-	2-1-1
Sol Metzger	1920-24	-	26-18-2
Branch Bocock	1925-26	-	13-7-0
Harry Lightsey	1927	-	4-5-0
Billy Lavall	1928-34	5-3-0	39-26-6
Don McCallister	1935-37	5-11-1	13-20-1
Rex Enright	1938-42, 1946-55	36-43-3	64-69-7
J.P. Moran	1943	2-1-0	5-2-0
William Newton	1944	1-3-0	3-4-2
Johnnie McMillan	1945	0-3-2	2-4-3
Warren Giese	1956-60	19-15-1	28-21-1
Marvin Bass	1961-65	13-18-1	17-29-4
Paul Dietzel	1966-74	18-10-1	42-53-1
Jim Carlen	1975-81	-	45-36-1
Richard Bell	1982	-	4-7-0
Joe Morrison	1983-88	-	39-28-2
Sparky Woods	1989-93	5-11-0	24-28-3
Brad Scott	1995-98	13-26-1	23-32-1
Lou Holtz	1999-2004	19-29	33-37
Steve Spurrier	2005-2015	44-40	86-49
#Shawn Elliott	2015	1-3	1-5
Will Muschamp	2016	3-5	6-7

- Interim head coach for six games of 2015 season

TENNESSEE

Coach	Tenure	Conference W - L - T	Overall W - L - T
J.A. Pierce	1899-1900	-	8-4-1
George Kelley	1901	-	3-3-2
H.F. Fisher	1902-03	-	10-7-0
S.D. Crawford	1904	-	3-5-1
J.D. DePree	1905-06	-	4-11-3
George Levene	1907-09	-	15-10-3
Andrew A. Stone	1910	-	3-5-1
Z.G. Clevenger	1911-15	-	26-15-2
John R. Bender	1916-20	-	18-5-4
M.B. Banks	1921-25	-	27-15-3
Robert R. Neyland	1926-34, 36-40, 46-52	62-15-5	173-31-12
W. H. (Bill) Britton	1935	2-3-0	4-5-0
John H. Barnhill	1941-45	15-3-1	33-6-0
Harvey L. Robinson	1953-54	4-7-1	10-10-1
Bowden Wyatt	1955-62	29-23-4	49-29-4
Jim McDonald	1963	3-5-0	5-5-0
Doug Dickey	1964-69	21-10-4	46-15-4
Bill Battle	1970-76	22-18-1	59-22-4
Johnny Majors	1977-92	57-40-3	115-62-8
Phillip Fulmer#	1992-08	•96-34	•152-52
Lane Kiffin	2009	4-4	7-6
Derek Dooley	2010-12	5-18	15-21
% - Jim Chaney	2012	1-0	1-0
Butch Jones	2013-	14-18	30-21

- Interim head coach for four games of 1992 season.

• - Includes game forfeited to Tennessee

% - Interim head coach final game of 2012 season.

TEXAS A&M

Coach	Tenure	Conference W - L - T	Overall W - L - T
Kevin Sumlin	2012-	21-19	44-21

VANDERBILT

Coach	Tenure	Conference W - L - T	Overall W - L - T
Elliott H. Jones	1890-92	-	8-5-0
W.J. Keller	1893	-	6-1-0
Henry Thornton	1894	-	7-1-0
C.L. Upton	1895	-	5-3-1
R.G. Acton	1896-1898	-	10-7-3
J.L. Crane	1899-1900	-	11-6-1
W.H. Watkins	1901-02	-	14-2-1
J.H. Henry	1903	-	6-1-1
Dan McGugin	1904-17, 19-34	6-5-2	197-55-19
Ray Morrison	1935-39	15-15-1	25-20-2
H.R. (Red) Sanders	1940-42, 46-48	16-20-2	36-22-2
E.H. (Herc) Alley	1943	0-0-0	5-0-0
Doby Bartling	1944-45	2-4-0	6-6-1
W.M. (Bill) Edwards	1945-52	11-17-1	21-19-2
Arthur L. Guepe	1953-62	18-43-6	39-54-7
Jack Green	1963-66	2-19-3	7-29-4
Bill Pace	1967-72	5-27-1	22-38-3
Steve Sloan	1973-74	3-8-1	12-9-1
Fred Pancoast	1975-78	2-22-0	13-31-0
George MacIntyre	1979-85	8-33-1	25-52-1
Watson Brown	1986-90	4-29-0	10-45-0
Gerry DiNardo	1991-94	#9-22-0	19-25-0
Rod Dowhower	1995-96	1-15-0	4-18-0
Woody Widenhofer	1997-2001	4-36	15-40
Bobby Johnson	2002-	12-54	29-66
Robbie Caldwell	2010	1-7	2-10
James Franklin	2011-2013	11-13	24-15
Derek Mason	2014-	5-19	13-24

- Indicates game forfeited to Vanderbilt

SEC COACH OF THE YEAR

NATIONAL COACH OF THE YEAR

1942	Bill Alexander, Georgia Tech (AFCA)
1956	Bowden Wyatt, Tennessee (AFCA)
1958	Paul Dietzel, LSU (AFCA, FWA)
1961	Paul "Bear" Bryant, Alabama (AFCA)
1970	Charlie McClendon, LSU (AFCA)
1971	Paul "Bear" Bryant, Alabama (AFCA)
1973	Paul "Bear" Bryant, Alabama (AFCA)
1976	Vince Dooley, Georgia (Dodd)
1980	Vince Dooley, Georgia (AFCA, FWA, WC)
1982	Jerry Stovall, LSU (WC); George MacIntyre, Vanderbilt (Dodd)
1989	Bill Curry, Alabama (Dodd)
1992	Gene Stallings, Alabama (AFCA, FWA, WC)
1993	Terry Bowden, Auburn (AFCA, FWA, WC)
1998	Phillip Fulmer, Tennessee (FWA)
2003	Nick Saban, LSU (FWA, AP)
2004	Tommy Tuberville, Auburn (CWC, AP)
2011	Les Miles, LSU (Liberty, Home Depot, AP)
2013	Gus Malzahn, Auburn (AP, Liberty, Eddie Robinson, Home Depot)
2014	Nick Saban, Alabama (Dodd)

AFCA	American Football Coaches Association
FWA	Football Writers of America
WC	Walter Camp

AP SEC COACH OF THE YEAR

1946	Wally Butts, Georgia
1947	John Vaught, Ole Miss
1948	John Vaught, Ole Miss
1949	Gaynell Tinsley, LSU
1950	Paul Bryant, Kentucky
1951	Bob Neyland, Tennessee
1952	Bobby Dodd, Georgia Tech
1953	Ralph Jordan, Auburn
1954	John Vaught, Ole Miss
1955	John Vaught, Ole Miss
1956	Bowden Wyatt, Tennessee
1957	Ralph Jordan, Auburn
1958	Paul Dietzel, LSU
1959	Paul Bryant, Alabama
1960	John Vaught, Ole Miss
1961	Paul Bryant, Alabama
1962	John Vaught, Ole Miss
1963	John Davis, Miss. State
1964	Paul Bryant, Alabama
1965	Paul Bryant, Alabama
1966	Vince Dooley, Georgia
1967	Doug Dickey, Tennessee
1968	Vince Dooley, Georgia
1969	Charlie McClendon, LSU
1970	Charlie Shira, Miss. State
1971	Paul Bryant, Alabama
1972	Ralph Jordan, Auburn
1973	Paul Bryant, Alabama
1974	Steve Sloan, Vanderbilt
1975	Ken Cooper, Ole Miss
1976	Vince Dooley, Georgia
1977	Fran Curci, Kentucky
1978	Paul Bryant, Alabama
1979	Paul Bryant, Alabama
1980	Vince Dooley, Georgia
1981	Paul Bryant, Alabama
1982	Jerry Stovall, LSU
1983	Billy Brewer, Ole Miss
	Jerry Claiborne, Kentucky
1984	Galen Hall, Florida
1985	Johnny Majors, Tennessee
1986	Bill Arnsperger, LSU
1987	Pat Dye, Auburn
1988	Pat Dye, Auburn
1989	Bill Curry, Alabama
1990	Steve Spurrier, Florida
1991	Gerry DiNardo, Vanderbilt
1992	Gene Stallings, Alabama
1993	Terry Bowden, Auburn
1994	Gene Stallings, Alabama
1995	Steve Spurrier, Florida
1996	Steve Spurrier, Florida
1997	Tommy Tuberville, Ole Miss
1998	Phillip Fulmer, Tennessee
1999	Mike DuBose, Alabama
2000	Lou Holtz, South Carolina
2001	Houston Nutt, Arkansas
2002	Mark Richt, Georgia
2003	David Cutcliffe, Ole Miss; Nick Saban, LSU
2004	Tommy Tuberville, Auburn
2005	Steve Spurrier, South Carolina

2006	Houston Nutt, Arkansas
2007	Sylvester Croom, Mississippi State
2008	Nick Saban, Alabama
2009	Nick Saban, Alabama
2010	Gene Chizik, Auburn
2011	Les Miles, LSU
2012	Kevin Sumlin, Texas A&M
2013	Gus Malzahn, Auburn
2014	Dan Mullen, Mississippi State
2015	Jim McElwain, Florida
2016	Nick Saban, Alabama

UPI SEC COACH OF THE YEAR

1960	John Vaught, Ole Miss
1961	Paul Bryant, Alabama
1962	John Vaught, Ole Miss
1963	Ralph Jordan, Auburn
1964	Paul Bryant, Alabama
1965	Paul Bryant, Alabama
1966	Vince Dooley, Georgia
1967	Doug Dickey, Tennessee
1968	Vince Dooley, Georgia
1969	Charlie McClendon, LSU
1970	Charlie McClendon, LSU
1971	Paul Bryant, Alabama
1972	Ralph Jordan, Auburn
1973	Paul Bryant, Alabama
1974	Paul Bryant, Alabama
1975	Ken Cooper, Ole Miss
1976	Vince Dooley, Georgia
1977	Paul Bryant, Alabama
1978	Paul Bryant, Alabama
1979	Paul Bryant, Alabama
1980	Charley Pell, Florida
1981	Paul Bryant, Alabama
1982	George MacIntyre, Vanderbilt
1983	Pat Dye, Auburn
1984	Galen Hall, Florida
1985	Johnny Majors, Tennessee
1986	Billy Brewer, Ole Miss
1987	Bill Curry, Alabama
1988	Pat Dye, Auburn
1989	Bill Curry, Alabama
1990	Steve Spurrier, Florida

NOTE: Discontinued following 1990 season

SEC COACH OF THE YEAR

(as voted by the league's coaches)

1935	Jack Meagher, Auburn
1936	Bob Neyland, Tennessee
1937	Ray Morrison, Vanderbilt
1938	Bob Neyland, Tennessee
1939	Bill Alexander, Georgia Tech
1940	Allyn McKeen, Miss. State
1941	Red Sanders, Vanderbilt
1942	Wally Butts, Georgia
1943	No Selection Made
1944	John Barnhill, Tennessee
1945	Frank Thomas, Alabama
1946	Wally Butts, Georgia
1947	John Vaught, Ole Miss
1948	Henry Frnka, Tulane
1949	Gaynell Tinsley, LSU
1950	Bob Neyland, Tennessee
1951	Bobby Dodd, Georgia Tech
1952	Harold Drew, Alabama
1953	Ralph Jordan, Auburn
1954	Blanton Collier, Kentucky
1955	Art Guepe, Vanderbilt
1956	Bowden Wyatt, Tennessee
1957	Wade Walker, Miss. State
1958	Paul Dietzel, LSU
1959	Wally Butts, Georgia
1960	Ray Graves, Florida
1961	Paul Bryant, Alabama
1962	John Vaught, Ole Miss
1963	Ralph Jordan, Auburn
1964	Paul Bryant, Alabama
1965	Doug Dickey, Tennessee
1966	Vince Dooley, Georgia
1967	Doug Dickey, Tennessee
1968	Vince Dooley, Georgia
1969	Charlie McClendon, LSU
1970	Charlie McClendon, LSU
1971	Paul Bryant, Alabama
1972	Ralph Jordan, Auburn
1973	Paul Bryant, Alabama
1974	Paul Bryant, Alabama

1975	Ken Cooper, Ole Miss
1976	Vince Dooley, Georgia
1977	Paul Bryant, Alabama
1978	Vince Dooley, Georgia
1979	Paul Bryant, Alabama
1980	Vince Dooley, Georgia
1981	Paul Bryant, Alabama
1982	George MacIntyre, Vanderbilt
1983	Pat Dye, Auburn
1984	Bill Arnsperger, LSU
1985	Johnny Majors, Tennessee
1986	Bill Arnsperger, LSU
1987	Pat Dye, Auburn
1988	Pat Dye, Auburn
1989	Bill Curry, Alabama
1990	Billy Brewer, Ole Miss
1991	Steve Spurrier, Florida
1992	Gene Stallings, Alabama
1993	Terry Bowden, Auburn
1994	Steve Spurrier, Florida
1995	Steve Spurrier, Florida
1996	Steve Spurrier, Florida
1997	Jim Donnan, Georgia
1998	Phillip Fulmer, Tennessee
1999	Mike DuBose, Alabama
2000	Lou Holtz, South Carolina
2001	Houston Nutt, Arkansas
2002	Mark Richt, Georgia
2003	David Cutcliffe, Ole Miss
2004	Tommy Tuberville, Auburn
2005	Mark Richt, Georgia
2006	Houston Nutt, Arkansas
2007	Sylvester Croom, Mississippi State
2008	Houston Nutt, Ole Miss
	Nick Saban, Alabama
	Bobby Johnson, Vanderbilt
2009	Nick Saban, Alabama
2010	Steve Spurrier, South Carolina
2011	Les Miles, LSU
2012	Kevin Sumlin, Texas A&M
	Will Muschamp, Florida
2013	Gus Malzahn, Auburn
2014	Gary Pinkel, Missouri
2015	Jim McElwain, Florida
2016	Nick Saban, Alabama

NOTE: From 1935-97, voting coordinated by the Nashville Banner newspaper.

SEC CHAMPIONSHIP COACHES

Paul "Bear" Bryant (14) – Kentucky (1) 1950; Alabama (13) 1961-64-65-66-71-72-73-74-75-77-78-79-81
Nick Saban (7) – LSU 2001-03; Alabama 2009-12-14-15-16
Johnny Vaught (6) – Ole Miss 1947-54-55-60-62-63
Vince Dooley (6) – Georgia 1966-68-76-80-81-82
Steve Spurrier (6) – Florida 1991-93-94-95-96-2000
Bob Neyland (5) – Tennessee 1938-39-40-46-51
Frank Thomas (4) – Alabama 1933-34-37-45
Wally Butts (4) – Georgia 1942-46-48-59
Pat Dye (4) – Auburn 1983-87-88-89
Bill Alexander (3) – Georgia Tech 1939-43-44
Johnny Majors (3) – Tennessee 1985-89-90
Bernie Moore (2) – LSU 1935-36
Paul Dietzel (2) – LSU 1958-61
Doug Dickey (2) – Tennessee 1967-69
Bobby Dodd (2) – Georgia Tech 1951-52
Phillip Fulmer (2) – Tennessee 1997-98
Urban Meyer (2) – Florida, 2006-08
Les Miles (2) – LSU 2007-11
Mark Richt (2) – Georgia 2002-05
Ted Cox (1) – Tulane 1934
Red Dawson (1) – Tulane 1939
Allyn McKeen (1) – Mississippi State 1941
Henry Frnka (1) – Tulane 1949
Red Drew (1) – Alabama 1953
Bowden Wyatt (1) – Tennessee 1956
Ralph Jordan (1) – Auburn 1957
Charlie McClendon (1) – LSU 1970
Fran Curci (1) – Kentucky 1976
Bill Arnsperger (1) – LSU 1986
Mike Archer (1) – LSU 1988
Bill Curry (1) – Alabama 1989
Gene Stallings (1) – Alabama 1992
Mike DuBose (1) – Alabama 1999
Tommy Tuberville (1) – Auburn 2004
Gene Chizik (1) – Auburn 2010
Gus Malzahn (1) – Auburn 2013
Gary Pinkel (1) – Missouri 2013

NOTE: Includes ties



COACHES

WINNINGEST SEC COACHES

ALL GAMES AT SEC INSTITUTIONS

(By Victories)

	Wins	Coach (Schools)	Seasons	W-L-T
1.	292	Paul "Bear" Bryant (Kentucky/Alabama)	UK 1946-53 UA 1958-82	60-23-5 232-46-9
2.	206	Steve Spurrier (Florida/South Carolina)	UF 1990-2001 SC 2005-2015	122-27-1 86-49
3.	201	Vince Dooley (Georgia)	1964-88	201-77-10
4.	197	Dan McGugin (Vanderbilt)	1904-17; 1919-34	197-55-19
5.	190	John Vaught (Ole Miss)	1947-70; 1973	190-61-12
6.	176	Ralph "Shug" Jordan (Auburn)	1951-75	176-83-6
7.	173	Robert Neyland (Tennessee)	1926-34; 1936-40; 1946-52	173-31-12
8.	162	Nick Saban (LSU/Alabama)	LS 2000-04 UA 2007-present	48-16 114-19
9.	152	Phillip Fulmer (Tennessee)	1992-2008	152-52
10.	145	Mark Richt (Georgia)	2001-2015	145-51
11.	140	Wallace Butts (Georgia)	1939-60	140-86-9
12.	137	Charlie McClendon (LSU)	1962-79	137-59-7
13.	122	Mike Donahue (Auburn/LSU)	AU 1904-06; 1908-22 LSU 1923-27	99-35-5 23-19-3
14.	115	Johnny Majors (Tennessee)	1977-92	115-62-8
	115	Frank Thomas (Alabama)	1931-46	115-24-7
16.	114	Les Miles (LSU)	2005-16	114-34
17.	110	Tommy Tuberville (Ole Miss/Auburn)	UM 1995-98 AU 1999-2008	25-20 85-40
18.	104	Doug Dickey (Tennessee/Florida)	UT 1964-69 UF 1970-78	46-15-4 58-42-2
19.	99	Pat Dye (Auburn)	1981-92	99-39-4
	99	Houston Nutt (Ole Miss/Arkansas)	AR 1998-2007 UM 2008-2011	75-48 24-26
21.	98	Harry Mehre (Georgia/Ole Miss)	UG 1928-37 UM 1938-45	59-34-6 39-26-1
22.	83	Bernie Moore (LSU)	1935-47	83-39-6
23.	75	Jackie Sherrill (Mississippi State)	1991-2002	75-75-2
24.	70	Ray Graves (Florida)	1960-69	70-31-4
25.	67	Billy Brewer (Ole Miss)	1983-93	67-55-3

Minimum 50 Victories

(By Percentage)

	Pct	Coach (Schools)	Seasons	W-L-T
1.	.829	Robert Neyland (Tennessee)	1926-34; 1936-40; 1946-52	173-31-12
2.	.822	Nick Saban (Alabama/LSU)	LSU 2000-04 UA 2007-present	48-16 114-19
3.	.8125	Urban Meyer (Florida)	2005-10	65-15
4.	.8117	Wallace Wade (Alabama)	1923-30	61-13-3
5.	.8116	Frank Thomas (Alabama)	1931-46	115-24-7
6.	.797	Paul "Bear" Bryant (Kentucky/Alabama)	UK 1946-53 UA 1958-82	60-23-5 232-46-9
7.	.770	Les Miles (LSU)	2005-16	114-34
8.	.7644	Allyn McKeen (Mississippi State)	1939-48	65-19-3
9.	.7639	G.E. Pyle (Florida)	1909-13	26-7-3
10.	.762	Dan McGugin (Vanderbilt)	1904-17; 1919-34	197-55-19
11.	.748	John Vaught (Ole Miss)	1947-70; 1973	190-61-12
12.	.745	Phillip Fulmer (Tennessee)	1992-2008	152-52
13.	.740	Mark Richt (Georgia)	2001-2015	145-51
14.	.732	Steve Spurrier (Florida/South Carolina)	UF 1990-2001 USC 2005-2015	122-27-1 86-49
15.	.731	Terry Bowden (Auburn)	1993-98	47-17-1
16.	.722	John Heisman (Auburn)	1895-99	12-4-2
17.	.718	Bill Battle (Tennessee)	1970-76	59-22-4
18.	.715	Vince Dooley (Georgia)	1964-88	201-77-10
19.	.713	Gene Stallings (Alabama)	1990-96	62-25-0
20.	.711	Pat Dye (Auburn)	1981-92	99-39-4
21.	.698	W.D. Chadwick (Mississippi State)	1909-13	29-12-2
22.	.694	Galen Hall (Florida)	1984-88	37-16-1
23.	.692	Charlie McClendon (LSU)	1962-79	137-59-7
24.	.686	Ray Graves (Florida)	1960-69	70-31-4
25.	.685	Mike Donahue (Auburn/LSU)	AU 1904-06; 1908-22 LSU 1923-27	99-35-5 23-19-3
26.	.679	W.A. Cunningham (Georgia)	1910-19	43-18-9
27.	.675	Ralph "Shug" Jordan (Auburn)	1951-75	176-83-6
28.	.672	Bernie Moore (LSU)	1935-47	83-39-6
29.	.660	Paul Dietzel (LSU)	1955-61	46-23-3
30.	.649	George Woodruff (Georgia)	1923-27	30-16-1
31.	.647	Tommy Tuberville (Ole Miss/Auburn)	UM 1995-98 AU 1999-2008	25-20 85-40
32.	.643	Johnny Majors (Tennessee)	1977-92	115-62-8
33.	.641	Doug Dickey (Tennessee/Florida)	UT 1964-69 UF 1970-78	46-15-4 58-42-2
34.	.633	M.B. Banks (Tennessee)	1921-25	27-15-3
35.	.628	Z.G. Clevenger (Tennessee)	1911-15	26-15-2
36.	.622	Bowden Wyatt (Tennessee)	1955-62	49-29-4
37.	.617	H.R. "Red" Sanders (Vanderbilt)	1940-42; 1946-48	36-22-2
38.	.6152	Harry Mehre (Georgia/Ole Miss)	UG 1928-37 UM 1938-45	59-34-6 39-26-1
39.	.6149	Wallace Butts (Georgia)	1939-60	140-86-9

Minimum Five Years And .600 Winning Percentage; Active Coaches in Boldface



PAUL "BEAR" BRYANT
KENTUCKY/ALABAMA



WALLACE BUTTS
GEORGIA



ROBERT NEYLAND
TENNESSEE



DAN MCGUGIN
VANDERBILT

WINNINGEST SEC COACHES

SEC REGULAR-SEASON GAMES

(By Victories)

Wins	Coach (Schools)	Seasons	W-L-T
1.	159 Paul "Bear" Bryant (Kentucky/Alabama)	UK 1946-53 UA 1958-82	22-18-4 137-28-5
2.	131 Steve Spurrier (Florida/South Carolina)	UF 1990-2001 SC 2005-2015	87-14 44-40
3.	106 John Vaught (Ole Miss)	1947-70; 1973	106-41-10
4.	105 Vince Dooley (Georgia)	1964-88	105-41-4
5.	100 Nick Saban (Alabama/LSU)	LS 2000-04 UA 2007-present	30-12 70-13
6.	98 Ralph "Shug" Jordan (Auburn)	1951-75	98-63-4
	98 Phillip Fulmer (Tennessee)	1992-2008	98-36
8.	85 Mark Richt (Georgia)	2001-2015	85-40
9.	67 Wallace Butts (Georgia)	1939-60	67-60-5
10.	64 Tommy Tuberville (Ole Miss/Auburn)	UM 1995-98 AU 1999-2008	12-20 52-29
	64 Les Miles (LSU)	2005-2016	64-30
12.	62 Charlie McClendon (LSU)	1962-79	62-38-0
	62 Robert Neyland (Tennessee)	1926-34; 1936-40; 1946-52	62-15-5
14.	59 Frank Thomas (Alabama)	1931-46	59-16-6
15.	57 Johnny Majors (Tennessee)	1977-92	57-40-3
16.	52 Houston Nutt (Ole Miss/Arkansas)	AR 1998-2007 UM 2008-2011	42-38 10-24
17.	49 Doug Dickey (Tennessee/Florida)	UT 1964-69 UF 1970-78	21-10-4 28-28-1
18.	48 Pat Dye (Auburn)	1981-92	48-27-1
19.	43 Jackie Sherrill (Mississippi State)	1991-2003	43-52-1
20.	39 Urban Meyer (Florida)	2005-10	39-13
21.	38 Gene Stallings (Alabama)	1990-96	38-16-0
22.	36 Ray Graves (Florida)	1960-69	36-19-3
23.	34 Harold "Red" Drew (Ole Miss/Alabama)	UM 1946 UA 1947-54	1-6-0 33-21-7
24.	33 Billy Brewer (Ole Miss)	1983-93	33-41-0
25.	30 Terry Bowden (Auburn)	1993-98	30-14-1

Minimum 25 Victories /Includes SEC Championship Games

(By Percentage)

Pct	Coach (Schools)	Seasons	W-L-T
1.	.800 Nick Saban (Alabama/LSU)	LSU 2000-04 UA 2007-present	30-12 70-13
2.	.787 Robert Neyland (Tennessee)	1926-34; 1936-40; 1946-52	62-15-5
3.	.765 Frank Thomas (Alabama)	1931-46	59-16-6
4.	.764 Paul "Bear" Bryant (Kentucky/Alabama)	UK 1946-53 UA 1958-82	22-18-4 137-28-5
5.	.750 Urban Meyer (Florida)	2005-10	39-13
6.	.731 Phillip Fulmer (Tennessee)	1992-2008	98-36
7.	.713 Vince Dooley (Georgia)	1964-88	105-41-4
8.	.708 Steve Spurrier (Florida/South Carolina)	UF 1990-2001 USC 2005-2015	87-14 44-40
9.	.707 John Vaught (Ole Miss)	1947-70; 1973	106-41-10
10.	.704 Gene Stallings (Alabama)	1990-96	38-16-0
11.	.681 Les Miles (LSU)	2005-2016	64-30
12.	.680 Mark Richt (Georgia)	2001-2015	85-40
13.	.678 Terry Bowden (Auburn)	1993-98	30-14-1
14.	.647 Ray Graves (Florida)	1960-69	36-19-3
15.	.6383 Allyn McKeen (Mississippi State)	1939-48	29-16-2
16.	.6382 Pat Dye (Auburn)	1981-92	48-27-1
17.	.632 Galen Hall (Florida)	1984-88	24-14-0
18.	.625 Jim Donnan (Georgia)	1996-2000	25-15-0
19.	.620 Charlie McClendon (LSU)	1962-79	62-38-0
20.	.614 Paul Dietzel (LSU)	1955-61	26-16-2
21.	.606 Ralph "Shug" Jordan (Auburn)	1951-75	98-63-4
22.	.585 Johnny Majors (Tennessee)	1977-92	57-40-3
23.	.566 Tommy Tuberville (Ole Miss/Auburn)	UM 1995-98 AU 1999-2008	12-20 52-29
24.	.560 Doug Dickey (Tennessee/Florida)	UT 1964-69 UF 1970-78	21-10-4 28-28-1
25.	.554 Bowden Wyatt (Tennessee)	1955-62	29-23-4
26.	.551 Harold "Red" Drew (Ole Miss/Alabama)	UM 1946 UA 1947-54	1-6-0 33-21-7
27.	.549 Bill Battle (Tennessee)	1970-76	22-18-1
28.	.527 Wallace Butts (Georgia)	1939-60	67-60-5
29.	.521 David Cutcliffe (Ole Miss)	1998-2004	25-23
30.	.517 Doug Barfield (Auburn)	1976-80	15-14-1
31.	.509 Jack Meagher (Auburn)	1934-42	26-25-7

Minimum Five Years And .500 Winning Percentage/Includes SEC Championship Games
Active Coaches in Boldface



VINCE DOOLEY
GEORGIA



JOHN VAUGHT
OLE MISS



RALPH "SHUG" JORDAN
AUBURN



CHARLIE MCCLENDON
LSU



POSTSEASON

SEC YEAR-BY-YEAR IN THE BOWLS

• A total of 12 Southeastern Conference football teams advanced to bowl games at the end of the 2016 season, a national record. With 12 teams advancing to bowl games last season, the SEC became the first conference to send at least 10 teams to postseason bowls in four consecutive seasons.

YEAR	RECORD	BOWLS
1934	2-0	Rose (UA 29, Stanford 13), Sugar (Tulane 20, Temple 14)
1935	0-2	Sugar (TCU 3, LSU 2), Orange (Catholic 20, UM 19)
1936	0-2-1	Bacardi (AU 7, Villanova 7), Sugar (Santa Clara 21, LSU 14), Orange (Duquesne 13, MSU 12).
1937	1-2	Rose (California 13, UA 0), Orange (AU 6, Mich. State 0), Sugar (Santa Clara 6, LSU 0).
1938	1-0	Orange (UT 17, Oklahoma 0).
1939	1-2	Orange (Ga. Tech 21, Missouri 7), Rose (Southern Cal 14, UT 0), Sugar (Texas A&M 14, Tulane 13).
1940	1-1	Orange (MSU 14, Georgetown 7), Sugar (Boston College 19, UT 13).
1941	2-0	Cotton (UA 29, Texas A&M 21), Orange (UGA 40, TCU 26).
1942	3-1	Orange (UA 37, Boston Coll. 21), Rose (UGA 9, UCLA 0), Cotton (Texas 14, Ga. Tech 7), Sugar (UT 14, Tulsa 7).
1943	2-0	Sugar (Ga. Tech 20, Tulsa 18), Orange (LSU 19, Texas A&M 14).
1944	0-3	Sugar (Duke 29, UA 26), Orange (Tulsa 26, Ga. Tech 12), Rose (Southern Cal 25, UT 0).
1945	2-0	Rose (UA 34, Southern Cal 14), Oil (UGA 20, Tulsa 6).
1946	2-1-1	Sugar (UGA 20, No. Caro. 10), Oil (Ga. Tech 41, St. Mary's 19), Cotton (LSU 0, Ark. 0), Orange (Rice 8, UT 0).
1947	3-1-1	Sugar (Texas 27, UA 7), Gator (UGA 20, Maryland 20), Orange (Ga. Tech 20, Kansas 14), Great Lakes (UK 24, Villanova 14), Delta (UM 13, TCU 9).
1948	0-1	Orange (Texas 41, UGA 28).
1949	0-2	Orange (Santa Clara 21, UK 13), Sugar (Oklahoma 35, LSU 0).
1950	2-1	Presidential Cup (Texas A&M 40, UGA 20), Sugar (UK 13, Oklahoma 7), Cotton (UT 20, Texas 14).
1951	2-1	Orange (Ga. Tech 17, Baylor 14), Cotton (UK 20, TCU 7), Sugar (Maryland 28, UT 13).
1952	2-1*	Orange (UA 61, Syracuse 6), Gator (UF 14, Tulsa 13), Sugar (Ga. Tech 24, UM 7), Cotton (Texas 16, UT 0).
1953	1-2	Cotton (Rice 28, UA 6), Gator (Texas Tech 35, AU 13), Sugar (Ga. Tech 42, West Va. 19)
1954	2-1	Gator (AU 33, Baylor 13), Cotton (Ga. Tech 14, Arkansas 6), Sugar (Navy 21, UM 0).
1955	2-0*	Gator (VU 25, AU 13), Sugar (Ga. Tech 7, Pitt 0), Cotton (UM 14, TCU 13).
1956	1-1	Gator (Ga. Tech 21, Pitt 14), Sugar (Baylor 13, UT 7).
1957	2-0	Sugar (UM 39, Texas 7), Gator (UT 3, Texas A&M 0).
1958	1-0*	Gator (UM 7, UF 3), Sugar (LSU 7, Clemson 0).
1959	1-2*	Liberty (Penn St. 7, UA 0), Orange (UGA 14, Missouri 0), Gator (Ark. 14, Ga. Tech 7), Sugar (UM 21, LSU 0).
1960	2-0-1	Bluebonnet (UA 3, Texas 3), Gator (UF 13, Baylor 12), Sugar (UM 14, Rice 6).
1961	2-2	Sugar (UA 10, Ark. 3), Gator (Penn St. 30, Ga. Tech 15), Orange (LSU 25, Colorado 7), Cotton (Texas 12, UM 7).
1962	4-1	Orange (UA 17, Oklahoma 0), Gator (UF 17, Penn St. 7), Bluebonnet (Missouri 14, Ga. Tech 10), Cotton (LSU 13, Texas 0), Sugar (UM 17, Ark. 13).
1963	1-2*	Sugar (UA 12, UM 7), Orange (Nebraska 13, AU 7), Bluebonnet (Baylor 14, LSU 7), Liberty (MSU 16, N.C. State 12).
1964	2-2	Orange (Texas 21, UA 17), Sun (UGA 7, Texas Tech 0), Sugar (LSU 13, Syracuse 10), Bluebonnet (Tulsa 14, UM 7).
1965	3-1*	Orange (UA 39, Nebraska 28), Liberty (UM 13, AU 7), Sugar (Missouri 20, UF 18), Cotton (LSU 14, Ark. 7), Bluebonnet (UT 27, Tulsa 6).
1966	4-1	Sugar (UA 34, Nebraska 7), Orange (UF 27, Ga. Tech 12), Cotton (UGA 24, SMU 9), Bluebonnet (Texas 19, UM 0), Gator (UT 18, Syracuse 12).
1967	1-4	Cotton (Texas A&M 20, UA 16), Liberty (N.C. State 14, UGA 7), Sugar (LSU 20, Wyoming 13), Sun (UTEP 14, UM 7), Orange (Oklahoma 26, UT 24).

POSTSEASON

1968	3-3	Gator (Missouri 35, UA 10), Sun (AU 34, Arizona 10), Sugar (Ark. 16, UGA 2), Peach (LSU 31, Fla. State 27), Liberty (UM 34, Va. Tech 17), Cotton (Texas 36, UT 13).
1969	1-3*	Liberty (Colorado 47, UA 33), Astro-Bluebonnet (Houston 36, AU 7), Gator (UF 14, UT 13), Sun (Nebraska 45, UGA 6), Sugar (UM 27, Ark. 22).
1970	1-1-1*	Astro-Bluebonnet (UA 24, Okla. 24), Gator (AU 35, UM 28), Orange (Nebraska 17, LSU 12), Sugar (UT 34, Air Force 13).
1971	4-2	Orange (Nebraska 38, UA 6), Sugar (Okla. 40, AU 22), Gator (UGA 7, No. Caro. 3), Sun (LSU 33, Iowa St. 15), Peach (UM 41, Ga. Tech 18), Liberty (UT 14, Ark. 13).
1972	1-1*	Cotton (Texas 17, UA 13), Gator (AU 24, Colorado 3), Astro-Bluebonnet (UT 24, LSU 17).
1973	1-5	Sugar (Notre Dame 24, UA 23), Sun (Missouri 34, AU 17), Tangerine (Miami, Ohio 16, UF 7), Peach (UGA 17, Maryland 16), Orange (Penn St. 16, LSU 9), Gator (Texas Tech 28, UT 19).
1974	3-3-1	Orange (Notre Dame 13, UA 11), Gator (AU 27, Texas 3), Sugar (Nebraska 13, UF 10), Tangerine (Miami, Ohio 21, UGA 10), Sun (MSU 26, No. Caro. 24), Liberty (UT 7, Maryland 3), Peach (VU 6, Texas Tech 6).
1975	1-2	Sugar (UA 13, Penn St. 6), Gator (Maryland 13, UF 0), Cotton (Ark. 31, UGA 10).
1976	2-2	Liberty (UA 36, UCLA 6), Sun (Texas A&M 37, UF 14), Sugar (Pitt 27, UGA 3), Peach (UK 21, No. Caro. 0).
1977	1-1	Sugar (UA 35, Ohio St. 6), Sun (Stanford 24, LSU 14).
1978	1-2	Sugar (UA 14, Penn St. 7), Bluebonnet (Stanford 25, UGA 22), Liberty (Missouri 20, LSU 15).
1979	2-1	Sugar (UA 24, Ark. 9), Tangerine (LSU 34, Wake Forest 10), Bluebonnet (Purdue 27, UT 22).
1980	3-1	Cotton (UA 30, Baylor 2), Tangerine (UF 35, Maryland 20), Sugar (UGA 17, Notre Dame 10), Sun (Nebraska 31, MSU 17).
1981	2-3	Cotton (Texas 14, UA 12), Peach (West Va. 26, UF 6), Sugar (Pitt 24, UGA 20), Hall of Fame (MSU 10, Kansas 0), Garden State (UT 28, Wisconsin 21).
1982	2-5	Liberty (UA 21, Illinois 15), Tangerine (AU 33, Boston Coll. 26), Bluebonnet (Ark. 28, UF 24), Sugar (Penn St. 27, UGA 23), Orange (Nebraska 21, LSU 20), Peach (Iowa 28, UT 22), Hall of Fame (Air Force 36, VU 28).
1983	5-2	Sun (UA 28, SMU 7), Sugar (AU 9, Michigan 7), Gator (UF 14, Iowa 6), Cotton (UGA 10, Texas 9), Hall of Fame (West Va. 20, UK 16), Independence (Air Force 9, UM 3), Florida Citrus (UT 30, Maryland 23).
1984	2-2-1	Liberty (AU 21, Ark. 15), Florida Citrus (UGA 17, Fla. State 17), Hall of Fame (UK 20, Wisconsin 19), Sugar (Nebraska 28, LSU 20), Sun (Maryland 28, UT 27).
1985	2-2-1	Aloha (UA 24, Southern Cal 3), Cotton (Texas A&M 36, AU 16), Sun (UGA 13, Arizona 13), Liberty (Baylor 21, LSU 7), Sugar (UT 35, Miami, Fla. 7).
1986	4-2	Sun (UA 28, Washington 6), Florida Citrus (AU 16, Southern Cal 7), Hall of Fame (Boston Coll. 27, UGA 23), Sugar (Nebraska 30, LSU 13), Independence (UM 20, Texas Tech 17), Liberty (UT 21, Minnesota 14).
1987	3-2-1	Hall of Fame (Michigan 28, UA 24), Sugar (AU 16, Syracuse 16), Aloha (UCLA 20, UF 16), Liberty (UGA 20, Ark. 17), Gator (LSU 30, South Caro. 13), Peach (UT 27, Indiana 22).
1988	3-2	Sun (UA 29, Army 28), Sugar (Fla. State 13, AU 7), All-American (UF 14, Illinois 10), Gator (UGA 34, Mich. St. 27), Hall of Fame (Syracuse 23, LSU 10).
1989	3-3	Sugar (Miami, Fla. 33, UA 25), Hall of Fame (AU 31, Ohio St. 14), Freedom (Washington 34, UF 7), Peach (Syracuse 19, UGA 18), Liberty (UM 42, Air Force 29), Cotton (UT 31, Ark. 27).
1990	2-2	Fiesta (Louisville 34, UA 7), Peach (AU 27, Indiana 23), Gator (Michigan 35, UM 3), Sugar (UT 23, Virginia 22).
1991	2-3	Blockbuster (UA 30, Colorado 25), Sugar (Notre Dame 39, UF 28), Independence (UGA 24, Ark. 15), Liberty (Air Force 38, MSU 15), Fiesta (Penn St. 42, UT 17).
1992	5-1	Gator (UF 27, N.C. State 10), Liberty (UM 13, Air Force 0), Hall of Fame (UT 38, Boston Coll. 23), Florida Citrus (UGA 21, Ohio St. 14), Sugar (UA 34, Miami, Fla. 13), Peach (North Caro. 21, MSU 17).
1993	2-2	Peach (Clemson 14, UK 13), Gator (UA 24, No. Caro. 10), Florida Citrus (Penn St. 31, UT 13), Sugar (UF 41, West Va. 14).
1994	3-2	Gator (UT 45, Va. Tech 23), Peach (N.C. State 28, MSU 24), Carquest (South Caro. 24, West Va. 21), Florida Citrus (UA 24, Ohio State 17), Sugar (Fla. State 23, UF 17).
1995	2-4	Independence (LSU 45, Mich. State 26), Carquest (No. Caro. 20, Ark. 10), Peach (Virginia 34, UGA 27), Outback (Penn St. 43, AU 14), Florida Citrus (UT 20, Ohio State 14), Fiesta (Nebraska 62, UF 24).
1996	5-0	Independence (AU 32, Army 29), Peach (LSU 10, Clemson 7), Outback (UA 17, Michigan 14), Florida Citrus (UT 45, Northwestern 28), Sugar (UF 52, Fla. State 20).
1997	5-1	Motor City (UM 34, Marshall 31), Independence (LSU 27, Notre Dame 9), Peach (AU 21, Clemson 17), Outback (UGA 33, Wisconsin 6), Florida Citrus (UF 21, Penn St. 6), Orange (Nebraska 42, UT 17).
1998	4-4	Music City (Va. Tech 35, UA 7), Peach (UGA 35, Virginia 33), Independence (UM 35, Texas Tech 18), Outback (Penn St. 26, UK 14), Cotton (Texas 38, MSU 11), Florida Citrus (Michigan 45, Ark. 31), Orange (UF 31, Syracuse 10), Fiesta (UT 23, Fla. State 16).



POSTSEASON

1999	4-4	Music City (Syracuse 20, UK 13), Peach (MSU 17, Clemson 7), Independence (UM 27, Oklahoma 25), Outback (UGA 28, Purdue 25-OT), Cotton (Ark. 27, Texas 6), Florida Citrus (Michigan St. 37, UF 34), Orange (Michigan 35, UA 34-OT), Fiesta (Nebraska 31, UT 21).
2000	4-5	Las Vegas (UNLV 31, Arkansas 14), Oahu (Georgia 37, Virginia 14), Music City (West Virginia 49, Ole Miss 38), Peach (LSU 28, Georgia Tech 14), Independence (Miss. State 43, Texas A&M 41-OT), Outback (South Carolina 24, Ohio State 7), Cotton (Kansas State 35, Tennessee 21), Florida Citrus (Michigan 31, Auburn 28), Sugar (Miami, Fla. 37, Florida 20).
2001	5-3	Independence (Alabama 14, Iowa State 13), Music City (Boston College 20, Georgia 16), Peach (North Carolina 16, Auburn 10), Cotton (Oklahoma 10, Arkansas 3), Outback (South Carolina 31, Ohio State 28), Florida Citrus (Tennessee 45, Michigan 17), Orange (Florida 56, Maryland 23), Sugar (LSU 47, Illinois 34).
2002	3-4	Independence (Ole Miss 27, Nebraska 23), Music City (Minnesota 29, Arkansas 14), Peach (Maryland 30, Tennessee 3), Outback (Michigan 38, Florida 30), Cotton (Texas 35, LSU 20), Capital One (Auburn 13, Penn State 9), Sugar (Georgia 26, Florida State 13).
2003	5-2	Music City (Auburn, 28, Wisconsin 14), Independence (Arkansas 27, Missouri 14), Outback (Iowa 37, Florida 17), Capital One (Georgia 34, Purdue 27, OT), Cotton (Ole Miss 31, Oklahoma State 28), Peach (Clemson 27, Tennessee 14), Sugar (LSU 21, Oklahoma 14).
2004	3-3	Music City (Minnesota 20, Alabama 16), Peach (Miami, Fla., 27, Florida 10), Outback (Georgia 24, Wisconsin 21), Cotton (Tennessee 38, Texas A&M 7), Capital One (Iowa 30, LSU 25), Sugar (Auburn 16, Virginia Tech 13).
2005	3-3	Independence (Missouri 38, South Carolina 31), Chick-fil-A (LSU 40, Miami, Fla. 3), Outback (Florida 31, Iowa 24), Cotton (Alabama 13, Texas Tech 10), Capital One (Wisconsin 24, Auburn 10), Sugar (West Virginia 38, Georgia 35).
2006	6-3	Independence (Oklahoma State 34, Alabama 31); Music City (Kentucky 28, Clemson 20); Autozone (South Carolina 44, Houston 36; Chick-fil-A (Georgia 31, Virginia Tech 24); Outback (Penn State 20, Tennessee 10); Cotton (Auburn 17, Nebraska 14); Capital One (Wisconsin 17, Arkansas 14); Sugar (LSU 41, Notre Dame 14); BCS Championship (Florida 41, Ohio State 14).
2007	7-2	Liberty (Mississippi State 10, Central Florida 3); Independence (Alabama 30, Colorado 24); Music City (Kentucky 35, Florida State 28); Chick-fil-A (Auburn 23, Clemson 20, OT); Cotton (Missouri 38, Arkansas 7); Outback (Tennessee 21, Wisconsin 17); Capital One (Michigan 41, Florida 35); Sugar (Georgia 41, Hawaii 10); BCS Championship (LSU 38, Ohio State 24).
2008	6-2	Music City (Vanderbilt 16, Boston College 14); Chick-fil-A (LSU 38, Georgia Tech 3); Cotton (Ole Miss 47, Texas Tech 34); Outback (Iowa 31, South Carolina 10); Capital One (Georgia 24, Michigan State); Liberty (Kentucky 25, East Carolina 19); Sugar (Utah 31, Alabama 17); BCS Championship (Florida 24, Oklahoma 14).
2009	6-4	Music City (Clemson 21, Kentucky 13); Independence Bowl (Georgia 44, Texas A&M 20); Chick-fil-A (Virginia Tech 37, Tennessee 14); Outback (Auburn 38, Northwestern 35, OT); Capital One (Penn State 19, LSU 17); Sugar (Florida 51, Cincinnati 24); Papajohn's (Connecticut 20, South Carolina 7); Cotton (Ole Miss 21, Oklahoma State 7); Liberty (Arkansas 20, East Carolina 7); BCS Championship (Alabama 37, Texas 21).
2010	5-5	Music City (North Carolina 30, Tennessee 27, OT); Liberty (Central Florida 10, Georgia 6); Chick-fil-A (Florida State 26, South Carolina 17); Outback (Florida 27, Penn State 24); Capital One (Alabama 49, Michigan State 7); Gator (Mississippi State 52, Michigan 14); Sugar (Ohio State 31, Arkansas 26); Cotton (LSU 41, Texas A&M 24); BBVA Compass (Pittsburgh 27, Kentucky 10); BCS Championship (Auburn 22, Oregon 19).
2011	5-2	Music City (Mississippi State 23, Wake Forest 17); Liberty (Cincinnati 31, Vanderbilt 24); Chick-fil-A (Auburn 43, Virginia 24); Outback (Michigan State 33, Georgia 30 3OT); Capital One (South Carolina 30, Nebraska 13); Gator (Florida 24, Ohio State 17); Cotton (Arkansas 29, Kansas State 16); BCS Championship (Alabama 21, LSU 0).
2012	6-3	Music City (Vanderbilt 38, N.C. State 24); Chick-fil-A (Clemson 25, LSU 24); Outback (South Carolina 33, Michigan 28); Capital One (Georgia 45, Nebraska 31); Gator (Northwestern 34, Mississippi State 20); Cotton (Texas A&M 41, Oklahoma 13); BBVA (Ole Miss 38, Pittsburgh 17); Sugar (Louisville 33, Florida 23); BCS Championship (Alabama 42, Notre Dame 14).
2013	7-3	Music City (Ole Miss 25, Georgia Tech 17); Liberty (Mississippi State 44, Rice 7); Chick-fil-A (Texas A&M 52, Duke 48); Gator (Nebraska 24, Georgia 19); Capital One (South Carolina 34, Wisconsin 24); Outback (LSU 21, Iowa 14); Sugar (Oklahoma 45, Alabama 31); Cotton (Missouri 41, Oklahoma State 31); BBVA (Vanderbilt 41, Houston 24); BCS Championship (Florida State 34, Auburn 31).
2014	7-5	Independence (South Carolina 24, Miami 21); Liberty (Texas A&M 45, West Virginia 37); Texas (Arkansas 31, Texas 7); Music City (Notre Dame 31, LSU 28); Belk (Georgia 37, Louisville 14); Chick-fil-A Peach (TCU 42, Ole Miss 3); Orange (Georgia Tech 49, Mississippi State 34); Outback (Wisconsin 34, Auburn 31 OT); Citrus (Missouri 33, Minnesota 17); Sugar/CFP Semis (Ohio State 42, Alabama 35); Gator (Tennessee 45, Iowa 28); Birmingham (Florida 28, East Carolina 20).
2015	9-2	Advocare V100 Texas (LSU 56, Texas Tech 27); Birmingham (Auburn 31, Memphis 10); Belk (Mississippi State 51, N.C. State 28); Franklin American Mortgage Music City (Louisville 27, Texas A&M 21); Goodyear Cotton/CFP Semis (Alabama 38, Michigan State 0); Outback (Tennessee 45, Northwestern 6); Buffalo Wild Wings Citrus (Michigan 41, Florida 7); Allstate Sugar (Ole Miss 48, Oklahoma State 20); TaxSlayer (Georgia 24, Penn State 17); Autzone Liberty (Arkansas 45, Kansas State 23); CFP National Championship (Alabama 45, Clemson 40)
2016	6-7	St. Petersburg (Mississippi State 17, Miami (OH) 16); Independence (NC State 41, Vanderbilt 17); Texas (Kansas State 33, Texas A&M 28); Birmingham (USF 46, South Carolina 39); Belk (Virginia Tech 35, Arkansas 24); Liberty (Georgia 31, TCU 23); Music City (Tennessee 38, Nebraska 24); Citrus (LSU 28, Louisville 9); TaxSlayer (Georgia Tech 33, Kentucky 18); Peach (Alabama 24, Washington 7); Outback (Florida 30, Iowa 3); Sugar (Oklahoma 35, Auburn 19); CFP Championship (Clemson 35, Alabama 31)

* - Record does not include SEC vs. SEC bowl games.

BOWL GAMES OF SEC MEMBERS

(Listed by Schools)

ALABAMA

(Won 37, Lost 25, Tied 3)

1-1-26	Rose Bowl	20	Washington	19
1-1-27	Rose Bowl	7	Stanford	7
1-1-31	Rose Bowl	24	Washington State	0
1-1-35	Rose Bowl	29	Stanford	13
1-1-38	Rose Bowl	0	California	13
1-1-42	Cotton Bowl	29	Texas A&M	21
1-1-43	Orange Bowl	37	Boston College	21
1-1-45	Sugar Bowl	26	Duke	29
1-1-46	Rose Bowl	34	Southern Cal	14
1-1-48	Sugar Bowl	7	Texas	27
1-1-53	Orange Bowl	61	Syracuse	6
1-1-54	Cotton Bowl	6	Rice	28
12-9-59	Liberty Bowl	0	Penn State	7
12-17-60	Bluebonnet Bowl	3	Texas	3
1-1-62	Sugar Bowl	10	Arkansas	3
1-1-63	Orange Bowl	17	Oklahoma	0
1-1-64	Sugar Bowl	12	Ole Miss	7
1-1-65	Orange Bowl	17	Texas	21
1-1-66	Orange Bowl	39	Nebraska	28
1-2-67	Sugar Bowl	34	Nebraska	7
1-1-68	Cotton Bowl	16	Texas A&M	20
12-28-68	Gator Bowl	10	Missouri	35
12-13-69	Liberty Bowl	33	Colorado	47
12-31-70	Bluebonnet Bowl	24	Oklahoma	24
1-1-72	Orange Bowl	6	Nebraska	38
1-1-73	Cotton Bowl	13	Texas	17
1-1-74	Sugar Bowl	23	Notre Dame	24
1-1-75	Orange Bowl	11	Notre Dame	13
12-31-75	Sugar Bowl	13	Penn State	6
12-20-76	Liberty Bowl	36	UCLA	6
1-2-78	Sugar Bowl	35	Ohio State	6
1-1-79	Sugar Bowl	14	Penn State	7
1-1-80	Sugar Bowl	24	Arkansas	9
1-1-81	Cotton Bowl	30	Baylor	2
1-1-82	Cotton Bowl	12	Texas	14
12-29-82	Liberty Bowl	21	Illinois	15
12-24-83	Sun Bowl	28	SMU	7
12-28-85	Aloha Bowl	24	Southern Cal	3
12-25-86	Sun Bowl	28	Washington	6
1-2-88	Hall of Fame Bowl	24	Michigan	28
12-29-88	Sun Bowl	29	Army	28
1-1-90	Sugar Bowl	25	Miami	33
1-1-91	Fiesta Bowl	7	Louisville	34
12-28-91	Blockbuster Bowl	30	Colorado	25
1-1-93	Sugar Bowl	34	Miami	13
12-31-93	Gator Bowl	24	North Carolina	10
1-2-95	Citrus Bowl	24	Ohio State	17
1-1-97	Outback Bowl	17	Michigan	14
12-29-98	Music City Bowl	7	Virginia Tech	35
1-1-2000	Orange Bowl	34	Michigan (OT)	35
12-27-01	Independence Bowl	14	Iowa State	13
12-31-04	Music City Bowl	16	Minnesota	20
1-2-06	Cotton Bowl	13	Texas Tech	10
12-28-06	Independence Bowl	31	Oklahoma State	34
12-30-07	Independence Bowl	30	Colorado	24
1-2-09	Sugar Bowl	17	Utah	31
1-7-10	BCS Championship	37	Texas	21
1-1-11	Capital One Bowl	49	Michigan State	7
1-9-12	BCS Championship	21	LSU	0
1-7-13	BCS Championship	42	Notre Dame	14
1-2-14	Sugar Bowl	31	Oklahoma	45
1-1-15	Sugar Bowl (CFP Semis)	35	Ohio State	42
12-31-15	Cotton Bowl (CFP Semis)	38	Michigan State	0
1-11-16	CFP National Champ.	45	Clemson	40
12-31-16	Peach (CFP Semis)	24	Washington	7
1-9-17	CFP National Champ.	31	Clemson	35

ARKANSAS

(Won 15, Lost 24, Tied 3)

1-1-34	Dixie Bowl	7	Centenary	7
1-1-47	Cotton Bowl	0	LSU	0
1-1-48	Dixie Bowl	21	William & Mary	19
1-1-55	Cotton Bowl	6	Georgia Tech	14
1-2-60	Gator Bowl	14	Georgia Tech	7
1-1-61	Cotton Bowl	6	Duke	7
1-1-62	Sugar Bowl	3	Alabama	10
1-1-63	Sugar Bowl	13	Ole Miss	17
1-1-65	Cotton Bowl	10	Nebraska	7
1-1-66	Cotton Bowl	7	LSU	14
1-1-69	Sugar Bowl	16	Georgia	2
1-1-70	Sugar Bowl	22	Ole Miss	27
12-20-71	Liberty Bowl	13	Tennessee	14
1-1-76	Cotton Bowl	31	Georgia	10

1-2-78	Orange Bowl	31	Oklahoma	6
12-25-78	Fiesta Bowl	10	UCLA	10
1-1-80	Sugar Bowl	9	Alabama	24
12-27-80	Hall of Fame Bowl	34	Tulane	15
12-28-81	Gator Bowl	27	North Carolina	31
12-31-82	Bluebonnet Bowl	28	Florida	24
12-27-84	Liberty Bowl	15	Auburn	21
12-22-85	Holiday Bowl	18	Arizona State	17
1-1-87	Orange Bowl	8	Oklahoma	42
12-29-87	Liberty Bowl	17	Georgia	20
1-2-89	Cotton Bowl	3	UCLA	17
1-1-90	Cotton Bowl	27	Tennessee	31
12-29-91	Independence Bowl	15	Georgia	24
12-30-95	Carquest Bowl	10	North Carolina	20
1-1-99	Citrus Bowl	31	Michigan	45
1-1-2000	Cotton Bowl	27	Texas	6
12-21-2000	Las Vegas Bowl	14	UNLV	31
1-1-02	Cotton Bowl	3	Oklahoma	10
12-30-02	Music City Bowl	14	Minnesota	29
12-31-03	Independence Bowl	27	Missouri	14
1-1-07	Capital One Bowl	14	Wisconsin	14
1-1-08	Cotton Bowl	7	Missouri	38
1-2-10	Liberty Bowl	20	East Carolina	17
1-4-11	Sugar Bowl	26	Ohio State	31
1-6-12	Cotton Bowl	29	Kansas State	16
12-29-14	Texas Bowl	31	Texas	7
1-2-16	Liberty	45	Kansas State	23
12-29-16	Belk	7	Arkansas	24

AUBURN

(Won 23, Lost 16, Tied 2)

1-1-37	Rhumba Bowl	7	Villanova	7
1-1-38	Orange Bowl	6	Michigan State	0
1-1-54	Gator Bowl	13	Texas Tech	35
12-31-54	Gator Bowl	33	Baylor	13
12-31-55	Gator Bowl	13	Vanderbilt	25
1-1-64	Orange Bowl	7	Nebraska	13
12-18-65	Liberty Bowl	7	Ole Miss	13
12-28-68	Sun Bowl	34	Arizona	10
12-31-69	Bluebonnet Bowl	7	Houston	36
1-2-71	Gator Bowl	35	Ole Miss	28
1-1-72	Sugar Bowl	22	Oklahoma	40
12-30-72	Gator Bowl	24	Colorado	3
12-29-73	Sun Bowl	17	Missouri	34
12-30-74	Gator Bowl	27	Texas	3
12-18-82	Tangerine Bowl	33	Boston College	26
1-2-84	Sugar Bowl	9	Michigan	7
12-27-84	Liberty Bowl	21	Arkansas	15
1-1-86	Cotton Bowl	16	Texas A&M	36
1-1-87	Citrus Bowl	16	Southern Cal	7
1-1-88	Sugar Bowl	16	Syracuse	16
1-2-89	Sugar Bowl	7	Florida State	13
1-1-90	Hall of Fame Bowl	31	Ohio State	14
12-29-90	Peach Bowl	27	Indiana	23
1-1-96	Outback Bowl	14	Penn State	43
12-31-96	Independence Bowl	32	Army	29
1-2-98	Peach Bowl	21	Clemson	17
1-1-2001	Florida Citrus Bowl	28	Michigan	31
12-31-01	Peach Bowl	10	North Carolina	16
1-1-03	Capital One Bowl	13	Penn State	9
12-31-03	Music City Bowl	28	Wisconsin	14
1-3-05	Sugar Bowl	16	Virginia Tech	13
1-2-06	Capital One Bowl	10	Wisconsin	24
1-1-07	Cotton Bowl	17	Nebraska	14
12-31-07	Chick-fil-A Bowl	23	Clemson	20 OT
1-1-10	Outback Bowl	38	Northwestern	35 OT
1-10-11	BCS Championship	22	Oregon	19
12-31-11	Chick-fil-A Bowl	43	Virginia	24
1-6-14	BCS Championship	31	Florida State	34
1-1-15	Outback Bowl	31	Wisconsin	34 OT
12-30-15	Birmingham	31	Memphis	10
1-2-17	Sugar	19	Oklahoma	35

FLORIDA

(Won 22, Lost 21)

1-1-53	Gator Bowl	14	Tulsa	13
12-27-58	Gator Bowl	3	Ole Miss	7
12-31-60	Gator Bowl	13	Baylor	12
12-28-62	Gator Bowl	17	Penn State	7
1-1-66	Sugar Bowl	18	Missouri	20
1-2-67	Orange Bowl	27	Georgia Tech	12
12-27-69	Gator Bowl	14	Tennessee	13
12-22-73	Tangerine Bowl	7	Miami (Ohio)	16
12-31-74	Sugar Bowl	10	Nebraska	13
12-29-75	Gator Bowl	0	Maryland	13



POSTSEASON

1-2-77	Sun Bowl	14	Texas A&M	37
12-20-80	Tangerine Bowl	35	Maryland	20
12-31-81	Peach Bowl	6	West Virginia	26
12-31-82	Bluebonnet Bowl	24	Arkansas	28
12-30-83	Gator Bowl	14	Iowa	6
12-25-87	Aloha Bowl	16	UCLA	20
12-29-88	All-American Bowl	14	Illinois	10
12-30-89	Freedom Bowl	7	Washington	34
1-1-92	Sugar Bowl	28	Notre Dame	39
12-31-92	Gator Bowl	27	N.C. State	10
1-1-94	Sugar Bowl	41	West Virginia	7
1-2-95	Sugar Bowl	17	Florida State	23
1-2-96	Fiesta Bowl	24	Nebraska	62
1-2-97	Sugar Bowl	52	Florida State	20
1-1-98	Citrus Bowl	21	Penn State	6
1-2-99	Orange Bowl	31	Syracuse	10
1-1-2000	Citrus Bowl	34	Michigan State	37
1-2-2001	Sugar Bowl	20	Miami (Fla.)	37
1-2-02	Orange Bowl	56	Maryland	23
1-1-03	Outback Bowl	30	Michigan	38
1-1-04	Outback Bowl	17	Iowa	37
12-31-04	Peach Bowl	10	Miami (Fla.)	27
1-2-06	Outback Bowl	31	Iowa	24
1-8-07	BCS Championship	41	Ohio State	14
1-1-08	Capital One Bowl	35	Michigan	41
1-1-09	BCS Championship	24	Oklahoma	14
1-1-10	Sugar Bowl	51	Cincinnati	24
1-1-11	Outback Bowl	37	Penn State	24
1-1-12	Gator Bowl	24	Ohio State	17
1-2-13	Sugar Bowl	23	Louisville	33
1-3-15	Birmingham Bowl	28	East Carolina	20
1-1-16	Citrus	7	Michigan	41
1-2-17	Outback	30	Iowa	3

GEORGIA

(Won 30, Lost 19, Tied 3)

1-1-42	Orange Bowl	40	TCU	26
1-1-43	Rose Bowl	9	UCLA	0
1-1-46	Oil Bowl	20	Tulsa	6
1-1-47	Sugar Bowl	20	North Carolina	10
1-1-48	Gator Bowl	20	Maryland	20
1-1-49	Orange Bowl	28	Texas	41
12-9-50	Presidential Bowl	20	Texas A&M	40
1-1-60	Orange Bowl	14	Missouri	0
12-26-64	Sun Bowl	7	Texas Tech	0
12-31-66	Cotton Bowl	24	SMU	9
12-16-67	Liberty Bowl	7	N.C. State	14
1-1-69	Sugar Bowl	2	Arkansas	16
12-20-69	Sun Bowl	6	Nebraska	45
12-31-71	Gator Bowl	7	North Carolina	3
12-28-73	Peach Bowl	17	Maryland	16
12-20-74	Tangerine Bowl	10	Miami (Ohio)	21
1-1-76	Cotton Bowl	10	Arkansas	31
1-1-77	Sugar Bowl	3	Pittsburgh	27
12-31-78	Bluebonnet Bowl	22	Stanford	25
1-1-81	Sugar Bowl	17	Notre Dame	10
1-1-82	Sugar Bowl	20	Pittsburgh	24
1-1-83	Sugar Bowl	23	Penn State	27
1-2-84	Cotton Bowl	10	Texas	9
12-22-84	Citrus Bowl	17	Florida State	17
12-28-85	Sun Bowl	13	Arizona	13
12-23-86	Hall of Fame Bowl	24	Boston College	27
12-29-87	Liberty Bowl	20	Arkansas	17
1-1-89	Gator Bowl	34	Michigan State	27
12-30-89	Peach Bowl	18	Syracuse	19
12-29-91	Independence Bowl	24	Arkansas	15
1-1-93	Citrus Bowl	21	Ohio State	14
12-30-95	Peach Bowl	27	Virginia	34
1-1-98	Outback Bowl	33	Wisconsin	6
12-31-98	Peach Bowl	35	Virginia	33
1-1-2000	Outback Bowl	28	Purdue (OT)	25
12-24-2000	Oahu Bowl	37	Virginia	14
12-28-01	Music City Bowl	16	Boston College	20
1-1-03	Sugar Bowl	26	Florida State	13
1-1-04	Capital One Bowl	34	Purdue (OT)	27
1-1-05	Outback Bowl	24	Wisconsin	21
1-2-06	Sugar Bowl	35	West Virginia	38
12-30-06	Chick-fil-A	31	Virginia Tech	24
1-1-08	Sugar Bowl	41	Hawaii	10
1-1-09	Capital One Bowl	24	Michigan State	12
12-28-09	Independence Bowl	44	Texas A&M	20
12-31-10	Liberty Bowl	6	Central Florida	10
1-1-12	Outback Bowl	30	Michigan State	33 (3OT)
1-1-13	Capital One Bowl	45	Nebraska	31
1-1-14	Gator Bowl	19	Nebraska	24
12-30-14	Belk Bowl	37	Louisville	14
1-2-16	TaxSlayer	24	Penn State	17
12-30-16	Liberty	31	TCU	23

KENTUCKY

(Won 8, Lost 8)

12-6-47	Great Lakes Bowl	24	Villanova	14
1-2-50	Orange Bowl	13	Santa Clara	21
1-1-51	Sugar Bowl	13	Oklahoma	7
1-1-52	Cotton Bowl	20	TCU	7
12-31-76	Peach Bowl	21	North Carolina	0
12-22-83	Hall of Fame Bowl	16	West Virginia	20
12-29-84	Hall of Fame Bowl	20	Wisconsin	19
12-31-93	Peach Bowl	13	Clemson	14
1-1-99	Outback Bowl	14	Penn State	26
12-29-99	Music City Bowl	13	Syracuse	20
12-29-06	Music City Bowl	28	Clemson	20
12-31-07	Music City Bowl	35	Florida State	28
1-2-09	Liberty Bowl	25	East Carolina	19
12-27-09	Music City Bowl	13	Clemson	21
1-8-11	BBVA Compass Bowl	10	Pittsburgh	27
12-31-16	TaxSlayer	18	Georgia Tech	33

LSU

(Won 25, Lost 22, Tied 1)

1-1-36	Sugar Bowl	2	TCU	3
1-1-37	Sugar Bowl	14	Santa Clara	21
1-1-38	Sugar Bowl	0	Santa Clara	6
1-1-44	Orange Bowl	19	Texas A&M	14
1-1-47	Cotton Bowl	0	Arkansas	0
1-2-50	Sugar Bowl	0	Oklahoma	35
1-1-59	Sugar Bowl	7	Clemson	0
1-1-60	Sugar Bowl	0	Ole Miss	21
1-1-62	Orange Bowl	25	Colorado	7
1-1-63	Cotton Bowl	13	Texas	0
12-21-63	Bluebonnet Bowl	7	Baylor	14
1-1-65	Sugar Bowl	13	Syracuse	10
1-1-66	Cotton Bowl	14	Arkansas	7
1-1-68	Sugar Bowl	20	Wyoming	13
12-30-68	Peach Bowl	31	Florida State	27
1-1-71	Orange Bowl	12	Nebraska	17
12-18-71	Sun Bowl	33	Iowa State	15
12-30-72	Bluebonnet Bowl	17	Tennessee	24
1-1-74	Orange Bowl	9	Penn State	16
12-31-77	Sun Bowl	14	Stanford	24
12-23-78	Liberty Bowl	15	Missouri	20
12-22-79	Tangerine Bowl	34	Wake Forest	10
1-1-83	Orange Bowl	20	Nebraska	21
1-1-85	Sugar Bowl	10	Nebraska	28
12-27-85	Liberty Bowl	7	Baylor	21
1-1-87	Sugar Bowl	15	Nebraska	30
12-31-87	Gator Bowl	30	South Carolina	13
1-2-89	Hall of Fame Bowl	10	Syracuse	23
12-29-95	Independence Bowl	45	Michigan State	20
12-28-96	Peach Bowl	10	Clemson	7
12-28-97	Independence Bowl	27	Notre Dame	9
12-29-2000	Peach Bowl	28	Georgia Tech	14
1-1-02	Sugar Bowl	47	Illinois	34
1-1-03	Cotton Bowl	20	Texas	35
1-4-04	Sugar Bowl	21	Oklahoma	14
1-1-05	Capital One Bowl	25	Iowa	30
1-30-05	Chick-fil-A Bowl	40	Miami (Fla.)	3
1-3-07	Sugar Bowl	41	Notre Dame	14
1-7-08	BCS Championship	38	Ohio State	24
12-31-08	Chick-fil-A Bowl	38	Georgia Tech	3
1-1-10	Capital One Bowl	17	Penn State	19
1-7-11	Cotton Bowl	41	Texas A&M	24
1-9-12	BCS Championship	0	Alabama	21
12-31-12	Chick-fil-A Bowl	24	Clemson	25
1-1-14	Outback Bowl	21	Iowa	14
12-30-14	Music City Bowl	28	Notre Dame	31
12-29-16	Texas	56	Texas Tech	27
12-31-16	Citrus	28	Louisville	9

OLE MISS

(Won 24, Lost 13)

1-1-36	Orange Bowl	19	Catholic U.	20
1-1-49	Delta Bowl	13	TCU	9
1-1-53	Sugar Bowl	7	Georgia Tech	24
1-1-55	Sugar Bowl	0	Navy	21
1-2-56	Cotton Bowl	14	TCU	13
1-1-58	Sugar Bowl	39	Texas	7
12-27-58	Gator Bowl	7	Florida	3
1-1-60	Sugar Bowl	21	LSU	0
1-2-61	Sugar Bowl	14	Rice	6
1-1-62	Cotton Bowl	7	Texas	12
1-1-63	Sugar Bowl	17	Arkansas	13
1-1-64	Sugar Bowl	7	Alabama	12
12-19-64	Bluebonnet Bowl	7	Tulsa	14
12-18-65	Liberty Bowl	13	Auburn	7
12-17-66	Bluebonnet Bowl	0	Texas	19
12-30-67	Sun Bowl	7	UTEP	14
12-14-68	Liberty Bowl	34	Virginia Tech	17
1-1-70	Sugar Bowl	27	Arkansas	22

POSTSEASON

1-2-71	Gator Bowl	28	Auburn	35
12-30-71	Peach Bowl	41	Georgia Tech	18
12-10-83	Independence Bowl	3	Air Force	9
12-20-86	Independence Bowl	20	Texas Tech	17
12-28-89	Liberty Bowl	42	Air Force	29
1-1-91	Gator Bowl	3	Michigan	35
12-31-92	Liberty Bowl	13	Air Force	0
12-26-97	Motor City Bowl	34	Marshall	31
12-31-98	Independence Bowl	35	Texas Tech	18
12-31-99	Independence Bowl	27	Oklahoma	25
12-28-2000	Music City Bowl	38	West Virginia	49
12-27-02	Independence Bowl	27	Nebraska	23
1-2-04	Cotton Bowl	31	Oklahoma State	28
1-1-09	Cotton Bowl	47	Texas Tech	34
1-2-10	Cotton Bowl	21	Oklahoma State	7
1-5-13	BBVA Compass Bowl	38	Pittsburgh	17
12-30-13	Music City Bowl	25	Georgia Tech	17
12-31-14	Chick-fil-A Peach Bowl	3	TCU	42
1-1-16	Sugar	48	Oklahoma State	20

MISSISSIPPI STATE (Won 12, Lost 8)

1-1-37	Orange Bowl	12	Duquesne	13
1-1-41	Orange Bowl	14	Georgetown	7
12-21-63	Liberty Bowl	16	N.C. State	12
12-28-74	Sun Bowl	26	North Carolina	24
12-27-80	Sun Bowl	17	Nebraska	31
12-31-81	Hall of Fame Bowl	10	Kansas	0
12-29-91	Liberty Bowl	15	Air Force	38
1-2-93	Peach Bowl	17	North Carolina	21
1-1-95	Peach Bowl	24	North Carolina State	28
1-1-99	Cotton Bowl	11	Texas	38
12-30-99	Peach Bowl	17	Clemson	7
12-31-2000	Independence Bowl	43	Texas A&M	41 [OT]
12-29-07	Liberty Bowl	10	Central Florida	3
1-1-11	Gator Bowl	52	Michigan	14
12-30-11	Music City Bowl	23	Wake Forest	17
1-1-13	Gator Bowl	20	Northwestern	34
12-31-13	Liberty Bowl	44	Rice	7
12-31-14	Orange Bowl	34	Georgia Tech	49
12-30-15	Belk	51	N.C. State	28
12-26-16	St. Petersburg	17	Miami (OH)	16

MISSOURI (Won 2, Lost 0)

1-3-14	Cotton Bowl	41	Oklahoma State	31
1-1-15	Citrus Bowl	33	Minnesota	17

SOUTH CAROLINA (Won 8, Lost 13)

1-1-46	Gator Bowl	14	Wake Forest	26
12-30-69	Peach Bowl	3	West Virginia	14
12-20-75	Tangerine Bowl	7	Miami (Ohio)	20
12-29-79	Hall of Fame Bowl	14	Missouri	24
12-29-80	Gator Bowl	9	Pittsburgh	37
12-28-84	Gator Bowl	14	Oklahoma State	21
12-31-87	Gator Bowl	13	LSU	30
12-28-88	Liberty Bowl	10	Indiana	34
12-30-94	Carquest Bowl	24	West Virginia	21
1-1-2001	Outback Bowl	24	Ohio State	7
1-1-02	Outback Bowl	31	Ohio State	28
1-30-05	Independence Bowl	31	Missouri	38
12-29-06	Liberty Bowl	44	Houston	36
1-1-09	Outback Bowl	10	Iowa	31
1-2-10	Papajohns.com Bowl	7	Connecticut	20
12-31-10	Chick-fil-A Bowl	17	Florida State	26
1-1-12	Capital One Bowl	30	Nebraska	13
1-1-13	Outback Bowl	33	Michigan	28
1-1-14	Capital One Bowl	34	Wisconsin	24
12-27-14	Independence Bowl	24	Miami	21
12-29-16	Birmingham	39	USF	46

TENNESSEE (Won 28, Lost 24)

12-5-31	New York Bowl*	13	NYU	0
1-1-39	Orange Bowl	17	Oklahoma	0
1-1-40	Rose Bowl	0	Southern Cal	14
1-1-41	Sugar Bowl	13	Boston College	19
1-1-43	Sugar Bowl	14	Tulsa	7
1-1-45	Rose Bowl	0	Southern Cal	25
1-1-47	Orange Bowl	0	Rice	8
1-1-51	Cotton Bowl	20	Texas	14
1-1-52	Sugar Bowl	13	Maryland	28
1-1-53	Cotton Bowl	0	Texas	16
1-1-57	Sugar Bowl	7	Baylor	13
12-28-57	Gator Bowl	3	Texas A&M	0
12-18-65	Bluebonnet Bowl	27	Tulsa	6
12-31-66	Gator Bowl	18	Syracuse	12
1-1-68	Orange Bowl	24	Oklahoma	26

1-1-69	Cotton Bowl	13	Texas	36
12-27-69	Gator Bowl	13	Florida	14
1-1-71	Sugar Bowl	34	Air Force	13
12-20-71	Liberty Bowl	14	Arkansas	13
12-30-72	Bluebonnet Bowl	24	LSU	17
12-29-73	Gator Bowl	19	Texas Tech	28
12-16-74	Liberty Bowl	7	Maryland	3
12-31-79	Bluebonnet Bowl	22	Purdue	27
12-13-81	Garden State Bowl	28	Wisconsin	21
12-31-82	Peach Bowl	22	Iowa	28
12-17-83	Citrus Bowl	30	Maryland	23
12-22-84	Sun Bowl	27	Maryland	28
1-1-86	Sugar Bowl	35	Miami	7
12-29-86	Liberty Bowl	21	Minnesota	14
1-2-88	Peach Bowl	27	Indiana	22
1-1-90	Cotton Bowl	31	Arkansas	27
1-1-91	Sugar Bowl	23	Virginia	22
1-1-92	Fiesta Bowl	17	Penn State	42
1-1-93	Hall of Fame Bowl	38	Boston College	23
1-1-94	Citrus Bowl	13	Penn State	31
12-30-94	Gator Bowl	45	Virginia Tech	23
1-1-96	Citrus Bowl	20	Ohio State	14
1-1-97	Citrus Bowl	48	Northwestern	28
1-2-98	Orange Bowl	17	Nebraska	42
1-4-99	Fiesta Bowl	23	Florida State	16
1-2-2000	Fiesta Bowl	21	Nebraska	31
1-1-2001	Cotton Bowl	21	Kansas State	35
1-1-02	Citrus Bowl	45	Michigan	17
12-31-02	Peach Bowl	3	Maryland	30
1-2-04	Peach Bowl	14	Clemson	27
1-1-05	Cotton Bowl	38	Texas A&M	7
1-1-07	Outback Bowl	10	Penn State	20
1-1-08	Outback Bowl	21	Wisconsin	17
12-31-10	Chick-fil-A Bowl	14	Virginia Tech	37
12-30-10	Music City Bowl	27	North Carolina	30 OT
1-2-15	Gator Bowl	45	Iowa	28
1-1-16	Outback	45	Northwestern	6
12-30-16	Music City	38	Nebraska	24

* not recognized by NCAA

TEXAS A&M (Won 3, Lost 2)

1-4-13	Cotton Bowl	41	Oklahoma	13
12-31-13	Chick-fil-A Bowl	52	Duke	48
12-29-14	Liberty Bowl	45	West Virginia	37
12-30-15	Music City	21	Louisville	27
12-28-16	Texas	28	Kansas State	33

VANDERBILT (Won 4, Lost 3, Tied 1)

12-31-55	Gator Bowl	25	Auburn	13
12-28-74	Peach Bowl	6	Texas Tech	6
12-31-82	Hall of Fame Bowl	28	Air Force	36
12-31-09	Music City Bowl	16	Boston College	14
12-31-11	Liberty Bowl	24	Cincinnati	31
12-31-12	Music City Bowl	38	N.C. State	24
12-4-14	BBVA Compass Bowl	41	Houston	24
12-26-16	Independence	17	NC State	41

BOWL GAMES OF FORMER SEC MEMBERS

(Listed by Schools)

GEORGIA TECH (Won 10, Lost 5)

1-1-40	Orange Bowl	21	Missouri	7
1-1-43	Cotton Bowl	7	Texas	14
1-1-44	Sugar Bowl	20	Tulsa	18
1-1-45	Orange Bowl	12	Tulsa	26
1-1-47	Oil Bowl	41	St. Mary's	19
1-1-48	Orange Bowl	20	Kansas	14
1-1-52	Orange Bowl	17	Baylor	14
1-1-53	Sugar Bowl	24	Ole Miss	7
1-1-54	Sugar Bowl	42	West Virginia	19
1-1-55	Cotton Bowl	14	Arkansas	6
1-2-56	Sugar Bowl	7	Pittsburgh	0
12-29-56	Gator Bowl	21	Pittsburgh	14
1-2-60	Gator Bowl	7	Arkansas	14
12-30-61	Gator Bowl	15	Penn State	30
12-22-62	Bluebonnet Bowl	10	Missouri	14

TULANE (Won 1, Lost 1)

1-1-35	Sugar Bowl	20	Temple	14
1-1-40	Sugar Bowl	13	Texas A&M	14



POSTSEASON

SEC BOWL RECORDS

TEAM

TOTAL OFFENSE

MOST PLAYS

97	LSU vs. Illinois (2002 Sugar)
95	Georgia vs. Virginia (1995 Peach)
95	LSU vs. Texas (2003 Cotton)

MOST PLAYS, BOTH TEAMS

187	Missouri (91) vs. Oklahoma State (96) (2014 Cotton)
171	Auburn (82) vs. Arizona (89) (1968 Sun)
169	Tennessee (77) vs. Purdue (92) (1979 Bluebonnet)

MOST YARDS

659	Florida vs. Maryland (2002 Orange)
659	Florida vs. Cincinnati (2010 Sugar)
638	LSU vs. Texas Tech (2015 Texas)
633	Texas A&M vs. Oklahoma (2013 Cotton)

MOST YARDS, BOTH TEAMS

1,202	Texas A&M (541) vs. Duke (661) (2013 Chick-fil-A)
1,182	Mississippi State (605) vs. Georgia Tech (577) (2014 Orange)
1,048	Ole Miss (333) vs. Michigan (715) (1991 Gator)

HIGHEST AVERAGE PER PLAY

10.3 (62-638)	LSU vs. Texas Tech (2015 Texas)
9.6 (66-633)	Texas A&M vs. Oklahoma (2013 Cotton)
9.4 (70-659)	Florida vs. Cincinnati (2010 Sugar)
8.9 (74-659)	Florida vs. Maryland (2002 Orange)
8.4 (68-569)	Arkansas vs. Kansas State (2015 Liberty)
8.4 (52-436)	LSU vs. Notre Dame (2014 Music City)
8.3 (71-589)	Georgia vs. Nebraska (2013 Capital One)

RUSHING

MOST ATTEMPTS

68	Mississippi State vs. North Carolina (1974 Sun)
----	---

MOST ATTEMPTS, BOTH TEAMS

#122	Mississippi State (68) vs. North Carolina (54) (1974 Sun)
116	Alabama (46) vs. Colorado (70) (1969 Liberty)
113	Auburn (42) vs. Missouri (71) (1973 Sun)

MOST NET YARDS

455	Mississippi State vs. North Carolina (1974 Sun)
423	Auburn vs. Baylor (1954 Gator)

MOST NET YARDS, BOTH TEAMS

732	Mississippi State (455) vs. North Carolina (277) (1974 Sun)
681	Tennessee (320) vs. Arkansas (361) (1990 Cotton)
628	Alabama (155) vs. Colorado (473) (1969 Liberty)

HIGHEST RUSHING AVERAGE

10.5 (31-326)	Texas A&M vs. Oklahoma (2013 Cotton)
---------------	--------------------------------------

PASSING

MOST ATTEMPTS

59	Georgia vs. Virginia (1995 Peach)
58	Florida vs. Notre Dame (1992 Sugar)
56	Tennessee vs. Clemson (2004 Peach)

MOST ATTEMPTS, BOTH TEAMS

111	Auburn (33) vs. Northwestern (78) (OT) (2010 Outback)
101	Missouri (44) vs. Oklahoma State (57) (2014 Cotton)
100	Kentucky (50) vs. Florida State (50) (2007 Music City)

MOST COMPLETIONS

38	Vanderbilt vs. Air Force (1982 Hall of Fame)
33	Alabama vs. Army (1988 John Hancock)
33	Florida vs. Maryland (2002 Orange)
33	Mississippi State vs. Georgia Tech (2014 Orange)

MOST COMPLETIONS, BOTH TEAMS

67	Auburn (20) vs. Northwestern (47) (OT) (2010 Outback)
59	Texas A&M (30) vs. Duke (29) (2013 Chick-fil-A)
58	Florida (31) vs. Cincinnati (27) (2010 Sugar)
58	Texas A&M (23) vs. Oklahoma (35) (2013 Cotton)

MOST YARDS

482	Florida vs. Cincinnati (2010 Sugar)
456	Florida vs. Maryland (2002 Orange)
453	Mississippi State vs. Georgia Tech (2014 Orange)

MOST YARDS, BOTH TEAMS

809	Texas A&M (382) vs. Duke (427) (2013 Chick-fil-A)
774	Florida (449) vs. Florida State (325) (1995 Sugar)
767	Auburn (235) vs. Northwestern (532) (2010 Outback)

HIGHEST COMPLETION PERCENTAGE

.900 (9-10)	Ole Miss vs. Air Force (1992 Liberty)
.897 (26-29)	Georgia vs. Wisconsin (1998 Outback)
.885 (23-26)	South Carolina vs. Wisconsin (2014 Capital One)

SCORING

MOST TOUCHDOWNS

9	Alabama vs. Syracuse (1953 Orange)
8	Florida vs. Maryland (2002 Orange)
8	LSU vs. Texas Tech (2015 Texas)
7	LSU vs. Illinois (2002 Sugar)
7	Florida vs. Cincinnati (2010 Sugar)
7	Mississippi State vs. N.C. State (Belk)

MOST TOUCHDOWNS, BOTH TEAMS

12	Texas A&M (6) vs. Duke (6) (2013 Chick-fil-A)
12	LSU (7) vs. Illinois (5) (2002 Sugar)
12	LSU (8) vs. Texas Tech (4) (2015 Texas)
11	Mississippi State (4) vs. Georgia Tech (7) (2014 Orange)
11	Florida (8) vs. Maryland (3) (2002 Orange)
11	Ole Miss (4) vs. West Virginia (7) (2000 Music City)
11	Florida (3) vs. Nebraska (8) (1996 Fiesta)
11	Mississippi State (7) vs. N.C. State (4) (2015 Belk)
11	Alabama (6) vs. Clemson (5) (2016 CFP National Championship)

MOST FIELD GOALS

#5	Mississippi State vs. N.C. State (1995 Peach)
#5	Florida vs. Notre Dame (1992 Sugar)
#5	Alabama vs. LSU (2012 BCS Championship)
4	Georgia vs. Nebraska (2014 Gator)
4	Alabama vs. Ole Miss (1964 Sugar)
4	Georgia vs. Florida State (2003 Sugar)
4	LSU vs. Miami, Fla. (2006 Peach)

MOST FIELD GOALS, BOTH TEAMS

#7 Mississippi State (5) vs. N.C. State (2) (1995 Peach)
 6 Florida (5) vs. Notre Dame (1) (1992 Sugar)
 6 Auburn (3) vs. Syracuse (3) (1988 Sugar)
 6 Tennessee (1) vs. Maryland (5) (1983 Citrus)

MOST POINTS SCORED

61 Alabama vs. Syracuse (1953 Orange)
 56 Florida vs. Maryland (2002 Orange)
 56 LSU vs. Texas Tech (2015 Texas)
 52 Texas A&M vs. Duke (2013 Chick-fil-A)
 52 Florida vs. Florida State (1997 Sugar)

MOST POINTS SCORED, BOTH TEAMS

100 Texas A&M (52) vs. Duke (48) (2013 Chick-fil-A)
 87 Ole Miss (38) vs. West Virginia (49) (2000 Music City)
 86 Florida (24) vs. Nebraska (62) (1996 Fiesta)
 85 Alabama (45) vs. Clemson (4) (2016 CFP National Championship)

MISCELLANEOUS RECORDS

MOST FIRST DOWNS

33 Mississippi State vs. Georgia Tech (2014 Orange)
 32 LSU vs. Illinois (2002 Sugar)
 32 Tennessee vs. Texas A&M (2005 Cotton)

MOST PUNTS

16 Alabama vs. Texas A&M (1942 Cotton)
 15 Tennessee vs. Rice (1947 Orange)
 14 LSU vs. Santa Clara (1938 Sugar)

HIGHEST PUNTING AVERAGE

55.0 (7-385) Alabama vs. Ohio State (2015 Sugar)
 54.0 (4-216) Florida vs. Michigan (2016 Citrus)
 52.3 (6-314) Tennessee vs. Nebraska (1998 Orange)
 50.0 (5-250) Mississippi State vs. Nebraska (1980 Sun)

MOST FUMBLES

#11 Ole Miss vs. Alabama (1964 Sugar)
 7 Five Times

MOST FUMBLES LOST

#6 Ole Miss vs. Alabama (1964 Sugar) (11 fumbles)
 5 Georgia vs. Stanford (1978 Bluebonnet) (6 fumbles)
 5 Auburn vs. Texas (1974 Gator) (7 fumbles)
 5 Georgia vs. Arkansas (1969 Sugar) (7 fumbles)
 5 Auburn vs. Vanderbilt (1955 Gator) (5 fumbles)

MOST PENALTIES

#21 Mississippi State vs. Clemson (1999 Peach)
 18 Alabama vs. Michigan (2000 Orange)

MOST YARDS PENALIZED

188 Mississippi State vs. Clemson (1999 Peach)
 140 Auburn vs. Northwestern (2010 Outback)
 132 Alabama vs. Michigan (2000 Orange)

FEWEST RUSHING YARDS ALLOWED

-48 Alabama vs. Michigan State (28 attempts) (2011 Capital One)

LARGEST DEFICIT OVERCOME TO WIN

25 Georgia (28) vs. Purdue (25) (2000 Outback) (UGA trailed 25-0 in 2Q)

SEC BOWL RECORDS

INDIVIDUAL

TOTAL OFFENSE

MOST PLAYS

68 - Hines Ward, Georgia vs. Virginia (1995 Peach)
 67 - Casey Clausen, Tennessee vs. Clemson (2004 Peach)
 66 - Dak Prescott, Mississippi State vs. Georgia Tech (2014 Orange)

MOST TOTAL YARDS

533 - Tim Tebow, Florida vs. Cincinnati (2010 Sugar)
 516 - Johnny Manziel, Texas A&M vs. Oklahoma (2013 Cotton)
 500 - Dak Prescott, Mississippi State vs. Georgia Tech (2014 Orange)

HIGHEST AVERAGE PER PLAY

15.2 - Travin Dural, LSU vs. Notre Dame (2014 Music City)
 13.7 - Ricardo Louis, Auburn vs. Wisconsin (2015 Outback)
 12.4 - Greg McElroy, Alabama vs. Michigan State (2011 Capital One)

MOST TOUCHDOWNS RESPONSIBLE FOR

5 - Kyle Allen, Texas A&M vs. West Virginia (2014 Liberty)
 5 - Johnny Manziel, Texas A&M vs. Duke (2013 Chick-fil-A)
 5 - Dak Prescott, Mississippi State vs. Rice (2013 Liberty)
 5 - Aaron Murray, Georgia vs. Nebraska (2013 Capital One)
 5 - Casey Clausen, Tennessee vs. Michigan (2002 Citrus)

RUSHING

MOST ATTEMPTS

43 - Fred Taylor, Florida vs. Penn State (1998 Citrus)
 39 - Errict Rhett, Florida vs. N.C. State (1992 Gator)
 37 - Ronnie Brown, Auburn vs. Penn State (2003 Capital One)

MOST NET YARDS

266 - Nick Chubb, Georgia vs. Louisville (2014 Belk)
 250 - Chuck Webb, Tennessee vs. Arkansas (1990 Cotton)
 234 - Kevin Faulk, LSU vs. Michigan State (1995 Independence)
 234 - Fred Taylor, Florida vs. Penn State (1998 Citrus)

HIGHEST AVERAGE PER RUSH

16.0 - I'Tavius Mathers, Ole Miss vs. Pitt (2013 BBVA Compass) [6 for 96]
 15.2 - Travin Dural, LSU vs. Notre Dame (2014 Music City) [4 for 61]
 15.0 - Kenyan Drake, Alabama vs. Michigan State (2016 Cotton Bowl) [4 for 60]
 13.7 - Ricardo Louis, Auburn vs. Wisconsin (2015 Outback) [3 for 41]
 13.7 - Brandon Harris, LSU vs. Texas Tech (2015 Texas) [3 for 41]

MOST RUSHING TOUCHDOWNS

4 - Domanick Davis, LSU vs. Illinois (2002 Sugar)
 4 - Leonard Fournette, LSU vs. Texas Tech (2015 Texas)

ALL-PURPOSE RUSHING YARDS

#359 - Sherman Williams, Alabama vs. Ohio State (1995 Citrus)
 267 - Jameon Lewis, Mississippi State vs. Rice (2013 Liberty)
 266 - Nick Chubb, Georgia vs. Louisville (2014 Belk)

PASSING

MOST ATTEMPTS

59 - Hines Ward, Georgia vs. Virginia (1995 Peach)
 58 - Shane Matthews, Florida vs. Notre Dame (1992 Sugar)
 55 - Casey Clausen, Tennessee vs. Clemson (2004 Peach)



POSTSEASON

MOST COMPLETIONS

38 - Whit Taylor, Vanderbilt vs. Air Force (1982 Hall of Fame)
 33 - David Smith, Alabama vs. Army (1988 Sun)
 33 - Dak Prescott, Mississippi State vs. Georgia Tech (2014 Orange)

MOST CONSECUTIVE COMPLETIONS

#19 - Mike Bobo, Georgia vs. Wisconsin (1998 Outback)
 13 - Jeff Francis, Tennessee vs. Indiana (1988 Peach)
 12 - Tim Tebow, Florida vs. Cincinnati (2010 Sugar)

MOST NET YARDS

482 - Tim Tebow, Florida vs. Cincinnati (2010 Sugar)
 453 - Dak Prescott, Mississippi State vs. Georgia Tech (2014 Orange)
 452 - Whit Taylor, Vanderbilt vs. Air Force (1982 Hall of Fame)

MOST TOUCHDOWN PASSES THROWN

5 - Aaron Murray, Georgia vs. Nebraska (2013 Capital One)
 4 - Peyton Manning, Tennessee vs. Northwestern (1997 Citrus)
 4 - Rex Grossman, Florida vs. Maryland (2002 Orange)
 4 - Kyle Allen, Texas A&M vs. West Virginia (2014 Liberty)
 4 - Dak Prescott, Mississippi State vs. N.C. State (2015 Belk)
 4 - Chad Kelly, Ole Miss vs. Oklahoma State (2016 Sugar)

HIGHEST COMPLETION PERCENTAGE

#.929 (26-28) - Mike Bobo, Georgia vs. Wisconsin (1998 Outback)
 .886 (31-35) - Tim Tebow, Florida vs. Cincinnati (2010 Sugar)
 .880 (22-25) - Connor Shaw, South Carolina vs. Wisconsin (2014 Capital One)

RECEIVING

MOST RECEPTIONS

#20 - Norman Jordan, Vanderbilt vs. Air Force (1982 Hall of Fame)
 14 - Josh Reed, LSU vs. Illinois (2002 Sugar)
 14 - Deebo Samuel, South Carolina vs. USF (2016 Birmingham)
 12 - Hines Ward, Georgia vs. Wisconsin (1998 Outback)
 12 - Darwin Adams, Auburn vs. Northwestern (2010 Outback)
 12 - Josh Reynolds, Texas A&M vs. Kansas State (2016 Texas)

MOST YARDS

239 - Josh Reed, LSU vs. Illinois (2002 Sugar)
 220 - Jameon Lewis, Mississippi State vs. Rice (2013 Liberty)
 208 - O.J. Howard, Alabama vs. Clemson (2016 CFP National Championship)
 205 - Tavarres King, Georgia vs. Michigan State (2012 Outback)
 199 - Peerless Price, Tennessee vs. Florida State (1999 Fiesta)
 196 - Anthony Hancock, Tennessee vs. Wisconsin (1981 Garden State)

HIGHEST AVERAGE PER RECEPTION

68.0 (2-136) - Chris Conley, Georgia vs. Nebraska (2013 Capital One)
 49.8 (4-199) - Peerless Price, Tennessee vs. Florida State (1999 Fiesta)
 41.6 (5-208) - O.J. Howard, Alabama vs. Clemson (2016 CFP National Championship)
 39.7 (3-119) - Ike Hilliard, Florida vs. Florida State (1995 Sugar)

MOST TD RECEPTIONS

3 - Six Times [Most Recent: Laquon Treadwell, Ole Miss vs. Oklahoma State, 2016 Sugar]

SCORING

MOST POINTS

30 - Leonard Fournette, LSU vs. Texas Tech (2015 Texas)
 24 - Domanick Davis, LSU vs. Illinois (2002 Sugar)
 19 - Bobby Luna, Alabama vs. Syracuse (1953 Orange)
 18 - by several players

MOST TOUCHDOWNS

5 - Leonard Fournette, LSU vs. Texas Tech (2015 Texas)
 4 - Domanick Davis, LSU vs. Illinois (2002 Sugar)

KICKING

MOST FIELD GOALS MADE

#5 - Tim Rogers, Mississippi State vs. N.C. State (1995 Peach)
 #5 - Arden Czyzewski, Florida vs. Notre Dame (1992 Sugar)
 #5 - Jeremy Shelley, Alabama vs. LSU (2012 BCS Championship)
 4 - Marshall Morgan, Georgia vs. Nebraska (2014 Gator)
 4 - Billy Bennett, Georgia vs. Florida State (2003 Sugar)
 4 - Kanon Parkman, Georgia vs. Virginia (1995 Peach)
 4 - Tim Davis, Alabama vs. Ole Miss (1964 Sugar)

MOST POINTS BY A KICKER

16 - Tim Rogers, Mississippi State vs. N.C. State (1995 Peach) [5 FG, 1 PAT]
 16 - Arden Czyzewski, Florida vs. Notre Dame (1992 Sugar) [5 FG, 1 PAT]
 15 - Jeremy Shelley, Alabama vs. LSU (2012 BCS Championship) [5 FGs]

PUNTING

HIGHEST AVERAGE PER PUNT

55.0 - JK Scott (Alabama) vs. Ohio State (2015 Sugar) [7-385]
 54.0 - Johnny Townsend, Florida vs. Michigan (2016 Citrus) [4-216]
 52.3 - Chris Hogue, Tennessee vs. Nebraska (1998 Orange) [6-314]
 50.0 - Dana Moore, Mississippi State vs. Nebraska (1980 Sun) [5-250]
 49.3 - Damon Duval, Auburn vs. North Carolina (2001 Peach) [9-444]
 49.2 - Brian Mimbs, Georgia vs. Michigan State (2009 Capital One) [4-197]
 49.2 - Cody Mandell, Alabama vs. Notre Dame (2013 BCS NCG) [4-197]

RETURN YARDAGE

MOST KICKOFF RETURN YARDS

196 - Kenyan Drake, Alabama vs. Clemson (2016 CFP National Championship)
 146 - Sherman Williams, Alabama vs. Miami (1993 Sugar)
 132 - Dale Carter, Tennessee vs. Penn State (1992 Fiesta)

MOST PUNT RETURN YARDS

108 - Freddie Milons, Alabama vs. Michigan (2000 Orange)
 106 - Marshay Green, Ole Miss vs. Oklahoma State (2010 Cotton)
 95 - Sherman Williams, Alabama vs. Miami (1993 Sugar)

DEFENSE

MOST INTERCEPTIONS

3 - Bud McClinton, Auburn vs. Arizona (1968 Sun)
 3 - Tommy Luke, Ole Miss vs. Texas (1966 Bluebonnet)
 3 - Ray Brown, Ole Miss vs. Texas (1958 Sugar)

MOST TOTAL TACKLES

#31 - Lee Roy Jordan, Alabama vs. Oklahoma (1963 Orange)
 20 - Carl Zander, Tennessee vs. Maryland (1984 Sun)
 19 - Kevin Minter, LSU vs. Clemson (2012 Chick-Fil-A)

MOST SACKS

4.5 - Reggie McKenzie, Tennessee vs. Maryland (1984 Sun)
 3 - Dante Fowler, Florida vs. East Carolina (2015 Birmingham)
 3 - Marcus Howard, Georgia vs. Hawaii (2008 Sugar)
 3 - David Pollack, Georgia vs. Wisconsin (2005 Outback)
 3 - Gabe Northern, LSU vs. Michigan State (1995 Independence)
 3 - James Gilyard, LSU vs. Michigan State (1995 Independence)
 3 - Ernie Barnes, Mississippi State vs. Kansas (1981 Hall of Fame)
 3 - Kalimba Edwards, South Carolina vs. Ohio State (2001 Outback)
 3 - Derrick Harvey, Florida vs. Ohio State (2007 BCS NCG)
 3 - Trenton Thompson, Georgia vs. TCU (2016 Liberty)
 3 - Tashawn Bower, LSU vs. Louisville (2016 Citrus)

MOST PASS DEFLECTIONS

4 - Five Players [Most Recent: Chris Cummings, LSU vs. Notre Dame, 1997 Independence]

ASSOCIATED PRESS FINAL RANKINGS

1936	1947	1958	1969
2. LSU 4. Alabama 17. Tennessee	6. Alabama 10. Georgia Tech 13. Ole Miss	1. LSU 4. Auburn 11. Ole Miss 14. Florida	8. Ole Miss 10. LSU 14. Florida 15. Tennessee 20. Auburn
1937	1948	1959	1970
4. Alabama 8. LSU	8. Georgia 12. Vanderbilt 15. Ole Miss	2. Ole Miss 3. LSU 5. Georgia 10. Alabama 19. Florida	4. Tennessee 7. LSU 10. Auburn 20. Ole Miss
1938	1949	1960	1971
2. Tennessee 13. Alabama	9. LSU 11. Kentucky 17. Tennessee	2. Ole Miss 9. Alabama 13. Auburn 18. Florida	4. Alabama 7. Georgia 9. Tennessee 11. LSU 12. Auburn 15. Ole Miss
1939	1950	1961	1972
2. Tennessee 5. Tulane 16. Georgia Tech	4. Tennessee 7. Kentucky 16. Alabama 20. Tulane	1. Alabama 4. LSU 5. Ole Miss 13. Georgia Tech	5. Auburn 7. Alabama 8. Tennessee 11. LSU
1940	1951	1962	1973
4. Tennessee 9. Mississippi State	1. Tennessee 5. Georgia Tech 15. Kentucky	3. Ole Miss 5. Alabama 7. LSU	4. Alabama 13. LSU 19. Tennessee
1941	1952	1963	1974
14. Georgia 16. Mississippi State 17. Ole Miss 18. Tennessee 20. Alabama	2. Georgia Tech 7. Ole Miss 8. Tennessee 9. Alabama 15. Florida 20. Kentucky	5. Auburn 7. Ole Miss 8. Alabama	5. Alabama 8. Auburn 15. Florida 17. Mississippi State 20. Tennessee
1942	1953	1964	1975
2. Georgia 5. Georgia Tech 7. Tennessee 10. Alabama 16. Auburn 18. Mississippi State	8. Georgia Tech 13. Alabama 16. Kentucky 17. Auburn	1. Alabama 7. LSU	3. Alabama 19. Georgia
1943	1954	1965	1976
13. Georgia Tech	6. Ole Miss 13. Auburn	1. Alabama 7. Tennessee 8. LSU	10. Georgia 11. Alabama 18. Kentucky 20. Mississippi State
1944	1955	1966	1977
12. Tennessee 13. Georgia Tech	7. Georgia Tech 8. Auburn 10. Ole Miss	3. Alabama 4. Georgia	2. Alabama 6. Kentucky
1945	1956	1967	1978
2. Alabama 14. Tennessee 15. LSU 18. Georgia	2. Tennessee 4. Georgia Tech	2. Tennessee 8. Alabama	1. Alabama 16. Georgia
1946	1957	1968	
3. Georgia 7. Tennessee 8. LSU	1. Auburn 7. Ole Miss 13. Tennessee 14. Mississippi State 17. Florida	8. Georgia 13. Tennessee 16. Auburn 17. Alabama 19. LSU	



POLLS

1979

- 1. Alabama
- 16. Auburn

1980

- 1. Georgia
- 6. Alabama
- 19. Miss. State

1981

- 6. Georgia
- 7. Alabama

1982

- 4. Georgia
- 11. LSU
- 14. Auburn

1983

- 3. Auburn
- 4. Georgia
- 6. Florida
- 15. Alabama

1984

- 3. Florida
- 14. Auburn
- 15. LSU
- 19. Kentucky

1985

- 4. Tennessee
- 5. Florida
- 13. Alabama
- 20. LSU

1986

- 6. Auburn
- 9. Alabama
- 10. LSU

1987

- 5. LSU
- 7. Auburn
- 13. Georgia
- 14. Tennessee

1988

- 8. Auburn
- 15. Georgia
- 17. Alabama
- 19. LSU

1989

- 5. Tennessee
- 6. Auburn
- 9. Alabama

1990

- 8. Tennessee
- 13. Florida
- 19. Auburn
- 21. Ole Miss

1991

- 5. Alabama
- 7. Florida
- 14. Tennessee
- 17. Georgia

1992

- 1. Alabama
- 8. Georgia
- 10. Florida
- 12. Tennessee
- 16. Ole Miss
- 23. Mississippi State

1993

- 4. Auburn
- 5. Florida
- 12. Tennessee
- 14. Alabama

1994

- 5. Alabama
- 7. Florida
- 9. Auburn
- 22. Tennessee
- 24. Mississippi State

1995

- 2. Florida
- 3. Tennessee
- 21. Alabama
- 22. Auburn

1996

- 1. Florida
- 9. Tennessee
- 11. Alabama
- 12. LSU
- 24. Auburn

1997

- 4. Florida
- 7. Tennessee
- 10. Georgia
- 11. Auburn
- 13. LSU
- 22. Ole Miss

1998

- 1. Tennessee
- 5. Florida
- 14. Georgia
- 16. Arkansas

1999

- 8. Alabama
- 9. Tennessee
- 12. Florida
- 13. Mississippi State
- 16. Georgia
- 17. Arkansas
- 22. Ole Miss

2000

- 10. Florida
- 18. Auburn
- 19. South Carolina
- 20. Georgia
- 22. LSU
- 24. Mississippi State

2001

- 3. Florida
- 4. Tennessee
- 7. LSU
- 13. South Carolina
- 22. Georgia

2002

- 3. Georgia
- 11. Alabama
- 14. Auburn

2003

- 2. LSU
- 7. Georgia
- 13. Ole Miss
- 15. Tennessee
- 24. Florida

2004

- 2. Auburn
- 7. Georgia
- 13. Tennessee
- 16. LSU

2005

- 6. LSU
- 8. Alabama
- 10. Georgia
- 12. Florida
- 14. Auburn

2006

- 1. Florida
- 3. LSU
- 9. Auburn
- 15. Arkansas
- 23. Georgia
- 25. Tennessee

2007

- 1. LSU
- 2. Georgia
- 12. Tennessee
- 13. Florida
- 15. Auburn

2008

- 1. Florida
- 6. Alabama
- 13. Georgia
- 14. Ole Miss

2009

- 1. Alabama
- 3. Florida
- 17. LSU
- 20. Ole Miss

2010

- 1. Auburn
- 8. LSU
- 10. Alabama
- 12. Arkansas
- 15. Mississippi State
- 22. South Carolina

2011

- 1. Alabama
- 2. LSU
- 5. Arkansas
- 9. South Carolina
- 19. Georgia

2012

- 1. Alabama
- 5. Georgia
- 5. Texas A&M
- 8. South Carolina
- 9. Florida
- 14. LSU
- 23. Vanderbilt

2013

- 2. Auburn
- 4. South Carolina
- 5. Missouri
- 7. Alabama
- 14. LSU
- 18. Texas A&M
- 24. Vanderbilt

2014

- 4. Alabama
- 9. Georgia
- 11. Mississippi State
- 14. Missouri
- 17. Ole Miss
- 22. Auburn

2015

- 1. Alabama
- 10. Ole Miss
- 16. LSU
- 22. Tennessee
- 25. Florida

2016

- 2. Alabama
- 13. LSU
- 14. Florida
- 22. Tennessee
- 24. Auburn

SEC TEAMS RANKED NO. 1

(Week By Week AP Poll)

1939	
Oct. 24	Tennessee
Oct. 31	Tennessee
Nov. 7	Tennessee
Nov. 14	Tennessee

1942	
Nov. 3	Georgia
Nov. 10	Georgia
Nov. 17	Georgia

1951	
Oct. 23	Tennessee
Oct. 30	Tennessee
Nov. 6	Tennessee
Nov. 20	Tennessee
Nov. 27	Tennessee
Dec. 4	Tennessee
National Champ	Tennessee

1956	
Nov. 13	Tennessee

1957	
Nov. 26	Auburn
Dec. 3	Auburn
National Champ	Auburn

1958	
Oct. 7	Auburn
Oct. 28	LSU
Nov. 4	LSU
Nov. 11	LSU
Nov. 18	LSU
Nov. 25	LSU
Dec. 2	LSU
National Champ	LSU

1959	
Sept. 22	LSU
Sept. 29	LSU
Oct. 6	LSU
Oct. 13	LSU
Oct. 20	LSU
Oct. 27	LSU
Nov. 3	LSU

1960	
Sept. 20	Ole Miss
Sept. 27	Ole Miss
Oct. 11	Ole Miss

1961	
Oct. 10	Ole Miss
Nov. 21	Alabama
Nov. 28	Alabama
Nov. 5	Alabama
National Champ	Alabama

1962	
Sept. 25	Alabama
Oct. 9	Alabama
Nov. 13	Alabama

1964	
Dec. 1	Alabama
National Champ	Alabama

1965	
Dec. 4	Alabama
National Champ	Alabama

1973	
Nov. 27	Alabama
Dec. 4	Alabama

1978	
Sept. 12	Alabama
Sept. 19	Alabama
Dec. 4	Alabama
National Champ	Alabama

1979	
Oct. 16	Alabama
Oct. 23	Alabama
Oct. 30	Alabama
Nov. 6	Alabama
Nov. 13	Alabama
Nov. 20	Alabama
Nov. 27	Alabama
Dec. 3	Alabama
National Champ	Alabama

1980	
Sept. 16	Alabama
Sept. 23	Alabama
Sept. 30	Alabama
Oct. 7	Alabama
Oct. 14	Alabama
Oct. 21	Alabama
Oct. 28	Alabama
Nov. 11	Georgia
Nov. 18	Georgia
Nov. 25	Georgia
Dec. 2	Georgia
Dec. 9	Georgia
National Champ	Georgia

1982	
Nov. 9	Georgia
Nov. 16	Georgia
Nov. 23	Georgia
Nov. 30	Georgia
Dec. 7	Georgia

1985	
Sept. 10	Auburn
Sept. 17	Auburn
Sept. 24	Auburn
Nov. 5	Florida

1992	
National Champ	Alabama

1994	
Preseason	Florida
Sept. 11	Florida
Sept. 18	Florida
Sept. 26	Florida
Oct. 3	Florida
Oct. 10	Florida

NOTE: Arkansas was No. 1 in AP Poll of the week of Oct. 19, 1965.

1996	
Sept. 23	Florida
Sept. 30	Florida
Oct. 6	Florida
Oct. 13	Florida
Oct. 20	Florida
Oct. 27	Florida
Nov. 4	Florida
Nov. 11	Florida
Nov. 18	Florida
Nov. 25	Florida
Jan. 3	Florida
National Champ	Florida

1997	
Sept. 21	Florida
Sept. 28	Florida
Oct. 5	Florida

1998	
Nov. 8	Tennessee
Nov. 15	Tennessee
Nov. 22	Tennessee
Nov. 29	Tennessee
Dec. 6	Tennessee
Jan. 5	Tennessee
National Champ	Tennessee

2001	
Preseason	Florida
Oct. 7	Florida

2006	
National Champ	Florida

2007	
Oct. 1	LSU
Oct. 8	LSU
Nov. 12	LSU
Nov. 19	LSU
National Champ	LSU

2008	
Nov. 2	Alabama
Nov. 9	Alabama
Nov. 16	Alabama
Nov. 23	Alabama
Nov. 30	Alabama
Dec. 7	Florida
National Champ	Florida

2009	
Preseason	Florida
Sept. 8	Florida
Sept. 13	Florida
Sept. 20	Florida
Sept. 27	Florida
Oct. 4	Florida
Oct. 11	Florida
Oct. 18	Alabama
Oct. 25	Florida
Nov. 1	Florida
Nov. 8	Florida
Nov. 15	Florida
Nov. 22	Florida
Nov. 29	Florida
Dec. 6	Alabama
National Champ	Alabama

2010	
Preseason	Alabama
Sept. 6	Alabama
Sept. 12	Alabama
Sept. 19	Alabama
Sept. 26	Alabama
Oct. 3	Alabama
Dec. 5	Auburn
National Champ	Auburn

2011	
Sept. 25	LSU
Oct. 2	LSU
Oct. 9	LSU
Oct. 16	LSU
Oct. 23	LSU
Oct. 30	LSU
Nov. 6	LSU
Nov. 13	LSU
Nov. 20	LSU
Nov. 27	LSU
Dec. 4	LSU
National Champ	Alabama

SEC TEAMS RANKED NO. 1 CONTINUED

2012

Sept. 4 Alabama
 Sept. 10 Alabama
 Sept. 17 Alabama
 Sept. 24 Alabama
 Oct. 1 Alabama
 Oct. 8 Alabama
 Oct. 15 Alabama
 Oct. 22 Alabama
 Oct. 29 Alabama
 Nov. 5 Alabama
 National Champ Alabama

2013

Preseason Alabama
 Sept. 1 Alabama
 Sept. 8 Alabama
 Sept. 15 Alabama
 Sept. 22 Alabama
 Sept. 29 Alabama
 Oct. 6 Alabama
 Oct. 13 Alabama
 Oct. 20 Alabama
 Oct. 27 Alabama
 Nov. 3 Alabama
 Nov. 10 Alabama
 Nov. 17 Alabama
 Nov. 24 Alabama

2014

Oct. 12 Mississippi State
 Oct. 19 Mississippi State
 Oct. 26 Mississippi State
 Nov. 2 Mississippi State
 Nov. 9 Mississippi State
 Nov. 30 Alabama
 Dec. 7 Alabama

2015

National Champ Alabama

2016

Preseason Alabama
 Sept. 6 Alabama
 Sept. 11 Alabama
 Sept. 18 Alabama
 Sept. 25 Alabama
 Oct. 2 Alabama
 Oct. 10 Alabama
 Oct. 16 Alabama
 Oct. 23 Alabama
 Oct. 30 Alabama
 Nov. 6 Alabama
 Nov. 13 Alabama
 Nov. 20 Alabama
 Nov. 27 Alabama
 Dec. 4 Alabama

UPI FINAL RANKINGS

1950

3. Tennessee
 7. Kentucky
 17. Alabama

1951

1. Tennessee
 5. Georgia Tech
 17. Kentucky

1952

2. Georgia Tech
 7. Ole Miss
 8. Tennessee
 9. Alabama
 20. Kentucky

1953

9. Georgia Tech
 11. Alabama
 15. Kentucky

1954

6. Ole Miss
 11. Georgia Tech

1955

7. Georgia Tech
 8. Auburn
 9. Ole Miss

1956

2. Tennessee
 4. Georgia Tech

1957

2. Auburn
 8. Ole Miss
 16. Tennessee

1958

1. LSU
 4. Auburn
 15. Florida

1959

2. Ole Miss
 3. LSU
 5. Georgia
 13. Alabama
 19. Auburn

1960

3. Ole Miss
 10. Alabama
 14. Auburn
 16. Florida
 19. Tennessee

1961

1. Alabama
 3. LSU
 5. Ole Miss
 13. Georgia Tech

1962

3. Ole Miss
 5. Alabama
 8. LSU
 11. Georgia Tech

1963

6. Auburn
 7. Ole Miss
 9. Alabama
 11. Mississippi State

1964

1. Alabama
 7. LSU
 20. Ole Miss

1965

4. Alabama
 7. Tennessee
 12. Florida
 14. LSU
 15. Georgia
 17. Ole Miss
 18. Kentucky

1966

3. Alabama
 4. Georgia
 11. Florida
 12. Ole Miss
 14. Tennessee

1967

2. Tennessee
 7. Alabama
 18. Georgia

1968

4. Georgia
 7. Tennessee
 12. Alabama

1969

7. LSU
 11. Tennessee
 13. Ole Miss
 15. Auburn
 17. Florida

1970

4. Tennessee
 6. LSU
 9. Auburn

1971

2. Alabama
 5. Auburn
 8. Georgia
 9. Tennessee
 10. LSU
 20. Ole Miss

UPI FINAL RANKINGS CONTINUED

1972

- 4. Alabama
- 7. Auburn
- 10. LSU
- 11. Tennessee

1973

- 1. Alabama
- 14. LSU
- 20. Florida

1974

- 2. Alabama
- 6. Auburn
- 12. Florida
- 15. Tennessee
- 17. Mississippi State

1975

- 3. Alabama
- 19. Georgia

1976

- 9. Alabama
- 10. Georgia
- 20. Kentucky

1977

- 2. Alabama

1978

- 2. Alabama
- 15. Georgia

1979

- 1. Alabama

1980

- 1. Georgia
- 6. Alabama
- 19. Florida

1981

- 5. Georgia
- 6. Alabama
- 17. Mississippi State

1982

- 4. Georgia
- 11. LSU
- 14. Auburn
- 17. Alabama

1983

- 3. Auburn
- 4. Georgia
- 6. Florida
- 12. Alabama

1984

- 7. Florida
- 14. Auburn
- 16. LSU
- 19. Kentucky

1985

- 4. Tennessee
- 14. Alabama
- 20. LSU

1986

- 8. Auburn
- 9. Alabama
- 11. LSU

1987

- 5. LSU
- 7. Auburn
- 13. Tennessee
- 14. Georgia

1988

- 7. Auburn
- 15. Georgia
- 17. Alabama

1989

- 5. Tennessee
- 6. Auburn
- 7. Alabama

1990

- 7. Tennessee
- 19. Auburn
- 23. Ole Miss

1991

- 5. Alabama
- 7. Florida
- 14. Tennessee
- 20. Georgia

1992

- 1. Alabama
- 8. Georgia
- 10. Florida
- 12. Tennessee
- 16. Ole Miss
- 25. Mississippi State

1993

- 4. Florida
- 12. Tennessee
- 13. Alabama

1994

- 5. Alabama
- 7. Florida
- 18. Tennessee
- 25. Mississippi State

1995

- 2. Florida
- 3. Tennessee
- 21. Auburn
- 25. LSU

Note: The AFCA poll was conducted by USA Today/CNN beginning in 1991.

Beginning in 1991, the UPI Poll was decided by a vote of sportswriters. The UPI poll was discontinued prior to the 1996 season.

USA TODAY COACHES' FINAL RANKINGS

1982

- 4. Georgia
- 11. LSU
- 16. Auburn
- 22. Alabama
- 25. Florida

1983

- 2. Auburn
- 4. Georgia
- 9. Florida
- 13. Alabama
- 17. Tennessee

1984

- 3. Florida
- 15. Auburn
- 19. Kentucky
- 23. Georgia

1985

- 4. Tennessee
- 5. Florida
- 12. Alabama
- 20. Auburn
- 21. LSU
- 24. Georgia

1986

- 7. Auburn
- 9. Alabama
- 10. LSU
- 23. Georgia

1987

- 6. LSU
- 7. Auburn
- 13. Georgia
- 14. Tennessee
- 25. Alabama

1988

- 9. Auburn
- 16. Georgia
- 17. Alabama
- 22. LSU

1989

- 5. Tennessee
- 6. Auburn
- 9. Alabama

1990

- 7. Tennessee
- 13. Florida
- 19. Auburn
- 21. Ole Miss

1991

- 5. Alabama
- 8. Florida
- 15. Tennessee
- 19. Georgia

1992

- 1. Alabama
- 8. Georgia
- 11. Florida
- 12. Tennessee
- 16. Ole Miss

1993

- 4. Florida
- 11. Tennessee
- 13. Alabama

1994

- 4. Alabama
- 7. Florida
- 18. Tennessee
- 25. Mississippi State

1995

- 2. Tennessee
- 3. Florida
- 21. Auburn
- 25. LSU

1996

- 1. Florida
- 9. Tennessee
- 11. Alabama
- 13. LSU
- 25. Auburn

1997

- 6. Florida
- 8. Tennessee
- 10. Georgia
- 11. Auburn
- 13. LSU
- 22. Ole Miss

1998

- 1. Tennessee
- 6. Florida
- 14. Georgia
- 17. Arkansas

1999

- 8. Alabama
- 9. Tennessee
- 12. Mississippi State
- 14. Florida
- 16. Georgia
- 19. Arkansas
- 22. Ole Miss

2000

- 11. Florida
- 17. Georgia
- 20. Auburn
- 21. South Carolina
- 22. Mississippi State
- 25. Tennessee

2001

- 3. Florida
- 4. Tennessee
- 8. LSU
- 13. South Carolina
- 25. Georgia

2002

- 3. Georgia
- 16. Auburn
- 24. Florida

2003

- 1. LSU
- 6. Georgia
- 14. Ole Miss
- 16. Tennessee
- 25. Florida

2004

- 2. Auburn
- 6. Georgia
- 15. Tennessee
- 16. LSU
- 25. Florida

2005

- 5. LSU
- 8. Alabama
- 10. Georgia
- 14. Auburn
- 16. Florida

2006

- 1. Florida
- 3. LSU
- 8. Auburn
- 16. Arkansas
- 23. Tennessee

2007

- 1. LSU
- 3. Georgia
- 12. Tennessee
- 14. Auburn
- 16. Florida

2008

- 1. Florida
- 6. Alabama
- 10. Georgia
- 15. Ole Miss

2009

- 1. Alabama
- 3. Florida
- 17. LSU
- 21. Ole Miss

2010

- 1. Auburn
- 8. LSU
- 11. Alabama
- 12. Arkansas
- 17. Mississippi State
- 22. South Carolina

2011

- 1. Alabama
- 2. LSU
- 5. Arkansas
- 8. South Carolina
- 20. Georgia

2012

- 1. Alabama
- 4. Georgia
- 5. Texas A&M
- 7. South Carolina
- 10. Florida
- 12. LSU
- 20. Vanderbilt

2013

- 2. Auburn
- 4. South Carolina
- 5. Missouri
- 8. Alabama
- 14. LSU
- 18. Texas A&M
- 23. Vanderbilt

2014

- 4. Alabama
- 9. Georgia
- 11. Missouri
- 12. Mississippi State
- 19. Ole Miss
- 23. Auburn

2015

- 1. Alabama
- 9. Ole Miss
- 17. LSU
- 23. Tennessee
- 24. Georgia
- 25. Florida

2016

- 2. Alabama
- 13. Florida
- 14. LSU
- 22. Auburn
- 24. Tennessee

RIGHT NOW, YOU'RE WATCHING THIS HERE:




FPS 60.000 SHUTTER 180.0

E1800 ND 0.648 +2.0CC



STREAMING LIVE 

 SECNetwork.com/Now



FAMILY. FOOD. FOOTBALL.

SATURDAYS
10AM/ET



STREAMING
LIVE 



TIM
TEBOW

PAUL
FINEBAUM

LAURA
RUTLEDGE

MARCUS
SPEARS