



R

2017 RUTGERS FOOTBALL MEDIA GUIDE



UNIVERSITY INFORMATION

Location.....	New Brunswick, N.J.
Founded.....	1766
Enrollment.....	67,000
President.....	Robert L. Barchi
Director of Athletics.....	Patrick Hobbs
Nickname.....	Scarlet Knights
Color.....	Scarlet
Conference.....	Big Ten
Mascot.....	Scarlet Knight
Ticket Office.....	866-445-GORU
Website.....	scarletknights.com

TEAM HISTORY

First Year of Football.....	1869
All-Time Bowl Record.....	6-4
All-Americans.....	70
College Football Hall of Famers.....	6

2016 INFORMATION

Offense.....	Spread
Defense.....	4-3
2016 Record.....	2-10
Starters Returning.....	17
(6 offense, 8 defense, 3 specialists)	
Starters Lost.....	9
(6 offense, 3 defense, 0 specialist)	

COACHING INFORMATION

Head Coach.....	Chris Ash, Drake, '96
Overall Record.....	2-10 (One season)
Record at Rutgers.....	Same
Offensive Coordinator/QBs.....	Jerry Kill
Defensive Coordinator.....	Jay Niemann
Special Teams/TEs.....	Vince Okruch
Co-Defensive Coord./DBs.....	Bill Busch
Cornerbacks.....	Henry Baker
Assistant Head Coach/OL.....	AJ Blazek
Defensive Line.....	Shane Burnham
Running Backs.....	Lester Erb
Wide Receivers.....	Jafar Williams
Strength and Conditioning.....	Kenny Parker
Defensive Asst.....	Collin Bauer
Offensive Asst.....	David Galante
Offensive Asst.....	Mark Rosenbaum
Defensive Asst.....	Anthony Van Curen
Special Teams QC.....	Rocco DiMeo
Offensive QC.....	Scotty O'Hara
Offensive QC.....	Jordan Salkin
Defensive QC.....	Adam Weber

STADIUM INFORMATION

Stadium.....	High Point Solutions
Capacity.....	52,454
Surface.....	FieldTurf
Largest Crowd.....	53,774
.....	vs. Penn State, 2014

2017 SCHEDULE

Sept. 1.....	Washington
Sept. 9.....	Morgan State
Sept. 16.....	Eastern Michigan
Sept. 23.....	at Nebraska*
Sept. 30.....	Ohio State*
Oct. 14.....	at Illinois*
Oct. 21.....	Purdue*
Oct. 28.....	at Michigan*
Nov. 4.....	Maryland* (Yankee Stadium)
Nov. 11.....	at Penn State*
Nov. 18.....	at Indiana*
Nov. 25.....	Michigan State*

2018 SCHEDULE

Sept. 1.....	Texas State
Sept. 8.....	at Ohio State*
Sept. 15.....	at Kansas
Sept. 22.....	Buffalo
Sept. 29.....	Indiana*
Oct. 6.....	Illinois*
Oct. 13.....	at Maryland*
Oct. 20.....	Northwestern*
Nov. 3.....	at Wisconsin*
Nov. 10.....	Michigan*
Nov. 17.....	Penn State*
Nov. 24.....	at Michigan State*

2019 Schedule

Aug. 31.....	Massachusetts
Sept. 7.....	at Iowa*
Sept. 21.....	Boston College
Sept. 28.....	at Michigan*
Oct. 5.....	Maryland*
Oct. 12.....	at Indiana*
Oct. 19.....	Minnesota*
Oct. 26.....	Liberty
Nov. 2.....	at Illinois*
Nov. 16.....	Ohio State*
Nov. 23.....	Michigan State*
Nov. 30.....	at Penn State*

*- Big Ten

The 2017 Rutgers Football Media Guide was published by the Office of Athletic Communications.

CREDITS

Editors: Hasim Phillips, Jimmy Gill, Brady Derechailo
 Design: Andrew Kulihiin
 Editorial Assistance: Kevin Lorincz, Stephanie Mamakas, Jordan Ozer, Kim Zivkovich, Owen Sammarone.

PHOTO CREDITS

The photographs featured in this publication provided courtesy of: Ben Solomon, Carl Harris, Austin Koon, Andrew Kulihiin, Will Schneekloth, Maddie Meyer, Mitch Leff, Alex Goodlett, Christopher Gregory, Patti Banks, New England Patriots/Keith Nordstrom, Kareem Elgazzar/Cincinnati Enquirer, Jim O'Connor, Tom Ciszek, Larry Levanti, Don Schwartz, Nick Romanenko, Todd Drexler.

Special thanks to the PR offices and photographers for the NFL photographs.

SOCIAL MEDIA

Twitter..... @RFootball
 Facebook..... /RFootballShow
 Instagram..... @RFootball
 Snapchat..... ru10strng

TABLE OF CONTENTS



THIS IS RUTGERS

Battaglia Football Practice Complex ...	4
-----------------------------------------	---

SCARLET KNIGHTS

Alphabetical Roster	6
Numerical Roster	8
Pronunciation Guide.....	8

COACHING STAFF

Chris Ash - Head Coach.....	10
Coaching Staff.....	12

2017 OUTLOOK

Washington	14
Eastern Michigan	14
Morgan State.....	15
Nebraska.....	15
Ohio State.....	16
Illinois	16
Purdue	17
Michigan.....	17
Maryland	18
Penn State	18
Indiana.....	19
Michigan State.....	19
Big Ten Conference.....	20

2016 REVIEW

Washington	24
Howard	24
New Mexico	25
Iowa.....	25
Ohio State.....	26
Michigan.....	26
Illinois	27
Minnesota	27
Indiana.....	28
Michigan State.....	28
Penn State	29
Maryland	29
Game-By-Game Starters	30
2016 Statistics.....	31

RUTGERS UNIVERSITY

Robert L. Barchi - President.....	44
Patrick Hobbs - Dir. of Athletics	46
Athletic Administration.....	48

RECORDS & RESULTS

Rushing Records	50
Receiving Records.....	57
Passing Records.....	62
Defensive Records	66
Special Teams Records.....	68
Total Offensive Records	70
Year-By-Year Leaders	71
Year-By-Year Statistics.....	74
All-Time Coaching Records	76
Stadium Records.....	78
Conference Series.....	80
Opponent Series.....	81
All-Time Results.....	88

HISTORY & TRADITION

The First Football Game	98
Birthplace of College Football.	99
College Football Hall of Fame	102
All-Americans	104
All-East Selections	108
All-Conference Selections.....	110
Knights in the NFL.....	111
Knights in the Super Bowl.....	114
Rutgers Football Hall of Fame	115
Letterwinners	116
Bowl History	125
Award Winners.....	130

MEDIA INFORMATION

Media Policies	132
Media Outlets.....	134
Area Directory	136
Directions	137
Rutgers on Television.....	138
Communications Contacts.....	140

RUTGERS ANNOUNCES IMPROVEMENTS TO FOOTBALL PRACTICE FIELDS



PISCATAWAY, N.J. - As part of the "R Big Ten Build" targeted campaign, Rutgers Athletics announced its plan for a complete, top-to-bottom renovation of the existing football practice field complex. The project, slated to begin in the spring and completed on Aug. 1, 2017, was made possible through a generous gift from Jeff and Amy Towers.

"We are very grateful to the Towers family for their tremendous support of Rutgers Athletics and our football program," said Director of Athletics Pat Hobbs. "Their gift will dramatically improve the quality of our practice facility. It will also be a great asset as we recruit the nation's best and continue to make strides towards building Rutgers into a championship contender in the Big Ten."

"Rutgers athletes deserve no less than the best in facilities when preparing to compete for championships in the best athletic conference in America and on the country's biggest stage," said Jeff and Amy Towers. "This best-in-class football practice complex will help recruit and develop Rutgers football players to do just that for many years to come."

The facility will be named after Marco Battaglia, who was one of the most decorated student-athletes in program history. A consensus All-American, Battaglia concluded his career ranked first in the RU record book amongst tight ends in reception yards (2,221), receptions (171), touchdowns (16) and 100-yard games (seven). As a senior captain in 1995, Battaglia was a unanimous first team All-American and led the nation's tight ends with 69 catches for 894 yards and 10 touchdowns en route to Big East Offensive Player of the Year accolades. The Queens, New York, native was selected in the second round (39th overall) of the 1996 NFL Draft by the Cincinnati Bengals, where he played from 1996 to 2001. Battaglia went on to enjoy an eight-year career in the NFL.

The upgraded practice complex will feature two new grass fields; complete with rebuilt drainage and a new irrigation system as well as a state-of-the-art LED lighting system.

"This practice complex will be one of the best in college football," said Rutgers head football coach Chris Ash. "This new facility will help with player safety, player development and our efforts in recruiting. These improvements demonstrate Rutgers' commitment to building a first-class football program in the best conference in the country."

New football goal posts and two permanent film towers will be constructed in the complex along with a new video board, two scoreboards and six game clocks. A 3,000 square foot storage unit, new maintenance equipment and permanent restrooms are also included in the upgrades.

In addition to the functional improvements, the practice complex will also undergo several aesthetic changes, including a new entranceway, fencing around the perimeter and redesigned landscaping throughout the facility.

"R Big Ten Build," a targeted campaign to raise \$100 million for new or upgraded facilities, was launched on Jan. 20. Phase I, created in collaboration with the University Physical Master Plan, includes three projects: The RWJBarnabas Health Athletic Performance Center, a Lacrosse and Soccer Training Complex and a Football Training Complex/Expansion of the Hale Center.



PART

I

THE SCARLET KNIGHTS

2017 ALPHABETICAL ROSTER

No.	Name	Pos.	Cl.	Flig.	Ht.	Wt.	Hometown/High School (Previous School)
12	Zach Allen	QB	Sr.	5th-Sr.	6-3	212	Temple, Texas/Temple (TCU)
96	Ryan Anderson	P	Sr.	5th-Sr.	6-1	203	DeWitt, Mich./DeWitt (Olivet College)
44	Max Anthony	RB	Jr.	So.	6-0	240	Albany, N.Y./Christian Brothers Academy (Phillips Academy)
19	Troy Anthony	QB	Sr.	5th-Sr.	6-2	215	Albany, N.Y./Christian Brothers Academy (Hobart)
71	Marcus Applefield	OL	Sr.	Jr.	6-5	308	Weeki Wachee, Fla./Weeki Wachee
10	Blessuan Austin	DB	Jr.	Jr.	6-1	195	Queens, N.Y./Campus Magnet (Milford Academy)
23	Dacoven Bailey	WR	So.	So.	5-10	205	Pilot Point, Texas/Pilot Point
20	Elijah Barnwell	RB	Fr.	Fr.	5-11	205	Piscataway, N.J./Piscataway
33	Tim Barrow	DB	Fr.	Fr.	5-11	185	Staten Island, N.Y./Tottenville
95	Jon Bateky	DL	Jr.	Jr.	6-3	300	Boyd's, Md./Poolesville
56	Rashawn Battle	LB	So.	R-Fr.	6-1	235	Grentown, Pa./Wallenpaupack
51	Jamaal Beaty	OL	Fr.	Fr.	6-2	291	Cliffwood, N.J./St. John Vianney
25	Raheem Blackshear	RB	Fr.	Fr.	5-9	185	Warminster, Pa./Archbishop Wood Catholic
83	Rashad Blunt	WR	Jr.	So.	6-1	195	St. John's, Fla./Creekside
9	Kyle Bolin	QB	Sr.	5th-Sr.	6-2	212	Lexington, Ky./Lexington Catholic (Louisville)
98	David Bonagura	PK	Sr.	5th-Sr.	6-0	230	Franklin Lakes, N.J./Ramapo
53	Brendan Bordner	DL	Fr.	Fr.	6-4	280	Columbus, Ohio/Hilliard Bradley
50	Owen Bowles	OL	Fr.	Fr.	6-4	291	Galloway, N.J./Cedar Creek
38	Jim Brady	RB	So.	R-Fr.	6-1	237	Egg Harbor, N.J./St. Augustine Prep
12	Juwuan Briscoe	DB	Jr.	Jr.	5-11	199	Waldorf, Md./Thomas Stone (Georgia)
37	Zane Campbell	DB	Sr.	5th-Sr.	6-1	194	Delran, N.J./Delran (Wesley College)
27	McDerby Ceneus	RB	So.	R-Fr.	5-8	190	West Orange, N.J./West Orange (William Paterson)
94	Michael Cintron	P	Sr.	Jr.	6-3	222	Piscataway, N.J./St. Joseph's (Metuchen)
56	Micah Clark	OL	Fr.	Fr.	6-4	289	Cliffwood, N.J./St. John Vianney
65	Tariq Cole	OL	Sr.	Jr.	6-6	320	Long Beach, N.Y./Long Beach
95	Justin Davidovicz	PK	Fr.	Fr.	5-9	177	Bridgewater, N.J./Bridgewater-Raritan
59	Darnell Davis Jr.	DL	Sr.	5th-Sr.	6-2	247	Union, N.J./Avon Old Farms
34	Parker Day	DB	Fr.	Fr.	5-8	187	Toms River, N.J./Toms River North
40	Brendan DeVera	RB	Fr.	Fr.	6-0	242	Monticello, N.Y./Wayne Hills
21	Ross Douglas	LB	Sr.	5th-Sr.	5-10	205	Avon, Ohio/Avon (Michigan)
57	Jaohne Duggan	DL	Fr.	Fr.	6-1	292	Bethlehem, Pa./Liberty
13	Gus Edwards	RB	Sr.	5th-Sr.	6-1	235	Staten Island, N.Y./Tottenville (Miami [Fla.]])
3	Olakunle Fatukasi	LB	Fr.	Fr.	6-1	230	Far Rockaway, N.Y./Grand Street Campus
8	Tyshon Fogg	LB	Fr.	Fr.	6-1	240	Baltimore, Md./Calvert Hall
16	Jelani Ray Garvin	WR	So.	So.	5-8	175	Allendale, N.J./Northern Highlands
1	Janarion Grant	WR	Sr.	5th-Sr.	5-10	178	Tribby, Fla./Pasco
17	K.J. Gray	DB	So.	So.	6-1	205	Newark, N.J./St. Peter's Prep
86	Nakia Griffin-Stewart	TE	Jr.	So.	6-5	255	Tenafly, N.J./Tenafly
93	Jason Griggs	DL	So.	R-Fr.	6-1	282	Highland Park, N.J./Highland Park (Wesley College)
99	Gavin Haggerty	P	Jr.	So.	5-8	180	Montvale, N.J./St. Joseph's [Montvale]
9	Saquan Hampton	DB	Sr.	Jr.	6-1	207	Hamilton, N.J./Nottingham
3	Jawuan Harris	WR	Jr.	So.	5-9	190	Pembroke Pines, Fla./St. Thomas Aquinas
97	Andrew Harte	PK	Sr.	5th-Sr.	6-0	190	Downers Grove, Ill./Montini Catholic (Minnesota)
82	Hunter Hayek	WR	Fr.	Fr.	5-9	170	Wayne, N.J./Wayne Hills
81	Tyler Hayek	WR	Fr.	Fr.	6-3	190	Wayne, N.J./Wayne Hills
22	Damon Hayes	DB	So.	So.	6-1	198	Upper Marlboro, Md./Dr. Henry A. Wise
79	Zack Heeman	OL	Sr.	Jr.	6-7	308	Budd Lake, N.J./Mount Olive
2	Kiy Hester	DB	Sr.	Jr.	6-0	208	Plainfield, N.J./DePaul Catholic (Miami [Fla.]])
8	Josh Hicks	RB	Sr.	Sr.	5-10	210	Palmetto, Fla./Palmetto
98	Jimmy Hogan	DL	Sr.	Jr.	6-4	265	Wyckoff, N.J./Ramapo
74	Sam Howson	OL	So.	R-Fr.	6-4	292	Sparta, N.J./Pope John XXIII
6	Mohamed Jabbie	WR	So.	R-Fr.	5-11	197	Monmouth Junction, N.J./South Brunswick
73	Jonah Jackson	OL	Jr.	So.	6-4	299	Media, Pa./Penncrest
24	Naijee Jones	DB	Fr.	Fr.	5-11	195	Erial, N.J./Timber Creek
15	Shameen Jones	WR	Fr.	Fr.	6-1	175	Bronx, N.Y./Cardinal Hayes
51	Sebastian Joseph	DL	Sr.	5th-Sr.	6-4	305	Stroudsburg, Pa./Stroudsburg
66	Nick Krimin	OL	So.	R-Fr.	6-5	308	South Amboy, N.J./St. Joseph's [Metuchen]

SCARLET KNIGHTS




No.	Name	Pos.	Cl.	Elig.	Ht.	Wt.	Hometown/High School (Previous School)
11	Johnathan Lewis	QB	Fr.	Fr.	6-3	240	East Orange, N.J./St. Peter's Prep
61	Mike Lonsdorf	OL	So.	R-Fr.	6-6	300	Bound Brook, N.J./Immaculata
31	Edwin Lopez	DB	Fr.	Fr.	5-11	175	Camden, N.J./Woodrow Wilson
85	Alan Lucy	LS	Sr.	Sr.	6-0	218	Dinwiddie, Va./Dinwiddie
7	Florm Lumor	DL	So.	R-Fr.	6-3	245	Piscataway, N.J./Piscataway (Milford Academy)
44	Tyreek Maddox-Williams	LB	So.	So.	6-0	232	Erial, N.J./Timber Creek
55	Michael Maletti	OL	So.	R-Fr.	6-1	292	West Orange, N.J./Don Bosco Prep
14	Solomon Manning	DL	So.	R-Fr.	6-1	241	Colonia, N.J./Colonia
27	Kobe Marfo	DB	Jr.	Jr.	5-10	190	Alexandria, Va./Hayfield (Reedley College)
35	Eric Margolis	LB	Sr.	Jr.	6-3	240	New City, N.Y./Clarkstown South
7	Robert Martin	RB	Sr.	Sr.	5-11	212	Harrisburg, Pa./Harrisburg
91	Tijuan Mason	DL	Fr.	Fr.	6-5	225	Memphis, Tenn./Trezevant
46	Davante McDuffie	DB	Sr.	Sr.	6-0	198	Linden, N.J./Bergen Catholic (West Virginia Wesleyan)
18	Bo Melton	WR	Fr.	Fr.	5-11	185	Mays Landing, N.J./Cedar Creek
60	Dorian Miller	OL	Sr.	5th-Sr.	6-2	300	Metuchen, N.J./Metuchen
57	Zach Misoe	OL	Fr.	Fr.	6-3	285	Bridgewater, N.J./Bridgewater-Raritan
2	Ahmir Mitchell	WR	So.	R-Fr.	6-3	206	Egg Harbor City, N.J./Cedar Creek (Michigan)
5	Damon Mitchell	WR	Sr.	5th-Sr.	6-2	213	Egg Harbor City, N.J./Cedar Creek (Arkansas)
15	Trevor Morris	LB	Jr.	Jr.	6-1	232	King of Prussia, Pa./Malvern Prep
84	Cole Murphy	WR	Jr.	Jr.	6-1	201	Olathe, Kan./Olathe North (Coffeyville CC)
12	Myles Nash	TE	Sr.	5th-Sr.	6-5	257	Sicklerville, N.J./Timber Creek
14	Rob Nittolo	QB	Sr.	Jr.	6-0	216	Hillsborough, N.J./Hillsborough (S. Conn. State)
63	Jim Onulak	OL	So.	R-Fr.	6-2	282	Belmar, N.J./Trinity Pawling School
26	CJ Onyechi	LB	Fr.	Fr.	6-0	231	West Orange, N.J./West Orange
96	Willington Previlon	DL	Jr.	So.	6-5	290	Orange, N.J./Orange
80	Nixon Provillon	WR	Sr.	5th-Sr.	6-2	202	Irvington, N.J./Newark Vo-Tech (Cheney)
28	Aslan Pugh	RB	So.	R-Fr.	6-0	215	Wilmington, Del./Wilmington Charter
64	Skiy Pyrame	OL	Jr.	So.	6-1	270	Queens, N.Y./Christ the King
17	Giovanni Rescigno	QB	Sr.	Jr.	6-3	228	Macomb Township, Mich./De La Salle
6	Deonte Roberts	LB	Jr.	Jr.	6-1	235	Brooklyn, N.Y./Erasmus Hall
55	Austin Rosa	LB	Jr.	So.	5-10	220	Reading, Pa./Wilson West Lawn
49	Brandon Russell	LB	Sr.	Jr.	6-0	235	Pembroke Pines, Fla./University
54	Kamaal Seymour	OL	Jr.	So.	6-6	312	Brooklyn, N.Y./Grand Street Campus
25	Syhiem Simmons	LB	Fr.	Fr.	5-11	214	Jersey City, N.J./George Washington Carver (Ala.)
4	Trey Sneed	RB	So.	So.	5-10	214	Orange Park, Fla./Fleming Island
24	Charles Snorweah	RB	Jr.	So.	5-10	178	Levittown, Pa./Pennsbury
62	Matthew Sportelli	LS	So.	R-Fr.	6-1	253	Wayne, N.J./Wayne Hills
29	Lawrence Stevens	DB	So.	R-Fr.	5-8	190	Lawrenceville, N.J./Don Bosco Prep
72	Manny Taylor	OL	Jr.	So.	6-5	300	Philadelphia, Pa./Roman Catholic
87	Prince Taylor	WR	So.	R-Fr.	5-10	195	Hackensack, N.J./Hackensack [Utica]
36	T.J. Taylor	LB	Sr.	5th-Sr.	6-3	221	Kendall Park, N.J./South Brunswick
58	Kemoko Turay	DL	Sr.	5th-Sr.	6-5	252	Newark, N.J./Barringer
50	Julius Turner	DL	So.	R-Fr.	6-0	282	Meridian, Miss./Meridian
97	Mike Tverdov	DL	Fr.	Fr.	6-4	252	Union, N.J./Union
75	Zach Venesky	OL	Jr.	So.	6-3	300	Peckville, Pa./Valley View
89	Travis Vokolek	TE	Fr.	Fr.	6-6	235	Springfield, Mo./Kickapoo
77	Sam Vretman	OL	Fr.	Fr.	6-6	305	Upplands Vasby, Sweden/Cheshire Academy (Conn.)
88	Jerome Washington	TE	Jr.	Jr.	6-4	258	Elizabeth, N.J./Mercer County CC (Miami [Fla.])
11	Isaiah Wharton	DB	Sr.	Jr.	6-1	205	Kissimmee, Fla./Gateway
92	Eric Wiafe	DL	Sr.	Jr.	6-5	290	Egg Harbor Twp., N.J./Egg Harbor Twp. (Milford Academy)
99	Kevin Wilkins	DL	Sr.	Jr.	6-2	306	Mahwah, N.J./St. Joseph's [Montvale]
38	Nyhsere Woodson	WR	Fr.	Fr.	5-10	201	Trenton, N.J./Pennington School
10	Everett Wormley	WR	Fr.	Fr.	6-0	198	Burlington, N.J./Burlington Twp.
16	Tommy Wyatt	QB	So.	R-Fr.	6-3	206	Pine Hills, N.J./Oberbrook (Temple)
58	Charles Zarzecki	OL	Fr.	Fr.	6-7	345	Boonton, N.J./Boonton

2017 NUMERICAL ROSTER

#	Name	Pos.	#	Name	Pos.	#	Name	Pos.
1	Janarion Grant	WR	24	Najjee Jones	DB	61	Mike Lonsdorf	OL
2	Kiy Hester	DB	24	Charles Snorweah	RB	62	Matthew Sportelli	LS
2	Ahmir Mitchell	WR	25	Raheem Blackshear	RB	63	Jim Onulak	OL
3	Olakunle Fatukasi	LB	25	Syhiem Simmons	LB	64	Skiy Pyrame	OL
3	Jawuan Harris	WR	26	Ci Onyechi	LB	65	Tariq Cole	OL
4	Trey Sneed	RB	27	McDerby Ceneus	RB	66	Nick Krimin	OL
5	Damon Mitchell	WR	27	Kobe Marfo	DB	71	Marcus Applefield	OL
6	Mohamed Jabбие	WR	28	Aslan Pugh	RB	72	Manny Taylor	OL
6	Deonte Roberts	LB	29	Lawrence Stevens	DB	73	Jonah Jackson	OL
7	Elorm Lumor	DL	31	Edwin Lopez	DB	74	Sam Howson	OL
7	Robert Martin	RB	33	Tim Barrow	DB	75	Zach Venesky	OL
8	Tyshon Fogg	LB	34	Parker Day	DB	77	Sam Vretman	OL
8	Josh Hicks	RB	35	Eric Margolis	LB	79	Zack Heeman	OL
9	Kyle Bolin	QB	36	T.J. Taylor	LB	80	Nixon Provillon	WR
9	Saquan Hampton	DB	37	Zane Campbell	DB	81	Tyler Hayek	WR
10	Blessuan Austin	DB	38	Jim Brady	WR	82	Hunter Hayek	WR
10	Everett Wormley	WR	38	Nyhsere Woodson	RB	83	Rashad Blunt	WR
11	Johnathan Lewis	QB	40	Brendan DeVera	RB	84	Cole Murphy	WR
11	Isaiah Wharton	DB	44	Max Anthony	RB	85	Alan Lucy	LS
12	Zach Allen	QB	44	Tyreek Maddox-Williams	LB	86	Nakia Griffin-Stewart	TE
12	Juwuan Briscoe	DB	46	Davante McDuffie	DB	87	Prince Taylor	WR
12	Myles Nash	TE	49	Brandon Russell	LB	88	Jerome Washington	TE
13	Gus Edwards	RB	50	Owen Bowles	OL	89	Travis Vokolek	TE
14	Solomon Manning	DL	50	Julius Turner	DL	91	Tijuan Mason	DL
14	Rob Nittolo	QB	51	Jamaal Beaty	OL	92	Eric Wiafe	DL
15	Shameen Jones	WR	51	Sebastian Joseph	DL	93	Jason Griggs	DL
15	Trevor Morris	LB	53	Brendan Bordner	DL	94	Michael Cintron	P
16	Jelani Ray Garvin	WR	54	Kamaal Seymour	OL	95	Jon Bateky	DL
16	Tommy Wyatt	QB	55	Michael Maietti	OL	95	Justin Davidovicz	PK
17	K.J. Gray	DB	55	Austin Rosa	LB	96	Ryan Anderson	P
17	Giovanni Rescigno	QB	56	Rashawn Battle	LB	96	Willington Previlon	DL
18	Bo Melton	WR	56	Micah Clark	OL	97	Andrew Harte	PK
19	Troy Anthony	QB	57	Jaohne Duggan	DL	97	Mike Tverdov	DL
20	Elijah Barnwell	RB	57	Zach Miseo	OL	98	David Bonadura	PK
21	Ross Douglas	LB	58	Kemoko Turay	DL	98	Jimmy Hogan	DL
22	Damon Hayes	DB	58	Charles Zarzecki	OL	99	Gavin Haggerty	P
23	Dacoven Bailey	WR	59	Darnell Davis Jr.	DL	99	Kevin Wilkins	DL
			60	Dorian Miller	OL			

PRONUNCIATION GUIDE

Blessuan Austin	BLESS-awn
Jon Bateky	Ba-te-key
George Behr	Bear
Rashad Blunt	ruh-SHAHD
Tariq Cole	Tar-eeek
Nakia Griffin-Stewart	nuh-KFEE-uh
Saquan Hampton	Say-quan
Jawuan Harris	juh-WHAN
Elorm Lumor	elum lu-more
Willington Previlon	PREV-ih-lahn
Skiy Pyrame	Sky Pee-RAHM
Giovanni Rescigno	Resh-sheen-yo
Deonte Roberts	dee-ahn-tay
Kamaal Seymour	kuh-MALL
Charles Snorweah	snore-way
Kemoko Turay	Ka-mo-ko Tur-ay
Zach Venesky	vuh-NESS-key
Eric Wiafe	Wayf



PART

III

COACHING STAFF



CHRIS ASH

HEAD COACH • SECOND SEASON

Chris Ash took over the helm of the Rutgers football program, his first season as a head coach in 2016, culminating a nearly 20-year career as an assistant coach.

A coach with a national championship pedigree, Ash enjoyed a decorated and accomplished career prior to arriving "On the Banks," including five years in the Big Ten Conference (four as a defensive coordinator) with four Big Ten championships.

An accomplished and decorated coach, Ash built a reputation as a relentless and tireless worker throughout his various stops. Upon becoming the 30th head coach in the 147-year history at the Birthplace of College Football, Ash made clear his vision for the Scarlet Knights program - "I want to build a first-class program here, a program that the University, the State of New Jersey, high school coaches and high school players can be proud to say that this program is theirs and they want to come here and be a part of it."

Ash has embarked on outlining the plans to complete that vision, which includes a mission to create an environment to develop student-athletes mentally, physically and spiritually to reach their full potential and to be successful in life after football.

In his previous post before Rutgers, Ash served as co-defensive coordinator and safeties coach at Ohio State and helped lead the Buckeyes to the 2014 national championship.

In his five seasons as a defensive coordinator, Ash pioneered four groups ranked in the top 25 statistically, including a top-10 defensive unit in 2015. As the defense coordinator at Wisconsin in 2011 and 2012, the Badgers put together back-to-back seasons ranked 15th overall in total defense. The 2011 squad was 13th in scoring defense while the 2012 team turned in a 17th-place ranking.

Ash was hired by Ohio State head coach Urban Meyer in January 2014 to improve a Buckeye defense that placed 112th in pass defense and 47th in total defense in 2013. In his first season, OSU's defense ranked 19th nationally in total defense and 29th in pass defense. The Buckeyes also ranked fourth in the country with 24 interceptions en route to Big Ten, Sugar Bowl and national championships.

In 2015, the Ohio State defense continued its strides under Ash, ranking second in scoring defense nationally and ninth-best in total defense. The Buckeyes earned a berth in the Fiesta Bowl, finishing the season with a 12-1 record after defeating Notre Dame in the bowl game.

The 2016 NFL Draft saw numerous players from Ash's defensive unit selected, including the first overall defensive player in Joey Bosa, who was picked third by the San Diego Chargers. In all, the draft featured six defensive players taken from Ohio State with three in the first round.

Prior to taking over the OSU defense, Ash held the defensive coordinator post and coached the secondary at the University of Arkansas in the Southeastern Conference in 2013 under head coach Bret Bielema. He helped improve Arkansas' pass defense in his one season in Fayetteville, with the Razorbacks' defense finishing 72nd nationally in passing yards allowed after ranking 113th in 2012.

Ash was first promoted to the defensive coordinator role in the Big Ten while at the University of Wisconsin, where he spent three seasons with the Badgers. His 2011 defense led the Big Ten (conference games only) in total defense and pass defense efficiency, and it ranked fourth nationally in fewest passing yards allowed (163.6), 13th in scoring (19.0) and 15th in total defense (316.4). In 2012, the UW defense ranked 15th nationally in total defense (322.5), 17th in scoring (19.1), 18th in fewest passing yards allowed (193.6), 22nd in pass efficiency and 24th against the run (128.9).

Ash began his coaching career as a defensive graduate assistant at his alma mater, Drake University, in 1997. He was promoted to defensive coordinator for the next two seasons before moving on to Iowa State University in 2000. Ash spent eight seasons over two different stints in Ames, including the 2009 season, during which current Texas head coach Tom Herman was also on the staff. Ash progressed from graduate assistant with the Cyclones in 2000-01 to defensive backs coach for a total of six seasons.

Ash spent the 2007 and 2008 seasons at San Diego State University as the defensive backs coach and recruiting coordinator under head coach and College Football Hall of Fame inductee Chuck Long.

Ash has produced numerous instructional videos, including a three-video series -- "Aggressive 4-3 Defense" -- that includes shutting down the passing game and stuffing the run segments. He has coached 34 different players that have gone on to sign NFL contracts.

A native of Ottumwa, Iowa, Ash earned his undergraduate degree from Drake in 1996, and was a two-time letterwinner at defensive back for the Bulldogs. He is one of three from that era of Drake football who became a FBS head coach, joining Dave Doeren (NC State) and Charlie Partridge (formerly with Florida Atlantic). Ash completed his master's degree in education from Iowa State in 2005.

Ash and his wife, Doreen, are the parents of a son, Brady and daughter, Alexis. Ash also has a son, Tanner, and a daughter, Jacey.

HEAD COACH CHRIS ASH



THE ASH FILE

Hometown: Ottumwa, Iowa
Alma Mater: Drake, 1996
Master's Degree: Iowa State, 2005
Wife: Doreen
Children: Sons, Tanner and Brady; Daughters, Jacey and Alexis

THE ROAD TO RU

Rutgers

2016-Present: Head Coach

Ohio State

2014-15: Co-Defensive Coordinator/Safeties

Arkansas

2013: Defensive Coordinator/Secondary

Wisconsin

2011-12: Defensive Coordinator/Defensive Backs

2010: Defensive Backs

Iowa State

2009: Defensive Backs/Recruiting Coordinator

2006: Defensive Backs/Recruiting Coordinator

2002-05: Defensive Backs

2000-01: GA - Defense

San Diego State

2007-08: Defensive Backs/Recruiting Coordinator

Drake

1998-99: Defensive Coordinator

1997: Graduate Assistant

BOWL GAMES AS COACH (12)

2016 Fiesta Bowl*
2015 National Championship Game*
2015 Sugar Bowl*
2012 Rose Bowl
2011 Rose Bowl
2010 Rose Bowl
2009 Insight Bowl*
2005 Houston Bowl
2004 Independence Bowl*
2002 Humanitarian Bowl
2001 Independence Bowl
2000 Insight Bowl*
* Denotes win

BIG TEN CHAMPIONSHIPS (4)

2010 Wisconsin
2011 Wisconsin
2012 Wisconsin
2014 Ohio State

PLAYING CAREER

Two-time letterwinner at defensive back for the Drake Bulldogs.

WHAT THEY'RE SAYING...

"Chris Ash is absolutely the right coach at the right time for Rutgers football. He brings with him a national reputation for his coaching and recruiting abilities and, more importantly, for his character and leadership. We could not be more excited to welcome Chris and his family to our Rutgers family."
- Patrick Hobbs, Rutgers Director of Athletics

"Chris Ash has a proven track record in the Big Ten and has earned the respect and praise of his student-athletes, his colleagues and his opponents. He is committed to excellence on the playing field and in the classroom, and he is a disciplined, detailed and focused leader. I am thrilled that Chris will lead our football program as we begin a new chapter in our athletics' history."
- Robert Barchi, Rutgers University President

"I would like to congratulate Chris Ash on becoming the head coach at Rutgers University and, at the same time, truly thank him for the excellent coaching, mentoring and teaching he has provided this football program over the last two seasons. Chris is an outstanding young man; a really fine coach and an exceptional husband and father. I am happy for the opportunity that he, his wife Doreen and young family are about to take on and I wish them all the best."
- Urban Meyer, Ohio State head coach

"Chris did a great job for us at Wisconsin and has been successful at every stop he's made as an assistant. I was always impressed with his preparation and the way he motivated his players. He's ready to be a head coach. I think Chris is a great fit for Rutgers and I'm happy to have him as a head coach in our league."
- Barry Alvarez, Wisconsin Director of Athletics

"Very excited for Chris and the opportunity he has at Rutgers and in the Big Ten Conference. He's got all the tools to lead a program and has certainly earned it. As a first-year head coach I'll be there to help him in any way, but my guess is he'll do just fine."
- Bret Bielema, Arkansas Head Coach



2017 COACHING STAFF



JERRY KILL
Offensive
Coordinator/
Quarterbacks



JAY NIEMANN
Defensive
Coordinator/
Linebackers



VINCE OKRUCH
Special Teams
Coordinator/
Tight Ends



BILL BUSCH
Co-Defensive
Coordinator/
Defensive Backs



HENRY BAKER
Cornerbacks



AJ BLAZEK
Assistant Head Coach/
Offensive Line



SHANE BURNHAM
Defensive Line



LESTER ERB
Running Backs



JAFAR WILLIAMS
Wide Receivers



KENNY PARKER
Head Football
Strength and
Conditioning



COLLIN BAUER
Defensive Assistant



DAVID GALANTE
Offensive Assistant



MARK ROSENBAUM
Offensive Assistant



**ANTHONY
VAN CUREN**
Defensive Assistant



PART

III

SEASON OUTLOOK



WASHINGTON

September 1, 2017 • Piscataway, N.J. • 8 P.M. (FS1)

GENERAL: Location: Seattle, Wash. • **Enrollment:** 46,081 • **President:** Ana Mari Cauce • **Athletic Director:** Jennifer Cohen • **Nickname:** Huskies • **Colors:** Purple and Gold • **Conference:** Pac-12 • **Stadium:** Alaska Airlines Field at Husky Stadium • **Capacity:** 70,138 • **Playing Surface:** FieldTurf

COACHING STAFF: **Head Coach:** Chris Petersen (UC Davis, '98); **Career Record:** 119-26 (11 seasons); **Record at Washington:** 27-14 (Three seasons); **Career vs. Rutgers:** 1-0; **Assistant Coaches, Position:** Keith Bhonapha, Recruiting Coordinator/Running Backs; Bob Gregory, Asst. Head Coach/Linebackers/Special Teams Coordinator; Scott Huff, Offensive Line/Run Game Coordinator; Peter Kwiatkowski, Defensive Coordinator; Jimmy Lake, Co-Defensive Coordinator/Defensive Backs; Matt Lubick, Co-Offensive Coordinator/Wide Receivers; Ikaika Malloe, Defensive Line; Jordan Paopao, Tight Ends; Jonathan Smith, Offensive Coordinator/Quarterbacks

Games: One • **All-Time Record:** Washington leads, 1-0 • **Last Meeting:** Washington won 48-13 in 2016 • **Win Streak:** Washington, one game • **At Rutgers:** N/A • **At Washington:** 0-1

2016 RESULTS:

9/3 Rutgers..... W, 48-13
 9/10 Idaho W, 59-14
 9/17 Portland State W, 41-3
 9/24 at Arizona W, 35-28 (OT)
 9/30 #7 Stanford..... W, 44-6
 10/8 at Oregon W, 70-21
 10/22 Oregon State W, 41-17
 10/29 at #17 Utah W, 31-24
 11/5 at California..... W, 66-27
 11/12 #20 USC L, 26-13
 11/19 Arizona State W, 44-18
 11/25 at #23 Washington State .. W, 45-17
 12/2 #8 Colorado..... W, 41-10
 12/31 vs. #1 Alabama..... L, 24-7

2016 Record:

12-2 (CFB Semifinal - Peach Bowl)
2016 Pac-12 Record: 8-1 (1st North)
Final 2016 Ranking: 4
Basic Offense: Pro-Style
Basic Defense: Multiple
Lettermen Returning: 51
Lettermen Lost: 19
Starters Returning: 15
Starters Lost: 9

TEAM INFORMATION:

Football SID: Jeff Bechtold
E-mail: bechtold@uw.edu
Twitter: @UW_Football
Office Phone: 206-685-7910
Press Box Phone: 206-543-2230
SID Mailing Address:
 229 Graves Building
 Box 354070
 Seattle, WA 98195
Website: GoHuskies.com



EASTERN MICHIGAN

September 9, 2017 • Piscataway, N.J. • 3:30 P.M. (BTN)

GENERAL: Location: Ypsilanti, Mich. • **Enrollment:** 23,419 • **President:** James M. Smith • **Athletic Director:** Scott Wetherbee • **Nickname:** Eagles • **Colors:** Green and White • **Conference:** Mid-American • **Stadium:** Ryneearson Stadium • **Capacity:** 30,200 • **Playing Surface:** FieldTurf

COACHING STAFF: **Head Coach:** Chris Creighton (Kenyon College, '91); **Career Record:** 149-73 (20 seasons); **Record at Eastern Michigan:** 10-27 (Three seasons); **Career vs. Rutgers:** 0-0; **Assistant Coaches, Position:** Aaron Keen, Offensive Coordinator/Quarterbacks; Neal Neathery, Defensive Coordinator/Linebackers; Chuck Bullough, Defensive Line; Todd Frakes, Safeties/Recruiting Coordinator; Herb Haygood, Wide Receivers; Luke Meadows, Offensive Line; Jay Nunez, Special Teams Coordinator/Tight Ends; Jay Peterson, Running Backs; Fred Reed, Cornerbacks

Games: One • **All-Time Record:** Rutgers leads, 1-0 • **Last Meeting:** Rutgers won 28-10 in 2013 • **Win Streak:** Rutgers, one game • **At Rutgers:** 1-0 • **At EMU:** N/A

2016 RESULTS:

9/2 Mississippi Valley State..... W, 61-14
 9/10 at Missouri L, 61-21
 9/17 at Charlotte W, 37-19
 9/23 Wyoming..... W, 27-24
 10/1 at Bowling Green W, 28-25
 10/8 Toledo L, 35-20
 10/15 at Ohio W, 27-20
 10/22 at #20 Western Michigan... L, 45-31
 10/29 Miami L, 28-15
 11/8 at Ball State W, 48-41
 11/16 Northern Illinois...L, 31-24 (OT)
 11/22 Central Michigan W, 26-21
 12/23 vs. Old Dominion..... L, 24-20

2016 Record:

7-6 (2016 Popeyes Bahamas Bowl)
2016 MAC Record: 4-4 (4th West)
Final 2016 Ranking: NR
Basic Offense: Multiple
Basic Defense: Multiple
Lettermen Returning: 52
Lettermen Lost: 14
Starters Returning: 17
Starters Lost: 9

TEAM INFORMATION:

Football SID: Greg Steiner
E-mail: greg.steiner@emich.edu
Twitter: @EMUFB
Office Phone: 734.487.0317
Press Box Phone: 734.487.0317
SID Mailing Address:
 Eastern Michigan University
 Department of Athletics
 799 N. Hewitt Rd., Convocation Center,
 Ypsilanti, MI 48197
Website: EMUEagles.com

2017 OPPONENTS



MORGAN STATE

September 16, 2017 • Piscataway, N.J. • 3:30 P.M. (BTN)

GENERAL: Location: Baltimore, Md. • Enrollment: 7,698 • President: David Wilson • Director of Athletics: Edward Scott • Nickname: Bears • Colors: Blue and Orange • Conference: Mid-Eastern Athletic • Stadium: Hughes Stadium • Capacity: 10,001 • Playing Surface: FieldTurf

COACHING STAFF: Head Coach: Fred T. Farrier (Holy Cross, '94); Career Record: 3-8 (One season); Record at Morgan State: Same; Career vs. Rutgers: 0-0; Assistant Coaches, Position: Ernest T. Jones, Associate Head Coach/Defensive Coordinator/Defensive Backs; Rob Spence, Offensive Coordinator/Quarterbacks; Stan Clayton, Offensive Line; Benjamin Thomas, Running Backs; Ron Dickerson Jr., Wide Receivers/Special Teams Coordinator; Travis Manger, H-Backs/Tight Ends; Antonio James, Linebackers/Cospecial Teams Coordinator; Will Carr, Defensive Line

Games: Three • All-Time Record: Rutgers leads, 3-0 • Last Meeting: Rutgers won 38-0 in 2008 • Win Streak: Rutgers, three games • At Rutgers: 3-0 • At Morgan State: N/A

2016 RESULTS:

9/3 Holy Cross L, 51-24
9/10 at Marshall L, 62-0
9/24 Howard W, 28-24
10/1 Delaware State W, 20-17
10/15 at Hampton L, 21-12
10/22 North Carolina Central L, 21-17
10/29 at Norfolk State L, 27-14
11/5 Bethune-Cookman L, 41-10
11/12 at Florida A&M L, 22-21
11/19 at Army L, 60-3
11/26 at Savannah State W, 35-24

2016 Record: 3-8

2016 MEAC Record: 3-5
Final 2016 Ranking: NR
Basic Offense: Multiple Spread
Basic Defense: 3-4
Lettermen Returning: 63
Lettermen Lost: 20
Starters Returning: 17
Starters Lost: 10

TEAM INFORMATION:

Football SID: Leonard L. Haynes IV
E-mail: lhaynes004@gmail.com
Twitter: @MorganStBears
Office Phone: 443-885-3831
Cell Phone: 240-426-3572
Press Box Phone: 443-885-4018
SID Mailing Address:
Hill Field House
Baltimore, MD 21251
Website: MorganStateBears.com



NEBRASKA

September 23, 2017 • Lincoln, Neb. • 3:30 P.M.

GENERAL: Location: Lincoln, Neb. • Enrollment: 25,897 • President: Hank Bounds • Athletic Director: Shawn Eichorst • Nickname: Cornhuskers • Colors: Scarlet and Cream • Conference: Big Ten • Stadium: Memorial Stadium • Capacity: 86,047 • Playing Surface: FieldTurf

COACHING STAFF: Head Coach: Mike Riley; Career Record: 108-91 (17th season); Record at Nebraska: 15-11 (Two seasons); Career vs. Rutgers: 1-0; Assistant Coaches, Position: Bob Diaco, Defensive Coordinator; Danny Langsdorf, Offensive Coordinator/Quarterbacks; Scott Booker, Safeties/Special Teams; Trent Bray, Linebackers; Mike Cavanaugh, Offensive Line; Reggie Davis, Running Backs; John Parrella, Defensive Line; Donte Williams, Cornerbacks; Keith Williams, Wide Receivers

Games: Three • All-Time Record: Nebraska leads, 3-0 • Last Meeting: Nebraska won 31-14 in 2015 • Win Streak: Nebraska, three games • At Rutgers: 0-1 • At Nebraska: 0-1 • Neutral Site: 0-1 (Polo Grounds, 1920)

2016 RESULTS:

9/3 Fresno State W, 43-10
9/10 Wyoming W, 52-17
9/17 #22 Oregon W, 35-32
9/24 at Northwestern W, 24-13
10/1 Illinois W, 31-16
10/15 at Indiana W, 27-22
10/22 Purdue W, 27-14
10/29 at #11 Wisconsin..L, 23-17 (OT)
11/5 at #6 Ohio State L, 62-3
11/12 Minnesota W, 24-17
11/19 Maryland W, 28-7
11/25 at Iowa L, 40-10
12/30 vs. Tennessee L, 38-24

2016 Record: 9-4 (Music City Bowl)

2016 Big Ten Record: 6-3 (T/2nd West)
Final 2016 Ranking: RV
Basic Offense: Multiple
Basic Defense: Multiple
Lettermen Returning: 49
Lettermen Lost: 30
Starters Returning: 16
Starters Lost: 13

TEAM INFORMATION:

Football SID: Keith Mann
E-mail: kmann@huskers.com
Twitter: @HuskerFBNation
Office Phone: 402-472-0237
SID Mailing Address:
One Memorial Stadium
P.O. Box 880123
Lincoln, NE 68588-0123
Website: Huskers.com



OHIO STATE

September 30, 2017 • Piscataway, N.J. • TBA

GENERAL: Location: Columbus, Ohio • Enrollment: 59,482 • President: Michael V. Drake • Athletic Director: Eugene Smith • Nickname: Buckeyes • Colors: Scarlet and Gray • Conference: Big Ten • Stadium: Ohio Stadium • Capacity: 102,329 • Playing Surface: FieldTurf

COACHING STAFF: Head Coach: Urban Meyer (Cincinnati, '86); Career Record: 165-29 (15 seasons); Record at Ohio State: 61-6 (Five seasons); Career vs. Rutgers: 3-0; Assistant Coaches, Position: Greg Schiano, Associate Head Coach/Defensive Coordinator; Kevin Wilson, Offensive Coordinator/Tight Ends; Tony Alford, Assistant Head Coach/Running Backs; Kerry Coombs, Cornerbacks/Special Teams Coordinator; Bill Davis, Linebackers; Ryan Day, Co-Offensive Coordinator/Quarterbacks; Larry Johnson, Assistant Head Coach/Defensive Line; Zach Smith, Wide Receivers/Recruiting Coordinator; Greg Studrawa, Offensive Line

Games: Three • All-Time Record: Ohio State leads, 3-0 • Last Meeting: Ohio State won 58-0 in 2016 • Win Streak: Ohio State, three games • At Rutgers: 0-1 • At Ohio State: 0-2

2016 RESULTS:

9/3 Bowling Green W, 77-10
 9/10 Tulsa W, 48-3
 9/17 at #14 Oklahoma W, 45-24
 10/1 Rutgers W, 58-0
 10/8 Indiana W, 38-17
 10/15 at #8 Wisconsin.. W, 30-23 (OT)
 10/22 at Penn State L, 24-21
 10/29 Northwestern W, 24-20
 11/5 #10 Nebraska W, 62-3
 11/12 at Maryland W, 62-3
 11/19 at Michigan State W, 17-16
 11/26 #3 Michigan W, 30-27 (2OT)
 12/31 vs. #2 Clemson L, 31-0

2016 Record:

12-2 (CFB Semifinal - Fiesta Bowl)
2016 Big Ten Record: 8-1 (T/1st East)
Final 2016 Ranking: 6
Basic Offense: Spread
Basic Defense: Multiple
Lettermen Returning: 48
Lettermen Lost: 26
Starters Returning: 16
Starters Lost: 8

TEAM INFORMATION:

Football SID: Jerry Emig
E-mail: emig.2@osu.edu
Twitter: @OhioStFB
Office Phone: 614-688-0343
Cell Phone: 614-203-2766
Press Box Phone: 614-292-1812
SID Mailing Address:
 Fawcett Center, 6th Floor
 2400 Olentangy River Road
 Columbus, OH 43210
Website: OhioStateBuckeyes.com



ILLINOIS

October 14, 2017 • Champaign, Ill. • TBA

GENERAL: Location: Urbana-Champaign, Ill. • Enrollment: 44,880 • President: Timothy L. Killeen • Athletic Director: Josh Whitman • Nickname: Fighting Illini • Colors: Orange and Blue • Conference: Big Ten • Stadium: Memorial Stadium • Capacity: 60,670 • Playing Surface: FieldTurf

COACHING STAFF: Head Coach: Lovie Smith (Tulsa, '80); Career Record: 3-9 (One season); Record at Illinois: 3-9 (One season); Career vs. Rutgers: 1-0; Assistant Coaches, Position: Garrick McGee, Offensive Coordinator/Quarterbacks; Hardy Nickerson, Defensive Coordinator/Linebackers; Mike Phair, Run Game Coordinator/Defensive Line; Bob Ligashesky, Special Teams/Tight Ends; Luke Butkus, Offensive Line; Andrew Hayes-Stoker, Wide Receivers; Thad Ward, Running Backs; Paul Williams, Defensive Backs/Cornerbacks

Games: Three • All-Time Record: Illinois leads, 2-1 • Last Meeting: Illinois won 24-7 in 2016 • Win Streak: Illinois, one game • At Rutgers: 1-1 • At Illinois: 0-1

2016 RESULTS:

9/3 Murray State W, 52-3
 9/10 North Carolina L, 48-23
 9/17 Western Michigan L, 34-10
 10/1 at #15 Nebraska L, 31-16
 10/8 Purdue L, 34-31 (OT)
 10/15 at Rutgers W, 24-7
 10/22 at #3 Michigan L, 41-8
 10/29 Minnesota L, 40-17
 11/5 Michigan State W, 31-27
 11/12 at #7 Wisconsin L, 48-3
 11/19 Iowa L, 28-0
 11/26 at Northwestern L, 42-21

2016 Record: 3-9

2016 Big Ten Record: 2-7 (6th West)
Final 2016 Ranking: NR
Basic Offense: Pro-Style/Multiple
Basic Defense: 4-3
Lettermen Returning: 32
Lettermen Lost: 24
Starters Returning: 10
Starters Lost: 14

TEAM INFORMATION:

Football SID: Kent Brown
E-mail: kwbrown3@illinois.edu
Twitter: @IlliniFootball
Office Phone: 217-244-6533
Cell Phone: 217-493-9795
Press Box Phone: 217-333-1227
SID Mailing Address:
 1700 South Fourth Street
 Champaign, IL 61820
Website: FightingIllini.com

2017 OPPONENTS



PURDUE

October 21, 2017 • Piscataway, N.J. • Noon

GENERAL: Location: West Lafayette, Ind. • Enrollment: 39,409 • President: Mitch Daniels • Athletic Director: Mike Bobinski • Nickname: Boilermakers • Colors: Old Gold and Black • Conference: Big Ten • Stadium: Ross-Ade Stadium • Capacity: 57,236 • Playing Surface: Prescription Athletic Turf/Bermuda Grass

COACHING STAFF: Head Coach: Jeff Brohm (Louisville, '94); Career Record: 30-10 (Four seasons); Record at Purdue: 0-0 (First season); Career vs. Rutgers: 0-0; Assistant Coaches, Position: Brian Brohm, Co-Offensive Coordinator/Quarterbacks; Nick Holt, Co-Defensive Coordinator/Linebackers; Tony Levine Co-Offensive Coordinator/Special Teams Coordinator/Tight Ends; Anthony Poindexter, Co-Defensive Coordinator/Secondary; JaMarcus Shephard, Passing Game Coordinator/Wide Receivers; Chris Barclay Running Backs; Derrick Jackson, Cornerbacks; Reggie Johnson, Defensive Line; Dale Williams, Offensive Line

Games: First Meeting

2016 RESULTS:

9/3 Eastern Kentucky W, 45-24
9/10 Cincinnati L, 38-20
9/24 Nevada W, 24-14
10/1 at Maryland L, 50-7
10/8 at Illinois W, 34-31 (OT)
10/15 Iowa L, 49-35
10/22 at #8 Nebraska L, 27-14
10/29 #24 Penn State L, 62-24
11/5 at Minnesota L, 44-31
11/12 Northwestern L, 45-17
11/19 #6 Wisconsin L, 49-20
11/26 at Indiana L, 26-24

2016 Record: 3-9

2016 Big Ten Record: 1-8 (7th West)
Final 2016 Ranking: NR
Basic Offense: Multiple
Basic Defense: Multiple
Lettermen Returning: 51
Lettermen Lost: 22
Starters Returning: 15
Starters Lost: 11

TEAM INFORMATION:

Football SID: Matt Rector
E-mail: rector@purdue.edu
Twitter: @BoilerFootball
Office Phone: 765-494-3196
Cell Phone: 765-237-1330
Press Box Phone: 765-494-9079
SID Mailing Address:
Mackey Arena
Room 2235
900 John R. Wooden Drive
West Lafayette, IN 47907
Website: PurdueSports.com



MICHIGAN

October 28, 2017 • Ann Arbor, Mich. • Noon

GENERAL: Location: Ann Arbor, Mich. • Enrollment: 43,625 • President: Mark S. Schlissel, M.D., Ph.D. • Athletic Director: Warde Manuel • Nickname: Wolverines • Colors: Maize and Blue • Conference: Big Ten • Stadium: Michigan Stadium • Capacity: 109,901 • Playing Surface: FieldTurf

COACHING STAFF: Head Coach: Jim Harbaugh (Michigan, '86); Career Record: 78-33 (Nine seasons); Record at Michigan: 20-6 (Two seasons); Career vs. Rutgers: 2-0; Assistant Coaches, Position: Don Brown, Defensive Coordinator; Tim Drevno, Offensive Coordinator/Interior Offensive Line; Greg Frey, Run Game Coordinator/Tackles and Tight Ends; Pep Hamilton, Assistant Coach Coach/Passing Game Coordinator/Quarterbacks/Wide Receivers; Jay Harbaugh, Running Backs/Co-Special Teams Coordinator; Greg Mattison, Defensive Line; Chris Partridge, Special Teams Coordinator/Linebackers; Brian Smith, Secondary; Mike Zordich, Defensive Backs/Special Teams

Games: Three • All-Time Record: Michigan leads, 2-1 • Last Meeting: Michigan won 78-0 in 2016 • Win Streak: Michigan, two games • At Rutgers: 1-1 • At Michigan: 0-1

2016 RESULTS:

9/3 Hawaii W, 63-3
9/10 UCF W, 51-14
9/17 Colorado W, 45-28
9/24 Penn State W, 49-10
10/1 #8 Wisconsin W, 14-7
10/8 at Rutgers W, 78-0
10/22 Illinois W, 41-8
10/29 at Michigan State W, 32-23
11/5 Maryland W, 59-3
11/12 at Iowa L, 14-13
11/19 Indiana W, 20-10
11/26 at #2 Ohio State .L, 30-27 (2OT)
12/30 vs. #10 Florida State L, 33-32

2016 Record: 10-3 (Orange Bowl)

2016 Big Ten Record: 7-2 (3rd East)
Final 2016 Ranking: 12
Basic Offense: Pro Style
Basic Defense: 4-3
Lettermen Returning: 55
Lettermen Lost: 31
Starters Returning: 6
Starters Lost: 18

TEAM INFORMATION:

Football SID: David Ablauf
E-mail: dablauf@umich.edu
Twitter: @umichfootball
Office Phone: 734-764-6456
Cell Phone: 734-323-2281
Press Box Phone: 734-615-9568
SID Mailing Address:
Athletic Communications
Hartwig Building, Second Floor
1100 South State Street
Ann Arbor, MI 48109
Website: MGoBlue.com



MARYLAND

November 4, 2017 • Bronx, N.Y. • TBA

GENERAL: Location: College Park, Md. • Enrollment: 37,631 • President: Dr. Wallace D. Loh • Athletic Director: Kevin Anderson • Nickname: Terrapins • Colors: Red, White, Black, Gold • Conference: Big Ten • Stadium: Maryland Stadium • Capacity: 54,000 • Playing Surface: FieldTurf

COACHING STAFF: Head Coach: DJ Durkin (Bowling Green, '01); Career Record: 7-7 (Two seasons); Record at Maryland: 6-7 (One season); Career vs. Rutgers: 1-0; Assistant Coaches, Position: Pete Lembo, Assistant Head Coach/Special Teams Coordinator/Tight Ends; Andy Buh, Defensive Coordinator; Jimmy Brumbaugh, Co-Defensive Coordinator/Defensive Line; Walt Bell, Offensive Coordinator/Quarterbacks; Aazaar Abdul-Rahim, Defensive Backs; Anthony Tucker, Running Backs; Matt Barnes, Linebackers; Chris Beatty, Wide Receivers; Tyler Bowen, Offensive Line; Dave Borbely, Offensive Line

Games: 12 • All-Time Record: Maryland leads, 7-5 • Last Meeting: Maryland won 31-13 in 2016 • Win Streak: Maryland, two games • At Rutgers: 3-3 • At Maryland: 2-3 • At Neutral Site: 0-1

2016 RESULTS:

9/3 Howard W, 52-13
 9/9 at FIU W, 41-14
 9/17 at UCF W, 30-24
 10/1 Purdue W, 50-7
 10/8 at Penn State L, 38-14
 10/15 Minnesota L, 31-10
 10/22 Michigan State W, 28-17
 10/29 at Indiana L, 42-36
 11/5 at #2 Michigan L, 59-3
 11/12 #5 Ohio State L, 62-3
 11/19 at #19 Nebraska L, 28-7
 11/26 Rutgers W, 31-13
 12/26 vs. Boston College L, 36-30

2016 Record: 6-7 (Quick Lane Bowl)

2016 Big Ten Record: 3-6 (5th East)

Final 2016 Ranking: NR

Basic Offense: Multiple

Basic Defense: Multiple

Lettermen Returning: 53

Lettermen Lost: 22

Starters Returning: 16

Starters Lost: 8

TEAM INFORMATION:

Football SID: Dustin Semonavick

E-mail: dustin@umd.edu

Twitter: @MD_Football

Office Phone: 301-314-7065

Cell Phone: 757-544-8383

Press Box Phone: 301-405-7810

SID Mailing Address:

Comcast Center

Terrapin Trail

College Park, MD 20742

Website: UMTerps.com



PENN STATE

November 11, 2017 • University Park, Pa. • Noon

GENERAL: Location: University Park, Pa. • Enrollment: 47,261 • President: Dr. Eric Barron • Athletic Director: Sandy Barbour • Nickname: Nittany Lions • Colors: Blue and White • Conference: Big Ten • Stadium: Beaver Stadium • Capacity: 106,572 • Playing Surface: Natural Grass

COACHING STAFF: Head Coach: James Franklin (East Stroudsburg, '95); Career Record: 49-30 (Six seasons); Record at Penn State: 25-15 (Three seasons); Career vs. Rutgers: 3-0; Assistant Coaches, Position: Brent Pry, Associate Head Coach/Defensive Coordinator/Linebackers; Joe Moorhead, Offensive Coordinator/Quarterbacks; Charles Huff, Special Teams Coordinator/Running Backs; Tim Banks, Co-Defensive Coordinator/Safeties; Josh Gattis, Offensive Recruiting Coordinator/Assistant Special Teams Coordinator/Wide Receivers; Matt Limegrover, Offensive Line; Ricky Rahne, Passing Game Coordinator/Tight Ends; Terry Smith, Assistant Head Coach/Defensive Recruiting Coordinator/Cornerbacks; Sean Spencer, Run Game Coordinator/Defensive Line

Games: 27 • All-Time Record: Penn State leads, 25-2 • Last Meeting: Penn State won 39-0 in 2016 • Win Streak: Penn State, 10 games • At Rutgers: 0-11 • At Penn State: 2-14

2016 RESULTS:

9/3 Kent State W, 33-13
 9/10 at Pittsburgh L, 42-39
 9/17 Temple W, 34-27
 9/24 at #4 Michigan L, 49-10
 10/1 Minnesota W, 29-26 (OT)
 10/8 Maryland W, 38-14
 10/22 #2 Ohio State W, 24-21
 10/29 at Purdue W, 62-24
 11/5 Iowa W, 41-14
 11/12 at Indiana W, 45-31
 11/19 at Rutgers W, 39-0
 11/26 Michigan State W, 45-12
 12/3 vs. #6 Wisconsin W, 38-31
 1/2 vs. #9 USC L, 52-49

2016 Record: 11-3 (Rose Bowl)

2016 Big Ten Record: 8-1 (T/1st East)

Final 2016 Ranking: 7

Basic Offense: Multiple

Basic Defense: Multiple

Lettermen Returning: 45

Lettermen Lost: 17

Starters Returning: 19

Starters Lost: 6

TEAM INFORMATION:

Football SID: Kris Peterson

E-mail: kap18@psu.edu

Twitter: @PennStateFball

Office Phone: 814-865-2497

Cell Phone: 814-883-4581

Press Box Phone: 814-863-1121

SID Mailing Address:

101-D Bryce Jordan Center

University Park, PA 16802

Website: GoPSUsports.com

2017 OPPONENTS



INDIANA

November 18, 2017 • Bloomington, Ind. • TBA

GENERAL: Location: Bloomington, Ind. • Enrollment: 48,514 • President: Michael A. McRobbie • Athletic Director: Fred Glass • Nickname: Hoosiers • Colors: Cream and Crimson • Conference: Big Ten • Stadium: Memorial Stadium • Capacity: 52,929 • Playing Surface: FieldTurf

COACHING STAFF: Head Coach: Tom Allen (Maranatha Baptist, '92); Career Record: 0-1 (One season); Record at Indiana: 0-1 (One season); Career vs. Rutgers: 0-0; Assistant Coaches, Position: Mike DeBord, Associate Head Coach/Offensive Coordinator/Tight Ends; Mark Hagen, Assistant Defensive Coordinator/Defensive Line; Mike Hart, Running Backs; Grant Heard, Passing Game Coordinator/Wide Receivers; Darren Hiller, Run Game Coordinator/Offensive Line; William Inge, Linebackers; Noah Joseph, Safeties; Brandon Shelby, Cornerbacks; Nick Sheridan, Quarterbacks

Games: Three • All-Time Record: Rutgers leads, 2-1 • Last Meeting: Indiana won 33-27 in 2016 • Win Streak: Indiana, one game • At Rutgers: 1-1 • At Indiana: 1-0

2016 RESULTS:

9/1 at IU W, 34-13
 9/10 Ball State W, 30-20
 9/24 Wake Forest L, 33-28
 10/1 #17 Michigan State . W, 24-21 (OT)
 10/8 at #2 Ohio State L, 38-17
 10/15 #10 Nebraska L, 27-22
 10/22 at Northwestern L, 24-14
 10/29 Maryland W, 42-36
 11/5 at Rutgers W, 33-27
 11/12 #10 Penn State L, 45-31
 11/19 at #3 Michigan L, 20-10
 11/26 Purdue W, 26-24
 12/28 vs. #19 Utah L, 26-24

2016 Record: 6-7 (Foster Farms Bowl)

2016 Big Ten Record: 4-5 (4th East)

Final 2016 Ranking: NR

Basic Offense: Multiple

Basic Defense: Multiple

Lettermen Returning: 62

Lettermen Lost: 18

Starters Returning: 18

Starters Lost: 9

TEAM INFORMATION:

Football SID: Jeff Keag

E-mail: jkeag@indiana.edu

Twitter: @HoosierFootball

Office Phone: 812-855-6209

Cell Phone: 812-219-2925

Press Box Phone: 812-855-2754

SID Mailing Address:

Indiana University Athletics

Media Relations

Assembly Hall, 1001 East 17th St.

Bloomington, IN 47408

Website: IUHoosiers.com



MICHIGAN STATE

November 25, 2017 • Piscataway, N.J. • TBA

GENERAL: Location: East Lansing, Mich. • Enrollment: 50,344 • President: Dr. Lou Anna K. Simon • Athletic Director: Mark Hollis • Nickname: Spartans • Colors: Green and White • Conference: Big Ten • Stadium: Spartan Stadium • Capacity: 75,005 • Playing Surface: Natural Grass

COACHING STAFF: Head Coach: Mark Dantonio (South Carolina, '79); Career Record: 108-59 (13 seasons); Record at Michigan State: 90-42 (10 seasons); Career vs. Rutgers: 4-1; Assistant Coaches, Position: Harlon Barnett, Assistant Head Coach/Co-Defensive Coordinator/Secondary; Jim Bollman, Co-Offensive Coordinator/Tight Ends; Ron Burton, Defensive Line; Brad Salem, Quarterbacks/Recruiting Coordinator; Terrence Samuel, Wide Receivers; Mark Snyder, Linebackers/Special Teams; Mark Staten, Offensive Line; Mike Tressel, Co-Defensive Coordinator/Linebackers; Dave Warner, Co-Offensive Coordinator/Running Backs

Games: Eight • All-Time Record: Michigan State leads, 5-3 • Last Meeting: Michigan State won 49-0 in 2016 • Win Streak: Michigan State, three games • At Rutgers: 1-2 • At Michigan State: 2-3

2016 RESULTS:

9/2 Furman W, 28-13
 9/17 at #18 Notre Dame W, 36-28
 9/24 #11 Wisconsin L, 30-6
 10/1 at Indiana L, 24-21
 10/8 BYU L, 31-14
 10/15 Northwestern L, 54-40
 10/22 at Maryland L, 28-17
 10/29 #2 Michigan L, 32-23
 11/5 at Illinois L, 31-27
 11/12 Rutgers W, 49-0
 11/19 #2 Ohio State L, 17-16
 11/26 at #8 Penn State L, 45-12

2016 Record: 3-9

2016 Big Ten Record: 1-8 (6th East)

Final 2016 Ranking: NR

Basic Offense: Pro-Style

Basic Defense: 4-3

Lettermen Returning: N/A

Lettermen Lost: N/A

Starters Returning: N/A

Starters Lost: N/A

TEAM INFORMATION:

Football SID: Ben Phlegar

E-mail: phlegarb@ath.msu.edu

Twitter: @MSU_Football

Office Phone: 517-355-2271

Cell Phone: 517-243-2354

Press Box Phone: 517-353-0630

SID Mailing Address:

Breslin Center

534 Birch Road

Room Z-22

East Lansing, MI 48824

Website: MSUSpartans.com



Known as one of intercollegiate sports' most successful undertakings, the Big Ten is home to a lineage of legendary names and an ongoing tradition of developing strong leaders. Even in its infancy, the conference established itself as the preeminent collection of institutions in the nation, where the pursuit of academic excellence prevailed as the definitive goal.

The history of the Big Ten traces back 120 years to the Palmer House hotel in Chicago, where on January 11, 1895, then-Purdue president James H. Smart and leaders from the University of Chicago, University of Illinois, University of Michigan, University of Minnesota, Northwestern University and University of Wisconsin set out to organize and develop principles for the regulation of intercollegiate athletics.

At that meeting, a blueprint for the administration of college athletics under the direction of appointed faculty representatives was outlined. The presidents' first known action "restricted eligibility for athletics to bonafide, full-time students who were not delinquent in their studies." That important legislation, along with other legislation that would follow in the coming years, served as the primary building block for intercollegiate athletics.

On February 8, 1896, one faculty member from each of those seven universities met at the same Palmer House and officially established the mechanics of the conference, which was officially incorporated as the "Intercollegiate Conference Athletic Association" in 1905.

Indiana University and the State University of Iowa became the eighth and ninth members in 1899. In 1908, Michigan briefly withdrew its membership, and in 1912 Ohio State University joined the conference, bringing its membership total back to nine. Upon Michigan's return in 1917, the conference was first referred to as the "Big Ten" by media members, and that name was eventually incorporated in 1987.

As the 1900s opened, faculty representatives established rules for intercollegiate athletics that were novel for the time. As early as 1904, the faculty approved legislation that required eligible athletes to meet entrance requirements and to have completed a full year's work, along with having one year of residence. In 1901, the first Big Ten Championship event was staged when the outdoor track and field championships were held at the University of Chicago. The debut event marked what is now a staple of conference competition. Today, the Big Ten sponsors 28 official

sports, 14 for men and 14 for women, including the addition of men's ice hockey and men's and women's lacrosse the last two years. Big Ten schools compete in a total of 42 different sports, furthering the conference's commitment to broad-based programming and providing more participation opportunities than any conference in the country.

One of the conference's proudest traditions began in 1902 when Michigan took on Stanford in the Rose Bowl, the nation's first bowl game. Big Ten teams only appeared in Pasadena twice before the conference signed an exclusive contract with the Tournament of Roses in 1946, making it the first bowl game with permanent conference affiliations. But Michigan's appearance in 1902 cultivated a relationship that has endured for more than a century. In January 2014, Michigan State defeated Stanford in the 100th Rose Bowl Game.

Coupling the academic goals set forth by the leaders of the charter members of the conference and their steadfast commitment to athletics, the conference instituted the Big Ten Medal of Honor in 1915. It is awarded annually by each conference institution to a student of the graduating class who has attained the greatest proficiency in scholarship and athletics. It is the most prestigious honor a student competing in Big Ten athletics can receive.

In 1922, Major John L. Griffith became the conference's first "Commissioner of Athletics." Griffith was the first of five men to assume the role of commissioner in the conference's history, followed by Kenneth L. "Tug" Wilson in 1945, Bill Reed in 1961, Wayne Duke in 1971 and current commissioner James E. Delany in 1989.

After nearly 30 years with 10 members, the conference consolidated to nine schools when the University of Chicago formally withdrew its membership in 1946. Michigan State College (now Michigan State University) was added to the Big Ten three years later, bringing the number of affiliated conference schools to 10 once again.

In 1955, the Big Ten formulated a revenue-sharing model designed to pool all football television rights of its members and share those proceeds equally. The conference and its members continue to utilize a revenue-sharing model, dividing media rights, bowl payouts and other profits among all conference institutions.



While academics have always played an integral role in the conference, presidents of the Big Ten member institutions formalized the primacy of academics with the establishment of the Committee on Institutional Cooperation (CIC) in 1958. The CIC was formed as an academic consortium of all Big Ten universities and founding conference member Chicago. In 2013, the 15 schools currently constituting the CIC produced over \$10 billion in funded research, \$4 billion more than any other conference.

In one of Duke's first actions as commissioner, he oversaw the adoption of the Big Ten Advisory Commission in 1972, designed to study conference programs and make suggestions which would further Big Ten objectives. The Advisory Commission enlists former students that competed in Big Ten athletics to serve as liaisons to the NCAA's Diversity and Inclusion Department, the Big Ten Student-Athlete Advisory Commission and other organizations.

In 1981, the conference presidents and chancellors endorsed a proposal that enabled universities to affiliate their women's intercollegiate programs with the conference, and the first conference championships for women were staged that fall. The Big Ten was the first conference to voluntarily adopt male and female participation goals after launching its Gender Equity Action Plan in 1992.

In December of 1989, the conference agreed in principle to invite Pennsylvania State University for membership. On June 4, 1990, the Council of Presidents officially voted to integrate Penn State into the conference, giving the Big Ten 11 members.

In 2004, the Big Ten implemented a pilot program of instant replay for college football. Following the season, the conference forwarded replay proposals to the NCAA regarding the future use of instant replay, where it approved country-wide testing in 2005. In 2006, the NCAA approved the use of instant replay for all conferences.

In 2006, Commissioner Delany announced the creation of the first conference-owned television network, a 20-year agreement with Fox Networks to create what would become the Big Ten Network (BTN). Launched on Aug. 30, 2007, BTN now produces more than 1,000 events across all platforms each year. BTN is in more than 60 million homes in the U.S. and Canada via the nation's major cable, satellite and telco providers and more than 300 additional cable operators across the country. BTN2Go is the digital extension of BTN, delivering live and on-demand programming to computers, smartphones and tablets and also is accessible outside the U.S., Canada and the Caribbean via BTN2Go International.

On June 11, 2010, the Big Ten Council of Presidents/Chancellors (COP/C) approved a formal membership application by the University of Nebraska, expanding the conference to 12 institutions. Nebraska officially joined the Big Ten Conference on July 1, 2011.

The conference expanded its footprint further in 2012 when the COP/C approved formal membership applications from the University of Maryland and Rutgers University on November 19 and 20, respectively. Maryland and Rutgers became official Big Ten members on July 1, 2014, giving the conference almost 9,500 students participating in intercollegiate athletics and more than 11,000 participation opportunities on 350 teams.

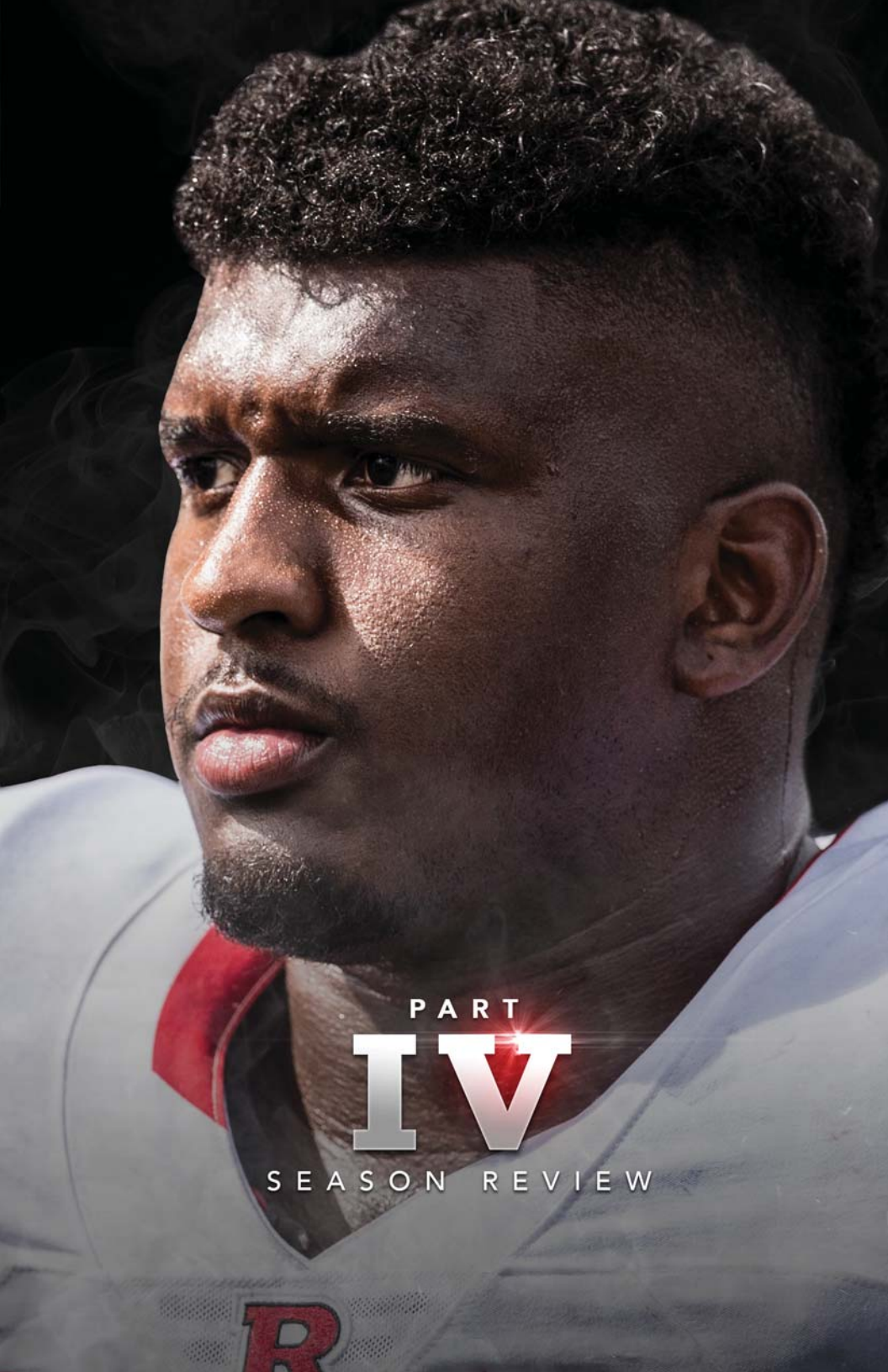
On June 3, 2013, the Big Ten announced that Johns Hopkins University had been accepted as the conference's first sport affiliate member. Johns Hopkins' addition in men's lacrosse gave the Big Ten six institutions sponsoring the sport, allowing the debut of men's lacrosse as an official conference sport and building on the Big Ten's tradition of broad-based sports competition. On June 17, 2015, the conference announced that Johns Hopkins was accepted as a sport affiliate member for women's lacrosse beginning with the 2016-17 academic year.

In the fall of 2013, the Big Ten opened a new conference headquarters and meeting center in Rosemont, Ill. The newly constructed building is located 10 minutes from O'Hare Airport and has been designed to fully service the needs of more than 350 meetings annually for Big Ten and CIC related committees and coaches groups. The new headquarters also features an interactive digital museum - the Big Ten Experience - which opened to the public on June 7, 2014, and brings the conference's storied academic and athletic history to life. For more information on the Big Ten Experience, go to bigten.org.

In June 2014, the Big Ten opened a second office in New York City, featuring both office and meeting space in Midtown Manhattan. Three Big Ten staff members are based in the New York City office to provide expanded coverage and service, while other conference and institutional administrators utilize the space as necessary when conducting business on the East Coast. The Big Ten and its member institutions also have access to satellite office space in Washington, D.C.

Delany and his staff work to meet the educational needs of students competing in intercollegiate athletics to allow them to excel in all areas of their lives. The conference office manages 28 different championships and tournaments, offers legislative and compliance services, oversees the production and distribution of nearly 1,400 events annually, provides staff services to coaching and administrative personnel and services media and fans interest for information on the Big Ten Conference.

More than 120 years after its inception, the Big Ten remains a national leader in intercollegiate athletics on and off the field. Big Ten programs have combined to win more than 450 team and 1,800 individual national championships, consistently taking home individual honors for athletic and academic accomplishments and fulfilling the Big Ten's mission of academic achievement and athletic success.



PART

IV

SEASON REVIEW

R

GAME 1 • SEPTEMBER 3, 2016

HUSKY STADIUM • SEATTLE, WASH. • 58,640

W 48 R 13

SCORING

	1	2	3	4	Score
Rutgers (0-1)	24	10	14	0	48
No. 14 Washington (1-0)	0	3	0	10	13

1st	12:14	WASH	McClatcher 43 yd pass from Browning (Van Winkle, C. kick)	3rd	03:59	WASH	Pettis 68 yd punt return (Van Winkle kick)
	07:21	WASH	Van Winkle 45 yd field goal		00:29	WASH	Baccellia 4 yd pass from Carta-Samuels (Van Winkle kick)
	03:42	WASH	Ross 38 yd pass from Browning (Van Winkle, C. kick)	4th	10:25	RU	Bonagura 23 yd field goal
	00:48	WASH	Ross 50 yd pass from Browning (Van Winkle, C. kick)		05:53	RU	Grant 10 yd run (Bonagura kick)
2nd	02:36	RU	Bonagura 38 yd field goal				
	02:22	WASH	Ross 92 yd kickoff return (Van Winkle, C. kick)				
	00:00	WASH	Van Winkle 42 yd field goal				

GAME STATS

	RU	WASH
FIRST DOWNS	21	17
RUSHES-YARDS (NET)	48-136	30-91
PASSING YDS (NET)	168	289
Passes Att-Comp-Int	40-24-1	29-20-1
TOTAL OFFENSE PLAYS-YARDS	88-304	59-380
Fumble Returns-Yards	0-0	0-0
Punt Returns-Yards	0-0	3-85
Kickoff Returns-Yards	3-76	3-129
Interception Returns-Yards	1-0	1-46
Punts (Number-Avg)	8-38.8	4-34.2
Fumbles-Lost	3-2	0-0
Penalties-Yards	4-35	3-30
Possession Time	33:15	26:45
Third-Down Conversions	5 of 20	3 of 12
Fourth-Down Conversions	2 of 3	1 of 2
Red-Zone Scores-Chances	3-3	1-3
Sacks By: Number-Yards	2-9	3-26

RUSHING: Rutgers-Hicks, Josh 14-70; Goodwin, Justin 15-49; Grant, Janarion 6-28; Sneed, Trey 2-8; Bailey, Dacoven 1-1; Laviano, Chris 1-minus 4; TEAM 1-minus 16. Washington-Gaskin, Myles 15-57; Dotson, Jamon 7-27; McClatcher, C. 1-13; Coleman, Lavon 3-7; Baker, Budda 1-minus 1; Team 1-minus 3; Browning, Jake 2-minus 9.

PASSING: Rutgers-Laviano, Chris 24-40-1-168. Washington-Browning, Jake 18-27-1-287; Carta-Samuels 2-2-0-2.

RECEIVING: Rutgers-Grant, Janarion 9-58; Goodwin, Justin 5-46; Arcidiacono, Nick 4-27; Patton, Andre 2-35; Flanagan, Matt 2-7; Agudosi, Carlton 1-5; Bailey, Dacoven 1-2. Washington-Ross, John 5-90; Daniels-Darrell 4-64; McClatcher, C. 3-32; Baccellia, A. 2-40; Pettis, Dante 2-24; Gaskin, Myles 1-11; Fuller, Aaron 1-5; Sample, Drew 1-5; Lindquist, Jeff 1-minus 2.

INTERCEPTIONS: Rutgers-Cioffi, Anthony 1-0. Washington-Beaver, Brandon 1-46.

FUMBLES: Rutgers-Laviano, Chris 1-1; TEAM 1-0; Bailey, Dacoven 1-1. Washington-None.

GAME 2 • SEPTEMBER 10, 2016

HIGH POINT SOLUTIONS STADIUM • PISCATAWAY, N.J. • 45,245

R 52 W 14

SCORING

	1	2	3	4	Score
Howard (0-2)	14	0	0	0	14
Rutgers (1-1)	7	7	21	17	52

1st	10:51	HOW	Mercer 38 yd pass from Johnson (Labofsky kick)	3rd	14:05	RU	Grant 58 yd run (Bonagura kick)
	09:26	HOW	Johnson 15 yd run (Labofsky kick)		09:47	RU	Agudosi 7 yd pass from Laviano (Bonagura kick)
	09:12	RU	Grant 84 yd kickoff return (Bonagura kick)		06:43	RU	Grant 21 yd run (Bonagura kick)
2nd	09:49	RU	Patton 22 yd pass from Laviano (Bonagura kick)	4th	14:53	RU	Harris 29 yd pass from Laviano (Bonagura kick)
					12:05	RU	Rescigno 42 yd run (Bonagura kick)
					02:22	RU	Bonagura 28 yd field goal

GAME STATS

	HOW	RU
FIRST DOWNS	12	26
RUSHES-YARDS (NET)	39-150	53-375
PASSING YDS (NET)	103	137
Passes Att-Comp-Int	25-10-1	23-11-1
TOTAL OFFENSE PLAYS-YARDS	64-253	76-512
Fumble Returns-Yards	0-0	0-0
Punt Returns-Yards	2-6	0-0
Kickoff Returns-Yards	9-143	3-119
Interception Returns-Yards	1-0	1-0
Punts (Number-Avg)	11-34.1	4-42.8
Fumbles-Lost	4-0	0-0
Penalties-Yards	11-62	6-61
Possession Time	33:30	26:30
Third-Down Conversions	7 of 19	8 of 16
Fourth-Down Conversions	0 of 0	2 of 2
Red-Zone Scores-Chances	1-1	3-3
Sacks By: Number-Yards	1-14	4-12

RUSHING: Howard-Philyaw, Anthony 22-112; Johnson, Kalen 6-37; Parker, William 5-10; Collins, Jason 4-1; Johnson, Da'Quan 1-0; Team 1-minus 10. Rutgers-Grant, Janarion 5-105; Martin, Robert 16-83; Oden, Tylin 10-58; Hicks, Josh 7-44; Rescigno, Giovanni 1-42; Laviano, Chris 7-24; Goodwin, Justin 3-13; Sneed, Trey 3-10; TEAM 1-minus 4.

PASSING: Howard-Johnson, Kalen 8-18-0-82; Collins, Jason 2-7-1-21. Rutgers-Laviano, Chris 11-22-1-137; TEAM 0-1-0-0.

RECEIVING: Howard-Avery, Jalen 4-38; Mercer, Robert 2-47; Lemones, Gay 2-16; Antoine, Tamlin 1-5; Ezzard, JeQuez 1-minus 3. Rutgers-Harris, Jawaun 2-46; Grant, Janarion 2-24; Agudosi, Carlton 2-22; Arcidiacono, Nick 2-14; Patton, Andre 1-22; Flanagan, Matt 1-4; Goodwin, Justin 1-3.

INTERCEPTIONS: Howard-Dunn, Alonte 1-0. Rutgers-Wharton, Isaiah 1-0.

FUMBLES: Howard-Avery, Jalen 2-0; Philyaw, Anthony 1-0; Team 1-0. Rutgers-None.

2016 SEASON REVIEW



GAME 3 • SEPTEMBER 17, 2016

HIGH POINT SOLUTIONS STADIUM • PISCATAWAY, N.J. • 39,680

R 37 28

SCORING

	1	2	3	4	Score
New Mexico (1-2)	21	0	0	7	28
Rutgers (2-1)	7	21	3	6	37

1st	12:56	NM	Chestnut 19 yd run (Sanders kick)	3rd	07:11	RU	Bonagura 41 yd field goal
	01:36	NM	Reed 36 yd pass from Apodaca (Sanders kick)	4th	12:06	NM	McQuarley 22 yd run (Sanders kick)
	00:13	NM	Jordan 52 yd run (Sanders kick)		05:30	RU	Bonagura 33 yd field goal
	00:03	RU	Harris 75 yd pass from Laviano (Bonagura kick)		03:05	RU	Bonagura 28 yd field goal
2nd	09:38	RU	Patton 21 yd pass from Grant (Bonagura kick)				
	05:47	RU	Martin 80 yd run (Bonagura kick)				
	01:04	RU	Grant 69 yd punt return (Bonagura kick)				

GAME STATS

	NM	RU
FIRST DOWNS	21	14
RUSHES-YARDS (NET)	56-293	32-177
PASSING YDS (NET)	169	173
Passes Att-Comp-Int	24-13-1	30-12-0
TOTAL OFFENSE PLAYS-YARDS	80-462	62-350
Fumble Returns-Yards	0-0	1-13
Punt Returns-Yards	3-19	7-112
Kickoff Returns-Yards	8-138	0-0
Interception Returns-Yards	0-0	1-5
Punts (Number-Avg)	8-38.5	7-34.6
Fumbles-Lost	1-1	2-1
Penalties-Yards	7-65	5-37
Possession Time	38:17	21:43
Third-Down Conversions	3 of 15	6 of 17
Fourth-Down Conversions	2 of 3	0 of 0
Red-Zone Scores-Chances	1-3	2-2
Sacks By: Number-Yards	0-0	3-16

RUSHING: Rutgers-Hicks, Josh 14-70; Goodwin, Justin 15-45; Grant, Janarion 6-28; Sneed, Trey 2-8; Bailey, Davoen 1-1; Laviano, Chris 9-minus 4; TEAM 1-minus 16. Washington-Gaskin, Myles 15-57; Dotson, James 7-27; McClatchey, C. 1-13; Coleman, Lavon 3-7; Baker, Budda 1-minus 1; Team 1-minus 3; Browning, Jake 2-minus 9.

PASSING: Rutgers-Laviano, Chris 24-40-1-168. Washington-Browning, Jake 18-27-1-287; Carta-Samuels 2-2-0-2.

RECEIVING: Rutgers-Grant, Janarion 9-56; Goodwin, Justin 5-46; Arcidiaciano, Nick 4-27; Patton, Andre 2-25; Flanagan, Matt 2-7; Agudosi, Carlton 1-5; Bailey, Dacoven 1-2. Washington-Ross, John 5-90; Daniels/Darrell 4-64; McClatchey, C. 3-52; Baccello, A. 2-40; Pettis, Dante 2-24; Gaskin, Myles 1-11; Fuller, Aaron 1-5; Sample, Drew 1-5; Lindquist, Jeff 1-minus 2.

INTERCEPTIONS: Rutgers-Cioffi, Anthony 1-0. Washington-Beaver, Brandon 1-46.

FUMBLES: Rutgers-Laviano, Chris 1-1; TEAM 1-0; Bailey, Davoen 1-1. Washington-None.

GAME 4 • SEPTEMBER 24, 2016

HIGH POINT SOLUTIONS STADIUM • PISCATAWAY, N.J. • 44,061

14 **R** 7

SCORING

	1	2	3	4	Score
Iowa (3-1, 1-0)	0	7	0	7	14
Rutgers (2-2, 0-1)	0	0	0	7	7

2nd	00:34	IOWA	Kittle 36 yd pass from Beathard (Duncan kick)	4th	12:45	RU	Patton 14 yd pass from Laviano (Bonagura kick)
					08:35	IOWA	Wadley 26 yd run (Duncan kick)

GAME STATS

	IOWA	RU
FIRST DOWNS	19	21
RUSHES-YARDS (NET)	38-193	53-193
PASSING YDS (NET)	162	190
Passes Att-Comp-Int	23-12-0	24-13-0
TOTAL OFFENSE PLAYS-YARDS	61-355	77-383
Fumble Returns-Yards	0-0	0-0
Punt Returns-Yards	2-2	1-0
Kickoff Returns-Yards	1-45	0-0
Interception Returns-Yards	0-0	0-0
Punts (Number-Avg)	7-42.0	6-40.5
Fumbles-Lost	0-0	1-1
Penalties-Yards	7-57	4-50
Possession Time	29:19	30:41
Third-Down Conversions	3 of 11	6 of 16
Fourth-Down Conversions	0 of 1	1 of 3
Red-Zone Scores-Chances	0-1	1-4
Sacks By: Number-Yards	4-24	2-16

RUSHING: Iowa-Wadley, Akrum 12-84; Daniels, LeShun 13-77; Beathard, C.J. 10-37; Sneed, Jay 1-0; TEAM 2-minus 5. Rutgers-Martin, Robert 21-106; Goodwin, Justin 11-74; Oden, Tylin 3-13; Hicks, Josh 3-7; Laviano, Chris 12-5; Harris, Jawaan 1-minus 2; Grant, Janarion 1-minus 5; TEAM 1-minus 5.

PASSING: Iowa-Beathard, C.J. 12-23-0-190.

RECEIVING: Iowa-Vandenberg, Matt 4-17; Kittle, George 2-56; Wadley, Akrum 2-38; Smith, Jerminic 2-36; Daniels, LeShun 1-9; Ross, Brady 1-6. Rutgers-Grant, Janarion 5-88; Patton, Andre 3-33; Harris, Jawaan 3-21; Tsimis, John 1-19; Martin, Robert 1-19.

INTERCEPTIONS: Iowa-None. Rutgers-None.

FUMBLES: Iowa-None. Rutgers-Patton, Andre 1-1.

GAME 5 • OCTOBER 1, 2016

OHIO STADIUM • COLUMBUS, OHIO • 105,830



SCORING

	1	2	3	4	Score
Rutgers (2-3, 0-2)	0	0	0	0	0
No. 2 Ohio State (4-0, 1-0)	6	24	21	7	58

1st	04:19	OSU	Wilson 18 yd pass from Barrett (Durbin kick failed)	3rd	12:36	OSU	Weber 46 yd run (Durbin kick)
2nd	14:11	OSU	Durbin 39 yd field goal		07:24	OSU	Campbell 5 yd run (Durbin kick)
	05:51	OSU	McLaurin 14 yd pass from Barrett (Durbin kick)		03:36	OSU	McCall 20 yd run (Durbin kick)
	02:27	OSU	Baugh 16 yd pass from Barrett (Durbin kick)	4th	13:50	OSU	Dixon 5 yd run (Durbin kick)
	00:11	OSU	Samuel 5 yd pass from Barrett (Durbin kick)				

GAME STATS

	RU	OSU	
FIRST DOWNS	9	32	RUSHING: Rutgers-Martin, Robert 13-40; Laviano, Chris 8-19; Oden, Tylin 9-14; Goodwin, Justin 3-8; Sneed, Trey 2-5; Harris, Jawuan 2-minus 1; TEAM 1-minus 2. Ohio State-Weber, Mike 14-144; McCall, Demario 10-85; Samuel, Curtis 9-68; Barrett, J.T. 5-46; Williams, A. 6-28; Burrow, Joe 4-21; Wilson, Dontre 3-8; Dixon, Johnnie 1-5; Campbell, P 1-5.
RUSHES-YARDS (NET)	38-83	53-410	PASSING: Rutgers-Laviano, Chris 3-12-0-33; Oden, Tylin 0-4-0-0. Ohio State-Barrett, J.T. 21-29-1-238; Burrow, Joe 4-5-0-21; TEAM 0-2-0-0.
PASSING YDS (NET)	33	259	RECEIVING: Rutgers-Harris, Jawuan 3-33; Ohio State-Samuel, Curtis 7-86; Wilson, Dontre 4-53; Campbell, P 4-36; Dixon, Johnnie 2-6; Baugh, Marcus 1-6; Brown, Noah 1-15; McLaurin, Terry 1-14; Stump, Alex 1-8; Clark, James 1-8; Victor, B 1-7; Mack, Austin 1-7; Weber, Mike 1-3.
Passes Att-Comp-Int	16-3-0	36-25-1	INTERCEPTIONS: Rutgers-Cioffi, Anthony 1-0. Ohio State-None.
TOTAL OFFENSE PLAYS-YARDS	54-116	89-669	FUMBLES: Rutgers-Harris, Jawuan 2-0. Ohio State-None.
Fumble Returns-Yards	0-0	0-0	
Punt Returns-Yards	0-0	5-36	
Kickoff Returns-Yards	7-87	1-17	
Interception Returns-Yards	1-0	0-0	
Punts (Number-Avg)	10-37.3	0-0-0	
Fumbles-Lost	2-0	0-0	
Penalties-Yards	4-21	6-64	
Possession Time	21:12	38:48	
Third-Down Conversions	4 of 14	10 of 15	
Fourth-Down Conversions	0 of 0	3 of 4	
Red-Zone Scores-Chances	0-0	8-9	
Sacks By: Number-Yards	0-0	3-18	

GAME 6 • OCTOBER 8, 2016

HIGH POINT SOLUTIONS STADIUM • PISCATAWAY, N.J. • 53,292



SCORING

	1	2	3	4	Score
No. 4 Michigan (6-0, 3-0)	14	29	14	21	78
Rutgers (2-4, 0-3)	0	0	0	0	0

1st	07:44	MICH	Isaac 4 yd run (Allen kick)	3rd	10:28	MICH	Hill 11 yd pass from O'Korn (Allen kick)
	04:27	MICH	Chesson 30 yd pass from Speight (Allen kick)		08:17	MICH	Higdon 15 yd run (Allen kick)
2nd	14:55	MICH	Peppers 7 yd run (Allen kick)	4th	12:45	MICH	Henderson 13 yd run (Tice kick)
	11:57	MICH	Hill 1 yd run (Moore's rush)		09:20	MICH	Higdon 44 yd run (Tice kick)
	07:18	MICH	Hill 1 yd run (Allen kick)		03:46	MICH	Isaac 34 yd run (Tice kick)
	02:10	MICH	Peppers 4 yd run (Allen kick)				

GAME STATS

	MICH	RU	
FIRST DOWNS	23	2	RUSHING: Michigan-Evans, Chris 11-153; Higdon, Karan 13-108; Isaac, Ty 12-99; Peppers, Jabrill 3-74; Henderson, Bobby 2-36; Smith, De'Veon 5-11; McDoom, Eddie 1-6; Crawford, Kekoa 1-4; Morris, Shane 1-3; Hill, Khalid 2-2; O'Korn, John 1-0; TEAM 3-minus 5. Rutgers-Sneed, Trey 8-27; Martin, Robert 10-22; Goodwin, Justin 3-7; Allen, Zach 12-minus 6; Harris, Jawuan 2-minus 8; Laviano, Chris 1-minus 8.
RUSHES-YARDS (NET)	56-481	36-34	PASSING: Michigan-Speight, Wilton 6-13-0-100; O'Korn, John 2-0-19; Morris, Shane 0-1-0-0. Rutgers-Allen, Zach 1-10-0-minus 1; Laviano, Chris 1-8-0-6.
PASSING YDS (NET)	119	5	RECEIVING: Michigan-Darboh, Amara 2-65; Chesson, Jehu 2-34; Hill, Khalid 2-19; Burt, Jake 1-5; Smith, De'Veon 1-minus 4. Rutgers-Harris, Jawuan 2-5.
Passes Att-Comp-Int	16-8-0	18-2-0	INTERCEPTIONS: Michigan-None. Rutgers-None.
TOTAL OFFENSE PLAYS-YARDS	72-600	54-39	FUMBLES: Michigan-Smith, De'Veon 1-1. Rutgers-Allen, Zach 1-1.
Fumble Returns-Yards	0-0	0-0	
Punt Returns-Yards	3-18	2-4	
Kickoff Returns-Yards	0-0	9-175	
Interception Returns-Yards	0-0	0-0	
Punts (Number-Avg)	4-42.2	16-37.7	
Fumbles-Lost	1-1	1-1	
Penalties-Yards	3-25	7-41	
Possession Time	33:16	26:44	
Third-Down Conversions	6 of 11	0 of 17	
Fourth-Down Conversions	1 of 1	0 of 0	
Red-Zone Scores-Chances	8-8	0-0	
Sacks By: Number-Yards	4-28	0-0	

2016 SEASON REVIEW



GAME 7 • OCTOBER 15, 2016

HIGH POINT SOLUTIONS STADIUM • PISCATAWAY, N.J. • 42,640

I 24 R 7

SCORING

	1	2	3	4	Score
Illinois (2-4, 1-2)	0	7	10	7	24
Rutgers (2-5, 0-4)	0	0	0	7	7

2nd	08:47	ILL	Foster 5 yd pass from Crouch (McLaughlin kick)	3rd	11:48	ILL	Foster 5 yd run (McLaughlin kick)
					07:54	ILL	McLaughlin 37 yd field goal
				4th	14:56	RU	Arcidiacono 3 yd pass from Rescigno (Bonagura kick)
					09:32	ILL	Moseley 78 yd interception return (McLaughlin kick)

GAME STATS

	ILL	RU
FIRST DOWNS	10	23
RUSHES-YARDS (NET)	43-228	50-203
PASSING YDS (NET)	92	182
Passes Att-Comp-Int	14-6-1	30-17-1
TOTAL OFFENSE PLAYS-YARDS	57-320	80-385
Fumble Returns-Yards	1-15	0-0
Punt Returns-Yards	3-27	3-21
Kickoff Returns-Yards	1-15	2-38
Interception Returns-Yards	1-78	1-0
Punts (Number-Avg)	6-40.5	4-40.5
Fumbles-Lost	0-0	5-4
Penalties-Yards	6-60	4-36
Possession Time	28:39	31:21
Third-Down Conversions	4 of 13	9 of 16
Fourth-Down Conversions	0 of 0	0 of 3
Red-Zone Scores-Chances	3-4	1-2
Sacks By: Number-Yards	2-10	3-15

RUSHING: Illinois-Foster, Kendrick 21-108; Corbin, Ruggie 8-90; Crouch, Chayce 11-25; Turner, Malik 1-5; Vaughn, KeShawn 1-2; Team 1-minus 2. Rutgers-Martin, Robert 16-95; Goodwin, Justin 13-51; Rescigno, Giovanni 12-37; Laviano, Chris 7-15; Harris, Jawuan 2-5.

PASSING: Illinois-Crouch, Chayce 6-14-1-92. Rutgers-Rescigno, Giovanni 10-18-1-120; Laviano, Chris 7-12-0-62.

RECEIVING: Illinois-Turner, Malik 2-18; Foster, Kendrick 2-8; Vaughn, KeShawn 1-61; Hardee, Justin 1-5. Rutgers-Patterson, Andre 5-90; Tsimis, John 5-39; Harris, Jawuan 3-9; Arcidiacono, Nick 2-3; Agudosi, Carlton 1-23; Goodwin, Justin 1-18.

INTERCEPTIONS: Illinois-Moseley, Darius 1-78. Rutgers-Austin, Blessuan 1-0.

FUMBLES: Illinois-None. Rutgers-Harris, Jawuan 1-1; Rescigno, Giovanni 1-0; Laviano, Chris 1-1; Goodwin, Justin 1-1; Martin, Robert 1-1.

GAME 8 • OCTOBER 22, 2016

TCF BANK STADIUM • MINNEAPOLIS, MINN. • 46,096

M 34 R 32

SCORING

	1	2	3	4	Score
Rutgers (2-6, 0-5)	3	7	13	9	32
Minnesota (5-2, 2-2)	21	0	10	3	34

1st	10:01	MINN	Brooks 1 yd run (Carpenter kick)	3rd	13:29	RU	Patton 37 yd pass from Rescigno (Bonagura kick)
	05:57	RU	Bonagura 29 yd field goal		09:21	MINN	Carpenter 39 yd field goal
	01:55	MINN	Smith 6 yd run (Carpenter kick)		06:29	RU	Hayes 55 yd interception return (Bonagura kick failed)
	00:21	MINN	Leidner 2 yd run (Carpenter kick)		06:15	MINN	Smith 94 yd kickoff return (Carpenter kick)
2nd	07:51	RU	Goodwin 3 yd pass from Rescigno (Bonagura kick)	4th	11:54	RU	Harris 18 yd pass from Rescigno (Rescigno pass failed)
					04:01	RU	Bonagura 39 yd field goal
					00:06	MINN	Carpenter 28 yd field goal

GAME STATS

	RU	MINN
FIRST DOWNS	22	19
RUSHES-YARDS (NET)	36-150	53-243
PASSING YDS (NET)	222	156
Passes Att-Comp-Int	40-23-2	19-11-1
TOTAL OFFENSE PLAYS-YARDS	76-372	72-399
Fumble Returns-Yards	0-0	0-0
Punt Returns-Yards	0-0	3-16
Kickoff Returns-Yards	1-30	6-204
Interception Returns-Yards	1-55	2-0
Punts (Number-Avg)	5-38.6	3-36.0
Fumbles-Lost	1-1	1-1
Penalties-Yards	6-30	6-55
Possession Time	26:51	33:09
Third-Down Conversions	10 of 19	6 of 14
Fourth-Down Conversions	0 of 0	0 of 2
Red-Zone Scores-Chances	3-4	4-6
Sacks By: Number-Yards	0-0	4-30

RUSHING: Rutgers-Goodwin, Justin 19-97; Hicks, Josh 5-27; Rescigno, Giovanni 11-26; Oden, Tylan 1-0. Minnesota-Smith, Rodney 22-111; Brooks, Shannon 22-87; Leidner, Mitch 7-39; Still, Rashad 1-8; TEAM 1-minus 2.

PASSING: Rutgers-Rescigno, Giovanni 22-38-2-220; TEAM 0-1-0-0; Oden, Tylan 1-0-0-2. Minnesota-Leidner, Mitch 11-18-1-156; TEAM 0-1-0-0.

RECEIVING: Rutgers-Goodwin, Justin 6-52; Harris, Jawuan 5-47; Patton, Andre 4-73; Agudosi, Carlton 3-25; Tsimis, John 2-21; Flanagan, Matt 1-11; Sneed, Trey 1-2; Bailey, Dacoven 1-minus 9. Minnesota-Woollacott, Drew 5-50; Smith, Brian 1-34; Johnson, Tyler 1-34; Smith, Rodney 1-27; Carter, Eric 1-4; Brooks, Shannon 1-4; Lingen, Brandon 1-3.

INTERCEPTIONS: Rutgers-Hayes, Damon 1-55. Minnesota-Travis, Damarius 1-0; Myrick, Jalen 1-0.

FUMBLES: Rutgers-Rescigno, Giovanni 1-1. Minnesota-Woollacott, Drew 1-1.

GAME 9 • NOVEMBER 5, 2016

HIGH POINT SOLUTIONS STADIUM • PISCATAWAY, N.J. • 37,345

33 27

SCORING

	1	2	3	4	Score
Indiana (5-4, 3-3)	13	0	13	7	33
Rutgers (2-7, 0-6)	10	7	7	3	27

1st	11:29	IND	Diamond 59 yd run (Oakes kick)	3rd	13:55	RU	Rescigno 1 yd run (Bonagura kick)
	11:12	RU	Patton 68 yd pass from Rescigno (Bonagura kick)		06:32	IND	Patrick 40 yd pass from Lagow (Oakes kick)
	09:56	IND	Jones 36 yd pass from Lagow (Oakes kick failed)		02:01	IND	Redding 34 yd run (Oakes rush failed)
	06:36	RU	Bonagura 32 yd field goal	4th	05:07	IND	Redding 10 yd pass from Lagow (Oakes kick)
2nd	04:33	RU	Davis 75 yd fumble recovery (Bonagura kick)		00:12	RU	Bonagura 20 yd field goal

GAME STATS

	IND	RU	
FIRST DOWNS	27	13	RUSHING: Indiana-Redding, Devine 18-73; Diamond, Zander 4-56; Nates, Tyler 9-18; Williams, Devonte 7-7; Jones, Ricky 5-5; Paige, Mitchell 1-minus 2; TEAM 1-minus 2; Lagow, Richard 3-minus 8. Rutgers-Goodwin, Justin 19-82; Hicks, Josh 4-9; Rescigno, Giovanni 11-2.
RUSHES-YARDS (NET)	44-147	34-93	PASSING: Indiana-Lagow, Richard 28-40-2-394; Diamond, Zander 1-1-0-26. Rutgers-Rescigno, Giovanni 19-36-0-258.
PASSING YDS (NET)	420	258	RECEIVING: Indiana-Paige, Mitchell 6-100; Westbrook, Nick 5-80; Jones, Ricky 5-65; Redding, Devine 4-32; Hale, Donovan 3-48; Timian, Luke 2-38; Williams, Devonte 2-15; Patrick, Camion 1-40; Thomas, Ian 1-2.
Passes Att-Comp-Int	41-29-2	36-19-0	Rutgers-Harris, Jawuan 8-118; Patton, Andre 6-91; Goodwin, Justin 3-48; Arcidiacono, Nick 1-5; Hicks, Josh 1-minus 4.
TOTAL OFFENSE PLAYS-YARDS	85-567	70-351	INTERCEPTIONS: Indiana-None. Rutgers-Hampton, Squan 1-30; Roberts, Devonte 1-7.
Fumble Returns-Yards	0-0	1-75	FUMBLES: Indiana-Nátee, Tyler 1-0; Diamond, Zander 1-1; Paige, Mitchell 1-0; Williams, Devonte 1-1. Rutgers-Rescigno, Giovanni 1-1; Sneed, Trey 1-0.
Punt Returns-Yards	3-6	2-13	
Kickoff Returns-Yards	4-60	3-36	
Interception Returns-Yards	0-0	2-37	
Punts (Number-Avg)	4-35.5	10-33.9	
Fumbles-Lost	4-2	2-1	
Penalties-Yards	4-22	8-80	
Possession Time	32:45	27:15	
Third-Down Conversions	7 of 17	1 of 16	
Fourth-Down Conversions	1 of 3	1 of 2	
Red-Zone Scores-Chances	1-4	3-4	
Sacks By: Number-Yards	3-24	2-10	

GAME 10 • NOVEMBER 12, 2016

SPARTAN STADIUM • EAST LANSING, MICH. • 73,701

49 0

SCORING

	1	2	3	4	Score
Rutgers (2-8, 0-7)	0	0	0	0	0
Michigan State (3-7, 1-6)	21	14	14	0	49

1st	08:21	MSU	Price 2 yd pass from O'Connor (Geiger kick)	3rd	06:54	MSU	London 2 yd run (Geiger kick)
	08:03	MSU	Cox 30 yd interception return (Geiger kick)		01:33	MSU	London 6 yd run (Geiger kick)
	05:22	MSU	Jackson 50 yd pass from O'Connor (Geiger kick)				
2nd	07:07	MSU	Price 4 yd pass from O'Connor (Geiger kick)				
	01:02	MSU	Scott 1 yd run (Geiger kick)				

GAME STATS

	RU	MSU	
FIRST DOWNS	8	20	RUSHING: Rutgers-Oden, Tylin 7-40; Martin, Robert 9-32; Goodwin, Justin 12-30; Sneed, Trey 1-3; Hicks, Josh 7-3; Rescigno, Giovanni 1-1. Michigan State-Scott, U 20-122; London, Madre 9-52; Holmes, Gerald 9-52; O'Connor, Tyler 2-18; Tompkins, Nick 3-16; Williams, D 4-11; Shelton, R.J. 1-3; Stewart, D 1-2; Tylin, Damion 1-1.
RUSHES-YARDS (NET)	36-109	50-277	PASSING: Rutgers-Rescigno, Giovanni 6-16-2-40; Oden, Tylin 0-2-0-0. Michigan State-O'Connor, Tyler 10-15-0-141; Terry, Damion 1-3-0-17; Kuhns, Colar 1-1-0-5.
PASSING YDS (NET)	40	163	RECEIVING: Rutgers-Harris, Jawuan 3-27; Martin, Robert 1-7; Simis, John 1-4; Flanagan, Matt 1-2. Michigan State-Shelton, R.J. 3-32; Price, Josiah 3-13; Jackson, T 2-67; Carley, Donnie 2-18; Madaris, Monty 1-28; Stewart, D 1-5.
Passes Att-Comp-Int	18-6-2	19-12-0	INTERCEPTIONS: Rutgers-None. Michigan State-Cox, Demetrius 1-30; Nicholson, M. 1-10.
TOTAL OFFENSE PLAYS-YARDS	54-149	69-440	FUMBLES: Rutgers-None. Michigan State-Holmes, Gerald 1-0; Terry, Damion 1-0; Sowards, B 1-0.
Fumble Returns-Yards	0-0	0-0	
Punt Returns-Yards	4-9	4-30	
Kickoff Returns-Yards	4-68	0-0	
Interception Returns-Yards	0-0	2-40	
Punts (Number-Avg)	9-38.1	5-39.8	
Fumbles-Lost	0-0	3-0	
Penalties-Yards	6-50	5-40	
Possession Time	24:23	35:37	
Third-Down Conversions	3 of 12	7 of 14	
Fourth-Down Conversions	0 of 0	1 of 1	
Red-Zone Scores-Chances	0-0	5-5	
Sacks By: Number-Yards	0-0	0-0	

2016 SEASON REVIEW



GAME 11 • NOVEMBER 19, 2016

HIGH POINT SOLUTIONS STADIUM • PISCATAWAY, N.J. • 51,366



SCORING

	1	2	3	4	Score
No. 9 Penn State (9-2, 7-1)	6	3	16	14	39
Rutgers (2-9, 0-8)	0	0	0	0	0

1st	06:34	PSU	Davis 32 yd field goal	3rd	12:33	PSU	Barkley 1 yd run (Davis kick)
	01:42	PSU	Davis 34 yd field goal		06:46	PSU	Davis 32 yd field goal
2nd	05:28	PSU	Davis 40 yd field goal		03:32	PSU	Robinson 2 yd run (Fessler pass failed)
				4th	07:59	PSU	Allen 27 yd pass from McSorley (Davis kick)
					04:07	PSU	Stevens 12 yd run (Davis kick)

GAME STATS

	PSU	RU
FIRST DOWNS	25	5
RUSHES-YARDS (NET)	49-339	33-39
PASSING YDS (NET)	210	48
Passes Att-Comp-Int	33-17-0	17-7-0
TOTAL OFFENSE PLAYS-YARDS	82-549	50-87
Fumble Returns-Yards	0-0	0-0
Punt Returns-Yards	1-20	2-14
Kickoff Returns-Yards	1-12	5-97
Interception Returns-Yards	0-0	0-0
Punts (Number-Avg)	3-47.7	12-34.2
Fumbles-Lost	1-1	3-0
Penalties-Yards	3-15	6-50
Possession Time	33:42	26:18
Third-Down Conversions	10 of 19	1 of 14
Fourth-Down Conversions	1 of 2	0 of 0
Red-Zone Scores-Chances	7-8	0-1
Sacks By: Number-Yards	3-15	1-1

RUSHING: Penn State-Barkley, Saquon 16-92; Sanders, Miles 5-85; Stevens, Tommy 6-61; McSorley, Trace 11-55; Allen, Mark 5-26; Robinson, Andre 6-20; Rutgers-Goodwin, Justin 10-20; Oden, Tylin 7-19; Rescigno, Giovanni 9-10; Martin, Robert 2-5; Bailey, Daquan 1-3; TEAM 2-minus 8; Hicks, Josh 2-minus 8

PASSING: Penn State-McSorley, Trace 17-33 0-210; Stevens, Tommy 0-0-0. Rutgers-Rescigno, Giovanni 7-16 0-48; Oden, Tylin 0-1-0-0.

RECEIVING: Penn State-Gesicki, Mike 5-47; Thompkins, DaKendre 4-40; Goodwin, Chris 3-36; Hamilton, DaSean 2-35; Barkley, Saquon 2-25; Allen, Mark 1-27; Rutgers-Patton, Andre 4-29; Harris, Jawuan 1-19; Tsimis, John 1-3; Goodwin, Justin 1-minus 3.

INTERCEPTIONS: Penn State-None. Rutgers-None.

FUMBLES: Penn State-Sanders, Miles 1-1. Rutgers-Rescigno, Giovanni 2-0; Oden, Tylin 1-0.

GAME 12 • NOVEMBER 26, 2016

MARYLAND STADIUM • COLLEGE PARK, MD. • 30,220



SCORING

	1	2	3	4	Score
Rutgers (2-10, 0-9)	0	7	6	0	13
Maryland (6-6, 3-6)	14	7	7	3	31

1st	14:13	UMD	Goins 46 yd run (Greene kick)	3rd	04:48	RU	Goodwin 28 yd run (Bonagura kick blocked)
	07:25	UMD	Morgan 83 yd punt return (Greene kick)		02:38	UMD	Stefanelli 1 yd run (Greene kick)
2nd	10:42	RU	Martin 1 yd run (Bonagura kick)	4th	02:56	UMD	Shinsky 41 yd field goal
	05:09	UMD	Pigrome 28 yd run (Greene kick)				

GAME STATS

	RU	UMD
FIRST DOWNS	22	17
RUSHES-YARDS (NET)	40-147	45-318
PASSING YDS (NET)	203	96
Passes Att-Comp-Int	40-22-0	16-9-0
TOTAL OFFENSE PLAYS-YARDS	80-350	61-414
Fumble Returns-Yards	0-0	0-0
Punt Returns-Yards	1-3	3-113
Kickoff Returns-Yards	4-55	3-73
Interception Returns-Yards	0-0	0-0
Punts (Number-Avg)	6-38.2	4-39.2
Fumbles-Lost	1-1	0-0
Penalties-Yards	3-25	9-60
Possession Time	29:49	30:11
Third-Down Conversions	7 of 18	4 of 13
Fourth-Down Conversions	1 of 3	1 of 2
Red-Zone Scores-Chances	1-2	1-3
Sacks By: Number-Yards	4-31	7-57

RUSHING: Rutgers-Goodwin, Justin 10-86; Martin, Robert 34-73; Bailey, Daquan 2-minus 1; Rescigno, Giovanni 14-minus 14; Maryland-Johnson, T. 11-168; Goins, K. 10-81; Pigrome, T. 1-28; Moore, D. 3-26; Funk, J. 2-11; Hills, P. 10-8; Stefanelli, A. 1-1; Brown, W. 2-minus 5.

PASSING: Rutgers-Rescigno, Giovanni 22-39 0-203; TEAM 0-1-0-0. Maryland-Hills, P. 9-15 0-96; Pigrome, T. 0-1-0-0.

RECEIVING: Rutgers-Patton, Andre 6-69; Harris, Jawuan 6-62; Goodwin, Justin 5-40; Agudosi, Carlton 1-16; Tsimis, John 1-6; Martin, Robert 1-5; Flanagan, Matt 1-3; Bailey, Daquan 1-2; Maryland-Jacobs, L. 2-37; Lane, D. 2-23; Brown, W. 2-16; Johnson, T. 1-11; Cúñez, M. 1-5; Moore, D. 1-4.

INTERCEPTIONS: Rutgers-None. Maryland-None.

FUMBLES: Rutgers-Goodwin, Justin 1-1. Maryland-None.

2016 GAME-BY-GAME STARTERS

OFFENSE

	LT	LG	C	RG	RT	TE
Washington	Cole	Miller	Nelson	Muller	Denman	Arcidiacono
Howard	Cole	Miller	Nelson	Muller	Denman	Flanagan
New Mexico	Cole	Miller	Nelson	Muller	Denman	Arcidiacono
Iowa	Cole	Miller	Nelson	Muller	Denman	Flanagan
Ohio State	Cole	Miller	Nelson	Muller	Denman	Arcidiacono
Michigan	Heeman	Miller	Nelson	Muller	Denman	Flanagan
Illinois	Cole	Miller	Nelson	Muller	Denman	Arcidiacono
Minnesota	Cole	Miller	Nelson	Muller	Seymour	Arcidiacono
Indiana	Cole	Miller	Nelson	Muller	Seymour	Arcidiacono
Michigan State	Cole	Miller	Nelson	Muller	Seymour	Arcidiacono
Penn State	Cole	Miller	Nelson	Muller	Seymour	Arcidiacono
Maryland	Cole	Miller	Nelson	Muller	Seymour	Arcidiacono

	QB	RB	WR	WR	WR	PK
Washington	Laviano	Goodwin	Patton	Agudosi	Grant	Bonagura
Howard	Laviano	Martin	Patton	Agudosi	Grant	Bonagura
New Mexico	Laviano	Martin	Patton	Harris	Grant	Bonagura
Iowa	Laviano	Martin	Patton	Harris	Grant	Bonagura
Ohio State	Laviano	Martin	Patton	Harris	Tsimis	Bonagura
Michigan	Laviano	Martin	Patton	Harris	Tsimis	Bonagura
Illinois	Laviano	Martin	Patton	Harris	Tsimis	Bonagura
Minnesota	Rescigno	Goodwin	Patton	Harris	Tsimis	Bonagura
Indiana	Rescigno	Goodwin	Patton	Hicks	Flanagan#	Bonagura
Michigan State	Rescigno	Goodwin	Patton	Harris	Tsimis	Bonagura
Penn State	Rescigno	Goodwin	Bailey	Hicks^	Flanagan#	Bonagura
Maryland	Rescigno	Goodwin	Patton	Harris	Tsimis	Bonagura

^ - RB

- TE

DEFENSE

	DE	NT	DT	DE	P
Washington	Lambert	Joseph	Hamilton	Pinnix-Odrick	Cintron
Howard	Lambert	Joseph	Hamilton	Pinnix-Odrick	Cintron
New Mexico	Lambert	Joseph	Hamilton	Pinnix-Odrick	Cintron
Iowa	Lambert	Joseph	Hamilton	Pinnix-Odrick	Cintron
Ohio State	Davis	Wilkins	Hamilton	Pinnix-Odrick	Cintron
Michigan	Davis	Joseph	Hamilton	Pinnix-Odrick	Cintron
Illinois	Davis	Joseph	Hamilton	Pinnix-Odrick	Cintron
Minnesota	Davis	Joseph	Hamilton	Pinnix-Odrick	Cintron
Indiana	Davis	Joseph	Hamilton	Pinnix-Odrick	Cintron
Michigan State	Davis	Joseph	Hamilton	Pinnix-Odrick	Cintron
Penn State	Davis	Joseph	Hamilton	Pinnix-Odrick	Cintron
Maryland	Davis	Joseph	Hamilton	Pinnix-Odrick	Cintron

	SLB	MLB	WLB	CB	SS	FS	CB
Washington	Jones	Roberts	Morris	Wharton	Cioffi	Hampton	Austin
Howard	Jones	Roberts	Morris	Wharton	Cioffi	Hester	Austin
New Mexico	Jones	Roberts	Morris	Wharton	Cioffi	Hester	Austin
Iowa	Jones	Roberts	Morris	Wharton	Cioffi	Hester	Austin
Ohio State	Jones	Roberts	Morris	Wharton	Cioffi	Hester	Austin
Michigan	Maddox-Williams	Roberts	Morris	Wharton	Cioffi	Douglas	Austin
Illinois	Maddox-Williams	Roberts	Morris	Wharton	Cioffi	Hampton	Austin
Minnesota	Maddox-Williams	Roberts	Morris	Wharton	Cioffi	Hampton	Austin
Indiana	Maddox-Williams	Roberts	Morris	Wharton	Cioffi	Hampton	Austin
Michigan State	Maddox-Williams	Roberts	Morris	Wharton	Cioffi	Hampton	Hayes
Penn State	Maddox-Williams	Roberts	Morris	Wharton	Cioffi	Hampton	Austin
Maryland	Russell	Roberts	Margolis	Wharton	Cioffi	Hampton	Austin

2016 SEASON REVIEW



2016 STATISTICS

	OVERALL	HOME	AWAY	NEUTRAL
ALL GAMES	2-10	2-5	0-5	0-0
CONFERENCE	0-9	0-5	0-4	0-0
NON-CONFERENCE	2-1	2-0	0-1	0-0

Date	Opponent	Score	Overall	Conference	Time	Attendance
Sept. 3, 2016	at #14 Washington	L, 48-13	0-1	-	3:13	58,640
Sept. 10, 2016	HOWARD	W, 52-14	1-1	-	3:37	45,245
Sept. 17, 2016	NEW MEXICO	W, 37-28	2-1	-	3:36	39,680
Sept. 24, 2016	IOWA*	L, 14-7	2-2	0-1	3:16	44,061
Oct. 1, 2016	at #2 Ohio State*	L, 58-0	2-3	0-2	3:07	105,830
Oct. 8, 2016	#4 MICHIGAN*	L, 78-0	2-4	0-3	3:26	53,292
Oct. 15, 2016	ILLINOIS*	L, 24-7	2-5	0-4	3:08	42,640
Oct. 22, 2016	at Minnesota*	L, 34-32	2-6	0-5	3:25	46,096
Nov. 5, 2016	INDIANA*	L, 33-27	2-7	0-6	3:33	37,345
Nov. 12, 2016	at Michigan State*	L, 49-0	2-8	0-7	2:54	73,701
Nov. 19, 2016	#9 PENN STATE*	L, 39-0	2-9	0-8	3:09	51,366
Nov. 26, 2016	at Maryland*	L, 31-13	2-10	0-9	3:08	30,220

* indicates conference game

TEAM STATISTICS

	RUTGERS	OPPONENTS
SCORING	188	450
Points Per Game	15.7	37.5
Points Off Turnovers	26	66
FIRST DOWNS	186	242
Rushing/Passing/Penalty	96/81/9	143/87/12
RUSHING YARDAGE/ATTEMPTS	1739/489	3170/556
Yards Gained Rushing	2183	3393
Yards Lost Rushing	444	223
Average Per Rush/Per Game	3.6/144.9	5.7/264.2
TDs Rushing	8	33
PASSING YARDAGE	1659	2238
Comp-Att-Int	159-332-7	172-295-8
Average Per Pass/Per Catch/Per Game	5.0/10.4/138.2	7.6/13.0/186.5
TDs Passing	11	21
TOTAL OFFENSE	3398	5408
Total Plays	821	851
Average Per Play/Per Game	4.1/283.2	6.4/450.7
KICK RETURNS: #-Yards	41-781	37-836
PUNT RETURNS: #-Yards	22-168	35-366
INT RETURNS: #-Yards	8-97	7-164
KICK RETURN AVERAGE	19.0	22.6
PUNT RETURN AVERAGE	7.6	10.5
INT RETURN AVERAGE	12.1	23.4
FUMBLES-LOST	21-12	15-6
PENALTIES-Yards	63-516	70-555
Average Per Game	43.0	46.2
PUNTS-Yards	97-3618	59-2275
Average Per Punt/Net Punt Average	37.3/32.3	38.6/35.0
KICKOFFS-Yards	44-2433	81-4964
Average Per Kick/Net Kick Average	55.3/34.0	61.3/39.6
TIME OF POSSESSION/Game	27:10	32:50
3RD-DOWN Conversions	60/195	70/173
3rd-Down Pct	31%	40%
4TH-DOWN Conversions	7/16	11/21
4th-Down Pct	44%	52%
SACKS BY-Yards	21-110	34-246
TOUCHDOWNS SCORED	23	60
FIELD GOALS-ATTEMPTS	10-14	11-21
ON-SIDE KICKS	0-1	0-1
RED-ZONE SCORES	(17-25) 68%	(40-55) 73%
RED-ZONE TOUCHDOWNS	(9-25) 36%	(33-55) 60%
PAT-ATTEMPTS	(20-22) 91%	(55-57) 96%
ATTENDANCE	313629	314487
Games/Average Per Game	7/44804	5/62897

SCORE BY QUARTERS

	1st	2nd	3rd	4th	Total
Rutgers	27	52	50	59	188
Opponents	154	101	119	76	450

INDIVIDUAL STATISTICS

RUSHING	G	ATT	GAIN	LOSS	NET	AVG	TD	LONG	AVG/G
Martin, Robert	10	121	648	23	625	5.2	2	80	62.5
Goodwin, Justin	12	118	555	38	517	4.4	1	36	43.1
Hicks, Josh	10	45	178	21	157	3.5	0	19	15.7
Oden, Tylin	6	37	159	15	144	3.9	0	30	24.0
Grant, Janarion	4	16	147	9	138	8.6	3	58	34.5
Rescigno, Giovanni	7	59	259	152	107	1.8	2	42	15.3
Sneed, Trey	12	16	55	2	53	3.3	0	12	4.4
Laviano, Chris	7	45	146	94	52	1.2	0	18	7.4
Bailey, Dacoven	12	4	4	2	2	0.5	0	3	0.2
Total	12	489	2183	444	1739	3.6	8	80	144.9
Opponents	12	556	3393	223	3170	5.7	33	63	264.2

PASSING	G	EFFIC	CMP-ATT-INT	PCT	YDS	TD	LNG	AVG/G
Rescigno, Giovanni	7	102.56	86-163-5	52.8	889	5	68	127.0
Laviano, Chris	7	100.23	70-145-2	48.3	748	5	76	106.9
Allen, Zach	2	7.63	1-12-0	8.3	-1	0	0	-0.5
Oden, Tylin	6	14.60	1-8-0	12.5	2	0	2	0.3
TEAM	9	0.00	0-3-0	0.0	0	0	0	0.0
Grant, Janarion	4	606.40	1-1-0	100.0	21	1	21	5.2
Total	12	96.58	159-332-7	47.9	1659	11	76	138.2
Opponents	12	140.10	172-295-8	58.3	2238	21	61	186.5

RECEIVING	G	NO.	YDS	AVG	TD	LONG	AVG/G
Harris, Jawuan	12	39	481	12.3	3	75	40.1
Patton, Andre	12	33	460	13.9	5	68	38.3
Goodwin, Justin	12	22	204	9.3	1	30	17.0
Grant, Janarion	4	20	210	10.5	0	76	52.5
Tsimis, John	12	11	94	8.5	0	19	7.8
Arcidiacono, Nick	12	10	62	6.2	1	13	5.2
Agudosi, Carlton	12	8	89	11.1	1	23	7.4
Flanagan, Matt	12	6	29	4.8	0	11	2.4
Martin, Robert	10	5	37	7.4	0	19	3.7
Bailey, Dacoven	12	3	-5	-1.7	0	2	-0.4
Sneed, Trey	12	1	2	2.0	0	2	0.2
Hicks, Josh	10	1	-4	-4.0	0	0	-0.4
Total	12	159	1659	10.4	11	76	138.2
Opponents	12	172	2238	13.0	21	61	186.5

TOTAL OFFENSE	G	PLAYS	RUSH	PASS	TOTAL	AVG/G
Rescigno, Giovanni	7	222	107	889	996	142.3
Laviano, Chris	7	190	52	748	800	114.3
Martin, Robert	10	121	625	0	625	62.5
Goodwin, Justin	12	118	517	0	517	43.1
Grant, Janarion	4	17	138	21	159	39.8
Hicks, Josh	10	45	157	0	157	15.7
Oden, Tylin	6	45	144	2	146	24.3
Sneed, Trey	12	16	53	0	53	4.4
Bailey, Dacoven	12	4	2	0	2	0.2
Harris, Jawuan	12	7	-6	0	-6	-0.5
Allen, Zach	2	25	-5	-1	-6	-3.0
TEAM	9	11	-45	0	-45	-5.0
Total	12	821	1739	1659	3398	283.2
Opponents	12	851	3170	2238	5408	450.7

2016 SEASON REVIEW



ALL PURPOSE	G	RUSH	REC	PR	KOR	IR	TOT	AVG/G
Goodwin, Justin	12	517	204	0	460	0	1181	98.4
Martin, Robert	10	625	37	0	0	0	662	66.2
Grant, Janarion	4	138	210	112	195	0	655	163.8
Harris, Jawuan	12	-6	481	56	0	0	531	44.2
Patton, Andre	12	0	460	0	0	0	460	38.3
Hicks, Josh	10	157	-4	0	77	0	230	23.0
Oden, Tylin	6	144	0	0	0	0	144	24.0
Rescigno, Giovanni	7	107	0	0	0	0	107	15.3
Sneed, Trey	12	53	2	0	49	0	104	8.7
Tsimis, John	12	0	94	0	0	0	94	7.8
Agudosi, Carlton	12	0	89	0	0	0	89	7.4
Arcidiacono, Nick	12	0	62	0	0	0	62	5.2
Hayes, Damon	11	0	0	0	0	55	55	5.0
Laviano, Chris	7	52	0	0	0	0	52	7.4
Hampton, Saquan	7	0	0	0	0	30	30	4.3
Flanagan, Matt	12	0	29	0	0	0	29	2.4
Roberts, Deonte	12	0	0	0	0	7	7	0.6
Gray, K.J.	10	0	0	0	0	5	5	0.5
Bailey, Dacoven	12	2	-5	0	0	0	-3	-0.2
Allen, Zach	2	-5	0	0	0	0	-5	-2.5
TEAM	9	-45	0	0	0	0	-45	-5.0
Total	12	1739	1659	168	781	97	4444	370.3
Opponents	12	3170	2238	366	836	164	6774	564.5

SCORING	TD	FGS	-----PATs-----				DXP	SAF	POINTS
			KICK	RUSH	RCV	PASS			
Bonagura, David	0	10-14	20-22	0-0	0	0-0	0	0	50
Grant, Janarion	5	0-0	0-0	0-0	0	0-0	0	0	30
Patton, Andre	5	0-0	0-0	0-0	0	0-0	0	0	30
Harris, Jawuan	3	0-0	0-0	0-0	0	0-0	0	0	18
Goodwin, Justin	2	0-0	0-0	0-0	0	0-0	0	0	12
Martin, Robert	2	0-0	0-0	0-0	0	0-0	0	0	12
Rescigno, Giovanni	2	0-0	0-0	0-0	0	0-1	0	0	12
Agudosi, Carlton	1	0-0	0-0	0-0	0	0-0	0	0	6
Arcidiacono, Nick	1	0-0	0-0	0-0	0	0-0	0	0	6
Hayes, Damon	1	0-0	0-0	0-0	0	0-0	0	0	6
Davis, Darnell	1	0-0	0-0	0-0	0	0-0	0	0	6
Total	23	10-14	20-22	0-0	0	0-1	0	0	188
Opponents	60	11-21	55-57	1-2	0	0-1	0	0	450

FIELD GOALS	FGM-FGA	Pct	01-19	20-29	30-39	40-49	50-99	Lg	Blk
Bonagura, David	10-14	71.4	0-0	5-5	4-5	1-4	0-0	41	0

FIELD GOAL SEQUENCE	RUTGERS	OPPONENTS
Washington	(38),(23)	(45),47,(42)
Howard	41,(28)	-
New Mexico	(41),(33),(28)	32
Iowa	-	-
Ohio State	-	(33)
Michigan	-	-
Illinois	-	51,(37),42
Minnesota	(29),(39)	34,(39),(28)
Indiana	(32),33,(20)	54,20,42
Michigan State	-	-
Penn State	45	(32),(34),(40),(32)
Maryland	40	46,34,(41)

Numbers in (parentheses) indicate field goal was made.

PUNTING	NO.	YDS	AVG	LONG	TB	FC	I20	50+	BLKD
Cintron, Michael	95	3600	37.9	61	6	27	20	7	2
TEAM	2	18	9.0	18	0	0	0	0	0

KICKOFFS	NO.	YDS	AVG	TB	OB	RETN	NET	YDLN
Bonagura, David	23	1276	55.5	4	1			
Smolar, Jared	21	1157	55.1	0	0			
Total	44	2433	55.3	4	1	836	34.0	30
Opponents	81	4964	61.3	39	1	781	39.6	25

PUNT RETURNS	NO.	YDS	AVG	TD	LONG
Harris, Jawuan	15	56	3.7	0	15
Grant, Janarion	7	112	16.0	1	69
Total	22	168	7.6	1	69
Opponents	35	366	10.5	2	83

KICK RETURNS	NO.	YDS	AVG	TD	LONG
Goodwin, Justin	25	460	18.4	0	51
Grant, Janarion	6	195	32.5	1	84
Hicks, Josh	6	77	12.8	0	20
Sneed, Trey	4	49	12.2	0	21
Total	41	781	19.0	1	84
Opponents	37	836	22.6	2	94

INTERCEPTIONS	NO.	YDS	AVG	TD	LONG
Cioffi, Anthony	2	0	0.0	0	0
Austin, Blessuan	1	0	0.0	0	0
Hayes, Damon	1	55	55.0	1	55
Hampton, Saquan	1	30	30.0	0	30
Roberts, Deonte	1	7	7.0	0	7
Gray, K.J.	1	5	5.0	0	5
Wharton, Isaiah	1	0	0.0	0	0
Total	8	97	12.1	1	55
Opponents	7	164	23.4	2	78

FUMBLE RETURNS	NO.	YDS	AVG	TD	LONG
Davis, Darnell	1	75	75.0	1	75
Austin, Blessuan	1	13	13.0	0	13
Harris, Jawuan	0	-9	0.0	0	0
Total	2	79	39.5	1	75
Opponents	1	15	15.0	0	15

2016 SEASON REVIEW



DEFENSE	G	S/A/TT	TFL/YDS	SKS-YDS	INT-YDS	BRUP	QBH	FR-YDS	FF	BLKS
Morris, Trevor	12	54/48/102	3.5-13	1.0-7	.	1	1	.	.	.
Roberts, Deonte	12	35/60/95	3.0-9	.	1-7	2	1	.	1	.
Cioffi, Anthony	12	32/31/63	.	.	2-0	4
Hamilton, Darius	12	19/37/56	2.5-6	0.5-3	.	.	2	.	.	.
Pinnix-Odrick, Julian	12	22/30/52	10.0-40	5.0-29	.	3	9	.	1	.
Hester, Kiy	8	35/17/52	6.5-18	1.0-6	.	3
Maddox-Williams, Tyreek	11	20/27/47	1.5-1	0.5-0	.	1	3	.	.	1
Hampton, Saquan	7	30/16/46	3.0-9	.	1-30	1
Wharton, Isaiah	12	35/11/46	5.0-13	.	1-0	5	1	.	.	1
Austin, Blessuan	11	30/11/41	1.0-1	1.0-1	1-0	14	1	1-13	.	.
Davis, Darnell	12	21/20/41	8.0-25	2.0-15	.	.	2	2-75	2	.
Joseph, Sebastian	12	13/17/30	3.5-10	1.0-6	.	1	5	.	1	1
Hayes, Damon	11	15/10/25	2.0-2	1.0-1	1-55	3	1	.	.	.
Jones, Greg	5	12/8/20	2.0-9	1.0-3	.	1	1	.	.	.
Marquez, Kevin	11	10/8/18
Russell, Brandon	12	5/11/16	1.0-1
Gray, K.J.	10	9/6/15	.	.	1-5	.	.	2-0	.	.
Wilkins, Kevin	12	8/7/15	2.0-4	1.5-3	.	1
Lambert, Quanzell	4	11/4/15	1.5-5	0.5-4	.	.	4	.	.	.
Bateky, Jon	12	9/5/14	4.0-11	0.5-4	.	1
Hogan, Jimmy	9	4/6/10	2.0-4	0.5-2
Margolis, Eric	9	2/6/8	0.5-0	0.5-0
Nash, Myles	12	2/4/6	1	.	.	.
Bailey, Dacoven	12	4/2/6
Harris, Jawuan	12	3/3/6	0--9	1	.
Douglas, Ross	10	4/1/5	0.5-3	0.5-3
Agudosi, Carlton	12	4/1/5
Clayton, Najee	2	3/2/5	.	.	.	1
Taylor, T.J.	12	2/3/5
Matthews, Vance	12	2/3/5
Johnson, Isaiah	4	1/2/3	1-0	.	.
Stevens, Lawrence	3	2/1/3
Hicks, Josh	10	1/2/3
Sneed, Trey	12	2/1/3
Anyia, Sandy	12	2/1/3
Turay, Kemoko	8	3/0/3	2.0-16	2.0-16	.	.	1	.	.	.
Patton, Andre	12	3/0/3
Wiafe, Eric	4	2/0/2
Campbell, Zane	2	0/2/2
James, Ronnie	4	2/0/2
Carter, Ron'Dell	5	0/2/2	0.5-4	0.5-4
Martin, Robert	10	2/0/2
Arcidiacono, Nick	12	2/0/2
Hunt, Andre	1	0/1/1	0.5-3	0.5-3
Grant, Janarion	4	1/0/1
Smolar, Jared	3	0/1/1
Bonagura, David	12	0/1/1
Lucy, Alan	12	0/1/1
Parker, Marcus	7	1/0/1
Total	12	479/430/909	66-207	21-110	8-97	42	33	6-79	6	3
Opponents	12	483/332/815	93.0-409	34-246	7-164	31	25	12-15	13	3

GAME-BY-GAME STATISTICS

OFFENSE	RUSH	RUSH YDS	RUSH TD	RUSH LG	RCV	RCV YDS	RCV TD	RCV LG
at Washington	48	136	1	19	24	168	0	29
HOWARD	53	375	3	58	11	137	3	29
NEW MEXICO	32	177	1	80	12	173	2	75
IOWA	53	193	0	24	13	190	1	76
at Ohio State	38	83	0	16	3	33	0	21
MICHIGAN	36	34	0	12	2	5	0	6
ILLINOIS	50	203	0	32	17	182	1	38
at Minnesota	36	150	0	22	23	222	3	37
INDIANA	34	93	1	30	19	258	1	68
at Michigan State	36	109	0	14	6	40	0	10
PENN STATE	33	39	0	14	7	48	0	19
at Maryland	40	147	2	36	22	203	0	30
Totals	489	1739	8	80	159	1659	11	76
Opponent	556	3170	33	63	172	2238	21	61

OFFENSE/SPECIAL TEAMS	CMP-ATT-INT	PASSYDS	PASS TD	PASS LG	KOR/PR	KOR/PR YDS	KOR/PR TD	KOR/PR LG	TOTAL OFF
at Washington	24-40-1	168	0	29	3/0	76/0	0/0	32/0	304
HOWARD	11-23-1	137	3	29	3/0	119/0	1/0	84/0	512
NEW MEXICO	12-30-0	173	2	75	0/7	0/112	0/1	0/69	350
IOWA	13-24-0	190	1	76	0/1	0/0	0/0	0/0	383
at Ohio State	3-16-0	33	0	21	7/0	87/0	0/0	20/0	116
MICHIGAN	2-18-0	5	0	6	9/2	175/-4	0/0	38/0	39
ILLINOIS	17-30-1	182	1	38	2/3	38/21	0/0	22/15	385
at Minnesota	23-40-2	222	3	37	1/0	30/0	0/0	30/0	372
INDIANA	19-36-0	258	1	68	3/2	36/13	0/0	21/10	351
at Michigan State	6-18-2	40	0	10	4/4	68/9	0/0	20/7	149
PENN STATE	7-17-0	48	0	19	5/2	97/14	0/0	51/10	87
at Maryland	22-40-0	203	0	30	4/1	55/3	0/0	19/3	350
Totals	159-332-7	1659	11	76	41/22	781/168	1/1	84/69	3398
Opponent	172-295-8	2238	21	61	37/35	836/366	2/2	94/83	5408

Games: 12 • Average/Rush: 3.6 • Average/Catch: 10.4 • Pass Efficiency: 96.58 • Kickoff Return Average: 19.0 • Punt Return Average: 7.6 • All Purpose Average/Game: 370.3 • Total Offense Average/Game: 283.2

DEFENSE	SOLO	AST	TACKLES	TFL-YDS	SCKS-YDS	FF	FR-YDS	INT-YDS	QBH	BRK
at Washington	37	20	57	6.0-19	2.0-9	0	0-0	1-0	0	3
HOWARD	38	30	68	8.0-26	4.0-12	0	0-0	1-0	5	7
NEW MEXICO	52	42	94	9.0-34	3.0-16	1	1-13	1-5	2	3
IOWA	30	24	54	3.0-17	2.0-16	0	0-0	0-0	5	4
at Ohio State	59	28	87	3.0-3	0.0-0	0	0-9	1-0	0	5
MICHIGAN	36	30	66	3.0-7	0.0-0	1	1-0	0-0	3	3
ILLINOIS	33	26	59	5.0-18	3.0-15	0	0-0	1-0	4	2
at Minnesota	45	40	85	3.0-3	0.0-0	0	1-0	1-55	0	1
INDIANA	49	44	93	13.0-32	2.0-10	3	2-75	2-37	4	7
at Michigan State	29	60	89	3.0-4	0.0-0	1	0-0	0-0	1	1
PENN STATE	42	34	76	1.0-1	1.0-1	0	1-0	0-0	8	5
at Maryland	29	52	81	9.0-43	4.0-31	0	0-0	0-0	1	1
Totals	479	430	909	66.0-207	21.0-110	6	6-79	8-97	33	42
Opponent	483	332	815	93.0-409	33.0-245	13	12-15	7-164	25	31

PUNTING	NO	YDS	AVG	LONG	BLKD	TB	FC	50+	I20
at Washington	8	310	38.8	53	0	0	3	1	3
HOWARD	4	171	42.8	53	0	1	0	1	2
NEW MEXICO	7	242	34.6	49	0	0	2	0	2
IOWA	6	243	40.5	49	0	1	1	0	3
at Ohio State	10	373	37.3	47	0	0	2	0	1
MICHIGAN	16	603	37.7	61	0	2	4	1	1
ILLINOIS	4	162	40.5	45	0	0	0	0	1
at Minnesota	5	193	38.6	50	0	1	0	1	0
INDIANA	10	339	33.9	44	1	0	5	0	0
at Michigan State	9	343	38.1	50	0	0	3	1	3
PENN STATE	12	410	34.2	61	1	1	6	1	3
at Maryland	6	229	38.2	57	0	0	1	1	1
Totals	97	3618	37.3	61	2	6	27	7	20
Opponent	59	2275	38.6	55	1	2	19	5	19

2016 SEASON REVIEW



OPPONENT GAME-BY-GAME STATISTICS

OFFENSE	RUSH	RUSH YDS	RUSH TD	RUSH LG	RCV	RCV YDS	RCV TD	RCV LG
at Washington	30	91	0	18	20	289	4	50
HOWARD	39	150	1	47	10	103	1	38
NEW MEXICO	56	293	3	52	13	169	1	36
IOWA	38	193	1	26	12	162	1	36
at Ohio State	53	410	4	49	25	259	4	24
MICHIGAN	56	481	9	63	8	119	2	45
ILLINOIS	43	228	1	53	6	92	1	61
at Minnesota	53	243	3	19	11	156	0	34
INDIANA	44	147	2	59	29	420	3	42
at Michigan State	50	277	3	25	12	163	3	50
PENN STATE	49	339	3	57	17	210	1	28
at Maryland	45	318	3	55	9	96	0	25
Opponent Totals	556	3170	33	63	172	2238	21	61
Rutgers	489	1739	8	80	159	1659	11	76

OFFENSE/SPECIAL TEAMS	CMP-ATT-INT	PASSYDS	PASS TD	PASS LG	KOR/PR	KOR/PR YDS	KOR/PR TD	KOR/PR LG	TOTAL OFF
at Washington	20-29-1	289	4	50	3/3	129/85	1/1	92	380
HOWARD	10-25-1	103	1	38	9/2	143/-6	0/0	29	253
NEW MEXICO	13-24-1	169	1	36	8/3	138/19	0/0	32	462
IOWA	12-23-0	162	1	36	1/2	45/2	0/0	45	355
at Ohio State	25-36-1	259	4	24	1/5	17/36	0/0	17	669
MICHIGAN	8-16-0	119	2	45	0/3	0/18	0/0	0	600
ILLINOIS	6-14-1	92	1	61	1/3	15/27	0/0	15	320
at Minnesota	11-19-1	156	0	34	6/3	204/16	1/0	94	399
INDIANA	29-41-2	420	3	42	4/3	60/6	0/0	26	567
at Michigan State	12-19-0	163	3	50	0/4	0/30	0/0	0	440
PENN STATE	17-33-0	210	1	28	1/1	12/20	0/0	0	549
at Maryland	9-16-0	96	0	25	3/3	73/113	0/1	35	414
Opponent Totals	172-295-8	2238	21	61	37	836/366	2/2	94	5408
Rutgers	159-332-7	1659	11	76	41	781/168	1/1	84	3398

Games: 12 • Average/Rush: 5.7 • Average/Catch: 13.0 • Pass Efficiency: 140.10 • Kickoff Return Average: 22.6 • Punt Return Average: 10.5 • All Purpose Average/Game: 564.5 • Total Offense Average/Game: 450.7

DEFENSE	SOLO	AST	TACKLES	TFL-YDS	SCKS-YDS	FF	FR-YDS	INT-YDS	QBH	BRK
at Washington	56	34	90	6.0-38	2.0-25	2	2-0	1-46	0	2
HOWARD	47	6	53	5.0-24	1.0-14	0	0-0	1-0	0	2
NEW MEXICO	36	16	52	3.0-10	0.0-0	1	1-0	0-0	3	2
IOWA	46	36	82	8.0-34	4.0-24	1	1-0	0-0	1	3
at Ohio State	29	28	57	7.0-24	3.0-18	0	0-0	0-0	1	5
MICHIGAN	26	42	68	13.0-49	4.0-28	1	1-0	0-0	5	4
ILLINOIS	53	30	83	9.0-30	2.0-10	4	4-15	1-78	2	1
at Minnesota	39	32	71	6.0-42	4.0-30	1	1-0	2-0	0	2
INDIANA	42	18	60	9.0-40	3.0-24	0	1-0	0-0	5	2
at Michigan State	29	42	71	4.0-14	0.0-0	0	0-0	2-40	3	1
PENN STATE	33	20	53	11.0-37	3.0-15	2	0-0	0-0	4	3
at Maryland	47	28	75	12.0-67	7.0-57	1	1-0	0-0	1	4
Opponent Totals	483	332	815	93.0-409	33.0-245	13	12-15	7-164	25	31
Rutgers	479	430	909	66.0-207	21.0-110	6	6-79	8-97	33	42

PUNTING	NO	YDS	AVG	LONG	BLKD	TB	FC	50+	I20
at Washington	4	137	34.2	38	0	0	3	0	1
HOWARD	11	375	34.1	49	1	0	5	0	1
NEW MEXICO	8	308	38.5	52	0	1	0	2	2
IOWA	7	294	42.0	55	0	0	5	2	4
at Ohio State	0	0	0.0	0	0	0	0	0	0
MICHIGAN	4	169	42.2	49	0	0	1	0	1
ILLINOIS	6	243	40.5	47	0	1	0	0	2
at Minnesota	3	108	36.0	44	0	0	1	0	2
INDIANA	4	142	35.5	48	0	0	1	0	3
at Michigan State	5	199	39.8	48	0	0	0	0	1
PENN STATE	3	143	47.7	50	0	0	1	1	1
at Maryland	4	157	39.2	49	0	0	2	0	1
Opponent Totals	59	2275	38.6	55	1	2	19	5	19
Rutgers	97	3618	37.3	61	2	6	27	7	20

RUTGERS GAME HIGHS

INDIVIDUAL

Rushes	21	Martin, Robert vs New Mexico (Sep 17, 2016)
		Martin, Robert vs Iowa (Sep 24, 2016)
Yards Rushing	169	Martin, Robert vs New Mexico (Sep 17, 2016)
TD Rushes	2	Grant, Janarion vs Howard (Sep 10, 2016)
Long Rush	80	Martin, Robert vs New Mexico (Sep 17, 2016)
Pass attempts	40	Laviano, Chris at Washington (Sep 03, 2016)
Pass completions	24	Laviano, Chris at Washington (Sep 03, 2016)
Yards Passing	258	Rescigno, Giovanni vs Indiana (Nov 05, 2016)
TD Passes	3	Laviano, Chris vs Howard (Sep 10, 2016)
		Rescigno, Giovanni at Minnesota (Oct 22, 2016)
Long Pass	76	Laviano, Chris vs Iowa (Sep 24, 2016)
Receptions	9	Grant, Janarion at Washington (Sep 03, 2016)
Yards Receiving	118	Harris, Jawuan vs Indiana (Nov 05, 2016)
TD Receptions	1	Harris, Jawuan vs Howard (Sep 10, 2016)
		Agudosi, Carlton vs Howard (Sep 10, 2016)
		Patton, Andre vs Howard (Sep 10, 2016)
		Harris, Jawuan vs New Mexico (Sep 17, 2016)
		Patton, Andre vs New Mexico (Sep 17, 2016)
		Patton, Andre vs Iowa (Sep 24, 2016)
		Arcidiacono, Nick vs Illinois (Oct 15, 2016)
		Goodwin, Justin at Minnesota (Oct 22, 2016)
		Harris, Jawuan at Minnesota (Oct 22, 2016)
		Patton, Andre at Minnesota (Oct 22, 2016)
		Patton, Andre vs Indiana (Nov 05, 2016)
Long Reception	76	Grant, Janarion vs Iowa (Sep 24, 2016)
Field Goals	3	Bonagura, David vs New Mexico (Sep 17, 2016)
Long Field Goal	41	Bonagura, David vs New Mexico (Sep 17, 2016)
Punts	16	Cintron, Michael vs Michigan (Oct 08, 2016)
Punting Avg	42.8	Cintron, Michael vs Howard (Sep 10, 2016)
Long Punt	61	Cintron, Michael vs Michigan (Oct 08, 2016)
		Cintron, Michael vs Penn State (Nov 19, 2016)
Punts inside 20	3	Cintron, Michael at Washington (Sep 03, 2016)
		Cintron, Michael vs Iowa (Sep 24, 2016)
		Cintron, Michael at Michigan State (Nov 12, 2016)
		Cintron, Michael vs Penn State (Nov 19, 2016)
Long Punt Return	69	Grant, Janarion vs New Mexico (Sep 17, 2016)
Long Kickoff Return	84	Grant, Janarion vs Howard (Sep 10, 2016)
Tackles	17	Roberts, Deonte at Michigan State (Nov 12, 2016)
Sacks	2.0	Pinnix-Odrick, Julian vs Howard (Sep 10, 2016)
Tackles For Loss	2.5	Bateky, Jon vs Indiana (Nov 05, 2016)
Interceptions	1	Cioffi, Anthony at Washington (Sep 03, 2016)
		Wharton, Isaiah vs Howard (Sep 10, 2016)
		Gray, K.J. vs New Mexico (Sep 17, 2016)
		Cioffi, Anthony at Ohio State (Oct 01, 2016)
		Austin, Blessuan vs Illinois (Oct 15, 2016)
		Hayes, Damon at Minnesota (Oct 22, 2016)
		Hampton, Saquan vs Indiana (Nov 05, 2016)
		Roberts, Deonte vs Indiana (Nov 05, 2016)

2016 SEASON REVIEW



TEAM

Rushes	53	vs Howard (Sep 10, 2016) vs Iowa (Sep 24, 2016)
Yards Rushing	375	vs Howard (Sep 10, 2016)
Yards Per Rush	7.1	vs Howard (Sep 10, 2016)
TD Rushes	3	vs Howard (Sep 10, 2016)
Pass attempts	40	at Washington (Sep 03, 2016) at Minnesota (Oct 22, 2016) at Maryland (Nov 26, 2016)
Pass completions	24	at Washington (Sep 03, 2016)
Yards Passing	258	vs Indiana (Nov 05, 2016)
Yards Per Pass	7.9	vs Iowa (Sep 24, 2016)
TD Passes	3	vs Howard (Sep 10, 2016) at Minnesota (Oct 22, 2016)
Total Plays	88	at Washington (Sep 03, 2016)
Total Offense	512	vs Howard (Sep 10, 2016)
Yards Per Play	6.7	vs Howard (Sep 10, 2016)
Points	52	vs Howard (Sep 10, 2016)
Sacks By	4	vs Howard (Sep 10, 2016) at Maryland (Nov 26, 2016)
First Downs	26	vs Howard (Sep 10, 2016)
Penalties	8	vs Indiana (Nov 05, 2016)
Penalty Yards	80	vs Indiana (Nov 05, 2016)
Turnovers	5	vs Illinois (Oct 15, 2016)
Interceptions By	2	vs Indiana (Nov 05, 2016)
Punts	16	vs Michigan (Oct 08, 2016)
Punting Avg	42.8	vs Howard (Sep 10, 2016)
Long Punt	61	vs Michigan (Oct 08, 2016) vs Penn State (Nov 19, 2016)
Punts inside 20	3	at Washington (Sep 03, 2016) vs Iowa (Sep 24, 2016) at Michigan State (Nov 12, 2016) vs Penn State (Nov 19, 2016)
Long Punt Return	69	vs New Mexico (Sep 17, 2016)

OPPONENT GAME HIGHS

INDIVIDUAL

Rushes	22	Philyaw, Anthony, vs Howard (Sep 10, 2016)
		Smith, Rodney, at Minnesota (Oct 22, 2016)
		Brooks, Shannon, at Minnesota (Oct 22, 2016)
Yards Rushing	168	Johnson, Ty, at Maryland (Nov 26, 2016)
TD Rushes	2	Peppers, Jabrill, vs Michigan (Oct 08, 2016)
		Higdon, Karan, vs Michigan (Oct 08, 2016)
		Isaac, Ty, vs Michigan (Oct 08, 2016)
		Hill, Khalid, vs Michigan (Oct 08, 2016)
		London, Madre, at Michigan State (Nov 12, 2016)
Long Rush	63	Peppers, Jabrill, vs Michigan (Oct 08, 2016)
Pass attempts	40	Lagow, Richard, vs Indiana (Nov 05, 2016)
Pass completions	28	Lagow, Richard, vs Indiana (Nov 05, 2016)
Yards Passing	394	Lagow, Richard, vs Indiana (Nov 05, 2016)
TD Passes	4	Barrett, J.T., at Ohio State (Oct 01, 2016)
Long Pass	61	Crouch, Chayce, vs Illinois (Oct 15, 2016)
Receptions	7	Samuel, Curtis, at Ohio State (Oct 01, 2016)
Yards Receiving	100	Paige, Mitchell, vs Indiana (Nov 05, 2016)
TD Receptions	2	Ross, John, at Washington (Sep 03, 2016)
		Price, Josiah, at Michigan State (Nov 12, 2016)
Long Reception	61	Vaughn, Ke'Shawn, vs Illinois (Oct 15, 2016)
Field Goals	4	Davis, Tyler, vs Penn State (Nov 19, 2016)
Long Field Goal	45	Van Winkle, Cameron, at Washington (Sep 03, 2016)
Punts	10	Labofsky, Dakota, vs Howard (Sep 10, 2016)
Punting Avg	47.7	Gillikin, Blake, vs Penn State (Nov 19, 2016)
Long Punt	55	Coluzzi, Ron, vs Iowa (Sep 24, 2016)
Punts inside 20	4	Coluzzi, Ron, vs Iowa (Sep 24, 2016)
Long Punt Return	83	Morgan, Teldrick, at Maryland (Nov 26, 2016)
Long Kickoff Return	94	Smith, Rodney, at Minnesota (Oct 22, 2016)
Tackles	15	Carter, Jermaine, at Maryland (Nov 26, 2016)
Sacks	2.0	Hesse, Parker, vs Iowa (Sep 24, 2016)
		Nelson, Matt, vs Iowa (Sep 24, 2016)
		Charlton, Taco, vs Michigan (Oct 08, 2016)
		Ekpe, Hendrick, at Minnesota (Oct 22, 2016)
		Carter, Jermaine, at Maryland (Nov 26, 2016)
		Aniebonam, Jesse, at Maryland (Nov 26, 2016)
Tackles For Loss	3.0	Nelson, Matt, vs Iowa (Sep 24, 2016)
		Smoot, Dawuane, vs Illinois (Oct 15, 2016)
		Ekpe, Hendrick, at Minnesota (Oct 22, 2016)
Interceptions	1	Beaver, Brandon, at Washington (Sep 03, 2016)
		Dunn, Alonte, vs Howard (Sep 10, 2016)
		Mosely, Darius, vs Illinois (Oct 15, 2016)
		Myrick, Jalen, at Minnesota (Oct 22, 2016)
		Travis, Damarius, at Minnesota (Oct 22, 2016)
		Cox, Demetrious, at Michigan State (Nov 12, 2016)
		Nicholson, Montae, at Michigan State (Nov 12, 2016)

2016 SEASON REVIEW



TEAM

Rushes	56	vs New Mexico (Sep 17, 2016)
		vs Michigan (Oct 08, 2016)
Yards Rushing	481	vs Michigan (Oct 08, 2016)
Yards Per Rush	8.6	vs Michigan (Oct 08, 2016)
TD Rushes	9	vs Michigan (Oct 08, 2016)
Pass attempts	41	vs Indiana (Nov 05, 2016)
Pass completions	29	vs Indiana (Nov 05, 2016)
Yards Passing	420	vs Indiana (Nov 05, 2016)
Yards Per Pass	10.2	vs Indiana (Nov 05, 2016)
TD Passes	4	at Washington (Sep 03, 2016)
		at Ohio State (Oct 01, 2016)
Total Plays	89	at Ohio State (Oct 01, 2016)
Total Offense	669	at Ohio State (Oct 01, 2016)
Yards Per Play	8.3	vs Michigan (Oct 08, 2016)
Points	78	vs Michigan (Oct 08, 2016)
Sacks By	7	at Maryland (Nov 26, 2016)
First Downs	32	at Ohio State (Oct 01, 2016)
Penalties	11	vs Howard (Sep 10, 2016)
Penalty Yards	65	vs New Mexico (Sep 17, 2016)
Turnovers	4	vs Indiana (Nov 05, 2016)
Interceptions By	2	at Minnesota (Oct 22, 2016)
		at Michigan State (Nov 12, 2016)
Punts	11	vs Howard (Sep 10, 2016)
Punting Avg	47.7	vs Penn State (Nov 19, 2016)
Long Punt	55	vs Iowa (Sep 24, 2016)
Punts inside 20	4	vs Iowa (Sep 24, 2016)
Long Punt Return	83	at Maryland (Nov 26, 2016)

RUTGERS LONG PLAYS

YARDS	TYPE	PLAYER(S)	OPPONENT
*84	KR	Grant, Janarion	Howard
*80	Rush	Martin, Robert	New Mexico
76	Pass	Grant, Janarion from Laviano, Chris	Iowa
*75	Pass	Harris, Jawuan from Laviano, Chris	New Mexico
*75	FR	Davis, Darnell	Indiana
*69	PR	Grant, Janarion	New Mexico
*68	Pass	Patton, Andre from Rescigno, Giovanni	Indiana
*58	Rush	Grant, Janarion	Howard
*55	INT	Hayes, Damon	Minnesota
51	KR	Goodwin, Justin	Penn State
42	Pass	Harris, Jawuan from Rescigno, Giovanni	Indiana
*42	Rush	Rescigno, Giovanni	Howard
38	KR	Goodwin, Justin	Michigan
38	Pass	Patton, Andre from Rescigno, Giovanni	Illinois
*37	Pass	Patton, Andre from Rescigno, Giovanni	Minnesota
36	Rush	Goodwin, Justin	Maryland
33	PR	Grant, Janarion	New Mexico
32	Rush	Martin, Robert	Illinois
32	KR	Grant, Janarion	Washington
32	KR	Grant, Janarion	Washington
30	KR	Goodwin, Justin	Minnesota
30	Rush	Goodwin, Justin	Indiana
30	Pass	Goodwin, Justin from Rescigno, Giovanni	Maryland
30	INT	Hampton, Saquan	Indiana
30	Rush	Oden, Tylin	Howard
*29	Pass	Harris, Jawuan from Laviano, Chris	Howard
29	Pass	Grant, Janarion from Laviano, Chris	Washington
*28	Rush	Goodwin, Justin	Maryland
27	KR	Goodwin, Justin	Michigan
25	Pass	Harris, Jawuan from Rescigno, Giovanni	Indiana
25	KR	Goodwin, Justin	Michigan
25	Pass	Goodwin, Justin from Laviano, Chris	Washington
24	Rush	Goodwin, Justin	Iowa
23	Pass	Goodwin, Justin from Rescigno, Giovanni	Indiana
23	Pass	Agudosi, Carlton from Rescigno, Giovanni	Illinois
23	KR	Grant, Janarion	Howard
22	Pass	Patton, Andre from Laviano, Chris	Iowa
22	KR	Goodwin, Justin	Illinois
*22	Pass	Patton, Andre from Laviano, Chris	Howard
22	Rush	Goodwin, Justin	Minnesota
21	KR	Sneed, Trey	Indiana
21	Pass	Harris, Jawuan from Laviano, Chris	Ohio State
*21	Rush	Grant, Janarion	Howard
*21	Pass	Patton, Andre from Grant, Janarion	New Mexico

* touchdown scored on play

LONGEST PLAYS OF THE YEAR

Rushing	80	Martin, Robert vs New Mexico (9/17/2016)
Passing	76	Grant, Janarion from Laviano, Chris vs Iowa (9/24/2016)
Punt Return	69	Grant, Janarion vs New Mexico (9/17/2016)
Kick Return	84	Grant, Janarion vs Howard (9/10/2016)
Interception Return	55	Hayes, Damon vs Minnesota (10/22/2016)
Fumble Return	75	Davis, Darnell vs Indiana (11/5/2016)
Punt	61	Cintron, Michael vs Penn State (11/19/2016)
	61	Cintron, Michael vs Michigan (10/8/2016)
Field Goal	41	Bonagura, David vs New Mexico (9/17/2016)

STUDENT

ATHLETE

PART



RUTGERS UNIVERSITY

R



Robert Barchi is the 20th president of Rutgers, The State University of New Jersey, a 69,000-student comprehensive research institution.

Appointed in 2012, President Barchi is leading Rutgers at one of the most exciting moments of its 250-year history. In 2013 he guided the formation of Rutgers Biomedical and Health Sciences, a major new division of the university established when, through restructuring legislation signed by Governor Chris Christie, most units of the former University of Medicine and Dentistry of New Jersey were integrated into Rutgers.

President Barchi led development of an ambitious universitywide strategic plan, the first at Rutgers in nearly 20 years, and a corresponding physical master plan. He helped lead Rutgers into the Big Ten Athletic Conference, a group of similarly sized leading research institutions, and the conference's academic consortium, the Big Ten Academic Alliance. Working closely with Rutgers alumni and friends, he successfully completed the university's first billion-dollar capital campaign. And, after helping advocate for passage of a statewide bond referendum for higher education construction, Dr. Barchi has overseen a capital program totaling more than \$1.6 billion in planning, design, and construction of academic and student-services facilities across all Rutgers locations, including the RWJBarnabas Health Athletic Performance Center for which he and Athletic Director Pat Hobbs broke ground last year.

ROBERT L. BARCHI

PRESIDENT OF RUTGERS UNIVERSITY

From 2004 to 2012, Dr. Barchi served as president of Thomas Jefferson University in Philadelphia, nationally regarded as a top university dedicated to health sciences education and research. Prior to Jefferson, he was provost and chief academic officer of the University of Pennsylvania, an Ivy League institution founded in 1740. There, he had responsibility for Penn's 12 schools, all academic programs, athletics, students, and faculty.

Dr. Barchi was born in Philadelphia but spent his formative years not far from Rutgers in Westfield, N.J. He received his B.S. and M.S. degrees from Georgetown University, and Ph.D. and M.D. degrees from the University of Pennsylvania. He completed specialty training at the Hospital of the University of Pennsylvania and holds board certification in neurology. Throughout his career, Dr. Barchi has been active as a teacher and as an NIH-funded researcher in the fields of neuroscience and neurology, and he has published extensively in his field. He was elected to the National Academy of Medicine in recognition of his pioneering research on the structure and function of voltage-gated ion channels in nerve and muscle, and on the role these critical molecules can play in human disease. He was also elected to the American Society for Clinical Investigation and the Association of American Physicians and named a fellow of the American Association for the Advancement of Science, the American Neurological Association, and the American Academy of Neurology.

In 1972, Dr. Barchi began his academic career as a faculty member at Penn. Within a decade, he rose to become the David Mahoney Professor of Neurological Sciences. Between 1983 and 1996, he served as director of the Mahoney Institute of Neurological Sciences—an interdisciplinary, universitywide entity that he expanded to become the focus for Penn's growth in neuroscience, encompassing the intellectual activities of more than 120 faculty members. Dr. Barchi founded the Department of Neuroscience at Penn and served as its first chair; he also served as chair of the Department of Neurology. He was named the Fairhill Professor in 2002, a position that he still holds in emeritus status.

The University of Pennsylvania named Dr. Barchi as its provost and chief academic officer in 1999, and he served in this capacity until 2004. As provost, Dr. Barchi had responsibility for the university's 12 schools and their academic programs and budgets and Penn's intercollegiate athletics program, as well as for Penn's students and faculty. During his tenure, he worked with president Judith Rodin to reassert the primacy of the academic mission in the direction of the university. He recruited new leadership to nine of the 12 schools at Penn and established a number of universitywide interdisciplinary educational and research institutes. He also led the university through a comprehensive strategic planning process.

As president of Thomas Jefferson University, Dr. Barchi oversaw a period of tremendous growth. The university established three new schools—including the Jefferson School of Pharmacy, which graduated its first class in May 2012, and the Jefferson School of Population Health, the only school in the nation to offer a master's degree in chronic care management. Overall student enrollment increased by 51 percent and annual degrees awarded rose by 54 percent. Dr. Barchi also expanded the reach of the campus, inaugurating the Partnership in Healthcare Education, an academic affiliation with the University of Delaware that offers dual-degree programs between the two institutions.

Other accomplishments at Jefferson include successful implementation of an ambitious strategic plan that integrated the university's clinical, education, and research missions; a comprehensive facilities master plan that supports those missions; and a major fundraising campaign that provides the resources necessary for success. During Dr. Barchi's tenure, Jefferson established 22 new endowed professorships and 50 endowed scholarships, helping to ensure a healthy and diverse community of faculty and students. The university surpassed \$300 million in fundraising under his leadership, twice the amount raised during the preceding eight-year period.



During his presidency, Dr. Barchi also oversaw the transformation of Jefferson's urban environment into a vibrant university campus. A coordinated construction program, coupled with improved landscape design and signage, helped provide visitors and the Jefferson community a sense of place and connectedness to the compact urban campus in the heart of the city's historic district.

Dr. Barchi is married to Francis Harper Barchi, a faculty member in the Edward J. Bloustein School of Planning and Public Policy at Rutgers. Before coming to Rutgers, she was a senior fellow in the Center for Bioethics at the University of Pennsylvania, where she was engaged in education and research activities relating to international research ethics. Francis Barchi holds a Ph.D. in social welfare, a master's in bioethics, and a master's in nonprofit leadership from the University of Pennsylvania, as well as a bachelor's degree from Smith College. She is the former executive vice president of the Dana Foundation in New York, a post she assumed following a 20-year span as president of her own company, which provided protocol and strategic communication services for international clients. Francis Barchi's research focuses on the social and behavioral factors that influence women's health in southern Africa. In 2009, she completed the first major quantitative study on women's autonomy and gender-based violence in Botswana, and she is the principal investigator on a study in that country examining the extent to which women's understanding of HPV and cervical cancer influences

their decision-making about prevention and treatment. She is currently part of a team responsible for ethics training of health professionals in Botswana, Tanzania, and Guatemala.

As an avocation, President Barchi is an expert in the history and mechanical development of clocks and watches. In addition to collecting and conserving examples of these timepieces from the 17th and 18th centuries, he designs and constructs his own precision clocks in his basement machine shop.

The Barchis, who have four adult children and one dog, spend their leisure time at their home in coastal Maine where they are avid boaters and hikers.



PATRICK HOBBS

DIRECTOR OF ATHLETICS

A New Jersey native with over 20 years of leadership experience in higher education and public service, Patrick Hobbs serves as the Director of Athletics at Rutgers University.

Hobbs joined the Scarlet Knights on Nov. 29, 2015, moving south down the New Jersey Turnpike after notable achievements at Seton Hall University. He served as Dean at the Seton Hall School of Law from 1999 to 2015 and oversaw the Department of Athletics for the Pirates from 2009 to 2011.

"There is no question about the opportunity at Rutgers," Hobbs said at his introductory press conference. "New Jersey is a special place. This is New Jersey's university."

The transformation under Hobbs' leadership has been significant and unmistakable. Just eight days after his hire, he announced Chris Ash as the 30th head coach in the 146-year history of the football program. Three months later, he tabbed Steve Pikiell as the 19th head coach in Rutgers men's basketball history. Rutgers was the only power five conference school with both a new head football and men's basketball coach in 2016-17.

The restructuring of athletics leadership under Hobbs has enhanced the student-athlete experience, elevated communication, improved resource allocation and enriched customer service. Rutgers Athletics appointed its first full-time nutrition staff, welcomed a new Chief Medical Officer, a Senior Associate AD for Finance, Administration and Planning and a Senior Associate AD for External Affairs and Strategic Communications.

On July 1, 2017, the partnership between Rutgers Athletics and adidas officially began, designating the Portland-based company as the official athletic footwear, apparel and accessory brand of the Scarlet Knights through the 2023-24 athletic season. Additionally, Rutgers will receive adidas' product &

marketing expertise and the two will collaborate on marketing opportunities and the development and enhancement of the licensed retail landscape on campus.

Rutgers also launched a new ScarletKnights.com to begin the fiscal year, with an emphasis on mobile connectivity and streamlined navigation. The site enables Rutgers fans instant access to gameday information, video content and all things Scarlet Knights.

Perhaps the biggest impact under Hobbs has been the development of capital projects to support student-athletes. On Nov. 1, 2016, Rutgers broke ground on the RWJBarnabas Health Athletic Performance Center. The 125,000 square foot facility will serve as a practice center for men's and women's basketball, wrestling and gymnastics. Slated for completion in 2019, the partnership with RWJBarnabas Health will create a comprehensive sports medicine program to serve Rutgers athletes, students and communities throughout New Jersey.

The RWJBarnabas Health Athletic Performance Center is one of several facilities to become a reality via "R B1G Build," a comprehensive campaign to raise \$100 million for new or upgraded facilities. "R B1G Build" launched on Jan. 20, 2016 and has raised \$72,664,478 from 2,671 donors as of June 20, 2017.

The Fred Hill Training Complex, a \$3.25 million project with all funds privately raised, was dedicated on Jan. 31, 2017, and provides a state-of-the-art facility for both baseball and softball to practice year round. The Harriett and Bob Druskin Strength and Conditioning Center, as well as the Abe Suydam men's basketball locker room, were also both dedicated at the RAC in 2017. In addition, the basketball court at the College Ave Gym, affectionately referred to as "The Barn," was dedicated in honor of former co-captain and hall of famer Jim Valvano.

The Marco Battaglia Football Practice Facility, an elite \$8.5 million complex with all funds privately raised, will be completed in August of 2017 for pre-season football camp. High-end practice fields, videoboard, scoreboards, permanent film towers and a state-of-the-art lighting system will provide an ideal training environment while boosting recruiting efforts.

Student-athletes have excelled athletically, academically and in the community under Hobbs' leadership. In 2016-17, Rutgers was the only Division I school to have its men's lacrosse (12), wrestling (12) and women's soccer (25) programs all ranked in final 2016-17 coaches polls. RU also boasted seven All-Americans, three Big Ten champions, 23 All-Big Ten Conference honorees, four Big Ten All-Freshmen selections and one Big Ten Freshman of the Year.

Academically, a school-record eight programs earned NCAA recognition by posting multi-year Academic Progress Rate (APR) scores in the top 10 percent and thirteen programs either tied or set program records for their multiyear APR rates. A record 115 Scarlet Knights earned Spring Academic All-Big Ten honors to culminate a 2016-17 year in which 204 student-athletes earned all-academic recognition. RU also boasted 72 Big Ten Distinguished Scholars, with cumulative grade point averages of 3.7 or better, for the second consecutive year.

In between their athletic and academic achievements, Rutgers student-athletes made 89 community appearances in 2016-17 and performed 5,108 hours of community service. Rather than take a much-deserved break to begin their summers, nine student-athletes traveled to Honduras with the Rutgers Leadership Academy in June to benefit Soles4Souls, a global not-for-profit dedicated to fighting poverty. Shoes and clothing was distributed in poor and disadvantaged communities via the initiative.

When the 2015-16 season came to a close, the momentum under Hobbs was evident. Rutgers was one of just two universities to have its men's and women's soccer, wrestling and men's lacrosse programs all nationally-ranked. RU student-athletes combined to win 16 Big Ten Players of the Year honors and individual championships. In addition, Scarlet Knights earned 17 All-America and 46 All-Big Ten honors.

Rutgers had 228 student-athletes recognized as Academic All-Big Ten, an increase from 196 in 2014-15. In between their athletic and academic achievements, Rutgers student-athletes performed more than 3,500 hours of community service.

Prior to joining Rutgers, Hobbs also worked for New Jersey Governor Chris Christie. In April 2014, he was ap-



pointed Ombudsman to the Office of the Governor, serving as a resource for whistle blowers within the Office. He also oversaw ethics training and guidance to the 140 employees in the Office of the Governor.

As the Interim Director of Athletics at Seton Hall, Hobbs assumed supervision of the department and led searches for men's and women's basketball head coaches. He also conducted the search for and hiring of a permanent athletic director and added the sport of women's golf, which earned two Big East titles in the last five years. Another major accomplishment was negotiating a contract with the Prudential Center as a home site for men's basketball games.

Hobbs joined the Seton Hall Law faculty in 1990 with a specialty in tax law; he became Associate Dean for Finance in 1995 and was named Dean in 1999. In his years as Dean, Hobbs shepherded the Law School through a series of groundbreaking initiatives that raised Seton Hall Law to unprecedented prominence. The school was the fastest-rising law school in the U.S. News & World Report ranking over the past decade. One of the highlights includes the Health Law program, which is consistently ranked among the top 10 nationally. Seton Hall Law boasts a faculty that is world-renowned in such diverse areas as intellectual property, social justice, corporate bankruptcy, national security policy and employment law.

Hobbs was influential in fundraising at Seton Hall Law by spearheading the \$25 million plus campaign, Seton Hall Law Rising, the school's largest fundraising initiative. Part of the success stemmed from revitalizing alumni support with over 70 percent contributing during the campaign.

During his tenure, Hobbs established several centers of excellence: The Center for Health & Pharmaceutical Law & Policy; the Center for Policy and Research; and the Gibbons Institute of Law, Science & Technology. Under his leadership, Seton Hall Law achieved worldwide prominence through a series of groundbreaking initiatives emanating from the school's social justice mission.

Hobbs advocated for the growth of the Seton Hall Law Center for Social Justice, offering clinical programs with students and professors taking on cases addressing predatory lending, domestic violence, international human rights, and education and housing policy reform.

In 2006, Seton Hall became the education partner of the New Jersey Law and Education Empowerment Project (NJ LEEP). The mission of the Project is to introduce economically disadvantaged students from 8th to 12th grade to the legal profession and to strengthen their academic skills. Since the graduation of the first NJ LEEP cohort in 2011, the program has achieved a 100 percent college acceptance rate among its participants, with several admitted to the nation's top-tier universities.

The Garden State product has been dedicated to fostering greater diversity in the legal profession. In 2008, he formed the Dean's Diversity Council, comprising faculty, students, alumni and administration working in concert to enhance the Law School's inclusive environment. In 2012, Professor Hobbs was honored by the Thurgood Marshall College Fund with its Excellence Award for his work on behalf of diversity within the legal profession and for "exemplifying Justice Thurgood Marshall's commitment to justice, civil rights and education."

Hobbs is a former member of the Standards Review Committee of the American Bar Association, Section of Legal Education and Admissions to the Bar and has twice chaired the Law School Development Committee. He also serves as a member of the boards of the Newark Alliance and Newark Beth Israel Medical Center. Additionally, he served as a member of the Advisory Board of Lexis-Nexis, the New Jersey Commission of Professionalism and the New Jersey Institute for Continuing Legal Education. In 2004, he served as Chair of the Newark, New Jersey Mayor's Blue Ribbon Commission on the Downtown Core Redevelopment, a key initiative driving Newark's resurgence and which led the way for the construction of the Prudential Center entertainment arena.

A member of the New Jersey State Commission of Investigation from 2004-14, Hobbs chaired the Commission for the last four years of his tenure. The independent, bipartisan law enforcement body originally conceived in 1968 as a fact-finding agency whose mission is to expose organized crime, public corruption, and waste and to recommend reforms in the service of the citizens of New Jersey.

Prior to joining Seton Hall Law, Hobbs was a tax attorney with the law firm of Shanley & Fisher in Roseland, N.J. He received his B.A. in accounting, magna cum laude, from Seton Hall University, his J.D. from the University of North Carolina and his LL.M. (in taxation) from New York University.

Hobbs, 57, is the proud father of three children and resides in Basking Ridge, N.J.

ATHLETIC ADMINISTRATION



SARAH BAUMGARTNER
Deputy Director of Athletics



KERRY BRUM
Executive Assistant to
the Athletic Director



MATTHEW COLAGIOVANNI
Senior Associate Athletic
Director - Facilities, Events and
Operations



KATHLEEN HICKEY
Senior Associate Athletic Director/
Senior Woman Administrator



RICH KNUPP
Senior Associate Athletic
Director/Development



KEVIN LORINCZ
Senior Associate
Athletic Director for
Communications



PAUL PERRIER
Senior Associate
Athletic Director/Chief
Compliance Officer



RYAN PISARRI
Senior Associate Athletic
Director/Chief of Staff



DR. YVETTE ROOKS
Chief Medical Officer



MICHAEL SZUL
Senior Associate Athletic Direc-
tor for Finance, Administration
and Planning



RICK THORPE
Senior Associate Athletic
Director for External Affairs and
Strategic Communications



SHAWN TUCKER
Associate Athletic
Director/Student
Athlete Development



PART

VI

RECORDS & RESULTS



RUSHING RECORDS

CAREER RUSHING LEADERS

Yards

1. Ray Rice (2005-07)	4,926
2. Terrell Willis (1993-95)	3,114
3. "JJ" Jennings (1971-73)	2,935
4. Bruce Presley (1992-95)	2,792
5. Brian Leonard (2003-06)	2,775
6. Glen Kehler (1975-78)	2,567
7. Jacki Crooks (1996-99)	2,434
8. Bryant Mitchell (1966-68)	2,286
9. Albert Smith (1982-85)	2,269
10. Henry Benkert (1921-24)	2,124

Attempts

1. Ray Rice (2005-07)	910
2. Brian Leonard (2003-06)	678
3. "JJ" Jennings (1971-73)	650
4. Terrell Willis (1993-95)	588
5. Jacki Crooks (1996-99)	570
6. Bruce Presley (1992-95)	552
7. Albert Smith (1982-85)	542
8. Glen Kehler (1975-78)	537
9. Bryant Mitchell (1966-68)	495
10. Jawan Jamison (2011-12)	486

Touchdowns

1. Ray Rice (2005-07)	49
2. "JJ" Jennings (1971-73)	34
3. Brian Leonard (2003-06)	32
Bill Austin (1956-58)	32
Henry Benkert (1921-24)	32
6. Harvey Grimsley (1946-49)	28
7. Mike Fisher (1974-77)	26
8. Albert Smith (1982-85)	23
Homer Hazel (1916, 1923-24)	23
10. Bryant Mitchell (1966-68)	22

Yards Per Attempt (Min. 100 Carries)

1. Steve Simms (1959-61)	205-1,240/6.00
2. Paul James (2012-15)	323-1,810/5.60
3. Ray Rice (2005-07)	910-4,926/5.40
4. Terrell Willis (1993-95)	588-3,114/5.30
5. Robert Martin (2014-16)	349-1,822/5.22
6. Josh Hicks (2014-16)	244-1,271/5.21
7. Bruce Presley (1992-95)	552-2,792/5.06
8. Curt Edwards (1974-75)	425-2,046/4.81
9. Glen Kehler (1975-78)	537-2,567/4.78
10. Ted Blackwell (1977-80)	385-1,829/4.75

Consecutive 100-Yard Games

1. Ray Rice (10/13/2007 - 1/5/2008)	8
2. Ray Rice (12/28/2005 - 9/29/2006)	7
"JJ" Jennings (11/25/1972 - 11/7/1973)	7
4. Jawan Jamison (12/30/2011 - 10/6/2012)	6
5. Jacki Crooks (10/31/1998 - 9/4/1999)	5
Curt Edwards (11/1/1975 - 11/29/1975)	5
Bryant Mitchell (10/26/1968 - 11/23/1968)	5

100-Yard Games

1. Ray Rice (2005-07)	25
2. "JJ" Jennings (1971-73)	19
3. Bryant Mitchell (1966-68)	12
4. Terrell Willis (1993-95)	10
Bruce Presley (1992-95)	10
Curt Edwards (1974-75)	10

200-Yard Games

1. Ray Rice (2005-07)	6
2. Terrell Willis (1993-95)	3
3. "JJ" Jennings (1971-73)	2
4. Josh Hicks (2014-16)	1
Jawan Jamison (2011-12)	1
Curt Edwards (1974-75)	1
Ben Greenberg (1927-29)	1
Henry Benkert (1921-24)	1
Toady Bracher (1913-16)	1
Ralph Todd (1910-14)	1

SEASON RUSHING LEADERS

Yards

1. Ray Rice (2007)	2,012
2. Ray Rice (2006)	1,794
3. "JJ" Jennings (1973)	1,353
4. "JJ" Jennings (1972)	1,262
5. Terrell Willis (1993)	1,261
6. Bryant Mitchell (1968)	1,204
7. Curt Edwards (1975)	1,157
8. Ray Rice (2005)	1,120
9. Terrell Willis (1994)	1,080
10. Jawan Jamison (2012)	1,075

Attempts

1. Ray Rice (2007)	380
2. Ray Rice (2006)	335
3. "JJ" Jennings (1973)	303
4. "JJ" Jennings (1972)	287
5. Jawan Jamison (2012)	255
6. Bryant Mitchell (1968)	238
7. Curt Edwards (1975)	236
8. Jawan Jamison (2011)	231
9. Terrell Willis (1994)	216
10. Brian Leonard (2003)	213

RECORDS & RESULTS



Touchdowns

1. Ray Rice (2007)	24
2. "JJ" Jennings (1973)	21
3. Ray Rice (2006)	19
4. Henry Benkert (1924)	16
Howard Talman (1915)	16
6. Bill Austin (1958)	15
7. Terrell Willis (1993)	13
8. Frank Kelly (1917)	12
9. Bill Austin (1957)	10
Homer Hazel (1923)	10

SINGLE-GAME RUSHING LEADERS

Yards

1. Ray Rice vs. Ball State (1/5/2008)	280
2. Ray Rice at Army (11/9/2007)	243
3. Terrell Willis vs. Temple (11/5/1994)	232
4. "JJ" Jennings vs. Massachusetts (10/6/1973)	230
5. Ray Rice at Pittsburgh (10/21/2006)	225
6. Terrell Willis at Army (10/16/1993)	221
7. Toady Bracher at Stevens (11/20/1915)	220
8. Ray Rice at Connecticut (10/22/2005)	217
9. "JJ" Jennings vs. Colgate (11/25/1972)	214
10. Ralph Todd at Stevens (11/21/2014)	208

Attempts

1. Savon Huggins at Cincinnati (11/17/2012)	41
Jawan Jamison at USF (9/13/2012)	41
3. "JJ" Jennings vs. Colgate (11/25/1972)	40
4. Ray Rice vs. USF (10/18/2007)	39
Ray Rice at Pittsburgh (10/21/2006)	39
"JJ" Jennings at Princeton (9/29/1973)	39
"JJ" Jennings at Columbia (10/28/1972)	39
8. Ray Rice vs. Navy (9/7/2007)	37
Brian Leonard vs. Syracuse (11/29/2003)	37
Terrell Willis vs. Army (10/16/1993)	37
Curt Edwards vs. William & Mary (10/18/1975)	37

Touchdowns

1. "JJ" Jennings at Princeton (9/29/1973)	5
Howard Talman vs. RPI (10/9/1915)	5
3. Ray Rice vs. Ball State (1/5/2008)	4
Justise Hairston vs. Navy (9/27/2003)	4
Terrell Willis at Army (10/16/1993)	4
Curt Edwards vs. Lafayette (11/8/1975)	4
Bill Austin vs. Richmond (10/26/1957)	4

Longest Rushing Plays From Scrimmage

1. Mohamed Sanu vs. Tulane (10/2/2010)	91
2. Ray Rice vs. Ball State (1/5/2008)	90
Chad Bosch vs. Temple (10/26/1996)	90
4. Jim Monahan at Temple (10/6/1951)	89
5. Bill Austin vs. Connecticut (10/5/1957)	87
6. Bryant Mitchell vs. Delaware (11/2/1968)	84
7. Brian Leonard at Illinois (9/3/2005)	83
Bill Tully at Princeton (9/24/1960)	83

100-YARD RUSHING GAMES (SINCE 1951)

Att-Yds-TD	Player – Opponent (Date)
35-280-4	Ray Rice vs. Ball State (1/5/2008)
34-243-2	Ray Rice at Army (11/9/2007)
35-232-2	Terrell Willis vs. Temple (11/5/1994)
30-230-2	"JJ" Jennings vs. Massachusetts (10/6/1973)
39-225-1	Ray Rice at Pittsburgh (10/21/2006)
37-221-4	Terrell Willis at Army (10/16/1993)
27-217-0	Ray Rice at Connecticut (10/22/2005)
40-214-1	"JJ" Jennings vs. Colgate (11/25/1972)
35-207-2	Terrell Willis vs. Navy (9/16/1995)
37-205-1	Curt Edwards vs. William & Mary (10/18/1975)
19-202-1	Josh Hicks vs. North Carolina (12/26/2014)
35-202-2	Ray Rice at USF (9/29/2006)

31-201-3	Ray Rice at North Carolina (9/2/2006)
34-200-2	Jawan Jamison vs. Cincinnati (11/19/2011)
24-199-0	Henry Henderson at Cincinnati (9/5/1987)
36-196-3	Ray Rice at Syracuse (10/13/2007)
24-195-2	Ray Rice vs. Cincinnati (11/26/2005)
39-193-5	"JJ" Jennings at Princeton (9/29/1973)
21-192-3	Paul James vs. Eastern Michigan (9/14/2013)
13-191-1	Terrell Willis vs. Temple (10/2/1993)
29-190-2	Ray Rice vs. Ohio (9/16/2006)
31-189-2	Jacki Crooks at Navy (11/7/1998)
20-189-2	Bill Austin vs. Bucknell (10/18/1958)
22-186-1	Matt Prescott at Temple (10/12/1985)
25-184-3	Ray Rice vs. Buffalo (8/30/2007)
33-184-2	Brian Leonard at Connecticut (11/8/2003)
29-183-2	Albert Ray at Louisville (11/25/1979)
22-182-0	Paul James at Fresno State (8/29/2013)
39-181-0	Ray Rice vs. #2/3 USF (10/18/2007)
41-179-0	Savon Huggins at Cincinnati (11/17/2012)
30-177-1	Dennis Thomas at Buffalo (8/30/2001)
19-176-1	Bill Austin vs. Connecticut (10/5/1957)
37-175-2	Ray Rice vs. Navy (9/7/2007)
29-173-3	Paul James at Washington State (8/28/2014)
32-173-3	"JJ" Jennings vs. Connecticut (11/4/1972)
26-171-0	"JJ" Jennings vs. Morgan State (11/27/1971)
24-170-1	Ray Rice vs. Kansas State (12/28/2006)
21-169-1	Robert Martin vs. New Mexico (9/17/2016)
29-166-1	Jeremy Deering vs. Syracuse (11/13/2010)
13-163-1	Ravon Anderson vs. Syracuse (10/6/2001)
27-162-3	Bryant Mitchell at Princeton (9/30/1967)
31-161-2	Justin Goodwin vs. Houston (10/26/2013)
31-161-4	Justise Hairston vs. Navy (9/27/2003)
19-161-1	Chad Bosch vs. Temple (10/26/1996)
30-160-2	Bryant Mitchell vs. Delaware (11/2/1968)
32-159-1	Jacki Crooks vs. Temple (10/31/1998)
22-159-1	Craig Mitter vs. Army (10/17/1992)
24-159-1	Glen Kehler at Cornell (10/1/1977)
26-158-0	Ray Rice vs. USF (11/5/2005)
22-158-0	Terrell Willis at #11/9 West Virginia (11/6/1993)
33-157-0	Bryant Mitchell vs. Connecticut (11/9/1968)
21-155-3	Terrell Willis at Virginia Tech (10/23/1993)
31-153-0	"JJ" Jennings at Lafayette (10/14/1972)
29-153-2	Bryant Mitchell at Columbia (10/26/1968)
26-152-2	Bryant Mitchell vs. Holy Cross (11/16/1968)
41-151-1	Jawan Jamison at USF (9/13/2012)
26-151-2	Bruce Presley vs. Boston College (11/24/1995)
23-151-2	Albert Smith vs. Cincinnati (9/29/1984)
21-151-1	Curt Edwards at Boston (11/15/1975)
25-150-0	Brian Leonard vs. Michigan State (9/4/2004)
24-149-2	Justin Goodwin at SMU (10/5/2013)
25-149-0	Bruce Presley vs. Duke (9/11/1993)
33-149-0	Curt Edwards vs. Syracuse (11/29/1975)
8-149-1	Mike Fisher vs. Colgate (11/23/1974)
19-149-2	Bryant Mitchell at Lehigh (10/8/1966)
18-148-2	Mohamed Sanu at Louisville (11/27/2009)
17-148-2	Craig Mitter vs. Virginia Tech (10/31/1992)
28-148-1	Mike Botti at Boston College (10/15/1988)
19-147-2	Joe Martinek at Maryland (9/26/2009)
25-147-0	Curt Edwards vs. Air Force (10/26/1974)
21-146-1	Bryant Mitchell vs. Colgate (11/23/1968)
35-145-1	Curt Edwards at Connecticut (11/1/1975)
21-144-1	Bruce Presley at Cincinnati (11/7/1992)
25-144-2	"JJ" Jennings at Holy Cross (11/17/1973)
29-143-1	Kordell Young vs. Syracuse (11/8/2008)
23-143-1	Bryant Mitchell at Cornell (10/5/1968)
30-142-0	Ray Rice vs. #6/6 West Virginia (10/27/2007)
6-142-1	Mark Lassiter vs. Boston (11/19/1977)
20-142-1	Bryant Mitchell vs. Holy Cross (11/18/1967)
29-142-0	Bill Austin at Lafayette (11/9/1957)
22-141-0	Ted Blackwell at Holy Cross (11/18/1978)
26-141-1	Bill Austin vs. Delaware (11/2/1957)
28-140-0	Terrell Willis at Duke (9/9/1995)
20-140-2	Antoine Moore vs. Northwestern (9/21/1991)

24-140-1	Matt Prescott vs. West Virginia (11/8/1986)	15-114-0	Ray Rice vs. Pittsburgh (9/30/2005)
19-140-2	Albert Smith vs. Louisville (10/20/1984)	21-113-2	Josh Hicks vs. Kansas (9/26/2015)
25-139-2	Joe Martinek at Army (10/23/2009)	26-113-2	Paul James vs. USF (12/7/2013)
23-139-0	Curt Edwards at Princeton (9/28/1974)	19-113-1	Vernon Williams vs. Cincinnati (9/29/1984)
37-138-1	Brian Leonard vs. Syracuse (11/29/2003)	28-113-3	"JJ" Jennings vs. Lafayette (10/13/1973)
25-137-1	Glen Kehler at Holy Cross (11/18/1978)	18-112-1	Jawan Jamison at Tulane (9/1/2012)
18-137-2	Mark Lassiter vs. Tulane (11/12/1977)	26-112-1	Ray Rice vs. Pittsburgh (11/17/2007)
13-136-1	Jim Monahan at Temple (10/6/1951)	18-112-2	Mike Botti at #15/13 Penn State (9/24/1988)
24-135-1	Terrell Willis at Pittsburgh (11/19/1994)	15-112-2	Lester Johnson at Yale (10/7/1978)
22-134-2	Jourdan Brooks at Navy (9/20/2008)	15-111-0	Bryant Moore at Richmond (10/30/1982)
25-134-1	Henry Henderson at West Virginia (11/14/1987)	34-111-0	Albert Ray vs. Virginia (9/19/1981)
19-132-1	De'Antwan Williams vs. Texas Southern (10/10/2009)	22-111-1	Steve Simms vs. Lehigh (10/21/1961)
16-132-1	Brian Leonard at Army (9/13/2003)	28-110-0	Jawan Jamison vs. Connecticut (10/6/2012)
12-132-1	Bob Max at Lafayette (11/9/1957)	10-110-0	Jawan Jamison vs. Howard (9/8/2012)
27-131-2	Jawan Jamison vs. Iowa State (12/30/2011)	23-110-0	Jacki Crooks vs. West Virginia (11/14/1998)
22-131-2	Ray Rice vs. #3/4 Louisville (11/9/2006)	23-110-0	Tekay Dorsey vs. Kentucky (9/8/1990)
25-131-0	Glen Kehler at Princeton (9/25/1976)	21-110-3	"JJ" Jennings vs. Colgate (11/20/1971)
21-131-1	Curt Edwards vs. Colgate (11/22/1975)	20-109-1	Joe Martinek vs. Norfolk State (9/2/2010)
23-131-1	Curt Edwards at Hawaii (11/30/1974)	24-109-0	Jacki Crooks at #12/10 Texas (9/6/1997)
24-131-2	Curt Edwards vs. Lehigh (10/12/1974)	23-108-1	Ray Rice vs. Illinois (9/9/2006)
27-131-1	"JJ" Jennings vs. Delaware (10/20/1973)	20-108-0	Ray Rice vs. Arizona State (12/27/2005)
25-129-2	Ray Rice at #15/15 West Virginia (12/2/2006)	27-108-0	Jacki Crooks at California (9/4/1999)
32-129-1	Markis Facyson vs. Army (9/14/2002)	19-108-0	Jacki Crooks vs. Virginia Tech (8/30/1997)
25-128-1	Joe Martinek vs. #23/24 USF (11/12/2009)	16-108-0	Craig Mitter vs. Pittsburgh (9/17/1992)
12-128-1	Brian Leonard at Illinois (9/3/2005)	16-108-2	Ted Blackwell vs. Holy Cross (9/9/1973)
23-128-1	Bill Austin at Delaware (11/1/1958)	26-108-0	Bryant Mitchell at Princeton (9/28/1968)
21-127-2	Dennis Thomas vs. #11/11 Notre Dame (11/18/2000)	16-108-1	Bryant Mitchell vs. Colgate (11/19/1966)
20-127-1	Terrell Willis at Syracuse (9/17/1994)	23-107-1	Ray Rice vs. Syracuse (11/25/2006)
39-127-0	"JJ" Jennings at Columbia (10/28/1972)	21-106-0	Robert Martin vs. Iowa (9/24/2016)
17-126-2	Albert Ray vs. William & Mary (10/18/1980)	19-106-2	Brian Leonard vs. Syracuse (11/25/2006)
18-125-0	Glen Kehler vs. Connecticut (10/9/1976)	26-106-1	Jason Nugent at Boston College (11/30/2002)
28-125-1	Bryant Mitchell vs. Lafayette (9/21/1968)	15-106-0	Craig Mitter vs. Army (10/5/1991)
17-124-3	Robert Martin at Indiana (10/17/2015)	5-105-2	Janarion Grant vs. Howard (9/10/2016)
17-124-3	Jourdan Brooks vs. Howard (9/12/2009)	23-105-3	Ray Rice vs. Howard (9/23/2006)
11-124-1	Jourdan Brooks vs. Louisville (12/4/2008)	30-105-1	Marcus Jones at West Virginia (11/3/2001)
29-124-0	"JJ" Jennings at Cornell (10/7/1972)	20-105-1	Bruce Presley at Tulane (11/11/1995)
26-123-0	Bruce Presley vs. Army (10/8/1994)	27-105-0	Bruce Presley vs. West Virginia (11/14/1992)
21-123-2	Albert Ray at William & Mary (10/20/1979)	15-105-3	Sam Mudie vs. Lehigh (10/21/1961)
30-123-1	"JJ" Jennings at Tampa (12/1/1973)	17-105-1	Steve Simms at Columbia (11/19/1960)
11-123-1	Steve Simms vs. Lafayette (11/5/1960)	26-104-1	Justin Goodwin at Navy (9/20/2014)
19-122-1	Jacki Crooks at Miami (11/15/1997)	31-104-0	Clarence Pittman at #11/11 Tennessee (9/28/2002)
21-122-4	Curt Edwards vs. Lafayette (11/8/1975)	15-104-0	Mike Fisher at Lafayette (11/9/1974)
9-121-1	Mohamed Sanu vs. Tulane (10/2/2010)	24-104-0	"JJ" Jennings at Holy Cross (9/16/1972)
23-121-0	Joe Martinek vs. FIU (9/19/2009)	17-103-2	Bruce Presley vs. Temple (10/2/1993)
24-121-0	Brian Leonard at Buffalo (9/17/2005)	13-103-1	Bruce Presley vs. Army (10/17/1992)
23-121-1	Albert Smith at Syracuse (9/22/1984)	17-103-1	Albert Smith vs. Colgate (10/15/1983)
16-120-1	Jordan Thomas vs. Louisville (11/26/2010)	17-102-0	Robert Martin vs. Kansas (9/26/2015)
30-120-3	Ray Rice at Louisville (11/29/2007)	22-102-0	Jacki Crooks at West Virginia (10/16/1999)
18-120-0	Dennis Thomas vs. Army (9/26/1998)	22-102-2	Craig Mitter at Temple (11/21/1992)
23-120-2	Albert Smith vs. #19/18 West Virginia (11/10/1984)	25-102-1	"JJ" Jennings vs. Boston (11/11/1972)
18-119-3	Paul James vs. Norfolk State (9/7/2013)	18-102-4	Bill Austin vs. Richmond (10/26/1957)
20-119-0	Terrell Willis vs. Cincinnati (10/15/1994)	22-101-1	Jawan Jamison vs. Navy (10/15/2011)
24-119-1	Matt Prescott vs. Army (10/25/1986)	26-101-2	Bill Austin at Colgate (10/4/1958)
18-118-2	Josh Hicks vs. Norfolk State (9/5/2015)	35-101-2	Bill Austin at Colgate (10/12/1957)
33-118-0	Jawan Jamison at Arkansas (9/22/2012)	19-100-2	Robert Martin vs. North Carolina (12/26/2014)
26-118-0	Jacki Crooks at #23/20 Virginia Tech (11/21/1998)	18-100-1	Bruce Presley at #11/9 West Virginia (11/6/1993)
14-118-1	Henry Henderson at Army (10/24/1987)	12-100-1	Henry Henderson vs. Boston College (10/17/1987)
20-118-1	Steve Simms vs. Columbia (11/25/1961)	22-100-1	David Dorn vs. Temple (10/6/1979)
10-118-1	Bill Tully at Princeton (9/24/1960)	23-100-0	Glen Kehler at Massachusetts (11/4/1978)
26-117-2	"JJ" Jennings vs. Lehigh (9/23/1972)	22-100-2	Lester Johnson at Bucknell (9/23/1978)
16-117-0	Mel Brown vs. Delaware (11/2/1968)	13-100-0	Bill Bolash vs. Boston (11/16/1974)
27-117-2	Bill Austin vs. Lafayette (11/3/1956)	28-100-2	"JJ" Jennings at Connecticut (11/3/1973)
18-116-3	Paul James at Army (11/21/2015)	29-100-1	"JJ" Jennings vs. Columbia (10/27/1973)
21-116-1	Ray Rice at #16/20 Connecticut (11/3/2007)		
21-116-0	Tekay Dorsey vs. Colgate (9/15/1990)		
36-116-3	"JJ" Jennings at Lehigh (9/22/1973)		
27-115-1	Justise Hairston at West Virginia (10/18/2003)		
22-115-1	Dennis Thomas vs. West Virginia (11/11/2000)		
23-115-0	Bruce Presley vs. Cincinnati (10/15/1994)		
21-115-1	Albert Ray vs. Cincinnati (9/20/1980)		
20-114-1	Josh Hicks vs. Indiana (11/15/2014)		
19-114-0	Jawan Jamison at Temple (10/20/2012)		

RECORDS & RESULTS



100-YARD RUSHING GAMES BY PLAYER (SINCE 1951)

Ray Rice (25)

280 vs. Ball State (1/5/2008)
243 at Army (11/9/2007)
225 at Pittsburgh (10/21/2006)
217 at Connecticut (10/22/2005)
202 at USF (9/29/2006)
201 at North Carolina (9/2/2006)
196 at Syracuse (10/13/2007)
195 vs. Cincinnati (11/26/2005)
190 vs. Ohio (9/16/2006)
184 vs. Buffalo (8/30/2007)
181 vs. #2/3 USF (10/18/2007)
175 vs. Navy (9/7/2007)
170 vs. Kansas State (12/28/2006)
158 vs. USF (11/5/2005)
142 vs. #6/6 West Virginia (10/27/2007)
131 vs. #3/4 Louisville (11/9/2006)
129 at #15/15 West Virginia (12/2/2006)
120 at Louisville (11/29/2007)
116 at #16/20 Connecticut (11/3/2007)
114 vs. Pittsburgh (9/30/2005)
112 vs. Pittsburgh (11/17/2007)
108 vs. Illinois (9/9/2006)
108 vs. Arizona State (12/27/2005)
107 vs. Syracuse (11/25/2006)
105 vs. Howard (9/23/2006)

"JJ" Jennings (19)

230 vs. Massachusetts (10/6/1973)
214 vs. Colgate (11/25/1972)
193 at Princeton (9/29/1973)
173 vs. Connecticut (11/4/1972)
171 vs. Morgan State (11/27/1971)
153 at Lafayette (10/14/1972)
144 at Holy Cross (11/17/1973)
131 vs. Delaware (10/20/1973)
127 at Columbia (10/28/1972)
124 at Cornell (10/7/1972)
123 at Tampa (12/1/1973)
117 vs. Lehigh (9/23/1972)
116 at Lehigh (9/22/1973)
113 vs. Lafayette (10/13/1973)
110 vs. Colgate (11/20/1971)
104 at Holy Cross (9/16/1972)
102 vs. Boston (11/11/1972)
100 at Connecticut (11/3/1973)
100 vs. Columbia (10/27/1973)

Bryant Mitchell (12)

162 at Princeton (9/30/1967)
160 vs. Delaware (11/2/1968)
157 vs. Connecticut (11/9/1968)
153 at Columbia (10/26/1968)
152 vs. Holy Cross (11/16/1968)
149 at Lehigh (10/8/1966)
146 vs. Colgate (11/23/1968)
143 at Cornell (10/5/1968)
142 vs. Holy Cross (11/18/1967)
125 vs. Lafayette (9/21/1968)
108 vs. Colgate (11/19/1966)
108 at Princeton (9/28/1968)

Curt Edwards (10)

205 vs. William & Mary (10/18/1975)
151 at Boston (11/15/1975)
149 vs. Syracuse (11/29/1975)
147 vs. Air Force (10/26/1974)
145 at Connecticut (11/1/1975)
139 at Princeton (9/28/1974)
131 vs. Colgate (11/22/1975)
131 at Hawaii (11/30/1974)

131 vs. Lehigh (10/12/1974)
122 vs. Lafayette (11/8/1975)

Bruce Presley (10)

151 vs. Boston College (11/24/1995)
149 vs. Duke (9/11/1993)
144 at Cincinnati (11/7/1992)
123 vs. Army (10/8/1994)
115 vs. Cincinnati (10/15/1994)
105 vs. West Virginia (11/14/1992)
105 at Tulane (11/11/1995)
103 vs. Army (10/17/1992)
103 vs. Temple (10/2/1993)
100 at #11/9 West Virginia (11/6/1993)

Terrell Willis (10)

232 vs. Temple (11/5/1994)
221 at Army (10/16/1993)
207 vs. Navy (9/16/1995)
191 vs. Temple (10/2/1993)
158 at #11/9 West Virginia (11/6/1993)
155 at Virginia Tech (10/23/1993)
140 at Duke (9/9/1995)
135 at Pittsburgh (11/19/1994)
127 at Syracuse (9/17/1994)
119 vs. Cincinnati (10/15/1994)

Bill Austin (9)

189 vs. Bucknell (10/18/1958)
176 vs. Connecticut (10/5/1957)
142 at Lafayette (11/9/1957)
141 vs. Delaware (11/2/1957)
128 at Delaware (11/1/1958)
117 vs. Lafayette (11/3/1956)
102 vs. Richmond (10/26/1957)
101 at Colgate (10/4/1958)
101 at Colgate (10/12/1957)

Jacki Crooks (9)

189 at Navy (11/7/1998)
159 vs. Temple (10/31/1998)
122 at Miami (11/15/1997)
118 at #23/20 Virginia Tech (11/21/1998)
110 vs. West Virginia (11/14/1998)
109 at #12/10 Texas (9/6/1997)
108 at California (9/4/1999)
108 vs. Virginia Tech (8/30/1997)
102 at West Virginia (10/16/1999)

Jawan Jamison (9)

200 vs. Cincinnati (11/19/2011)
151 at USF (9/13/2012)
131 vs. Iowa State (12/30/2011)
118 at Arkansas (9/22/2012)
114 at Temple (10/20/2012)
112 at Tulane (9/1/2012)
110 vs. Connecticut (10/6/2012)
110 vs. Howard (9/8/2012)
101 vs. Navy (10/15/2011)

Brian Leonard (7)

184 at Connecticut (11/8/2003)
150 vs. Michigan State (9/4/2004)
138 vs. Syracuse (11/29/2003)
132 at Army (9/13/2003)
128 at Illinois (9/3/2005)
121 at Buffalo (9/17/2005)
106 vs. Syracuse (11/25/2006)

Paul James (6)

192 vs. Eastern Michigan (9/14/2013)
 182 at Fresno State (8/29/2013)
 173 at Washington State (8/28/2014)
 119 vs. Norfolk State (9/7/2013)
 117 at Army (11/21/2015)
 113 vs. USF (12/7/2013)

Glen Kehler (5)

159 at Cornell (10/1/1977)
 137 at Holy Cross (11/18/1978)
 131 at Princeton (9/25/1976)
 125 vs. Connecticut (10/9/1976)
 100 at Massachusetts (11/4/1978)

Robert Martin (5)

169 vs. New Mexico (9/17/2016)
 124 at Indiana (10/17/2015)
 106 vs. Iowa (9/24/2016)
 102 vs. Kansas (9/26/2015)
 100 vs. North Carolina (12/26/2014)

Joe Martinek (5)

147 at Maryland (9/26/2009)
 139 at Army (10/23/2009)
 128 vs. #23/24 USF (11/12/2009)
 121 vs. FIU (9/19/2009)
 109 vs. Norfolk State (9/2/2010)

Craig Mitter (5)

159 vs. Army (10/17/1992)
 148 vs. Virginia Tech (10/31/1992)
 108 vs. Pittsburgh (9/17/1992)
 106 vs. Army (10/5/1991)
 102 at Temple (11/21/1992)

Albert Ray (5)

183 at Louisville (11/25/1979)
 126 vs. William & Mary (10/18/1980)
 123 at William & Mary (10/20/1979)
 115 vs. Cincinnati (9/20/1980)
 111 vs. Virginia (9/19/1981)

Albert Smith (5)

151 vs. Cincinnati (9/29/1984)
 140 vs. Louisville (10/20/1984)
 121 at Syracuse (9/22/1984)
 120 vs. #19/18 West Virginia (11/10/1984)
 103 vs. Colgate (10/15/1983)

Henry Henderson (4)

199 at Cincinnati (9/5/1987)
 134 at West Virginia (11/14/1987)
 118 at Army (10/24/1987)
 100 vs. Boston College (10/17/1987)

Josh Hicks (4)

202 vs. North Carolina (12/26/2014)
 118 vs. Norfolk State (9/5/2015)
 114 vs. Indiana (11/15/2014)
 113 vs. Kansas (9/26/2015)

Steve Simms (4)

123 vs. Lafayette (11/5/1960)
 118 vs. Columbia (11/25/1961)
 111 vs. Lehigh (10/21/1961)
 105 at Columbia (11/19/1960)

Dennis Thomas (4)

177 at Buffalo (8/30/2001)
 127 vs. #11/11 Notre Dame (11/18/2000)
 120 vs. Army (9/26/1998)
 115 vs. West Virginia (11/11/2000)

Jourdan Brooks (3)

134 at Navy (9/20/2008)
 124 vs. Howard (9/12/2009)
 124 vs. Louisville (12/4/2008)

Justin Goodwin (3)

161 vs. Houston (10/26/2013)
 149 at SMU (10/5/2013)
 104 at Navy (9/20/2014)

Matt Prescott (3)

186 at Temple (10/12/1985)
 140 vs. West Virginia (11/8/1986)
 119 vs. Army (10/25/1986)

Ted Blackwell (2)

141 at Holy Cross (11/18/1978)
 108 vs. Holy Cross (9/8/1979)

Mike Botti (2)

148 at Boston College (10/15/1988)
 112 at #15/13 Penn State (9/24/1988)

Tekay Dorsey (2)

116 vs. Colgate (9/15/1990)
 110 vs. Kentucky (9/8/1990)

Mike Fisher (2)

149 vs. Colgate (11/23/1974)
 104 at Lafayette (11/9/1974)

Justise Hairston (2)

161 vs. Navy (9/27/2003)
 115 at West Virginia (10/18/2003)

Lester Johnson (2)

112 at Yale (10/7/1978)
 100 at Bucknell (9/23/1978)

Mark Lassiter (2)

142 vs. Boston (11/19/1977)
 137 vs. Tulane (11/12/1977)

Mohamed Sanu (2)

148 at Louisville (11/27/2009)
 121 vs. Tulane (10/2/2010)

Ravon Anderson (1)

163 vs. Syracuse (10/6/2001)

Bill Bolash (1)

100 vs. Boston (11/16/1974)

Chad Bosch (1)

161 vs. Temple (10/26/1996)

Mel Brown (1)

117 vs. Delaware (11/2/1968)

Jeremy Deering (1)

166 vs. Syracuse (11/13/2010)

David Dorn (1)

100 vs. Temple (10/6/1979)

RECORDS & RESULTS



Markis Facyson (1)
129 vs. Army (9/14/2002)

Janarion Grant (1)
105 vs. Howard (9/10/2016)

Savon Huggins (1)
179 at Cincinnati (11/17/2012)

Marcus Jones (1)
103 at West Virginia (11/3/2001)

Bob Max (1)
132 at Lafayette (11/9/1957)

Jim Monahan (1)
136 at Temple (10/6/1951)

Antoine Moore (1)
140 vs. Northwestern (9/21/1991)

Bryant Moore (1)
111 at Richmond (10/30/1982)

Sam Mudie (1)
105 vs. Lehigh (10/21/1961)

Jason Nugent (1)
106 at Boston College (11/30/2002)

Clarence Pittman (1)
104 at #11/11 Tennessee (9/28/2002)

Jordan Thomas (1)
120 vs. Louisville (11/26/2010)

Bill Tully (1)
118 at Princeton (9/24/1960)

De'Antwan Williams (1)
132 vs. Texas Southern (10/10/2009)


Vernon Williams (1)
113 vs. Cincinnati (9/29/1984)

Kordell Young (1)
143 vs. Syracuse (11/8/2008)

100-YARD RUSHING GAMES VS. OPPONENT (SINCE 1951)

1. Army (13)
West Virginia (13)
3. Cincinnati (10)
Colgate (10)
Connecticut (10)
Syracuse (10)
Temple (10)
8. Lafayette (9)
9. Holy Cross (7)
Louisville (7)
Navy (7)
12. Lehigh (6)
Princeton (6)
USF (6)
15. Columbia (5)
Delaware (5)
Pittsburgh (5)
18. Boston College (4)
Boston (4)
Howard (4)
Tulane (4)
Virginia Tech (4)
23. Buffalo (3)

- Cornell (3)
- Norfolk State (3)
- William & Mary (3)
- 27. Bucknell (2)
Duke (2)
Illinois (2)
Indiana (2)
Kansas (2)
Massachusetts (2)
North Carolina (2)
Richmond (2)
- 35. Air Force (1)
Arizona State (1)
Arkansas (1)
Ball State (1)
California (1)
Eastern Michigan (1)
FIU (1)
Fresno State (1)
Hawaii (1)
Houston (1)
Kansas State (1)
Kentucky (1)
Iowa (1)
Iowa State (1)
Maryland (1)
Miami (1)
Michigan State (1)
Morgan State (1)
New Mexico (1)
North Carolina (1)
Northwestern (1)
Notre Dame (1)
Ohio (1)
Penn State (1)
SMU (1)
Tampa (1)
Tennessee (1)
Texas (1)
Texas Southern (1)
Virginia (1)
Washington State (1)
Yale (1)



"JJ" JENNINGS

2,000-YARD RUSHERS**1. Ray Rice (2005-07)**

Year	Att.	Yards	Avg.	TD
2005	195	1,120	5.7	5
2006	335	1,794	5.4	20
2007	380	2,012	5.3	24
Total	910	4,926	5.4	49

2. Terrell Willis (1993-95)

Year	Att.	Yards	Avg.	TD
1993	195	1,261	6.5	13
1994	216	1,080	5.0	5
1995	177	773	4.4	2
Total	588	3,114	5.3	20

3. "JJ" Jennings (1971-73)

Year	Att.	Yards	Avg.	TD
1971	60	320	5.3	4
1972	287	1,262	4.4	9
1973	303	1,353	4.5	21
Total	650	2,935	4.5	34

4. Bruce Presley (1992-95)

Year	Att.	Yards	Avg.	TD
1992	148	817	5.5	7
1993	126	741	5.9	4
1994	126	546	4.9	3
1995	147	703	4.6	6
Total	552	2,792	5.1	20

5. Brian Leonard (2003-06)

Year	Att.	Yards	Avg.	TD
2003	213	880	4.1	9
2004	199	732	3.7	7
2005	173	740	4.3	11
2006	93	423	4.5	5
Total	678	2,775	4.1	32

6. Glen Kehler (1975-78)

Year	Att.	Yards	Avg.	TD
1975	10	54	5.4	0
1976	151	764	5.1	0
1977	164	866	5.3	2
1978	212	883	4.2	3
Total	537	2,567	4.8	5

7. Jacki Crooks (1996-99)

Year	Att.	Yards	Avg.	TD
1996	76	268	3.5	1
1997	174	758	4.4	4
1998	159	821	5.2	3
1999	161	587	3.6	3
Total	570	2,434	4.3	11

8. Bryant Mitchell (1966-68)

Year	Att.	Yards	Avg.	TD
1966	133	540	4.1	7
1967	124	542	4.4	6
1968	238	1,204	5.1	9
Total	495	2,286	4.6	22

9. Albert Smith (1982-85)

Year	Att.	Yards	Avg.	TD
1982	130	466	3.6	3
1983	122	572	4.7	6
1984	178	869	4.9	9
1985	112	362	3.3	5
Total	542	2,269	4.2	23

10. Henry Benkert (1921-24)

2,124 yards	
1924	946
Year-by-year statistics unavailable	

11. Bill Austin (1956-58)

Year	Att.	Yards	Avg.	TD
1956	123	380	3.1	7
1957	193	946	4.9	10
1958	145	747	5.2	15
Total	461	2,073	4.5	32

12. Curt Edwards (1974-75)

Year	Att.	Yards	Avg.	TD
1974	189	889	4.7	5
1975	236	1,157	4.9	9
Total	425	2,046	4.8	14

13. Mike Fisher (1974-77)

Year	Att.	Yards	Avg.	TD
1974	102	622	6.1	2
1975	127	545	4.3	8
1976	138	459	3.3	7
1977	86	409	4.8	9
Total	453	2,035	4.5	26

RECORDS & RESULTS



RECEIVING RECORDS

CAREER RECEIVING LEADERS

Yards

1. Kenny Britt (2006-08)	3,043
2. Tres Moses (2001-05)	2,522
3. Leonte Carroo (2012-15)	2,373
4. Andrew Baker (1981-84)	2,268
5. Mohamed Sanu (2009-11)	2,263
6. Tim Brown (2006-09)	2,257
7. Marco Battaglia (1992-95)	2,221
8. Jim Guarantano (1989-92)	2,065
9. Clark Harris (2003-06)	2,015
10. Tiquan Underwood (2005-08)	1,931

Receptions

1. Mohamed Sanu (2009-11)	210
2. Brian Leonard (2003-06)	207
3. Tres Moses (2001-05)	192
4. Kenny Britt (2006-08)	178
5. Marco Battaglia (1992-95)	171
6. Jim Guarantano (1989-92)	158
7. Chris Brantley (1990-93)	144
8. Clark Harris (2003-06)	143
9. Tiquan Underwood (2005-08)	132
10. Andrew Baker (1981-84)	127

Touchdowns

1. Leonte Carroo (2012-15)	29
2. Brandon Coleman (2011-13)	20
Tim Brown (2006-09)	20
4. Mark Harrison (2009-12)	18
5. Kenny Britt (2006-08)	17
Chris Brantley (1990-93)	17
7. Tiquan Underwood (2005-08)	16
Tres Moses (2001-05)	16
Marco Battaglia (1992-95)	16
10. Brian Leonard (2003-06)	13
Bob Simms (1957-59)	13

Consecutive 100-Yard Games

1. Kenny Britt (10/18/2008 - 11/22/2008)	5
2. Tiquan Underwood (8/30/2007 - 9/29/2007)	4
3. Bill Powell (10/3/1998 - 10/24/1998)	3

100-Yard Games

1. Kenny Britt (2006-08)	14
2. Leonte Carroo (2012-15)	12
3. Mohamed Sanu (2009-11)	10
4. Tim Brown (2006-09)	9
5. Tres Moses (2001-05)	7
Marco Battaglia (1992-95)	7
7. Tiquan Underwood (2005-08)	6

SEASON RECEIVING LEADERS

Yards

1. Kenny Britt (2008)	1,371
2. Kenny Britt (2007)	1,232
3. Mohamed Sanu (2011)	1,206
4. Tim Brown (2009)	1,150
5. Tiquan Underwood (2007)	1,100
6. Leonte Carroo (2014)	1,086
7. Tres Moses (2004)	1,056
8. Marco Battaglia (1995)	894
9. Andrew Baker (1983)	857
10. Mark Harrison (2010)	829

Receptions

1. Mohamed Sanu (2011)	115
2. Kenny Britt (2008)	87
3. Tres Moses (2004)	81
4. Marco Battaglia (1995)	69
5. Tiquan Underwood (2007)	65
6. Kenny Britt (2007)	62
Jim Guarantano (1991)	62
8. Brian Leonard (2004)	61
9. Marco Battaglia (1994)	58
10. Chris Brantley (1993)	56
Jim Guarantano (1992)	56

Touchdowns

1. Leonte Carroo (2015)	10
Leonte Carroo (2014)	10
Brandon Coleman (2012)	10
Marco Battaglia (1995)	10
5. Leonte Carroo (2013)	9
Mark Harrison (2010)	9
Tim Brown (2009)	9
Bob Simms (1958)	9
9. Kenny Britt (2007)	8
Reggie Funderburk (1994)	8

SINGLE-GAME RECEIVING LEADERS

Yards

1. Tiquan Underwood vs. Buffalo (8/30/2007)	248
2. Mark Harrison at Cincinnati (11/20/2010)	240
3. Jack Emmer at Holy Cross (11/16/1966)	237
4. Brandon Coleman at Connecticut (11/26/2011)	223
5. Andrew Baker vs. Penn State (10/1/1983)	210
6. Kenny Britt vs. Army (11/22/2008)	197
7. Mark Twitty vs. Colgate (11/23/1974)	192
8. Shawn Tucker vs. Pittsburgh (10/18/2003)	186
9. Marco Battaglia vs. Penn State (9/23/1995)	184
10. Leonte Carroo vs. Maryland (11/28/2015)	183

Receptions

1.	Mohamed Sanu vs. Ohio (9/24/2011)	16
2.	Mohamed Sanu at Army (11/12/2011)	13
	Mohamed Sanu at North Carolina (9/10/2011)	13
	Marco Battaglia vs. Penn State (9/23/1995)	13
	Eric Young vs. Vanderbilt (9/17/1988)	13
	Jack Emmer at Holy Cross (11/16/1966)	13
7.	Kenny Britt at West Virginia (10/4/2008)	12
	Kenny Britt at Louisville (11/29/2007)	12
	Andy Holland vs. Pittsburgh (10/25/1997)	12
	Andrew Baker at Boston College (10/27/1984)	12

Touchdowns

1.	Mark Harrison at Cincinnati (11/20/2010)	4
	Chris Brantley vs. Virginia Tech (10/31/1992)	4
3.	Leonte Carroo at Indiana (10/17/2015)	3
	Leonte Carroo vs. #4/3 Michigan State (10/10/2015)	3
	Leonte Carroo vs. Norfolk State (9/5/2015)	3
	Leonte Carroo vs. Tulane (9/27/2014)	3
	Leonte Carroo at Fresno State (8/29/2013)	3
	Kenny Britt at Pittsburgh (10/25/2008)	3
	Larry Christoff vs. Holy Cross (11/14/1970)	3
	Bucky Hatchett vs. Fordham (11/19/1949)	3

Longest Receptions

1.	George Carter at Temple (11/5/1977)	95
2.	Andrew Turzilli vs. Tulane (9/27/2014)	93
	Kenny Britt at USF (11/15/2008)	93
4.	Brandon Coleman at Connecticut (11/26/2011)	92
5.	Aaron Martin vs. Navy (10/20/2001)	91
6.	Randy Jackson at Northwestern (9/23/1989)	90
	Mark Twitty vs. Colgate (11/23/1974)	90
8.	Tres Moses vs. Connecticut (11/25/2004)	87
	Lee Curley at Princeton (9/30/1961)	87
10.	Brandon Coleman vs. Iowa State (12/30/2011)	86

100-YARD RECEIVING GAMES

Yds	Rec.	Name-Opponent (Date)
248	10	Tiquan Underwood vs. Buffalo (8/30/2007)
240	10	Mark Harrison at Cincinnati (11/20/2010)
237	13	Jack Emmer at Holy Cross (11/16/1966)
223	6	Brandon Coleman at Connecticut (11/26/2011)
210	5	Andrew Baker vs. Penn State (10/1/1983)
197	10	Kenny Britt vs. Army (11/22/2008)
192	4	Mark Twitty vs. Colgate (11/23/1974)
186	9	Shawn Tucker vs. Pittsburgh (10/18/2003)
184	13	Marco Battaglia vs. #6/6 Penn State (9/23/1995)
183	7	Leonte Carroo vs. Maryland (11/28/2015)
180	3	Aaron Martin vs. Navy (10/20/2001)
178	8	Errol Johnson at Navy (10/21/2000)
176	16	Mohamed Sanu vs. Ohio (9/24/2011)
176	6	Kenny Britt at Syracuse (10/13/2007)
173	4	Tim Brown vs. Louisville (12/4/2008)
173	8	Kenny Britt at USF (11/15/2008)
173	12	Kenny Britt at Louisville (11/29/2007)
173	2	Randy Jackson at Northwestern (9/23/1989)
172	11	Reggie Funderburk at #16/12 Virginia Tech (11/12/1994)
171	13	Eric Young vs. Vanderbilt (9/17/1988)
168	7	Tres Moses vs. Connecticut (11/25/2004)
168	4	Russ Sandbloom vs. NYU (10/21/1950)
162	5	Tim Brown at Connecticut (10/31/2009)
159	9	Reggie Funderburk at Syracuse (9/17/1994)
157	7	Leonte Carroo at Indiana (10/17/2015)
155	4	Gary Melton vs. Temple (11/16/1991)
155	8	Jim Guarantano at Pittsburgh (10/13/1990)
153	7	Bill Powell at Army (10/18/1997)
152	8	Bill Powell vs. Army (9/26/1998)
151	6	Leonte Carroo at Washington State (8/28/2014)
151	12	Kenny Britt at West Virginia (10/4/2008)
148	4	Tiquan Underwood vs. Norfolk State (9/15/2007)
147	7	Leonte Carroo vs. Temple (11/2/2013)
147	11	Tres Moses at Vanderbilt (10/9/2004)

147	8	Brian Cobb vs. Cincinnati (9/20/1986)
144	3	George Carter at Temple (11/5/1977)
143	5	Kenny Britt at #17/20 Pittsburgh (10/25/2008)
141	3	Randy Jackson vs. Ball State (9/9/1989)
141	12	Andrew Baker at #11/10 Boston College (10/27/1984)
141	5	Andrew Baker vs. Temple (11/19/1983)
141		Lee Curley at Princeton (9/30/1961)
140	7	Leonte Carroo vs. Tulane (9/27/2014)
138	8	Jim Benedict vs. Princeton (9/27/1969)
137	12	Andy Holland vs. Pittsburgh (10/25/1997)
135	5	Leonte Carroo at Fresno State (8/29/2013)
135	7	Mark Twitty vs. Massachusetts (10/30/1976)
134	7	Leonte Carroo vs. #4/3 Michigan State (10/10/2015)
133	6	Tyler Kroft vs. Arkansas (9/21/2013)
133	9	Mohamed Sanu at Connecticut (11/26/2011)
132	3	Quron Pratt at Connecticut (11/30/2013)
132	3	Tim Brown vs. Howard (9/12/2009)
132	4	Tim Brown at #17/20 Pittsburgh (10/25/2008)
131	5	Mark Harrison vs. Louisville (11/29/2012)
131	4	Tim Brown vs. FIU (9/19/2009)
131	5	Aaron Martin at Buffalo (8/30/2001)
131	4	Chris Brantley vs. Maine (10/12/1991)
130	9	Chris Brantley at #15/15 Syracuse (10/10/1992)
129	3	Leonte Carroo vs. Norfolk State (9/5/2015)
129	13	Mohamed Sanu at Army (11/12/2011)
128	10	Mohamed Sanu at Louisville (10/21/2011)
127	5	Leonte Carroo at #16/16 Nebraska (10/25/2014)
127	7	Tim Brown vs. #20/24 Cincinnati (10/6/2007)
127	9	Alan Andrews at Kentucky (10/6/1984)
125	5	Leonte Carroo vs. Indiana (11/15/2014)
125	8	Tim Wright at USF (9/13/2012)
125	6	Kenny Britt vs. Ball State (1/5/2008)
125	5	Boris Pendergrass vs. Louisville (10/20/1984)
125	10	Jim Benedict vs. Lehigh (10/11/1969)
124	7	Tim Brown at Louisville (11/27/2009)
124	8	Chris Brantley vs. Virginia Tech (10/31/1992)
124	9	Eric Young at #15/14 Michigan State (9/10/1988)
124	10	Jim Benedict vs. Columbia (10/25/1969)
122	8	Kenny Britt at #16/20 Connecticut (11/3/2007)
122	7	Clark Harris vs. Kansas State (12/28/2006)
121	4	Kenny Britt vs. Norfolk State (9/15/2007)
121	6	Tres Moses at Navy (11/20/2004)
121	9	Marco Battaglia vs. Boston College (11/24/1995)
119	13	Mohamed Sanu at North Carolina (9/10/2011)
119	6	Kenny Britt vs. NC State (12/29/2008)
119	10	Kenny Britt at #15/15 West Virginia (12/2/2006)
118	8	Jawuan Harris vs. Indiana (1/5/2016)
118	5	Shawn Tucker at Michigan State (9/6/2003)
117	5	Tres Moses vs. USF (11/5/2005)
116	9	Clark Harris at Navy (11/20/2004)
116	9	Chris Brantley at Virginia Tech (10/23/1993)
115	4	Walter King at West Virginia (10/16/1999)
114	11	Tiquan Underwood at #16/20 Connecticut (11/3/2007)
114	5	Tiquan Underwood vs. #2/3 USF (10/18/2007)
114	7	Tres Moses vs. Villanova (9/10/2005)
113	11	Mohamed Sanu vs. USF (11/5/2011)
113	12	Tres Moses at Pittsburgh (10/23/2004)
113	11	Jim Guarantano at Duke (9/14/1991)
113	11	Jim Cann at Temple (11/18/1989)
113	3	Brett Mersola vs. Cincinnati (10/1/1988)
113	7	Tom Sweeney at Air Force (11/10/1973)
112	5	Mark Harrison vs. Connecticut (10/8/2010)
112	2	Walter King vs. Boston College (9/20/1997)
110	6	Marco Battaglia at #16/12 Virginia Tech (11/12/1994)
110	4	Jim Guarantano at Temple (11/16/1991)
110	4	Mark Twitty vs. Colgate (11/22/1975)
109	8	Kenny Britt vs. North Carolina (9/11/2008)
109	10	Tres Moses at Syracuse (10/2/2004)
109	6	Bill Powell vs. Miami (10/3/1998)
108	6	Clark Harris vs. Kent State (9/18/2004)
108	8	Alan Andrews at Temple (11/21/1987)
107	9	Kenny Britt vs. Syracuse (11/8/2008)

RECORDS & RESULTS



107	9	Kenny Britt vs. Connecticut (10/18/2008)
107	6	Bill Powell at Pittsburgh (10/17/1998)
107	7	Tim Odell at Virginia (11/8/1980)
107	4	George Carter at Connecticut (10/8/1977)
107	9	Bob Carney vs. Cornell (10/2/1971)
106	4	Mark Harrison at Cincinnati (11/17/2012)
105	8	Janarion Grant at Maryland (11/29/2014)
105	6	Mohamed Sanu vs. #24/23 West Virginia (12/5/2009)
105	5	Mohamed Sanu vs. #23/24 USF (11/12/2009)
105	2	Steven Harper at West Virginia (11/4/1995)
105	6	Brett Mersola vs. Temple (10/29/1988)
104	6	Leonte Carroo at Maryland (11/29/2014)
104	6	Brandon Coleman vs. Syracuse (10/13/2012)
104	6	Tiquan Underwood vs. Navy (9/7/2007)
104	5	Walter King vs. Villanova (9/2/2000)
104	8	Reggie Funderburk at Pittsburgh (11/19/1994)
104	5	Walt Hynoski at William & Mary (10/29/1977)
104	2	Walt Hynoski vs. Columbia (10/23/1976)
103	5	Marco Battaglia at Miami (10/14/1995)
103	2	Mark Twitty vs. Bucknell (9/20/1975)
102	3	Jeremy Deering vs. Connecticut (10/8/2010)
102	5	Clark Harris at Cincinnati (11/18/2006)
102	6	Steve Harper at #18/16 Virginia Tech (9/21/1996)
102	8	Marco Battaglia at Tulane (11/11/1995)
102	8	Marco Battaglia at #22/23 Boston College (10/22/1994)
102	4	Chris Brantley at Navy (9/26/1992)
102	7	Bruce Campbell vs. Cincinnati (9/20/1986)
101	8	Andre Patton at Maryland (11/29/2014)
101	4	Tim Brown at Army (10/23/2009)
101	10	Mohamed Sanu vs. Cincinnati (9/7/2009)
101	8	Tiquan Underwood vs. Maryland (9/29/2007)
101	4	Tim Brown vs. Kansas State (12/28/2006)
101	5	Chris Baker at Syracuse (10/2/2004)
100	5	Leonte Carroo at #13/13 Ohio State (10/18/2014)
100	2	Paul James vs. Howard (9/6/2014)
100	2	Brandon Coleman vs. Louisville (11/29/2012)
100	10	Mohamed Sanu vs. Navy (10/15/2011)
100	5	Clark Harris at Pittsburgh (10/23/2004)
100	6	Bill Powell vs. Tulane (10/24/1998)
100	8	Marco Battaglia at Pittsburgh (11/19/1994)
100	8	David Dorn vs. Colgate (11/25/1978)

100-YARD RECEIVING GAMES BY PLAYER

Kenny Britt (14)

197	vs. Army (11/22/2008)
176	at Syracuse (10/13/2007)
173	at USF (11/15/2008)
173	at Louisville (11/29/2007)
151	at West Virginia (10/4/2008)
143	at #17/20 Pittsburgh (10/25/2008)
125	vs. Ball State (1/5/2008)
122	at #16/20 Connecticut (11/3/2007)
121	vs. Norfolk State (9/15/2007)
119	vs. NC State (12/29/2008)
119	at #15/15 West Virginia (12/2/2006)
109	vs. North Carolina (9/11/2008)
107	vs. Syracuse (11/8/2008)
107	vs. Connecticut (10/18/2008)

Leonte Carroo (12)

183	vs. Maryland (11/28/2015)
157	at Indiana (10/17/2015)
151	at Washington State (8/28/2014)
147	vs. Temple (11/2/2013)
140	vs. Tulane (9/27/2014)
135	at Fresno State (8/29/2013)
134	vs. #4/3 Michigan State (10/10/2015)
129	vs. Norfolk State (9/5/2015)
127	at #16/16 Nebraska (10/25/2014)
125	vs. Indiana (11/15/2014)
104	at Maryland (11/29/2014)
100	at #13/13 Ohio State (10/18/2014)

Mohamed Sanu (10)

176	vs. Ohio (9/24/2011)
133	at Connecticut (11/26/2011)
129	at Army (11/12/2011)
128	at Louisville (10/1/2011)
119	at North Carolina (9/10/2011)
113	vs. USF (11/5/2011)
105	vs. #24/23 West Virginia (12/5/2009)
105	vs. #23/24 USF (11/12/2009)
101	vs. Cincinnati (9/1/2009)
100	vs. Navy (10/15/2011)

Tim Brown (9)

173	vs. Louisville (12/4/2008)
162	at Connecticut (10/31/2009)
132	vs. Howard (9/12/2009)
132	at #17/20 Pittsburgh (10/25/2008)
131	vs. FIU (9/19/2009)
127	vs. #20/24 Cincinnati (10/6/2007)
124	at Louisville (11/27/2009)
101	at Army (10/23/2009)
101	vs. Kansas State (12/28/2006)

Marco Battaglia (7)

184	vs. #6/6 Penn State (9/23/1995)
121	vs. Boston College (11/24/1995)
110	at #16/12 Virginia Tech (11/12/1994)
103	at Miami (10/14/1995)
102	at Tulane (11/11/1995)
102	at #22/23 Boston College (10/22/1994)
100	at Pittsburgh (11/19/1994)

Tres Moses (7)

168	vs. Connecticut (11/25/2004)
147	at Vanderbilt (10/9/2004)
121	at Navy (11/20/2004)
117	vs. USF (11/5/2005)
114	vs. Villanova (9/10/2005)
113	at Pittsburgh (10/23/2004)
109	at Syracuse (10/2/2004)

Tiquan Underwood (6)

248	vs. Buffalo (8/30/2007)
148	vs. Norfolk State (9/15/2007)
114	at #16/20 Connecticut (11/3/2007)
114	vs. #2/3 USF (10/18/2007)
104	vs. Navy (9/7/2007)
101	vs. Maryland (9/29/2007)

Chris Brantley (5)

131	vs. Maine (10/12/1991)
130	at #15/15 Syracuse (10/10/1992)
124	vs. Virginia Tech (10/31/1992)
116	at Virginia Tech (10/23/1993)
102	at Navy (9/26/1992)

Clark Harris (5)

122	vs. Kansas State (12/28/2006)
116	at Navy (11/20/2004)
108	vs. Kent State (9/18/2004)
102	at Cincinnati (11/18/2006)
100	at Pittsburgh (10/23/2004)

Bill Powell (5)

153	at Army (10/18/1997)
152	vs. Army (9/26/1998)
109	vs. Miami (10/3/1998)
107	at Pittsburgh (10/17/1998)
100	vs. Tulane (10/24/1998)

Mark Harrison (4)

240 at Cincinnati (11/20/2010)

131 vs. Louisville (11/29/2012)

112 vs. Connecticut (10/8/2010)

106 at Cincinnati (11/17/2012)

Mark Twitty (4)

192 vs. Colgate (11/23/1974)

135 vs. Massachusetts (10/30/1976)

110 vs. Colgate (11/22/1975)

103 vs. Bucknell (9/20/1975)

Andrew Baker (3)

210 vs. Penn State (10/1/1983)

141 at #11/10 Boston College (10/27/1984)

141 vs. Temple (11/19/1983)

Mark Twitty (4)

192 vs. Colgate (11/23/1974)

135 vs. Massachusetts (10/30/1976)

110 vs. Colgate (11/22/1975)

103 vs. Bucknell (9/20/1975)

Andrew Baker (3)

210 vs. Penn State (10/1/1983)

141 at #11/10 Boston College (10/27/1984)

141 vs. Temple (11/19/1983)

Jim Benedict (3)

138 vs. Princeton (9/27/1969)

125 vs. Lehigh (10/11/1969)

124 vs. Columbia (10/25/1969)

Brandon Coleman (3)

223 at Connecticut (11/26/2011)

104 vs. Syracuse (10/13/2012)

100 vs. Louisville (11/29/2012)

Reggie Funderburk (3)

172 at #16/12 Virginia Tech (11/12/1994)

159 at Syracuse (9/17/1994)

104 at Pittsburgh (11/19/1994)

Jim Guarantano (3)

155 at Pittsburgh (10/13/1990)

113 at Duke (9/14/1991)

110 at Temple (11/16/1991)

Walter King (3)

115 at West Virginia (10/16/1999)

112 vs. Boston College (9/20/1997)

104 vs. Villanova (9/2/2000)

Alan Andrews (2)

127 at Kentucky (10/6/1984)

108 at Temple (11/21/1987)

George Carter (2)

144 at Temple (11/5/1977)

107 at Connecticut (10/8/1977)

Steve Harper (2)

105 at West Virginia (11/4/1995)

102 at #18/16 Virginia Tech (9/21/1996)

Walt Hynoski (2)

104 vs. Columbia (10/23/1976)

104 at William & Mary (10/29/1977)

Randy Jackson (2)

173 at Northwestern (9/23/1989)

141 vs. Ball State (9/9/1989)

Aaron Martin (2)

180 vs. Navy (10/20/2001)

131 at Buffalo (8/30/2001)

Brett Mersola (2)

113 vs. Cincinnati (10/1/1988)

105 vs. Temple (10/29/1988)

Shawn Tucker (2)

186 vs. Pittsburgh (10/18/2003)

118 at Michigan State (9/6/2003)

Eric Young (2)

171 vs. Vanderbilt (9/17/1988)

124 at #15/14 Michigan State (9/10/1988)

Chris Baker (1)

101 at Syracuse (10/2/2004)

Bruce Campbell (1)

102 vs. Cincinnati (9/20/1986)

Jim Cann (1)

113 at Temple (11/18/1989)

Bob Carney (1)

107 vs. Cornell (10/2/1971)

Brian Cobb (1)

147 vs. Cincinnati (9/20/1986)

Lee Curley (1)

141 at Princeton (9/30/1961)

Jeremy Deering (1)

102 vs. Connecticut (10/8/2010)

David Dorn (1)

100 vs. Colgate (11/25/1978)

Jack Emmer (1)

237 at Holy Cross (11/16/1966)

Janarion Grant (1)

101 at Maryland (11/29/2014)

Jawuan Harris (1)

118 vs. Indiana (11/5/2016)

Andy Holland (1)

137 vs. Pittsburgh (10/25/1997)

Paul James (1)

100 vs. Howard (9/6/2014)

Errol Johnson (1)

178 at Navy (10/21/2000)

Tyler Kroft (1)

133 vs. Arkansas (9/21/2013)

Gary Melton (1)

155 vs. Temple (11/16/1991)

Tim Odell (1)

107 at Virginia (11/8/1980)

Andre Patton (1)

101 at Maryland (11/29/2014)

Boris Pendergrass (1)

125 vs. Louisville (10/20/1984)

RECORDS & RESULTS



Uron Pratt (1)

132 at Connecticut (11/30/2013)

Russ Sandbloom (1)

168 vs. NYU (10/21/1950)

Tom Sweeney (1)

113 at Air Force (11/10/1973)

Tim Wright (1)

125 at USF (9/13/2012)

100-YARD RECEIVERS VS. OPPONENT

1. Connecticut (11)
2. Pittsburgh (10)
3. Cincinnati (8)
- Temple (8)
5. Louisville (7)
- Navy (7)
- Syracuse (7)
8. USF (6)
9. Maryland (5)
- Virginia Tech (5)
- West Virginia (5)
12. Army (4)
- Boston College (4)
14. Colgate (3)
- Indiana (3)
- Michigan State (3)
- Norfolk State (3)
- Tulane (3)
19. Ball State (2)
- Buffalo (2)
- Columbia (2)
- Howard (2)
- Kansas State (2)
- Miami (2)
- North Carolina (2)
- Penn State (2)
- Princeton (2)
- Vanderbilt (2)
- Villanova (2)
30. Air Force (1)
- Arkansas (1)
- Bucknell (1)
- Cornell (1)
- Duke (1)
- FIU (1)
- Fresno State (1)
- Holy Cross (1)
- Kent State (1)
- Kentucky (1)
- Lehigh (1)
- Maine (1)
- Massachusetts (1)
- Nebraska (1)
- Northwestern (1)
- NC State (1)
- NYU (1)
- Ohio (1)
- Ohio State (1)
- Virginia (1)
- Washington State (1)
- William & Mary (1)

1,500-YARD RECEIVERS

1. Kenny Britt (2006-08)

Year	Rec.	Yards	Avg.	TD
2006	29	440	15.2	2
2007	62	1,232	19.9	8
2008	87	1,371	15.8	7
Total	178	3,043	17.1	17

2. Tres Moses (2001-05)

Year	Rec.	Yards	Avg.	TD
2001	13	159	12.2	1
2002	1	13	13.0	0
2003	52	536	10.3	5
2004	81	1,056	13.0	5
2005	45	758	16.8	5
Total	192	2,522	13.1	16

3. Leonte Carroo (2012-15)

Year	Rec.	Yards	Avg.	TD
2012	0	0	0.0	0
2013	28	478	17.1	9
2014	55	1,086	19.7	10
2015	39	809	20.7	10
Total	122	2,373	19.5	29

4. Andrew Baker (1981-84)

Year	Rec.	Yards	Avg.	TD
1981	18	356	19.8	3
1982	30	472	15.7	2
1983	37	857	23.2	3
1984	42	583	13.9	3
Total	127	2,268	17.9	11

5. Mohamed Sanu (2009-11)

Year	Rec.	Yards	Avg.	TD
2009	51	639	12.5	3
2010	44	418	9.5	2
2011	115	1,206	10.5	7
Total	210	2,263	10.8	12

6. Tim Brown (2006-09)

Year	Rec.	Yards	Avg.	TD
2006	8	202	25.2	3
2007	24	340	14.2	2
2008	27	565	20.9	6
2009	55	1,150	20.9	9
Total	114	2,257	19.8	20

7. Marco Battaglia (1992-94)

Year	Rec.	Yards	Avg.	TD
1992	17	219	12.9	1
1993	27	329	12.2	1
1994	58	779	13.4	4
1995	69	894	13.0	10
Total	171	2,221	13.0	16

8. Jim Guarantano (1989-92)

Year	Rec.	Yards	Avg.	TD
1989	14	184	13.1	1
1990	26	386	14.9	2
1991	62	740	11.9	2
1992	56	755	13.5	6
Total	158	2,065	13.1	11

9. Clark Harris (2003-06)

Year	Rec.	Yards	Avg.	TD
2003	18	213	11.8	0
2004	53	725	13.7	5
2005	38	584	15.4	4
2006	34	493	14.5	2
Total	143	2,015	14.1	11

10. Tiquan Underwood (2005-08)

Year	Rec.	Yards	Avg.	TD
2005	4	47	11.8	0
2006	23	290	12.6	4
2007	65	1,100	16.9	7
2008	40	494	12.4	5
Total	132	1,931	14.6	16

11. Chris Brantley (1990-93)

Year	Rec.	Yards	Avg.	TD
1990	18	366	20.3	2
1991	30	400	13.3	2
1992	40	559	14.0	6
1993	56	589	10.5	7
Total	144	1,914	13.3	17

12. Brian Leonard (2003-06)

Year	Rec.	Yards	Avg.	TD
2003	53	488	9.2	5
2004	61	518	8.5	2
2005	55	568	10.3	6
2006	38	294	7.7	0
Total	207	1,868	9.0	13

13. Brandon Coleman (2011-13)


Year	Rec.	Yards	Avg.	TD
2011	17	552	32.5	6
2012	43	718	16.7	10
2013	34	538	15.8	4
Total	94	1,808	19.2	20

14. Mark Harrison (2009-12)

Year	Rec.	Yards	Avg.	TD
2009	5	83	16.6	1
2010	44	829	18.8	9
2011	14	274	19.6	2
2012	44	583	13.2	6
Total	107	1,769	16.5	18

15. Tim Odell (1977-80)

Year	Rec.	Yards	Avg.	TD
1977	16	273	17.1	3
1978	13	245	18.8	1
1979	34	466	13.7	1
1980	49	718	14.7	4
Total	112	1,702	15.2	9



GARY NOVA

PASSING RECORDS**CAREER PASSING LEADERS****Yards**

1. Mike Teel (2005-08)	9,383
2. Gary Nova (2011-14)	9,258
3. Ryan Hart (2002-05)	8,482
4. Scott Erney (1986-89)	7,188
5. Mike McMahon (1997-2000)	6,608
6. Ray Lucas (1992-95)	5,896
7. Chas Dodd (2010-13)	4,079
8. Eric Hochberg (1982-85)	3,825
9. Bert Kosup (1974, 76-77)	3,613
10. Tom Tarver (1989-91)	3,607

Attempts

1. Gary Nova (2011-14)	1,245
2. Ryan Hart (2002-05)	1,217
3. Mike Teel (2005-08)	1,142
4. Scott Erney (1986-89)	1,128
5. Mike McMahon (1997-2000)	974
6. Ray Lucas (1992-95)	908
7. Eric Hochberg (1982-85)	639
8. Chas Dodd (2010-13)	602
9. Tom Tarver (1989-91)	518
10. Chris Laviano (2014-16)	480

Completions

1. Ryan Hart (2002-05)	735
2. Gary Nova (2011-14)	689
3. Mike Teel (2005-08)	661

4. Scott Erney (1986-89)	614
5. Ray Lucas (1992-95)	514
6. Mike McMahon (1997-2000)	482
7. Eric Hochberg (1982-85)	337
8. Chas Dodd (2010-13)	336
9. Ed McMichael (1978-80)	292
10. Tom Tarver (1989-91)	285

Touchdowns

1. Gary Nova (2011-14)	73
2. Mike Teel (2005-08)	59
3. Ryan Hart (2002-05)	52
4. Ray Lucas (1992-95)	43
5. Mike McMahon (1997-2000)	41
Scott Erney (1986-89)	41
7. Frank Burns (1945-48)	30
8. Rich Policastro (1968-69)	29
9. Bryan Fortay (1992-93)	25
Bert Kosup (1974, 76-77)	25

Interceptions

1. Ryan Hart (2002-05)	52
2. Gary Nova (2011-14)	51
3. Mike Teel (2005-08)	49
Mike McMahon (1997-2000)	49
5. Scott Erney (1986-89)	48
6. Jacque LaPrarie (1981-84)	35
7. Ray Lucas (1992-95)	30
Leo Gasiencia (1970-72)	30
9. Bert Kosup (1974, 76-77)	28
10. Ryan Cubit (2001-02)	25

RECORDS & RESULTS



SEASON PASSING LEADERS

Yards	
1. Mike Teel (2008)	3,418
2. Ryan Hart (2004)	3,154
3. Mike Teel (2007)	3,147
4. Gary Nova (2014)	2,851
5. Ryan Hart (2003)	2,714
6. Gary Nova (2012)	2,695
7. Scott Erney (1989)	2,536
8. Chris Laviano (2015)	2,247
9. Tom Savage (2009)	2,211
10. Mike McMahon (1998)	2,203

Attempts	
1. Ryan Hart (2004)	453
2. Ryan Hart (2003)	398
3. Mike Teel (2008)	396
4. Gary Nova (2012)	388
5. Scott Erney (1989)	374
6. Mike Teel (2007)	349
7. Ray Lucas (1995)	347
8. Mike McMahon (2000)	340
9. Scott Erney (1988)	339
10. Gary Nova (2014)	327

Completions	
1. Ryan Hart (2004)	295
2. Mike Teel (2008)	243
3. Ryan Hart (2003)	234
4. Gary Nova (2012)	221
5. Scott Erney (1989)	208
6. Mike Teel (2007)	203
7. Ray Lucas (1995)	188
Scott Erney (1988)	188
9. Chris Laviano (2015)	187
Gary Nova (2014)	187

Touchdowns	
1. Mike Teel (2008)	25
2. Gary Nova (2014)	22
Gary Nova (2012)	22
4. Mike Teel (2007)	20
5. Gary Nova (2013)	18
Ryan Hart (2005)	18
Mike McMahon (2000)	18
8. Ryan Hart (2004)	17
9. Chris Laviano (2015)	16
Ray Lucas (1995)	16
Ray Lucas (1994)	16
Bryan Fortay (1992)	16

Interceptions	
1. Ryan Hart (2004)	19
Ryan Hart (2003)	19
Ryan Cubit (2001)	19
4. Mike McMahon (2000)	17
Scott Erney (1989)	17
Jacque LaPrarie (1982)	17
7. Gary Nova (2012)	16
Mike McMahon (1998)	16
Bryan Fortay (1992)	16
Ralph Leek (1981)	16

SINGLE-GAME PASSING LEADERS

Yards	
1. Mike Teel vs. Louisville (12/4/2008)	447
2. Scott Erney vs. Vanderbilt (9/17/1988)	436
3. Gary Nova vs. Michigan (10/4/2014)	404
4. Gary Nova at Arkansas (9/22/2012)	397
5. Chris Laviano at Indiana (10/17/2015)	386
Mike McMahon at Army (10/18/1997)	386
7. Ryan Hart vs. Pittsburgh (10/18/2003)	384
8. Ryan Hart vs. Arizona State (12/27/2005)	374
Ray Lucas at Virginia Tech (11/12/1994)	374
10. Gary Nova vs. Temple (11/2/2013)	371

Attempts	
1. Ryan Hart at Pittsburgh (10/23/2004)	57
2. Scott Erney vs. Vanderbilt (9/17/1988)	55
Scott Erney at Penn State (10/10/1987)	55
4. Mike Teel at Connecticut (11/3/2007)	52
Ryan Hart vs. Pittsburgh (10/18/2003)	52
6. Chas Dodd at North Carolina (9/10/2011)	47
Scott Erney at Temple (11/18/1989)	47
8. Gary Nova vs. Kent State (10/27/2012)	46
Gary Nova vs. West Virginia (10/29/2011)	46
10. Bryan Fortay vs. Virginia Tech (10/31/1992)	45

Completions	
1. Ryan Hart vs. West Virginia (10/30/2004)	35
Scott Erney vs. Vanderbilt (9/17/1988)	35
3. Mike Teel at Connecticut (11/3/2007)	32
Scott Erney at Penn State (10/10/1987)	32
5. Ryan Hart at Pittsburgh (10/23/2004)	31

Touchdowns	
1. Mike Teel vs. Louisville (12/4/2008)	7
2. Mike Teel at Pittsburgh (10/25/2008)	6
3. Gary Nova at Fresno State (8/29/2013)	5
Gary Nova at Arkansas (9/22/2012)	5
Mike McMahon vs. Villanova (9/2/2000)	5
Rich Policastro vs. Colgate (11/22/1969)	5

Longest Completions	
1. Bert Kospup at Temple (11/5/1977)	95
2. Gary Nova vs. Tulane (9/27/2014)	93
Mike Teel at USF (11/15/2008)	93
4. Gary Nova at Connecticut (11/26/2011)	92
5. Ryan Cubit vs. Navy (10/20/2001)	91
6. Scott Erney at Northwestern (9/23/1989)	90
Bert Kospup vs. Colgate (11/23/1974)	90
8. Terrence Shawell vs. Connecticut (11/25/2004)	87
Bill Speranza at Princeton (9/30/1961)	87
10. Chas Dodd vs. Iowa State (12/30/2011)	86



RYAN HART

300-YARD PASSING GAMES (SINCE 1973)

Yards	C-A-T	Player – Opponent (Date)
447	21-26-7	Mike Teel vs. Louisville (12/4/2008)
436	35-55-2	Scott Erney vs. Vanderbilt (9/17/1988)
404	22-39-3	Gary Nova vs. Michigan (10/4/2014)
397	25-35-5	Gary Nova at Arkansas (9/22/2012)
386	28-42-3	Chris Laviano at Indiana (10/17/2015)
386	26-42-1	Mike McMahon at Army (10/18/1997)
384	27-52-2	Ryan Hart vs. Pittsburgh (10/18/2003)
374	24-38-3	Ryan Hart vs. Arizona State (12/27/2005)
374	25-44-4	Ray Lucas at Virginia Tech (11/12/1994)
371	27-38-3	Gary Nova vs. Temple (11/2/2013)
367	19-34-2	Eric Hochberg vs. Penn State (10/1/1983)
361	14-21-6	Mike Teel at #17/20 Pittsburgh (10/25/2008)
359	23-33-1	Mike Teel vs. Army (11/22/2008)
358	26-37-3	Eric Hochberg vs. Louisville (10/20/1984)
351	31-57-1	Ryan Hart vs. Pittsburgh (10/23/2004)
348	26-41-5	Gary Nova at Fresno State (8/29/2013)
347	28-42-4	Gary Nova at Maryland (11/29/2014)
346	22-43-3	Gary Nova vs. Arkansas (9/21/2013)
346	32-55-2	Scott Erney at #14/14 Penn State (10/10/1987)
344	21-33-4	Chris Laviano vs. Maryland (11/28/2015)
344	31-40-2	Ryan Hart at Vanderbilt (10/9/2004)
343	32-52-0	Mike Teel at #16/20 Connecticut (11/3/2007)
342	27-44-2	Ryan Hart at Illinois (9/3/2005)
338	24-45-4	Bryan Fortay vs. Virginia Tech (10/31/1992)
335	19-29-4	Chas Dodd at Cincinnati (11/20/2010)
334	22-38-0	Mike Teel vs. #20/24 Cincinnati (10/6/2007)
328	16-23-2	Mike Teel vs. Buffalo (8/30/2007)
327	13-20-3	Ryan Cubit vs. Navy (10/20/2001)
327	26-44-1	Ray Lucas vs. Boston College (11/24/1995)
326	27-47-4	Scott Erney at Temple (11/18/1989)
324	27-44-5	Mike McMahon vs. Villanova (9/2/2000)
324	35-46-3	Ryan Hart vs. #15/13 West Virginia (10/30/2004)
322	18-29-2	Chas Dodd vs. Connecticut (10/8/2010)
319	22-37-2	Mike Teel vs. NC State (12/29/2008)
316	30-42-1	Ryan Hart at Temple (10/25/2004)
313	25-46-2	Gary Nova vs. Kent State (10/27/2012)
313	21-29-3	Joe Gagliardi vs. Cincinnati (9/20/1986)
311	29-49-3	Ryan Hart at Syracuse (10/2/2004)
311	14-20-3	Tom Tarver vs. Temple (11/16/1991)
310	20-29-2	Mike Teel at Syracuse (10/13/2007)
310	25-44-2	Mike Teel vs. Maryland (9/29/2007)
308	13-28-2	Scott Erney at Northwestern (9/23/1989)
307	30-50-2	Ryan Hart vs. New Hampshire (9/11/2004)
304	18-33-2	Mike McMahon at Navy (10/21/2000)
303	16-25-3	Mike Teel vs. Ball State (1/5/2008)
302	29-43-0	Ryan Hart at #24/25 Boston College (11/6/2004)
300	28-47-2	Ray Lucas at Temple (11/18/1995)

300-YARD PASSING GAMES BY PLAYER (SINCE 1973)

Mike Teel (10)

447 vs. Louisville (12/4/2008)
361 at #17/20 Pittsburgh (10/25/2008)
359 vs. Army (11/22/2008)
343 at #16/20 Connecticut (11/3/2007)
334 vs. #20/24 Cincinnati (10/6/2007)
328 vs. Buffalo (8/30/2007)
319 vs. NC State (12/29/2008)
310 at Syracuse (10/13/2007)
310 vs. Maryland (9/29/2007)
303 vs. Ball State (1/5/2008)

Ryan Hart (10)

384 vs. Pittsburgh (10/18/2003)
374 vs. Arizona State (12/27/2005)
351 vs. Pittsburgh (10/23/2004)
344 at Vanderbilt (10/9/2004)
342 at Illinois (9/3/2005)
324 vs. #15/13 West Virginia (10/30/2004)
316 at Temple (10/25/2004)
311 at Syracuse (10/2/2004)
307 vs. New Hampshire (9/11/2004)
302 at #24/25 Boston College (11/6/2004)

Gary Nova (7)

404 vs. Michigan (10/4/2014)
397 at Arkansas (9/22/2012)
371 vs. Temple (11/2/2013)
348 at Fresno State (8/29/2013)
347 at Maryland (11/29/2014)
346 vs. Arkansas (9/21/2013)
313 vs. Kent State (10/27/2012)

Scott Erney (4)

436 vs. Vanderbilt (9/17/1988)
346 at #14/14 Penn State (10/10/1987)
326 at Temple (11/18/1989)
308 at Northwestern (9/23/1989)

Ray Lucas (3)

374 at #16/12 Virginia Tech (11/12/1994)
327 vs. Boston College (11/24/1995)
300 at Temple (11/18/1995)

Mike McMahon (3)

386 at Army (10/18/1997)
324 vs. Villanova (9/2/2000)
304 at Navy (10/21/2000)

Chas Dodd (2)

335 at Cincinnati (11/20/2010)
322 vs. Connecticut (10/8/2010)

Eric Hochberg (2)

367 vs. Penn State (10/1/1983)
358 vs. Louisville (10/20/1984)

Chris Laviano (2)

386 at Indiana (10/17/2015)
344 vs. Maryland (11/28/2015)

Ryan Cubit (1)

327 vs. Navy (10/20/2001)

Bryan Fortay (1)

338 vs. Virginia Tech (10/31/1992)

Joe Gagliardi (1)

313 vs. Cincinnati (9/20/1986)

Tom Tarver (1)

311 vs. Temple (11/16/1991)

RECORDS & RESULTS



300-YARD PASSING GAMES VS. OPPONENT (SINCE 1973)

1. Temple (5)
2. Cincinnati (3)
Maryland (3)
Pittsburgh (3)
5. Army (2)
Arkansas (2)
Boston College (2)
Connecticut (2)
Louisville (2)
Navy (2)
Penn State (2)
Syracuse (2)
Vanderbilt (2)
Virginia Tech (2)
15. Arizona State (1)
Ball State (1)
Buffalo (1)
Fresno State (1)
Kent State (1)
Indiana (1)
Michigan (1)
New Hampshire (1)
North Carolina State (1)
Northwestern (1)
Villanova (1)
West Virginia (1)

3,000-YARD PASSERS

1. Mike Teel (2005-08)

Year	G/GS	Cmp	Att	Pct.	Yards	TD	INT
2005	9/3	51	101	50.5	683	2	10
2006	13/13	164	296	55.4	2,135	12	13
2007	13/13	203	349	58.2	3,147	20	13
2008	13/13	243	396	61.4	3,417	25	13
Total	48/42	661	1,142	57.9	9,383	59	49

2. Gary Nova (2011-14)

Year	G/GS	Cmp	Att	Pct.	Yards	TD	INT
2011	10/5	116	227	51.1	1,553	11	9
2012	13/13	221	388	57.0	2,695	22	16
2013	10/10	165	303	54.5	2,159	18	14
2014	13/13	187	327	57.2	2,851	22	12
Total	46/41	689	1,245	55.3	9,258	73	51

3. Ryan Hart (2002-05)

Year	G/GS	Cmp	Att	Pct.	Yards	TD	INT
2002	5/3	51	111	45.9	479	2	6
2003	12/10	234	398	58.8	2,714	15	19
2004	11/11	295	453	65.1	3,154	17	19
2005	10/9	155	255	60.8	2,135	18	8
Total	38/33	735	1,217	60.4	8,482	52	52

4. Scott Erney (1986-89)

Year	G/GS	Cmp	Att	Pct.	Yards	TD	INT
1986	8/6	96	190	50.5	1,160	6	11
1987	9/9	122	225	54.2	1,369	7	6
1988	11/11	188	339	55.5	2,123	13	15
1989	11/11	208	374	55.6	2,536	15	17
Total	39/37	614	1,128	54.4	7,188	41	49

5. Mike McMahon (1997-00)

Year	G/GS	Cmp	Att	Pct.	Yards	TD	INT
1997	9/5	104	212	49.1	1,259	6	12
1998	11/11	143	276	51.8	2,203	12	16
1999	5/5	66	146	45.2	989	5	7
2000	10/10	169	340	49.7	2,157	18	17
Total	35/31	482	974	49.4	6,608	41	52

6. Ray Lucas (1992-95)

Year	G/GS	Cmp	Att	Pct.	Yards	TD	INT
1992	10/4	61	105	58.1	836	4	3
1993	11/8	109	188	57.9	1,011	7	6
1994	10/10	156	268	58.2	1,869	16	10
1995	11/11	188	347	54.1	2,180	16	11
Total	42/33	514	908	56.6	5,896	43	30

7. Chas Dodd (2010-13)

Year	G/GS	Cmp	Att	Pct.	Yards	TD	INT
2010	11/7	123	223	55.2	1,637	11	7
2011	9/8	139	245	56.7	1,574	10	7
2012	3/0	1	1	100.0	0	0	0
2013	8/3	73	133	54.9	868	3	6
Total	31/18	336	602	55.8	4,079	24	20

8. Eric Hochberg (1982-85)

Year	G/GS	Cmp	Att	Pct.	Yards	TD	INT
1982	4/1	35	65	53.8	354	1	2
1983	4/2	61	100	61.0	814	4	5
1984	10/10	162	305	53.1	1,905	9	7
1985	9/7	79	169	46.7	752	4	7
Total	27/20	337	639	52.7	3,825	18	21

9. Bert Kosup (1974, 76-77)

Year	G/GS	Cmp	Att	Pct.	Yards	TD	INT
1974	11/11	63	150	42.0	1,070	9	15
1976	11/11	69	141	48.9	1,098	6	6
1977	11/9	82	157	52.2	1,445	10	6
Total	33/31	214	448	47.7	3,613	25	27

10. Tom Tarver (1989-91)

Year	G/GS	Cmp	Att	Pct.	Yards	TD	INT
1989	3/0	8	11	72.7	157	1	1
1990	9/9	107	188	56.9	1,348	8	9
1991	11/11	164	307	53.4	1,969	10	14
Total	23/20	279	506	55.1	3,474	19	24

11. Ed McMichael (1978-80)

Year	G/GS	Cmp	Att	Pct.	Yards	TD	INT
1978	NA/NA	22	34	64.7	294	3	2
1979	11/11	124	211	58.8	1,529	7	7
1980	11/11	146	229	63.8	1,761	10	11
Total	NA/NA	292	474	61.6	3,584	20	20



TYRONNE STOWE

DEFENSIVE RECORDS

CAREER DEFENSIVE LEADERS

Total Tackles

1. Tyronne Stowe (1983-86)	533
2. Jim Dumont (1979-83)	448
3. Brian Sheridan (1993-97)	389
4. Khaseem Greene (2009-12)	387
5. Courtney Greene (2005-08)	386
6. Pat Udovich (1986-89)	363
7. Aaron Brady (1995-98)	354
8. Steve Longa (2013-15)	342
9. Keith Woetzel (1980-82)	323
10. Tim Blanchard (1975-78)	312

Solo Tackles

1. Tyronne Stowe (1983-86)	326
2. Jim Dumont (1979-83)	309
3. Aaron Brady (1995-98)	261
4. Brian Sheridan (1993-97)	233
5. Courtney Greene (2005-08)	219
6. Khaseem Greene (2009-12)	211
7. Dino Mangiero (1976-79)	204
8. Keith Woetzel (1980-82)	199
9. Steve Longa (2013-15)	196
10. Pat Udovich (1985-89)	190

Assisted Tackles

1. Tyronne Stowe (1983-86)	207
2. Khaseem Greene (2009-12)	176
3. Pat Udovich (1985-89)	173
4. Courtney Greene (2005-08)	167
5. Brian Sheridan (1993-97)	156
6. Devraun Thompson (2003-06)	153
7. Darrin Czellec (1986-89)	151
8. Steve Longa (2013-15)	146
Steve Beauharnais (2009-12)	146
10. Jim Dumont (1979-83)	139

Sacks (Tackles)

1. Nate Toran (1973-76)	52 (333)
2. Dan Gray (1975-77)	29 (224)
3. Jamaal Westerman (2005-08)	26 (181)
Dino Mangiero (1976-79)	26 (177)
5. Shawn Williams (1989-92)	21 (121)
6. Ryan Neill (2001-05)	19 (130)
7. Raheem Orr (2001-03)	18 (100)
8. Ramel Meekins (2003-06)	17 (138)
Ed Steward (1977-80)	17 (84)
Mike Pellowski (1968-70)	17 (101)

Interceptions

1. Ed Jones (1971-74)	14
Tony Pawlik (1972-74)	14
John Pollock (1965-68)	14
4. Bill Austin (1956-58)	13
5. Bill Houston (1981-83)	12
Bob Davis (1975-77)	12
7. Malik Jackson (1990-93)	11
Sam Chapman (1969-71)	11
9. Ron Girault (2004-07)	10
Jim Hughes (1975-78)	10
Jim Testom (1974-76)	10
John Miller (1969-70)	10

SEASON DEFENSIVE LEADERS

Total Tackles

1. Brian Sheridan (1997)	161
2. Tyronne Stowe (1985)	157
3. Jim Dumont (1983)	154
4. Tyronne Stowe (1986)	150
5. Khaseem Greene (2011)	141
6. Pat Udovich (1989)	140
7. Khaseem Greene (2012)	136
8. Aaron Brady (1998)	136
9. Jim Dumont (1982)	133
10. Brian Sheridan (1995)	132

Solo Tackles

1. Brian Sheridan (1997)	109
2. Tyronne Stowe (1985)	106
3. Jim Dumont (1983)	104
4. Aaron Brady (1998)	102
5. Jabari Moore (1999)	95
6. Jim Dumont (1982)	94
7. Dino Mangiero (1979)	91
8. Tom Holmes (1974)	90
9. Bob Davis (1977)	87
10. Gary Brackett (2002)	82
Elvin Washington (1977)	82

Assisted Tackles

1. Tyronne Stowe (1986)	81
2. Steve Longa (2013)	72
3. Pat Udovich (1989)	69
4. Khaseem Greene (2011)	67
5. Khaseem Greene (2012)	66
6. Antonio Lowery (2010)	61
Kevin Malast (2008)	61
Darrin Czellec (1988)	61
9. Deonte Roberts (2016)	60
Bob Speidel (1987)	60

RECORDS & RESULTS



Sacks (Tackles)

1. Nate Toran (1974)	19 (115)
2. Nate Toran (1976)	17 (115)
3. Nate Toran (1975)	16 (103)

Interceptions

1. John Pollock (1968)	9
2. Tony Pawlik (1973)	8
John Miller (1969)	8
4. Ed Jones (1974)	7
Bill Vigh (1947)	7
6. Bill Houston (1983)	6
Bill Houston (1982)	6
Bob Hynoski (1978)	6
Sam Chapman (1970)	6
Bill Austin (1958)	6

SINGLE-GAME DEFENSIVE LEADERS

Total Tackles

1. Tyronne Stowe vs. West Virginia (11/8/1986)	27
2. Dax Strohmeier vs. Syracuse (11/13/1999)	23
3. Khaseem Greene vs. Army (11/10/2012)	22

Sacks

1. Mike Pellowski at Lafayette (9/20/1969)	4
2. Ramel Meekins vs. Cincinnati (11/26/2005)	3.5
3. Ryan D'Imperio at USF (11/15/2008)	3

Interceptions

1. Malik Jackson vs. Virginia Tech (10/31/1992)	3
Tony Pawlik vs. Lafayette (10/13/1973)	3
Larry Clymer vs. Colgate (11/21/1970)	3
John Pollock vs. Colgate (11/23/1968)	3
Sam Mudie at Colgate (11/18/1961)	3

Longest Interception Return

1. Mike Wittpen vs. Stevens (TD, 11/20/1915)	98
2. Bill Houston vs. Colgate (TD, 10/23/1982)	94
3. Bill Austin vs. Richmond (TD, 10/26/1957)	85
4. Kevin Malast at Pittsburgh (10/25/2008)	74
5. Shawn Seabrooks vs. Buffalo (TD, 8/30/2001)	73
6. Nate Jones vs. Boston College (TD, 11/17/2001)	70
7. Ron Sabo vs. Connecticut (TD, 10/5/1957)	66
8. Dave Figueroa vs. Bucknell (9/20/1975)	64
9. Brandon Haw vs. Michigan State (TD, 9/6/2003)	61
10. David Rowe vs. Texas Southern (TD, 10/10/2009)	56

Longest Fumble Return

1. Paul Rivers vs. Pittsburgh, 10/28/1995*	100
--------------------------------------------	-----

* NCAA Record

CAREER TACKLE LEADERS

1. Tyronne Stowe (1983-86)

Year	Solo	Assists	Total	Sacks
1983	76	31	107	0
1984	75	44	119	2
1985	106	51	157	3
1986	69	81	150	0
Total	326	207	533	5

2. Jim Dumont (1979-83)

Year	Solo	Assists	Total	Sacks
1979	30	13	43	0
1980	17	6	23	1
1981	64	31	95	2
1982	94	39	133	2
1983	104	50	154	0
Total	309	139	448	5

3. Brian Sheridan (1993-97)

Year	Solo	Assists	Total	Sacks
1993	18	19	37	0
1994	30	29	59	0
1995	76	56	132	0
1996	DNP			
1997	109	52	161	1
Total	233	156	389	1

4. Khaseem Greene (2009-12)

Year	Solo	Assists	Total	Sacks
2009	22	11	33	2
2010	45	32	77	0
2011	74	67	141	3.5
2012	70	66	136	6
Total	211	176	387	11.5

5. Courtney Greene (2005-08)

Year	Solo	Assists	Total	Sacks
2005	68	48	116	1.5
2006	49	33	82	1
2007	54	47	101	1
2008	45	42	87	1
Total	216	170	386	4.5

6. Pat Udovich (1986-89)

Year	Solo	Assists	Total	Sacks
1986	15	15	30	0
1987	40	49	89	1
1988	64	40	104	2
1989	71	69	140	2
Total	188	175	363	5

7. Aaron Brady (1995-98)

Year	Solo	Assists	Total	Sacks
1995	22	4	26	0
1996	74	18	92	0
1997	63	37	100	3.5
1998	102	34	136	1
Total	261	93	354	4.5

8. Steve Longa (2013-15)

Year	Solo	Assists	Total	Sacks
2013	51	72	123	3
2014	71	31	102	2
2015	74	43	117	2
Total	196	146	342	7

9. Keith Woetzel (1980-82)

Year	Solo	Assists	Total	Sacks
1980	56	39	95	0
1981	70	31	101	0
1982	73	54	127	1
Total	199	124	323	1

10. Tim Blanchard (1975-78)

Year	Solo	Assists	Total	Sacks
1975	17	10	27	0
1976	40	27	67	0
1977	50	46	96	0
1978	71	51	122	4
Total	178	134	312	4

11. Devraun Thompson (2003-06)

Year	Solo	Assists	Total	Sacks
2003	26	30	56	1.5
2004	30	30	60	2
2005	46	51	97	2
2006	42	41	83	4
Total	144	152	296	9.5



JEREMY ITO

SPECIAL TEAMS RECORDS

CAREER SPECIAL TEAMS LEADERS

Field Goals

1. Jeremy Ito (2004-07)	80
2. San San Te (2008-11)	64
3. Kyle Federico (2012-15)	46
Kennan Startzell (1976-79)	46
5. Alex Falcinelli (1980-82)	38
6. Tom Angstadt (1983-85)	36
7. Carmen Sclafani (1987-88)	29
8. John Benestad (1990-93)	28
9. Doug Giesler (1986-89)	27
10. Ryan Sands (2001-2004)	23

Field Goal Percentage (Minimum: 29 attempts)

1. Alex Falcinelli (1980-82)	38-49 (77.6)
2. Doug Giesler (1986-89)	27-35 (77.1)
3. Jeremy Ito (2004-07)	80-111 (72.1)
4. Kyle Federico (2012-15)	46-66 (69.7)
5. Carmen Sclafani (1987-88)	29-42 (69.0)
6. San San Te (2008-11)	64-96 (66.7)
7. Tom Angstadt (1983-85)	36-59 (61.1)
8. Ryan Sands (2001-04)	23-39 (59.0)
Kennan Startzell (1976-79)	46-78 (59.0)
10. John Pesce (1970-72)	16-29 (55.2)

Punts

1. Jared Slovan (1994-97)	252
2. Mike Barr (1998-02)	251
3. Gary Liska (1981-84)	238
4. Matt O'Connell (1985-87)	237
5. Joe Radigan (2003-06)	228
6. Deron Cherry (1977-80)	188
7. Teddy Dellaganna (2008-10)	177
8. Justin Doerner (2011-12)	145
9. David Dunne (1990-92)	142
10. Mike Yancheff (1968-70)	131

Punt Yardage

1. Mike Barr (1998-02)	10,096
2. Jared Slovan (1994-97)	9,756
3. Matt O'Connell (1985-88)	9,469
4. Joe Radigan (2003-06)	9,185
5. Gary Liska (1981-84)	8,807
6. Deron Cherry (1977-80)	7,413
7. Teddy Dellaganna (2008-10)	7,402
8. Justin Doerner (2011-12)	5,594
9. David Dunne (1990-92)	5,398
10. Mike Yancheff (1968-70)	4,711

Punt Average (Minimum: 40 punts)

1. Teddy Dellaganna (2008-10)	177 (41.8)
2. Nick Marsh (2013)	65 (40.6)
3. Joe Radigan (2003-06)	228 (40.3)
4. Mike Barr (1998-02)	251 (40.2)
5. Matt O'Connell (1985-88)	237 (40.0)
6. Deron Cherry (1977-80)	188 (39.4)
7. Justin Doerner (2011-12)	145 (38.6)
8. Joey Roth (2014-15)	89 (38.7)
Jared Slovan (1994-97)	252 (38.7)
10. Steve Simek (1974-75)	96 (38.4)

Kickoff Return Yardage

1. Janarion Grant (2013-16)	2,606
2. Terrell Willis (1993-95)	2,063
3. Nate Jones (2000-03)	1,902
4. Willie Foster (2003-06)	1,553
5. Eric Young (1985-88)	1,451
6. Joe Lefeged (2007-10)	1,304
7. Ron Allen (1988-91)	1,283
8. Jim Baker (1965-67)	1,234
9. Dennis Thomas (1998-01)	1,173
10. Brian Cobb (1984-87)	1,121

Kickoff Returns

1. Janarion Grant (2013-16)	103
2. Terrell Willis (1993-95)	91
3. Nate Jones (2000-03)	82
4. Willie Foster (2003-06)	70
5. Eric Young (1985-88)	64
6. Dennis Thomas (1998-01)	54
Jim Baker (1965-67)	54
8. Ron Allen (1988-91)	51
9. Brian Cobb (1984-87)	50
10. Joe Lefeged (2007-10)	49
Steve Harper (1994-97)	49

Punt Return Yardage

1. Marshall Roberts (1989-92)	1,018
2. Henry Jenkins (1975-76)	726
3. John Pollock (1966-68)	652
4. Tony Pawlik (1972-74)	545
5. Janarion Grant (2013-16)	480
6. Willie Foster (2003-06)	444
Henry Stevens (1944)	444
8. Tres Moses (2001-05)	441
9. Reggie Funderburk (1993-97)	440
10. Ken Smith (1977-80)	384

RECORDS & RESULTS



Punt Returns

1. Marshall Roberts (1989-92)	91
2. Reggie Funderburk (1993-97)	59
3. John Pollock (1966-68)	58
4. Mason Robinson (2007-12)	57
5. Henry Jenkins (1975-76)	50
6. Tony Pawlik (1972-74)	48
7. Tres Moses (2001-05)	45
8. Paul Fego (1977-79)	43
9. Janarion Grant (2013-16)	42
10. Willie Foster (2003-06)	41

SEASON SPECIAL TEAMS LEADERS

Field Goals

1. Jeremy Ito (2007)	23
2. Jeremy Ito (2006)	22
3. San San Te (2011)	20
Jeremy Ito (2005)	20
5. Tom Angstadt (1984)	19
6. San San Te (2009)	18
7. Carmen Sclafani (1988)	17
8. Kyle Federico (2014)	16
9. Jeremy Ito (2004)	15
Kennan Startzell (1978)	15

Field Goal Percentage (Minimum: 15 attempts)

1. Alex Falcinelli (1982)	12-15 (80.0)
2. Kennan Startzell (1978)	15-19 (79.0)
3. Kyle Federico (2014)	16-21 (76.2)
4. Jeremy Ito (2006)	22-29 (75.9)
5. Kyle Federico (2015)	12-16 (75.0)
6. Jeremy Ito (2007)	23-31 (74.2)
7. Jeremy Ito (2005)	20-27 (74.1)
8. Tom Angstadt (1983)	11-15 (73.3)
9. Carmen Sclafani (1988)	17-24 (70.8)
10. San San Te (2010)	14-20 (70.0)

Punts

1. Michael Cintron (2016)	95
2. Mike Barr (2002)	92
3. Mike Barr (2001)	84
4. Justin Doerner (2012)	81
5. Deron Cherry (1978)	76
6. Jared Slovan (1996)	73
Gary Liska (1978)	73
8. Charlie Titus (1999)	69
Jared Slovan (1997)	69
10. Teddy Dellaganna (2009)	68

Punt Yardage

1. Mike Barr (2002)	3,707
2. Michael Cintron (2016)	3,600
3. Mike Barr (2001)	3,526
4. Justin Doerner (2012)	3,017
5. Jared Slovan (1996)	2,918
Deron Cherry (1978)	2,918
7. Jared Slovan (1997)	2,886
8. Teddy Dellaganna (2009)	2,873
9. Charlie Titus (1999)	2,801
10. Gary Liska (1981)	2,777

Average (Minimum: 15 punts)

1. Joe Radigan (2006)	44.1
2. Teddy Dellaganna (2009)	42.2
3. Mike Barr (2001)	42.0
4. Teddy Dellaganna (2010)	41.9
Alan Andrews (1982)	41.9
6. Jared Slovan (1997)	41.8
7. Charlie Titus (1998)	41.6
8. Matt O'Connell (1986)	41.4
9. Deron Cherry (1979)	41.3
10. Teddy Dellaganna (2008)	41.2

Kickoff Returns

1. Janarion Grant (2015)	40
2. Joe Lefeged (2010)	38
3. Nate Jones (2001)	37
4. Janarion Grant (2014)	36
5. Terrell Willis (1995)	35
6. Dennis Thomas (1999)	34
7. Willie Foster (2005)	30
Steve Harper (1996)	30
Terrell Willis (1993)	30
10. Jermaine Robinson (1997)	27

Kickoff Return Yardage

1. Janarion Grant (2015)	984
2. Joe Lefeged (2010)	948
3. Janarion Grant (2014)	910
4. Terrell Willis (1995)	813
5. Willie Foster (2005)	736
Nate Jones (2002)	736
7. Dennis Thomas (1999)	726
8. Terrell Willis (1993)	704
9. Nate Jones (2001)	677
10. Steve Harper (1996)	564

Punt Return Yardage

1. Marshall Roberts (1991)	454
2. Henry Jenkins (1976)	449
3. Henry Prvor (1948)	444
Henry Stevens (1944)	444
5. Tony Pawlik (1974)	388
6. John Pollock (1968)	375
7. Henry Jenkins (1975)	277
8. Harold Young (1984)	270
9. John Pollock (1967)	264
10. Tres Moses (2003)	250

Punt Returns

1. John Pollock (1968)	35
2. Marshall Roberts (1991)	34
Tony Pawlik (1974)	34
4. Reggie Funderburk (1995)	30
Henry Jenkins (1976)	30
6. Mason Robinson (2012)	29
7. Paul Fego (1978)	27
8. Sam Chapman (1970)	25
9. Reggie Funderburk (1994)	24
Henry Prvor (1948)	24

SINGLE-GAME SPECIAL TEAMS LEADERS

Longest Field Goal

1. John Benestad vs. West Virginia (11/10/1990)	55
2. Jeremy Ito vs. Ball State (1/5/2008)	53
Jeremy Ito at USF (9/29/2006)	53
4. Kyle Federico (9/13/2012) at USF	52
Jeremy Ito vs. Arizona State (12/27/2005)	52
6. Jeremy Ito vs. USF (10/18/2007)	51
Jeremy Ito vs. Connecticut (10/29/2006)	51
Jeremy Ito at Syracuse (10/15/2005)	51
Steve Barone at Navy (11/7/1998)	51
John Benestad at Miami (11/13/1993)	51
Carmen Sclafani at Syracuse (10/8/1988)	51
Tom Angstadt vs. Pittsburgh (10/19/1985)	51
Alex Falcinelli at Pittsburgh & Mary (11/20/1982)	51
Alex Falcinelli vs. William & Mary (10/2/1982)	51

Longest Punt

1. Joe Radigan vs. Illinois (9/9/2006)	78
2. Jared Slovan vs. Wake Forest (11/8/1997)	77
3. David Dunne at Boston College (10/6/1990)	75
4. Matt O'Connell at West Virginia (11/9/1985)	72
5. Teddy Dellaganna vs. North Carolina (9/25/2010)	69
6. Gary Liska at Penn State (9/8/1984)	68

Longest Punt Return

1. Tony Pawlik at Princeton (TD, 9/28/1974)	94
2. Marshall Roberts vs. Colgate (TD, 9/12/1992)	85
3. Ken Smith vs. Princeton (9/29/1979)	84
4. Willie Foster vs. Pittsburgh (TD, 9/30/2005)	74
5. John Pollock vs. Holy Cross (TD, 11/16/1968)	73
6. Pierce Frauenheim vs. Lehigh (10/21/1961)	70
Arny Byrd at Columbia (11/19/1960)	70
8. Janarion Grant vs. New Mexico (9/17/2016)	69
9. Robert Max vs. Delaware (TD, 11/2/1957)	68
10. Janarion Grant at #16 Michigan (11/7/2015)	67
Herm Hering at Harvard (11/1/1947)	67

Longest Kickoff Return (All Touchdowns)

1. Janarion Grant vs. Washington State (9/12/2015)	100
Janarion Grant at Fresno State (8/27/2013)	100
Nate Jones at Syracuse (10/26/2002)	100
Nate Jones at #11 Tennessee (9/28/2002)	100
5. Quron Pratt vs. Eastern Michigan (9/14/2013)	99
6. Janarion Grant at #16 Michigan (11/7/2015)	98
Jeremy Deering vs. USF (11/5/2011)	98
Devin McCourt at Connecticut (10/31/2009)	98
Hall Connors at Maryland (10/10/1942)	98
10. Ken Smith at Army (11/1/1980)	97
Tom Sweeney vs. Morgan State (11/18/1972)	97

TOTAL OFFENSE RECORDS**CAREER TOTAL OFFENSE LEADERS****All-Purpose Yardage (Since 1948)**

1. Terrell Willis (1993-95)	5,340
2. Ray Rice (2005-07)	5,260
3. Brian Leonard (2003-06)	4,643
4. Janarion Grant (2013-16)	4,251
5. Bruce Presley (1992-95)	3,831
6. Tres Moses (2001-05)	3,513
7. Mike Fisher (1974-77)	3,426
8. Dave Dorn (1977-80)	3,308
9. Dennis Thomas (1998-01)	3,245
10. Albert Smith (1982-85)	3,156

Total Offense

1. Mike Teel (2005-08)	9,173
2. Gary Nova (2011-14)	9,002
3. Ryan Hart (2002-05)	8,149
4. Scott Erney (1986-89)	7,320
5. Mike McMahon (1997-00)	6,793
6. Ray Lucas (1992-95)	6,643
7. Chas Dodd (2010-13)	3,793
8. Eric Hochberg (1982-85)	3,731
9. Bert Kosup (1974, 76-77)	3,670
10. Tom Tarver (1989-91)	3,319

Scoring

1. Jeremy Ito (2004-07)	400
2. San San Te (2008-11)	339
3. Ray Rice (2005-07)	300
4. Brian Leonard (2003-06)	272
5. Kyle Federico (2012-15)	261
Kennan Starzell (1976-79)	261
7. Homer Hazel (1916, 23-24)	216
8. "JJ" Jennings (1971-73)	206
9. Bill Austin (1956-58)	204
10. Howard Talman (1912-15)	203

SEASON TOTAL OFFENSE LEADERS**All-Purpose Yardage (Since 1948)**

1. Ray Rice (2007)	2,251
2. Terrell Willis (1993)	2,026
3. Ray Rice (2006)	1,824
4. Terrell Willis (1994)	1,697
5. Terrell Willis (1995)	1,617
6. Janarion Grant (2015)	1,583
7. Bruce Presley (1992)	1,532
8. Dave Dorn (1978)	1,450
9. Kenny Britt (2008)	1,446
10. Jawan Jamison (2012)	1,398

Total Offense

1. Mike Teel (2008)	3,345
2. Mike Teel (2007)	3,098
3. Ryan Hart (2004)	3,061
4. Gary Nova (2014)	2,846
5. Scott Erney (1989)	2,675
6. Gary Nova (2012)	2,651
7. Ryan Hart (2003)	2,538
8. Ray Lucas (1995)	2,456
9. Mike McMahon (2000)	2,400
10. Chris Laviano (2015)	2,209

Scoring

1. Ray Rice (2007)	150
2. Howard Talman (1915)	135
3. "JJ" Jennings (1973)	128
4. Jeremy Ito (2007)	120
Ray Rice (2006)	120
6. Jeremy Ito (2006)	107
7. Bill Austin (1958)	106
8. Brian Leonard (2005)	102
9. Jeremy Ito (2005)	100
Henry Benkert (1924)	100

SINGLE-GAME TOTAL OFFENSE LEADERS**Total Offense**

1. Mike Teel vs. Louisville (12/4/2008)	447
2. Scott Erney vs. Vanderbilt (9/17/1988)	436

Scoring

1. Howard Talman vs. RPI (10/9/1915)	48
--------------------------------------	----

Field Goals Attempts

1. Jeremy Ito at Illinois (9/3/2005)	7
Jeremy Ito vs. Michigan State (9/4/2004)	7

Field Goals Converted

1. Tom Angstadt vs. Cincinnati (9/29/1984)	5
--------------------------------------------	---

Extra Point Attempts

1. Howard Talman vs. RPI (10/9/1915)	14
--------------------------------------	----

Extra Points Converted

1. Howard Talman vs. RPI (10/9/1915)	12
--------------------------------------	----

Total All-Purpose Yardage

1. Janarion Grant vs. Washington State (9/12/2015)	337
2. Terrell Willis vs. Temple (11/5/1994)	326

RECORDS & RESULTS



YEAR-BY-YEAR LEADERS

RUSHING LEADERS

Year	Name	Yards
1957	Bill Austin	946
1958	Bill Austin	747
1959	Jim Rogers	161
1960	Steve Simms	613
1961	Steve Simms	614
1962	Bill Thompson	405
1963	Don Viggiano	404
1964	Bob Brendel	464
1965	Rich Capria	242
1966	Bryant Mitchell	540
1967	Bryant Mitchell	542
1968	Bryant Mitchell	1,204
1969	Steve Ferrughelli	564
1970	Larry Robertson	397
1971	Larry Robertson	405
1972	"JJ" Jennings	1,262
1973	"JJ" Jennings	1,353
1974	Curt Edwards	889
1975	Curt Edwards	1,157
1976	Glen Kehler	764
1977	Glen Kehler	866
1978	Glen Kehler	883
1979	Albert Ray	567
1980	Albert Ray	778
1981	Albert Ray	679
1982	Albert Smith	466
1983	Albert Smith	572
1984	Albert Smith	869
1985	Albert Smith	362
1986	Matt Prescott	606
1987	Henry Henderson	846
1988	Mike Botti	715
1989	James Cann	429
1990	Tekay Dorsey	505
1991	Antoine Moore	627
1992	Bruce Presley	817
1993	Terrell Willis	1,261
1994	Terrell Willis	1,080
1995	Terrell Willis	773
1996	Chad Bosch	523
1997	Jacki Crooks	758
1998	Jacki Crooks	821
1999	Jacki Crooks	587
2000	Dennis Thomas	587
2001	Dennis Thomas	372
2002	Markis Facyson	398
2003	Brian Leonard	880
2004	Brian Leonard	732
2005	Ray Rice	1,120
2006	Ray Rice	1,794
2007	Ray Rice	2,012
2008	Kordell Young	554
2009	Joe Martinek	967
2010	Jordan Thomas	417
2011	Jawan Jamison	897
2012	Jawan Jamison	1,075
2013	Paul James	881
2014	Desmon Peoples	447
2015	Robert Martin	763
2016	Robert Martin	625

PASSING LEADERS

Year	Name	Yards
1957	Bill Austin	479
1958	Bruce Webster	513
1959	Sam Mudie	339
1960	Sam Mudie	452
1961	Bill Speranza	318

1962	Bob Yaksick	502
1963	Dave Stout	634
1964	Roger Kalinger	916
1965	Jack Callaghan	456
1966	Fred Eckert	756
1967	Bruce Van Ness	524
1968	Rich Policastro	994
1969	Rich Policastro	1,690
1970	Mike Yanchef	974
1971	Leo Gasienca	1,148
1972	Leo Gasienca	1,409
1973	John Piccirillo	415
1974	Bert Kosup	1,070
1975	Jeff Rebholz	715
1976	Bert Kosup	1,098
1977	Bert Kosup	1,445
1978	Bob Hering	1,193
1979	Ed McMichael	1,529
1980	Ed McMichael	1,761
1981	Ralph Leek	926
1982	Jacque LaPrarie	1,164
1983	Jacque LaPrarie	1,275
1984	Eric Hochberg	1,905
1985	Joe Gagliardi	1,273
1986	Scott Erney	1,160
1987	Scott Erney	1,369
1988	Scott Erney	2,123
1989	Scott Erney	2,536
1990	Tom Tarver	1,348
1991	Tom Tarver	1,969
1992	Bryan Fortay	1,608
1993	Ray Lucas	1,011
1994	Ray Lucas	1,869
1995	Ray Lucas	2,180
1996	Mike Stephens	918
1997	Mike McMahon	1,259
1998	Mike McMahon	2,203
1999	Mike McMahon	989
2000	Mike McMahon	2,157
2001	Ryan Cubit	1,433
2002	Ted Trump	740
2003	Ryan Hart	2,714
2004	Ryan Hart	3,154
2005	Ryan Hart	2,135
2006	Mike Teel	2,135
2007	Mike Teel	3,147
2008	Mike Teel	3,418
2009	Tom Savage	2,211
2010	Chas Dodd	1,637
2011	Chas Dodd	1,574
2012	Gary Nova	2,695
2013	Gary Nova	2,159
2014	Gary Nova	2,851
2015	Chris Laviano	2,247
2016	Giovanni Rescigno	889

RECEIVING LEADERS

Year	Name	Yards
1957	Bob Simms	180
1958	Bob Simms	468
1959	Bob Simms	345
1960	Arny Byrd	269
1961	Lee Curley	274
1962	Bill Craft	426
1963	Paul Streliek	242
1964	Jack Emmer	306
1965	Charley Mudie	243
1966	Jack Emmer	701
1967	Jim Baker	242
1968	Bob Stonebreaker	448
1969	Jim Benedict	650
1970	Al Fenstemacher	254

1971	Bob Carney	351
1972	Tom Sweeney	369
1973	Tom Sweeney	479
1974	Mark Twitty	314
1975	Mark Twitty	544
1976	Mark Twitty	514
1977	George Carter	391
1978	Dave Dorn	535
1979	Dave Dorn	468
1980	Tim Odell	718
1981	Andrew Baker	356
1982	Andrew Baker	472
1983	Andrew Baker	857
1984	Andrew Baker	583
1985	Albert Smith	244
1986	Brian Cobb	368
1987	Eric Young	364
1988	Eric Young	592
1989	James Cann	507
1990	James Guarantano	386
1991	James Guarantano	740
1992	James Guarantano	755
1993	Chris Brantley	589
1994	Marco Battaglia	779
1995	Marco Battaglia	894
1996	Steven Harper	321
1997	Walter King	445
1998	Bill Powell	730
1999	Errol Johnson	507
2000	Errol Johnson	555
2001	Aaron Martin	523
2002	LJ Smith	384
2003	Shawn Tucker	726
2004	Tres Moses	1,056
2005	Tres Moses	758
2006	Clark Harris	493
2007	Kenny Britt	1,232
2008	Kenny Britt	1,371
2009	Tim Brown	1,150
2010	Mark Harrison	829
2011	Mohamed Sanu	1,206
2012	Brandon Coleman	718
2013	Tyler Kroft	573
2014	Leonte Carroo	1,086
2015	Leonte Carroo	809
2016	Jawuan Harris	481

TACKLE LEADERS

Year	Name	Tackles
1974	Tom Holmes	124
1975	Tom Holmes	96
1976	Jim Hughes	113
1977	Bob Davis	121
1978	Tim Blanchard	122
1979	Dino Mangiero	113
1980	Mike Knight	98
1981	Keith Woetzel	101
1982	Jim Dumont	133
1983	Jim Dumont	154
1984	Roy Oake	124
1985	Tyronne Stowe	157
1986	Tyronne Stowe	150
1987	Bob Speidel	128
1988	Pat Udovich	104
1989	Pat Udovich	140
1990	Elnardo Webster	99
1991	Elnardo Webster	81
1992	Doug Adkins	70
1993	Jamil Jackson	65
1994	Mark Washington	97
1995	Brian Sheridan	132
1996	Aaron Brady	92

1997	Brian Sheridan	161
1998	Aaron Brady	136
1999	Jabari Moore	130
2000	Wes Robertson	83
2001	Shawn Seabrooks	99
2002	Gary Brackett	130
2003	Jarvis Johnson	97
2004	Jarvis Johnson	75
2005	Courtney Greene	116
2006	Devraun Thompson	83
2007	Courtney Greene	101
2008	Kevin Malast	101
2009	Damaso Munoz	81
2010	Antonio Lowery	108
2011	Khaseem Greene	141
2012	Khaseem Greene	136
2013	Steve Longa	123
2014	Steve Longa	102
2015	Steve Longa	117
2016	Trevor Morris	102

TOTAL OFFENSE LEADERS

Year	Name	Yards
1957	Bill Austin	1,425
1958	Bill Austin	1,031
1959	Sam Mudie	473
1960	Steve Simms	719
1961	Sam Mudie	703
1962	Bob Yaksick	741
1963	Dave Stoudt	729
1964	Roger Kalinger	1,075
1965	John Callaghan	553
1966	Fred Eckert	750
1967	Bruce Van Ness	917
1968	Bryant Mitchell	1,257
1969	Rich Policastro	1,571
1970	Mike Yancheff	1,117
1971	Leo Gasiencia	1,096
1972	Leo Gasiencia	1,415
1973	"JJ" Jennings	1,367
1974	Bert Kosup	1,206
1975	Curt Edwards	1,217
1976	Bert Kosup	1,097
1977	Bert Kosup	1,367
1978	Bob Hering	1,109
1979	Ed McMichael	1,452
1980	Ed McMichael	1,548
1981	Ralph Leek	971
1982	Jacque LaPrarie	1,333
1983	Jacque LaPrarie	1,328
1984	Rusty Hochberg	1,818
1985	Joe Gagliardi	1,214
1986	Scott Erney	1,171
1987	Scott Erney	1,270
1988	Scott Erney	2,192
1989	Scott Erney	2,675
1990	Tom Tarver	1,348
1991	Tom Tarver	1,775
1992	Bryan Fortay	1,767
1993	Terrell Willis	1,261
1994	Ray Lucas	2,026
1995	Ray Lucas	2,456
1996	Mike Stephans	829
1997	Mike McMahon	1,276
1998	Mike McMahon	2,136
1999	Mike McMahon	981
2000	Mike McMahon	2,400
2001	Ryan Cubit	1,334
2002	Ted Trump	632
2003	Ryan Hart	2,714
2004	Ryan Hart	3,061

RECORDS & RESULTS



2005	Ryan Hart	2,117
2006	Mike Teel	2,085
2007	Mike Teel	3,098
2008	Mike Teel	3,345
2009	Tom Savage	2,106
2010	Chas Dodd	1,384
2011	Chas Dodd	1,507
2012	Gary Nova	2,651
2013	Gary Nova	2,066
2014	Gary Nova	2,846
2015	Chris Laviano	2,209
2016	Giovanni Rescigno	996

2011	San San Te	97
2012	Brandon Coleman	60
2013	Kyle Federico	70
2014	Kyle Federico	89
2015	Kyle Federico	71
2016	David Bonagura	50

SCORING LEADERS

Year	Name	Points
1957	Bill Austin	74
1958	Bill Austin	106
1959	Bob Simms	20
1960	Steve Simms	36
1961	Bob Mudie	70
1962	Bob Yaksick	36
1963	Bob Brendel	24
1964	Chester Ward	30
1965	Jack Hohnstine	12
	Don Riesett	12
	Bob Stohrer	12
1966	Bryant Mitchell	42
1967	Bryant Mitchell	36
1968	Bryant Mitchell	54
1969	Bruce Van Ness	48
1970	John Pesce	33
1971	Larry Robertson	42
1972	John Pesce	56
1973	"JJ" Jennings	128
1974	Bert Kosup	36
1975	Curt Edwards	66
1976	Kennan Startzell	65
1977	Mike Fisher	60
1978	Kennan Startzell	76
1979	Dave Dorn	74
1980	Alex Falcinelli	69
1981	Alex Falcinelli	47
1982	Alex Falcinelli	52
1983	Tom Angstadt	49
1984	Tom Angstadt	77
1985	Albert Smith	42
1986	Doug Giesler	56
1987	Carmen Sclafani	54
1988	Carmen Sclafani	78
1989	James Cann	66
1990	John Benestad	37
1991	Bill Bailey	36
	Antoine Moore	36
1992	John Benestad	71
1993	Terrell Willis	80
1994	Reggie Funderburk	48
1995	Marco Battaglia	62
1996	Nick Mike-Mayer	26
1997	Jacki Crooks	26
1998	Steve Barone	44
1999	Steve Barone	40
2000	Steve Barone	47
2001	Ryan Sands	26
2002	Ryan Sands	33
2003	Brian Leonard	86
2004	Jeremy Ito	73
2005	Brian Leonard	102
2006	Ray Rice	120
2007	Ray Rice	150
2008	San San Te	81
2009	San San Te	93
2010	San San Te	68

YEAR-BY-YEAR STATISTICS

RUTGERS STATISTICS

Year	Rush Yards	Pass Yards	Total Yards	First Downs	Points
2016	1,739	1,659	3,398	186	188
2015	2,039	2,485	4,524	236	325
2014	2,114	2,956	5,070	241	347
2013	1,684	3,063	4,747	254	345
2012	1,578	2,711	4,289	215	279
2011	1,271	3,136	4,407	256	343
2010	1,211	2,328	3,539	186	250
2009	1,747	2,495	4,242	211	375
2008	1,664	3,515	5,179	264	377
2007	2,574	3,267	5,841	294	426
2006	2,342	2,144	4,486	219	387
2005	1,947	2,818	4,765	238	344
2004	918	3,416	4,334	230	269
2003	1,666	2,757	4,423	237	329
2002	620	1,948	2,568	168	167
2001	1,150	1,508	2,658	145	119
2000	1,161	2,518	3,679	188	233
1999	895	2,287	3,182	169	155
1998	1,378	2,242	3,620	198	206
1997	1,168	2,143	3,302	169	191
1996	962	1,584	2,546	152	143
1995	2,113	2,588	4,701	255	304
1994	1,978	2,198	4,176	215	241
1993	2,588	1,801	4,389	235	351
1992	2,035	2,444	4,479	226	344
1991	1,244	2,180	3,424	189	217
1990	1,324	1,804	3,128	167	173
1989	1,173	2,709	3,882	203	245
1988	1,527	2,254	3,781	209	273
1987	1,665	1,476	3,141	175	168
1986	1,745	2,084	3,829	222	221
1985	1,143	2,025	3,168	190	149
1984	1,737	1,909	3,646	188	213
1983	1,605	2,008	3,613	195	195
1982	1,710	1,555	3,265	179	180
1981	1,626	1,215	2,831	162	139
1980	1,840	1,945	3,785	208	279
1979	1,939	1,548	3,487	198	243
1978	2,644	1,487	4,131	210	284
1977	2,630	1,652	4,282	210	291
1976	2,443	1,327	3,770	206	287
1975	2,895	1,225	4,120	220	347
1974	2,525	1,209	3,734	180	244
1973	2,613	1,024	3,637	183	245
1972	2,009	1,542	3,551	206	290
1971	1,475	1,390	2,860	159	193
1970	1,312	1,325	2,637	154	193
1969	1,336	1,983	3,319	207	212
1968	1,960	1,698	3,658	182	276
1967	1,605	890	2,495	132	155
1966	1,311	1,372	2,683	140	184
1965	1,305	1,006	2,311	132	84
1964	1,629	1,127	2,756	165	149
1963	1,698	672	2,370	134	145
1962	1,746	927	2,673	154	164
1961	1,968	644	2,612	148	246
1960	1,916	795	2,711	144	225
1959	1,184	946	2,130	115	132
1958	1,721	967	2,688	143	301
1957	1,703	918	2,621	141	181
1956	1,168	898	2,066	70	117
1955	1,089	488	1,577	82	95
1954	1,481	788	2,269	124	140
1953	1,137	791	1,928	95	126
1952	1,440	1,173	2,613	126	178
1951	1,584	573	2,157	88	184
1950	1,295	1,153	2,448	112	186
1949	2,124	658	2,782	110	266

RECORDS & RESULTS



1948	1,908	825	2,733	135	224
1947	1,946	1,015	2,961	124	262
1946	1,673	704	2,377	94	252

OPPONENTS STATISTICS

Year	Rush Yards	Pass Yards	Total Yards	First Downs	Points
2016	3,170	2,238	5,408	242	450
2015	2,233	3,311	5,544	251	419
2014	2,760	2,996	5,756	276	392
2013	1,310	4,056	5,366	275	387
2012	1,263	2,788	4,051	228	184
2011	1,850	2,234	4,084	200	238
2010	1,877	2,613	4,490	216	318
2009	1,342	2,659	4,001	198	233
2008	1,763	2,487	4,250	201	245
2007	2,076	2,218	4,294	229	292
2006	1,313	1,966	3,279	166	186
2005	1,596	2,872	4,468	258	307
2004	1,960	2,756	4,716	235	343
2003	1,957	2,597	4,554	218	354
2002	2,484	2,376	4,860	238	397
2001	2,535	2,085	4,620	218	397
2000	2,444	2,213	4,657	249	399
1999	2,404	2,367	4,771	245	427
1998	2,706	2,001	4,707	242	376
1997	2,843	2,429	5,272	257	496
1996	2,363	2,584	4,947	250	380
1995	1,777	2,888	4,665	225	412
1994	1,808	2,253	4,061	219	261
1993	2,086	2,273	4,359	221	334
1992	1,831	2,417	4,248	206	245
1991	1,674	1,853	3,527	178	217
1990	2,181	1,881	4,062	221	302
1989	2,706	1,874	4,580	232	319
1988	2,569	2,026	4,595	243	255
1987	2,710	1,849	4,559	258	213
1986	1,510	2,052	3,562	197	189
1985	2,147	1,860	4,007	225	266
1984	1,453	1,832	3,285	186	155
1983	2,008	1,943	3,951	217	258
1982	1,571	2,337	3,908	202	278
1981	2,337	1,397	3,734	206	208
1980	1,422	1,585	3,007	168	156
1979	1,700	1,176	2,876	171	174
1978	1,662	1,635	3,297	180	165
1977	1,801	1,337	3,138	186	181
1976	923	1,048	1,971	117	287
1975	1,293	940	2,233	141	91
1974	1,434	1,209	2,643	157	146
1973	2,179	1,415	3,594	206	228
1972	2,095	1,258	3,353	176	172
1971	2,617	1,557	4,174	212	243
1970	2,432	1,138	3,570	193	218
1969	1,504	1,156	2,660	156	150
1968	2,114	1,390	3,504	204	182
1967	1,767	1,517	3,284	181	170
1966	1,572	1,133	2,705	141	177
1965	1,393	964	2,347	134	152
1964	757	1,256	2,013	91	115
1963	1,364	841	2,205	113	197
1962	1,663	776	2,439	141	169
1961	1,230	884	2,114	116	102
1960	1,321	766	2,087	116	69
1959	1,479	981	2,460	124	121
1958	1,465	813	2,278	127	77
1957	1,547	975	2,522	138	133
1956	2,357	902	3,259	119	240
1955	1,706	533	2,239	111	163
1954	1,225	1,020	2,245	92	145
1953	1,447	1,023	2,407	114	216
1952	1,699	1,013	2,712	123	184
1951	1,456	897	2,353	92	114

1950	1,115	773	1,888	87	154
1949	1,215	897	2,112	95	138
1948	1,266	745	2,011	100	130
1947	1,069	679	1,745	77	99
1946	620	702	1,322	84	48

HEAD COACHING RECORDS

No.	Coach	Alma Mater	Tenure	W	L	T
1.	William A. Reynolds		1891	8	6	
2.	H.W. Ambruster		1895	3	4	
3.	John C. B. Pendleton		1896-1897	7	12	
4.	William V.B. Van Dyck, Jr.	Rutgers	1898-1899	3	15	1
5.	Michael F. Daly		1900	4	4	
6.	Arthur P. Robinson		1901	0	7	
7.	Harry W. Van Hovenberg	Rutgers	1902	3	7	
8.	Oliver D. Mann	Rutgers	1903	4	4	1
9.	A.E. Hitchner	Rutgers	1904	1	6	2
10.	Oliver D. Mann	Rutgers	1905	3	6	
11.	F. H. Gorton	Colgate	1906-1907	8	7	3
12.	Joseph Smith	Dartmouth	1908	3	5	1
13.	Herman Pritchard	Swarthmore	1909	3	5	1
14.	Howard Gargan	Fordham	1910-1912	12	10	4
15.	George Foster Sanford	Yale	1913-1923	56	32	5
16.	John H. Wallace	Rutgers	1924-1926	12	14	1
17.	Harry J. Rockafeller	Rutgers	1927-1930	19	16	
18.	J. Wilder Tasker	Syracuse	1931-1937	31	27	5
19.	Harvey J. Harman	Pittsburgh	1938-1941	26	7	1
20.	Harry J. Rockafeller	Rutgers	1942-1945	14	10	1
21.	Harvey J. Harman	Pittsburgh	1946-1955	48	37	1
22.	John R. Steigman	Williams College	1956-1959	22	15	
23.	John F. Bateman	Columbia	1960-1972	73	51	
24.	Frank R. Burns	Rutgers	1973-1983	78	43	1
25.	Dick Anderson	Penn State	1984-1989	27	34	4
26.	Doug Graber	Wayne State	1990-1995	29	36	1
27.	Terry Shea	Oregon	1996-2000	11	44	
28.	Greg Schiano	Bucknell	2001-11	68	67	
29.	Kyle Flood	Iona	2012-2015	27	24	
30.	Chris Ash	Drake	2016-Present	2	10	

RECORDS & RESULTS



OLIVER D. MANN
1903, 1905
Two Seasons
7-10-1



A.E. HITCHNER
1904
One Season
1-6-2



F.H. GORTON
1906-1907
Two Seasons
8-7-3



JOSEPH SMITH
1908
One Season
3-5-1



HOWARD GARGAN
1910-12
Three Seasons
12-10-4



GEORGE SANFORD
1913-23
Eleven Seasons
56-32-5



JOHN H. WALLACE
1924-26
Three Seasons
12-14-1



HARRY J. ROCKAFELLER
1927-30, 1942-45
Eight Seasons
33-26-1



J. WILDER TASKER
1931-37
Seven Seasons
31-27-5



HARVEY J. HARMAN
1938-41, 1946-55
Fourteen Seasons
74-22-2



JOHN R. STEIGMAN
1956-1959
Four Seasons
22-15



JOHN F. BATEMAN
1960-1972
13 Seasons
73-51



FRANK R. BURNS
1973-83
11 Seasons
78-43-1



DICK ANDERSON
1984-89
Six Seasons
27-34-4



DOUG GRABER
1990-95
Six Seasons
29-36-1



TERRY SHEA
1996-2000
Five Seasons
11-44



GREG SCHIANO
2001-2011
11 Seasons
68-67



KYLE FLOOD
2012 -2015
Four Seasons
27-24



CHRIS ASH
2016-Present
One Season
2-10



2006 VICTORY OVER LOUISVILLE

STADIUM RECORDS

SINGLE-GAME RECORDS

Rushing Attempts:

Team: 80 vs. NYU (10/13/1952)

Individual: 40 - "J" Jennings vs. Colgate (11/25/1972)

Rushing Yards:

Team: 447 vs. Colgate (11/23/74)

Individual: 232 - Terrell Willis vs. Temple (11/5/1994)

Passing Attempts:

52 - Rich Pollicastro vs. Lehigh (10/11/1969)

Completions:

29 - Rich Pollicastro vs. Lehigh (10/11/1969)

Passing Yards:

447 - Mike Teel vs. Louisville (12/4/2008)

Passing Touchdowns:

7 - Mike Teel vs. Louisville (12/4/2008)

Touchdown Receptions:

4 - Chris Brantley vs. Virginia Tech (10/31/1992)

Receiving Yards:

192 - Mark Twitty vs. Colgate (11/23/1974)

Most Interceptions:

3 - John Pollack vs. Colgate (11/23/1968)

3 - Larry Clymer vs. Colgate (11/21/1970)

3 - Tom Pawlik vs. Lafayette (10/13/1973)

3 - Malik Jackson vs. Virginia Tech (10/31/1992)

Most Field Goals:

5 - Tom Angstadt vs. Cincinnati (9/29/1984)

Longest Run:

91 - Mohamed Sanu vs. Tulane (10/2/2010)

Longest Pass:

93 - Gary Nova to Andrew Turzilli vs. Tulane (9/27/2014)

Longest Field Goal:

52 - Jeremy Ito vs. USF (10/18/2007) &

vs. Connecticut (10/29/2006)

Longest Punt Return (TD):

85 - Marshall Roberts vs. Colgate (9/12/1992)

Longest Kick Return (TD):

100 - Janarion Grant vs. Washington State (9/12/2015)

Longest Interception Return:

94 - Bill Houston vs. Colgate (10/23/1982)

RUTGERS HOME TEAM RECORDS

Points in a Season - High: 244 (7 games) - 1975

Points in a Season - Low: 37 (4 games) - 1965

Points Against - High: 230 (7 games) - 2016

Points Against - Low: 13 (6 games) - 1941

Total Yards - Game: 781 vs. Colgate (11/23/1974)

Points - Game: 96 vs. RPI (10/9/1915)

Points - Opponent: 78 - Michigan (10/8/2016)

Consecutive Wins: 20 (1974-78)

OPPONENT INDIVIDUAL RECORDS AT RUTGERS

Rushing Yards:

307 - Tevin Coleman, Indiana (11/15/2014)

Passing Yards:

478 - Luke Falk, Washington State (9/12/2015)

Receiving Yards:

207 - Larry Fitzgerald, Pittsburgh (10/18/2003)

Rushing Attempts:

48 - Tanardo Sharps, Temple (11/16/2002)

Passing Attempts:

66 - Luke Falk, Washington State (9/12/2015)

Passes Completed:

47 - Luke Falk, Washington State (9/12/2015)

Receptions:

14 - Gabe Marks, Washington State (9/12/2015)

Longest Pass Play:

91 - Alex Van Pelt to Dietrich Jells, Pittsburgh (9/17/1992)

Longest Rushing Play:

86 - Sherman Badie, Tulane (9/27/2014)


Longest Field Goal:

51 - Kenny Stucker, Ball State (9/9/1989)

LARGEST CROWDS IN STADIUM HISTORY

1.	Penn State 13, Rutgers 10 (9/13/2014)	53,774
2.	Cincinnati 47, Rutgers 15 (9/7/2009)	53,737
3.	Rutgers 26, Michigan 24 (10/4/2014)	53,327
4.	Michigan 78, Rutgers 0 (10/8/2016)	53,292
5.	#1 Ohio State 49, Rutgers 7 (10/24/2015)	53,111
6.	#23 Louisville 20, #25 Rutgers 17 (11/29/2012)	52,798
7.	Wisconsin 37, Rutgers 0 (11/1/2014)	52,797
8.	#24 West Virginia 24, Rutgers 21 (12/5/2009)	52,534
9.	Houston 49, Rutgers 14 (10/26/2013)	52,200
10.	North Carolina 17, Rutgers 13 (9/25/2010)	52,038
11.	Rutgers 28, Arkansas 24 (9/21/2013)	51,969
12.	Penn State 39, Rutgers 0 (11/19/2016)	51,366
13.	#21 Rutgers 19, Connecticut 3 (10/6/2012)	50,870
14.	Rutgers 26, Howard 0 (9/28/2012)	50,855
15.	#4 Michigan State 31, Rutgers 24 (10/10/2015)	50,373
16.	Pittsburgh 24, Rutgers 17 (10/16/2009)	50,296
17.	Rutgers 42, Texas Southern 0 (10/10/2009)	50,169
18.	Syracuse 13, Rutgers 10 (11/13/2010)	49,911
19.	Kent State 35, #15 Rutgers 23 (10/27/2012)	49,345
20.	Rutgers 38, Norfolk State 0 (9/7/2013)	49,111
21.	Rutgers 27, Connecticut 24 (10/8/2010)	48,431
22.	Rutgers 31, Tulane 6 (9/27/2014)	48,361
23.	Rutgers 31, #23 USF 0 (11/12/2009)	48,057
24.	Rutgers 38, Howard 25 (9/6/2014)	48,040
25.	#19 Rutgers 23, Syracuse 15 (10/13/2012)	48,011

RECORDS & RESULTS



"OLD" RUTGERS STADIUM

HOME SITES AND RECORDS

College Field

Site of the first game in 1869, is now the parking lot behind the College Avenue Gym.

Years	Record
1869-1890	24-18-5

Neilson Field

Located across the street from the College Avenue Gymnasium, the current site of Records Hall.

Years	Record
1892-1938	127-57-13

"Old" Rutgers Stadium

Dedicated on November 5, 1938 at the Rutgers-Princeton game, the Stadium had its first game two weeks earlier as Rutgers hosted Hampden-Sydney. The season finale against Lafayette was the third game in the Stadium. Rutgers won all three contests and did not lose at the site until the sixth game in 1940, a 7-6 loss to Lafayette. Rutgers won the first 13 Stadium games, including seven straight in 1939.

Years	Record
1938-1992	168-53-4

High Point Solutions Stadium

Built on the site of the "Old" Rutgers Stadium on the Busch Campus in Piscataway. The name became High Point Solutions Stadium in 2011.

Year	Record
1994	4-1
1995	2-3
1996	2-3
1997	0-5
1998	3-3
1999	1-5
2000	2-4
2001	1-6
2002	1-5
2003	3-3
2004	3-3
2005	4-2
2006	6-0
2007	5-3
2008	5-2
2009	4-3
2010	2-4
2011	6-1
2012	4-2
2013	5-2
2014	4-2
2015	2-5
2016	2-5
Total	71-72

"NEW" STADIUM FIRSTS

Date:	September 3, 1994
Final Score:	Rutgers 28, Kent State 6
Attendance:	33,279
Coin Toss:	Won by RU, elected to defend North goal
Kickoff:	Robbie Butts (KSU)
Kickoff Return:	Vance Benton (KSU)
First Down:	Astron Whatley (KSU) - 2 yards
Pass Play:	Ray Lucas (RU) - incomplete
Pass Caught:	Astron Whatley (KSU) from Mike Challenger
Pass Intercepted:	Berkeley Claggett (KSU)
Run:	Bruce Presley (RU) - 2 yards
Tackle:	Jon Durkos (KSU) tackled Bruce Presley
Sack:	Bob Sneathen (RU) sacked Mike Challenger
Touchdown:	Ray Lucas (RU) - 8-yard run
TD Reception:	Ray Lucas to Steven Harper (RU) - 60 yards
Defensive Score:	Curtis Tribbitt (RU) - 28-yard INT
Extra Point:	Eddie Duborg (RU)
Blocked Extra Point:	Alcides Catanho (RU)
Punt:	Jared Slovan (RU) - 35 yards
Punt Return:	Reggie Funderburk (RU) - 6 yards
Punt Blocked:	Roger Jones (KSU)
Fumble:	Tony Peters (KSU) recovers
Penalty:	Rutgers offside

ALL-TIME CONFERENCE SERIES

American Athletic	78-53-3	Southeastern	7-11-2	Jefferson Med School	0-1
Cincinnati	9-9-1	Alabama	0-2	Johns Hopkins	3-0
Connecticut	22-11	Arkansas	2-0	Knickerbocker Athletic Club	0-1
Houston	0-1-1	Auburn	0-1	League Island Marines	1-0
Navy	13-11-1	Florida	0-1-1	Lebanon Valley	1-0
SMU	1-0	Kentucky	2-2-1	Manhattan	3-3
Temple	20-16	Louisiana State	1-0	Manhattan Athletic Club	3-0
Tulane	5-2	Tennessee	1-3	Marietta	4-0
UCF	1-1	Vanderbilt	1-2	Muhlenberg	6-0-1
USF	7-2			New Jersey Athletic Club	1-0
		Independents	24-25	New York Agricultural College	1-0
Atlantic Coast	45-111-2	Army West Point	22-18	New York Athletic Club	2-2
Boston College	6-19-1	Massachusetts	2-2	New York Law	1-0
Duke	2-2	Notre Dame	0-5	New York Univ.	23-18-2
Georgia Tech	0-1			Newark Athletic Club	2-0
Louisville	7-6	FCS Programs	264-231-13	Newport NR	1-0
Miami	0-11	Boston University	11-2	Ohio Wesleyan	1-0-1
North Carolina	4-3	Brown	6-5	Orange Athletic Club	1-3
NC State	1-0	Bucknell	12-4	Pelham Bay Naval Transport Station	1-0
Pittsburgh	8-22	Colgate	2-7-15	Penn Medical	0-0-1
Syracuse	12-30-1	Columbia	23-21-5	Penn Military	4-1-1
Virginia	2-3	Cornell	6-5	Providence	3-1-1
Virginia Tech	3-12	Dartmouth	0-1	Quantico Marines	0-1
Wake Forest	0-2	Delaware	15-13-3	Rensselaer Poly	5-0
		Fordham	8-5-1	Rhode Island State	1-0
Big 12	7-35-2	Harvard	3-2	Ridgefield Athletic Club	2-0
Iowa State	1-0	Holy Cross	8-11	Roseville Athletic Club	1-0
Kansas	1-0	Howard	5-0	St. Bonaventure	1-0
Kansas State	1-0	Lafayette	41-30-1	St. John's (MD)	2-0
Texas	0-2	Lehigh	43-30-1	St. Lawrence	2-0
West Virginia	4-33-2	Maine	1-0	Schuylkill Athletic Club	1-0
		Morgan State	3-0	Seton Hall	0-1
Big Ten*	17-52 (4-21)	New Hampshire	1-1	Springfield	12-1
Illinois	1-2 (0-1)	Norfolk State	4-0	Stevens	28-13-5
Indiana	2-1 (2-1)	North Carolina Central	1-0	Susquehanna	1-0
Iowa	0-1 (0-1)	Pennsylvania	6-11	Swarthmore	5-9
Maryland	5-7 (1-2)	Princeton	17-53-1	Tampa	0-1
Michigan	1-2 (1-2)	Richmond	6-0-1	Trinity	1-1
Michigan State	3-5 (0-3)	Texas Southern	1-0	Tufts	1-0
Minnesota	0-1 (0-1)	Villanova	8-7	Union	3-7
Nebraska	0-3 (0-2)	William & Mary	6-4	US Merchant Marine Academy	1-0
Northwestern	3-0	Yale	2-11	Ursinus	9-8
Ohio State	0-3 (0-3)			Vermont	2-0
Penn State	2-25 (0-3)	Other Programs	185-109-20	Vineland Athletic Club	1-0
Wisconsin	0-2 (0-2)	Albright	2-0	Washington College	0-1
		Alfred	3-0	Washington & Jefferson	0-3
Conference USA	2-0	ASTP (Rutgers)	1-0	Washington & Lee	1-0-1
Florida International	2-0	Bethany	0-1	Wesleyan	1-6
		Brooklyn College	0-1	West Chester Teachers	0-1
Mid-American	12-3-1	Catholic	1-1	Western Reserve	1-0
Akron	1-0	CCNY	7-0	Williams	0-2
Ball State	1-0-1	Columbia Athletic Club	1-1-1	Wooster	1-0
Buffalo	5-1	Crescent Athletic Club	1-1		
Eastern Michigan	1-0	Detroit	0-1		
Kent State	2-1	Dickinson	1-0		
Ohio	2-1	Drexel	1-0		
		Elizabeth Athletic Club	0-2		
Mountain West	3-4	Fort Monmouth	1-0-1		
Air Force	1-1	Fort Wadsworth	1-0		
Fresno State	0-2	Franklin & Marshall	3-4-2		
Hawaii	1-1	George Washington	2-1		
New Mexico	1-0	Great Lakes Naval Transport Station	0-1		
		Hamilton	4-0		
Pacific-12	1-6	Hamilton Fish All-Stars	1-0		
Arizona State	0-2	Hampden-Sydney	2-0		
California	0-2	Haverford	5-9-3		
Washington	0-1	Hobart	2-0		
Washington State	1-1	Hoboken Naval Transport Station	1-0		
		Irvington Athletic Club	0-1		

Programs are designated by current conference affiliation, not necessarily the conference at the time of playing Rutgers.

* - record in parentheses indicates Big Ten conference games since 2014

RECORDS & RESULTS



OPPONENT SERIES

AIR FORCE

1-1
(H: 1-0, A: 0-1)
1973 A L 31-14
1974 H W 20-23

AKRON

1-0
(H: 1-0)
1990 H W 20-17

ALABAMA

0-2
(H: 0-1, A: 0-1)
1980 GS L 17-13
1981 A L 31-27

ALBRIGHT

2-0
(H: 2-0)
1915 H W 53-0
1928 H W 19-0

ALFRED

3-0
(H: 3-0)
1925 H W 19-3
1927 H W 42-0
1941 H W 34-0

ARIZONA STATE

0-2
(N: 0-2)
1978 N L 34-18
Garden State Bowl
2005 N L 45-40
Insight Bowl

ARKANSAS

2-0
(H: 1-0, A: 1-0)
2012 A W 35-26
2013 H W 28-24

ARMY WEST POINT

22-18
(H: 12-5, A: 10-13)
1891 A W 27-6
1900 A L 23-0
1911 A L 18-0
1912 A L 19-0
1913 A L 29-0
1914 A L 13-0
1965 A L 23-6
1966 H L 14-9
1967 A L 14-3
1968 H L 24-0
1971 A L 30-17
1972 H L 35-28
1979 GS W 20-0
1980 A W 37-21
1981 A W 17-0
1982 GS W 24-3
1983 A L 20-12
1984 GS W 14-7
1985 A L 20-16
1986 GS W 35-7
1987 A W 27-14
1988 GS L 34-24
1989 A L 35-14

1990 A L 35-31
1991 GS W 14-12
1992 GS W 45-10
1993 A W 45-38
1994 H W 16-14
1996 GS L 42-21
1997 A L 37-35
1998 H W 27-15
2002 H W 44-0
2003 A W 36-21
2007 A W 41-6
2008 H W 30-3
2009 A W 27-10
2010 NMS W 23-20 (OT)
2011 AYS W 27-12
2012 H W 28-7
2015 A W 31-21

A.S.T.P. (RUTGERS)

1-0
(H: 1-0)
1944 H W 18-12

AUBURN

0-1
(A: 0-1)
1982 A L 30-0

BALL STATE

1-0-1
(H: 0-0-1, N: 1-0)
1989 H T 31-31
2008 N W 52-30
International Bowl

BETHANY

0-1
(H: 0-1)
1922 H L 14-7

BOSTON COLLEGE

6-19-1
(H: 3-9, A: 3-10-1)
1919 A W 13-7
1956 H L 32-0
1981 A L 27-21
1982 A L 14-13
1983 GS L 42-22
1984 A L 35-23
1985 GS L 20-10
1986 A W 11-9
1987 H W 38-24
1988 A W 17-6
1989 GS W 9-7
1990 A L 19-14
1991 H W 20-13
1992 A L 37-20
1993 GS L 31-21
1994 A T 7-7
1995 H L 41-38
1996 A L 37-13
1997 H L 35-21
1998 A L 41-14
1999 H L 27-7
2000 A L 42-13
2001 H L 38-7
2002 A L 44-14
2003 H L 35-25
2004 A L 21-10

BOSTON UNIVERSITY

11-2
(H: 8-1, A: 3-1)
1923 H W 61-0
1934 H W 52-0
1935 A W 12-6
1936 H L 7-0
1963 H W 21-6
1964 H W 9-0
1965 A L 30-0
1966 H W 16-7
1970 A W 6-3
1972 H W 51-7
1974 H W 6-0
1975 A W 41-3
1977 H W 63-8

BROOKLYN COLLEGE

0-1
(H: 0-1)
1943 H L 12-6

BROWN

6-5
(H: 1-3, A: 5-2)
1916 A L 21-3
1937 H L 7-6
1939 A L 12-0
1941 A W 13-7
1947 A W 27-20
1948 H L 20-6
1950 H W 15-12
1951 A W 28-21
1952 A W 19-7
1953 H L 27-20
1955 A W 14-12

BUCKNELL

12-4
(H: 8-1, A: 4-3)
1922 H L 20-13
1924 A L 12-7
1942 H W 9-7
1946 H W 25-0
1958 H W 57-12
1959 A L 15-8
1960 H W 23-19
1961 A W 21-6
1970 H W 21-7
1971 A L 14-13
1974 A W 16-14
1975 H W 47-3
1976 A W 19-7
1977 H W 36-14
1978 A W 27-13
1979 H W 16-14

BUFFALO

5-1
(H: 3-1, A: 2-0)
2000 H W 59-0
2001 A W 31-15
2002 H L 34-11
2003 H W 24-10
2005 A W 17-3
2007 H W 38-3

CALIFORNIA

0-2
(H: 0-1, A: 0-1)
1999 A L 21-7
2001 H L 20-10

CATHOLIC

1-1
(H: 1-1)
1928 H W 12-0
1929 H L 14-10

CENTRAL FLORIDA

1-1
(A: 0-1, N: 1-0)
2009 N W 45-24
St. Petersburg Bowl
2013 A L 41-17

CITY COLLEGE OF

NEW YORK
7-0
(H: 7-0)
1878 H W 6t, 5s-9s
1881 H W 10g, 17t-0
1882 H W 7g, 1t-0
1883 H W 54-20
1899 H W 59-0
1900 H W 5-0
1906 H W 55-0

CINCINNATI

9-9-1
(H: 7-3, A: 2-6-1)
1980 H W 24-7
1981 A L 10-1
1983 A L 18-7
1984 H W 43-15
1986 H W 48-28
1987 A W 10-7
1988 H W 38-9
1989 A T 17-17
1992 A L 24-26
1994 H W 14-9
2005 H W 44-9
2006 A L 30-11
2007 H L 28-23
2008 A L 13-10
2009 H L 47-15
2010 A L 69-38
2011 H W 20-3
2012 A W 10-3
2013 H L 52-17

COLGATE

27-15
(H: 22-10, A: 5-5)
1933 A L 25-2
1934 H L 14-0
1935 H L 27-0
1948 H W 34-19
1949 A W 35-13
1951 H L 26-21
1952 A L 13-7
1953 H L 33-13
1954 A L 26-14
1956 H L 48-6
1957 A W 48-6
1958 A W 21-7
1959 H W 15-12
1960 H W 49-12
1961 A W 26-6
1962 H W 27-15
1963 A L 28-8
1964 H L 20-7
1965 H L 24-10
1966 H L 26-7

1967	H	W, 31-28
1968	H	W, 55-34
1969	H	W, 48-12
1970	H	W, 30-14
1971	H	W, 28-16
1972	H	W, 43-13
1973	H	L, 42-0
1974	H	W, 62-21
1975	H	W, 56-14
1976	GS	W, 17-9
1977	A	L, 23-0
1978	H	L, 14-9
1980	H	W, 35-13
1981	H	W, 13-5
1982	H	W, 34-17
1983	H	W, 29-26
1984	A	W, 17-7
1985	H	W, 28-14
1988	H	W, 41-22
1990	H	W, 28-17
1992	H	W, 41-0
1993	H	W, 68-6

COLUMBIA

23-21-5

(H: 15-8-2, A: 8-13-3)

1870	H	W, 6-3
1872	A	T, 0-0
1872	H	W, 7-5
1873	H	W, 5-4
1873	A	L, 4-3
1874	H	W, 6-1
1874	A	L, 4-1
1875	H	T, 1-1
1877	A	L, 6g-0
1879	A	T, 0-0
1880	A	L, 3g, 1t-3t
1881	H	T, 0-0
1881	A	L, 1g, 3t-0
1882	H	W, 2g, 1t-1t
1884	H	W, 35-5
1890	A	T, 6-6
1891	H	W, 44-0
1899	H	L, 26-0
1900	H	L, 11-0
1901	H	L, 27-0
1902	H	L, 43-0
1935	A	L, 20-6
1946	A	L, 13-7
1947	A	L, 40-28
1948	A	L, 27-6
1953	A	L, 27-13
1954	A	W, 45-12
1955	A	W, 12-6
1956	H	L, 18-12
1957	A	W, 26-7
1958	H	W, 61-0
1959	A	L, 26-16
1960	A	W, 43-2
1961	H	W, 32-19
1962	A	W, 22-6
1963	H	L, 35-28
1964	A	W, 38-35
1965	H	L, 12-7
1966	H	W, 37-34
1967	A	L, 24-13
1968	A	W, 28-17
1969	H	W, 21-14
1970	A	L, 30-14
1971	H	L, 17-16
1972	A	W, 6-3
1973	H	W, 28-2

1975	H	W, 41-0
1976	GS	W, 47-0
1978	GS	W, 69-0

CONNECTICUT

22-11

(H: 15-3, A: 7-8)

1940	H	W, 45-7
1941	H	W, 32-7
1956	A	L, 27-7
1957	H	W, 14-7
1959	H	W, 20-8
1960	A	W, 19-6
1961	H	W, 35-12
1962	A	L, 15-7
1964	H	W, 9-3
1965	A	W, 17-8
1968	H	W, 27-15
1969	A	L, 28-22
1972	H	W, 21-13
1973	A	L, 27-19
1974	H	L, 9-7
1975	A	W, 35-8
1976	H	W, 38-0
1977	A	W, 42-18
1978	H	W, 10-0
1979	A	W, 26-14
1983	H	W, 22-5
2001	H	L, 20-19
2003	A	L, 38-31
2004	H	L, 41-35
2005	A	W, 26-24
2006	H	W, 24-13
2007	A	L, 38-19
2008	H	W, 12-10
2009	A	W, 28-24
2010	H	W, 27-24
2011	A	L, 40-22
2012	H	W, 19-3
2013	A	L, 28-17

COLUMBIA

ATHLETIC CLUB

1-1-1

(H: 1-0, A: 0-1-1)

1891	H	W, 44-0
1892	A	T, 6-6
1894	A	L, 20-0

CORNELL

6-5

(H: 3-1, A: 3-4)

1920	A	L, 24-0
1924	A	W, 10-0
1925	A	L, 41-0
1968	A	L, 17-16
1969	H	W, 21-7
1971	H	L, 31-17
1972	A	L, 36-22
1976	H	W, 21-14
1977	A	W, 30-14
1980	A	W, 44-3
1981	H	W, 31-17

CRESCENT

ATHLETIC CLUB

1-1

(H: 1-0, A: 0-1)

1890	H	W, 68-0
1894	A	L, 20-4

DARTMOUTH

0-1		
(A: 0-1)		
1952	A	L, 29-20

DELAWARE

15-13-3

(H: 11-7-3, A: 4-6)

1901	H	L, 6-5
1902	H	W, 15-12
1903	A	L, 5-0
1904	H	T, 6-6
1905	A	W, 10-0
1906	H	L, 4-0
1907	A	W, 39-0
1908	H	T, 6-6
1926	H	W, 21-0
1928	H	W, 34-0
1929	H	W, 19-0
1930	H	W, 40-0
1931	H	T, 6-6
1932	H	W, 32-0
1937	H	W, 27-0
1955	H	L, 33-7
1956	A	L, 22-0
1957	H	L, 23-19
1958	A	W, 37-20
1959	H	L, 34-14
1960	A	W, 22-0
1961	H	W, 27-19
1962	A	L, 23-6
1963	H	L, 14-3
1964	A	L, 27-18
1967	H	W, 29-21
1968	H	W, 23-14
1969	A	L, 44-0
1970	H	L, 54-21
1971	A	L, 48-7
1973	H	W, 24-7

DETROIT

0-1

(A: 0-1)

1920	A	L, 27-0
------	---	---------

DICKINSON

1-0

(H: 1-0)

1916	H	W, 34-0
------	---	---------

DREXEL

1-0

(H: 1-0)

1931	H	W, 27-6
------	---	---------

DUKE

2-2

(H: 2-1, A: 0-1)

1987	GS	W, 7-0
1991	A	L, 42-22
1993	GS	W, 39-38
1995	H	L, 24-14

EASTERN MICHIGAN

1-0

(H: 1-0)

2013	H	W, 28-10
------	---	----------

ELIZABETH

ATHLETIC CLUB

0-2

(A: 0-2)

1895	A	L, 16-6
------	---	---------

1896	A	L, 28-0
------	---	---------

FLORIDA

0-1-1

(H: 0-1, A: 0-0-1)

1985	A	T, 28-28
1986	GS	L, 15-3

FLORIDA

INTERNATIONAL

2-0

(H: 1-0, A: 1-0)

2009	H	W, 23-15
2010	A	W, 19-14

FORDHAM

8-5-1

(H: 5-3-1, A: 2-2, N: 1-0)

1903	A	L, 15-0
1905	A	L, 17-6
1906	A	W, 6-0
1907	H	T, 5-5
1909	H	L, 9-0
1917	A	W, 28-0
1922	H	W, 20-15
1923	F. Orange	W, 42-0
1947	H	W, 36-6
1948	H	W, 28-19
1949	H	W, 35-14
1951	H	W, 13-7
1953	H	L, 40-13
1954	H	L, 13-7

FORT MONMOUTH

1-0-1

(H: 1-0-1)

1941	H	W, 26-0
1942	H	T, 0-0

FORT WADSWORTH

1-0

(H: 1-0)

1917	H	W, 90-0
------	---	---------

FRANKLIN & MARSHALL

3-4-2

(H: 3-1-2, A: 0-3)

1894	A	L, 68-4
1903	H	T, 0-0
1908	H	W, 9-0
1909	A	L, 15-0
1910	H	T, 0-0
1912	H	L, 20-0
1924	H	W, 30-6
1933	H	W, 10-0
1934	A	L, 7-0

FRESNO STATE

0-2

(H: 0-1, A: 0-1)

2008	H	L, 24-7
2013	A	L, 52-51 (OT)

GEORGE WASHINGTON

2-1

(H: 2-1)

1927	H	L, 6-0
1930	H	W, 20-6
1946	H	W, 25-13

GEORGIA TECH

0-1

RECORDS & RESULTS



(A: 0-1)		
1921	A	L, 48-14

GREAT LAKES NAVAL TRANSPORT STATION		
0-1		
(H: 0-1)		
1918	H	L, 54-14

HAMILTON		
4-0		
(H: 2-0; A: 2-0)		
1908	H	W, 5-4
1909	A	W, 8-5
1912	H	W, 25-6
1913	A	W, 38-0

HAMILTON FISH ALL-STARS		
1-0		
(H: 1-0)		
1915	H	W, 28-7

HAMPDEN-SYDNEY		
2-0		
(H: 2-0)		
1937	H	W, 20-0
1938	H	W, 32-0

HARVARD		
3-2		
(A: 3-2)		
1946	A	W, 13-0
1947	A	W, 31-7
1963	A	L, 28-0
1970	A	L, 39-9
1974	A	W, 24-21

HAVERFORD		
5-9-3		
(H: 4-2-1, A: 1-8-2)		

1896	H	W, 6-2
1897	A	L, 26-0
1898	H	T, 0-0
1899	A	L, 36-0
1900	H	W, 11-0
1901	A	L, 17-0
1902	A	L, 43-5
1903	H	L, 18-6
1904	A	L, 40-0
1905	A	L, 28-0
1906	A	T, 0-0
1907	H	L, 6-5
1908	A	L, 9-5
1909	H	W, 11-0
1910	A	T, 0-0
1911	H	W, 10-6
1912	A	W, 18-0

HAWAII		
1-1		
(H: 1-0, A: 0-1)		
1974	A	L, 28-16
1975	H	W, 7-3

HOBART		
2-0		
(H: 2-0)		
1912	H	W, 16-7
1913	H	W, 71-0

HOBOKEN NAVAL		
----------------------	--	--

TRANSPORT STATION		
1-0		
(H: 1-0)		

1918	H	W, 40-0
------	---	---------

HOLY CROSS		
8-11		
(H: 5-3, A: 2-5, N: 1-3)		

1916	Newark	W, 14-6
1925	A	L, 6-0
1926	Newark	L, 21-0
1927	Newark	L, 39-0
1928	Newark	L, 46-0
1929	A	L, 20-3
1930	H	L, 32-20
1931	A	L, 27-0
1932	H	L, 6-0
1965	H	W, 14-0
1966	A	L, 24-12
1967	H	L, 21-10
1968	H	W, 41-14
1970	H	W, 37-7
1971	H	W, 14-13
1972	A	L, 24-14
1973	A	W, 27-7
1978	A	W, 31-21
1979	H	W, 28-0

HOUSTON		
0-1		
(H: 0-1)		
2013	H	L, 49-14

HOWARD		
5-0		
(H: 5-0)		
2006	H	W, 56-7
2009	H	W, 45-7
2012	H	W, 26-0
2014	H	W, 38-25
2016	H	W, 52-14

ILLINOIS		
1-2		
(H: 1-1, A: 0-1)		
2005	A	L, 33-30 (OT)
2006	H	W, 33-0
2016	H	L, 24-7

INDIANA		
2-1		
(H: 1-1, A: 1-0)		
2014	H	W, 45-23
2015	A	W, 55-52
2016	H	L, 33-27

IOWA		
0-1		
(H: 0-1)		
2016	H	L, 14-7

IOWA STATE		
1-0		
(N: 1-0)		
2011	N	W, 27-13
Pinstripe Bowl		

IRVINGTON		
ATHLETIC CLUB		
0-1		
(A: 0-1)		
1896	A	L, 20-0

JEFFERSON MEDICAL		
SCHOOL		
0-1		
(A: 0-1)		
1907	A	L, 27-0

JOHNS HOPKINS		
3-0		
(H: 3-0)		
1930	H	W, 33-0
1932	H	W, 33-0
1946	H	W, 53-0

KANSAS		
1-0		
(H: 1-0)		
2015	H	W, 27-14

KANSAS STATE		
1-0		
(N: 1-0)		
2006	N	W, 37-10
Texas Bowl		

KENT STATE		
2-1		
(H: 2-1)		
1994	H	W, 28-6
2004	H	W, 29-21
2012	H	L, 35-23

KENTUCKY		
2-2-1		
(H: 2-0, A: 0-2-1)		
1984	A	L, 27-14
1986	A	T, 16-16
1987	GS	W, 19-18
1989	A	L, 33-26
1990	GS	W, 24-8

KNICKERBOCKER		
ATHLETIC CLUB		
0-1		
(A: 0-1)		
1899	A	L, 11-0

LAFAYETTE		
41-30-1		
(H: 22-12, A: 18-18-1, N: 11-11)		

1882	H	W, 8g, 3t-0
1883	A	L, 25-0
1884	H	W, 6-0
1886	A	L, 24-2
1886	H	L, 26-0
1887	A	L, 20-0
1887	H	L, 36-0
1888	H	L, 4-0
1889	H	L, 16-0
1892	A	W, 16-8
1892	H	L, 24-10
1893	A	L, 1-0
1894	H	W, 12-10
1895	A	L, 52-0
1899	A	L, 57-0
1917	A	W, 33-7
1921	A	L, 35-0
1922	H	L, 33-6
1923	A	T, 6-6
1924	N	W, 43-7
1925	A	L, 34-0

1926	H	L, 38-0
1927	A	L, 56-0
1928	H	L, 17-0
1929	A	L, 20-6
1930	H	L, 31-26
1931	A	L, 32-0
1932	H	W, 7-6
1933	A	W, 20-13
1934	H	W, 27-6
1935	A	W, 31-6
1937	A	L, 13-6
1938	H	W, 6-0
1939	A	W, 13-6
1940	H	L, 7-6
1941	A	L, 16-0
1942	H	L, 19-13
1943	H	W, 13-0
1943	A	L, 9-2
1944	A	L, 19-6
1944	H	L, 39-0
1945	A	W, 32-14
1946	H	W, 41-2
1947	A	W, 20-0
1948	H	W, 34-13
1949	A	W, 14-0
1950	H	W, 31-7
1951	A	W, 47-12
1952	H	W, 21-6
1953	A	W, 14-13
1954	H	W, 7-0
1955	A	L, 16-7
1956	H	W, 20-19
1957	A	W, 34-19
1958	H	W, 18-0
1959	A	W, 16-14
1960	H	W, 36-8
1961	A	W, 37-6
1962	H	W, 40-0
1963	A	W, 49-0
1964	H	W, 31-6
1965	A	L, 23-18
1966	H	W, 32-28
1967	A	W, 27-3
1968	H	W, 37-7
1969	A	W, 44-22
1970	H	W, 41-16
1971	A	L, 13-7
1972	A	W, 21-7
1973	H	W, 35-6
1974	A	W, 35-0
1975	H	W, 48-6

LEAGUE ISLAND		
MARINES		
1-0		
(H: 1-0)		
1917	H	W, 27-0

LEBANON VALLEY		
1-0		
(H: 1-0)		
1924	H	W, 56-0

LEHIGH		
43-30-1		
(H: 23-10, A: 20-20-1)		
1884	H	W, 61-0
1885	A	L, 10-5
1888	A	L, 30-0
1890	H	L, 4-2
1891	A	L, 22-0
1894	A	L, 24-0

1895	H	L, 25-0
1896	A	L, 44-0
1898	A	L, 12-0
1899	A	L, 10-0
1900	A	L, 21-0
1902	A	L, 34-0
1907	H	L, 16-6
1908	A	L, 12-0
1918	A	W, 39-0
1919	A	L, 19-0
1920	A	L, 9-0
1921	H	L, 7-0
1922	A	W, 13-7
1923	H	W, 10-0
1924	A	T, 13-13
1925	H	L, 7-0
1926	A	L, 14-0
1927	H	W, 12-6
1928	A	W, 7-3
1929	H	W, 14-0
1930	A	W, 14-13
1931	H	W, 26-12
1932	A	W, 37-6
1933	H	W, 27-0
1934	A	W, 45-0
1935	H	W, 27-6
1936	A	L, 19-0
1937	H	W, 34-0
1938	A	W, 13-0
1939	H	W, 20-6
1940	A	W, 34-0
1941	H	W, 16-6
1942	A	L, 28-10
1943	A	W, 20-0
1943	H	W, 26-0
1944	A	W, 19-6
1944	H	W, 15-6
1945	H	W, 25-0
1946	A	W, 55-6
1947	H	W, 46-13
1948	A	W, 20-6
1949	H	W, 40-27
1950	A	L, 21-18
1951	H	L, 21-6
1954	A	L, 33-13
1955	H	L, 21-14
1956	A	L, 27-13
1957	H	L, 13-7
1958	A	W, 44-13
1959	H	W, 23-0
1960	A	W, 8-0
1961	H	W, 32-15
1962	A	W, 29-12
1963	H	W, 30-6
1964	A	W, 20-7
1965	H	W, 6-0
1966	A	W, 42-14
1967	H	W, 14-7
1968	A	W, 29-26
1969	H	L, 17-7
1970	A	L, 7-0
1971	H	L, 35-14
1972	H	W, 41-13
1973	A	W, 31-13
1974	H	W, 37-16
1975	A	L, 34-20
1976	A	W, 28-21
1977	H	W, 20-0

LSU
1-0
(N: 1-0)

1922	PG	W, 22-0
LOUISVILLE		
7-6		
(H: 4-2, A: 3-4)		
1976	H	W, 34-0
1979	A	W, 31-7
1984	H	W, 38-21
1986	A	W, 41-0
2005	A	L, 56-5
2006	H	W, 28-25
2007	A	L, 41-38
2008	H	W, 63-14
2009	A	W, 34-14
2010	H	L, 40-13
2011	A	L, 16-14
2012	H	L, 20-17
2013	A	L, 24-10

MAINE
1-0
(H: 1-0)

1991	H	W, 40-17
------	---	----------

MANHATTAN		
3-3		
(H: 3-1, A: 0-2)		

1901	H	L, 10-0
1902	A	L, 6-0
1903	H	W, 8-6
1926	H	W, 8-0
1927	H	W, 24-6
1932	A	L, 7-6

MANHATTAN ATHLETIC CLUB		
3-0		
(H: 2-0, A: 1-0)		

1890	H	W, 32-0
1891	H	W, 34-0
1892	A	W, 30-0

MARIETTA		
4-0		
(H: 4-0)		

1935	H	W, 26-9
1936	H	W, 13-0
1938	H	W, 20-0
1940	H	W, 53-0

MARYLAND-BALTIMORE		
0-1		
(H: 0-1)		

1904	H	L, 10-0
------	---	---------

MARYLAND		
5-7		
(H: 3-3, A: 2-3, N: 0-1)		

1920	H	W, 6-0
1921	H	L, 3-0
1925	Phila.	L, 16-0
1939	H	W, 25-12
1940	A	L, 14-7
1941	H	W, 20-0
1942	A	L, 27-13
2007	H	L, 34-24
2009	A	W, 34-13
2014	A	W, 41-38
2015	H	L, 46-41
2016	A	L, 31-13

MASSACHUSETTS		
----------------------	--	--

2-2		
(H: 1-1, A: 1-1)		
1967	A	L, 30-7
1973	H	L, 25-22
1976	H	W, 24-7
1978	A	W, 21-11

MIAMI (FLA)		
0-11		
(H: 0-5, A: 0-6)		

1993	A	L, 31-17
1994	H	L, 24-3
1995	A	L, 56-21
1996	H	L, 33-0
1997	A	L, 51-23
1998	H	L, 53-17
1999	A	L, 55-0
2000	H	L, 64-6
2001	A	L, 61-0
2002	H	L, 42-17
2003	A	L, 34-10

MICHIGAN		
1-2		
(H: 1-1, A: 0-1)		

2014	H	W, 26-24
2015	A	L, 49-16
2016	H	L, 78-0

MICHIGAN STATE		
3-5		
(H: 1-2, A: 2-3)		

1988	A	W, 17-13
1990	GS	L, 34-10
1991	A	W, 14-7
2003	A	L, 44-28
2004	H	W, 19-14
2014	A	L, 45-3
2015	H	L, 31-24
2016	A	L, 49-0

MINNESOTA		
0-1		
(A: 0-1)		
2016	A	L, 34-32

MORGAN STATE		
3-0		
(H: 3-0)		

1971	H	W, 27-8
1972	H	W, 37-14
2008	H	W, 38-0

MUHLENBERG		
6-0-1		
(H: 5-0-1, A: 1-0)		

1908	H	W, 15-5
1909	H	W, 35-5
1914	H	W, 17-7
1915	H	W, 21-0
1945	A	W, 19-6
1952	H	T, 19-19
1955	H	W, 21-0

NAVY		
13-11-1		
(H: 7-2, A: 6-9-1)		

1891	A	L, 20-12
1892	A	L, 48-12
1896	A	L, 40-6
1897	A	L, 1-0 (forfeit)
1908	A	L, 18-0

1909	A	L, 12-3
1910	A	T, 0-0
1969	H	W, 20-6
1976	A	W, 13-3
1992	A	W, 40-0
1995	H	W, 27-17
1996	H	L, 10-6
1997	A	L, 36-7
1998	A	W, 36-33
1999	H	L, 34-7
2000	A	W, 28-21
2001	H	W, 23-17
2003	H	W, 48-27
2004	A	L, 54-21
2005	H	W, 31-21
2006	A	W, 34-0
2007	H	W, 41-24
2008	A	L, 23-21
2011	H	W, 21-20
2014	A	W, 31-24

NEBRASKA		
0-3		
(H: 0-1, A: 0-1, N: 0-1)		

1920	PG	L, 28-0
2014	A	L, 42-24
2015	H	L, 31-14

NEW HAMPSHIRE		
1-1		
(H: 1-1)		

1939	H	W, 32-13
2004	H	L, 35-24

NEW JERSEY ATHLETIC CLUB		
1-0		
(A: 1-0)		

1894	A	W, 8-0
------	---	--------

NEW MEXICO		
1-0		
(H: 1-0)		
2016	H	W, 37-28

NEW YORK AGRICULTURE COLLEGE		
1-0		
(H: 1-0)		
1919	H	W, 14-0

NEW YORK ATHLETIC CLUB		
2-2		
(A: 2-2)		

1890	A	W, 30-0
1891	A	L, 21-12
1892	A	W, 18-0
1893	A	L, 14-0

NEW YORK LAW SCHOOL		
1-0		
(H: 1-0)		
1891	H	W, 14-0

NEW YORK UNIVERSITY		
23-18-2		
(H: 12-3, A: 7-8-1, N: 4-7-1)		
1890	H	W, 62-0
1891	H	W, 70-4
1895	H	W, 16-0
1897	A	W, 11-5

RECORDS & RESULTS



1899	H	L, 6-5
1900	A	W, 11-0
1901	H	L, 16-0
1902	A	L, 22-0
1903	H	W, 18-15
1904	A	L, 35-6
1905	A	L, 10-7
1906	A	W, 14-0
1907	A	L, 11-0
1909	A	L, 11-0
1910	A	L, 15-8
1911	A	T, 0-0
1914	A	W, 33-0
1915	A	W, 70-0
1921	A	W, 21-7
1922	E. Orange	W, 37-0
1923	H	W, 7-3
1924	A	W, 41-3
1925	H	W, 7-6
1926	A	L, 30-0
1927	YS	L, 60-6
1928	YS	L, 48-0
1929	YS	L, 20-7
1930	YS	L, 33-0
1931	YS	L, 27-7
1932	YS	L, 21-0
1933	YS	T, 6-6
1934	H	W, 22-7
1935	A	L, 48-0
1936	PG	L, 46-0
1938	H	L, 25-6
1945	H	W, 13-7
1946	PG	W, 26-0
1947	H	W, 40-0
1948	YS	W, 40-0
1949	H	W, 33-9
1950	H	W, 42-0
1951	RI	W, 55-0
1952	H	W, 27-14

NEWARK ATHLETIC CLUB		
2-0		
(H: 2-0)		
1896	H	W, 4-0
1897	H	W, 12-6

NEWPORT N.R.		
1-0		
(N: 1-0)		
1917	Ebbetts Field	W, 14-0

NORFOLK STATE		
4-0		
(H: 4-0)		
2007	H	W, 59-0
2010	H	W, 31-0
2013	H	W, 38-0
2015	H	W, 63-13

NORTH CAROLINA		
4-3		
(H: 2-2, A: 1-1, N: 1-0)		
1894	H	W, 5-0
1919	H	W, 19-0
2006	A	W, 21-16
2008	H	L, 44-12
2010	H	L, 17-13
2011	A	L, 24-22
2014	N	W, 40-21
Quick Lane Bowl		

NORTH CAROLINA CENTRAL		
1-0		
(H: 1-0)		
2011	H	W, 48-0

NORTH CAROLINA STATE		
1-0		
(N: 1-0)		
2008	N	W, 29-23
PapaJohns.com Bowl		

NORTHWESTERN		
3-0		
(H: 1-0, A: 1-0, N: 1-0)		
1919	Newark	W, 28-0
1989	A	W, 38-27
1991	H	W, 22-18

NOTRE DAME		
0-5		
(H: 0-1, A: 0-2, N: 0-2)		
1921	PG	L, 48-0
1996	A	L, 62-0
2000	H	L, 45-17
2002	A	L, 42-0
2013	N	L, 29-16
Pinstripe Bowl		

OHIO		
2-1		
(H: 2-1)		
1937	H	L, 13-0
2006	H	W, 24-7
2011	H	W, 38-26

OHIO STATE		
0-3		
(H: 0-1, A: 0-2)		
2014	A	L, 56-17
2015	H	L, 49-7
2016	A	L, 58-0

OHIO WESLEYAN		
1-0-1		
(H: 1-0, A: 0-0-1)		
1936	A	T, 7-7
1956	H	W, 33-13

ORANGE ATHLETIC CLUB		
1-3		
(A: 1-3)		
1890	A	W, 6-4
1891	A	L, 10-6
1892	A	L, 22-10
1893	A	L, 34-0

PELHAM BAY NAVAL TRANSPORT STATION		
1-0		
(H: 1-0)		
1918	H	W, 7-0

PENN MEDICAL		
0-0-1		
(H: 0-0-1)		
1909	H	T, 0-0

PENN MILITARY COLLEGE		
4-1-1		

(H: 4-1-1)		
1922	H	W, 13-0
1923	H	W, 27-0
1925	H	L, 13-12
1932	H	W, 20-6
1933	H	W, 10-0
1934	H	T, 0-0

PENNSYLVANIA		
6-11		
(H: 1-3, A: 5-8)		

1881	A	W, 1g, 2t-1t
1882	H	W, 1g, 2t, 1s-2t
1882	A	W, 3t, 1s-1t
1883	H	L, 18-0
1886	A	L, 65-0
1887	H	L, 13-10
1888	A	L, 10-0
1889	H	L, 4-0
1889	A	L, 14-0
1890	A	L, 16-4
1890	A	L, 20-12
1891	A	L, 32-6
1934	A	L, 27-19
1961	A	W, 20-6
1962	A	W, 12-7
1963	A	L, 7-6
1964	A	W, 10-7

PENN STATE		
2-25		
(H: 0-11, A: 2-14)		

1918	A	W, 26-3
1950	A	L, 18-14
1951	H	L, 13-7
1952	A	L, 7-6
1953	H	L, 54-26
1954	A	L, 37-14
1955	H	L, 34-13
1977	GS	L, 45-7
1978	A	L, 26-10
1979	A	L, 45-10
1982	A	L, 49-14
1983	GS	L, 36-25
1984	A	L, 15-12
1985	GS	L, 17-10
1986	A	L, 31-6
1987	A	L, 35-21
1988	A	W, 21-16
1989	GS	L, 17-0
1990	A	L, 28-0
1991	A	L, 37-17
1992	GS	L, 38-24
1993	A	L, 31-7
1994	A	L, 55-27
1995	GS	L, 49-34
2014	H	L, 13-10
2015	A	L, 28-3
2016	H	L, 39-0

PITTSBURGH		
8-22		
(H: 5-9, A: 3-12, N: 0-1)		

1981	GS	L, 47-3
1982	A	L, 52-6
1985	GS	L, 38-10
1986	A	L, 20-6
1987	GS	L, 17-0
1988	A	L, 20-10
1989	Dublin	L, 46-29
1990	A	L, 45-21
1991	A	L, 22-17

1992	H	W, 21-16
1993	GS	L, 21-10
1994	A	L, 35-21
1995	H	W, 42-24
1996	A	L, 24-9
1997	H	L, 55-48 (20T)
1998	A	W, 25-21
1999	H	L, 38-15
2000	A	L, 29-17
2001	H	L, 42-0
2002	A	L, 23-3
2003	H	L, 42-32
2004	A	L, 41-17
2005	H	W, 37-29
2006	A	W, 20-10
2007	H	W, 20-16
2008	A	W, 54-34
2009	H	L, 24-17
2010	A	L, 41-21
2011	H	W, 34-10
2012	A	L, 27-6

PRINCETON		
17-53-1		
(H: 6-7, A: 11-46-1)		

1869	H	W, 6-4
1869	A	L, 8-0
1870	A	L, 6-2
1872	A	L, 4-1
1874	A	L, 6-0
1878	A	L, 5g, 10t-0
1880	A	L, 8g, 4t-0
1881	A	L, 3g, 5t-11s
1881	H	L, 1g-3s
1882	H	L, 5g, 6t-0
1882	H	L, 3g, 4t-0
1883	A	L, 20-0
1883	H	L, 61-0
1884	H	L, 23-5
1884	A	L, 35-0
1887	H	L, 30-0
1888	H	L, 80-0
1888	A	L, 82-0
1890	A	L, 27-0
1891	A	L, 12-0
1892	A	L, 30-0
1894	A	L, 48-0
1895	A	L, 22-0
1896	A	L, 44-0
1897	A	L, 53-0
1911	A	L, 37-0
1912	A	L, 41-6
1913	A	L, 14-3
1914	A	L, 12-0
1915	A	L, 10-0
1933	A	L, 26-6
1935	A	L, 29-6
1936	A	L, 20-0
1937	A	L, 6-0
1938	H	W, 20-18
1940	A	L, 28-13
1945	A	L, 14-6
1946	A	L, 14-7
1947	H	W, 13-7
1948	A	W, 22-6
1949	A	L, 34-14
1950	A	L, 34-28
1952	A	L, 61-19
1953	A	L, 9-7
1954	A	L, 10-8
1955	A	L, 41-7
1956	A	L, 28-6

1957	A	L, 7-0
1958	A	W, 28-0
1959	A	W, 8-6
1960	A	W, 13-8
1961	A	W, 16-13
1962	A	L, 15-7
1963	A	L, 24-0
1964	A	L, 10-7
1965	A	L, 32-6
1966	A	L, 16-12
1967	A	L, 22-21
1968	A	W, 20-14
1969	H	W, 29-0
1970	A	L, 41-14
1971	A	W, 33-18
1972	A	L, 7-6
1973	A	W, 39-14
1974	A	T, 6-6
1975	A	L, 10-7
1976	A	W, 17-0
1977	A	W, 10-6
1978	GS	W, 24-0
1979	A	W, 38-14
1980	H	W, 44-13

PROVIDENCE

3-1-1		
(H: 3-1-1)		
1929	H	W, 17-0
1930	H	L, 12-6
1931	H	W, 19-0
1932	H	T, 6-6
1933	H	W, 21-0

RENNSELAEER POLY

5-0		
(H: 4-0, A: 1-0)		
1911	H	W, 6-0
1912	H	W, 21-0
1913	A	W, 13-0
1914	H	W, 32-0
1915	H	W, 96-0

RHODE ISLAND STATE

1-0		
(H: 1-0)		
1945	H	W, 39-7

RICHMOND

6-0-1		
(H: 5-0-1, A: 1-0)		
1923	H	W, 56-0
1939	H	T, 6-6
1957	H	W, 26-13
1958	H	W, 23-12
1982	A	W, 20-14
1985	H	W, 20-17
1998	H	W, 7-6

RIDGEFIELD

ATHLETIC CLUB		
2-0		
(H: 1-0, A: 1-0)		
1888	A	W, 18-6
1889	H	W, 18-0

ROSEVILLE

ATHLETIC CLUB		
1-0		
(H: 1-0)		
1895	H	W, 38-4

SAINT BONAVENTURE

1-0		
(H: 1-0)		
1924	H	W, 36-7

SAINT JOHN'S (MD)

2-0		
(H: 2-0)		
1928	H	W, 12-0
1929	H	W, 14-7

SAINT LAWRENCE

2-0		
(H: 2-0)		
1910	H	W, 17-0
1940	H	W, 20-0

SCHUYLKILL

ATHLETIC CLUB		
1-0		
(A: 1-0)		
1891	A	W, 24-0

SETON HALL

0-1		
(H: 0-1)		
1905	H	L, 22-10

SPRINGFIELD

12-1		
(H: 9-1, A: 2-0, N: 1-0)		
1915	Newark	W, 44-13
1917	H	W, 61-0
1931	H	W, 26-0
1932	A	W, 18-0
1933	H	W, 31-6
1934	H	W, 19-7
1936	H	L, 6-0
1937	A	W, 26-0
1938	H	W, 6-0
1939	H	W, 17-7
1940	H	W, 33-0
1941	H	W, 26-0
1942	H	W, 21-0

STEVENS

29-12-5		
(H: 12-5-4, A: 17-7-1)		
1874	H	L, 6-0
1875	H	W, 6-0
1876	H	W, 3-2
1877	A	L, 4-1
1877	H	W, 5-0
1878	A	L, 1t-0
1878	H	T, 0-0
1879	A	W, 1-0
1879	H	T, 3-3
1879	A	L, 3t-1t
1880	A	W, 5g-1g
1882	A	W, 2g-0
1887	H	W, 26-0
1887	A	W, 5-2
1888	H	T, 18-18
1891	H	W, 12-10
1892	A	L, 22-6
1893	H	L, 39-8
1894	A	W, 20-0
1896	H	W, 10-0
1896	A	W, 12-0
1897	H	L, 14-0
1897	A	W, 16-0
1898	A	L, 1-0 (forfeit)

1898	H	L, 5-0
1899	H	L, 12-5
1899	H	W, 39-0
1902	A	W, 10-0
1902	H	W, 6-0
1903	H	W, 36-6
1903	A	W, 26-5
1904	A	W, 4-0
1904	H	T, 0-0
1905	H	W, 6-0
1905	A	W, 5-0
1906	A	T, 0-0
1906	H	W, 18-4
1907	H	W, 4-0
1908	A	L, 15-13
1909	A	L, 17-5
1910	A	W, 8-6
1911	A	W, 3-0
1912	A	W, 26-6
1913	A	W, 37-0
1914	A	W, 83-0
1915	A	W, 39-3

SOUTH FLORIDA

7-2		
(H: 4-1, A: 3-1)		
2005	H	L, 45-31
2006	A	W, 22-20
2007	H	W, 30-27
2008	A	W, 49-16
2009	H	W, 31-0
2010	A	L, 28-27
2011	H	W, 20-17 (OT)
2012	A	W, 23-13
2013	H	W, 31-6

SOUTHERN METHODIST

1-0		
(A: 1-0)		
2013	A	W, 55-52 (3OT)

SUSQUEHANNA

1-0		
(H: 1-0)		
1937	H	W, 9-0

SWARTHMORE

5-9		
(H: 3-6, A: 2-3)		
1895	H	W, 26-12
1896	A	W, 16-10
1897	H	L, 8-6
1898	A	L, 6-0
1899	H	L, 34-0
1901	A	L, 27-0
1902	H	L, 12-6
1907	A	L, 29-5
1910	H	W, 21-6
1911	H	L, 21-0
1926	H	L, 13-0
1927	A	W, 19-6
1928	H	W, 13-2
1945	H	L, 13-6

SYRACUSE

12-30-1		
(H: 6-12, A: 6-17-1, N: 0-1)		
1914	A	T, 14-14
1917	A	L, 14-10
1918	PG	L, 21-0
1919	A	L, 14-0
1930	A	L, 27-0

1941	A	L, 49-7
1942	H	L, 12-7
1949	H	L, 21-9
1950	A	L, 42-12
1975	H	W, 21-10
1980	A	L, 17-9
1981	A	W, 29-27
1982	GS	L, 31-8
1983	A	L, 17-13
1984	A	W, 19-0
1985	H	L, 31-14
1986	A	W, 16-10
1987	H	L, 20-3
1988	A	L, 34-20
1989	H	L, 49-28
1990	A	L, 42-0
1991	GS	L, 21-7
1992	A	L, 50-28
1993	GS	L, 31-18
1994	A	L, 37-36
1995	H	L, 27-17
1996	A	L, 42-0
1997	H	L, 50-3
1998	A	L, 70-14
1999	H	W, 24-21 (OT)
2000	A	L, 49-21
2001	H	L, 24-17
2002	A	L, 45-14
2003	H	W, 24-7
2004	A	L, 41-31
2005	A	W, 31-9
2006	H	W, 38-7
2007	A	W, 38-14
2008	H	W, 35-17
2009	A	L, 31-13
2010	H	L, 13-10
2011	A	W, 19-16 (OT)
2012	H	W, 23-15

TAMPA

0-1		
(A: 0-1)		
1973	A	L, 34-6

TEMPLE

20-16		
(H: 13-7, A: 7-9)		
1948	H	W, 34-20
1949	A	L, 14-7
1950	H	W, 26-20
1951	A	L, 14-7
1952	H	W, 40-28
1954	H	W, 25-0
1977	A	L, 24-14
1978	H	W, 13-10
1979	H	L, 41-20
1980	A	W, 21-3
1981	H	L, 24-12
1982	A	W, 10-7
1983	H	L, 23-24
1984	H	W, 10-9
1985	A	L, 14-13
1986	H	L, 29-22
1987	A	W, 17-14
1988	H	L, 35-30
1989	A	L, 36-33
1990	A	L, 29-22
1991	H	W, 41-0
1992	A	W, 35-10
1993	GS	W, 62-0
1994	H	W, 38-21
1995	A	W, 23-20

WOOSTER		
1-0		
(H: 1-0)		
1939	H	W, 20-0
YALE		
2-11		
(H: 0-2, A: 2-9)		
1873	A	L, 3g-1g
1875	A	L, 4g-1g
1879	A	L, 5g, 3t-0
1882	A	L, 9g, 3t-3s
1882	H	L, 5g, 1t-1t
1883	A	L, 98-0
1884	H	L, 76-10
1887	A	L, 74-0
1888	A	L, 65-0
1890	A	L, 70-0
1936	A	L, 28-0
1966	A	W, 17-14
1978	A	W, 28-27

PG - Polo Grounds
 YS - Yankee Stadium
 RI - Randall's Island
 GS - Giants Stadium*
 NMS - New Meadowlands Stadium*
 * - considered home games

ALL-TIME RESULTS

1869 (1-1)		
11/6	Princeton (1)	W 6-4
11/15	at Princeton	L 8-0
Captain: William J. Leggett		

1870 (1-1)		
11/5	at Princeton	L 6-2
11/12	Columbia	W 6-3
Captain: William J. Leggett		

1871 - NO RECORD

1872 (1-1-1)		
11/2	at Columbia	T 0-0
11/9	Columbia	W 7-5
11/16	at Princeton	L 4-1
Captain: Claudius Rockefeller		

1873 (1-2)		
10/24	at Yale	L 3g-1g
11/1	Columbia	W 5-4
11/8	at Columbia	L 4-3
Captain: George D. Lydecker		

1874 (2-2)		
10/24	Columbia	W 6-1
10/31	Stevens	W 6-0
11/14	at Columbia	L 4-1
11/18	at Princeton	L 6-0
Captain: Abram I. Marine		

1875 (1-1-1)		
10/24	Stevens	W 6-0
11/2	Columbia	T 1-1
11/6	at Yale	L 4g-1g
Captain: Peter H. Miliken		

1876 (1-0)

11/1	Stevens	W 3-2
Captain: Andrew Raymond		

1877 (0-3)		
10/27	at Stevens	L 2t-1t
11/6	at Columbia	L 6t-0
11/14	Stevens	L 1g, 1t-0
Captain: Andrew Raymond		

1878 (1-2-1)		
10/29	Stevens	T 0-0
11/2	at Princeton	L 5g, 10t-0
11/9	at Stevens	L 1t-0
12/7	CCNY	W 6t, 5s-9s
Captain: Thomas Fitz-Randolph		

1879 (1-2-2)		
11/11	at Stevens	W 6-0
11/15	at Yale	L 5-0
11/20	at Columbia	T 0-0
11/23	Stevens	T 0-0
11/26	at Stevens	L 3-1
Captains: N.W. Voorhees, C.I. Haring		

1880 (1-2)		
10/16	at Stevens	W 5g-1g
11/2	at Princeton	L 8g, 4t-0
11/13	at Columbia	L 8g, 4t-1t, 3s
Captain: John Morrison		

1881 (2-3-1)		
10/15	at Princeton	L 3g, 5t-11s
11/8	Columbia	T 0-0
11/10	Princeton	L 1g-3s
11/17	CCNY	W 10g, 17t-0
11/19	at Penn	W 1g, 2t-1t
12/23	at Columbia	L 1g, 3t-0
Captain: John Morrison		

1882 (6-4)		
10/14	at Princeton	L 5g, 6t-0
10/20	CCNY	W 7g, 3s-0
10/21	at Yale	L 9g, 3t-3s
10/28	Yale	L 5g, 1t-1t
11/4	at Penn	W 3t, 1s-1t
11/7	Lafayette	W 8g, 3t-0
11/9	Columbia	W 2g, 1t-1t
11/14	Princeton	L 3g, 4t-0
11/18	Penn	W 1g, 2t-2t
11/24	at Stevens	W 2g-0
Captain: William J. Chamberlain		

1883 (1-6)		
10/17	Princeton	L 20-0
10/20	at Wesleyan	L 37-0
10/27	at Princeton	L 61-0
10/31	CCNY	W 54-2
11/6	at Yale	L 98-0
11/10	at Lafayette	L 25-0
11/17	Penn	L 18-0
Captain: Charles Pattison		

1884 (3-4)		
10/10	Princeton	L 23-5
10/15	Columbia	W 35-5
10/18	at Princeton	L 35-0
10/22	Yale	L 76-10
11/1	Lehigh	W 61-0
11/8	Lafayette	W 26-0
11/15	Wesleyan	L 31-0
Captain: John DeWitt		

1885 (0-1)		
11/4	at Lehigh	L 10-5
Captain: Lewis Chamberlain		

1886 (1-3)		
11/1	at Lafayette	L 24-2
11/6	Vineland AC	W 58-0
11/10	at Penn	L 65-0
11/17	Lafayette	L 26-10
Captain: Asa Wynkoop		

1887 (2-6)		
10/8	Stevens	W 26-0
10/12	Princeton	L 30-0
10/15	at Lafayette	L 20-0
10/19	at Stevens	W 5-2
10/29	at Williams	L 12-6
11/2	Penn	L 13-10
11/5	at Yale	L 74-0
11/12	Lafayette	L 36-0
Captain: Clarence G. Scudder		

1888 (1-6-1)		
10/6	at Yale	L 65-0
10/20	Lafayette	L 4-0
10/24	Princeton	L 80-0
11/1	Stevens	T 0-0
11/2	Williams	L 42-0
11/5	at Ridgefield AC	W 18-6
11/7	Lehigh	L 30-0
11/10	at Princeton	L 82-0
Captain: Arthur J. Collier		

1889 (1-4)		
10/12	Penn	L 4-0
10/16	Lafayette	L 16-0
10/19	at Wesleyan	L 58-4
10/26	at Penn	L 14-0
11/1	Ridgefield AC	W 18-0
Captain: James Bishop, Jr.		

1890 (5-4-1)		
10/4	at Penn	L 16-4
10/8	at Princeton	L 27-0
10/18	New York AC	W 30-0
10/25	Orange AC	W 6-4
11/1	Crescent AC	W 68-0
11/3	at Yale	L 70-0
11/4	Lehigh	L 4-2
11/14	NYU	W 62-0
11/15	at Columbia	T 6-6
11/22	Manhattan AC	W 32-0
Captain: James Bishop, Jr.		

1891 (8-6)		
10/3	at Princeton	L 12-0
10/10	at Orange AC	L 10-6
10/13	at Schuylkill AC	W 24-0
10/17	at Lehigh	L 22-0
10/21	at Penn	L 32-6
10/24	Stevens	W 12-10
10/28	Columbia	W 44-0
10/31	at Navy	L 20-12
11/2	at Columbia AC	W 4-0
11/3	at New York AC	L 21-12
11/7	NYU	W 70-4
11/14	at Army	W 27-6
11/18	NY Law School	W 14-0
11/24	Manhattan AC	W 34-0
Captain: Philip M. Brett		

1892 (3-5-1)

RECORDS & RESULTS



10/1	at Princeton	L	30-0
10/15	at Orange AC	L	22-10
10/19	at Lafayette	W	16-8
10/22	at New York AC	W	18-0
10/26	at Manhattan AC	W	0-0
10/29	Lafayette	L	24-10
11/2	at Stevens	L	22-6
11/5	at Navy	L	48-12
11/7	at Columbia AC	T	6-6
Captain: John C. Loud			

1893 (0-4)

10/14	at New York AC	L	14-0
10/21	Stevens	L	39-8
10/28	at Orange AC	L	34-0
11/4	at Lafayette	L	1-0
Captains: Chalmers P. Dyke, Gabe Ludlow, George Ludlow			

1894 (4-6)

9/29	at Lehigh	L	24-0
10/6	Lafayette	W	12-10
10/10	at Princeton	L	48-0
10/17	at Stevens	W	20-0
10/20	at NJ AC	W	8-0
10/27	at Crescent AC	L	20-4
11/1	North Carolina	W	5-0
11/17	at Virginia	L	20-4
11/24	at Columbia AC	L	20-0
12/1	at F&M	L	68-4
Captain: William V.B. Van Dyck, Jr.			

1895 (3-4)

9/28	Lehigh	L	25-0
10/5	at Princeton	L	22-0
10/19	Roseville AC	W	38-4
10/23	Swarthmore	W	26-12
10/26	NYU	W	16-0
10/30	at Lafayette	L	52-0
11/6	at Elizabeth AC	L	16-6
Captain: William A. Ranney			

1896 (5-7)

10/3	at Princeton	L	44-0
10/7	Ursinus	W	20-0
10/10	at Elizabeth AC	L	28-0
10/14	at Lehigh	L	44-0
10/17	Haverford	W	6-2
10/21	Stevens	W	10-0
10/24	at Swarthmore	W	16-10
10/31	at Navy	L	40-0
11/3	Union	L	10-0
11/7	at Irvington AC	L	20-0
11/11	at Stevens	L	10-0
11/14	Newark AC	W	4-0
Captain: John N. Mills			

1897 (2-5)

10/2	at Newark FC	W	12-6
10/6	at Princeton	L	53-0
10/10	Swarthmore	L	8-6
10/23	Stevens	W	16-0
10/27	at Haverford	L	26-0
10/30	at Union	L	10-0
11/3	at Stevens	L	14-0
Captain: Francis K. Drury			

1898 (1-6-1)

9/28	at Lehigh	L	12-0
10/8	at Swarthmore	L	6-0
10/12	at Stevens	L (forfeit)	1-0
10/15	at NYU	W	11-5

10/22	Haverford	T	0-0
10/29	at Union	L	17-0
11/5	Stevens	L	5-0
11/12	at Wesleyan	L	59-0
Captain: William E. McMahon			

1899 (2-9)

10/3	Columbia	L	26-0
10/7	at Lehigh	L	10-0
10/14	at Lafayette	L	37-0
10/18	at Stevens	L	12-5
10/21	at Haverford	L	36-0
10/25	Swarthmore	L	34-0
10/28	at Ursinus	L	53-6
11/4	Stevens	W	39-0
11/11	NYU	L	6-5
11/22	CCNY	W	59-0
11/30	Knickerbocker AC	L	11-0
(Night, Madison Square Garden)			
Captain: William E. McMahon			

1900 (4-4)

9/26	CCNY	W	5-0
10/3	Columbia	L	11-0
10/13	Haverford	W	11-0
10/20	at Lehigh	L	21-0
10/27	Ursinus	W	17-0
11/7	at Army	L	23-0
11/17	at NYU	W	11-0
11/24	Union	L	11-6
Captain: Oliver D. Mann			

1901 (0-7)

10/2	Columbia	L	27-0
10/5	Manhattan	L	10-0
10/12	at Ursinus	L	30-0
10/19	at Swarthmore	L	27-0
10/26	NYU	L	16-0
11/2	Delaware	L	6-5
11/9	at Haverford	L	17-0
Captain: William B. Wyckoff			

1902 (3-7)

9/28	at Manhattan	L	6-0
10/5	Columbia	L	43-0
10/12	at Lehigh	L	34-0
10/19	Ursinus	L	16-0
10/22	Swarthmore	L	12-6
10/25	at Haverford	L	43-5
11/1	at Stevens	W	10-0
11/8	at NYU	L	22-0
11/15	Delaware	W	15-12
11/22	Stevens	W	6-0
Captain: Alfred E. Hitchner			

1903 (4-4-1)

9/26	at Fordham	L	15-0
10/3	at Delaware	L	5-0
10/10	Manhattan	W	8-6
10/17	at Ursinus	L	40-0
10/24	Haverford	L	18-6
10/31	Stevens	W	36-6
11/7	at Stevens	W	26-5
11/14	NYU	W	18-15
11/24	F&M	T	0-0
Captain: Alfred E. Hitchner			

1904 (1-6-2)

10/1	at Stevens	W	4-0
10/8	at Haverford	L	40-0
10/15	Ursinus	L	37-0
10/22	at Wesleyan	L	39-0

10/29	at Union	L	35-0
11/5	Delaware	T	6-6
11/8	at NYU	L	35-6
11/12	Maryland-Balt.	L	10-0
11/19	Stevens	T	0-0
Captain: Robert W. Cobb			

1905 (3-6)

10/3	Stevens	W	6-0
10/7	at Trinity	L	11-0
10/10	at Union	L	11-0
10/17	Seton Hall	L	10-22
10/24	at Delaware	W	10-0
11/10	at NYU	L	10-7
11/14	at Stevens	W	5-0
11/21	at Haverford	L	28-0
11/28	at Fordham	L	17-6
Captain: Harold E. Green			

1906 (5-2-2)

9/28	at Fordham	W	6-0
10/6	at Stevens	T	0-0
10/13	at Villanova	L	17-0
10/20	at Haverford	T	0-0
10/27	Delaware	L	4-0
11/6	at NYU	W	14-0
11/10	CCNY	W	55-0
11/17	Stevens	W	18-4
11/24	Ursinus	W	29-5
Captain: Douglas J. Fisher			

1907 (3-5-1)

9/28	Fordham	T	5-5
10/5	at Swarthmore	L	29-5
10/12	Lehigh	L	16-6
10/19	at Union	W	12-5
10/26	at Delaware	W	39-0
11/5	at NYU	L	11-0
11/9	Haverford	L	6-5
11/16	at Jefferson Med.	L	27-0
11/23	Stevens	W	4-0
Captain: Douglas J. Fisher			

1908 (3-5-1)

10/3	at Navy	L	18-0
10/10	at Lehigh	L	12-0
10/24	at Haverford	L	9-5
10/31	Hamilton	W	5-4
11/3	F&M	W	9-0
11/7	Delaware	T	6-6
11/10	Ursinus	L	35-0
11/14	Muhlenberg	W	15-5
11/21	at Stevens	L	15-13
Captain: Charles E. Corbin			

1909 (3-5-1)

10/2	Fordham	L	9-0
10/9	at Navy	L	12-3
10/16	at F&M	L	15-0
10/23	Penn Medical	T	0-0
10/30	at Hamilton	W	8-5
11/6	at NYU	L	11-0
11/10	Muhlenberg	W	35-5
11/13	Haverford	W	11-0
11/20	at Stevens	L	17-5
Captain: Edwin T. Leslie			

1910 (3-2-3)

10/1	F&M	T	0-0
10/8	at Navy	T	0-0
10/15	Swarthmore	W	21-6
10/22	at Haverford	T	0-0

10/29	at NYU	L	15-8
11/8	St. Lawrence	W	17-0
11/12	at Washington Col.	L	6-5
11/19	at Stevens	W	8-6
Captain: Howard A. Smith			

1911 (4-4-1)

10/3	at Princeton	L	37-0
10/7	Haverford	W	10-6
10/14	at Army	L	18-0
10/21	Union	W	6-0
10/28	Swarthmore	L	21-0
11/4	RPI	W	6-0
11/11	at NYU	T	0-0
11/18	Ursinus	L	17-0
11/25	at Stevens	W	3-0
Captain: James K. Alverson			

1912 (5-4)

9/28	F&M	L	20-0
10/2	at Princeton	L	41-6
10/12	at Army	L	19-0
10/19	Hobart	W	16-7
10/26	at Union	L	3-0
11/2	Hamilton	W	25-6
11/9	RPI	W	21-0
11/16	at Haverford	W	18-0
11/23	at Stevens	W	26-6
Captain: Theodore Van Winkle			

1913 (6-3)

9/27	at Princeton	L	14-3
10/4	Union	W	39-6
10/11	at Army	L	29-0
10/18	Hobart	W	71-0
10/25	at RPI	W	13-0
11/1	Wesleyan	L	20-9
11/8	at Hamilton	W	38-0
11/15	Trinity	W	30-7
11/22	at Stevens	W	37-0
Captain: John E. Elmendorf			

1914 (5-3-1)

9/26	at Princeton	L	12-0
10/3	RPI	W	32-0
10/10	at Army	L	13-0
10/17	Muhlenberg	W	17-7
10/24	Tufts (2)	W	16-7
11/7	at Syracuse	T	14-14
11/21	at Stevens	W	83-0
11/26	at NYU	W	33-0
11/28	Wash & Jeff (3A)	L	20-13
Captain: John P. Tooney			

1915 (7-1)

9/25	Albright	W	53-0
10/2	at Princeton	L	10-0
10/9	RPI	W	96-0
10/16	Muhlenberg	W	21-0
10/30	Springfield (2)	W	44-13
11/13	Hamilton Fish	W	28-7
11/20	at Stevens	W	39-3
11/25	at NYU	W	70-0
Captain: Howard P. Talman			

1916 (3-2-2)

10/7	Villanova	W	33-0
10/14	Washington & Lee	T	13-13
10/28	at Brown	L	21-3
11/4	Holy Cross (2)	W	14-6
11/11	West Virginia	T	0-0
11/25	Dickinson	W	34-0

12/2	Wash & Jeff (3A)	L	12-9
Captain: Francis J. Scarr			

1917 (7-1-1)

9/29	Ursinus	W	25-0
10/6	Fort Wadsworth	W	90-0
10/13	at Syracuse	L	14-10
10/20	at Lafayette	W	33-7
10/27	at Fordham	W	28-0
11/3	West Virginia	T	7-7
11/10	Springfield	W	61-0
11/17	League Isl. Marines	W	27-0
11/24	Newport NR (3B)	W	14-0
Captain: Kenneth Rendall			

1918 (5-2)

9/28	Ursinus	W	66-0
10/19	Pelham Bay Nav.	W	7-0
10/26	at Lehigh	W	39-0
11/2	Nav. Trans. - Hoboken	W	40-0
11/9	at Penn St.	W	26-3
11/16	Great Lakes Nav. (3B)	L	54-14
11/23	Syracuse (3A)	L	21-0
Captain: William Feitner			

1919 (5-3)

9/27	Ursinus	W	34-0
10/4	North Carolina	W	19-0
10/11	at Lehigh	L	19-0
10/25	NY Aggies	W	14-0
11/4	at Syracuse	L	14-0
11/8	at Boston College	W	13-7
11/15	West Virginia	L	30-7
11/22	Northwestern (2)	W	28-0
Captain: Alfred T. Garrett			

1920 (2-7)

9/25	Ursinus	L	14-7
10/2	Maryland	W	6-0
10/9	at Lehigh	L	9-0
10/16	Virginia Tech	W	19-6
10/23	Virginia	L	7-0
10/30	at Cornell	L	24-0
11/2	Nebraska (3A)	L	28-0
11/13	at West Virginia	L	17-0
11/25	at Detroit	L	27-0
Captain: William Gardner			

1921 (4-5)

9/24	at Ursinus	W	33-0
10/1	Maryland	L	3-0
10/8	Lehigh	L	7-0
10/15	Washington & Lee	W	14-13
10/22	at Georgia Tech	L	48-14
10/29	at Lafayette	L	35-0
11/8	Notre Dame (3A)	L	48-0
11/12	at NYU	W	21-7
11/19	West Virginia	W	17-7
Captain: Paul Duffy			

1922 (5-4)

9/30	Penn Military	W	13-0
10/7	Fordham	W	20-15
10/14	at Lehigh	W	13-7
10/21	Bethany	L	14-7
10/28	at West Virginia	L	28-0
11/7	ISU (3A)	W	25-0
11/11	Lafayette	L	33-6
11/18	NYU (4)	W	37-0
11/25	Bucknell	L	20-13
Captain: Howard P. Raub			

1923 (7-1-1)

9/29	Penn Military	W	27-0
10/6	Villanova	W	44-0
10/13	Lehigh	W	10-0
10/20	NYU	W	7-3
10/27	at Lafayette	T	6-6
11/6	West Virginia (3A)	L	27-7
11/10	Richmond	W	56-0
11/17	Boston Univ.	W	61-0
11/24	Fordham (4)	W	42-0
Captain: W.W. Kingman			

1924 (7-1-1)

9/27	Villanova	W	14-0
10/4	Lebanon Valley	W	56-0
10/11	St. Bonaventure	W	36-7
10/18	at Cornell	W	10-0
10/25	at Lehigh	T	13-13
11/1	F&M	W	30-6
11/8	Lafayette (5)	W	43-7
11/15	at NYU	W	41-3
11/22	Bucknell (6)	L	12-7
Captain: F. Gaynor Brennan			

1925 (2-7)

9/26	Alfred	W	19-3
10/3	Villanova	L	20-0
10/10	Maryland (6)	L	16-0
10/17	at Cornell	L	41-0
10/24	Lehigh	L	7-0
10/31	Penn Military	L	13-12
11/7	at Lafayette	L	34-0
11/14	at Holy Cross	L	6-0
11/21	NYU	W	7-6
Captain: C. Hoyt Terrill			

1926 (3-6)

9/25	Manhattan	W	8-0
10/2	Ursinus	W	14-0
10/9	at Wash & Jeff	L	19-6
10/16	Holy Cross (2)	L	21-0
10/23	at NYU	L	30-0
10/30	Delaware	W	21-0
11/6	Lafayette	L	38-0
11/13	at Lehigh	L	14-0
11/20	Swarthmore	L	13-0
Captain: Lester F. Hanf			

1927 (4-4)

10/1	Manhattan	W	24-6
10/8	at Lafayette	L	56-0
10/15	GW	L	6-0
10/22	NYU (3D)	L	60-6
10/29	Holy Cross (2)	L	39-0
11/5	Alfred	W	42-0
11/12	at Swarthmore	W	19-6
11/17	Lehigh	W	12-6
Captain: Herbert E. Lorenz			

1928 (6-3)

9/29	St. John's (MD)	W	12-0
10/6	Albright	W	19-0
10/13	Holy Cross (2)	L	46-0
10/20	NYU (3D)	L	48-0
10/27	Delaware	W	34-0
11/3	Catholic Univ.	W	12-0
11/10	Lafayette	L	17-0
11/17	at Lehigh	W	7-3
11/24	Swarthmore	W	13-2
Captain: Stanley Rosen			

1929 (5-4)

--	--	--	--

RECORDS & RESULTS



9/28	Providence	W	17-0
10/5	Delaware	W	19-0
10/12	at Holy Cross	L	20-3
10/19	St. John's (MD)	W	14-7
10/26	Catholic Univ.	L	14-10
11/2	Ursinus	W	19-13
11/9	at Lafayette	L	20-6
11/16	Lehigh	W	14-0
11/23	NYU (3D)	L	20-7

Captain: R. Bernard Crowl

1930 (4-5)

9/27	Providence	L	12-6
10/4	GW	W	20-6
10/11	at Syracuse	L	27-0
10/18	Johns Hopkins	W	33-0
10/25	Delaware	W	40-0
11/1	Holy Cross	L	32-20
11/8	Lafayette	L	31-26
11/15	at Lehigh	W	14-13
11/22	NYU (3D)	L	33-0

Captain: Richard Knauss

1931 (4-3-1)

9/26	Providence	W	19-0
10/3	Drexel	W	27-6
10/10	Springfield	W	26-0
10/17	NYU (3D)	L	27-7
10/24	at Holy Cross	L	27-0
10/31	Delaware	T	6-6
11/7	at Lafayette	L	22-0
11/14	Lehigh	W	26-12

Captain: Jack Grossman

1932 (6-3-1)

9/24	Providence	T	6-6
10/1	Penn Military	W	20-6
10/8	NYU (3D)	L	21-0
10/15	Delaware	W	32-0
10/22	Holy Cross	L	6-0
10/29	Johns Hopkins	W	33-0
11/5	Lafayette	W	7-6
11/12	at Lehigh	W	37-6
11/23	at Springfield	W	18-0
11/11	at Lafayette	W	20-13
12/3	at Manhattan	L	7-6

Captain: Albert Wiley

1933 (6-3-1)

9/30	F&M	W	10-0
10/7	Providence	W	21-0
10/14	at Colgate	L	25-2
10/21	Penn Military	W	10-0
10/28	Lehigh	W	27-0
11/4	Springfield	W	31-6
11/11	at Lafayette	W	20-13
11/18	NYU (3D)	T	6-6
11/25	at Princeton	L	26-6
12/2	Villanova	L	18-13

Captains: George Kramer,

William Demarest, Francis Heenan

1934 (5-3-1)

9/29	Penn Medical	T	0-0
10/6	at F&M	L	7-0
10/13	Springfield	W	19-7
10/20	at Penn	L	27-19
10/27	at Lehigh	W	45-0
11/3	Boston Univ.	W	52-0
11/10	Lafayette	W	27-6
11/17	NYU	W	22-7
11/24	Colgate	L	14-0

Captain: Albert Twitchell

1935 (4-5)

9/28	West Chester	L	19-7
10/5	Marietta	W	26-9
10/12	at Columbia	L	20-6
10/19	at Princeton	L	29-6
10/26	Lehigh	W	27-6
11/2	at Lafayette	W	31-6
11/9	at Boston Univ.	W	12-6
11/15	at NYU	L	48-0
11/22	Colgate	L	27-0

Captain: Maurice L. Bullard

1936 (1-6-1)

10/3	Marietta	W	13-0
10/10	at Princeton	L	20-0
10/17	Springfield	L	6-0
10/24	at #10 Yale	L	28-0
10/31	at Lehigh	L	19-0
11/7	Boston Univ.	L	7-0
11/14	NYU (3A)	L	46-0
11/21	at Wesleyan	T	7-7

Captain: George Van Der Noot

1937 (5-4)

9/25	Susquehanna	W	9-0
10/2	Hampden-Sydney	W	20-0
10/9	Delaware	W	27-0
10/16	at Springfield	W	26-0
10/23	at Princeton	L	6-0
10/30	Lehigh	W	34-0
11/7	at Lafayette	L	13-6
11/13	Ohio	L	13-0
11/25	Brown	L	7-6

Captain: Arthur C. Perry

1938 (7-1)

9/24	Marietta	W	20-0
10/1	Vermont	W	15-14
10/8	NYU	L	25-6
10/15	Springfield	W	6-0
10/21	Hampden-Sydney	W	32-0
10/29	at Lehigh	W	13-0
11/5	Princeton	W	20-18
11/12	Lafayette	W	6-0

Captain: Paul Harvey

1939 (7-1-1)

9/30	Wesleyan	W	13-7
10/7	Wooster	W	20-0
10/14	Richmond	T	6-6
10/21	Maryland	W	25-12
10/28	Lehigh	W	20-6
11/4	New Hampshire	W	32-13
11/11	at Lafayette	W	13-6
11/18	Springfield	W	17-7
11/30	at Brown	L	13-0

Captain: William Tranavitch

1940 (5-3)

10/5	Springfield	W	33-0
10/12	at Lehigh	W	34-0
10/26	Marietta	W	53-0
11/2	at Princeton	L	28-13
11/9	Connecticut	W	45-7
11/16	Lafayette	L	7-6
11/23	St. Lawrence	W	20-0
11/30	at Maryland	L	14-7

Captain: Milton Nelson

1941 (7-2)

9/27	Alfred	W	34-0
10/4	Springfield	W	26-0
10/11	Lehigh	W	16-6
10/18	Fort Monmouth	W	26-0
10/25	at Syracuse	L	49-7
11/1	Maryland	W	20-0
11/8	at Lafayette	L	16-0
11/15	Connecticut	W	32-7
11/22	at Brown	W	13-7

Captains: Vinnie Utz, Ralph Schmidt

1942 (3-4-1)

10/3	Vermont	W	27-20
10/10	at Maryland	L	27-13
10/17	Bucknell	W	9-7
10/24	at Lehigh	L	28-10
10/31	Springfield	W	21-0
11/7	Lafayette	L	19-13
11/14	Fort Monmouth	T	0-0
11/21	Syracuse	L	12-7

Captain: Kenneth MacDonald

1943 (3-2)

10/30	Lehigh	W	26-0
11/6	Lafayette	W	13-0
11/13	at Lehigh	W	20-0
11/20	at Lafayette	L	9-2
11/26	Brooklyn	L	12-6

Captain: Robert S. Goldberg

1944 (3-2)

9/30	at Lafayette	L	19-6
10/7	at Lehigh	W	19-6
10/14	Lafayette	L	39-0
10/28	ASTP (Rutgers)	W	18-12
11/4	Lehigh	W	15-6

Captain: Joseph E. D'Imperio

1945 (5-2)

10/6	Swarthmore	L	13-6
10/13	at Muhlenberg	W	19-6
10/20	Rhode Island St.	W	39-7
10/27	at Princeton	L	14-6
11/3	Lehigh	W	25-0
11/10	at Lafayette	W	32-14
11/17	NYU	W	13-7

Captain: Eugene McManus

1946 (7-2)

9/28	at Columbia	L	13-7
10/5	Johns Hopkins	W	53-0
10/12	NYU (3A)	W	26-0
10/19	at Princeton	L	14-7
10/26	George Washington	W	25-13
11/2	at #17 Harvard	W	13-0
11/9	Lafayette	W	41-2
11/16	at Lehigh	W	55-6
11/23	Bucknell	W	25-0

Captain: Charles DiLiberti

1947 (8-1)

9/27	at Columbia	L	40-28
10/4	Western Reserve	W	21-6
10/11	Princeton	W	13-7
10/18	Fordham	W	36-6
10/25	Lehigh	W	46-13
11/1	at Harvard	W	31-7
11/8	at Lafayette	W	20-0
11/15	NYU	W	40-0
11/27	at Brown	W	27-20

Captains: John Garrabrant,
William Vigh

1948 (7-2)

9/25 at Columbia	L	27-6
10/2 Colgate	W	35-19
10/9 Temple	W	34-20
10/16 at Princeton	W	22-6
10/23 at Lehigh	W	20-6
10/30 Brown	L	20-6
11/6 Lafayette	W	34-13
11/13 NYU (3D)	W	40-0
11/20 Fordham	W	28-19

Captain: Frank Burns

1949 (6-3)

9/24 USMM	W	79-6
10/1 at Temple	L	14-7
10/8 Lehigh	W	40-27
10/15 Syracuse	L	21-9
10/22 at Colgate	W	35-13
10/29 at Princeton	L	34-14
11/5 at Lafayette	W	14-0
11/12 NYU	W	33-9
11/19 Fordham	W	35-14

Captain: Earl Read

1950 (4-4)

9/23 at Syracuse	L	42-12
10/7 at #19 Princeton	L	34-28
10/14 Temple	W	26-20
10/21 NYU	W	42-0
10/28 at Lehigh	L	21-18
11/4 Brown	W	15-12
11/11 Lafayette	W	31-7
11/18 at Penn St.	L	18-14

Captain: Leon Root

1951 (4-4)

9/29 at Lafayette	W	47-12
10/6 at Temple	L	14-7
10/13 NYU (3C)	W	55-0
10/20 Lehigh	L	21-6
11/3 Fordham	W	13-7
11/10 at Brown	W	28-21
11/17 Penn St.	L	13-7
11/24 Colgate	L	26-21

Captain: Jim Monahan

1952 (4-4-1)

9/27 Muhlenberg	T	19-19
10/4 at #13 Princeton	L	61-19
10/11 at Colgate	L	13-7
10/18 at Dartmouth	L	29-20
10/25 at Brown	W	19-7
11/1 Temple	W	40-28
11/8 Lafayette	W	21-6
11/15 at Penn St.	L	7-6
11/22 NYU	W	27-14

Captains: Russell Sandblom,
Howard Anderson

1953 (2-6)

10/3 Virginia Tech	W	20-13
10/10 at Princeton	L	9-7
10/17 Brown	L	27-20
10/24 Fordham	L	40-13
10/31 Colgate	L	33-12
11/7 at Lafayette	W	14-13
11/14 Penn St.	L	54-26
11/21 at Columbia	L	27-13

Captain: Donald Duncan

1954 (3-6)

9/25 at Princeton	L	10-8
10/2 Fordham	L	13-7
10/9 at Colgate	L	26-14
10/16 William & Mary	L	14-7
10/23 at Lehigh	L	33-13
10/30 Temple	W	25-0
11/6 Lafayette	W	7-0
11/13 at #20 Penn St.	L	37-14
11/20 at Columbia	W	45-12

Captains: John O'Hearn,
Angelo Iannucci

1955 (3-5)

9/24 at Princeton	L	41-7
10/8 Muhlenberg	W	21-0
10/15 at Brown	W	14-12
10/22 Lehigh	L	21-14
10/29 Delaware	L	33-7
11/5 at Lafayette	L	16-7
11/12 Penn St.	L	34-13
11/19 at Columbia	W	12-6

Captains: Ed Evans, Bob Kelley

1956 (3-7)

9/22 Ohio Wesleyan	W	33-13
9/29 at Princeton	L	28-6
10/6 at Connecticut	L	27-7
10/13 Colgate	L	48-6
10/20 Boston College	L	32-0
10/27 at Lehigh	L	27-13
11/3 Lafayette	W	20-19
11/10 at Delaware	L	22-0
11/17 William & Mary	W	20-6
11/24 Columbia	L	18-12

Captains: John Lavery,
Arthur Robinson

1957 (5-4)

9/28 at Princeton	L	7-0
10/5 Connecticut	W	14-7
10/12 at Colgate	W	48-6
10/19 Lehigh	L	13-7
10/26 Richmond	W	26-13
11/2 Delaware	L	23-19
11/9 at Lafayette	W	34-19
11/16 at William & Mary	L	38-7
11/23 at Columbia	W	26-7

Captain: Richard Pfeiffer

1958 (8-1)

9/27 at Princeton	W	28-0
10/4 at Colgate	W	21-7
10/11 Richmond	W	23-12
10/18 Bucknell	W	57-12
10/25 at Lehigh	W	44-13
11/1 at Delaware	W	37-20
11/8 Lafayette	W	18-0
11/15 Quantico	L	13-12
11/22 Columbia	W	61-0

Captain: William Austin

1959 (6-3)

9/26 at Princeton	W	8-6
10/3 Connecticut	W	20-8
10/10 Colgate	W	15-12
10/17 at Bucknell	L	15-8
10/24 Lehigh	W	23-0
10/31 Delaware	L	34-14
11/4 at Lafayette	W	16-14
11/14 Villanova	W	12-6

11/21 at Columbia L 26-16
Captain: Robert Simms

1960 (8-1)

9/24 at Princeton	W	13-8
10/1 at Connecticut	W	19-6
10/8 Colgate	W	49-12
10/15 Bucknell	W	23-19
10/22 at Lehigh	W	8-0
10/29 Villanova	L	14-12
11/5 Lafayette	W	36-8
11/12 at Delaware	W	22-0
11/19 at Columbia	W	43-2

Captain: Lester Senft

1961 (9-0)

9/30 at Princeton	W	16-13
10/7 Connecticut	W	35-12
10/14 at Bucknell	W	21-6
10/21 Lehigh	W	32-15
10/28 at Penn	W	20-6
11/4 at Lafayette	W	37-6
11/11 Delaware	W	27-19
11/18 at Colgate	W	26-6
11/25 Columbia	W	32-19

Captain: Alex Kroll

1962 (5-5)

9/29 at Princeton	L	15-7
10/6 at Connecticut	L	15-9
10/13 Colgate	W	27-15
10/20 at Lehigh	W	29-12
10/27 at Penn	W	12-7
11/3 Lafayette	W	40-0
11/10 at Delaware	L	23-6
11/17 Villanova	L	34-12
11/24 at Columbia	W	22-6
12/1 Virginia	L	41-0

Captains: Tom Tappen, Tony Simonelli

1963 (3-6)

9/28 at Princeton	L	24-0
10/5 at Harvard	L	28-0
10/12 at Colgate	L	28-8
10/19 Lehigh	W	30-6
10/26 at Penn	L	7-6
11/2 Boston Univ.	W	21-6
11/9 at Lafayette	W	49-0
11/16 Delaware	L	14-3
11/28 Columbia	L	35-28

Captain: Anton Hoeflinger

1964 (6-3)

9/26 at Princeton	L	10-7
10/3 Connecticut	W	9-3
10/10 at Lehigh	W	20-7
10/17 at Penn	W	10-7
10/24 at Columbia	W	38-35
10/31 Boston Univ.	W	9-0
11/7 Lafayette	W	31-6
11/14 at Delaware	L	27-18
11/21 Colgate	L	20-7

Captain: Robert Norton

1965 (3-6)

9/25 at Princeton	L	32-6
10/2 at Connecticut	W	17-8
10/9 Lehigh	W	6-0
10/16 at Army	L	23-6
10/23 Columbia	L	12-7
10/30 at Boston Univ.	L	30-0
11/6 at Lafayette	L	23-18

RECORDS & RESULTS



11/13 Holy Cross	W	14-0
11/20 Colgate	L	24-10
Captain: Peter Savidge		

1966 (5-4)

9/24 at Princeton	L	16-12
10/1 at Yale	W	17-14
10/8 at Lehigh	W	42-14
10/15 Army	L	14-9
10/22 Columbia	W	37-34
10/29 Boston Univ.	W	16-7
11/5 Lafayette	W	32-28
11/12 at Holy Cross	L	24-12
11/19 Colgate	L	26-7
Captains: Jack Emmer, Robert Schroeder		

1967 (4-5)

9/30 at Princeton	L	22-21
10/7 Lehigh	W	14-7
10/14 Delaware	W	29-21
10/21 at Army	L	14-3
10/28 at Columbia	L	24-13
11/4 at Lafayette	W	27-3
11/11 at Massachusetts	L	30-7
11/18 Holy Cross	L	21-10
11/25 Colgate	W	31-28
Captains: Thomas Vitolo, Robert Higgins		

1968 (8-2)

9/21 Lafayette	W	37-7
9/28 at Princeton	W	20-14
10/5 at Cornell	L	17-16
10/12 at Lehigh	W	29-26
10/19 Army	L	24-0
10/26 at Columbia	W	28-17
11/2 Delaware	W	23-14
11/9 Connecticut	W	27-15
11/16 Holy Cross	W	41-14
11/23 Colgate	W	55-34
Captains: Dave Zimmerman, Rich Bing		

1969 (6-3)

9/20 at Lafayette	W	44-22
9/27 Princeton	W	29-0
10/4 Cornell	W	21-7
10/11 Lehigh	L	17-7
10/18 Navy	W	20-6
10/25 Columbia	W	21-14
11/1 at Delaware	L	44-0
11/8 at Connecticut	L	28-22
11/15 Holy Cross	Canceled	
11/22 Colgate	W	48-12
Captains: Lee Schneider, Robert Stonebreaker		

1970 (5-5)

9/19 Lafayette	W	41-16
9/26 at Princeton	L	41-14
10/3 at Harvard	L	39-9
10/10 at Lehigh	L	7-0
10/17 Delaware	L	51-21
10/24 at Columbia	L	30-14
10/31 Bucknell	W	21-7
11/7 at Boston Univ.	W	6-3
11/14 Holy Cross	W	37-7
11/21 Colgate	W	30-14
Captains: Michael Yancheff, Michael Pellowski		

1971 (4-7)

9/18 at Lafayette	L	13-7
9/25 at Princeton	W	33-18
10/2 Cornell	L	31-17
10/9 Lehigh	L	35-14
10/16 at Delaware	L	48-7
10/23 Columbia	L	17-16
10/30 at Bucknell	L	14-13
11/6 at Army	L	30-17
11/13 Holy Cross	W	14-13
11/20 Colgate	W	28-16
11/27 Morgan St.	W	27-8
Captains: William Donaldson, Sam Picketts, Larry Robertson		

1972 (7-4)

9/16 at Holy Cross	L	24-14
9/23 Lehigh	W	41-13
9/30 at Princeton	L	7-6
10/7 at Cornell	L	36-22
10/14 at Lafayette	W	21-7
10/21 Army	L	35-28
10/28 at Columbia	W	6-3
11/4 Connecticut	W	21-13
11/11 Boston Univ.	W	51-7
11/18 Morgan St.	W	37-14
11/25 Colgate	W	43-13
Captains: Andrew Malekoff, David Rinehimer		

1973 (6-5)

9/22 at Lehigh	W	31-13
9/29 at Princeton	W	39-14
10/6 Massachusetts	L	25-22
10/13 Lafayette	W	35-6
10/20 Delaware	W	24-7
10/27 Columbia	W	28-2
11/3 at Connecticut	L	27-19
11/10 at Air Force	L	31-14
11/17 at Holy Cross	W	27-7
11/24 Colgate	L	42-0
12/1 at Tampa	L	34-6
Captains: John Witkowski, Andrew Tighe		

1974 (7-3-1)

9/21 at Bucknell	W	16-14
9/28 at Princeton	T	6-6
10/5 at Harvard	W	24-21
10/12 Lehigh	W	37-16
10/19 at William & Mary	L	28-15
10/26 Air Force	W	20-3
11/2 Connecticut	L	9-7
11/9 at Lafayette	W	35-0
11/16 Boston Univ.	W	6-0
11/23 Colgate	W	62-21
11/30 at Hawaii	L	28-16
Captains: Anthony Pawlik, Andrew Zdobylak		

1975 (9-2)

9/20 Bucknell	W	47-3
9/27 at Princeton	L	10-7
10/4 Hawaii	W	7-3
10/11 at Lehigh	L	34-20
10/18 William & Mary	W	24-0
10/25 Columbia	W	41-0
11/1 at Connecticut	W	35-8
11/8 Lafayette	W	48-6
11/15 at Boston Univ.	W	41-3
11/22 Colgate	W	56-14
11/29 Syracuse	W	21-10

Captains: Curt Edwards, Tom Holmes

1976 (11-0)

9/11 at Navy	W	13-3
9/18 at Bucknell	W	19-7
9/25 at Princeton	W	17-0
10/2 Cornell	W	21-14
10/9 Connecticut	W	38-0
10/16 at Lehigh	W	28-21
10/23 Columbia (GS)	W	47-0
10/30 Massachusetts	W	24-7
11/6 Louisville	W	34-0
11/13 at Tulane	W	29-20
11/25 Colgate (GS)	W	17-9
Captains: Nate Toran, Dan Pfabe		

1977 (8-3)

9/2 #13 Penn St. (GS)	L	45-7
9/10 at Colgate	L	23-0
9/17 Bucknell	W	36-14
9/24 at Princeton	W	10-6
10/1 at Cornell	W	30-14
10/8 at Connecticut	W	48-18
10/15 Lehigh	W	20-0
10/29 at William & Mary	W	22-21
11/5 at Temple	L	24-14
11/12 Tulane	W	47-8
11/19 Boston Univ.	W	63-8
Captains: Dan Pfabe, Jim Hughes		

1978 (9-3)

9/9 at #3 Penn St.	L	26-10
9/23 at Bucknell	W	27-13
9/30 Princeton (GS)	W	24-0
10/7 at Yale	W	28-27
10/14 Connecticut	W	10-0
10/21 Villanova	W	24-9
10/28 Columbia (GS)	W	69-0
11/4 at Massachusetts	W	21-11
11/11 Temple	W	13-10
11/18 at Holy Cross	W	31-21
11/25 Colgate	L	14-9
Garden State Bowl		
12/6 Arizona St.	L	34-18
Captains: Tim Blanchard, John Bucci		

1979 (8-3)

9/8 Holy Cross	W	28-0
9/15 at #7/6 Penn St.	L	45-10
9/22 Bucknell	W	16-14
9/29 at Princeton	W	38-14
10/6 Temple	L	41-20
10/13 at Connecticut	W	26-14
10/20 at William & Mary	W	24-0
11/3 at #17 Tennessee	W	13-7
11/10 Army (GS)	W	20-0
11/17 Villanova	L	32-17
11/25 at Louisville	W	31-7
Captains: Pete Honeyford, Dino Mangiero		

1980 (7-4)

9/13 at Temple	W	21-3
9/20 Cincinnati	W	24-7
9/27 Princeton	W	44-13
10/4 at Cornell	W	44-3
10/11 #1 Alabama (GS)	L	17-13
10/18 William & Mary	L	21-18
10/25 at Syracuse	L	17-9
11/1 at Army	W	37-21
11/8 at Virginia	W	19-17

11/15	West Virginia	L	24-15
11/22	Colgate	W	35-13
Captains: Ted Blackwell,			
Deron Cherry, Ed McMichael,			
Ken Smith			

1981 (5-6)

9/5	at Syracuse	W	29-27
9/12	Colgate	W	13-5
9/19	Virginia (GS)	W	3-0
9/26	at Cincinnati	L	10-0
10/3	Cornell	W	31-17
10/10	at Army	W	17-0
10/17	Temple	L	24-12
10/24	at #11/9 Alabama	L	31-7
11/7	#1 Pittsburgh (GS)	L	47-3
11/14	at West Virginia	L	20-3
11/21	at Boston College	L	27-21
Captains: Andy Carino, Frank Naylor			

1982 (5-6)

9/4	Syracuse (GS)	L	31-8
9/18	at #8 Penn St.	L	49-14
9/25	at Temple	W	10-7
10/2	William & Mary	W	27-17
10/9	Army (GS)	W	24-3
10/16	at Boston College	L	14-13
10/23	Colgate	W	34-17
10/30	at Richmond	W	20-14
11/6	at Auburn	L	30-7
11/11	#19/17 WVU (GS)	L	44-17
11/20	at Pittsburgh	L	52-6
Captains: Tony Cella, Bill Pickel,			
Rich Spitzer			

1983 (3-8)

9/10	Connecticut	W	22-5
9/17	#NR/20 BC (GS)	L	42-22
9/24	at Syracuse	L	17-13
10/1	Penn St. (GS)	L	36-25
10/8	at Army	L	20-12
10/15	Colgate	W	29-26
10/22	at William & Mary	W	35-28
10/29	Tennessee (GS)	L	7-0
11/5	at Cincinnati	L	18-7
11/12	at #15 WVU	L	35-7
11/19	Temple	L	24-23
Captains: Jim Dumont, John Owens			

1984 (7-3)

9/8	at #11/7 Penn St.	L	15-12
9/15	Temple	W	10-9
9/22	at Syracuse	W	19-0
9/29	Cincinnati	W	43-15
10/6	at Kentucky	L	27-14
10/13	Army (GS)	W	14-7
10/20	Louisville	W	38-21
10/27	at #11/10 BC	L	35-23
11/10	#19/18 WVU (GS)	W	23-19
11/17	Colgate	W	17-7
Captains: Lionel Washington,			
Alan Andrews			

1985 (2-8-1)

9/14	at #3 Florida	T	28-28
9/21	at Army	L	20-16
9/28	#9/6 Penn St. (GS)	L	17-10
10/5	BC (GS)	L	20-10
10/12	at Temple	L	14-13
10/19	Pittsburgh (GS)	L	38-10
10/26	Richmond	W	20-17
11/2	at #19/18 Tenn.	L	40-0

11/9	at West Virginia	L	27-0
11/16	Colgate	W	28-14
11/23	Syracuse	L	31-14
Captains: George Pickel,			
Clement Udovich			

1986 (5-5-1)

9/6	at Boston College	W	11-9
9/13	at Kentucky	T	16-16
9/20	Cincinnati	W	48-28
9/27	at Syracuse	W	16-10
10/4	at #5 Penn St.	L	13-6
10/18	Florida (GS)	L	15-3
10/25	Army (GS)	W	35-7
11/1	at Louisville	W	41-0
11/8	West Virginia (GS)	L	24-17
11/15	at Pittsburgh	L	20-6
11/22	Temple	L	29-22
Captains: Lee Getz, Tyrone Stowe			

1987 (6-5)

9/5	at Cincinnati	W	10-7
9/12	Syracuse	L	20-3
9/26	Kentucky (GS)	W	19-18
10/3	Duke (GS)	W	7-0
10/10	at #14 Penn St.	L	35-21
10/17	Boston College	W	38-24
10/24	at Army	W	27-14
10/31	at Vanderbilt	L	27-13
11/7	Pittsburgh (GS)	L	17-0
11/14	at West Virginia	L	37-13
11/21	at Temple	W	17-14
Captains: Jean Austin,			
Curtis Stephens			

1988 (5-6)

9/10	at Michigan St.	W	17-13
9/17	Vanderbilt (GS)	L	31-30
9/24	at #15/13 Penn St.	W	21-16
10/1	Cincinnati	W	38-9
10/8	at Syracuse	L	34-20
10/15	at Boston College	W	17-6
10/22	Army (GS)	L	34-24
10/29	Temple	L	35-30
11/5	at Pittsburgh	L	20-10
11/12	#4 WVU (GS)	L	35-25
11/19	Colgate	W	41-22
Captains: Derek Baker,			
George Bankos, Bill Dubiel			

1989 (2-7-2)

9/2	at Cincinnati	T	17-17
9/9	Ball St.	T	31-31
9/16	BC (GS)	W	9-7
9/23	at Northwestern	W	38-27
10/7	Penn St. (GS)	L	17-0
10/14	at Kentucky	L	33-26
10/21	Syracuse	L	49-28
10/28	at Army	L	35-14
11/11	at #19 WVU	L	21-20
11/18	at Temple	L	36-33
12/2	#24 Pittsburgh (7)	L	46-29
Captains: Darrin Czellecz,			
Jeff Erickson, Scott Erney,			
Pat Udovich			

1990 (3-8)

9/8	Kentucky (GS)	W	24-8
9/15	Colgate	W	28-17
9/22	at Penn St.	L	28-0
9/29	#22/20 Mich. St. (GS)	L	34-10
10/6	at Boston College	L	19-14

10/13	at Pittsburgh	L	45-21
10/20	at Syracuse	L	42-0
10/27	Akron	W	20-17
11/3	at Army	L	35-31
11/10	West Virginia (GS)	L	28-3
11/17	at Temple	L	29-22
Captains: James Jenkins, Marty Mayes			

1991 (6-5, 2-3 Big East)

8/31	Boston College	W	20-13
9/4	at Duke	L	42-22
9/21	Northwestern	W	22-18
9/28	at Michigan St.	W	14-7
10/5	Army (GS)	W	14-12
10/12	Maine	W	40-17
10/19	at #10/13 Penn St.	L	37-17
10/26	#18 Syracuse (GS)	L	21-7
11/2	at West Virginia	L	28-3
11/9	at Pittsburgh	L	22-17
11/16	Temple	W	41-0
Captains: Tim Christ,			
Finardo Webster			

1992 (7-4, 4-2 Big East)

9/5	at Boston College	L	37-20
9/12	Colgate	W	41-0
9/17	Pittsburgh	W	21-16
9/26	at Navy	W	40-0
10/3	#8/6 Penn St. (GS)	L	38-24
10/10	at #15 Syracuse	L	50-28
10/17	Army (GS)	W	45-10
10/31	Virginia Tech	W	50-49
11/7	at Cincinnati	L	26-24
11/14	West Virginia	W	13-9
11/21	at Temple	W	35-10
Captains: Travis Broadbent,			
Jim Guarantano, Shawn Williams			

1993 (4-7, 1-6 Big East)

9/4	Colgate (GS)	W	68-6
9/11	Duke (GS)	W	39-38
9/25	at #9/8 Penn St.	L	31-7
10/2	Temple (GS)	W	62-0
10/9	BC (GS)	L	31-21
10/16	at Army	W	45-38
10/23	at Virginia Tech	L	49-42
10/28	Pittsburgh (GS)	L	21-10
11/6	at #11/9 WVU	L	58-22
11/13	at #3/4 Miami	L	31-17
11/26	Syracuse (GS)	L	31-18
Captains: Bill Bailey, Andrew Beckett			

1994 (5-5-1, 2-4-1 Big East)

9/3	Kent	W	28-6
9/10	West Virginia	W	17-12
9/17	at Syracuse	L	37-36
9/24	at #5 Penn St.	L	55-27
10/1	#13/12 Miami	L	24-3
10/8	Army (GS)	W	16-14
10/15	Cincinnati	W	14-9
10/22	at #22/23 BC	T	7-7
11/5	Temple	W	38-21
11/12	at #16/12 Va. Tech	L	41-34
11/19	at Pittsburgh	L	35-21
Captains: Alcides Catanho,			
Ken Dammann			

1995 (4-7, 2-5 BIG EAST)

9/9	at Duke	L	24-14
9/16	Navy	W	27-17
9/23	#6 Penn St. (GS)	L	59-34
9/30	Syracuse	L	27-17

RECORDS & RESULTS



10/14	at Miami	L	56-21
10/21	Virginia Tech	L	45-17
10/28	Pittsburgh	W	42-24
11/4	at West Virginia	L	59-26
11/11	at Tulane	W	45-40
11/18	at Temple	W	23-20
11/24	Boston College	L	41-38
Captains: Marco Battaglia, Ray Lucas, Mark Washington, Brian Sheridan			

1996 (2-9, 1-6 Big East)

8/31	Villanova	W	38-28
9/7	Navy	L	10-6
9/12	#10/11 Miami	L	33-0
9/21	at #18/16 Va. Tech	L	30-14
10/5	at Syracuse	L	42-0
10/12	Army (GS)	L	42-21
10/19	at Boston College	L	37-13
10/26	Temple	W	28-17
11/9	West Virginia	L	55-14
11/23	at #10/13 ND	L	62-0
11/30	at Pittsburgh	L	24-9
Captains: Chad Bosch, Rob Seeger, Rashod Swinger			

1997 (0-11, 0-7 Big East)

8/30	Virginia Tech	L	59-19
9/6	at #12/10 Texas	L	48-14
9/13	at Navy	L	36-7
9/20	Boston College	L	35-21
10/4	at West Virginia	L	48-0
10/9	Syracuse	L	50-3
10/18	at Army	L	37-35
10/25	Pittsburgh	L	55-48 (2OT)
11/1	at Temple	L	49-7
11/8	Wake Forest	L	28-14
11/15	at Miami	L	51-23
Captains: Jack McKiernan, Brian Sheridan			

1998 (5-6, 2-5 Big East)

9/5	Richmond	W	7-6
9/12	at Boston College	L	41-14
9/19	at #13 Syracuse	L	70-14
9/26	Army	W	27-15
10/3	Miami	L	53-17
10/17	at Pittsburgh	W	25-21
10/24	Tulane	L	52-24
10/31	Temple	W	21-10
11/7	at Navy	W	36-33
11/14	West Virginia	L	28-14
11/21	at #23/20 Va. Tech	L	47-7
Captains: Aaron Brady, Bill Powell			

1999 (1-10, 1-6 Big East)

9/4	at California	L	21-7
9/11	#NR/23 Texas	L	38-21
9/25	Boston College	L	27-7
10/2	at Wake Forest	L	17-10
10/9	#5 Virginia Tech	L	58-20
10/16	at West Virginia	L	62-16
10/23	Pittsburgh	L	38-15
10/30	at Temple	L	56-28
11/6	Navy	L	34-7
11/13	Syracuse	W	24-21 (OT)
11/20	at Miami	L	55-0
Captains: Wayne Hampton, Shaun O'Hara, Dax Strohmeyer			

2000 (3-8, 0-7 Big East)

9/2	Villanova	W	34-21
9/9	Buffalo	W	59-0
9/16	at #8 Va. Tech	L	49-0
9/23	at Pittsburgh	L	29-17
9/30	#10/12 Miami	L	64-6
10/14	Temple	L	48-14
10/21	at Navy	W	28-21
10/28	at Boston College	L	42-13
11/11	West Virginia	L	31-24 (2OT)
11/18	#11 Notre Dame	L	45-17
11/25	at Syracuse	L	49-21
Captains: Mike Jones, Garrett Shea			

2001 (2-9, 0-7 Big East)

8/30	at Buffalo	W	31-15
9/8	at #1/2 Miami	L	61-0
9/22	#9 Virginia Tech	L	50-0
9/29	Connecticut	L	20-19
10/6	Syracuse	L	24-17
10/13	at Temple	L	30-5
10/20	Navy	W	23-17
11/3	at West Virginia	L	80-7
11/10	Pittsburgh	L	42-0
11/17	Boston College	L	38-7
11/23	California	L	20-10
Captains: Gary Brackett, Mike Esposito, Shawn Seabrooks, L.J. Smith			

2002 (1-11, 0-7 Big East)

8/31	Villanova	L	37-19
9/7	Buffalo	L	34-11
9/14	Army	W	44-0
9/21	at Pittsburgh	L	23-3
9/28	at #11 Tennessee	L	35-14
10/12	West Virginia	L	40-0
10/19	at #3 Va. Tech	L	35-14
10/26	at Syracuse	L	45-14
11/2	#1 Miami	L	42-17
11/16	Temple	L	20-17
11/23	at #8 Notre Dame	L	42-0
11/30	at Boston College	L	44-14
Captains: Gary Brackett, Shawn Seabrooks, L.J. Smith			

2003 (5-7, 2-5 Big East)

8/30	Buffalo	W	24-10
9/6	at Michigan St.	L	44-28
9/13	at Army	W	36-21
9/27	Navy	W	48-27
10/4	#4 Va. Tech	L	48-22
10/11	at West Virginia	L	34-19
10/18	Pittsburgh	L	42-32
10/25	at Temple	W	30-14
11/8	at Connecticut	L	38-31
11/16	Boston College	L	35-25
11/22	at #14/13 Miami	L	34-10
11/29	Syracuse	W	24-7
Captains: Raheem Orr, Marty Pyszczymuka			

2004 (4-7, 1-5 Big East)

9/4	Michigan St.	W	19-14
9/11	New Hampshire	L	35-24
9/18	Kent St.	W	29-21
10/2	at Syracuse	L	41-31
10/9	at Vanderbilt	W	37-34
10/16	Temple	W	16-6
10/23	at Pittsburgh	L	41-17
10/30	#15/13 WVU	L	35-30

11/6	at #24/25 BC	L	21-10
11/20	at Navy	L	54-21
11/25	Connecticut	L	41-35
Captains: Ray Pilch, Jarvis Johnson, Tres Moses			

2005 (7-5, 4-3 Big East)

9/3	at Illinois	L	33-30 (OT)
9/10	Villanova	W	38-6
9/17	at Buffalo	W	17-3
9/30	Pittsburgh	W	37-29
10/8	West Virginia	L	27-14
10/15	at Syracuse	W	31-9
10/22	at Connecticut	W	26-24
10/29	Navy	W	31-21
11/05	USF	L	45-31
11/11	at #23/23 Louisville	L	56-5
11/26	Cincinnati	W	44-9
Insight Bowl			
12/27	Arizona St.	L	45-40
Captains: Ryan Neill, Tres Moses, Will Gilkison			

2006 (11-2, 5-2 Big East)

Final Ranking: 12/12			
9/2	at North Carolina	W	21-16
9/9	Illinois	W	33-0
9/16	Ohio	W	24-7
9/23	Howard	W	56-7
9/29	at USF	W	22-20
10/14	at Navy	W	34-0
10/21	at Pittsburgh	W	20-10
10/29	Connecticut	W	24-13
11/9	#3/4 Louisville	W	28-25
11/18	at Cincinnati	L	30-11
11/25	Syracuse	W	38-7
12/2	at #15 WVU	L	41-39 (3OT)
Texas Bowl			
12/28	Kansas St.	W	37-10
Captains: Eric Foster, Brian Leonard, Ramel Meekins, Shawn Tucker			

2007 (8-5, 3-4 Big East)

8/30	Buffalo	W	38-3
9/7	Navy	W	41-24
9/15	Norfolk St.	W	59-0
9/29	Maryland	L	34-24
10/6	#20/24 Cincinnati	L	28-23
10/13	at Syracuse	W	38-14
10/18	#2/3 USF	W	30-27
10/27	#6 West Virginia	L	31-3
11/3	at #16/20 UConn	L	38-19
11/9	at Army	W	41-6
11/17	Pittsburgh	W	20-16
11/29	at Louisville	L	41-38
International Bowl			
1/5	Ball St.	W	52-30
Captains: Eric Foster, Brandon Renkert, Mike Teel, Jeremy Zuttah			

2008 (8-5, 5-2 Big East)

9/1	#NR/25 Fresno St.	L	24-7
9/11	North Carolina	L	44-12
9/20	at Navy	L	23-21
9/27	Morgan St.	W	38-0
10/4	at West Virginia	L	24-17
10/11	at Cincinnati	L	13-10
10/18	Connecticut	W	12-10

10/25 at #17/20 Pitt	W	54-34
11/8 Syracuse	W	35-17
11/15 at USF	W	49-16
11/22 Army	W	30-3
12/4 Louisville	W	63-14
PapaJohns.com Bowl		
12/29 North Carolina St.	W	29-23
Captains: Courtney Greene, Kevin Malast, Jason McCourty, Mike Teel, Pete Tverdov, Tiquan Underwood		

2009 (9-4, 3-4 Big East)

9/7 Cincinnati	L	47-15
9/12 Howard	W	45-7
9/19 FIU	W	23-15
9/26 at Maryland	W	34-13
10/10 Texas Southern	W	42-0
10/16 Pittsburgh	L	24-17
10/23 at Army	W	27-10
10/31 at Connecticut	W	28-24
11/12 #23/24 USF	W	31-0
11/21 at Syracuse	L	31-13
11/27 at Louisville	W	34-14
12/5 #24/23 WVU	L	24-21
St. Petersburg Bowl		
12/19 UCF	W	45-24
Captains: Ryan Blaszczyk, Ryan D'Imperio, Devin McCourty		

2010 (4-8, 1-6 Big East)

9/2 Norfolk St.	W	31-0
9/11 at FIU	W	19-14
9/25 North Carolina	L	17-13
10/2 Tulane	L	17-14
10/8 Connecticut	W	27-24
10/16 Army (NMS)	W	23-20
(OT)		
10/23 at Pittsburgh	L	41-21
11/3 at USF	L	28-27
11/12 Syracuse	L	13-10
11/20 at Cincinnati	L	69-38
11/26 Louisville	L	40-13
12/4 at #23/24 WVU	L	35-14
Captains: Howard Barbieri, Joe Lefeged, Charlie Noonan		

2011 (9-4, 4-3 Big East)

9/1 NC Central	W	48-0
9/10 at North Carolina	L	24-22
9/24 Ohio	W	38-26
10/1 at Syracuse	W	19-16
(2OT)		
10/8 Pittsburgh	W	34-10
10/15 Navy	W	21-20
10/21 at Louisville	L	16-14
10/29 #25/24 WVU	L	41-31
11/5 USF	W	20-17
(OT)		
11/12 at Army (3D)	W	27-12
11/19 Cincinnati	W	20-3
11/26 at Connecticut	L	40-22
Pinstripe Bowl		
12/30 Iowa St.	W	27-13

2012 (9-4, 5-2 Big East)

9/1 at Tulane	W	24-12
9/8 Howard	W	26-0
9/13 at USF	W	23-13
9/22 at Arkansas	W	35-26
10/6 Connecticut	W	19-3
10/13 Syracuse	W	23-15

10/20 at Temple	W	35-10
10/27 Kent St.	L	35-23
11/10 Army	W	28-7
11/17 at Cincinnati	W	10-3
11/24 at Pittsburgh	L	27-6
11/29 #NR/23 Louisville	L	20-17
Russell Athletic Bowl		
12/28 Virginia Tech	L	13-10
(OT)		
Captains: Steve Beauharnais, Khaseem Greene, Mason Robinson, Tim Wright		

2013 (6-7, 3-5 American)

8/29 at Fresno St.	L	52-51
(OT)		
9/7 Norfolk St.	W	38-0
9/14 Eastern Michigan	W	28-10
9/21 Arkansas	W	28-24
10/5 at SMU	W	55-52
(3OT)		
10/10 at #8 Louisville	L	24-10
10/26 Houston	L	49-14
11/2 Temple	W	23-20
11/16 Cincinnati	L	52-17
11/21 at #17/20 UCF	L	41-17
11/30 at Connecticut	L	28-17
12/7 USF	W	31-6
Pinstripe Bowl		
12/28 #25 Notre Dame	L	29-16
Captains: Brandon Coleman, Jamal Merrell, Jamil Merrell, Gary Nova		

2014 (8-5, 3-5 Big Ten)

8/28 at Washington St. (8)	W	41-38
9/6 Howard	W	38-25
9/13 Penn St.	L	13-10
9/20 at Navy	W	31-24
9/27 Tulane	W	31-6
10/4 Michigan	W	26-24
10/18 at #13 Ohio St.	L	56-17
10/25 at #16 Nebraska	L	42-24
11/1 Wisconsin	L	37-0
11/15 Indiana	W	45-23
11/22 at #10/9 Michigan St.	L	45-3
11/29 at Maryland	W	41-38
Quick Lane Bowl		
12/26 North Carolina	W	40-21
Captains: Michael Burton, Darius Hamilton, Gary Nova, David Milewski, Lorenzo Waters		

2015 (4-8, 1-7 Big Ten)

9/5 Norfolk St.	W	63-13
9/12 Washington St.	L	37-34
9/19 at Penn St.	L	28-3
9/26 Kansas	W	27-14
10/10 #4 Michigan St.	L	31-24
10/17 at Indiana	W	55-52
10/24 #1 Ohio St.	L	49-7
10/31 at Wisconsin	L	48-10
11/7 at #16 Michigan	L	49-16
11/14 Nebraska	L	31-14
11/21 at Army	W	31-21
11/28 Maryland	L	46-41
Captains: Leonte Carroo, Quentin Gause, Paul James, Darius Hamilton		

2016 (2-10, 0-9 Big Ten)

9/3 at #14 Washington	L	48-13
-----------------------	---	-------

9/10 Howard	W	52-14
9/17 New Mexico	W	37-28
9/24 Iowa	L	14-7
10/1 at #2 Ohio State	L	58-0
10/8 #4 Michigan	L	78-0
10/15 Illinois	L	24-7
10/22 at Minnesota	L	34-32
11/5 Indiana	L	33-27
11/12 at Michigan State	L	49-0
11/19 #9 Penn State	L	39-0
11/26 at Maryland	L	31-13

Captains: Darius Hamilton, Chris Muller,
Derrick Nelson and Julian Pinnix-Odrick

1 - First intercollegiate football game

2 - Newark

3A - New York (Polo Grounds)

3B - New York (Ebbetts Field)

3C - New York (Randall's Island)

3D - New York (Yankee Stadium)

4 - East Orange

5 - Princeton

6 - Philadelphia

7 - Dublin, Ireland

8 - Seattle

GS - Giant Stadium

NMS - New Meadowlands Stadium



PART

VII

HISTORY & TRADITION



RUTGERS VS. PRINCETON, 1869

THE FIRST FOOTBALL GAME

Rutgers and Princeton played the first game of intercollegiate football on Nov. 6, 1869, on a plot of ground where the present-day Rutgers gymnasium now stands in New Brunswick, N.J. Rutgers won that first game, 6-4.

The game was played with two teams of 25 men each under rugby-like rules, but like modern football, it was "replete with surprise, strategy, prodigies of determination and physical prowess," to use the words of one of the Rutgers players.

At 3 p.m. on that memorable afternoon, the 50 competitors and about 100 spectators gathered on the field. To distinguish themselves from the bareheaded visitors, 50 Rutgers students, including players, donned scarlet-colored scarves which they converted into turbans.

Events leading up to the game were described by John W. Herbert, Rutgers '72, who was one of the players: "To appreciate this game to the fullest you must know something of its background," Herbert wrote in 1933. "The two colleges were, and still are, of course, about 20 miles apart. The rivalry between them was intense. For years each had striven for possession of an old Revolutionary cannon, making night forays and lugging it back and forth time and again. Not long before the first football game, the canny Princetonians had settled this competition in their own favor by ignominiously sinking the gun in several feet of concrete. In addition to this, I regret to report, Princeton had beaten Rutgers in baseball by the harrowing score of 40-2. Rutgers longed for a chance to square things."

A challenge for the game was issued by Rutgers. Three games were to be played that year. The first, played at New Brunswick, was won by Rutgers. Princeton won the second game, but cries of "over-emphasis" prevented the third game in football's first year when faculties of both institutions protested on the grounds that the games were interfering with student studies. An analytical account of the game appeared in the November, 1869 issue of the Targum, Rutgers' undergraduate newspaper.

"To describe the varying fortunes of the match, game by game, would be a waste of labor for every game was like the one before," wrote the student reporter. "There was the same headlong running, wild shouting, and frantic kicking.

"To sum up, Princeton had the most muscle, but didn't kick very well, and wanted organization. They evidently don't like to kick the ball on the ground. Our men, on the other hand, though comparatively weak, ran well, and kicked well throughout. But their great point was the organization, for which great praise is due to the captain. The right men were always in the right place."

One of the Princeton players, William Preston Lane, in 1933 contended in a newspaper interview that Rutgers "ran us Princeton men out of town. I never found out why they did that," he related. "But we don't ask any questions. When we saw them coming after us, we ran to the outskirts of New Brunswick and got into our carriages and wagons and went away as fast as we could."

Lane's contention is refuted in the Targum account. "After the match the players had an amicable 'feed together,'" the paper reported. "At 8 o'clock our guests went home, in high good spirits, thirsting to beat us next time, if they can."

Regardless of what actually happened after the first game, football was here to stay. Rutgers got Columbia University started in the grid sport the following season and in a few years most of the colleges and universities in the East were represented on the gridiron.



THE BIRTHPLACE OF COLLEGE FOOTBALL

Parts of this article were written by John Bruns, former long-time sports writer for the Home News and the Easton Times-Express.

When Rutgers defeated Princeton in 1869, the setting was quite different than it is today. The game was contested on a field along College Avenue in New Brunswick. There were not tens of thousands of cheering fans in a multi-million dollar stadium. There was no manicured grass field or electronic scoreboard. There was no elaborate athletic equipment or television cameras. But on that fall day in 1869, those students established a tradition of quality football programs, competitiveness and school spirit that continues at Rutgers, the birthplace of intercollegiate football.

Now 148 years later entering the 2017 season, Rutgers has had many historical moments, outstanding athletes and memorable triumphs over the years.

However, those historic moments were difficult to predict during the early years when intercollegiate football scheduling was inconsistent. For example, Rutgers won six of 10 games in 1882, but played only one game in 1885. Similarly, the Scarlet Knights went 8-6 in 1891, but two years later played only four games. By the early 1900s, scheduling had become more consistent and football became more popular across the country.

The eight wins of 1891 were not matched until Rutgers went 8-1 in 1947 with one of the most successful teams of coach Harvey Harman in the Golden Era immediately following World War II. That team, quarterbacked by Frank Burns, who would later become Rutgers' most successful coach, lost its opener to Columbia and then swept through eight-straight opponents.

In 1913, coach George Foster Sanford began a tradition of success among Rutgers coaches in their inaugural year by leading his team to a 6-3 mark. He then flirted with two perfect seasons, improving the team to 7-1 in 1915 and 7-1-1 in 1917.

Those two seasons, which featured All-American Paul Roberson, were among Rutgers' best. The Scarlet Knights outscored opponents by an average of 44-3 in 1915 and 33-2 in 1917. Sanford, a member of Rutgers' Hall of Fame, also helped to introduce Rutgers to the New York metropolitan area, playing games at the Polo Grounds against teams like Notre Dame, Nebraska, Louisiana State and West Virginia. A few years later, in 1924, two-time All-America end and fullback Homer Hazel helped coach John Wallace continue the tradition of first-year coaching success, as Rutgers posted a 7-1-1 mark.

Harvey Harman also had a successful first season, going 7-1 in 1938, the year Rutgers dedicated the original Rutgers Stadium. Rutgers won the dedication game, 20-18, over Princeton.

Harman, however, was replaced by former coach Harry Rockefeller during World War II. His tenure included an 8-1 season in 1947 when Rutgers, dominated by WWII veterans, registered a combined record of 27-7 from 1945-48.

When John Steigman coached Rutgers from 1956-59, he brought back the single-wing formation to the Scarlet Knight offense, and led Rutgers to an 8-1 mark in 1958. The only loss of that season, 13-12 to the Quantico Marines, came when All-American tailback Billy Austin had to miss a game due to a broken hand.

Another first-year coach got off to an impressive start when John Bateman went 8-1 in 1960. That campaign was followed by Rutgers' first undefeated season in 1961, when the team went 9-0, capping the season with a fourth-quarter, 25-point comeback win over Columbia. That team included All-American center Alex Kroll, and was ranked 15th nationally. In his 11 seasons, Bateman led Rutgers to 73 wins in 124 games.

In 1973, Frank Burns took the reins of Rutgers football and became the most successful Rutgers coach ever by building teams recognized for fundamentals and defense. Burns himself was also known as a fierce linebacker and won the Most Valuable Player Award in the 1949 College All-Star game, when he made 17 tackles against the New York Giants. The Burns' defenses were led by linebackers Ed Steward, Jim Hughes, Jim Dumont and defensive end Nate Toran. Burns' first team went 6-5, while running back "JJ" Jennings rushed for 1,353 yards (third in Rutgers history) and 21 touchdowns (second).

Over the next five seasons, Burns' teams won at least seven games each season, including a five-season stretch from 1975-79 when Rutgers' winning percentage was .803 with a record of 45-11. The jewel in the crown of Burns' tenure as Rutgers' coach was the 1976 season, when the team was perfect at 11-0, establishing the best season ever at Rutgers. During Burns' 11 seasons at Rutgers, the Scarlet Knights won nearly two-thirds of their games (78-44). He also took Rutgers to its first bowl appearance – the Garden State Bowl – at Giants Stadium against Arizona State in 1978.

Doubtless, the biggest win of the Burns era was the 13-7 upset of Tennessee on November 3, 1979 in Knoxville. Burns called it "the greatest of my coaching career."

The following year, 1980, Rutgers had one of its great "near-misses" of its long history when the Scarlet bowed, 17-13, to a highly-favored Alabama team coached by Bear Bryant at Giants Stadium. The gracious Bryant said, "We didn't beat Rutgers. All I can say is we won."

In 1984 when Dick Anderson was named head coach, a renewed commitment to football at Rutgers was backed by a \$3 million state-funded package. Those funds helped finance the artificial surface practice fields, the practice "Bubble" and the Hale Center, which includes locker rooms, offices, a weight-training area and medical facilities for the football team.

Anderson won seven of 10 games in his inaugural season. Other highlights of his years at Rutgers include upset wins over such nationally-ranked teams as Penn State and Michigan State, and a nationally-televised victory over Northwestern in the program's 1,000th game. Anderson's teams produced some of the most exciting players in Rutgers history, including record-breaking passer Scott Erney, career tackles leader



FRANK BURNS, 1961

Tyrone Stowe (533 from 1983-86) and football/baseball star Eric Young. Anderson's last game at Rutgers was a memorable one. It was the 1989 Emerald Isle Classic versus Pittsburgh in Dublin, Ireland, the first time a Rutgers team played overseas.

Doug Graber became the Scarlet Knights' 23rd coach in 1990 and placed an emphasis on recruiting the best talent in the state of New Jersey. His first recruiting class included three first team all-state selections and two second-team All-State selections among the 12 recruits from New Jersey.

Another major boost for Rutgers came in 1991 when Rutgers joined the Big East Conference and won its first league game over Boston College, 20-13. The team went 13-9 in its first two years in the league, including a 4-2 mark in 1992.

The 1994 season celebrated not only the 125 years of college football, but also the return of the newly-renovated and expanded Rutgers Stadium. The return was a welcomed one. Rutgers teams have been at their best at the stadium, compiling a 237-120-4 (.662) record there since 1938. The new stadium has been quite a different setting than that of the first college football game played 130 years ago, as the Scarlet Knights are playing for their own place in history as they continue the college football tradition that was born "On the Banks of the Old Raritan."

1998 Big East Coach of the Year Terry Shea concluded his tenure in 2000, as the Scarlet Knights opted to take the program in a different direction for the 2001 season. On Dec. 1, 2000, Director of Athletics Bob Mulcahy introduced the newest coach in the storied history of Rutgers football - Greg Schiano. Schiano's first three recruiting classes rejuvenated the football program. In 2003, the team closed strong, upsetting Syracuse, 24-7, in the season finale. In 2004, before the largest crowd ever at the time at Rutgers Stadium (42,612), the Scarlet Knights defeated Michigan State, 19-14.

In 2005, Schiano coached Rutgers to its best record in over a decade, 7-5, and its first bowl bid since 1978. In a Wild West shootout staged at Chase Field in Phoenix, Rutgers fell just short, losing to Arizona State, 45-40, at the Insight Bowl Dec. 27.

In 2006 Schiano was named the National Coach of the Year and Big East Coach of the Year, as the Scarlet Knights earned

their first national top-10 ranking in 2006 and won 11 games for the second time in school history. The campaign included a thrilling win 28-25 over No. 3/4 Louisville in front of a Thursday night national audience on ESPN. The comeback victory, with RU overcoming an 18-point deficit, became one of the turning points in modern Rutgers history as fans stormed the field to ignite "Pandemonium in Piscataway." Rutgers ended the season with a ranking of No. 12 in the national polls.

The success Rutgers achieved on the field was something Schiano envisioned from the first day he became the leader of the Scarlet Knights. At his introductory press conference, Schiano stated, "We're going to win at Rutgers and we're going to do it the right way." The 2006 season was complete with a convincing 37-10 victory over Kansas State in the Texas Bowl, the first bowl championship in school history. In addition, Brian Leonard was the recipient of the Draddy Trophy, known as the Academic Heisman.

The program won eight more games in 2007, including the highest ranked win in program history with a 30-27 victory over No. 2 USF. The season concluded with a dominating 52-30 victory over Ball State at the International Bowl in Toronto. Ray Rice ran for a school-record 280 rushing yards on the day to bring his career total to 4,926, a program high. An All-America pick and Heisman Trophy candidate, the running back also set the Scarlet Knight standards for attempts (910), touchdowns (49) and 100-yard games (25).

The 2008 campaign for the Scarlet Knights started slowly, but the program relied on a strong foundation built by Schiano and together as a family Rutgers turned in seven consecutive victories to close out the season - culminating in a 29-23 victory over NC State in the PapaJohns.com Bowl. In 2009, the Scarlet Knights saw a number of milestones set en route to a record of 9-4, including a 45-24 victory over UCF in the St. Petersburg Bowl.

Prior to Schiano's arrival at Rutgers, the Scarlet Knights had never fielded a receiver who had gained 1,000 yards in a season. In 2009, Tim Brown became the fourth during his tenure to eclipse the mark. Brown also became the school's all-time leader in receiving touchdowns, passing RU's initial first round draft pick Kenny Britt. RU had two first round picks in 2010, with Anthony Davis being the highest pick in program history at No. 11 by the San Francisco 49ers. Devin McCourty was se-



lected at No. 27 by the New England Patriots.

While the results on the field did not favor Rutgers in 2010, the world was introduced to Eric LeGrand. The junior defensive tackle suffered a spinal cord injury at MetLife Stadium Oct. 16 against Army, but he did not let the condition bring him down. LeGrand has become a public figure and has raised countless dollars towards spinal cord research. He became the first Scarlet Knight in the 144 years of the football program to have his number retired during halftime of the Sept. 14, 2013 game against Eastern Michigan.

Rutgers returned to a bowl game in 2011 with a trip to the New Era Pinstripe Bowl. It was the second game of the season for the team at Yankee Stadium. The Scarlet Knights defeated Army during the regular season before beating Iowa State in the bowl game. Wide receiver Mohamed Sanu set the school record with 115 receptions on the season and was drafted in the third round of the NFL Draft by the Cincinnati Bengals.

Following the season, head coach Greg Schiano took the head coaching job with the Tampa Bay Buccaneers to end an 11-year tenure. Kyle Flood, who joined the program in 2005, was promoted from the staff to the lead position several days later.

Flood made an immediate impact on the Rutgers program with a successful first season, as he led the school to its first Big East Championship in 2012, ending with a 9-4 record and 5-2 record in the league. Flood was named the Big East Coach of the Year, an honor he shared with Louisville's Charlie Strong. Flood's nine regular season victories were the most by any first-year coach in Rutgers history, as eight players garnered All-Big East honors. Khaseem Greene totaled 136 tackles to earn Big East Defensive Player of the Year for the second consecutive season, in addition to All-America status. The defensive unit was among the best in school history, ranking fourth nationally in scoring defense, tied for ninth in turnovers gained and 10th in total defense.

Offensively, wide receiver Brandon Coleman established himself as one of the nation's premier deep threats by scoring 10 touchdowns during the season, tied for the most in school history. He would end up with 20 in his career, tied with Brown for the school record.

The year culminated with a trip to the Russell Athletic Bowl in Orlando to face Virginia Tech. However, the Scarlet Knights fell 13-10 in overtime. In the offseason, Rutgers had 12 players signed by NFL teams, with a school-record seven selected in the NFL Draft.

Rutgers came out of the gates in 2013 with a 4-1 start through September. Following a 52-51 loss in overtime at Fresno State, RU rattled off four straight wins. The winning streak was highlighted by a comeback win over Arkansas in the first visit by an SEC team to High Point Solutions Stadium. In its first American Athletic Conference game, Rutgers won in triple overtime at SMU, 55-52. Other conference victories included a late fourth quarter win with the hurry-up offense versus Temple and a postseason-clinching performance on Senior Night against USF. The 2013 New Era Pinstripe Bowl was the eighth bowl trip in nine years for Rutgers. The Scarlet Knights took on a ranked Notre Dame team inside a sold-out Yankee Stadium.

On July 1, 2014, Rutgers officially joined the Big Ten Conference to usher in a new era in its deep and storied history. Support for the program reached new levels for the Big Ten opener, as a stadium-record 53,774 fans packed High Point Solutions Stadium for a game against Penn State. The Scarlet Knights won their first Big Ten game Oct. 4 over Michigan, with Kemoko Turay leaping to block a potential go-ahead field goal to seal the win and set off a storming of the field. The first road win in conference play came at Maryland after RU erased a 35-10 deficit to win 41-38 in the biggest comeback in school history, which would be matched a year later at Indiana. Senior quarterback Gary Nova threw for 347 yards on a career-best 28 completions in the 2014 win versus the Terrapins, ending his career as the all-time touchdown passing leader (73).

The first year in the Big Ten would be capped off with a convincing 40-21 win over North Carolina in the Quick Lane Bowl, hosted by the Detroit Lions. The Scarlet Knights went 8-5 and earned the Lambert-Meadowlands Trophy, emblematic of the top team in the East in the Bowl Subdivision.

In the second year in the Big Ten, Leonte Carroo closed his time as a Scarlet Knight with 10 receiving touchdowns to raise his school-record total to 29 over 31 games at the position. He averaged a score once every 4.2 receptions over his career, racking up 2,373 yards to join the list of standout wide receivers.

On Dec. 7, 2015, Chris Ash, a national-championship winning defensive coordinator at Ohio State, took over the program as the Scarlet Knights continue to establish a presence in the Big Ten and nationally.

After Ash's first season in Piscataway, Rutgers Athletics announced the opening of the Marco Battaglia Football Practice Complex. The upgraded facility, part of the "R Big Ten Build" fundraising initiative, features two new grass fields; complete with rebuilt drainage and a new irrigation system as well as a state-of-the-art LED lighting system.

COLLEGE FOOTBALL HALL OF FAME

**PAUL ROBESON**

Paul Robeson played four years for the famous coach, G. Foster Sanford. Rutgers had a 22-6-3 record in that time. In 31 games, Rutgers scored 941 points to opponents' 191. Robeson was a powerful contributor to that record. Robeson was a two-time All-America end. Frank Menke named him All-America in 1917 and 1918. Walter Camp picked him in 1918. (Camp did not name an All-America team in 1917.) Following college, Robeson played three years as a pro - 1920 with Hammond, 1921 with Akron and 1922 with Milwaukee - in the American Professional Football League. He obtained his law degree in 1923. At Rutgers, Robeson was elected to Phi Beta Kappa and was valedictorian of the class of 1919. He won the college oratorical contest four-straight years and gave the commencement address at graduation. Robeson won 12 letters in four sports - four in football, three each in basketball and baseball, and two in track. He stood 6-3 in height and his weight was listed at 191 in early years, at 215 his senior season. This man of many talents became an actor, singer and lecturer. He was on Broadway and in the movies. His rich basso made his signature song "Ol' Man River" a classic. He starred in plays, such as "The Emperor Jones," "Othello," "Showboat," as well as many others, in the U.S., Europe and Africa. In 1925 he made a recording that sold 55,000 copies in four months. In 1972 he received the Whitney Young Memorial Award. *Ebony Magazine* called him "one of the 10 most important black men in American history." Paul Robeson was born April 9, 1898, in Princeton, N.J. His father, Rev. William Robeson, had escaped slavery in 1860 in North Carolina at age 15. His mother, Maria Bustill, was a teacher. When Paul was a high school senior, he won the statewide academic test and received a scholarship to Rutgers. In 1915, he was the third African-American to enter Rutgers and the first to play football. He died January 23, 1976. After his tenure at Rutgers, he became an accomplished actor, singer and lecturer, and was commemorated on a US postal stamp.

**ALEX KROLL**

Alex Kroll, a consensus All-American center on Rutgers' first undefeated football team in 1961, is the Scarlet Knights' sixth inductee into the College Football Hall of Fame, as a part of the Class of 1997. Kroll, a 6-2, 228-pound center and linebacker, was a major force in Rutgers compiling a 17-1 record in his two years of play "On the Banks." In 1960, the Knights, under coach John Bateman, were 8-1 and followed up with the school's first undefeated campaign, going 9-0 in 1961. Team captain of the lauded 1961 squad, Kroll was a two-time first-team All-ECAC choice and won first-team All-America honors from the *Associated Press*, *United Press International*, *Newspaper Enterprise Association*, *Look*, and the American Football Coaches Association. Known as "coach on the field," he was credited with making the quarterback sneak an offensive weapon as Rutgers scored seven touchdowns on that play in 1961 with Kroll clearing the way into the end zone for the signal-caller. He was also a first-team All-East choice by the AP in 1961 and played in the North-South game and the Senior Bowl. In 1960, he was an honorable mention All-American. Following his senior season, he was a second-round draft pick of the New York Titans, playing for one season in 1962. Kroll earned a BA in English Literature in 1962 and was a Henry Rutgers Scholar with a perfect grade point average in his major. He received a National Football Foundation and College Hall of Fame Post-Graduate Scholarship in 1961. In 1986, he was awarded the Silver Anniversary Award from the National Collegiate Athletic Association for his collegiate achievements. Immediately following his last game with the Titans, he joined the workforce at Young & Rubicam, the world's largest independent advertising agency, as a copywriter. After a succession of writing and supervisory jobs in the creative department, he was named executive vice president and worldwide creative director in 1970. He was named president and chief operating officer in 1982 and, four years later, Kroll became chairman of Young & Rubicam. He is retired but still serves as Chairman Emeritus of Young & Rubicam.



HARVEY HARMAN

Few men loved the game with the fervor of Harvey Harman, a huge man with a grand smile and a fierce dedication to the sport. A former president of the American Football Coaches Association, Harman received that group's Amos Alonzo Stagg Award, symbolic of outstanding service to the profession. It was not surprising that Harman achieved such acclaim, for he learned his football lessons from two of the game's mentors - Glenn "Pop" Warner and Jock Sutherland - while at Pittsburgh. Harman was a starting tackle for the Panthers before taking his first coaching assignment at Haverford. From there he moved on to Sewanee (the University of the South), Pennsylvania and Rutgers. It was at Rutgers that he had his greatest success, directing the Scarlet Knights to a 26-7-1 record before interrupting his career to serve in the U.S. Navy during World War II. Harman returned to Rutgers after the war and led the Scarlet Knights for another 10 seasons before accepting a position as Executive Director of the National Football Foundation and Hall of Fame, Inc. In that capacity, Harman became known as the goodwill ambassador for football, continuing to serve the game until his death in 1969. His career record lists a slate of 140-104-7.



HOMER HAZEL

He parted his dark hair down the middle, in the fashion of the day, and his deep-set eyes glowed with a competitive fire. Homer Hazel, Rutgers' first Hall of Famer, was, without doubt, the most versatile player the Scarlet ever produced. A natural athlete, Hazel excelled in various sports and was most successful as a track and field star. His speed and quickness served him well, for he once recovered his own kickoff in the enemy end zone for a touchdown. Homer led Rutgers to identical 7-1-1 records in his final two seasons, earning All-America laurels in each. He was an end in 1923, when the only Scarlet loss was to West Virginia (27-7). He had Rutgers on the way to an unbeaten finish in 1924 - this time as a hard-hitting fullback - when Bucknell untracked the Scarlet in the final game of the season, 12-7. During the 1924 campaign, Homer Hazel established school records for most points after a touchdown and longest completed pass. He could do it all. Carrying 226 pounds over a 5-foot-11 frame, Homer lettered in football, basketball, baseball and track at Rutgers. He later served as Athletic Director, football and basketball coach at the University of Mississippi for more than five years. He was a golf pro for four years, and a labor relations manager for more than 20 years. Hazel won his first letter in football at Rutgers in 1916. He left school because of a lack of funds. Hazel worked at various jobs and, at age 28, played football again at Rutgers. Walter Camp named him All-America end in 1923, All-America fullback in 1924. Hazel was born June 2, 1895, and died February 3, 1968.



GEORGE LITTLE

A graduate of Ohio Wesleyan, George Little opened his coaching career at the University of Cincinnati and produced a two-year record of 10-8-0 before moving up the road to Oxford, Ohio, home of the Miami Redskins, in 1916. There, Little brought the Redskins their first Conference Championship and a 7-0-1 mark. After service in World War I, Little returned to Miami and directed the Red and White to yet another league crown and a three-year post-war record of 20-3-1. He also coached the Miami basketball and track teams, claiming a conference crown in the latter sport. The 1922 and 1923 seasons found Little at Michigan under head coach Fielding Yost, the man he replaced in 1924. That year, Little's Wolverines were 6-2. The next season, Little was in Wisconsin as the new Athletic Director and head coach of the Badgers, and he led his charges to a two-year mark of 11-3-2. His teams displayed imagination and strength on offense, a unique ruggedness on defense. Little wound up his collegiate career as the Athletic Director at Rutgers, and then served as executive secretary of the National Football Foundation and Hall of Fame.



GEORGE FOSTER SANFORD

At the entrance to Rutgers Stadium, inscribed upon a bronze plaque, is a tribute to George Sanford. It was financed and installed by his players, the men "...he inspired to deeds beyond themselves." Undoubtedly, Sanford was an inspirational leader of men, a gentleman who excelled as both player and coach. Sanford played center on the 1891 and 1892 Yale teams which held each of their 26 opponents scoreless. Though he was never chosen to an All-America team, a 1927 poll named him the all-time Yale center. Sanford began his coaching career at Columbia (1899-1901), called in to revive the football program which had been abandoned after the 1891 campaign. His 1899 team defeated Yale for the first time ever, and it was at Columbia that Sanford developed the famous "Flying Hurdle Play" which saw Harold Weekes catapulted over the line of scrimmage. Moving to Rutgers (1913-23), Sanford had marked success as his club rolled to a 56-32-5 record. He was hailed as a "miracle worker" in 1917, after his Rutgers team beat the heavily-favored Newport Naval Reserve All-Stars, 14-0. Between his teams at Columbia and Rutgers, Sanford devoted his energy toward a successful insurance brokerage business.

RUTGERS ALL-AMERICANS



HOWARD TALMAN
Offensive Guard 1913
Halfback 1914
Fullback 1915



BOB "NASTY" NASH
Offensive Tackle 1914



JOHN TOOHEY
Defensive Tackle 1914



HARRY J. ROCKAFELLER
End 1915



AL GARRETT
Offensive Guard 1916



PAUL ROBESON
End 1917, 1918



FRANK KELLEY
Running Back 1919



HENRY BENKERT
Halfback 1923



HOMER HAZEL
End 1923
Fullback 1924



JACK GROSSMAN
Defensive Back 1931:
Honorable Mention, AP



FRANK BURNS
Quarterback 1949:
Honorable Mention, AP




JOE DADDARIO
Center 1953:
Honorable Mention, UPI



BRIAN O'HEARN
Center 1954:
Honorable Mention, AP



BOB HOWARD
Offensive Guard 1955:
Honorable Mention, AP



BILL AUSTIN
Running Back 1958:
First Team, AP



BOB SIMMS
End 1958:
Honorable Mention, AP



ALEX KROLL
Center 1960:
Honorable Mention, AP
1961:
First Team AP,
NEA, Sports Review



STEVE SIMMS
Fullback 1960:
Honorable Mention, AP
1961:
Honorable Mention, AP



RICH POLISCASTRO
Quarterback 1969:
Honorable Mention, AP



LARRY CHRISTOFF
Tight End 1972:
Honorable Mention, AP

HISTORY & TRADITION




"JJ" JENNINGS
Running Back 1973:
Honorable Mention, AP



NATE TORAN
Defensive Tackle 1975:
Third Team, AP
1976:
Second Team, AP
First Team, Kodak



JOHN ALEXANDER
Defensive Tackle 1976:
Honorable Mention, AP



JIM HUGHES
Linebacker 1976:
Honorable Mention, AP



HENRY JENKINS
Defensive Back 1976:
Honorable Mention, AP



MARK TWITTY
Wide Receiver 1976:
Honorable Mention, AP




ED STEWARD
Linebacker 1978:
Honorable Mention, AP



DINO MANGIERO
Defensive Tackle 1978:
Third Team, AP



DERON CHERRY
Defensive Back 1980:
Honorable Mention, AP



KEN SMITH
Defensive Back 1980:
Honorable Mention, AP



KEVIN KURDYLA
Offensive Tackle 1980:
Honorable Mention, AP



ED MCMICHAEL
Quarterback 1980:
Honorable Mention, AP



TIM ODELL
Wide Receiver 1980:
Honorable Mention, AP



JIM DUMONT
Linebacker 1982:
Honorable Mention, AP



ALEX FALCINELLI
Placekicker 1982:
Honorable Mention, AP



JOHN OWENS
Offensive Guard 1983:
Honorable Mention, AP



ALAN ANDREWS
Tight End 1984:
Second Team, AP



ANDREW BAKER
Flanker 1984:
Honorable Mention, AP



HAROLD YOUNG
Defensive Back 1984:
Honorable Mention,
Sporting News



TYRONNE STOWE
Linebacker 1985:
Honorable Mention, AP
1986:
Honorable Mention, AP



BRIAN COBB
Flanker 1987:
Honorable Mention, AP



ALEC HOKE
Defensive End 1987:
Honorable Mention, AP



GEORGE BANKOS
Defensive Tackle 1988:
Honorable Mention, AP



SCOTT ERNEY
Quarterback 1988:
Honorable Mention, AP



MATT O'CONNELL
Punter 1988:
Honorable Mention, AP



STEVE TARDY
Offensive Tackle 1988:
Honorable Mention, AP



ERIC YOUNG
Wide Receiver 1988:
Honorable Mention, AP



JIM GUARANTANO
Wide Receiver 1992:
Honorable Mention, UPI



BRUCE PRESLEY
Running Back 1992:
Second Team (Freshman),
Football News



TERRELL WILLIS
Running Back 1993:
First Team (Freshman),
Football News
Honorable Mention, UPI
1994:
Honorable Mention, UPI



MARCO BATTAGLIA
Tight End 1994:
Honorable Mention, UPI
1995:
Consensus First Team AP,
Walter Camp, Football
Coaches Association,
Football Writers Association,
Football News, Pro and
College Football News
Weekly, UPI



ALFRED PETERSON
Defensive End 2001:
Third Team (Freshman),
The Sporting News



BRIAN LEONARD
Fullback 2003:
Freshman, College
Football News
2004:
First Team, Pro
Football Weekly
2005:
First Team, Pro
Football Weekly
2006:
First Team, Pro Football
Weekly, ESPN.com



JEREMY ITO
Placekicker 2004:
Freshman, The
Sporting News
2006:
Honorable Mention, SI.com



RYAN NEILL
Defensive End 2005:
Honorable Mention, SI.com

HISTORY & TRADITION



COURTNEY GREENE

Safety 2005:
(Freshman), Football Writers Association of America, First Team (Freshman), College Football News, Second Team (Freshman), Rivals Third Team (Freshman), The Sporting News



RAY RICE

Running Back 2005:
Third Team (Freshman), The Sporting News
2006:
Second Team, AP, Walter Camp, The Sporting News, Rivals, SI.com
2007:
Second Team, AP, Walter Camp, The Sporting News, SI.com, Scout.com



ERIC FOSTER

Defensive Tackle 2006:
First Team, Football Writers of America
2007:
Second Team, The Sporting News



ANTHONY DAVIS

Offensive Line 2007:
First Team (Freshman), The Sporting News, Rivals Second Team (Freshman), College Football News, Scout.com
2009:
Second Team, Walter Camp Football Foundation
Third Team, Sporting News, Honorable Mention, Pro Football Weekly



JOE LEFEGED

Safety 2007:
Honorable Mention (Freshman), The Sporting News, Scout.com



KENNY BRITT

Wide Receiver 2008:
Third Team, Associated Press, Phil Steele
Honorable Mention, SI.com



DEVIN MCCOURTY

Defensive Back 2009:
Honorable Mention, Pro Football Weekly



MOHAMED SANU

Wide Receiver 2009:
Honorable Mention (Freshman), CollegeFootballNews.com
2011:
Fourth Team, Phil Steele
Honorable Mention, SI.com



TOM SAVAGE

Quarterback 2009:
First Team (Freshman), Football Writers Association of America, Third Team (Freshman), Phil Steele's Magazine
Honorable Mention (Freshman), CollegeFootballNews.com



SCOTT VALLONE

Defensive Line 2009:
First Team (Freshman), Football Writers Association of America
First Team (Freshman), Phil Steele's Magazine
Honorable Mention (Freshman), CollegeFootballNews.com



KHASEEM GREENE

Linebacker 2011:
Third Team, Phil Steele
Honorable Mention, SI.com
2012:
Second Team, Walter Camp Football Foundation, SI.com
Third Team, Associated Press, CBSSports.com



KALEB JOHNSON

Offensive Line 2011:
First Team (Freshman), Football Writers Association of America
Second Team (Freshman), Rivals.com



TYLER KROFT

Tight End 2013:
Honorable Mention, SI.com



STEVE LONGA

Linebacker 2013:
First Team (Freshman), Sporting News
Second Team (Freshman), Athlon Sports



KEMOKO TURAY

Defensive End 2014:
First Team (Freshman), Football Writers Association of America, Scout (Freshman), Second Team

ALL-EAST SELECTIONS

1947	Frank Burns	First Team	QB	Mike Fisher	Honorable Mention, AP	RB
	Mike Kushinka	First Team	T	Mark Lassiter	Honorable Mention, AP	RB
1949	Bucky Hatchett	First Team, Collier's	TE	Dan Pfabe	Honorable Mention, AP	OG
1951	Jim Monahan	First Team	FB	Elvin Washington	Honorable Mention, AP	LB
1954	Brian O'Hearn	First Team, Collier's	C	1978	Tim Blanchard	First Team, ECAC
1955	Bob Howard	Second Team	OG		Second Team, AP	
1957	Bill Austin	First Team	RB	John Gallo	First Team, UPI/ECAC	OT
	Richard Oberlander	Honorable Mention		Jim Hughes	First Team, ECAC	LB
1958	Bill Austin	First Team	RB	Ed Steward	First Team, AP	NG
	Larry Muschiatti	Honorable Mention	OG	John Bucci	Second Team, AP	C
	Bob Simms	Honorable Mention	End	Dave Dorn	Second Team, AP	FL
	Charles Wermuth	Honorable Mention	End	Mark Freeman	Second Team, AP	DB
1959	Bob Simms	First Team	End	Kevin Kurdyla	Second Team, AP	OT
1960	Alex Kroll	First Team, ECAC	C	Glen Kehler	Honorable Mention, AP	FB
	Steve Simms	First Team, ECAC	RB	Dino Mangiero	Honorable Mention, AP	DT
1961	Alex Kroll	First Team, ECAC/First Team, AP	C	1979	Dino Mangiero	First Team, AP
	Sam Mudie	Third Team, AP	QB	Kennan Startzell	First Team, AP	PK
	Steve Simms	First Team, AP	FB	Deron Cherry	Second Team, AP	DB
1962	Tom Tappen	First Team, ECAC	TE	Dave Dorn	Second Team, AP	FL
1963	Tony Hoeflinger	First Team, ECAC	OG	Kevin Kurdyla	Second Team, AP	OT
1966	Jack Emmer	First Team, ECAC	SE	Ed McMichael	Honorable Mention, AP	QB
1967	Bruce Van Ness	First Team, ECAC	RB	Frank Naylor	Honorable Mention	C
	Rookie of the Year			Tim Odell	Honorable Mention, AP	WR
1968	Bryant Mitchell	First Team, ECAC	RB	Ken Smith	Honorable Mention, AP	DB
1969	Jim Benedict	First Team, AP	SE	1980	Tim Odell	First Team, AP
	Sam Chapman	Honorable Mention, AP	DB		Ken Smith	First Team, AP
	Steve Ferrughelli	Honorable Mention, AP	RB		Deron Cherry	Second Team, AP
	Rich Policastro	First Team, AP	QB		Kevin Kurdyla	Second Team, AP
	Lee Schneider	Honorable Mention, AP	LB		Ed McMichael	Second Team, AP
	Bruce Van Ness	Honorable Mention, AP	RB	1981	Jim Dumont	Honorable Mention, AP
1970	Sam Picketts	First Team, ECAC/HM, AP	LB		Frank Naylor	Honorable Mention, AP
	Larry Clymer	Second Team, AP	DB		Bill Pickel	Honorable Mention, AP
	Mike Kizis	Honorable Mention, AP	OT		Mike Rustemeyer	Honorable Mention, AP
	Mike Pellowski	Honorable Mention, AP	DT	1982	Jim Dumont	First Team, AP
1971	Sam Picketts	First Team, ECAC	LB		Andrew Baker	Second Team, AP
	Second Team, AP				Alex Falcinelli	Second Team, AP
	Ed Jones	Honorable Mention, AP	DB		Keith Woetzell	Second Team, AP
	Larry Christoff	First Team, AP	TE		Bill Beschner	Honorable Mention, AP
	"JJ" Jennings	First Team, ECAC/AP	RB		Bill Houston	Honorable Mention, AP
	Andy Tighe	First Team, ECAC	OG		Bryant Moore	Honorable Mention, AP
	Leo Gasienica	Honorable Mention, AP	QB	1983	Jim Dumont	First Team, AP
	Dave Rinehimer	Honorable Mention, AP	OG		John Owens	First Team, AP
1973	"JJ" Jennings	First Team, ECAC/AP	RB		Alan Andrews	Second Team, AP
	Steve Allen	Second Team, AP	DT		Joe DiGilio	Second Team, AP
	Ed Jones	Second Team, AP	DB		Jeff Kurdyla	Second Team, AP
	Andy Tighe	Second Team, AP	OG		Tom Angstadt	Honorable Mention, AP
	Tom Sweeney	Honorable Mention, AP	SE		Andrew Baker	Honorable Mention, AP
1974	Tom Holmes	First Team, ECAC/HM, AP	LB		Bill Beshner	Honorable Mention, AP
	Ed Jones	First Team, ECAC/NY Times	DB		Bob Dumont	Honorable Mention, AP
	Paul Krasnavage	First Team, ECAC/NY Times	DT		Bill Houston	Honorable Mention, AP
	Nate Toran	First Team, AP/NY Times	DE	1984	Alan Andrews	First Team, AP
	Andy Zdobylak	First Team, ECAC/HM, AP	C		Andrew Baker	First Team, AP
	Tony Pawlik	Honorable Mention, AP	DB		Joe DiGilio	Second Team, AP
1975	Curt Edwards	First Team, ECAC	FB		George Pickel	Second Team, AP
	Tony Ray	First Team, ECAC	OG		Albert Smith	Second Team, AP
	Nate Toran	First Team, AP/ECAC	DE		Tyronne Stowe	Second Team, AP
	John Alexander	Honorable Mention, AP/ECAC	DT		Harold Young	Second Team, AP
	Jim Teatom	Honorable Mention, ECAC	SS		Tom Angstadt	Honorable Mention, AP
	Mark Twitty	Honorable Mention, ECAC	WR		Eric Hochberg	Honorable Mention, AP
1976	John Alexander	First Team, ECAC/HM, AP	DT		Roy Oake	Honorable Mention, AP
	Jim Hughes	First Team, ECAC/HM, AP	LB	1985	Tyronne Stowe	First Team, AP
	Nick Sauter	First Team, ECAC	OT		Lee Getz	Second Team, AP
	Nate Toran	First Team, ECAC/AP	DE		Jean Austin	Honorable Mention, AP
	Mark Twitty	First Team, ECAC/HM, AP	SE		Matt O'Connell	Honorable Mention, AP
	Jim Teatom	Honorable Mention, ECAC	SS		George Pickel	Honorable Mention, AP
1977	Bob Davis	First Team, ECAC/HM, AP	FS		Albert Smith	Honorable Mention, AP
	Dan Gray	Second Team, AP	DT		Steve Twamley	Honorable Mention, AP
	John Gallo	Honorable Mention, AP	OT	1986	Lee Getz	First Team, ECAC
	Bert Kosup	Honorable Mention, AP	QB		Honorable Mention, AP	

HISTORY & TRADITION



	Tyrone Stowe	First Team, AP/ECAC	LB
	Harry Swayne	First Team, ECAC	DT
	Second Team, AP		
	Mike Dillon	Second Team, AP	C
	Matt Bachman	Honorable Mention, AP	LB
	Brian Cobb	Honorable Mention, AP	FL
	Bruce Campbell	Honorable Mention, AP	TE
	Matt Prescott	Honorable Mention, AP	RB
1987	Alec Hoke	First Team, AP	DE
	Brian Cobb	Second Team, AP	FL
	Jean Austin	Honorable Mention, AP	DB
	Scott Erney	Honorable Mention, AP	QB
	Henry Henderson	Honorable Mention, AP	RB
	Curtis Stephens	Honorable Mention, AP	FB
	Steve Tardy	Honorable Mention, AP	OT
	Sean Washington	Honorable Mention, AP	DB
	Eric Young	Honorable Mention, AP	WR
1988	George Bankos	First Team, ECAC	DT
	Matt O'Connell	First Team, AP	P
	Scott Erney	Second Team, AP	QB
	Steve Tardy	Second Team, AP	OT
	Eric Young	Second Team, AP	WR
	Carter Giles	Honorable Mention, AP	DT
	Brett Mersola	Honorable Mention, AP	WR
	Carmen Sclafani	Honorable Mention, AP	PK
1989	Jim Cann	Honorable Mention, AP	RB
	Doug Giesler	First Team, AP/ECAC	PK
	Jeff Erickson	Honorable Mention, AP	OL
	Scott Erney	Honorable Mention, AP	QB
	Gary Melton	Honorable Mention, AP	Spec.
	Steve Tardy	Honorable Mention, AP	OL
	Pat Udovich	Honorable Mention, AP	LB
1990	Ron Allen	First Team, AP/ECAC	Spec.
	Scott Miller	First Team, ECAC	DL
	Second Team, AP		
	Tekay Dorsey	Second Team, AP	FB
	Allen Mitchell	Second Team, AP	OT
	Bill Bailey	Honorable Mention, AP	RB
	James Jenkins	Honorable Mention, AP	TE
	Elcardo Webster	Honorable Mention, AP	LB
1991	Ron Allen	Honorable Mention, ECAC	DB
	Travis Broadbent	First Team, AP/ECAC	C
	Marshall Roberts	First Team, ECAC	Spec.
	Second Team, AP		
	Elcardo Webster	First Team, AP/ECAC	LB
	Jay Bellamy	Second Team, AP	DB
	Jim Guarantano	Second Team, AP	WR
	Malik Jackson	Second Team, AP	DB
1992	Travis Broadbent	First Team, ECAC	C
	Second Team, AP		
	Jim Guarantano	First Team, AP	WR
	Malik Jackson	First Team, ECAC	DB
	Shawn Williams	First Team, AP/ECAC	LB
	Jay Bellamy	Second Team, AP	DB
1993	Andrew Beckett	First Team, ECAC	DL
	Terrell Willis	Second Team, ECAC	RB
1994	Keif Bryant	First Team, ECAC	DT
	Ken Dammann	First Team, ECAC	OT
1995	Marco Battaglia	First Team, ECAC	TE
	Jim Guarnera	First Team, ECAC	DL
	Terrell Willis	First Team, ECAC	RB
1996	Rashod Swinger	First Team, ECAC	DT
1997	Wayne Hampton	First Team, ECAC	DE
1998	Aaron Brady	First Team, Football News	LB
	Reggie Stephens	First Team, Football News	CB
1999	Wayne Hampton	Second Team ECAC	DE
	Dax Strohmeier	Second Team ECAC	LB
2001	L.J. Smith	ECAC First Team	TE
2002	Gary Brackett	First Team ECAC	LB
	Nate Jones	First Team ECAC (HM)	KR
	LJ Smith	First Team ECAC	TE
2003	Raheem Orr	First Team ECAC	DE
	Jarvis Johnson	Second Team ECAC	DB

	Nate Jones	Second Team ECAC	KR
2004	Clark Harris	First Team ECAC	TE
	Tres Moses	First Team ECAC	WR
	Ryan Neill	Second Team ECAC	DL
2005	Ryan Neill	First Team ECAC	DE
	Willie Foster	First Team ECAC	KR/PR
	John Glass	First Team ECAC	OL
	Clark Harris	First Team ECAC	TE
2006	Eric Foster	First Team ECAC	DT
	Clark Harris	First Team ECAC	TE
	Joe Radigan	First Team ECAC	P
	Ray Rice	First Team ECAC	RB
	Jeremy Zuttah	First Team ECAC	OL
2007	Eric Foster	First Team ECAC	DT
	Ray Rice	First Team ECAC	RB
	Tiquan Underwood	First Team ECAC	WR
	Jeremy Zuttah	First Team ECAC	OL
2008	Kenny Britt	First Team ECAC	WR
	Courtney Greene	First Team ECAC	DB
2011	Mohamed Sanu	First Team ECAC	WR
	Khaseem Greene	First Team ECAC	LB
	Duron Harmon	First Team ECAC	DB
	Justin Doerner	First Team ECAC	P
2012	Khaseem Greene	First Team ECAC/	LB
	ECAC Player of the Year		
	Logan Ryan	First Team ECAC	DB
	Scott Vallone	First Team ECAC	DT

ALL-CONFERENCE SELECTIONS

Total Selections (110) - Big Ten (12), American (4), Big East (94)

2016 -	Blessuan Austin (CB) HM (Media)	Ramel Meekins (DT) Second Team
	Tariq Cole (OL) HM (Coaches)	Pedro Sosa (OT) Second Team
2015 -	Janarion Grant (KR) Second Team (Media),	Cameron Stephenson (OL) Second Team
	Third Team (Coaches)	Devraun Thompson (LB) Second Team
	Leonte Carroo (WR) Third Team (Media),	Jamaal Westerman (DE) Second Team
	HM (Coaches)	
	Steve Longa (LB) Third Team (Media),	2005 -
	HM (Coaches)	Ryan Neill (DE) First Team
	Keith Lumpkin (OL) HM (Coaches & Media)	Clark Harris (TE) First Team
	Chris Muller (OL) HM (Media)	John Glass (OL) First Team
	Quentin Gause (LB) HM (Media)	Willie Foster (KR/PR) First Team/ Special Teams Player of the Year
		Brian Leonard (RB) Second Team
2014 -	Leonte Carroo (WR) First Team (Media),	Tres Moses (WR) Second Team
	HM (Coaches)	
	Kaleb Johnson (OL) HM (Media & Coaches)	2004 -
	Darius Hamilton (DL) HM (Media)	Ryan Neill (DE) First Team
	Kemoko Turay (DL) HM (Media)	Clark Harris (TE) First Team
		Tres Moses (WR) First Team
		Brian Leonard (RB) First Team
2013 -	Paul James (RB) First Team	John Glass (OL) Second Team
	Tyler Kroft (TE) First Team	
	Betim Bujari (OL) Second Team	2003 -
	Janarion Grant (KR) Second Team	Raheem Orr (DE) First Team
		Nate Jones (KR) Second Team
2012 -	Khaseem Greene (LB) First Team/ Defensive Player of the Year	2002 -
	Antwan Lowery (OL) First Team	Nate Jones (KR) First Team/ Co-Special Teams Player of the Year
	Duron Harmon (S) First Team	Shawn Seabrooks (DB) Second Team
	Logan Ryan (CB) First Team	
	Scott Vallone (DL) First Team	2001 -
	Brandon Coleman (WR) Second Team	L.J. Smith (TE) Second Team
	Jawan Jamison (RB) Second Team	
	Kaleb Johnson (OL) Second Team	2000 -
		Rich Mazza (OL) Second Team
2011 -	Khaseem Greene (LB) First Team/ Co-Defensive Player of the Year	Wes Robertson (LB) Second Team
	Art Forst (OL) First Team	
	Duron Harmon (DB) First Team	1999 -
	Mohamed Sanu (WR) First Team	Shaun O'Hara (OL) First Team
	Jeremy Deering (KR) Second Team	Wayne Hampton (DL) Second Team
	Justin Doerner (P) Second Team	
	Logan Ryan (DB) Second Team	1998 -
	Desmond Wynn (OL) Second Team	Shaun O'Hara (OL) Second Team
		Wayne Hampton (DL) Second Team
2010 -	Joe Lefeged (DB) Second Team	Tosh Riddick (KR) Second Team
2009 -	Anthony Davis (OL) First Team	1997 -
	Devin McCourty (DB) First Team	Brian Sheridan (LB) Second Team
	Tim Brown (WR) Second Team	Jared Sloan (P) Second Team
2008 -	Kenny Britt (WR) First Team	1995 -
	Courtney Greene (DB) First Team	Marco Battaglia (TE) First Team/ Offensive Player of the Year
	Anthony Davis (OL) Second Team	Robert Barr (OL) First Team
	Ryan D'Imperio (LB) Second Team	Terrell Willis (RB) First Team
	Jamaal Westerman (DL) Second Team	Chris Kennedy (OL) Second Team
2007 -	Eric Foster (DT) First Team	1994 -
	Ray Rice (RB) First Team	Terrell Willis (RB) First Team
	Tiquan Underwood (WR) First Team	Marco Battaglia (TE) Second Team
	Jeremy Zuttah (OT) First Team	Ken Dammann (OL) Second Team
	Kenny Britt (WR) Second Team	Robert Sneathen (LB) Second Team
	Courtney Greene (DB) Second Team	Mark Washington (DB) Second Team
	Pedro Sosa (OL) Second Team	
		1993 -
2006 -	Eric Foster (DT) First Team	Chris Brantley (WR) First Team
	Clark Harris (TE) First Team	Terrell Willis (RB) First Team, (R Sp.), Second Team/Rookie of the Year
	Joe Radigan (P) First Team	Andrew Beckett (DL) Second Team
	Ray Rice (RB) First Team	Scott Vaughn (OL) Second Team
	Jeremy Zuttah (OT) First Team	
	Ron Girault (DB) Second Team	1992 -
	Courtney Greene (DB) Second Team	Jim Guarantano (WR) First Team
	Jeremy Ito (PK) Second Team	Jay Bellamy (DB) Second Team
	Brian Leonard (RB) Second Team	Craig Mitter (RB) Second Team
		Bruce Presley (RB) Rookie of the Year
		Shawn Williams (LB) Second Team
		1991 -
		Elnardo Webster (LB) First Team
		Malik Jackson (DB) First Team
		Jay Bellamy (DB) Second Team
		Jim Guarantano (WR) Second Team
		Travis Broadbent (OL) Second Team

HM = Honorable Mention

HISTORY & TRADITION



MOHAMED SANU AND LOGAN RYAN AT SUPER BOWL LI

KNIGHTS IN THE NFL

The following list chronicles each member of the Scarlet Knights who went on to play football at the next level.

Player	Pos.	Years at RU	NFL Organization	Round	Pick	Year
Carlton Agudosi	WR	2013-16	Arizona Cardinals	Free Agent		2017
Anthony Cioffi	DB	2013-16	Oakland Raiders	Free Agent		2017
Chris Muller	OL	2012-16	Denver Broncos	Free Agent		2017
Andre Patton	WR	2012-16	Los Angeles Chargers	Free Agent		2017
Leonte Carroo	WR	2012-15	Miami Dolphins	3	86	2016
Sam Bergen	FB	2010-15	Tennessee Titans	Free Agent		2016
Quentin Gause	LB	2011-15	Philadelphia Eagles	Free Agent		2016
Steve Longa	LB	2012-15	Seattle Seahawks	Free Agent		2016
Keith Lumpkin	OL	2011-15	Buffalo Bills	Free Agent		2016
Tyler Kroft	TE	2011-14	Cincinnati Bengals	3	85	2015
Michael Burton	FB	2010-14	Detroit Lions	5	168	2015
Kaleb Johnson	OL	2011-14	Baltimore Ravens	Free Agent		2015
Kevin Snyder	LB	2011-14	Detroit Lions	Free Agent		2015
Andrew Turzilli	WR	2014	Tennessee Titans	Free Agent		2015
Brandon Coleman	WR	2011-13	New Orleans Saints	Free Agent		2014
Jeremy Deering	DB	2010-13	New England Patriots	Free Agent		2014
Jamal Merrell	LB	2010-13	Tennessee Titans	Free Agent		2014
Jamil Merrell	DL	2010-13	Chicago Bears	Free Agent		2014
Quron Pratt	WR	2009-13	Philadelphia Eagles	Free Agent		2014
Marcus Thompson	DL	2010-13	Miami Dolphins	Free Agent		2014
Logan Ryan	CB	2009-12	New England Patriots	3	83	2013
Duron Harmon	FS	2009-12	New England Patriots	3	91	2013
Khaseem Greene	LB	2008-12	Chicago Bears	4	117	2013
D.C. Jefferson	TE	2008-12	Arizona Cardinals	7	219	2013
Jawan Jamison	RB	2010-12	Washington Redskins	7	228	2013
Steve Beauharnais	LB	2009-12	New England Patriots	7	235	2013
Marcus Cooper	CB	2008-12	San Francisco 49ers	7	252	2013
R.J. Dill	OT	2012	Jacksonville Jaguars	Free Agent		2013
Mark Harrison	WR	2009-12	Chicago Bears	Free Agent		2013
Tim Wright	WR	2008-12	Tampa Bay Buccaneers	Free Agent		2013
Brandon Jones	CB	2008-12	New England Patriots	Free Agent		2013
Ka'Lial Glaud	LB	2009-12	Tampa Bay Buccaneers	Free Agent		2013
Mohamed Sanu	WR	2009-11	Cincinnati Bengals	3	83	2012
Justin Francis	DL	2007-11	New England Patriots	Free Agent		2012
Eric LeGrand	DT	2008-11	Tampa Bay Buccaneers	Free Agent		2012
Joe Martinek	RB	2007-11	New York Giants	Free Agent		2012
Desmond Stapleton	OL	2007-11	Pittsburgh Steelers	Free Agent		2012
Desmond Wynn	OL	2007-11	Tampa Bay Buccaneers	Free Agent		2012
Howard Barbieri	OL	2006-10	Houston Texans	Free Agent		2011
Brandon Bing	CB	2007-10	New York Giants	Free Agent		2011
Jonathan Freeny	DE	2007-10	Miami Dolphins	Free Agent		2011
Joe Lefeged	DB	2007-10	Indianapolis Colts	Free Agent		2011
Alex Silvestro	DE	2007-10	New England Patriots	Free Agent		2011
Anthony Davis	OL	2007-09	San Francisco 49ers	1	11	2010
Devin McCourty	CB	2005-09	New England Patriots	1	27	2010
Player	Pos.	Years at RU	NFL Organization	Round	Pick	Year
Ryan D'Imperio	FB	2006-09	Minnesota Vikings	7	237	2010
Tim Brown	WR	2006-09	New York Giants	Free Agent		2010
Jack Corcoran	FB	2006-09	Houston Texans	Free Agent		2010

Player	Pos.	Years at RU	NFL Organization	Round	Pick	Year
Kevin Haslam	OL	2005-09	Jacksonville Jaguars	Free Agent		2010
George Johnson	DE	2006-09	Tampa Bay Buccaneers	Free Agent		2010
Kenny Britt	WR	2006-08	Tennessee Titans	1	30	2009
Mike Teel	QB	2004-08	Seattle Seahawks	6	178	2009
Jason McCourty	DB	2005-08	Tennessee Titans	6	203	2009
Courtney Greene	DB	2005-08	Seattle Seahawks	7	245	2009
Tiquan Underwood	WR	2005-08	Jacksonville Jaguars	7	253	2009
Kevin Brock	TE	2004-08	Carolina Panthers	Free Agent		2009
Kevin Malast	LB	2005-08	Chicago Bears	Free Agent		2009
Jamaal Westerman	DL	2004-08	New York Jets	Free Agent		2009
Ray Rice	RB	2005-07	Baltimore Ravens	2	55	2008
Jeremy Zuttah	OL	2004-07	Tampa Bay Buccaneers	3	83	2008
Eric Foster	DT	2003-07	Indianapolis Colts	Free Agent		2008
Brandon Renkart	LB	2003-07	New York Jets	Free Agent		2008
Pedro Sosa	OL	2004-07	Miami Dolphins	Free Agent		2008
Ron Girault	DB	2004-07	Kansas City Chiefs	Free Agent		2008
Mike Fladell	OL	2003-07	New York Giants	Free Agent		2008
Brian Leonard	RB	2002-06	St. Louis Rams	2	52	2007
Cameron Stephenson	OG	2003-06	Pittsburgh Steelers	5	156	2007
Clark Harris	TE	2002-06	Green Bay Packers	7	243	2007
Ramel Meekins	DT	2003-06	Indianapolis Colts	Free Agent		2007
Joe Porter	CB	2003-06	New Orleans Saints	Free Agent		2007
Derrick Roberson	CB	2003-06	Houston Texans	Free Agent		2007
Darnell Stapleton	C	2005-06	Pittsburgh Steelers	Free Agent		2007
Chris Baker	WR	2001-05	San Francisco 49ers	Free Agent		2006
Val Barnaby	DE	2002-05	Detroit Lions	Free Agent		2006
Sameeh McDonald	OL	2001-05	Detroit Lions	Free Agent		2006
Tres Moses	WR	2002-05	Baltimore Ravens	Free Agent		2006
Ryan Neill	DE	2001-05	Buffalo Bills	Free Agent		2006
Gary Gibson	DT	2001-04	Baltimore Ravens	Free Agent		2005
David Harley	DT	2003-04	Minnesota Vikings	Free Agent		2005
Jarvis Johnson	DB	2001-04	Baltimore Ravens	Free Agent		2005
J'Vonne Parker	DT	2004	Cleveland Browns	Free Agent		2005
Nathan Jones	DB	2000-03	Dallas Cowboys	7	205	2004
Raheem Orr	DE	1999-03	Houston Texans	7	210	2004
Brandon Haw	DB	1999-03	Philadelphia Eagles	Free Agent		2004
LJ Smith	TE	1999-02	Philadelphia Eagles	2	61	2003
Gary Brackett	LB	1999-02	Indianapolis Colts	Free Agent		2003
Trohn Carswell	OL	2000-02	Carolina Panthers	Free Agent		2003
Aaron Martin	WR	1999-02	Dallas Cowboys	Free Agent		2003
Dennis Thomas	RB	1996-01	Kansas City Chiefs	Free Agent		2002
Mike McMahon	QB	1997-00	Detroit Lions	5	149	2001
Walter King	WR	1996-00	New York Jets	Free Agent		2001
Rich Mazza	OL	1997-00	Detroit Lions	Free Agent		2001
Wesley Robertson	DL	1998-00	Kansas City Chiefs	Free Agent		2001
Wayne Hampton	DE	1997-99	San Diego Chargers	Free Agent		2000
Shaun O'Hara	OL	1995-99	Cleveland Browns	Free Agent		2000
Dax Strohmeier	LB	1995-99	New York Jets	Free Agent		2000
Billy Woodard	TE	1997-98	Seattle Seahawks	Free Agent		2000
Aaron Brady	LB	1995-98	New York Giants	Free Agent		1999
Bill Powell	WR	1995-98	Dallas Cowboys	Free Agent		1999
Reggie Stephens	DB	1997-98	New York Giants	Free Agent		1999
Jared Sloan	P	1992-97	Washington Redskins	Free Agent		1998
Ezra Johnson	RB	1995	New York Jets	Free Agent		1997
Rashod Swinger	DT	1993-96	San Diego Chargers	Free Agent		1997
Marco Battaglia	TE	1992-95	Cincinnati Bengals	2	39	1996
Robert Barr	OT	1994-95	Seattle Seahawks	3	77	1996
Matt Brown	OG	1994-95	San Diego Chargers	Free Agent		1996
Jim Guarnera	DE	1993-95	San Francisco 49ers	Free Agent		1996
Rob Higgins	QB	1994-95	San Diego Chargers	Free Agent		1996
Chris Kennedy	OG	1992-95	New York Giants	Free Agent		1996
Dan Latore	TE	1994-95	Detroit Lions	Free Agent		1996
Ray Lucas	QB	1992-95	New England Patriots	Free Agent		1996
Bruce Presley	RB	1992-95	Indianapolis Colts	Free Agent		1996
Rudy Smith	DE	1994-95	Dallas Cowboys	Free Agent		1996
Mark Washington	DB	1992-95	New York Giants	Free Agent		1996
Terrell Willis	RB	1993-95	New York Jets	Free Agent		1996
Keif Bryant	DE	1991-94	Seattle Seahawks	7	216	1995
Wes Bridges	FB	1991-94	Philadelphia Eagles	Free Agent		1995
Alcides Catanho	LB	1991-94	New England Patriots	Free Agent		1995
Ken Dammann	OT	1991-94	Washington Redskins	Free Agent		1995

HISTORY & TRADITION



Player	Pos.	Years at RU	NFL Organization	Round	Pick	Year
Robert Sneathen	DE	1991-94	Philadelphia Eagles	Free Agent		1995
Chris Brantley	WR	1990-93	Los Angeles Rams	4	108	1994
Andrew Beckett	DL	1990-93	Cincinnati Bengals	Free Agent		1994
Jay Bellamy	DB	1990-93	Seattle Seahawks	Free Agent		1994
Mario Henry	WR	1992-93	New England Patriots	Free Agent		1994
Scott Vaughn	OT	1992-93	Denver Broncos	Free Agent		1994
James Guarantano	WR	1989-92	San Diego Chargers	Free Agent		1993
Craig Mitter	RB	1991-92	New York Giants	Free Agent		1993
Shawn Williams	LB	1989-92	New York Jets	Free Agent		1993
Elardo Webster	LB	1988-91	Pittsburgh Steelers	9	235	1992
Ron Allen	DB	1988-91	Philadelphia Eagles	Free Agent		1992
Tim Christ	OG	1988-91	Philadelphia Eagles	Free Agent		1992
Gary Melton	WR	1988-91	Washington Redskins	Free Agent		1992
James Jenkins	DE/TE	1987-90	Washington Redskins	Free Agent		1991
Jean Austin	DB	1984-87	Dallas Cowboys	Free Agent		1988
Brian Cobb	WR	1985-87	Pittsburgh Steelers	Free Agent		1988
Sean Washington	DB	1986-87	Dallas Cowboys	Free Agent		1988
Harry Swayne	DT	1983-86	Tampa Bay Buccaneers	7	190	1987
Matt Bachman	LB	1983-86	New York Jets	Free Agent		1987
Lee Getz	OG	1983-86	Pittsburgh Steelers	Free Agent		1987
Tyronne Stowe	LB	1983-86	Pittsburgh Steelers	Free Agent		1987
Tony Sagnella	DT	1982-85	Washington Redskins	Free Agent		1986
Albert Smith	RB	1982-85	New York Giants	Free Agent		1986
Vernon Williams	RB	1982-85	Chicago Bears	Free Agent		1986
Alan Andrews	TE	1982-84	Pittsburgh Steelers	7	187	1985
Andrew Baker	WR	1981-84	Pittsburgh Steelers	Free Agent		1985
Boris Pendergrass	WR	1982-84	Washington Redskins	Free Agent		1985
Harold Young	DB	1981-84	Los Angeles Raiders	Free Agent		1985
Jim Dumont	LB	1980-83	Cleveland Browns	7	190	1984
Bob Dumont	LB	1981-83	Los Angeles Rams	Free Agent		1984
Carl Howard	DB	1981-83	Dallas Cowboys	Free Agent		1984
Bill Pickel	DT	1979-82	Los Angeles Raiders	2	54	1983
Keith Woetzel	LB	1980-82	Miami Dolphins	7	195	1983
Joe Burke	RB	1981-82	Dallas Cowboys	Free Agent		1983
Tony Cella	OT	1979-82	Seattle Seahawks	Free Agent		1983
Alex Falcinelli	PK	1980-82	St. Louis Cardinals	Free Agent		1983
Rich Spitzer	OT	1980-82	Seattle Seahawks	Free Agent		1983
Frank Naylor	C	1979-81	Seattle Seahawks	12	311	1982
David Dorn	WR	1977-80	Oakland Raiders	8	206	1981
Ted Blackwell	RB	1978-80	New York Jets	Free Agent		1981
Deron Cherry	DB	1978-80	Kansas City Chiefs	Free Agent		1981
Bill Hill	DB	1980	Cleveland Browns	Free Agent		1981
Kevin Kurdyla	OT	1977-80	New York Giants	Free Agent		1981
Tim Odell	WR	1977-80	Cincinnati Bengals	Free Agent		1981
Ken Smith	DB	1977-80	Detroit Lions	Free Agent		1981
Ed Steward	LB	1977-80	Denver Broncos	Free Agent		1981
John Fedorchak	C	1974-77	New York Jets	Free Agent		1980
Mark Freeman	DB	1978-79	New York Jets	Free Agent		1980
Dino Mangiero	DT	1976-79	Kansas City Chiefs	Free Agent		1980
Dan Gray	DT	1975-77	Detroit Lions	5	123	1978
John Alexander	OT	1973-76	Miami Dolphins	11	291	1977
Don Harris	DB	1975-76	Washington Redskins	11	300	1977
Ed Jones	DB	1971-74	Dallas Cowboys	9	226	1975
Tony Pawlik	DB	1972-74	New Orleans Saints	Free Agent		1975
"JJ" Jennings	RB	1971-73	Kansas City Chiefs	9	222	1974
Andy Tighe	OG	1971-73	New York Jets	Free Agent		1974
Larry Christoff	TE	1970-72	Baltimore Colts	Free Agent		1973
Mike Morgan Pellowski	LB	1968-70	New England Patriots	Free Agent		1971
Mike Yancheff	QB	1969-70	Los Angeles Rams			
Bruce Van Ness	RB	1967-69	Atlanta Falcons	5	112	1970
Lee Schneider	LB	1967-69	New York Giants			
Jack Emmer	WR	1964-66	New York Jets	13	327	1967
Bob Yaksick	QB	1960-62	Chicago Bears	19	262	1963
Sam Mudie	QB	1959-61	Pittsburgh Steelers	12	160	1962
Bob Simms	TE	1957-59	New York Giants	10	120	1960
Alex Kroll	C	1960-61	Los Angeles Rams	27	320	1959
Bill Austin	RB	1956-58	Washington Redskins	28	329	1959
Jim Monahan	RB	1949-51	Dallas Texans	25	290	1952
Bill Pennington	LB	1949-50	Baltimore Colts			
Leon Root	C	1948-50	Chicago Cardinals	30	355	1951
Robert D'Amato	RB	1949-51	Baltimore Colts			

Player	Pos.	Years at RU	NFL Organization	Round	Pick	Year
Herman Hering	RB	1946-49	Green Bay Packers	28	355	1950
Frank Burns	QB	1945-48	Philadelphia Eagles	2	19	1949
Art Price	B	1944	Pittsburgh Steelers	21	211	1945
Ken MacDonald	C	1940-41	Chicago Cardinals	28	264	1943
Bill Tranavitch	E	1937-39	Detroit Lions	8	66	1940
Harold Updike	T	1933	New York Yankees			
Nick Prisco	B	1930-32	Philadelphia Eagles			
Jack Grossman	B	1929-31	Brooklyn Dodgers			
Les Horton	B	1929-31	Newark Tornadoes			
Stanley Rosen	B	1926-28	Buffalo Bisons			
Art Burkhardt	OG	1925-27	New York Giants			
George Fraser	B	1926	New York Yankees			
John Lord	OG	1926	Staten Island Stapletons			
Henry Benkert	RB	1921-24	New York Giants			
Carl Waite	B	1921-23	Frankford Yellow Jackets			
John Alexander	T	1919	New York Giants			
James Dufft	OG	1919	Milwaukee Badgers			
Walter French	B	1918-19	Rochester Jeffersons			
Al Garrett	OG	1914-16, 19	Milwaukee Badgers			
Paul Robeson	E	1915-18	Akron Steels			
John Hasbrouck	B	1915	Rock Island Independents			
Bob Nash	T	1913-15	Buffalo All-Americans			

Note: First NFL Draft was in 1936

SCARLET KNIGHTS TO WIN A SUPER BOWL

Player	Position	Years at RU	NFL Organization	Notes	Super Bowl
Jonathan Freeny	DE	2007-10	New England Patriots	Reserve DE	LI
Duron Harmon	DB	2009-12	New England Patriots	Reserve DB	LI
Devin McCourty	FS	2005-09	New England Patriots	Starter	LI
Logan Ryan	CB	2010-12	New England Patriots	Starter	LI
Duron Harmon	DB	2009-12	New England Patriots	Reserve DB	XLIX
Devin McCourty	FS	2005-09	New England Patriots	Starter	XLIX
Logan Ryan	CB	2010-12	New England Patriots	Reserve CB	XLIX
Tim Wright	TE	2009-12	New England Patriots	Reserve TE	XLIX
Ray Rice	RB	2005-07	Baltimore Ravens	Starter at RB	XLVII
Alex Silvestro	DE	2007-10	Baltimore Ravens	Practice Squad	XLVII
Brandon Bing	CB	2007-10	New York Giants	Practice Squad	XLVI
Darnell Stapleton	OL	2005-06	Pittsburgh Steelers	Starter at RG	XLIII
Shaun O'Hara	C	1997-99	New York Giants	Captain and Starter	XLII
Gary Brackett	MLB	1999-2002	Indianapolis Colts	Starter at MLB	XLI
Harry Swayne	OL	1983-1986	Baltimore Ravens	Starter at RT	XXXV
Harry Swayne	OL	1983-1986	Denver Broncos	Starter at RT	XXXIII
Harry Swayne	OL	1983-1986	Denver Broncos	Backup at OT	XXXII
James Jenkins	TE	1987-1990	Washington Redskins	Reserve TE	XXVI
Bill Pickel	DT	1979-1982	Los Angeles Raiders	Reserve DT	XVIII

SCARLET KNIGHTS TO PLAY IN A SUPER BOWL

Player	Position	Years at RU	NFL Organization	Notes	Super Bowl
Jonathan Freeny	DE	2007-10	New England Patriots	Reserve DE	LI
Duron Harmon	DB	2009-12	New England Patriots	Reserve DB	LI
Devin McCourty	FS	2005-09	New England Patriots	Starter	LI
Logan Ryan	CB	2010-12	New England Patriots	Starter	LI
Mohamed Sanu	WR	2009-11	New England Patriots	Starter	LI
Duron Harmon	DB	2009-12	New England Patriots	Reserve DB	XLIX
Devin McCourty	FS	2005-09	New England Patriots	Starter	XLIX
Logan Ryan	CB	2010-12	New England Patriots	Reserve CB	XLIX
Tim Wright	TE	2009-12	New England Patriots	Reserve TE	XLIX
Anthony Davis	OL	2007-09	San Francisco 49ers	Starter at RT	XLVII
Ray Rice	RB	2005-07	Baltimore Ravens	Starter at RB	XLVII
Nate Jones	CB	2000-03	New England Patriots	Reserve at CB	XLVI
Devin McCourty	CB	2005-09	New England Patriots	Captain and Starter	XLVI
Alex Silvestro	DE	2007-10	New England Patriots	Reserve DE%	XLVI
Gary Brackett	MLB	1999-2002	Indianapolis Colts	Starter at MLB	XLIV
Eric Foster	DT	2004-07	Indianapolis Colts	Reserve DT	XLIV
Darnell Stapleton	OL	2005-06	Pittsburgh Steelers	Starter at RG	XLIII
Shaun O'Hara	C	1997-99	New York Giants	Captain and Starter	XLII
Gary Brackett	MLB	1999-2002	Indianapolis Colts	Starter at MLB	XLI
L.J. Smith	TE	1999-2002	Philadelphia Eagles	Starter at TE	XXXIX
Harry Swayne	OL	1983-1986	Baltimore Ravens	Starter at RT	XXXV
Harry Swayne	OL	1983-1986	Denver Broncos	Starter at RT	XXXIII
Harry Swayne	OL	1983-1986	Denver Broncos	Backup at OT	XXXII
Ray Lucas	QB	1992-1995	New England Patriots	Played on ST	XXXI
Harry Swayne	LT	1983-1986	San Diego Chargers	Starter at LT	XXIX
James Jenkins	TE	1987-1990	Washington Redskins	Reserve TE	XXVI
Bill Pickel	DT	1979-1982	Los Angeles Raiders	Reserve DT	XVIII



RUTGERS FOOTBALL HALL OF FAME



**MARCO
BATTAGLIA**



FRANK BURNS



"JJ" JENNINGS



**HARRY J.
ROCKAFELLER**



ERIC YOUNG

John Alexander '77 (1992)
 Ron Allen '91 (2008)
 Alan Andrews '85 (1994)
 William W. Austin '59 (1988)
 Andrew Baker '84 (1991)
 Thomas Turner Barr '13 (1990)
 Marco Battaglia '95 (2007)
 John Bateman, Head Coach 1960-72 (1991)
 David T. Bender '25 (1990)
 Henry Benkert '25 (1989)
 Elmer "Toady" Bracher '18 (1996)
 Gary Brackett '02 (2015)
 Chris Brantley '93 (2006)
 Philip Brett 1892 (1991)
 Travis Broadbent '92 (2004)
 Frank Burns '49 (1989)
 Deron Cherry '80 (1993)
 Larry Christoff '73 (1994)
 Dr. Hyman B. Copleman '29 (1989)
 John DeWitt 1886 (1990)
 James Dumont '84 (1990)
 Jack Emmer '67 (1992)
 Scott Erney '89 (1995)
 Alex Falcinelli '82 (2006)
 Dr. Joel Fertig, Team Dentist - 45 Years (1992)
 Al Garrett '19 (1991)
 Arthur Gottlieb '39 (2007)
 Dan Gray '78 (1994)
 Harvey Grimsley '50 (1993)
 John "Jack" Grossman '32 (1989)
 Jim Guarantano '93 (1999)
 Dick Hale '44 (2003)
 Harvey J. Harman, Head Coach 1938-41, 46-55 (1990)
 William "Bucky" Hatchett '50 (1991)
 Homer H. Hazel '25 (1988)
 Francis "Peaches" Heenan '34 (2000)
 Herman Hering '50 (1992)
 Anton "Tony" Hoefflinger '64 (1997)
 Jim Hughes '78 (1995)
 James "JJ" Jennings '75 (1989)
 Edward Jones '75 (1990)
 Glen Kehler '79 (1997)
 Frank Kelley '19 (1994)
 Albert Kosup '78 (2000)
 Alexander Kroll '62 (1988)
 Kevin Kurdyla '81 (1997)
 Mike Kushinka '49 (1991)
 William T. Leggett 1872 (1989)

Brian Leonard '07 (2016)
 George E. Little, Dir. of Athletics 1932-53 (1988)
 Ray Lucas '95 (2017)
 Dino Mangiero '80 (1992)
 Ed McMichael '80 (1993)
 Bryant Mitchell '69 (1992)
 James F. Monahan '52 (1990)
 Sam Mudie '62 (1994)
 Robert A. Nash '16 (1988)
 Tim Odell '81 (1996)
 John "By" O'Hearn '54 (1995)
 William Pellington '52 (1988)
 Bill Pickel '83 (1996)
 Sam Picketts '72 (1993)
 Lawrence "Larry" Pitt '39 (1998)
 Richard F. Policastro '70 (1990)
 John Powers, Equipment Manager 1931-75 (1993)
 Henry Pryor '50 (1994)
 Earl Read '50 (1996)
 MacAlpine Rendall '17 (2007)
 Paul L. Robeson '19 (1988)
 Harry Rockafeller '16 (1989)
 Leon Root '51 (1992)
 George Foster Sanford, Head Coach 1913-23 (1989)
 Lee Schneider '70 (1994)
 Robert Simms '60 (1990)
 Steve Simms '62 (1996)
 Andrew "Abe" Sivess '49 (2002)
 Ken Smith '81 (1998)
 Mike Stang, Athletic Trainer - 33 Years (1991)
 Kennan Startzell '80 (1995)
 Ed Steward '81 (1992)
 Tyronne Stowe '87 (1998)
 Harry Swayne '93 (2000)
 Howard Parker Talman '16 (1989)
 Steve Tardy '90 (2001)
 Charles Hoyt "Bus" Terrill '26 (1998)
 John Toohey '15 (1995)
 Nathaniel Toran '77 (1988)
 William Tranavitch '40 (1990)
 Arnold "Arnie" Truex '36 (1993)
 Vinnie Utz '42 (1991)
 Bruce Van Ness '70 (1991)
 Elnarado Webster '92 (1997)
 David A. "Sonny" Werblin '31 (1988)
 Terrell Willis '95 (2005)
 Shawn Williams '93 (2002)
 Walter Winika '36 (1992)
 John "Mike" Wittpenn '18 (1997)
 Eric Young '89 (2001)

LETTERWINNERS

-A-		Ashby, Kenneth - 1937	Beckett, Andrew - 1990-93	Blanchard, Tim - 1975-78
Abbott, R.J. (Mgr.) - 1920	Ashton, George - 1872	Beckford, William - 2003-06	Blanche, Scott - 1987-89	Blanche, Robert - 1958-60
Abreu, Manny - 2008-11	Astridge, Ron - 1968	Beckwith, Arthur - 1921	Blanton, John - 1987-89	Blaszczuk, Ryan - 2007-09
Acanfora, Gerry - 1960	Aston, Connor (Mgr.) - 2015-16	Beddoe, Gary - 1983	Blauvelt, Louis - 1882, 84	Bleich, John - 1993-94
Ackroyd, Samuel - 1918	Atkinson, Asher - 1883-84	Bednard, Paul - 1937-38	Blieberg, Derek (Mgr.) - 2006-09	Bliss, William - 1924-25
Adams, Gene - 1986	Atwood, Donner - 1943	Beekman, Myron - 1907-08	Block, Norton - 1947	Bloom, Jack - 1998-99
Adams, J. - 1900	Aubry, Robert - 1937	Beekman, Theodore - 1879-80	Blum, John - 1992	Blumberg, Edward - 1935
Adkins, Doug - 1991-92	Augustine, Harold - 1920	Behnke, Craig - 1991	Blumenstock, Marvin - 1952-54	Bobrowski, C. - 1937
Agudosi, Carlton - 2013-16	Austin, Blessuan - 2015-16	Behnke, Joe - 2012-13	Boehrer, Bryan - 2001-02	Boggs, Dre - 2014
Ahern, Hugh - 2013	Austin, Jean - 1884-87	Behrend, John - 1950	Bohner, Jay - 1961-62	Bokesch, Randy - 1969
Ahern, John - 1975-76	Austin, Raymond - 1913-15	Beierle, Brill - 1970	Bolash, Bill - 1972-74	Bonagura, David - 2016
Ahmed, Hany (Mgr.) - 1992-94	Austin, William - 1956-58	Belh, Mike - 1995-99	Bonosoro, John (Mgr.) - 1972-73	Bonsall, Richard - 1967-68
Aiken, Jonathan - 2012-14	Aydellott, John - 1888-90	Belichick, Stephen - 2011	Boocock, Philip - 1925	Booker, Marvin - 2008, 2010-12
Ajamian, Alan - 2009	Ayres, Louis (Mgr.) - 1895	Beljour, Jean - 2004-07	Boone, Len - 1972-73	Booz, Louis - 1906-08
Alexander, John - 1919	Azzarita, Frank - 1925	Bell, Arthur - 1924	Borgese, Nick - 2012-14	Borgo, Rick (Mgr.) - 2012
Alexander, John - 1973-76	-B-		Bosch, Chad - 1995-96	Bossov, Kenneth - 1953-54
Alexander, Taj - 2012-14	Babcock, James - 1908	Bell, Gary - 1958	Boswick, Keith (Mgr.) - 1986-87	Botti, Michael - 1986-89
Alken, Frederick - 1887	Bachety, Beau - 2011-12	Bellamy, Jay - 1990-93	Bouchard, Mike - 1988-89	Bouchard, Phil (Mgr.) - 1991
Allen, Frederick - 1869, 70, 72	Bachman, Matt - 1982-83, 85-86	Bellard, Jay - 1983	Bounty, Charles - 1981	Bowen, Edward - 1943
Allen, John - 1965	Baer, William - 1912	Bellia, Tyler - 2013	Bowen, Paul (Mgr.) - 1916	Bowen, Walter (Mgr.) - 1910-11
Allen, Raymond - 1905	Bailey, Bill - 1990-93	Benante, Marty - 1971-72	Bowers, Charles - 1966-67	Bowly, Robert - 1915
Allen, Ron - 1988-91	Bailey, Dacoven - 2016	Bender, Brian - 1999-2000, 02-03	Bracher, Elmer - 1913-16	Brackett, Gary - 1999-2002
Allen, Scott - 1985	Bain, Alan - 1970-72	Bender, Cuno - 1935-36	Bradley, Addison - 1960-62	Bradley, William - 1974-75
Allen, Steve - 1971-73	Baham, Robert - 2007	Bender, David - 1921-24	Brady, Aaron - 1995-98	Branch, Jeremy - 2007-08
Allgair, John - 1935	Baker, Andrew - 1879	Bender, Peter - 1950	Brandes, Raymond - 1924-25	Brantley, Chris - 1990-93
Allison, Matt - 1975-77	Baker, Andrew - 1981-8	Benedetto, Joe (Mgr.) - 2009-10	Breckley, Joseph - 1917-18	Breitzman, Jerris (Mgr.) - 2016
Allmer, Chris (Mgr.) - 1998-2001	Baker, Chris - 2002, 04-05	Benedict, James - 1968-69	Brennan, E. Gaynor - 1922-24	Brenner, Michael - 1982-85
Altomare, Joe - 1988	Baker, Clifford - 1917-19	Benestad, John - 1990-93	Brestle, Mike - 1993-94	Brett, Philip - 1888, 90, 91
Alverson, James - 1908-11	Baker, Derek - 1985-88	Benke, Gary - 1966	Britt, Kenny - 2006-08	Brittingham, Darryl - 1984-85
Alvord, Greg - 1985-86	Baker, Gordon - 1976-77	Benke, Paul - 1958-60	Broadbent, Travis - 1989-92	Brock, Kevin - 2006-08
Ambrose, Joseph - 1950-52	Baker, James - 1965-67	Benkert, Henry - 1921-24	Brodie, Ryan - 2014-15	Brody, David - 1961
Amling, Harry (Mgr.) - 1951	Baker, Jerome - 2003	Bercier, Ken - 1979-81		
Anderson, Billy - 2008-09	Baker, John - 1904-06	Berdine, George - 1870		
Anderson, Claremont - 1929	Baker, Timothy - 1999-2000	Bergamini, Herbert - 1909, 11, 12		
Anderson, Haward - 1923	Bakst, Murray - 1969-70	Bergen, Sam - 2012-15		
Anderson, Howard - 1950-52	Baldwin, George - 1970	Berkowitz, Joseph - 1943		
Anderson, John (Mgr.) - 1937	Baldwin, Richard - 1976-78	Berkowitz, Simpson - 1924-26		
Anderson, Karl - 1975	Ball, Madison - 1869-70	Bernath, Fred - 1965		
Anderson, Mark - 1974	Balogh, W. Arpad - 1928	Bernstein, Howard - 1944		
Anderson, Milton - 1928-30	Banks, George - 1985-87	Berry, Tony - 1999-2001		
Anderson, Ravon - 2000-01	Banks, Gordon - 1976	Berson, Steven - 1999-2002		
Anderson, William - 1873-74	Banks, Roland - 1986	Beschner, Bill - 1980-83		
Anderson, William - 1923-24	Banbieri, Howard - 2007-10	Bethea, Andrew (Mgr.) - 1998-2000		
Andiorio, Ken - 1978-79	Barnaby, Val - 2002-05	Bethune, T.R. - 1980-83		
Andre, Jerry - 2001-04	Barnes, Corey - 2002, 04-05	Beugless, Francis - 1920-21		
Andrews, Alan - 1982-84	Barnes, Darian - 1999	Bido, Luis - 1990-92		
Angelillo, John - 1969	Barnes, Terrell (Mgr.) - 2010, 12-13	Bierman, Moses - 1880-82		
Angstadt, Tom - 1983-85	Barnwell, Nadir - 2013-14	Biernacki, Dan - 2004		
Angus, Harry - 1903-04	Barone, Joe - 1969	Bilderback, Willis - 1929		
Angyal, Joseph - 1943	Barone, Steve - 1998-2001	Billock, Fred - 1972-73		
Anstatt, Joseph - 1961	Barowski, Sean - 2012-14	Bimonte, Mike - 2013-14		
Anthony, Brian - 1984	Barr, Michael - 1998-2001	Bines, Blair - 2006-09		
Anya, Sandy - 2016	Barr, Robert - 1994-95	Bing, Brandon - 2007-10		
Anzidei, Chris - 1995	Barr, Thomas T. (Mgr.) - 1911-12	Bing, Richard - 1966-68		
Applefield, Marcus - 2015-16	Bartcheider, Walter - 1883-84	Bishop, Ellis (Mgr.) - 1890		
Archambault, Victor - 1949-50	Bateky, Jonathan - 2015-16	Bishop, James, Jr. - 1888-90		
Archibald, Lauren - 1911	Battaglia, Marco - 1992-95	Bishop, John - 1875-77		
Arcidiacono, Brandon - 2014-15	Battle, Bernar - 1987-89	Black, Cunningham - 1904-07		
Arcidiacono, Nick - 2013-16	Bauer, John - 1969-70	Black, John - 1897-98		
Arnold, Burt - 1949-50	Bauman, Richard - 1931	Black, Shin - 1996-99		
Arthur, John - 1950-52	Bayoh, Sorie - 2007-10	Blackwell, J.G. (Mgr.) - 1893		
Arthur, Walter - 1986	Beachem, T. (Mgr.) - 1967-69	Blackwell, Julius - 1992-93		
Arway, William - 1950	Bear, Robert - 1955	Blackwell, Ted - 1978-80		
Asberry, Dondre - 2002-06	Beauharnais, Steve - 2009-12	Blackwood, Howard - 1999-2002		

HISTORY & TRADITION



Brogger, Adolph - 1902-05
 Brooks, David - 1979
 Brooks, Jourdan - 2008-09
 Brown, Albert - 1901
 Brown, Alfred - 1925-26
 Brown, Cedric - 2001-04
 Brown, Conger (Mgr.) - 1931
 Brown, Elisha - 1949
 Brown, Fred - 1903
 Brown, Gene - 1988
 Brown, George - 1973
 Brown, Larry - 1959-60
 Brown, Melvin - 1966-68
 Brown, Matt - 1994-95
 Brown, Pat - 2008-09
 Brown, Sampson - 1965-66
 Brown, Tim - 2006-09
 Browning, Howard - 1876
 Brundage, Warren - 1927
 Bruni, Arthur - 1933-34
 Brush, Robert - 1964-65
 Bruyere, Holmes - 1889-91
 Bruyere, Walter, III - 1936-38
 Bryan, Dusty - 1974-76
 Bryant, Keif - 1991-94
 Bryant, Taman - 1996
 Bucci, John - 1975-78
 Buchowski, Barry - 1982-84
 Budd, DeWitt - 1944
 Buffington, Darrell - 1996
 Bugg, Ron - 1988, 91
 Bujari, Betim - 2011-14
 Bullard, Maurice - 1933-35
 Burd, Bill (Mgr.) - 1969-70
 Burke, Joe - 1981-82
 Burkhardt, Arthur - 1925-27
 Burkowski, Edward - 1955-56
 Burnett, Albert - 1948-49
 Burnett, Daniel - 1899-1900
 Burnett, William - 1998, 2000-02
 Burns, Frank - 1945-48
 Burns, Joseph - 1943
 Burns, Kevin - 1993
 Bursch, Robert - 1916
 Burton, Michael - 2011-14
 Bush, Malcolm - 2011
 Butkus, Peter - 1947-49
 Butler, Rickey - 1980
 Byers, Andy - 1971
 Bynes, Terry - 2002-05
 Byrd, Arnold - 1958-60
 Byrne, Albert - 1927
 -C-
 Cairns, David (Mgr.) - 1965-67
 Calbi, Jill (Mgr.) - 1983
 Caldwell, Kevin (Mgr.) - 2005
 Calhoun, Vaughn - 2000-02
 Cali, Anthony - 2004-06
 Callaghan, John - 1965-66
 Callahan, Neil - 1975
 Campanile, Anthony - 2004
 Campassi, Joseph - 1967
 Campbell, Bruce - 1984-87
 Campbell, Dennis - 2006-08
 Campbell, Jeremy - 2001-03
 Campion, Albert - 1929
 Canal, John - 1955-57
 Canavan, John - 1963-64
 Cann, James - 1988-90

Cantino, Charles - 1877-78
 Capestro, Stephen - 1938-41
 Cappelletti, Thomas - 1952
 Capraro, Frank - 1950-51
 Capraro, Patty (Mgr.) - 1980-82
 Capria, Richard - 1964-66
 Card, Clellan - 1925
 Carino, Andy - 1978-81
 Carlucci, John - 1972-73
 Carney, Bob - 1970-72
 Carney, John - 1926-28
 Carollo, Andrew, Jr. - 1961-63
 Carpenter, John - 1893-96
 Carpender, William - 1908
 Carrezola, Paul - 2010-13
 Carroll, Charles - 1950
 Carroo, Leonte - 2012-15
 Carswell, Trohn - 2001-02
 Carter, Devan - 2014-16
 Carter, George - 1977-79
 Carty, Sean - 1999-2002
 Carujo, Robert (Mgr.) - 2002
 Caruso, Andrew - 1942
 Case, Clifford - 1898
 Casey, John - 1938
 Catanho, Alcides - 1993-94
 Cauthen, Anthony - 1992-93
 Cebula, Chris - 1995-97
 Celigoi, Rudolph - 1950-52
 Cella, Tony - 1979-82
 Cerone, Frank - 1977-79
 Chadwick, Cameron - 1995-96
 Chadwick, John - 1962-63
 Challen, Paul - 1890
 Chamberlain, Jacob - 1879-82
 Chamberlain, Lewis - 1884-85
 Chamberlain, William - 1879-82
 Chandler, W. - 1921, 22, 24, 25
 Chando, Leon - 1935
 Chapman, Sam - 1969-70
 Chergey, Tom - 1982
 Cherrie, Stanley - 1961-63
 Cherry, Deron - 1978-80
 Chery, Duane - 1977-79
 Chesna, Bill - 1990-91
 Chizmadia, Albert - 1932-34
 Christ, Bob - 1974
 Christ, Tim - 1989-91
 Christiansen, Woodrow - 1934
 Christoff, Larry - 1970-72
 Ciaffoni, Joe - 1990-92
 Ciampaglio, Jack - 1980-82
 Cinequegrana, Denton - 1996
 Cinto, William - 1966-67
 Cintron, Michael - 2016
 Cioffi, Anthony - 2013-16
 Cipriano, Lou - 1984-85
 Cirone, Joseph - 1997
 Ciurciu, John - 2000
 Civil, Andrew - 2010-13
 Clancy, Mike - 2004
 Clark, Dave - 1990
 Clark, Davon - 2002-02
 Clark, Heath - 1998
 Clark, Otis - 1922
 Clark, Pete - 1974-75
 Clark, Robert - 1957-59
 Clarke, Bill - 1975
 Clarke, Peter - 1995-96

Clary, Bob (Mgr.) - 1924
 Clayton, Najee - 2015
 Clemens, Thomas - 1869-70
 Clements, Jim - 1975
 Cloke, Allen - 1907-08
 Clymer, Bruce - 1952-53
 Clymer, Larry - 1968-70
 Coan, Wilson - 1935-36
 Cobb, Brian - 1985-87
 Cobb, Robert - 1902-04
 Cobbs, Melvin - 1996
 Cocuzza, Anthony (Mgr.) - 2008-10
 Codington, Horace - 1894
 Coen, Thomas - 1989
 Cohen, Bernard - 1929
 Coker, Jennifer (Mgr.) - 1991
 Cole, Hugh - 1915
 Cole, Tariq - 2016
 Coleman, Brandon - 2011-13
 Coleman, J.M. (Mgr.) - 1914
 Coley, Omar - 1989-90
 Collareno, Nunzio - 1952-53
 Collier, Arthur - 1885-88
 Collier, William - 1892-94
 Collins, Leslie - 2004-06
 Colon, Keith (Mgr.) - 2006
 Colon, Nate - 1999-2001
 Colville, A.R. (Mgr.) - 1923
 Combitus, Thomas - 1940
 Comeau, Ryan - 1997-98
 Comiskey, John - 2000
 Conger, Frederick - 1898-1900
 Conklin, Marion - 1878-79
 Conlan, Mike - 1988-90
 Conley, Craig (Mgr.) - 1988-90
 Conlin, Kevin - 1978-79
 Connolly, Tom - 1963-65
 Connors, Harold - 1942
 Conover, David - 1893-95
 Cook, George - 1901
 Cook, Robert - 1876
 Cook, William - 1896
 Cooke, Leonard - 1937-39
 Cooper, Henry - 1908, 10-11
 Cooper, Jarrett - 1996
 Cooper, Marcus - 2009-12
 Coppalo, Bob - 1969-70
 Coppin, Samuel - 1966
 Coppolo, Margaret (Mgr.) - 2005
 Corbin, Charles - 1906-08
 Corbin, Joe - 1981-83
 Corcoran, Jack - 2006-09
 Corda, Michael - 1943
 Corizzi, Harold - 1949-51
 Corle, M.M. - 1883
 Correa, James (Mgr.) - 2006
 Corrigan, Paul - 1946-49
 Cortese, Mike - 2002-05
 Corujo, Robert (Mgr.) - 2002
 Cory, Donald - 1961
 Cos, Harry - 1906
 Costin, Del - 1958-60
 Coursen, Donald - 1929-31
 Courtney, Robert - 1896-98
 Cox, Andre - 1983, 85-86
 Coyle, Chris - 1987
 Craft, William - 1961-62
 Craig, Charles - 1937-39
 Craig, Edmond (Mgr.) - 1965

Cramer, Richard - 1946-48
 Cramer, William - 1877-78
 Crawford, Norris - 1994-97
 Crawford, Raishard (Mgr.) 1997, 98, 01
 Crawford, Sydney - 1987-88
 Crenshaw, Robert - 1998-99
 Crockett, Brian - 1980-81
 Cronin, George - 1929
 Cronin, Jerry - 1929-31
 Crooks, Jacki - 1996-99
 Crosby, Charles - 1957-58
 Crowder, Aaron - 1994
 Crowl, Richard - 1928-29
 Cubit, Ryan - 2001-02
 Cuddeback, Samuel - 1897
 Cummins, John - 1982-84
 Cunningham, Brad - 2001, 2003-05
 Cuzzo, Frank - 1991
 Curley, Lee - 1960-61
 Curry, Jason - 1994-96
 Curry, Joe - 1979-80
 Cutler, Willard - 1873-74
 Czellecz, Darrin - 1986-89
 -D-
 Daddario, Joseph - 1951-53
 Daisley, Brook - 1920
 Dalton, William - 1925, 26, 28
 D'Amato, Robert - 1949-51
 Dammann, Ken - 1991-94
 D'Andrea, Henry - 1955-56
 Daniels, Marcus - 2003-05, 2007
 Danner, Julius - 1894
 D'Antonio, Jim - 1962-63
 Dargin, John - 1941
 Darks, Leroy - 1943
 Darlington, George - 1958-60
 Darwent, Alvin - 1924
 Dato, Clint - 2004
 Davenport, Kerry - 1980, 82
 Davis, Alan - 1996-98
 Davis, Anthony - 2007-09
 Davis, Darnell - 2014-16
 Davis, Doug - 1971-73
 Davis, Edwin - 1927-28
 Davis, George - 1882-85
 Davis, James - 1951-53
 Davis, Len - 1975-77
 Davis, Luther - 1899
 Davis, Mitchell - 1999, 2001-02
 Davis, Robert - 1975-76
 Davis, Sam - 1975-78
 Davis, Titus - 1872-73
 Day, Robert - 1943
 Dayer, Charles - 1944
 Debes, Mark - 1974-75
 DeChillis, Antonio (Mgr.) - 2014-16
 DeCicco, Mike (Mgr.) - 2004-05
 Decker, Fred - 1894-98
 Deering, Eric - 1989-90
 Deering, Jeremy - 2010-13
 Defago, Mike (Mgr.) - 2011-12
 Delamater, Ezra - 1869-70
 Dellaganna, Teddy - 2008-10
 Dell Angela, Silvio - 1958-59
 DeLouisa, Nick - 2012, 14
 Del Tufo, A. (Mgr.) - 1935
 DeLucia, Mike - 1996-99
 Demarest, Nathan - 1880
 Demarest, Samuel - 1907-08

Demarest, William - 1932-33	Dubiel, William - 1986-88	Evina, Lance - 1991-93	Fox, Edward - 1907
DeMarrais, Douglass - 1977	DuBois, Clarence - 1885	-F-	Francis, Justin - 2007, 2009-11
Demler, Dan - 1987	DuBois, Roelf - 1901	Facyson, Marks - 2002-05	Francisco, Kenneth - 1917
Demyen, Marc - 1995-96	DuChemin, Chris (Mgr.) - 2014-16	Faherty, William - 1945, 48	Francke, Valentine - 1917-18
Denardo, Jack - 1950	Duborg, Eddie - 1994	Fairchild, Ralph - 1928	Frankie, William - 1952
Denardo, Mike - 1974	Duda, Edward - 1952-53	Falcinelli, Alex - 1980-82	Frank, Leonard - 1933-34
Denise, Charles - 1893-94	Duffy, Brian - 2014	Fallon, Jim - 1970	Frankiewicz, Martin - 1965-66
Denman, J.J. - 2014-16	Duffy, James - 1919	Falussy, Aloysius - 1925	Fraser, George - 1926
Dennis, Nicholas - 1940-42	Duffy, Paul - 1918-21	Farkas, Andy - 1974	Frauenheim, Pierce - 1960-61
Dennison, Jerry - 1989-90	Duffy, Thomas - 1984, 86, 87	Farley, John - 1883	Frazier, Anthony - 2000
DePaola, Andrew - 2007-09	Dulin, Loren (Jim) - 1966-67	Farnham, John - 1932-33	Frederickson, Charles - 1934
DePaola, Nick - 2011-13	Dumont, James - 2007-10	Farrell, Edward - 1954-55	Freed, Joe - 1989
DeRensis, Henry - 1939-40	Dumont, Jim - 1979, 81-83	Farrell, Wayne - 1980	Freedman, Bernard - 1923-24
DeRosa, Jack - 1935	Dumont, Robert - 1981-83	Fauntleroy, Gary - 1996-98	Freeman, Mark - 1978-89
DeSedas, Gaudhi - 2007	Duncan, Donald - 1951-53	Federico, Kyle - 2012-15	Freene, Tarell - 1997, 98, 2000-01
DeSantis, Anthony - 1954-55	Dunham, Richard - 1917-18, 20	Fedorchak, John - 1975-76	Freeny, Jonathan - 2007-10
Deshler, Frederick - 1883	Dunlop, Archie - 1930-32	Fego, Paul - 1977-79	Frelinghuysen, John - 1878
Devera, Voltaire (Mgr.) - 1997	Dunn, Nasario - 1979	Feitner, William - 1916-18	French, Benjamin - 1996-99
DeVido, Joseph (Mgr.) - 1934	Dunn, William - 1918	Felber, Donald - 1954-56	French, Walter - 1918-19
Devlin, Shawn - 1994-96	Dunne, David - 1990-92	Feller, Daniel - 1921-23	Frentrop, Werner - 1963-64
DeWitt, John - 1883-86	Dunster, Will - 1983-85	Fenn, Bill - 1974-75	Freystadt, Everett - 1908
DeWitt, John - 1889-91	Durango, Bryan - 2003	Fennell, James - 1954	Friday, Jerred - 1999
DeWitt, Theodore - 1880	Dutch, Dennis - 1967-68	Fennell, John - 1952-54	Frison, Quintero - 2003-06
Diaz, Donny - 2004	Dyewich, Kevin - 1983	Fenstemacher, Albert - 1968-70	Froelich, Jerome (Mgr.) - 2012
Dickerson, Edgar - 1898	Dyke, Chalmers - 1891, 93-94	Ferrara, Anthony - 1935-36	Frothingham, Richard - 1944
Dickerson, Rawson - 1912	-E-	Ferrughelli, Steve - 1969-70	Fuchs, Carl - 1923-24
Dickinson, Edward - 1921-22	Eason, Kevin (Mgr.) - 2010	Field, Peter - 1890-91	Fuller, Howard - 1872-73
Diederich, David - 1990-91	Echerson, Frank - 1898	Fielder, George - 1879	Fuller, Perry - 1870, 72, 73
Diehl, Gerard - 1896	Eckels, Dennis - 1975-77	Figueroa, Dave - 1974-75	Fullman, Michael - 1993
DiGiacinto, James - 1967-69	Eckerl, Chris (Mgr.) - 2007	Fine, Glenn - 1984-85	Funderburk, Bob - 1979
Diggs, Joe - 1994-95, 97-98	Eckert, Fred - 1965-66	Finelli, Peter (Mgr.) - 1960	Funderburk, Reggie - 1993-95, 97
DiGiulio, Joe - 1982-84	Eckhardt, Joseph - 1920-21	Finetti, Mike - 1989	Furnari, Joseph - 1948-50
Digney, James - 1927, 29	Edgar, Blanchard - 1898-99	Fioranelli, Remo - 2009	-G-
Dillema, Patrick - 1959	Edgar, David - 1901	Firsker, Boaz - 1950-51	Gaebele, Andrew - 1993-94
Diliberth, Charles - 1944-47	Edmonds, Brendan - 1997-98	Fischer, Elias - 1929-31	Gagas, Melanie (Film) - 1992-95
Dill, R.J. - 2012	Edmunds, R. - 1886	Fischer, Robert - 1873-76	Gagliardi, Joe - 1985-86
Dillard, Bob - 1971-73	Edwards, Curt - 1974-75	Fisher, Douglas - 1904-07	Gallagher, Eugene - 1946
Dillon, Mike - 1985-86	Edwards, Ernest - 1966	Fisher, Gary - 1969	Gallin, Lawrence - 1965
D'Imperio, Joseph - 1943-44	Edwards, Job - 1905	Fisher, Michael - 1955-56	Gallo, John - 1975-78
D'Imperio, Ryan - 2006-09	Egan, Ron - 1962	Fisher, Michael - 1974-77	Gannon, Robert - 1943
Dinsmore, Rob - 2001-03	Elias, George - 1961-62	Fisher, W.A. (Mgr.) - 1901	Gano, Stephen - 1869-70
DiPaula, Anothny - 2012	Ell, Henry - 1934	Fisher, Walter - 1949-51	Gant, Charles (Mgr.) - 1912-13
DiPonziano, Charles - 1971-72	Elliott, John - 1910	Fithian, Erkuries - 1893	Gardner, Ernest - 1946-48
Dixon, Robert - 1869, 70, 72	Elliott, Robert - 1915-16	Fitz-Randolph, Thomas - 1878	Gardner, Hector - 1935
Dixon, Romeo - 1961	Ellis, David (Mgr.) - 2007	Fitzsimmons, Bob (Mgr.) - 1970	Gardner, Robert - 1946-47
Dodd, Chas - 2010-13	Ellis, Milton - 1985	Flachbarth, Louis - 1927	Gardner, William - 1917-21
Dodson, Gordon (Mgr.) - 1963-64	Elmendorf, John - 1910-13	Fladell, Mike - 2005-07	Garea, Ivan - 1987
Doerner, Justin - 2011-12	Elmendorf, Nicoll - 1876	Flanagan, Matt - 2014-16	Garea, Paul - 1987
Doliber, William - 1952-53	Elting, Howard - 1886-89	Fleming, Matt - 1996	Garefino, Joe - 1982
Donaldson, Bill - 1969-71	Ely, Richard (Mgr.) - 1938	Fleming, Mike - 1985-86	Gargan, Thomas - 1917
Donato, Joseph - 1997	Emanuel, Nick - 1994-95	Fletcher, Delrico - 1997, 2000, 01	Garrick, Steve - 1981
Donnelly, Pete - 1995-98	Emery, John - 1950	Flower, Robert - 1961-62	Garbrant, John - 1946-47
Donofrio, Mike (Mgr.) - 1991-95	Emmer, Jack - 1964-66	Flynn, Michael - 1980-82	Garreston, Richard - 1956-57
Doran, Keith - 1991-92	Enander, Ellis - 1922-23	Foertner, Frederick - 1899-01	Garrett, Alfred - 1914-16, 19
Dorn, David - 1977-80	Enberg, Edward - 1936	Follensbee, Brandley - 1912-14	Gasienica, Leo - 1970-72
Dorn, Wilfred - 1938-39	Endick, Joel (Mgr.) - 1987-91	Fonti, Chris - 2013	Gates, Charles, Jr. - 1944
Dornias, Todd - 2001	Engle, Marvin - 1959-61	Forbes, Alex - 1939	Gatt, Charles - 1961
Dorsett, Desron (Mgr.) - 2004-05	Engle, Maurice - 1901	Forbes, Donald - 1990	Gatvas, William - 1955-56
Dorsey, Tekay - 1990-92	English, Rae Ann (Mgr.) - 2002	Forbes, William - 1942	Gause, Quentin - 2012-15
Douglas, Phillip - 1999	Epps, Joe - 1970-71	Forst, Allen - 1889	Gay, William - 1911-13
Douglas, Ross - 2016	Erickson, Jeffrey - 1987-89	Forgash, Andrew - 1968-69	Geckeler, Tim - 1990-93
Dowd, Pat - 1990	Erney, Scott - 1986-89	Forman, Brian (Mgr.) - 2000-01	Gelman, George - 1943
Downs, Chris (Mgr.) - 2004	Errico, Dan - 1980-81, 83	Forst, Art - 2008-11	Genkinger, David - 1949
Drake, Edward - 1929-30	Esposito, Michael - 1999-2002	Forty, Brian - 1992-93	Gennarelli, Francis - 1980
Drake, Scott - 1983-85	Esselstyn, Charles - 1887-88, 90	Foster, Eric - 2004-07	George, Jeff - 1978, 80-81
Dreher, Art - 1996	Evans, Chris - 1986-87	Foster, Raymond - 1938-40	George-Shields, Ansel - 1996-99
Dreier, Donald - 1951-53	Evans, Edward - 1954-55	Foster, Samuel - 1910-11	Gesbocker, Bradford - 1926-27
Drury, Francis - 1896-97	Everts, Chris - 1985	Foster, Willie - 2003-06	Getty, George - 1984
Drury, Michael Pace (Mgr.) - 1981-82		Fox, Adin - 1927	Getz, Lee - 1983-86

HISTORY & TRADITION



Getzendanner, Jay - 1985
 Giacobbe, Joe - 2005-06
 Gianeruso, Jill (film) - 1999-2001
 Gibbs, John - 1875-77
 Gibbs, Jonathan - 1994-95
 Gibson, Aaron - 1985
 Gibson, Benjamin - 1921-24
 Gibson, Gary - 2001-04
 Giddings, Rahsaan - 1994-95
 Giebelhaus, August - 1961-63
 Gies, William - 1930
 Giesler, Doug - 1986-89
 Gilbert, Frank - 1940-41
 Giles, Carter - 1986-88
 Giles, Dwight - 1987-89
 Gilkinson, Will - 2002-05
 Gillam, Edward (Mgr.) - 1942
 Gillam, L.G. (Mgr.) - 1914
 Gilmartin, Mike - 2005-08
 Gilmore, Edward - 1869-70
 Gimbl, R.J. (Mgr.) - 1996-99
 Girault, Ron - 2004-07
 Glander, Frederic - 1911
 Glashen, Gareef - 2011-14
 Glasier, George - 1887-89
 Glass, John - 2003-05
 Glassman, Armand - 1958-59
 Glatzer, Joseph - 1922
 Glau, Ka'Lial - 2009-12
 Gleeson, Tim - 2014-15
 Glueckert, Ryan - 2009
 Goldberg, Alan - 1957
 Goldberger, Robert - 1942-43
 Goldschmidt, Edward - 1924-26
 Goldy, Christian (Mgr.) - 2013-15
 Goode, E. Trescott - 1906-08
 Goodkind, Carol (Mgr.) - 1977-79
 Goodwin, Justin - 2013-16
 Gordon, Allen - 1945
 Gordon, G.M. (Mgr.) - 1900
 Gorman, Pat - 1994-95
 Gottlieb, Arthur - 1937-39
 Gould, Louis - 1995
 Gould, Scott - 1994
 Gowen, Isaac - 1877-79
 Graham, Ian - 1953
 Grand, Justin (Mgr.) - 2007-09
 Grant, Janarion - 2013-16
 Grant, Jason - 2001-04
 Grasso, Louis - 1996
 Graves, Shamar - 2007-09
 Gray, Dan - 1975-77
 Gray, K.J. - 2016
 Gray, William - 1917
 Greaves, A. Michael - 1966-67
 Greczyn, Jeff - 1974-76
 Green, C.W. (Mgr.) - 1908-09
 Green, Harold - 1902-05
 Green, Lamont - 1981-83
 Green, Ron - 2003-04
 Green, Toni (Mgr.) - 1983
 Green, William - 1962-64
 Greene, Courtney - 2005-08
 Greene, Khaseem - 2009-12
 Greenberg, Alan - 1966-68
 Greenberg, Benjamin - 1927-29
 Greenberg, Gilbert - 1941-42
 Greenberg, Seth (Mgr.) - 2005
 Greif, Herman - 1937-39

Greif, J. Leonard (Mgr.) - 1933
 Griffin, David - 1997-99
 Griffin, John - 1944
 Grimes, Eddie - 2001-04
 Grimsley, Harvey - 1946-49
 Griswold, Elmer - 1932-34
 Grogan, Tim - 1978
 Gross, Razohnn - 2014
 Grossman, Jack - 1929-31
 Grossman, Morris - 1935
 Grote, Jeff - 1962-63
 Growler, Louis - 1932-33
 Guarantano, James - 1989-92
 Guarnera, Jim - 1993-94
 Guglielmo, Jerry - 1973
 Gustin, Paul - 1957-59
 Guthrie, John - 1897
 -H-
 Hackett, Jim - 1964-65
 Haddow, Hugh, Jr. - 1896
 Hadrava, Jim - 1971
 Haegley, Marshall - 1986
 Hairston, Justise - 2003-04
 Halada, Paul - 1983-86
 Hall, Ken - 1972-73
 Hall, Newton - 1934
 Hall, Vince - 1990
 Hambrecht, William - 2000-01
 Hamilton, Darius - 2012-16
 Hampton, Saquan - 2015-16
 Hampton, Wayne - 1997-99
 Hand, Kenneth - 1917-19
 Hanl, Lester - 1924-26
 Hannis, Randy - 1982-84
 Hanocho, F., Jr. (Mgr.) - 1950
 Hansen, Jeff - 1991
 Hansen, Leonard - 1940-41
 Hanson, Thomas - 1908-09
 Haring, Cornelius - 1877-79
 Harker, Mahlon - 1912-13
 Harley, David - 2003-04
 Harmon, Duron - 2009-12
 Harmon, Mark - 1990
 Harper, Steven - 1994-97
 Harris, Bertram - 1928-30
 Harris, Clark - 2003-06
 Harris, Don - 1975-76
 Harris, Jawuan - 2016
 Harris, Nate - 2007
 Harrison, Mark - 2009-12
 Harrison, Robert - 1959-61
 Hart, Frederick - 1899-1900
 Hart, Ryan - 2002-05
 Harvey, Paul - 1936-38
 Hasbrouck, Albert - 1938-40
 Hasbrouck, Gilbert - 1877
 Hasbrouck, John - 1915
 Haskins, Jeff - 1985, 88
 Haslam, Kevin - 2007-09
 Hatchett, William - 1947-49
 Hauser, Frank - 1963
 Hauser, Percy - 1916
 Haven, R.C. (Mgr.) - 1899
 Havran, Steve - 1973-74
 Haw, Brandon - 1999-2003
 Hawkhurst, Daniel - 1869, 70, 72, 73
 Hayes, Chris (Mgr.) - 2004-05
 Hayes, Damon - 2016
 Hayes, Julian - 2007-09

Hayward, Aaron - 2012
 Hazel, Homer - 1916, 23, 24
 Hazelet, Leilani (Mgr.) - 2000-03
 Headley, A.A. - 1923
 Heath, George E. - 1896
 Hedgeman, Josh - 1990, 93
 Hedgeman, Mercer - 1981-84
 Heeman, Zack - 2015
 Heenan, Francis - 1931-33
 Heggie, Torrance - 2000-01
 Heilman, Don - 1974-75
 Heinfeldten, Curt - 1929
 Hemmer, Richard - 1952-54
 Henderson, Henry - 1985, 87-89
 Hendrickson, Hendrick - 1872-75
 Hendrikson, Dallas - 2013
 Henry, Mario - 1992-93
 Herbert, Carl - 1900-02
 Herbert, Henry - 1874
 Herbert, John W. - 1869
 Hering, Herman - 1946-49
 Hering, Robert - 1977-79
 Heritage, Harold - 1942
 Herman, Albert - 1886
 Hermerda, Louis - 1932-34
 Herold, J.J. - 1986
 Hess, Jeff - 1977
 Hester, Kiy - 2015-16
 Heyd, Edward - 1930
 Hibbs, Gregg - 1926
 Hicks, Douglas - 1948
 Hicks, Josh - 2014-16
 Hiecke, George - 1926
 Higgins, James - 1966-67
 Higgins, M. Harold - 1918
 Higgins, Robert - 1965-67
 Higgins, Robert - 1994-95
 Highlander, Richard - 1962
 Hill, Frederick - 1880
 Hill, Maurice - 1968
 Hill, Otto - 1939-41
 Hill, William - 1869
 Hill, William - 1980
 Hilliard, A. - 1920
 Hines, Maurice - 2003
 Hinton, Travis - 2000
 Hipolit, John - 1944, 46-48
 Hiro, William - 1986-89
 Hirshhorn, Lloyd - 1933
 Hitchner, Alfred - 1900-03
 Hlavach, Steve - 1986-88
 Hoare, Thomas - 1964
 Hobbs, Josh - 1999-2002
 Hochberg, Eric - 1982-84
 Hoeflinger, Anton - 1961-63
 Hoffman, Paul (Mgr.) - 1985-87
 Hoffman, Steve - 1974-75
 Hoffner, Craig - 1982-83
 Hogan, Christina (Film) - 1997
 Hogan, Jimmy - 2015-16
 Hohmann, Brian - 2000-03
 Hohne, Paul - 1967-68
 Hohnstine, Jack - 1963-65
 Hoke, Alec - 1985-87
 Holland, Andrew - 1996-98
 Holmes, Gregory - 1954-55
 Holmes, Isaac - 2011-13
 Holmes, Tom - 1972-75
 Holsten, Franklyn - 1902-04

Honeyford, Peter - 1977-79
 Hooper, Dwayne - 1981-84
 Hoover, Roy - 1985-87
 Hopkins, John (Mgr.) - 1946
 Hopkins, Nelson - 1938
 Hopper, Thomas - 1889-90
 Hopwood, William - 1946-58
 Horenle, William - 1945
 Horn, Stanley - 1913
 Horner, Jim - 1958-60
 Horsford, G.S. (Mgr.) - 1962-63
 Horton, Lester - 1929-31
 Horvath, Joseph - 1941
 Hosoda, Toshimasa - 1955
 Hotaling, Henry - 1911
 Hotchkiss, Douglass - 1937-39
 Hotz, Jack - 1981-82
 Houston, William - 1981-83
 Hovey, Harold - 1907
 How, John - 1878-81
 Howard, Carl - 1981-83
 Howard, Clarence - 1929
 Howard, Robert - 1953-55
 Howell, Darren - 1991, 93
 Hubbard, Robert - 1948-49
 Huber, William (Mgr.) - 1961-63
 Huch, Keith - 1981-83
 Hugger, Peter - 1944-45
 Huggins, Savon - 2011-14
 Hughes, Jim - 1975-78
 Hughes, Sarah (Mgr.) - 1981-82
 Hulst, Willard - 1919
 Hummel, Charles - 1917
 Humphreys, Rick - 1988-89
 Hunt, Andre - 2014-16
 Hunt, Clint - 1997-98
 Hunton, Jay - 1956-58
 Hurt, John - 1961-62
 Hutchins, Al-Majid - 2009
 Hutchinson, Berkeley - 2003
 Hutton, Chris - 1994-95, 1997-98
 Huyler, John - 1870
 Huyssoon, Peter - 1869-72
 Hyman, Corey - 2004, 2007
 Hynes, Joseph - 1996-97
 Hynoski, Robert - 1976-78
 Hynoski, Walt - 1976-78
 -I-
 Iannucci, Angelo - 1952-54
 Irwin, Joseph - 1926-28
 Issaka, Max - 2012-13
 Ito, Jeremy - 2004-07
 Ivey, Ralph - 1976, 78, 79
 -J-
 Jackman, Leslie - 2005, 2007
 Jackson, Courtney (Mgr.) - 2005
 Jackson, Jamil - 1990-93
 Jackson, John - 1915
 Jackson, Malik - 1990-93
 Jackson, Myles - 2012, 14
 Jackson, Randy - 1988-90
 Jacobs, Davon - 2013-15
 Jacobus, Tim (Mgr.) - 2008-10
 Jahn, Julius - 1909
 James, Paul - 2013-15
 Jamison, Jawan - 2011-12
 Jeffers, Jerome - 1935-36
 Jefferson, DC - 2009-12
 Jefferson, Riley - 1997

Jeffries, Roger - 1991-93	Kelley, Robert - 1954-55	-L-	Lipetz, David - 1991-92
Jenerette, Ron - 2000-02	Kelly, David - 1917-18	Labiner, Gerald - 1943	Lippman, Robert - 1944
Jenkins, George - 1882	Kelly, Thomas - 1994-97	Ladley, John - 1876	Lipscomb, Dwight - 1972-75
Jenkins, Henry - 1975-76	Kemlo, James - 1872-75, 77	Lamb, George - 1963-65	Lipsett, Daniel - 1985-87
Jenkins, James - 1987-90	Kempson, Norman - 1940	Lambert, Quanzel - 2013-16	Liska, Gary - 1981-84
Jenkins, Jeremy (Mgr.) - 2011-13	Kennedy, Chris - 1993-95	Lamicella, Pete - 1993	Liston, Lestor - 2013-14
Jennings, Frank - 1903	Kennedy, Justin - 1990	Lampert, Evan - 2009-10	Listorti, Brad - 2004-05
Jennings, Jim "J" - 1971-73	Kenney, John - 1934	Land - 1892	Little, Bloomfield - 1870-72
Jeter, Kent (Mgr.) - 1986	Kenney, Ronald - 1964-66	Landi, Keith - 2002	Loblein, Eldon - 1905-06
Johnson, August - 1952-54	Kent, Stephante - 2009	Lane, Al-Ghaffaar - 2010	Locke, Jason - 1998-99
Johnson, Bruce - 1952-53	Keough, John - 1971	Lane, Todd, 1990-92	Lockwood, Henry - 1887-88
Johnson, C. Stanley - 1924	Kiern, MacKenzie (Mgr.) - 2014-16	Lang, H. Titus - 1934	Lohmann, Joey - 2014
Johnson, Eric - 1980-82	Kiernan, James - 1923-24	Lange, Mo - 2007-10	Long, Pete (Mgr.) - 1995-97
Johnson, Errol - 1999-2000	Kilch, Al - 1958-59	Langenus, John - 1969	Longa, Steve - 2013-15
Johnson, Ezra - 1995	Kim, David (Mgr.) - 2011	Lansing, Howard - 1879, 81	Looby, Jordan (Mgr.) - 2011
Johnson, Frederick - 1911-12	Kinch, Ray - 1975-76	Lapkowicz, Vic - 1971-72	Loomis, Chris - 2001-04
Johnson, George - 2006-09	King, Robert - 1941	LaPrarie, Jacques - 1982-85	Lopez, Joseph - 1936
Johnson, Isaiah - 2015-16	King, Walter - 1996-97, 99, 2000	LaPrarie, Walter - 1949-51	Loppacker, Raymond - 1921
Johnson, Jarvis - 2001-04	Kingman, William - 1929-30	Large, George - 1980-29	Lord, John - 1926
Johnson, Joseph (Mgr.) - 1981-83	Kirchner, Brendan (Mgr.) - 2008-09	Larkin, Thomas (Mgr.) - 1954	Lorenz, Herbert - 1925-27
Johnson, Kaleb - 2011-14	Kirksey, Kenneth - 2011-14	Larrow, Michael - 2010-12	Loose, Harvey - 1886-87
Johnson, Lester - 1977-79	Kitchen, Zaire - 2006-09	Laryea, Edmond - 2006-08, 2011	Lott, Kam - 2014
Johnson, Robert (Mgr.) - 1940	Kivlehan, Patrick - 2008-11	Lasher, Winfield - 1869-70	Loud, John - 1892
Johnson, Sam - 2003-06	Kizis, Michael - 1968-70	Lassiter, Mark - 1975-77	Lovelace, Antoine - 1999, 2000
Johnson, Tejay - 2012-13	Klein, Leon - 1945	Latimer, George - 1929-31	Lovelace, Jabu - 2007-09
Jones, Brandon - 2009-12	Kliener, Matt (Mgr.) - 2013	Latore, Dan - 1994-95	Lowery, Antonio - 2007-10
Jones, Chris - 1990	Klitcho, Frank - 1992	Laubenheimer, John - 1881	Lowery, Antwan - 2010-13
Jones, Donald - 1941-42	Klosky, Simon - 1941	Laverty, John - 1954-56	Lubin, Rachel (Film) - 1995-97
Jones, Ed - 1971, 73-74	Knabb, George - 1931	Laviano, Chris - 2014-16	Lubow, Micah (Mgr.) - 2015-16
Jones, Greg - 2016	Knauss, Richard - 1928-30	Law, John - 1978-79	Lucas, Ray - 1992-95
Jones, Joey - 1995, 97	Knights, Mike - 1979-81	Lawes, Ernest - 1917	Lucy, Alan - 2014-16
Jones, Khalil (Mgr.) - 2013-15	Koar, William - 1941	Lawrence, Bruce - 1963-64	Luderman, Robert - 1980-81
Jones, Marcus - 2001-02	Kocaj, Thomas - 1961	Lawrence, Richard - 1959-61	Ludlam, Malcolm - 1889
Jones, Mark - 1984	Koehler, George - 1903-04	Learner, Zach (Mgr.) - 2010	Ludlow, Gabriel - 1891-94
Jones, Michael - 1997-2000	Koehler, George - 1909	Lee, Glen - 2005-08	Ludlow, George - 1891, 92, 94
Jones, Nathan - 2000-03	Kofitsas, Pete - 1989	Leek, Ralph - 1980-81	Ludlow, Howard - 1891
Jones, Robert - 2010-13	Kokoskie, Doug - 1984-86, 88	Lefeged, Joe - 2007-10	Lufborrow (Mgr.) - 1906-07
Jordan, Ed - 2000-01, 2003	Kolstery, Jeff (Mgr.) - 2001	Leferts, D.W. (Mgr.) - 1894	Lugossy, Frank - 1958-60
Joseph, Sebastian - 2014-16	Koos, Frank - 1949-50	Leggett, William - 1869-70	Lukabu, Piana - 2001, 2003-04
Jovanavic, Paul - 1996	Koprowski, Richard - 1966-68	LeGrand, Eric - 2008-11	Lull, Richard - 1888, 90, 92
Juan, James - 1966-68	Kornicki, Peter - 1933-35	Lentz, August - 1890	Lummis, William (Mgr.) - 1949
Julie, Howard - 1910-12	Korwin, Timothy (Mgr.) - 2011-13	Leonard, Brian - 2003-06	Lumpkin, Keith - 2012-15
Julien, Joseph - 1929-31	Kosup, Bert - 1974, 76-77	Leonard, Nate - 1999-2002	Luna, Marcus - 1996-97
-K-	Kovacs, Rob (Mgr.) - 2005-06	Leoni, Bryan - 2013-14	Lundwall, Albert - 1935-36
Kaczorowski, Krzysztof - 2000	Kowal, Matt (Mgr.) - 2014-16	Lerner, Zach - 2011	Lusardi, LeRoy - 1955-56
Kahle, Cornell - 1920-21	Kowalski, Joseph - 1959-61	Leslie, Edwin - 1906-09	Lusardi, Robert - 1955-57
Kahle, John - 1949	Kozak, Kory - 1990-92	Leslie, Jesse - 1912	Luthman, Carol (Mgr.) - 1963-64
Kahn, Amir (Mgr.) - 2002-03	Kozick, Myron - 1935	Lester, Tim - 1987-89	Lyall, John - 1873-75
Kahn, Howard (Mgr.) - 1983	Krafchick, Max - 1928-29	Letson, Walt (Mgr.) - 1919	Lydecker, George - 1872-74
Kalinger, Roger - 1963-64	Kramer, George - 1931-33	Leung, Kate (Mgr.) - 2006	Lyman, Robert - 1946-47
Kane, Orlando - 2004	Kramer, Vincent - 1939-40	Lewendon, J. Scott - 1965-67	Lynn, Chazz - 2007
Kaplan, Robert - 1950	Krapf, Shirley (Mgr.) - 1974-75	Lewis, Chenry - 2005-07	Lynn, Gwendolyn - 1982
Kaplan, Saul - 1945	Krasnavage, Paul - 1972-74	Lewis, Clifford (Mgr.) - 1937	Lynn, Wilson - 1890
Karakas, Harry - 1929-31	Krause, Aaron - 2002	Lewis, Kaiwan - 2015	Lysack, Wesley - 2000
Karpinski, Jed - 1982	Krayer, Keith - 1960-62	Lewis, Paul - 1974	-M-
Karwacki, Mike - 1994	Kroft, Tyler - 2012-14	Lewis, Phil - 2013	Mabius, Len - 1958-60
Katchen, Jeffrey (Mgr.) - 1968-69	Kroll, Alex - 1960-61	Lezdey, John - 1950	MacCauley - 1878
Kaup, Ken (Mgr.) - 2002	Krupka, Dawn (film) - 1999	Libby, William - 1959, 61	MacDonald, Kenneth - 1940-42
Kavulich, Doug - 1990-92	Kubas, Mike - 1978-80	Libonati, Nicholas - 2011	MacDonald, Shane (Mgr.) - 2006
Kearney, Edward - 1927	Kuch, Frank - 1962-63	Lichtenberger, Steve (Mgr.) - 2007	MacFarlin, Donald - 1941-42
Keating, James - 1983-85	Kucowski, Joe - 1994-95	Liddy, Jack - 1931-32	MacNeil, John - 1902-05
Keating, John - 1935	Kull, Frank - 1918	Liddy, John - 1965-66	MacNeil, William - 1904-07
Keating, Tom - 1984-85	Kummer, Kyle - 2007	Light, Liz (Film) - 1992-94	Maddalena, Al - 1976-78
Keefe, Stephen - 1885	Kurdyla, Jeff - 1981-83	Liguori, Jim - 1970	Maddox-Williams, Tyreek - 2016
KeHayas, Nicholas - 1955-56	Kurdivia, Kevin - 1977-80	Lidburn, George - 1881-82	Magin, Franklin - 1955-56
Kehler, Glen - 1975-78	Kushinka, Candy (Mgr.) - 1976-77	Lillis, James - 1872	Maglio, Dante (Mgr.) - 2013-16
Keller, Henry - 1918, 21-23	Kushinka, Michael - 1946-48	Lincoln, Robert - 1922-24	Magoo, Quincy - 1910-11
Keller, Ron - 1993, 95, 96	Kutz, John - 1986-88	Linquist, Wallace - 1955	Makarevich, Larry - 1958-60
Kelley, Frank - 1916-19	Kuzniak, Mike (Mgr.) - 2004-06	Linton, Dimitri - 2004, 2007	Maki, Matt (Mgr.) - 1993

HISTORY & TRADITION



Malakoski, Jason - 2000
 Malanga, Gerald - 1949
 Malast, Kevin - 2005-08
 Malekoff, Albert - 1946-49
 Malekoff, Andy - 1970-72
 Malinak, Roy - 1971-72
 Mallory, Troy (Mgr.) - 2014-15
 Maloney, Francis - 1920-22
 Maloney, Jom - 1972
 Malven, Stephen - 1900-01
 Manfred, F. - 1936
 Mangiero, Dino - 1976-79
 Manhoff, Bert - 1945-46
 Mann, Arthur - 1945-47
 Mann, Oliver - 1897-1900
 Manning, Sherman - 1927
 Mannix, Kevin - 1977-78
 Mannon, Tom - 1973-74
 Mansbach, Howard (Mgr.) - 1994
 Mantz, Mike (Mgr.) - 2013-15
 Marcali, Kalman (Mgr.) - 1942
 Marcello, Michael (Mgr.) - 2004
 Marcos, Kelsey (Mgr.) - 2005
 Marco, James - 1954-55
 Marcus, Nate (Mgr.) - 2010-13
 Marcus, Paul - 1973-74
 Marelli, Henry - 1895-96
 Margolis, Eric - 2015
 Marinovich, George - 1949
 Marino, Dave - 1986-88
 Mark, Barnard - 1927
 Marker, Harry - 1895-96
 Marks, E. Robert - 1942
 Marotta, Nick - 1979-80
 Marquez, Kevin - 2013-16
 Marsh, Nick - 2013
 Marshall, W.B. - 1880
 Martello, Jim - 1982
 Martin, Aaron - 1999-2002
 Martin, Ben - 1997, 98, 2000-01
 Martin, Ben - 2012
 Martin, Bill - 1979
 Martin, Charles - 1911-14
 Martin, Gary - 1969-71
 Martin, Robert - 2014-16
 Martin, William - 1977-79
 Martinak, Joe - 1958
 Martinek, Joe - 2008-11
 Martine, Abram - 1869-70, 72
 Mason, Charles - 1893-96
 Mason, D.T. (Mgr.) - 1903-04
 Mason, Howard - 1915-16
 Mastrolia, Ronald - 1952-54
 Mattern, Trent - 1979
 Matthews, Vance - 2014-16
 Matthews, Wayne (Mgr.) - 1962
 Mattia, Hector - 1930-32
 Max, Robert - 1955-57
 Maxwell, George - 1993
 Mayall, Karl - 1998-99
 Mayes, Ivan - 1988-90
 Mayes, Marty - 1987-90
 Maynard, Hiram - 1875
 Maynard, Oscar - 1875
 Mayne, Robert - 1946-47
 Mazan, Dan - 2007
 Mazer, Andy - 1972-74
 Mazurkiewicz, Agnieszka (Mgr.) - 2002
 Mazza, Rich - 1998-2000

McAllister, Claude, Jr. - 1965
 McBride, Matt - 2011-12
 McBroom, Len - 1977-78
 McCord, Derek - 1990-92
 McCormack, Dennis - 2000
 McCourtay, Devin - 2006-09
 McCourtay, Jason - 2005-08
 McDonald, Marshall "Lee" - 1996-99
 McDonald, Sameeh - 2002-05
 McDougall, Neil - 1913
 McEvoy, Colin - 2007-08, 2010
 McGoey, Bill - 1957-59
 McGorry, Dennis - 1965-66
 McGovern, Craig - 2008
 McGovern, John - 1909-11
 McGuire, Damian - 1991
 McHarris, Dan - 1984, 86, 88
 McKanna, A. Gregory - 1943-44
 McKee, William - 1869
 McKelvey, John - 1881
 McKiernan, Jack - 1994-97
 McKnight, William - 1892
 McKoy, Vaughn - 1986-89
 McLaren, George - 1973-74
 McLaren, Malcolm - 1948-49
 McMahan, Dan - 1976-78
 McMahan, Mike - 1997-2000
 McMahan, William - 1896-99
 McManis, Rich - 2000-03
 McManus, Eugene - 1947-48
 McMichael, Arthur - 1907-09
 McMichael, Ed - 1978-80
 McNamara, Peter - 1988-99
 McQueen, Tyrone - 1987-89
 McSherry, D.J. (Mgr.) - 2004-07
 Medley, Ishmael - 2002-05
 Meekins, Ramel - 2003-06
 Melcon, Jerry - 1982
 Mele, Joe - 1975-76
 Mellor, John - 1901
 Melly, Kevin - 1989
 Melrose, John - 1941
 Melton, Gary - 1989-91
 Melusky, Diane (Mgr.) - 1976
 Mendez, Peter - 1999-00
 Mera, Djwany - 2013-15
 Merrell, Jamal - 2011-13
 Merrell, Jamil - 2011-13
 Mersola, Brett - 1987-88
 Meryer, James - 1882-83
 Merz, William - 1981
 Messe, David - 1944
 Messler, Isaac - 1889-92, 94
 Metzger, Roscoe - 1931
 Metzler, Robert - 1934
 Michaelson, Stanley - 1949-50
 Mike-Mayer, Nick - 1995-97
 Milano, William - 1986-89
 Milburn, Rich - 1982
 Miliba, Paul - 1969-70
 Milewski, David - 2013-14
 Milio, Anthony - 2013-14
 Milone, Matt (Mgr.) - 2010-13
 Millard, Jack (Mgr.) - 1958
 Miller, Alan - 1969
 Miller, Anthony - 2004
 Miller, Bruce - 1970-71
 Miller, David - 1980-81
 Miller, Dorian - 2014-16

Miller, Glenn - 1986-89
 Miller, Harold - 1914
 Miller, John - 1969-70
 Miller, Leslie - 1952-53
 Miller, Richard - 1992-53
 Miller, Scott - 1986-90
 Miller, Seaman - 1875, 77, 78
 Milliken, Peter - 1974-75
 Mills, John - 1894-96
 Mills, Travis - 2000-01
 Mills, William - 1979-80, 82
 Minemeyer, Jeff - 2009
 Miner, D.B. (Mgr.) - 1904-05
 Mischwitz, Edmund - 1893
 Mitchell, Allen - 1909-91
 Mitchell, H. Bryant - 1966-68
 Mitchell, Jason (Mgr.) - 2001
 Mitchell, Matt - 2005
 Mitchell, Sheddric - 1998
 Mitchell, William (Mgr.) - 1936
 Mittlehner, Alfred - 1954-55
 Mitter, Craig - 1991-92
 Moffett, Thomas - 1952
 Mohn, Otto - 1893, 96
 Molina, Ulysses (Mgr.) - 1986-88
 Monahan, James - 1949-51
 Montigney, Bruce - 1972-73
 Moody, Mahiri - 1998-2000
 Moon, Ridgeway - 1900-03
 Morales, Eugene - 2007-09
 Moore, Antoine - 1990-92
 Moore, Bryant - 1979-82
 Moore, Jabari - 1998-99
 Moore, Ray - 1979, 81
 Moore, Warner - 1922-23
 Morabe, Christian (Mgr.) - 2006
 Morehead, John - 1931
 Morfoot, G. - 1883
 Morgan, Walter - 1927
 Moro, Luis - 1984-86
 Morris, Austin - 1888
 Morris, Frank - 1901-03, 05
 Morris, George - 1890
 Morris, James - 1879
 Morris, Joseph - 1936
 Morris, Ralph - 1900-01
 Morris, Trevor - 2015-16
 Morrison, John - 1879-82
 Morrison, Mahlon - 1950-52
 Morse, Wayne - 2006
 Morton, Bob - 1972-73
 Moscowitz, David - 1926-28
 Moses, Tres - 2001, 2003-05
 Mosher, Robert - 1953
 Mostowsky, Jared (Mgr.) - 2011-14
 Moultrie, Reggie - 1975-77
 Mound, Chuck - 1992
 Mount, George (Mgr.) - 1902-03
 Mount, Wilton - 1918-19
 Mozzochi, Donald - 1956-58
 Mudie, Charles - 1964-66
 Mudie, Sam - 1959-61
 Mullen, John - 1938
 Muller, Chris - 2013-16
 Mullert, Paul - 1958-59
 Mullowney, Thomas - 1954
 Muno, Larry - 1987-88
 Munoz, Damaso - 2006-09
 Murar, Richard - 1955-56

Murphy, J. Harvey - 1902-04
 Murphy, John - 1987-90
 Murray, Aidan - 2014
 Murray, Brian (Mgr.) - 2001
 Murray, Norbury - 1903-05
 Muschiatti, Lawrence - 1956-58
 Myers, William - 1887-88
 -N-
 Naporano, Andrew - 1968-70
 Naporano, Anthony - 1934-36
 Nash, Myles - 2013-14, 16
 Nash, Robert - 1913-15
 Nasholds, William - 1875
 Naso, Robert - 1956-58
 Natale, Domenic - 2008-09
 Nathaniel, Thomas - 1953
 Nave, Glen - 1991-92
 Naylor, Frank - 1979-81
 Nebb, William - 1948-49
 Nedvins, Ernest - 1941-42
 Neiley, Nick - 1957
 Neill, Ryan - 2001-02, 04-05
 Nelson, Derrick - 2014-16
 Nelson, Milto n - 1939-40
 Nelson, Oswald - 1925-26
 Nemorin, Patrick - 2007, 2010
 Neumann, William - 1942
 Neuschäfer, Alfred - 1916-18
 Nevius, George - 1873
 Newman, Jeffrey - 1986-88
 Nicola, Jonathan - 2008
 Nichay, Eric (Mgr.) - 2015-16
 Nielsen, Craig - 1978
 Niemyer, John - 1967-68
 Nilan, Joseph - 1933-35
 Nobel, John - 1922
 Noonan, Charlie - 2007-10
 Norris, John - 1878
 Norton, Robert - 1962-64
 Notaro, Gianni - 1996-97
 Nova, Gary - 2011-14
 Novak, Richard - 1962-63
 Novelli, Leonard - 1967-69
 Nubani, Ramy - 2007-09
 Nugent, Jason - 2002-05
 Nutt, Robert - 1906-07
 -O-
 Oake, Roy - 1984-85
 Oberlander, Richard - 1956-57
 Oberman, Rowan (Mgr.) - 2016
 O'Brien, James - 1953-54
 Ochs, Robert - 1946-48
 O'Connell, Matthew - 1985-88
 O'Conner, Kevin - 1969-70
 Odell, Tim - 1977-80
 Ogbevoen, Iyanosa - 2014
 Ogden, William - 1885
 O'Halloran, Jim - 1975-76
 O'Hara, Shaun - 1997-99
 O'Hearn, John - 1952-54
 Ohene, Jason - 1998-2000
 Oldt, Bob - 1971-73
 Oliva, Anthony (Mgr.) - 1960-61
 Olsen, Jeff - 2000
 Olsen, Martin - 1938-39
 Olmley, Kenneth - 1938-40
 O'Neill, Chris (Mgr.) - 2004-05
 Oram, King - 1896-97
 Orecchio, Carmen - 1944

O'Reilly, Tom - 1991	Pfirman, Steve - 1979-81	Raffaelli, Gregory - 1985-87	Robeson, Paul - 1915-18
Orizzi, John - 1968-69	Phelps, Apollo - 1932-33	Rafferty, Joe - 1982	Robinson, Arthur - 1955-56
Oross, Marc - 2007-08	Phillips, Kamar (Mgr.) - 2003	Rafferty, Nick - 2014	Robinson, George - 1910-12
Or, Raheem - 2001-03	Piccirillo, John - 1972-74	Raffery, Bryan - 1996	Robinson, Jermaine - 1997-98
Orro, Bobby - 1997	Pickel, Christopher - 1987-89	Randel, Francis - 1900-01	Robinson, Mason - 2007-08, 10, 12
Ortiz, Rick - 1992-93	Pickel, George - 1982-85	Randolph, Thomas - 1876-78	Robinson, Nate - 2003-04
Osei, David - 2011-12	Pickel, James - 1983-85	Ranieri, George - 1942	Rockafeller, Claudius - 1869-70, 72
Osinski, Kenneth - 1942-46	Pickel, William - 1979-82	Ranney, William - 1892-95	Rockafeller, Eugene - 1912
Ottley, Howard - 1949-51	Picketts, Sam - 1969-71	Ranson, Alonzo - 1898-1900	Rockafeller, Harry - 1912-15
Overton, Chalmers - 1909-10	Piegaro, Dominick - 2005-06	Raphel, Jerome - 1947	Rockwell, Bruce - 1969
Owen, Arthur - 1894-95	Pierce, Carlton - 1874-75	Rapollie, Ernest - 1896-99	Rogers, Charles - 1879, 82-85
Owens, Dontae - 2015	Pierce, James - 1911	Rasile, Justin (Mgr.) - 2012	Rogers, Charles - 1907-08
Owens, James - 1874	Pierce, Jeremiah (Mgr.) - 2016	Ratti, Ford - 1940-42	Rogers, DeWitt - 1880-82
Owens, John - 1981-83	Pilch, Ray - 2001-04	Raub, Howard - 1919-21	Rogers, Ferdinand - 1882-83
Owens, Maurice - 1990-92	Pineiro, Mark - 1979-81	Ray, Albert - 1979-81	Rogers, Jim - 1957-59
Ozais, Arthur - 1922-23	Pinnix-Oddrick, Julian - 2014-16	Ray, Tony - 1974-75	Roll, William - 1903
-P-	Pitt, Sherman - 1886-87	Raymond, Andrew - 1875-77	Rollins, Frederick - 1917-18
Pace, George - 1869-70	Pittman, Clarence - 2002-05	Rayner, Albert - 1943	Rolph, Arthur - 1936-37
Pacilio, Errico - 1950-52	Pitts, Tyrone - 1997-98	Razey, Philip - 1981	Romelus, Marlon - 2009
Pahls, George - 1964	Plevinsky, Morris - 1935-37	Read, Earl - 1947-49	Root, Leon - 1948-50
Pahis, Justin - 1958-60	Poad, Ritchie - 1961-63	Read, Frederick - 1907-08	Rosen, Stanley - 1926-28
Owen, Arthur - 1963	Poko, Matt (Mgr.) - 2005	Rebholz, Jeff - 1975-77	Rosenberg, Harold - 1941
Palumbo, Dave - 1980	Poland, J.O. (Mgr.) - 1888	Redman, Robert - 1952-54	Rosenow, Jason - 1995
Pandick, Oakley - 1946-49	Poland, Norman - 1893	Redmond, Herbert - 1917-20	Ross, Donald - 1945
Pannucki, Michael - 1948-50	Poland, Rufus - 1900	Redmond, Mortimer - 1918-19	Ross, Edwin - 1873-75
Parigian, Berge - 1946-48	Policastro, Richard - 1968-69	Redmond, Phillip - 1921	Ross, Gil - 1995-98
Parisi, Lore Dana (Mgr.) - 1999-2000	Polidoro, Joseph - 1956	Reed, Nick (Mgr.) - 2005-06	Ross, Julian - 1998-2001
Parker, L'Vonne - 2004	Pollard, Roger - 1984	Rees, Athol - 1924	Rossmango, Nicole (film) - 1994-95
Parker, Marcus - 2016	Pollock, John - 1956	Reeser, Douglas - 1961-63	Roth, Joey - 2014-15
Parker, William - 1893-94	Poole, Charles - 1894-95	Regan, William - 1966	Rowe, David - 2008-11
Parkins, Phil - 1977-78	Pooley, David - 1955-57	Reid, Eric - 1989	Rowe, John (Mgr.) - 1922
Parsons, Ralph - 1897-98	Poon, Phil (Mgr.) - 2013-16	Reid, Greg - 1984	Ruch, Caleb - 2008-11
Parsons, Robert - 1892	Porter, John (Mgr.) - 2001-03	Reiger, Bela - 1942-43	Ruch, Kenneth - 1922-25
Pasternack, Fred - 1945	Porter, Joe - 2003-06	Reilly, DeWitt - 1885	Rudanovic, Chris - 2007
Pastel, Karan (Mgr.) - 2016	Ports, George - 1956	Remy, Nkosi - 2006	Rudanovic, Milan - 2006
Patkochis, Scott - 1990-91, 93	Post, John, Jr. - 1893-95	Rendall, Kenneth - 1914-17	Rudanovic, Mitar - 2006
Patterson, William - 1897-1900	Potter, Ellis - 1874-75	Renkart, Brandon - 2005-07	Ruddy, George - 1948-49
Pattison, Charles - 1986-88	Potzer, Emil - 1940-42	Renna, Eugene - 1964-65	Rudinski, Wayne - 1977
Patton, Andre - 2013-16	Powell, William - 1995-98	Renshaw, James - 1967-68	Ruger, John (Mgr.) - 1938
Paugh, Charles - 1986-89	Powers, Kyle (Mgr.) - 2006	Renshaw, Richard - 1937	Ruggieri, Tony (Mgr.) - 1976-78
Paulson, Jon - 1961-63	Pratt, Quron - 2010-13	Rescigno, Giovanni - 2016	Ruiz, Fabian - 2008-10
Pawlik, Tony - 1972-74	Pregolato, John - 1958-60	Resh, Gary (Mgr.) - 1986-88	Rumney, Richard - 1944
Peacock, Richard - 1958	Prescott, Joseph - 1926-28	Resnick, Irving - 1931-32	Runyon, Ralph - 1937-39
Pearch, James - 1945-46	Prescott, Matt - 1985-86	Rettig, Hayden - 2015	Ruroede, Glen - 1983, 85
Pease, Fran - 1963-64	Presley, Bruce - 1992-95	Revear, Genita (Mgr.) - 2002-05	Russell, Brandon - 2015-16
Peele, Ruhann - 2013	Price, Arthur - 1944	Rhines, Sidney - 1966-67	Russo, Ralph - 1937-39
Pellington, William - 1949-50	Price, Keith - 1991-94	Rice, Ray - 2005-07	Russum, Frank - 1901
Pellowski, Michael - 1968-70	Price, Kim (film) - 1996-97	Rice, Richard - 1904-07	Rustemeyer, Mike - 1978-81
Pencek, Richard - 1958-59	Price, William - 1873-75	Richards, Asante (Mgr.) - 2006-07	Rutgers, Henry - 1870
Pendagrass, Boris - 1982-84	Pridgen, Michael - 1996-99	Richardson, Charles - 1955	Rutkowski, Bron - 1975
Penn, Robert - 1955	Priggen, John - 1966-67	Richardson, Rashied - 1997	Rutkowski, Roman - 1949-51
Pennucci, Joe - 1983	Pringle, Wallace - 1935-36	Richmond, H. - 1918	Ryan, Logan - 2010-12
Penyak, Mike - 1973	Prisco, Nicholas - 1930-32	Ricks, Rashawn - 2005-06	Ryno, Corydon - 1895-97
Peoples, Desmon - 2013-14	Prowllon, Fatimah (Mgr.) - 1999	Riddick, Tosh - 1998	-S-
Pergolizzi, Mike - 1988	Pruyen, Charles - 1869	Riesett, Donald - 1965-67	Sabo, John - 1947-49
Pernetti, Tim - 1990-93	Pryor, Henry - 1948-49	Rigole, Anthony - 1983-85	Sabo, Ronald - 1956-57
Perry, Arthur - 1935-37	Puaual, Iosefa - 1998-99	Rineheimer, Dave - 1970-72	Sacca, Ralph - 1996
Perry, Marcus - 1998-00	Puelo, Henry - 1948-49	Ring, Rob - 1998, 2000, 01	Sadloch, Michelle (film) - 1996, 97, 99
Perry, Ntwademela - 2015	Pulley, Bill - 1957-59	Rivas, Luis - 2002-05	Sadowksi, Mike - 1989
Persley, George (Mgr.) - 1947-48	Pumyea, Isaac - 1873	Rivers, Paul - 1994-95	Safford, Daniel - 1905-07
Person, Leonard - 1987	Putman, Tyrone - 2010	Roberson, Derrick - 2003-06	Sagnella, Anthony - 1982-85
Pesce, John - 1970-72	Pyszczymuka, Greg - 1999-02	Roberts, Christopher - 1990-91	Salau, Ruth Ann (Mgr.) - 1995
Peterson, Alfred - 2001-04	Pyszczymuka, Marty - 2000-03	Roberts, Deonte - 2015-16	Salek, Jerrold - 1947
Petko, Thomas - 1998-00	-Q-	Roberts, Edwin - 1927	Salemi, Jack - 1971-73
Petrucci, Anthony (film) - 1999	Quartucci, Frank - 2013	Roberts, Marshall - 1989-92	Salter, Brandon (Mgr.) - 2000-01
Pettit, Robert - 1897-99	Quave, Chris - 2005, 2007-08	Roberts, Michael - 1993-94	Saltsman, George (Mgr.) - 1966-67
Pettit, Robert - 1928	-R-	Roberts, Thomas - 1929	Sanchez, Brian (Mgr.) - 2016
Pfabe, Dan - 1974-77	Rabuck, John - 1971	Roberts, Larry - 1969-71	Sandbloom, Russell - 1950-52
Pfeiffer, Richard - 1956-57	Radigan, Joe - 2003-06	Robertson, Wesley - 1998-2000	Sands, Ryan - 2001-03



Sandy, Mike - 1995	Shea, Garrett - 1998, 00	So, Chuck (Mgr.) - 2003	Summerhil, John - 1918-21
Santarpio, Mike - 1975-77	Shedden, James - 1926-28	Somorin, Tolulope (Mgr.) - 2016	Supleveda, Myles (Mgr.) - 2013
Sanu, Mohamed - 2009-11	Sherengos, William - 1950-51	Sosa, Pedro - 2005-07	Surlis, Timothy - 1981
Sarna, Guy - 1977-79	Sherman, Lee - 1962-63	Sowick, Fred - 1946-49	Sutton, John - 1917
Saum, Kevin (Mgr.) - 2009-11	Sheremetta, Nick - 1993	Sparks, William - 1962-64	Swartz, Rusty - 1993-96
Sauter, Nick - 1974-76	Sheridan, Brian - 1993-95, 97	Spaulding, Bruce - 1993-94	Swayne, Harry - 1983-86
Savage, Tom - 2009-10	Sherrard, John (Mgr.) - 1945-46	Speidel, Robert - 1987-89	Sweet, John - 1928
Savidge, Peter - 1963-65	Shimko, Steve - 2011	Spells, Shane - 1992-94	Sweeney, Andrew - 1903
Savino, Peter - 1966-68	Shuler, Miles - 2011-12	Spencer, Scott - 1971-73	Sweeney, John - 1983
Savov, Joseph - 1987-89	Shutte, Bob - 1969-71	Speranza, William - 1959-61	Sweeney, Tom - 1972-73
Savoye, Richard - 1901	Shycko, Ron - 1972-73	Spitzer, Kevin - 1986	Sweetman, Ch. (Mgr.) - 1956-58
Saxe, Ray (Mgr.) - 1921	Siatta, Mike (Mgr.) - 2004-05	Spitzer, Mike - 1990-93	Swinger, Rashod - 1993-96
Saxton, Donald - 1936-37	Sibelman, David (Mgr.) - 2007-09	Spitzer, Rich - 1980-82	Szot, Alex - 1939-40
Scagliotta, Joseph - 1950-52	Sica, Jason - 1994	Spizzo, T.J. - 1994-96	Szydlowski, Cathy (Mgr.) - 1977-78
Scarr, Charles - 2014-15	Siciliano, Dante - 1997-98	Spray, Herbert - 1945	-T-
Scarr, Francis - 1914-16	Sickles, Harry - 1942	Staats, Peter - 1972-73	Taiglia, James - 1946-48
Schaffie, Albert - 1941	Sidebottom, Andrew (Mgr.) - 2008-11	Stager, Walter - 1928-30	Tait, Harold - 1885-86
Shank, Harold - 1937-39	Sigler, Herbert - 1893	Stalker, William - 1943	Tait, John - 1884-85
Schedeneck, Jim - 1983	Silvestro, Alex - 2007-10	Stanowicz, Steven - 1935-36	Talan, Walter - 1946-48
Scheer, Tom (Mgr.) - 1959	Simek, Steve - 1974-75	Stanton, Seth - 1998-2001	Talbot, Arthur - 1939
Schlick, John (Mgr.) - 1994-95	Simms, Frederick - 1955-57	Staples, Parker - 1937-38	Talman, Howard - 1912-15
Schlich, Volney - 1899	Simms, Robert - 1957-59	Stapleton, Darnell - 2005-06	Tango, Tony - 1977
Schmid, Alan - 1980	Simons, Stephen - 1959-61	Stapleton, Desmond - 2009-11	Tanribilir, Steve - 1990-92
Schmidt, John - 1940-41	Simon, Franklin (Mgr.) - 1948	Startzell, Kennan - 1976-79	Tappen, Tom - 1960-62
Schmidt, Ralph - 1939-41	Simone, Donald - 1856	Stasiak, Walter - 1966	Tarcher, Leonard - 1932
Schmidt, William - 1940-41	Simone, Ronald - 1999, 01	Steele, Charles - 1869	Tardy, Steve - 1986-89
Schneider, Lee - 1967-69	Simonelli, Tony - 1960-62	Stegeman, W. - 1891	Tartacoff, J.T. - 2010-13
Schomp, William - 1874	Simonson, Robert - 1945	Stegmann, Ralf - 1964-66	Tarver, Tom - 1990-91
Schoomaker, Oliver - 1902-04	Simpkins, Hillyer - 1935-37	Steinke, Rudolph - 1904-08	Taylor, Brian - 1991
Schottinger, John - 1943	Sims, Herndon - 1985	Stephans, Mike - 1996	Taylor, Jim (Mgr.) - 1992-93
Schroeder, Robert - 1964-66	Sinclair, Kevin - 1998-99	Stephens, Curtis - 1984-87	Taylor, Linwood - 1974
Schuck, John - 1949-51	Singer, Austin - 1923-25	Stephens, Reggie - 1997-98	Taylor, T.J. - 2014-16
Schultz, Wm. (Mgr.) - 1965-66	Sipos, Dale - 1972-73	Stephenson, Cameron - 2004-06	Te, San San - 2008-11
Schutte, Bob - 1969-71	Sivess, Andy - 1945-46	Stephenson, Darly - 2013-14	Teatom, Jim - 1974-76
Schwarz, Edward - 1935	Sivess, Greg - 1970	Stephenson, Devon - 2013-14	Teel, Mike - 2005-08
Schwedo, Donald - 1952-53	Slee, John - 1876	Stevens, George - 1869-70	Tepper, Louis - 1965-66
Schwenk, Chad - 1999-00	Sliker, Lawrence - 1915-16, 19-20	Steward, Ed - 1977-80	Terhune, Clarence - 1887-88
Schwenker, Carl - 1933-34	Sloan, Jared - 1994-97	Steward, Fritz - 1870	Ternyila, Jeff - 2004
Sclafani, Carmen - 1987-88	Small, Kevin - 2008	Stewart, George - 1991-93	Terrill C. Hoyt - 1921, 23-25
Scott, James - 1950-51	Smart, Davon - 2007-08	Stewart, Jon - 1978-79	Terry, Dawn (Mgr.) - 1977-79
Scott, Sean - 1990	Smart, Mathew (Mgr.) - 2015-16	Stewart, Wm., Jr. - 1900-01, 03	Terry, Lloyd - 2014
Scudder, Charles - 1886-87	Smirnow, Martin - 1937	Stillman, I.A. (Mgr.) - 1904	Tharp, Reuben, Jr. - 1903-06
Scudder, Clarence - 1885-87	Smith, Albert - 1982-85	Stittes, Robert - 1950	Theokas, Michael - 1995
Scudder, Dana - 1920-21	Smith, Arthur - 1927	Stitik, Paul - 1954-55	Thomas, Dennis - 1998-2001
Scudder, Henry - 1887	Smith, Cyrus - 1880	Stohrer, Robert - 1963-65	Thomas, Jordan - 2010-11
Scudder, Jared - 1880-82	Smith, George - 1921-23	Stoll, Chris - 1990-93	Thomas, Wayne - 2008
Scudder, Joe (Mgr.) - 1895-96	Smith, Howard - 1907-10	Stonebraker, Robert - 1967-69	Thomas, William - 1946
Scudder, John - 1919-22	Smith, James - 1933	Stonkus, Bryan - 2014-15	Thompson, Art - 1973-74
Scudder, Myron - 1879-81	Smith, Jerry - 1979	Storck, Donald - 1916, 19	Thompson, Devraun - 2003-06
Scudder, Walter - 1888-91	Smith, Ken - 1977-80	Stotesbury, Louis - 1888-89	Thompson, DeWayne - 1999-02
Seabrooks, Shawn - 2000-02	Smith, Ken (Mgr.) - 2007-08	Stout, David - 1962-64	Thompson, Elias - 1887-88
Seaman, Lloyd - 1956-58	Smith, Lewis - 1947	Stowe, Raymond - 1899	Thompson, John - 1898
Searle, Robert - 1913-14	Smith, Liam (Mgr.) - 2009-12	Stowe, Tyrone - 1983-86	Thompson, Marcus - 2011-13
Seddon, Jon - 1982-83, 85	Smith, L.L. - 1999-2002	Strange, Clifford - 1887	Thompson, Peter - 1916
See, William - 1878-79	Smith, Mark (Mgr.) - 1985-86	Strasburger, Paul (Mgr.) - 1934	Thompson, Wayne - 1897
Seeger, Robert - 1994-96	Smith, Ralph - 1900-01	Strellick, Paul - 1962-63	Thompson, William - 1927
Segaloff, Mark - 2004	Smith, Randy - 1998	Strickland, Douglas - 1986-87	Thompson, William - 1960-62
Seger, Mark - 1980-81	Smith, Richard (Mgr.) - 1994-97	Strickland, William - 1896	Thropp, Frank - 1945-48
Segino, H. Richard - 1904-07	Smith, Rudy - 1994-95	Stringer, David - 2000-01	Throup, Tim - 1978
Seiler, Ralph - 1912-15	Smith, Russ (Mgr.) - 1932	Strohmeier, Dax - 1996-99	Tierney, Michael - 1892
Sellari, Don - 1995	Smith, Shaun - 1990, 92-93	Stroud, Keith - 2009-10	Tighe, Andy - 1971-73
Senft, Les - 1958-60	Smith, William - 1938-40	Studiant, Vantrise - 2005	Tillotson, Bob - 1952
Senko, Steve - 1945-48	Smolyn, Gary - 1971-73	Stryker, Edgar - 1895-96	Titney, Gary - 1969-70
Sertick, Jerry - 1964-65	Smoyer, Thomas - 1929-31	Stry, John - 1974	Titworth, Arthur - 1910-11
Sexton, J.R. (Mgr.) - 1909-10	Sneathen, Bob - 1992-94	Studiant, Vantrise - 2006-07	Titus, Charlie - 1998-99
Seymour, Kamaal - 2016	Sneed, Trey - 2016	Sullivan, Kyle - 2010	Tobish, Theodore - 1899-1900
Shak, Neg (Mgr.) - 1944	Snyder, Brett - 1987-89	Sullivan, Mike - 1979	Todd, Harvey - 1912-14
Shapley, Mike (Mgr.) - 2007-10	Snyder, Kevin - 2011-14	Sullivan, P.J. (Mgr.) - 2010-11	Todd, Ralph - 1910-14
Sharp, Nugent - 1957-58	Snyder, Louis - 1876	Sullivan, Theresa (Mgr.) - 1999-2002	Toler, Lewis - 2013

Tomami, Darlene (Mgr.) - 1979-81	Vaughan, William - 1879	Weaver, Elmer - 1903-04	Womack, Jeremy - 1998-2000
Tomkins, Steven - 1987-88	Vaughn, Scott - 1992-93	Weber, Bobby (Mgr.) - 2007-09	Wood, Brandon - 2003-06
Tooney, John - 1910-14	Venezia, Frank - 1979	Webb, Jacuis - 2015	Woodard, Billy - 1997-98
Toran, Nate - 1973-76	Vennetti, Mike (Mgr.) - 2010	Webb, Richard - 1960-61	Woodard, Dan - 2000-01
Torrey, James - 1895	Verbitski, Brian - 2014-15	Weber, Garth - 1964-65	Woodruff, Graham - 1896-99
Townley, David - 1892	Verbitski, John - 1939	Webster, Bruce - 1957-58	Woodward, Kelly - 1992
Townsend, James - 2006-07	Verbitski, John - 1946	Webster, Elnarod - 1988-91	Woodridge, Charles - 1994-97
Tracey, Brian - 2008	Verduzco, Perris - 1998	Weener, Kobi (Mgr.) - 2012-13	Wright, Charles - 1869-72
Tracy, George - 1892	Veth, George - 1957	Weiner, Charles - 1942	Wright, Richard A. - 1953
Trahan, Tony - 2009	Vetter, Mike (Mgr.) 2004	Weingarten, Milton - 1936	Wright, Richard - 1982
Tranavitch, William - 1937-39	Viggiano, Donald - 1963-64	Weiss, Steve (Mgr.) - 2002-05	Wright, Tim - 2009, 2011-12
Traver, Charles - 1909	Vigh, William - 1946-47	Weller, Samuel - 1916	Wright, Tom - 1994
Tremper, Henry - 1894-95	Vinet, Pierre - 1950	Welsh - 1892	Wurtz, William - 1942
Tribitt, Curtis - 1993-94	Vitello, Ben - 2012	Wermuth, Charles - 1956-58	Wycoff, William - 1898-1901
Triggs, Francis - 1951-53	Vitolo, Tom - 1966-67	Westcott, Chester - 1936	Wycokoff, Herbert - 1895
Troup, Harry - 1919	Voelker, Otto - 1901	Westerman, Jamaal - 2005-08	Wycokoff, John - 1869-70
Truex, Arnold - 1932-35	Vogt, Will - 2003, 05	Westerman, Jawann - 2010-11	Wygant, Robert - 1949-51
Trump, Ted - 2001-03	Vohden, Raymond - 1950-51	Westreich, Steven (Mgr.) - 2015	Wyman, Theodore, Jr. - 1905-06
Tsimis, John - 2013-16	VonBischoffshausen, R. - 1963-64	Wetherbee, Jeff (Mgr.) - 1989-92	Wynkoop, Asa - 1884-86
Tucker, Shawn - 2002-03, 05-06	Von Glahn, Clarence - 1928	Wetherington, Matt (Mgr.) - 2010	Wynn, Desmond - 2009-11
Tulloch, Billy - 2000-01	Volpe, Mike - 1986	Whalen, Robert - 1995	-Y-
Tully, William - 1958, 60	Volker, Frederick - 1902	Wharton, Isaiah - 2015-16	Yacaginsky, Joe - 1973-74
Turay, Kemoko - 2014-15	Voorhes, Garrett - 1920	Wheat, Howard - 1903	Yaksick, Bob - 1960-62
Turner, Sam - 1971-72	Voorhees, Garrett - 1889-91	Whitacre, William - 1955-57	Yancheff, Mike - 1969-70
Turso, Louis - 1996, 98	Voorhees, Ralph - 1944-45, 47	Whitaker, Dallas - 2013-14	Yanowitz, Brandon (Mgr.) - 2001-02
Turzilli, Andrew - 2014	Vorhees, Charles - 1893	White, Dexter - 1909-11	Yansick, Kyle (Mgr.) - 2014-15
Tverdov, Pete - 2005-08	Vorhees, Nathaniel - 1879	White, Ralph - 1913-14	Yates, Andre - 1988
Twamley, Steve - 1984-86	Vreeland, Stephen - 1873	White, Shabib - 1999-2000	Yates, Keith - 1943-44
Twing, Wainwright - 1911-14	-W-	Whitehead, William - 1873, 75-76	Yeager, Bryan - 1996-97
Twitchell, Albert - 1932-34	Wacker, Richard - 1946-50	Whitehill, John - 1916-17	Young, Derek L. (Mgr.) - 1986
Twitty, Mark - 1974-75	Waggoner, Elon - 1887	Whitenack, Erasmus - 1887-90	Young, Eric - 1985-88
-U-	Wagman, Richard - 1952	Wiafe, Eric - 2015	Young, Frank (Mgr.) - 1971-73
Udovich, Clem - 2010	Waener, Rich - 1975-77	Wilcox, Douglass (Mgr.) - 1966	Young, George - 1926-27
Udovich, Clement - 1982-85	Waite, Carl - 1921-23	Wiley, Albert - 1930-32	Young, Harold - 1981-84
Udovich, Patrick - 1987-89	Walbrook, Reynold - 1982-85	Wiley, Charles - 1995	Young, Kordell - 2006-10
Underwood, Tiquan - 2005-08	Waldron, John - 1929-31	Wilkes, Willie - 1989-90	-Z-
Updike, Harold - 1933	Walker, Ed - 1992-93	Wilkins, Kevin - 2015-16	Zack, Dee Dee (Mgr.) - 1978-80
Urbanick, Joseph - 1966-67	Wallace, James - 1938-40	Williams, De'Antwan - 2009-10	Zappa, Jarred (Mgr.) - 2009-10
Urda, Nicholas - 1987-89	Wallace, John - 1916	Williams, Earl - 1976-78	Zappa, Steve (Mgr.) - 2010-13
Utz, Vincent - 1939-41	Wallace, William - 1906-08	Williams, Ira - 1979-80	Zdobnyak, Andy - 1973-74
-V-	Wallach, Howard - 1934	Williams, Jerome - 1978	Zelenky, John - 1981-82
Valcarcel, Mike (Mgr.) - 2010-12	Walling, Jon - 1975-77	Williams, Kareem - 1991, 93-94	Ziarnowski, Mike - 2007
Valentine, Roy - 1946-48	Walser, H. (Mgr.) - 1896-97	Williams, Kevin - 1994-97	Ziegler, James - 1910
Vallone, Scott - 2009-12	Walser, Oliver - 1873-75	Williams, Roger - 1949-50	Zieliuk, Bob - 1970
Van Aken, Alexander - 1872-75	Walsh, Larry - 1969	Williams, Shawn - 1989-92	Zimmerman, David - 1966-68
Van Brackle, Henry - 1883-84	Walter, Andrew - 1895-96, 98	Williams, Vernon - 1982-85	Zimmerman, Peter - 1976-78
Van Der Noot, George - 1935-36	Walters, John - 1982-83	Williamson, Douwe - 1869	Zimmerman, Robert - 1935
Van DeVenter, John - 1901	Ward, Chester - 1963-65	Williamson, Mike - 2002-03	Zingg, Wherry - 1924-25
Van Duzer, George - 1891-92	Ward, Derek - 1993-96	Willits, George - 1869-70	Zoller, Anton - 1927
Van Dyck, Francis - 1892-94	Ward, William - 1889-90	Willis, Terrell - 1993-95	Zukas, Frank - 1971-72
Van Dyck, William, Jr. - 1894	Ware, Kerry - 1996-97	Wills, John - 1891-92	Zukauskas, Charles - 1941-42
Van Fleet, Jacob - 1869-70, 72	Warner, Ronald - 1950-51	Wilson, Andrew (Mgr.) - 2007-08	Zurich, James - 1981
Van Hee, Isaac - 1891-93	Warren, Wayne - 2009-12	Wilson, Bilal - 1981	Zuttah, Jeremy - 2004-07
Van Heovenberg, H. - 1899-1900	Washington, Chris - 1998-99	Wilson, Bryan - 2002-04	
Van Mater, Daniel - 1933, 35	Washington, Elvin - 1974-77	Wilson, George - 1955	
Van Ness, Bruce - 1967-69	Washington, Ibrihim - 1992	Wilusz, Bob - 1971	
Van Neste, John - 1869-70	Washington, John - 1976	Wingate, Roger - 1996-97	
Van Orden, Percival - 1893	Washington, Lionel - 1981-84	Winika, Walter - 1933-35	
Van Sickle, Russell - 1911	Washington, Mark - 1992-95	Winika, Wilho - 1932-34	
Van Slyke, Warren - 1893	Washington, Matt - 1997	Winkelreid, Irwin - 1946-48	
Van Winkle, Isaac - 1875-76	Washington, Sean - 1986-87	Winner, John - 1920	
Van Winkle, Stephen - 1874-75	Waters, Lorenzo - 2011-14	Wirth, John - 1898-99	
Van Winkle, Theodore - 1909-12	Watkis, Devon - 2010, 2012	Wirth, John - 1935	
Van Winkle, Thomas - 1902-03	Watson, Douglas - 1990	Witkowski, John - 1971-73	
Van Winkle, Winant - 1897-99	Watson, Ripley - 1904-07	Wittpenn, John - 1913-16	
Van Vater, Daniel - 1933-35	Watson, Russell - 1902	Wittpenn, John (Mgr.) - 1950	
Van Zandt, William - 1873-74	Watson, William - 1872-73	Wityk, Christian (Mgr.) - 2016	
Van Zee, Charles - 1887-89	Watson, William (Mgr.) - 1936	Woetzel, Keith - 1980-82	
Varju, Joseph - 1938-40	Watts, Gary - 2005-07	Wolff, William - 1957-59	



RUTGERS BOWL HISTORY



1978 GARDEN STATE BOWL

EAST RUTHERFORD, N.J. - In its first postseason action in program history, Rutgers faced Arizona State at Giants Stadium in the inaugural Garden State Bowl in 1978. The Scarlet Knights pulled ahead in the first half on a touchdown by David Dorn and field goal from Kennan Startzell to take a 10-0 lead. However, the Sun Devils closed the gap just before the end of the first half when Mark Malone found Bob Weathers in the end zone. In the third quarter, Arizona State claimed the lead with two Malone touchdown passes and in the final quarter added another score with a rushing TD to make the score 28-10. Ted Blackwell brought the Scarlet Knights to within 10 points with his five-yard rushing touchdown and successful two-point conversion. Rutgers had a final chance to take over the game when an offside kick came bouncing its way, but an offside flag on the kickoff erased the Scarlet Knights good fortune. Arizona State tacked on two touchdowns to secure the 34-18 victory.



2005 INSIGHT BOWL

PHOENIX - Rutgers and Arizona State met for the second time in a bowl game, this time at Phoenix's Chase Field. The Scarlet Knights came up just short in the contest, losing 45-40 to the Sun Devils. RU scored the game's first touchdown on a pass from Ryan Hart to Clark Harris, but ASU quickly responded with a TD of its own, evening the game at 7-7. Both teams traded a number of scores, but back-to-back touchdowns in the fourth quarter helped ASU to a 45-33 lead and the eventual victory. Rutgers engineered a 63-yard TD drive in the final 51 seconds, but it was not enough as the Sun Devils held on for the 45-40 win.



2006 TEXAS BOWL

HOUSTON - Rutgers' most memorable season ended with the program's biggest milestone - the first bowl victory in the history of Scarlet Knight football. Ray Rice rushed for 170 yards and a touchdown, while Tim Brown hauled in two TD passes as the 16th-ranked Scarlet Knights defeated Kansas State 37-10. Rice eventually went on to be named the Texas Bowl's Most Valuable Player. In the first quarter, Mike Teel hit Brown in the end zone on a 14-yard touchdown pass and the pair later connected, this time with a 49-yard strike to give Rutgers a 14-0 lead. Jeremy Ito sent a 37-yard field goal through the uprights with less than a minute remaining in the first half to take a 17-10 lead at halftime. In the opening minute of the third quarter, Rutgers extended its lead on an interception returned for a touchdown by Quintero Frierson. The Scarlet Knights scored the final 23 points of the game as Rice added a 46-yard touchdown run and Ito converted a pair of field goals to give RU the 37-10 victory.



2008 INTERNATIONAL BOWL

TORONTO - In its third-consecutive bowl game, Rutgers pulled off another program milestone with its second-straight postseason victory as the Scarlet Knights defeated Ball State, 52-30. Ray Rice had one of the finest individual outings in college football history, rushing for a career-high 280 yards and four touchdowns en route to being named the International Bowl's Most Valuable Player, his second-consecutive MVP honor in a bowl game. Rice's 280 yards were the third-most rushing yards in NCAA Bowl history. He entered the game with 1,732 yards on the ground and ended his season with 2,012 yards rushing to become the 13th player in NCAA history to amass more than 2,000 yards. The rushing total also set a Big East and school single-season record. The 52 points scored were the most in Rutgers' bowl history. Including both individual and team marks, RU set a total of nine bowl records at the International Bowl.



2008 PAPAJOHNS.COM BOWL

BIRMINGHAM, Ala. – Fitting that Rutgers would end the 2008 season with a come-from-behind win. After winning only one of their first six games, Mike Teel and the Scarlet Knights erased an 11-point second half deficit to defeat North Carolina State 29-23 in the PapaJohns.com Bowl. Leading the comeback -- as he did all season -- was Teel, who passed for 319 yards and two touchdowns, including a 42-yard scoring toss to Kenny Britt to give the Scarlet Knights (8-5) the lead for good in the fourth quarter. Teel's pass to Britt with 8:30 to play proved to be the winning touchdown. Britt, a third-team All-American, made a juggling catch as he crossed the goal line and finished with six catches for 119 yards. Teel, a senior, was the game's most valuable player. He ended his career on a seven-game winning streak after being booed at home when he was struggling earlier in the season. NC State (6-7) held a 17-6 halftime edge, led by quarterback Russell Wilson who was 11-for-23 for 186 yards and a score. But Wilson left the game with a strained knee late in the first half and did not return. The Scarlet Knights scored 10 consecutive points in the third quarter on a 31-yard field goal by San San Te and an 11-yard pass from Teel to Tiquan Underwood. Rutgers took a 19-17 lead with 13:31 to play on a 28-yard field by Te after a 10-play, 70-yard drive. The Wolfpack came right back as reserve quarterback Daniel Evans drove them 64 yards in eight plays and hit Anthony Hill with a 16-yard touchdown pass to give NC State a 23-19 lead. But it was only two plays later when Teel hit Britt for the go-ahead score.



2009 ST. PETERSBURG BOWL

ST. PETERSBURG, Fla. – Rutgers (9-4) capped off its fifth-straight bowl appearance with its fourth-consecutive bowl victory, defeating Central Florida 45-24 in the 2009 St. Petersburg Bowl on Saturday, Dec. 19 at Tropicana Field. The Scarlet Knights showed a great display of balance in all three phases of the game, recording touchdowns on offensive, defensive and special teams. RU ended the night with two rushing touchdowns, two passing touchdowns, one interception and one kickoff returned for scores. Rutgers gained 380 yards of total offense behind a career passing day from freshman quarterback Tom Savage who completed 14-of-27 passes for 294 yards and two touchdowns. Fellow true freshman Mohamed Sanu also enjoyed a career-best evening as he accounted for three of RU's five touchdowns. Sanu had 13 carries for 41 yards and a pair of touchdowns, in addition to catching four passes for 97 yards and a TD. For his performance Sanu was awarded the Most Outstanding Player trophy, joining past bowl honorees Ray Rice (2006 Texas Bowl, 2008 International Bowl) and Mike Teel (2008 PapaJohns.com Bowl).



2011 NEW ERA PINSTRIPES BOWL

BRONX, N.Y. – Chas Dodd hit Brandon Coleman for an 86-yard touchdown pass late in the fourth quarter and Jawan Jamison ran for two scores to lead Rutgers over Iowa State 27-13 in the New Era PinStripe Bowl on Dec. 30, 2011. The Scarlet Knights (9-4) ran their bowl winning streak to five and improved to 2-0 this season at Yankee Stadium, where they beat Army earlier in the season. Rutgers, which played in one bowl game before 2005, is 5-1 in the postseason since that season. The Cyclones (6-7) finished the season on a three-game losing streak, their last win coming on Nov. 18 in Ames, Iowa, when they pulled off the biggest upset of the season against Oklahoma State. In this game, Steele Jantz relieved Barnett in the second quarter and helped pull the Cyclones within 20-13 in the fourth on Jeff Woody's 20-yard touchdown run with 10:00 left. After an exchange of punts left Rutgers deep in its own end, Dodd went deep to Coleman. The 6-foot-6 redshirt freshman went over 5-7 cornerback Jeremy Reeves, then outran the corner to the end zone to make it 27-13 with 5:47 left. It was Coleman's only catch, but it turned out to be the play of the game. Jamison, another redshirt freshman giving Rutgers fans hope for more bowls to come, finished with 134 yards on 27 carries.



2012 RUSSELL ATHLETIC BOWL

ORLANDO - Rutgers saw its 2012 season come to an end with a 13-10 overtime loss to Virginia Tech in the Russell Athletic Bowl in Orlando on Dec. 28, 2012. The loss ended the Scarlet Knights' bowl win streak at five, which had previously been the longest active streak in the nation. In the 15th meeting between the two squads, Rutgers held a 10-0 lead heading into the fourth quarter. The Scarlet Knights scored first on a ball that was snapped over Virginia Tech QB Logan Thomas and recovered in the end zone by Rutgers LB Khaseem Greene on the opening drive. An RU field goal by Nick Borgese late in the opening quarter would be the final points until the last stanza. In the fourth, the Hokies were able to tie it up. In the first overtime possession, the Hokies settled for a 22-yard field goal to take a 13-10 lead. Rutgers had a possession to answer, but after going three-and-out, Borgese missed wide-right on a 42-yard field goal attempt to end the game. Rutgers finished the year 9-4 and earned a share of the school's first Big East Championship.



2014 QUICK LANE BOWL



2013 NEW ERA PINSTRIPE BOWL

BRONX, N.Y. – A 47-yard field goal by Kyle Federico brought Rutgers within three with less than nine minutes remaining, but 10 unanswered points by Notre Dame iced the contest, as the Irish defeated the Scarlet Knights, 29-16, in the 2013 Pinstripe Bowl at Yankee Stadium. It was the eighth bowl trip in nine seasons for Rutgers. A Pinstripe Bowl record crowd of 47,122 watched a back-and-forth affair for the majority of the contest, with neither team leading by more than one possession until late in the fourth quarter. Brandon Coleman led RU in receiving with two catches for 65 yards and a touchdown, while Paul James logged 48 yards on 10 rushing attempts. Coleman's touchdown late in the first quarter was the 20th of his career, tying him for the school record. Federico converted all three of his field goal attempts.



2014 QUICK LANE BOWL

DETROIT – In control from the outset, Rutgers thoroughly dominated North Carolina, 40-21, in the Quick Lane Bowl at Ford Field, turning in one of its stronger performances of the year to finish the 2014 campaign at 8-5. Quarterback Gary Nova threw two touchdown passes, freshmen running backs Josh Hicks and Robert Martin proved to be a dynamic 1-2 punch in the running game, with each topping 100 yards rushing, and the Scarlet Knights' defense quieted the most productive offense in North Carolina history for all but the final 6:45 of the game. The Scarlet Knights jumped out to a 23-0 lead at halftime, sparked by a 34-yard touchdown pass from Nova to Andre Patton on the first drive of the game. Hicks and Martin both added rushing scores to pad the lead, with Kyle Federico connecting from 19 yards away with 11 seconds left in the second quarter. Nova, who finished 9-of-20 for 184 yards, pushed the Scarlet Knights' 23-0 halftime lead to 30-7 with his second touchdown pass - this one a 34-yard strike to Andrew Turzilli - with 7:33 left in the third quarter. The advantage grew to 37-7 on Martin's 28-yard touchdown run with 14:11 to play. Federico tacked on a 31-yard field goal with 10:04 remaining to make it 40-7. Martin and Hicks joined Ray Rice (three times) and Jawan Jamison as the only Rutgers backs to rush for 100 yards in a bowl game. Martin (19 carries for 100 yards and two touchdowns) and Hicks (202 yards and one touchdown on 19 carries) also joined Rice as the only true freshmen to reach 100 in a bowl for the Scarlet Knights. Hicks was named MVP of the game for his efforts. The rushing totals for both Martin and Hicks were career highs, with Rutgers' 340 rushing yards overall the most in program history in a bowl game and the highest total this season. Defensively, Lorenzo Waters totaled a game-high 14 tackles (10 solo), adding two fumble recoveries and a blocked field goal. Darius Hamilton contributed two tackles for loss in the victory.

AWARD WINNERS

LAMBERT-MEADOWLANDS TROPHY

Emblematic of the top team in the East in the Subdivision

2014	
THE HOMER HAZEL AWARD	
Awarded to the most valuable player on the varsity football team	
1953	Angelo J. Iannucci
1954	John Fennell
1955	Robert Howard
1956	Edward R. Burkowski
1957	William Austin
1958	William Austin
1959	Robert A. Simms
1960	Arny Byrd
1961	Samuel Mudie
1962	Bob Yaksick
1963	Dave Stout
1964	Roger Kalinge
1965	Thomas Connelly
1966	Jack Emmer
1967	James Baker
1968	Bryant Mitchell
1969	Rich Policastro
1970	Larry P. Clymer
1971	Sam Picketts
1972	Larry Christoff
	James "JJ" Jennings
1973	James "JJ" Jennings
1974	Ed Jones
1975	Curt Edwards
1976	Nate Pollock
1977	Bert Kosup
1978	David Dorn
1979	Deron Cherry
1980	Ken Smith
1981	Frank Naylor
1982	Jim Dumont
1983	Jim Dumont
1984	Andrew Baker
1985	Tyrone Stowe
1986	Tyrone Stowe
1987	Scott Erney
1988	Scott Erney
1989	Scott Erney
1990	James Jenkins
1991	Einarod Webster
1992	Shawn Williams
1993	Terrell Willis
1994	Marco Battaglia
1995	Marco Battaglia
1996	Rashod Swinger
1997	Brian Sheridan
1998	Reggie Stephens
1999	Wayne Hampton
2000	Dennis Thomas
2001	Gary Brackett
2002	Gary Brackett
2003	Raheem Orr
2004	Tres Moses
2005	Ryan Neill
2006	Ray Rice
2007	Ray Rice
2008	Mike Teel
2009	Devin McCourty
2010	Joe Lefeged
2011	Mohamed Sanu
2012	Khaseem Greene
2013	Quron Pratt
2014	Gary Nova
2015	Leonte Carroo
2016	Julian Pinnix-Odrick

MOST VALUABLE PLAYER - OFFENSE	
Awarded to the Most Valuable Player of the offensive squad	
2001	L.J. Smith
2002	L.J. Smith
2003	Ryan Hart/Brian Leonard
2004	Tres Moses
2005	Brian Leonard
2006	Brian Leonard
2007	Kenny Britt
2008	Kenny Britt
2009	Tom Savage
2010	Mark Harrison
2011	Mohamed Sanu
2012	Jawan Jamison
2013	Paul James
2014	Leonte Carroo
2015	Leonte Carroo

MOST VALUABLE PLAYER - DEFENSE	
2001	Shawn Seabrooks
2002	Shawn Seabrooks
2003	Jarvis Johnson
2004	Ryan Neill
2005	Ramel Meekins
2006	Ramel Meekins
2007	Eric Foster
2008	Courtney Greene
2009	Devin McCourty
2010	Alex Silvestro
2011	Khaseem Greene
2012	Steve Beauharnais
2013	Steve Longa
	Marcus Thompson
2014	Darius Hamilton
2015	Steve Longa

Awarded to the Most Valuable Player of the defensive squad

2001	Shawn Seabrooks
2002	Shawn Seabrooks
2003	Jarvis Johnson
2004	Ryan Neill
2005	Ramel Meekins
2006	Ramel Meekins
2007	Eric Foster
2008	Courtney Greene
2009	Devin McCourty
2010	Alex Silvestro
2011	Khaseem Greene
2012	Steve Beauharnais
2013	Steve Longa
	Marcus Thompson
2014	Darius Hamilton
2015	Steve Longa

MOST VALUABLE PLAYER - SPECIAL TEAMS

Awarded to the Most Valuable Player of the special teams

2001	Mike Barr
2002	Nate Jones
2003	Brian Hohmann
2004	Jeremy Ito
2005	Ishmael Medley
2006	Joe Radigan
2007	Jeremy Ito
2008	Zaire Kitchen
2009	Devin McCourty
2010	Joe Lefeged
2011	Justin Doerner
2012	Wayne Warren
2013	Janarion Grant
	Nick Marsh
2014	Kyle Federico
2015	Janarion Grant

THE DAVID BENDER TROPHY

Awarded to the offensive & defensive linemen to properly recognize merit

1947	Mike Kushinka
1948	Oakley W. Pandick
1949	Leon Root
1950	Leon Root
1951	Harold Corizzi
1952	J. Russell Sandbloom
1953	Leslie Miller
1954	John B. O'Hearn
1955	Robert Howard
1956	Arthur Robinson
1957	Richard Oberlander
1958	Robert A. Simms
1959	Robert A. Simms
	William Pulley
1960	Alex Kroll
1961	Alex Kroll
1962	Thomas Tappen
1963	Anton Hoeflinger
1964	Werner Frentrop
1965	Thomas Connelly
1966	Bob Schroeder
1967	Richard Koprowski
1968	Alan Greenberg
1969	John Oriziz
1970	Michael L. Kizis
1971	Dave Rinehimer
1972	Stev Allen
1973	Andy Tighe
1974	Paul Krasnavage
1975	Nate Toran
1976	John Alexander
1977	Dan Gray
1978	John Bucc
	Ed Steward
1979	Kevin Kurdyla
	Dino Mangiero
1980	Kevin Kurdyla
	Ed Steward
1981	Frank Naylor
	Mike Rustenmeyer
1982	Bill Pickel
	Rich Spitzer
1983	John Owens
	Jeff Kurdyla
1984	George Pickel
	Clement Udovich
1985	Lee Getz
	George Pickel
1986	Lee Getz
	Harry Swayne
1987	Alec Hoke
	Steve Tardy
1988	George Bankos
	Steve Tardy

1989	Bill Milano
	Elnarod Webster
1990	Allen Mitchell
	Elnarod Webster
1991	Tim Christ
	Shawn Williams
1992	Andrew Beckett
	Doug Kawulich
1993	Andrew Beckett
	Scott Vaughn
1994	Ken Dammann
	Bob Sneathen
1995	Robert Barr
	Jim Guarnera
1996	T.J. Spizzo
	Rashod Swinger
1997	Jack McKiernan
	Wayne Hampton
1998	Shaun O'Hara
	Wayne Hampton
1999	Shaun O'Hara
	Wayne Hampton
2000	Wesley Robertson
	Rich Mazza
2001	Brian Duffy
	Billy Tulloch
2002	Howard Blackwood
	Will Burnett
2003	Marty Pyszczymuka
2004	Ryan Neill
2005	John Glass Jr.
	Val Barnaby
2006	Darnell Stapleton
	Eric Foster
2007	Jeremy Zuttah
	Pete Tverdor
2008	Jamaal Westerman
	Pete Tverdor
2009	Anthony Davis
	George Johnson
2010	Howard Barbieri
	Antonio Lowery
2011	Desmond Wynn
	Justin Francis
	Steve Beauharnais
2012	R.J. Dill
	Scott Vallone
2013	Dallas Hendrickson
	Darius Hamilton
2014	Betim Bujari
	David Milewski
2015	Keith Lumbert
	Quanzell Lambert
2016	Darius Hamilton

THE GEORGE T. CRONIN TROPHY

Awarded to the varsity football player who has manifested the most improvement and progress

1931	Roscoe F. Metzger
1932	Nicholas A. Priscoe
1933	Arthur C. Bruni
1934	John J. Nilan
1935	Jerome S. Jeffers
1936	Steven J. Stanowicz
	Richard N. Renshaw
1937	Charles P. Craig
1938	Albert R. Hasbrouk, Jr.
1939	Raymond B. Foster
1940	Kenneth T. Onley
1941	Otto H. Hill
1942	Harold R. Conners
1943	Joseph H. Burns
1944	Charles DiLiberti
1945	Arthur V. Mann
1946	Harvey Grimsley
1947	Irwin H. Winklerleid
1948	George W. Rudy
	Richard T. Cramer
1949	Roger S. Williams
1950	Jack Denardo
1951	Howard Anderson
1952	John Jeffers
1953	James O'Brien
1954	Kenneth Bossow
1955	Jack Laverty
1956	Henry D'Andrea
1957	Richard Pfeiffer
1958	Charles W. Crosby
1959	Richard Pencek
1960	Larry Brown
1961	Bill Craft
1962	John Chadwick
1963	Frank Kuch
1964	Roger Kalinge
1965	John Hohnstine
	Lou Tepper
1966	Dennis McGorry
	Walter Stasiak



1967	Richard Bing
1968	John Pollock
1969	Sam Chapman
1970	Kevin M. O'Connor
1971	Bob Willusz
1972	Leonard C. Boone
1973	Jack Salemi
1974	Nate Toran
1975	Henry Jenkins
1976	Jim Hughes
1977	Elvin Washington
1978	Mark Freeman
1979	Ed McMichael
1980	Bill Pickel
1981	Don Errico
1982	Bill Beschner
1983	Jim Keating
1984	Lee Getz
1985	Jean Austin
1986	Doug Strickland
1987	Sean Washington
1988	James Cam
1989	Vaughn McCoy
1990	Bill Bailey
1991	Kory Kozak
1992	Craig Mitter
1993	Chris Brantley
1994	Reggie Funderburk
	Ray Lucas
1995	Brian Sheridan
	Steve Harper
1996	Aaron Brady
1997	Shaun O'Hara
1998	Dax Strohmer
1999	Thomas Petko
2000	Julian Ross
2001	Trohn Carswell
2002	Jarvis Johnson
2003	Gary Gibson
	Tres Moses
2004	Terry Bynes
	Sameeh McDonald

THE FAN-EES

Awarded to the most improved senior player

1978	Dan McMahan
1979	Kevin Conlin
1980	Jeff Blanchard
1981	Brian Crockett
1982	Eric Johnson
1983	Joe Pennucci
1984	John Cummins
1985	Jim Keating
1986	Matt Bachman
	Mike Dillon
1987	Dan Lipssett
1988	Jeff Newman
1989	John Blanton
1990	John Murphy
1991	Ron O'Hara
1992	Keith Donovan
1993	Mario Henry
	Scott Patkochis
1994	Alcides Catanho
1995	Pat Gorman
1996	Mike Stephens
1997	Joe Diges
	Charles Woolridge
1998	Pete Donnelly
1999	Ben French
2000	Errol Johnson
2001	Ravon Anderson
2002	Josh Hobbs
2003	Mike Williamson
2004	Chris Loomis

THE LOYAL KNIGHT AWARD

Awarded to the player who distinguished himself by sacrificing personal goals for the team, and whose character and dedication have proved resilient in the pursuit of excellence

1984	Jacque LaPrairie
1985	Jay Getzendanner
1986	Lee Getz
1987	Curtis Stephens
1988	Doug Kokoskie
1989	Henry Henderson
1990	Randy Jackson
1991	Jamil Jackson
1992	Bill Bailey
1993	Mike Spitzer
1994	John Bleich
1995	Mark Washington
	Robert Higgins
1996	Rusty Swartz
1997	Norris Crawford
1998	Andy Holland

1999	Lee McDonald
2000	Mike Jones
2001	Ben Martin
2002	Sean Carly
2005	Corey Barnes
2006	Anthony Cali
	Joe Giacobbe
2007	Mike Fladell
2008	Tiquan Underwood
2009	Andrew DePaola
2010	Jim Dumont
2011	Joe Martinek
2012	Marvin Booker
2013	Jeremy Deering
2014	Mike Bimonte
	Tyler Kroff
	Kevin Snyder
2015	Paul James
	Brian Verbitski

THE TOUCHDOWN CLUB TROPHY (PAUL ROBESON AWARD)

Touched to the senior whose performance, leadership and dedication on and off the field, during his varsity career, had the greatest impact on Rutgers Football

1968	Pete Savino
1969	Lee Schneider
1970	Larry Clymer
1971	Sam Picketts
1972	David Rinehimer
1973	James "JJ" Jennings
1974	Tony Pawlik
1975	Thomas R. Holmes
	Dwight A. Lipscomb
1976	Nate Toran
1977	Robert Davis
	Michael Fisher
1978	Timothy Blanchard
1979	Kennan Startzell
1980	Ted Blackwell
1981	Andy F. Carino
1982	Bill Pickel
1983	Bill Beschner
1984	George Pickel
1985	George Pickel
1986	Joe Gliardini
1987	Curtis Stephens
1988	Bill Dubiel
1989	Jeff Erickson
1990	Donald Forbes
1991	Tom Tarver
1992	Travis Broadbent
1993	Bill Bailey
1994	Wes Bridges
1995	Ray Lucas
1996	Chad Bosch
1997	Chris Cebula
1998	Aaron Brady
1999	Shaun O'Hara
	Dax Strohmer
2000	Tom Petko
2001	Delrico Fletcher
2002	Mike Esposito
2003	Raheem Orr
2004	Ray Pilch
2005	Will Gilkinson
2006	Brian Leonard
2007	Mike Teel
2008	Ryan D'Imperio
2009	Ryan D'Imperio
2010	Mason Robinson
2011	Edmond Laryea
2012	Ka'Lal Glaud
2013	Brandon Coleman
2014	Michael Burton
2015	Djwaney Mera
2016	Justin Goodwin
	Derrick Nelson

THE 12TH MAN AWARD

For significant contributions to the enhancement of special teams

1990	Ron Allen
1991	Gary Melton
1992	Marshall Roberts
	James Guarantano
1993	Shaun Smith
1994	Mark Washington
1995	Dan Laryea
1996	Kevin Williams
1997	Dax Strohmer
1998	Dante Siciliano
1999	Dennis Thomas
2000	Gary Brackett
2001	Nate Jones
2002	Mike Barr

UPSTREAM AWARD

Awarded as a symbol of academic achievement

1967	Donald F. Riesett
1968	Rich Bing
1969	Rich Pollicastro
1970	John R. Bauer
1971	Bill Donaldson
1972	Vic Lapkowitz
1973	Gary Smolyn
1974	Andy Farkas
1975	Steve Simek
1976	Jim Teatoni
1979	Frank Cerone
1980	Nick Marotta
1981	Steve Pfrman
1982	Jim Martello
1983	John Owens
1984	Reynold Wallbrook
1985	Jay Getzendanner
1986	Paul Halada
1987	Chris Evans
1988	Steve Tardy
1989	Steve Tardy
1990	Marty Mayes
1991	Elnarido Webster
1992	Maurice Owens
1993	Ryan Fortay
1994	Ken Dammann
1995	Michael Theokas
1996	Ron Keller
1997	Jared Sloan
1998	Aaron Brady
1999	Karl Mayall
2000	Garrett Shea
2001	Seth Startoni
2002	Greg Pyszczmuka
2003	Nate Jones

COLLINS ACADEMIC IMPROVEMENT AWARD

Donated by Kevin and Helen Collins

1999	Julian Ross
2000	Marty Pyszczmuka
2001	Mitch Davis
2002	Chris Loomis
2003	Ryan Neill
2004	Leslie "Manny" Collins
2005	Brad Cunningham
2006	Pedro Sosa
2008	Fabian Ruiz
2009	Jonathan Freeny
2010	Brandon Jones
2011	Taj Alexander
2012	Beau Bachety
2013	Daryl Stephenson
2014	Quanzell Lambert
2015	Djwaney Mera

CAREER ACHIEVEMENT AWARD

2005	Ryan Hart
	Tres Moses
2009	Tim Brown

SCHOLAR-ATHLETE AWARD

2005	Brandon Renkart
2006	Brandon Renkart
2007	Brandon Renkart
2008	Jason McCourty
2009	Devin McCourty
2010	Teddy Dellaganna
2011	Scott Vallone
2012	Duron Harmon
2013	David Milewski
2014	David Milewski
2015	Brian Verbitski

IRON KNIGHT AWARD

2005	Sameeh McDonald
2006	Devraun Thompson
2007	Brandon Renkart
2008	Kevin Malast
2009	Zaire Githen
2010	Charlie Noonan
2011	Brandon Jones
2012	Mason Robinson
2013	Djwaney Mera
2014	Kaleb Johnson
2015	Lorenzo Waters
	Sam Bergen

R MAN COURAGE AWARD

2011	Eric LeGrand
2013	David Milewski
2014	Taj Alexander
2015	Gareef Glashen
	Quentin Gause
	Chris Muller

THE FRANK R. BURNS AWARD

Awarded for mental and physical toughness in spring practice

1990	Elnarado Webster
1991	Doug Adkins
1992	Jay Bellamy
1993	Andrew Beckett
1994	Mark Washington
1995	Robert Higgins
1996	Matt Fleming
1997	Alan Davis
1998	Andy Holland
1999	Roger Wingate
2000	Greg Pyszczyuka
2001	Mike Esposito
2002	Marty Pyszczyuka
2003	Brian Bender
2004	Ryan Neill
2005	Clarence Pittman
2006	Sam Johnson
2007	Kevin Malast
2008	Pete Tverdov
2009	Jim Dumont
2010	Charlie Noonan
2011	Mason Robinson
2012	Ka'Loal Glaud
2013	Marcus Thompson
2014	David Milewski
2015	Nick Arcidiacono

DOUGLAS A. SMITH-DEFENSIVE MARK MILLS-OFFENSIVE SECOND EFFORT AWARDS

Awarded to the players who have shown the most improvement during the spring

1980	Gary Liska
1981	Craig Hoffner
1982	Mercer Hedgeman
1983	Mike Brenner
1984	Barry Buchowski
1985	Darryl Brittingham
	Glenn Fine
1986	John Kutz
	Harry Swayne
1987	George Bankos
	Tyrone McQueen
1988	Jeff Erickson
	Tim Lester
1989	Marty Mayes
	Gary Melton
1990	Todd Lane
	Donald Forbes
1991	Andrew Beckett
	Tim Christ
1992	George Stewart
	Doug Kavulich
1993	Jay Bellamy
	Terrill Willis
1994	Keif Bryant
	Marcus Battaglia
1995	Rusty Swartz
	Pat Gorman
1996	Thomas Kelly
	Chad Bosch
1997	Norris Crawford
	Chris Hutton
1998	Riley Jefferson
	Jason Ohene
1999	Tarell Freeney
	Kevin Sinclair
2000	Gary Brackett
	Chad Schwenk
2001	Shawn Seabrooks
	Antoine Lovelace
2002	Gary Gibson
	Mike Williamson
2003	Brandon Haw
	Chris Loomis
2004	Terry Bynes
	Chris Baker
2005	Corey Barnes
	Ishmael Medley
2006	Jason McCourty
	Kevin Haslam
2007	Pete Tverdov
	Kenny Britt
2008	Davon Smart
	Dennis Campbell
2009	Charlie Noonan
	Desmond Wynn
2010	Khaseem Greene
	Tim Wright
2011	David Rowe
	De'Antwan Williams
2012	Quentin Gause
	Taj Alexander
2013	Ian Thomas

	Desmon Peoples
2014	T.J. Taylor
	Janarion Hampton
2015	Saquan Hampton
	J.J. Denman

THE AXE PLAYER OF THE YEAR

Awarded for player who accumulated the most Axe Player of the Game honors

2009	Zaire Kitchen
2010	Eric LeGrand
2012	Logan Ryan
2013	Robert Jones
2014	Gary Nova
2015	Joey Roth

SWARM AND FINISH AWARD

Awarded for player who exemplifies the type of consistent effort and intensity in representing Rutgers' mantra to swarm and finish

2009	Billy Anderson
2010	Brandon Jones
2012	Brandon Coleman
	Marcus Cooper
2013	Michael Burton
	Lorenzo Waters
2014	Michael Burton
	Djwany Mera
2015	Derrick Nelson
	Julian Pinnix-Odrick

DRADDY TROPHY "ACADEMIC HEISMAN"

2006	Brian Leonard
------	---------------

MAXWELL AWARD

2006	Ray Rice - Finalist
------	---------------------

MAXWELL CLUB TRI-STATE

PLAYER OF THE YEAR

2006	Ray Rice
2008	Kenny Britt
2011	Mohamed Saru
2012	Khaseem Greene

RIMINGTON AWARD

2006	Darnell Stapleton - Finalist
------	------------------------------

CO-SIDA ACADEMIC ALL-AMERICAN

1989	Steve Tardy (2nd Team)
2002	Nate Jones (2nd Team)
2003	Nate Jones (1st Team)
2007	Brandon Renkart (2nd Team)
2014	David Milewski (1st Team)

NATIONAL FOOTBALL FOUNDATION HALL OF FAME

Player	Years at RU
Homer Hazel	1915, 23-24
Paul Robeson	1916-18
Alex Kroll	1960-61

Coach	Inducted
George Foster Sanford	1971
56-32-5 Record	
Harvey Harman	1981
66-42-2 Record	

NATIONAL FOOTBALL FOUNDATION SCHOLAR-ATHLETE AWARD

Player	Years at RU
Paul Benke	1958-60
Alex Kroll	1960-61
"JJ" Jennings	1971-1973
Brandon Renkart	2003-2007
Steve Tardy	1986-89

ALL STAR PARTICIPANTS

Senior Bowl	
1962	Alex Kroll
	Steve Simms
2000	Mike McMahon
2003	L.J. Smith (DNP - injury)
2006	Brian Leonard
	Clark Harris (DNP - injury)
2010	Devin McCourty
2011	Joe Lefeged
2013	Steve Beauharnais
	Khaseem Greene
2016	Leonte Carroo

Hula Bowl

1974	"JJ" Jennings
1987	Tyrone Stowe
1994	Bryan Fortay
1999	Shaun O'Hara

East-West Shrine Bowl

1949	Frank Burns
1977	John Alexander
1985	Alan Andrews
1987	Lee Getz
1993	Shawn Williams
1995	Ken Damman
1996	Marcus Battaglia
	Bruce Presley
1998	Reggie Stephens
2007	Pedro Sosa
	Jeremy Zutth
2009	Courteny Greene
2010	Kevin Haslam
2012	Desmond Wynn
2013	R.J. Dill
	Scott Vallone
2014	Antwan Lowery
2016	Keith Lumpkin

Blue-Gray Classic

1939	Bill Transvich
1947	William Vigh
1952	Russ Sandbloom
1953	Les Miller
1958	Bill Austin
1969	Richard Policastro
1975	Tom Holmes
1976	Nate Toran
1978	Jim Hughes
1986	Tyrone Stowe
1989	Jeff Erickson
	Pat Udovich
1990	Scott Miller
1992	Shawn Williams
1993	Jay Bellamy
	Chris Brantley
	Malik Jackson (Def. MVP)
1994	Bob Sneathen
1995	Robert Barr
	Bruce Presley
1996	Rashod Swinger
1999	Wayne Hampton
2000	Mike McMahon (Off. MVP)
2003	Raheem Orr

Inta Juice North-South All-Star Classic

2006	Ramel Meekins
	Darnell Stapleton
	Cameron Stephenson

Texas vs. the Nation All-Star Challenge

2007	Eric Foster
2009	Kevin Malast
	Jason McCourty
	Mike Teel
	Tiquan Underwood
2010	George Johnson

Eastham Energy College All-Star Game

2011	Jonathan Freeny
	Antonio Lowery

Players All-Star Classic

2012	Joe Martinek
------	--------------

Medal of Honor Bowl

2015	Michael Burton
	Gary Nova

NFL Players Association Collegiate Bowl

2016	Quentin Gause
------	---------------



OPEN

PART

VIII

MEDIA INFORMATION

MEDIA POLICIES

RUTGERS ATHLETIC COMMUNICATIONS

The Rutgers Athletic Communications Office is committed to assisting members of the media with their coverage of the Rutgers football team. Hasim Phillips serves as the primary contact for the football program with support from Jimmy Gill and Brad Derechailo.

The Athletic Communications Office is located on level one of the press box at High Point Solutions Stadium. For information regarding credentials, interviews, statistics, press conferences, etc., please call the Athletic Communications Office at 732-445-7028, visit CollegePressBox.com or e-mail Hasim Phillips at hphillips@scarletknights.com.

To assist in your coverage throughout the year, please read the media information on this page. All interview requests must be directed to and arranged through the Athletic Communications Office at least one day (24 hours) in advance. Coaches, players and support staff are prohibited from participating in any interviews without prior authorization from the Athletic Communications Office.

MEDIA CREDENTIALS

All media credential requests must be submitted via email to credentials@scarletknights.com. Admittance to the High Point Solutions Stadium press box is limited to working media members only. Credential requests must be made formally to the credential email address.

Requests for game day credentials must be received at least two weeks in advance of the date of the contest to provide sufficient time for processing and mailing. Media credentials which cannot be mailed will be left at the West Gate Media Will Call (Media Entrance) beneath the press box at High Point Solutions Stadium.

Working space in the High Point Solutions Stadium Press Box is allotted on the following basis: (1) daily newspaper writers covering for next-day publication covering Rutgers or the current game opponent; (2) sports editors of newspapers in New Jersey, New York and Eastern Pennsylvania; (3) radio personnel for broadcast originations; (4) official school student daily newspaper; (5) approved special coverage; (6) press and TV working photographers; (7) weekly press representatives; non-originating radio representatives of AM news stations; and Internet writers for sites affiliated with established, nationally-recognized media outlets will be considered on a game-by-game basis as space permits. Visiting freelance and amateur photographers are not eligible for media credentials.

PHOTOGRAPHERS

Sideline photographers and media members must follow NCAA guidelines, which prohibit entry to the bench areas.

PARKING

Media parking is located in the Green Lot, which is located adjacent to the Indoor Practice Bubble. To enter the Green Lot, take River Road to Sutphen Road. Once on Sutphen, make your first left at Fitch Road and attendants will direct you to the media lot. You should request your parking at the same time you request your game credential. If time permits, both will be mailed to you. There is no day-of-game media parking list and therefore members of the media must have a media parking pass in advance of the game.

PRESS BOX SERVICES

Complete NCAA statistics, play-by-play and quote sheets from both teams are all regular services on gameday. Upon your arrival, you will receive information with a game program, flipcard, updated stats and game day notes.

The press box has wireless internet access. Login information will be provided on the day of game.

PHONES

A limited number of courtesy phones are available in the press box at High Point Solutions Stadium. The phones are all operator-assisted calls, or third-party billing calls can be made. Should you wish to have a phone installed at High Point Solutions Stadium, contact Verizon at 1-800-564-9911 or 9922.

PLAYER INTERVIEWS

All player interviews must be arranged through the Athletic Communications Office at least one day (24 hours) in advance. Players are available in person on Monday at the weekly Rutgers football press conference, and following practice on Tuesday and Wednesday, pending class schedules/availability.

Please consult with Hasim Phillips regarding availability as it will vary from week to week. A time mutually convenient for the player and media member can be set up by the Athletic Communications Office. During a traditional game week, there will be no player interviews after Wednesday until following the game.

COACH ASH INTERVIEWS

All interview requests for Rutgers head coach Chris Ash must be arranged through Hasim Phillips. In addition to post-practice media availability, coach Ash will be available to the media every Monday morning at his weekly press conference in the team meeting room of the Hale Center and on the weekly Big Ten teleconference on Tuesday morning at 12:56 p.m.

POST PRACTICE INTERVIEWS

On Tuesday, select offensive coaches and players will be available to the media post practice, while select defensive coaches and players will be available on Wednesday. Head coach Chris Ash will address the media following practice on Thursday.



PRACTICE COVERAGE

The use of social media (Twitter, Facebook, Instagram, Snapchat or Periscope) is strictly prohibited during practice. Live reporting is NOT permitted during practice. Live video/audio broadcast of any kind is also NOT permitted. This includes the use of social media platforms such as Facebook Live, Instagram, Snapchat or Periscope. All reports must be filed at the conclusion of any open media practice windows.

POST-GAME INTERVIEWS

Head coach Chris Ash, offensive coordinator Jerry Kill, defensive coordinator Jay Niemann and select players, following the designated cooling off period, will be made available for interviews after each game. Following home games, the press conference for coach Ash will take place in the team meeting room on the second floor of the Hale Center, which is located on the east side of the stadium opposite the press box.

With approximately five minutes remaining in the game, members of the media will be escorted across the field towards the Hale Center.

The visiting team's press conference will be held in the linebackers meeting room on the second floor of the Hale Center.

WEEKLY PRESS CONFERENCE

Requested players will be available each Monday at the Rutgers football press conference at 12:30 p.m. in the team room on the second floor of the Hale Center. Live video/audio broadcast of any kind will not be permitted during the weekly press conference. This includes the use of live video features on social media platforms such as Facebook Live, Instagram, Snapchat, Twitter or Periscope.

COLLEGEPRESSBOX.COM

Collegepressbox.com is the official media website for Big Ten football. Access and download weekly game notes, quotes, statistics, media guides and more for the conference and each of its member schools throughout the season. Login information will be distributed to accredited media or you can apply for a password by sending an e-mail to password@collegepressbox.com.

RUTGERS RADIO NETWORK

All Rutgers football games will be broadcast over the Rutgers IMG Sports Network to 50,000 watt WOR 710-AM in New York City and Central Jersey's WCTC 1450-AM.

Play-by-play announcer Chris Carlin is well known to sports radio fans throughout the State of Rutgers. Carlin is in his 17th year with the Rutgers Radio Network, including his 14th as the play-by-play voice of Rutgers football. Carlin, who has nearly 20 years of experience in radio and television, is the afternoon host on WIP in Philadelphia. He began his career as producer with Mike & The Mad Dog on WFAN and later hosted SNY hosting "Loud Mouths," "Geico Sportsnite," as well as New York Mets pregame and postgame shows.

Former Rutgers standout quarterback Ray Lucas begins his ninth season as the color analyst on the Rutgers Radio Network. The seven-year NFL veteran has also been an analyst for SNY on its New York Jets programming since 1996 and won a New York Emmy for best analyst in 2010 for his work on SNY.

Anthony "Fooch" Fucilli returns for his 14th season as the Rutgers Radio Network sideline reporter. Fucilli has also worked as a field producer and reporter for MSG Network since 1989.

Marc Malusis is back for his ninth year as the pre-game and post-game host on the Rutgers Radio Network. The pre-game shows starts one hour prior to kickoff while the post-game show stays on the air one hour following the game.

Former Rutgers defensive lineman Eric LeGrand begins his seventh season on the Rutgers Radio Network. LeGrand will provide insight and commentary on the pre-game show, halftime report and post-game.

Rutgers Athletic Communications
1 Scarlet Knight Way
Piscataway, NJ 08854
Main Phone: 732-445-7028
Fax: 732-445-3063
Twitter: @RUathletics

MEDIA OUTLETS

PUBLICATIONS

GANNETT NJ

ASBURY PARK PRESS

Steve Feitl, Sports Editor (@SteveFeitl)
Steve Edelson (@steveedelsonapp)
3600 Highway 66
Neptune, NJ 07754
(732) 643-4227
sports@app.com
@AsburyParkPress

COURIER-POST (CAMDEN)

Tom McGurk, Sports Editor
301 Cuthbert Blvd.
Cherry Hill, NJ 08002
(856) 486-2424
tmcgurk@gannett.com
cpsports@courierpostonline.com
@cpsj

COURIER NEWS

Steve Feitl, Sports Editor
92 East Main St., Suite 202
Somerville, NJ 08876
(908) 707-3157
hntsports@mycentraljersey.com

HOME NEWS TRIBUNE

Steve Feitl, Sports Editor
35 Kennedy Blvd.
East Brunswick, NJ 08816
(732) 246-5500 X7231
hntsports@mycentraljersey.com

MORRISTOWN DAILY RECORD

Steve Feitl, Sports Editor
6 Century Drive
Parsippany, NJ 07054
(732) 643-4227
hntsports@mycentraljersey.com

NJ ADVANCE MEDIA

NEW JERSEY ADVANCE MEDIA

Kevin Manahan, Sports Director
Keith Sargeant (@KSargeantNJ)
Ryan Dunleavy (@rydunleavy)
Steve Politi (@StevePoliti)
Building E, 485 Route 1
Iselin, NJ 08830
(201) 273-1491
kmanahan@njadvancemedia.com
@NJdotcom

STAR-LEDGER

Star-Ledger Plaza
Newark, NJ 07101
(973) 392-4203
sports@starledger.com
@starledger

JERSEY JOURNAL

Patrick Villanova, Sports Editor
30 Journal Square
Jersey City, NJ 07306
(201) 217-2592
@jerseyjournal

SOUTH JERSEY TIMES

309 South Broad Street
Woodbury, NJ 08096
(856) 686-3633
gcsports@sjnewsco.com
@TheSJTimes

TIMES OF TRENTON

500 Perry Street
Trenton, NJ 08605
(609) 989-5744
sports@njtimes.com

ATLANTIC CITY PRESS

Mark Melhorn, Sports Editor
1000 W Washington Av
Pleasantville, NJ 08232
(609) 272-7179
sports@pressofac.com
@ACPressSports

BURLINGTON COUNTY TIMES

Wayne Richardson, Sports Editor
4284 US Route 130 North
Willingboro, NJ 08046
(609) 871-8060
wrichardson@calkins.com
bctsports@yahoo.com

NEW YORK DAILY NEWS

Eric Barrow, Sports Editor (@EricBarrow)
4 New York Plaza
New York, NY 10001
(212) 210-1670
sportsforum@nydailynews.com
@NYDailyNews

NEW YORK POST

Chris Shaw, College Sports Editor
Brian Lewis (@NYPost_Lewis)
1211 Avenue of the Americas
10th Floor
New York, NY 10036
(212) 930-8700
sports@nypost.com
@nypost

NEW YORK TIMES

Jason Stallman, Sports Editor
(Melissa Hoppert (@MHoppertNYT))
620 8th Avenue
New York, NY 10036
(212) 556-7371
sports@nytimes.com
@nytimes

PHILADELPHIA INQUIRER

John Quinn, Sports Editor (@johnquinning)
801 Market Street
Philadelphia, PA 19107
(215) 854-2462
gptosky@phillynews.com
@PhillyInquirer

PHILADELPHIA DAILY NEWS

Rich Hofmann, Sports Editor (@TheldleRich)
400 N. Broad Street
Philadelphia, PA 19101
(215) 854-5524
@PhillyDailyNews

SCARLETNATION.COM (RIVALS)

John Otterstedt, Publisher
Bobby Deren, Editor (@BobbyDeren)
619 Ellington Road
Ridgewood, NJ 07450
(201) 314-3016
johnotterstedt@gmail.com
@rivalsnewjersey

SCARLETREPORT.COM (SCOUT)

Brian Dohn, Publisher (@BrianDohnScout)
Sam Hellman, Editor (@SamHellmanScout)
2 Oakmont Avenue
East Brunswick, NJ 08816
(732) 425-0169
dohnster@verizon.net
@ScarletReport

THE RECORD

John Balkum, Sports Editor
John Rowe, Tara Sullivan (@Record_Tara)
100 Commons Way
Rockaway, NJ 07866
(973) 586-8180
sports@northjersey.com
@NorthJerseybrk

TRENTONIAN

Kyle Franko, Editor (@kj_franko)
Greg Johnson (@greg_j)
600 Perry St.
Trenton, NJ 08618
(609) 989-7800 press 4
sports@trentonian.com
@Trentonian

RADIO

WCTC

Mike Pavlichko, News Director
Tom Ortuso
78 Veronica Ave.
Somerset, NJ 08873
(732) 249-2600

WABC-RADIO

2 Penn Plaza
New York, NY 10121
(212) 613-3866

WCBS-RADIO

345 Hudson Street
New York, NY 10014
(212) 975-2127

ESPN RADIO

125 West End Ave.
New York, NY 10023
(646) 669-6800

WFAN-RADIO

345 Hudson Street, 10th Floor
New York, NY 10014
(212) 314-9200

WOR-RADIO

32 Avenue of the Americas
New York, NY 10013
(212) 377-7900

MEDIA INFORMATION



TELEVISION

COMCAST SPORTSNET

3601 S. Broad St.
Philadelphia, PA 19148
(215) 336-3500

CBS SPORTS NETWORK

Chelsea Piers, Pier 62
New York, NY 10011
(212) 342-8700

ESPNU

11001 Rushmore Dr.
Charlotte, NC 28277
(704) 973-5000

KYW-TV

Beasley Reece
400 Market Street
10th Floor
Philadelphia, PA 19106
(215) 238-4850 x4839

NEWS 12 NEW JERSEY

Nick Meidanis, Sports Director
450 Raritan Center Parkway
Edison, NJ 08837
(732) 417-9412

MADISON SQUARE GARDEN

Anthony Fucilli
4 Penn Plaza
New York, NY 10001
(212) 465-5949

SPORTSNET NEW YORK

Chris Carlin
75 Rockefeller Plaza
New York, NY 10019
(212) 485-4800

WABC-TV

Rob Powers
7 Lincoln Square
New York, NY 10020
(212) 456-7000

WCAU-TV

Vai Sikahema
10 Monument Rd.
Bald Cynwyd, PA 19004
(610) 668-5462

WCBS-TV

Otis Livingston
524 W. 57th Street
New York, NY 10019
(212) 975-1741

WNBC-TV

Bruce Beck
30 Rockefeller Plaza
New York, NY 10020
(212) 664-5313

WNYW FOX-TV

Duke Castiglione
205 E. 67th Street
New York, NY 10021
(212) 452-5555

WPIX-TV

Andy Adler
220 E. 42nd Street
New York, NY 10017
(212) 210-2421

WPVI-TV

Ducis Rodgers
4100 City Ave.
Philadelphia, PA 19131
(215) 581-4573

WTXF-TV

Tom Sredenschek
3300 Market St.
Philadelphia, PA 19106
(215) 982-5500

WWOR-TV

9 Broadcast Plaza
Secaucus, NJ 07094
(201) 330-2244

WIRE SERVICES

ASSOCIATED PRESS

Ralph Russo,
National College Football Writer
450 W. 33rd Street
14th Floor
New York, NY 10001
(800) 622-1630
FAX: (212) 621-1639

ASSOCIATED PRESS

Tom Canavan, Dave Porter
50 Park Place, Suite 800
Newark, NJ 07102
(973) 642-0151
(800) 645-0036
FAX: (973) 643-2526
aptrenton@ap.org

CAMPUS MEDIA

THE DAILY TARGUM

204 Neilson St.
New Brunswick, NJ 08901
(732) 932-7051
sports@dailytargum.com
@TargumSports

WRSU-FM

Rutgers Student Center
New Brunswick, NJ 08903
(732) 932-7802
sports@wrsu.org

RUTV NETWORK

Department of Communications/
Marketing
96 Davidson Road
Piscataway, NJ 08854-8062
(732) 932-7888



AREA DIRECTORY

Area codes are (732) unless indicated

RUTGERS GENERAL INFORMATION

Police 932-7211
Directory Information 932-1766
Ticket Office 445-4678
Athletic Communications 445-7028

Rutgers Bookstore 246-8448
 100 Somerset St, New Brunswick

HOTELS

Somerset Hotel 560-0500
 110 Davidson Avenue, Somerset

Doubletree Hotel 469-2600
 200 Atrium Drive, Somerset

East Brunswick Hilton 828-2000
 Three Tower Center Boulevard,
 East Brunswick

Embassy Suites 980-0500
 121 Centennial Avenue, Piscataway

The Heldrich 729-4670
 10 Livingston Avenue, New Brunswick

Holiday Inn 908-735-5500
 4701 Stelton Road, South Plainfield

Holiday Inn Express 247-6800
 4 Tower Center Boulevard,
 East Brunswick

Hyatt Regency 873-1234
 Two Albany Street, New Brunswick

Radisson 980-0400
 21 Kingsbridge Rd., Piscataway

La Quinta Inn & Suites 560-9880
 60 Cottontail Lane, Somerset

RESTAURANTS

Applebee's 562-0500
 1282 Centennial Avenue, Piscataway

Brick House Tavern 908-753-4892
 4901 Stelton Road, South Plainfield

Brother Jimmy's BBQ 249-7427
 5 Easton Ave., New Brunswick

Catherine Lombardi 296-9463
 3 Livingston Avenue, New Brunswick

Chipotle 993-1601
 387 George Street, New Brunswick

Christopher's Restaurant 214-2200
 10 Livingston Avenue, New Brunswick

Clydz 846-6521
 55 Paterson Street, New Brunswick

Destination Dogs 993-1016
 101 Paterson Street, New Brunswick

Due Mari 296-1600
 78 Albany Street, New Brunswick

The Frog & The Peach 846-3216
 29 Dennis Street, New Brunswick

Glass Woods Tavern 867-2300
 Two Albany Street, New Brunswick

Hansel 'n Griddle 846-7090
 130 Easton Ave, New Brunswick

Harvest Moon Brewery 249-6666
 392 George Street, New Brunswick

Henry's Diner 848-445-3232
 55 Rockafeller Rd, Piscataway

Houlihan's 448-0500
 55 Rte. 1 South, New Brunswick

Joe's Crab Shack 908-753-4204
 4901 Stelton Road, South Plainfield

Longhorn Steakhouse 981-8200
 1368 Centennial Avenue, Piscataway

The Old Bay 246-3111
 61 Church Street, New Brunswick

Old Man Rafferty's 846-6153
 106 Albany Street, New Brunswick

On The Border 979-2192
 51 Rte. 1 South, New Brunswick

Panico's 545-6100
 103 Church Street, New Brunswick

Quaker Steak & Lube 777-9464
 561 Rt. 1 North, Edison

Saladworks 465-0055
 Centennial Plaza
 1348 Centennial Avenue, Piscataway

Stage Left Cafe 828-4444
 5 Livingston Avenue, New Brunswick

Starbucks 828-8946
 391 George Street, New Brunswick

Steakhouse 85 247-8585
 85 Church Street, New Brunswick

Stuff Yer Face 247-1727
 49 Easton Avenue, New Brunswick

TGI Friday's 465-0101
 1315 Centennial Avenue, Piscataway

Tumulty's Pub 545-6205
 361 George Street, New Brunswick

TAXICAB SERVICES

A-A Checker Cab Assoc. 545-2300

Victory Taxi Association 545-6666

Yellow Cab of New Bruns. 246-2222

CAR RENTAL

Enterprise 214-1022

Hertz 297-1588

TRAIN

Amtrak 1-800-872-7245

New Jersey Transit+ 973-275-5555

+ New Jersey Transit's Northeast Corridor Line provides rail service from the New Brunswick train station to: New York Penn Station, Newark Penn Station, North Elizabeth, Elizabeth, Linden/Rahway, Metropark (Iselin), Metuchen, Edison, Jersey Avenue (New Brunswick), Princeton Junction, Princeton and Trenton. New Jersey Transit's Northeast Corridor Line connects with PATH service to New York and Newark Penn Station and with SEPTA service to Philadelphia at Trenton Station.



DIRECTIONS

GAME DAY NOTE: Please be aware of posted signs on all highways in the New Brunswick/Piscataway vicinity, which will direct Rutgers fans to the appropriate route on game day. The following directions are for general travel purposes only.

ADDRESS: One Scarlet Knight Way
Piscataway, NJ 08854

CAMPUS: Busch Campus

GARDEN STATE PARKWAY SOUTHBOUND:

Turn off at Exit 129 for the New Jersey Turnpike and head south. Turn off at Exit 9, bear right after the tollbooths and follow signs for "Route 18 North – New Brunswick." Stay to the left to continue on Route 18 North. Proceed along Route 18 North, crossing the Raritan River (approximately 3.7 miles). Continue on Route 18 North. Proceed up Route 18 to the Campus Rd. exit ramp on the right. Follow Campus Rd. and make the first left onto Sutphen Rd. Follow Sutphen Rd. and the Hale Center and High Point Solutions Stadium will be on your left.

GARDEN STATE PARKWAY NORTHBOUND:

Turn off at Exit 105 and follow signs for Route 18 North. After approximately 24 miles, you will pass the entrance for the New Jersey Turnpike. Proceed along Route 18 North, crossing the Raritan River (approximately 3.7 miles). Continue on Route 18 North. Proceed up Route 18 to the Campus Rd. exit ramp on the right. Follow Campus Rd. and make the first left onto Sutphen Rd. Follow Sutphen Rd. and the Hale Center and High Point Solutions Stadium will be on your left.

INTERSTATE 287:

Turn off at Exit 9 "Bound Brook/Highland Park." Proceed East on River Road toward Highland Park. Continue on River Road and you will pass under the overpass for Route 18. Make the next left onto Route 18 North. Proceed up Route 18 to the Campus Rd. exit ramp on the right. Follow Campus Rd. and make the first left onto Sutphen Rd. Follow Sutphen Rd. and the Hale Center and High Point Solutions Stadium will be on your left.

NEW JERSEY TURNPIKE:

Turn off at Exit 9, bear right after the tollbooths and follow signs for "Route 18 North – New Brunswick." Stay to the left to continue on Route 18 North. Proceed along Route 18 North, crossing the Raritan River (approximately 3.7 miles). Continue on Route 18 North. Proceed up Route 18 to the Campus Rd. exit ramp on the right. Follow Campus Rd. and make the first left onto Sutphen Rd. Follow Sutphen Rd. and the Hale Center and High Point Solutions Stadium will be on your left.

US ROUTE 1:

Turn off at exit marked "Route 18 North-New Brunswick." Proceed along Route 18 North, crossing the Raritan River (approximately 3.7 miles). Continue on Route 18 North. Proceed up Route 18 to the Campus Rd. exit ramp on the right. Follow Campus Rd. and make the first left onto Sutphen Rd. Follow Sutphen Rd. and the Hale Center and High Point Solutions Stadium will be on your left.

GAME DAY PARKING INFORMATION

MEDIA PARKING:

Media parking is located in the Green Lot, which is located behind the Indoor Practice Bubble on the E Fields. To enter the Green Lot, take River Road to Sutphen Road. Once on Sutphen, make your first left at Fitch Road and attendants will direct you to the media lot. You should request your parking at the same time you request your game credential. If time permits, both will be mailed to you. There is no day-of-game media parking list and therefore members of the media must have a media parking credential in advance of the game.

SATELLITE TRUCK PARKING:

Satellite truck parking is on a limited basis in the South End Zone driveway. To request space on a game-by-game basis, please contact Hasim Phillips in the Rutgers Office of Athletic Communications.

RUTGERS ATHLETIC CENTER#:

(FREE Shuttle Bus Service to Stadium area)

- Enter via Suttons Lane or Avenue E
- From Route 18 North, exit for Route 27 North and follow signs
- From Route 287, Exit South Randolphville Road or Centennial Avenue and follow signs

FREE shuttles run approximately every thirty (30) minutes beginning three hours prior to kickoff.



RUTGERS ON TELEVISION

SINCE 1991

Date	Opponent	Network	Date	Opponent	Network
11/26/16	at Maryland	ESPNNews	9/8/12	Howard	ESPN Regional
11/19/16	Penn State	Big Ten Network	9/1/12	at Tulane	CBS Sports Network
11/12/16	at Michigan State	Big Ten Network	12/30/11	vs. Iowa State	ESPN
11/5/16	Indiana	Big Ten Network	11/26/11	at Connecticut	ESPN2
10/22/16	at Minnesota	ESPNU	11/19/11	Cincinnati	ESPNU
10/15/16	Illinois	ESPNNews	11/12/11	at Army	CBS Sports Network
10/8/16	Michigan	ESPN2	10/29/11	West Virginia	ABC
10/1/16	at Ohio State	Big Ten Network	10/21/11	at Louisville	ESPN2
9/24/16	Iowa	ESPN2	10/8/11	Pittsburgh	ESPNU
9/17/16	New Mexico	ESPNNews	10/1/11	at Syracuse	ESPN Regional
9/10/16	Howard	Big Ten Network	9/10/11	at North Carolina	ACC Network
9/3/16	at Washington	Pac-12 Network	12/4/10	at West Virginia	ABC
11/28/15	Maryland	Big Ten Network	11/26/10	Louisville	ESPN2
11/21/15	Army	CBS Sports Network	11/20/10	at Cincinnati	ESPN Regional
11/14/15	Nebraska	Big Ten Network	11/13/10	Syracuse	ESPNU
11/7/15	Michigan	Big Ten Network	11/3/10	at USF	ESPN2
10/31/15	Wisconsin	Big Ten Network	10/23/10	at Pittsburgh	ESPN Regional
10/24/15	Ohio State	ABC	10/8/10	Connecticut	ESPN
10/17/15	Indiana	Big Ten Network	9/25/10	North Carolina	ESPNU
10/10/15	Michigan State	Big Ten Network	9/11/10	at FIU	ESPN Regional
9/26/15	Kansas	Big Ten Network	12/19/09	vs. UCF	ESPN
9/19/15	Penn State	Big Ten Network	12/5/09	West Virginia	ESPN
9/12/15	Washington State	ESPNU	11/27/09	at Louisville	ESPN2
9/5/15	Norfolk State	ESPNNews	11/12/09	USF	ESPN (T)
12/26/14	vs. North Carolina	ESPN	10/31/09	at Connecticut	ESPN Regional
11/29/14	at Maryland	ESPNU	10/23/09	at Army	ESPN2
11/22/14	at Michigan State	Big Ten Network	10/16/09	Pittsburgh	ESPN
11/15/14	Indiana	Big Ten Network	9/19/09	FIU	ESPN Regional
11/1/14	Wisconsin	ESPN	9/12/09	Howard	ESPN Regional
10/25/14	at Nebraska	ESPN2	9/7/09	Cincinnati	ESPN
10/18/14	at Ohio State	ABC	12/29/08	vs. NC State	ESPN
10/4/14	Michigan	Big Ten Network	12/4/08	Louisville	ESPN (T)
9/27/14	Tulane	ESPNNews	11/22/08	Army	ESPN Regional
9/20/14	at Navy	CBS Sports Network	11/15/08	at USF	ESPN Regional
9/13/14	Penn State	Big Ten Network	11/8/08	Syracuse	ESPNU
9/6/14	Howard	Big Ten Network	10/18/08	Connecticut	ESPNU
8/28/14	at Washington State	Fox Sports 1 (T)	10/11/08	at Cincinnati	ESPN Regional
12/28/13	vs. Notre Dame	ESPN	10/4/08	at West Virginia	ESPN Regional
12/7/13	USF	ESPN2	9/27/08	Morgan State	ESPN Regional
11/30/13	at Connecticut	ESPNU	9/20/08	at Navy	CBS Sports Network
11/21/13	at UCF	ESPN (T)	9/11/08	North Carolina	ESPN (T)
11/16/13	Cincinnati	ESPNNews	9/1/08	Fresno State	ESPN
11/2/13	Temple	ESPN Regional	1/5/08	vs. Ball State	ESPN2
10/26/13	Houston	ESPNNews	11/29/07	at Louisville	ESPN (T)
10/10/13	at Louisville	ESPN (T)	11/17/07	Pittsburgh	ESPN Regional
10/5/13	at SMU	ESPNNews	11/9/07	at Army	ESPN2
9/21/13	Arkansas	ESPN	11/3/07	at Connecticut	ESPNU
9/7/13	Norfolk State	CBS Sports Network	10/27/07	West Virginia	ABC
8/29/13	at Fresno State	ESPNU	10/18/07	USF	ESPN (T)
12/28/12	vs. Virginia Tech	ESPN	10/13/07	at Syracuse	ESPN Regional
11/29/12	Louisville	ESPN (T)	10/6/07	Cincinnati	ESPN2
11/24/12	at Pittsburgh	ESPN2	9/29/07	Maryland	ABC
11/17/12	at Cincinnati	ESPN Regional	9/15/07	Norfolk State	ESPN Regional
11/10/12	Army	ESPNU	9/7/07	Navy	ESPN
10/27/12	Kent State	ESPN Regional	8/30/07	Buffalo	ESPN Regional
10/20/12	at Temple	ESPN Regional	12/28/06	vs. Kansas State	NFL Network
10/13/12	Syracuse	ESPN Regional	12/2/06	at West Virginia	ESPN
10/6/12	Connecticut	ESPNU	11/25/06	Syracuse	ESPNU
9/22/12	at Arkansas	ESPNU	11/18/06	at Cincinnati	ESPN
9/13/12	at USF	ESPN (T)	11/9/06	Louisville	ESPN (T)
			10/29/06	Connecticut	ESPN
			10/21/06	at Pittsburgh	ESPN2
			10/14/06	at Navy	CBS Sports Network
			9/29/06	at USF	ESPN2

MEDIA INFORMATION



Date	Opponent	Network
9/23/06	Howard	ESPN Regional
9/16/06	Ohio	ESPN Regional
9/9/06	Illinois	ESPN2
9/2/06	at North Carolina	ABC
12/28/05	vs. Arizona State	ESPN
11/26/05	Cincinnati	Fox Sports Net
11/11/05	at Louisville	ESPN2
11/5/05	USF	ESPN Regional
10/29/05	Navy	Fox Sports Net
10/22/05	at Connecticut	ESPN Regional
10/15/05	at Syracuse	ESPN Regional
10/8/05	West Virginia	ESPN Regional
9/30/05	Pittsburgh	ESPN2
9/17/05	at Buffalo	ESPN Regional
9/3/05	at Illinois	ESPN2
11/27/04	Connecticut	ESPN2
11/20/04	at Navy	CBS Sports Network
11/6/04	at Boston College	ESPN Regional
10/30/04	West Virginia	ESPN Regional
10/23/04	at Pittsburgh	ESPN Regional
10/16/04	Temple	ESPN Regional
10/9/04	at Vanderbilt	Fox Sports Net
10/2/04	at Syracuse	ESPN Regional
9/18/04	Kent State	Fox Sports Net
9/11/04	New Hampshire	Fox Sports Net
9/4/04	Michigan State	ABC
11/22/03	at Miami	ESPN Regional
11/15/03	Boston College	ESPN Regional
11/8/03	at Connecticut	WFSB-TV
10/11/03	at West Virginia	ESPN Regional
10/4/03	Virginia Tech	ESPN Regional
9/27/03	Navy	ESPN Regional
9/13/03	at Army	ESPN Regional
9/6/03	at Michigan State	ESPN Regional
11/30/02	at Boston College	ESPN Regional
11/23/02	at Notre Dame	NBC
11/16/02	Temple	ESPN Regional
11/2/02	Miami	ESPN Regional
10/12/02	West Virginia	ESPN Regional
9/21/02	at Pittsburgh	ESPN Regional
9/14/02	Army	ESPN Regional
11/17/01	Boston College	ESPN Regional
10/20/01	Navy	ESPN Regional
10/13/01	at Temple	ESPN Regional
10/6/01	Syracuse	ESPN Regional
9/22/01	at Pittsburgh	ESPN Regional
9/14/01	Army	ESPN Regional
11/25/00	at Syracuse	ESPN Regional
11/18/00	Notre Dame	CBS

Date	Opponent	Network
10/28/00	at Boston College	ESPN Regional
9/30/00	Miami	ESPN Regional
9/16/00	at Virginia Tech	ESPN Regional
9/2/00	Villanova	ESPN Regional
11/13/99	Syracuse	ESPN Regional
10/23/99	Pittsburgh	ESPN Regional
9/25/99	Boston College	ESPN Regional
9/11/99	Texas	ESPN2
11/14/98	West Virginia	ESPN Regional
10/17/98	at Pittsburgh	ESPN Regional
10/3/98	Miami	ESPN Regional
9/19/98	at Syracuse	ESPN Regional
9/12/99	at Boston College	ESPN Regional
11/15/97	at Miami	ESPN Regional
11/8/97	Wake Forest	ESPN Regional
10/25/97	Pittsburgh	ESPN Regional
10/18/97	at Army	FX
10/9/97	Syracuse	ESPN (T)
10/4/97	at West Virginia	ESPN Regional
9/20/97	Boston College	ESPN Regional
9/6/97	at Texas	Fox Sports Net
8/30/97	Virginia Tech	ESPN
11/23/96	at Notre Dame	NBC
11/9/96	West Virginia	ESPN Regional
10/19/96	at Boston College	ESPN Regional
10/5/96	at Syracuse	ESPN Regional
9/21/96	at Virginia Tech	ESPN Regional
9/12/96	Miami	ESPN (T)
11/24/95	Boston College	ABC
11/4/95	at West Virginia	ESPN Regional
10/14/95	at Miami	WPLG-TV
9/23/95	Penn State	ESPN
11/5/94	Temple	BIG EAST
10/22/94	at Boston College	BIG EAST
10/1/94	Miami	BIG EAST
9/24/94	at Penn State	ESPN2
9/10/94	West Virginia	BIG EAST
11/6/93	Syracuse	ABC
10/28/93	Pittsburgh	ESPN
10/9/93	Boston College	BIG EAST
9/25/93	at Penn State	ESPN
11/21/92	at Temple	BIG EAST
10/10/92	at Syracuse	BIG EAST
9/17/92	Pittsburgh	ESPN
9/5/92	at Boston College	BIG EAST
11/9/91	at Pittsburgh	BIG EAST
11/2/91	at West Virginia	BIG EAST
10/26/91	Syracuse	BIG EAST
9/21/91	Northwestern	BIG EAST

(T) - Denotes Thursday night game



ATHLETIC COMMUNICATIONS FOOTBALL CONTACTS

**HASIM PHILLIPS Senior Associate Athletic Director, Communications**

Office: 732-445-6069 • Cell: 732-470-9457 • E-mail: hphillips@scarletknights.com • Twitter: @HasimPhillips

Over the past decade, Hasim Phillips has worked as a media relations professional in the nation's No. 1 media market (New York) with roles both in college athletics and corporate communications. Phillips serves as the primary spokesman for Rutgers football, handling all media inquiries for the program's coaches and players. Additionally, he is the executive producer for the "RFootball Show," a 12-episode television series with distribution throughout the East Coast from New York to areas in South Florida. Phillips also oversees all football related content on the school's official athletics website (ScarletKnights.com). For Phillips, this is the second stint with Rutgers Athletics, having previously served with the department from 2004-2012. Phillips began his career in athletic communications at Rutgers in 2004, serving as an assistant until 2007 before becoming an Assistant Director for Athletic Communications from 2007-11. During this time, he spent four seasons assisting the lead football contact with a variety of tasks, including practice and game day media coverage as well as game notes and media guide production. While at Rutgers, he was a member of an athletic communications staff that was twice (2009, 2010) recognized by the Football Writers Association of America as a "Super 11" communications department, awarded to the top PR offices in the country. In 2011, he was elevated to the role of Associate Director of Athletic Communications, serving as the primary media contact for Hall of Fame head coach C. Vivian Stringer and the women's basketball team. Phillips joined The Madison Square Garden Company in 2012 as Manager for Corporate Communications. He assisted in the publicity efforts of the MSG Sports brand, helping promote marketing partnerships and new business initiatives. He also worked to promote the New York Knicks' community service initiative "Basketball in the Boroughs," securing targeted media opportunities to highlight the franchise's work in the community. Phillips also oversaw inquiries regarding the use of MSG trademarks or logos in television or film projects. He was responsible for script review and concept approval in addition to working with production crews while filming on site at Madison Square Garden. He served as a liaison between MSG, the corporate offices of the National Basketball Association (NBA) and National Hockey League (NHL), and several major motion picture and television studios. Phillips, a native of Brooklyn, N.Y., is a 2004 graduate of Rutgers University.

**JIMMY GILL Associate Director of Communications (Secondary Contact)**

Office: 732-445-8103 • Cell: 732-991-9486 • E-mail: jgill@scarletknights.com • Twitter: @jgill027

Jimmy Gill is in his fifth year with the Rutgers football program, serving his second stint with the Scarlet Knights after returning to the athletic department in January 2013. He works as the secondary contact for football and the primary for baseball and gymnastics, which hosted the 2017 Big Ten Championships. Gill was promoted to Associate Director of Athletic Communications in June 2014 and was part of the 2014 staff that was honored by the Football Writers Association of America (FWAA) as a recipient of the Super 11 Award. Prior to coming back to RU, Gill worked at the University of Miami (Fla.) as the volleyball and third football contact in the fall of 2012. The volleyball team successfully earned an at-large bid to the NCAA Tournament and Gill was named CoSIDA Division I Volleyball East Region Sports Information Director Honoree for his efforts along the way. After the football season, he worked as a media relations assistant for the Orange Bowl committee for its annual game and the BCS National Championship. During the 2011-2012 academic year, Gill served as Athletic Communications Assistant at Rutgers as the contact for baseball, volleyball, women's tennis and gymnastics. A native of Lewes, Del., he earned a bachelor's degree in political science from Swarthmore (Pa.) College in 2010, before receiving his master's degree in sport administration from the University of Miami (Fla.) in 2011. While working towards his master's degree, Gill worked as a graduate assistant in the UM communications office, helping with all aspects of the office while functioning as the primary women's golf contact. He got his start in the business in the Swarthmore sports information department as a student worker with a primary focus on statistics for various sports. Gill was a four-year starter for the Garnet baseball team, earning all-conference honors and captaining the program's first-ever playoff appearance as a senior in 2010. An outfielder, he is still in the top-10 in program history in hits, games, doubles, home runs and RBIs.

**BRADLY DERECHAILO Assistant Director of Communications**

Office: 732-445-7028 • 732-647-5034 • E-mail: bderechailo@scarletknights.com • Twitter: @Bradly_D

Bradly Derechailo enters his first year in his role as Assistant Director of Athletic Communications and third year with Rutgers Athletics after joining the staff in June 2015. Along with his football responsibilities, Derechailo serves as the primary contact for the Scarlet Knights' men's golf, wrestling and women's lacrosse programs. The Keyport, N.J., native majored in journalism and media studies "On the Banks," earning minors in English and digital communication, information and media. As a student intern at Rutgers from 2014-15, Derechailo served as the media contact for the gymnastics team in addition his daily office responsibilities. Prior to his work with Rutgers Athletic Communications, Derechailo gained experiences as a corporate communications intern for the Chubb Group of Insurance Companies during the summer of 2014. As a member of the Chubb Group, Derechailo produced press releases and helped manage the company's social media accounts among numerous other public relations roles. Derechailo also spent time as a writer and editor for The Daily Targum, Rutgers' daily student-run newspaper, working his way up to the role of Associate Sports Editor on the 145th Editorial Board. In his position, he helped manage the sports desk's team of writers, assigning and writing stories which appeared online and in daily print. Teams covered as a beat writer during his tenure with the paper include football, men's basketball, wrestling, and women's soccer.



FRI.	SEPT. 1	WASHINGTON
SAT.	SEPT. 9	EASTERN MICHIGAN
SAT.	SEPT. 16	MORGAN STATE
SAT.	SEPT. 23	AT NEBRASKA
SAT.	SEPT. 30	OHIO STATE
SAT.	OCT. 14	AT ILLINOIS
SAT.	OCT. 21	PURDUE
SAT.	OCT. 28	AT MICHIGAN
SAT.	NOV. 4	MARYLAND*
SAT.	NOV. 11	AT PENN STATE
SAT.	NOV. 18	AT INDIANA
SAT.	NOV. 25	MICHIGAN STATE

*BATTLE IN THE BRONX - YANKEE STADIUM