



REBEL

SUCCESS



++++

9  **DRAFT PICKS**
SINCE 2016 (4 FIRST-ROUNDERS)

4 **STRAIGHT**
SEASON TICKET SELLOUTS

99 **APR SCORE**
2ND-BEST AMONG  FOOTBALL PROGRAMS

174 **PLAYERS**
GRADUATED SINCE FREEZE ARRIVED 2012

19  **WINS**
REBELS' MOST IN A FIVE-YEAR
+++++ SPAN SINCE 2000-04

45 **WEEKS**
RANKED IN A NATIONAL POLL
SINCE FREEZE ARRIVED

Ole Miss
FOOTBALL
(Since 2012)

#3 HIGHEST NATIONAL RANKING

SINCE 1964 (OCCURRED IN 2014 AND 2015)

BACK-TO-BACK  

NEW YEAR'S SIX BOWL BERTHS

IN 2014 AND 2015

RECORD BREAKERS



SENQUEZ GOLSON

Most interceptions in a season

++++++

MARQUIS HAYNES

Most sacks in a season

++++++

CHAD KELLY

Most passing yards in a season

++++++

CHAD KELLY

Best completion percentage in a season and career

++++++

CHAD KELLY

Most 300-yard passing games in a career

++++++

LAQUON TREADWELL

Most catches in a game, season and career

++++++

LAQUON TREADWELL

Most receiving yards in a season

++++++

LAQUON TREADWELL

Most touchdown catches in a season

++++++

BO WALLACE

Most total yards in a career

#3 ALL-AMERICAN SELECTIONS ★★★★★

#28 ALL-SEC SELECTIONS ★★★★★

BIG WINS



#24 MSU | 41-24 | 11/24/12



at Texas | 44-23 | 9/14/13



#6 LSU | 27-24 | 10/19/13



Georgia Tech | 25-17 | 12/30/13



#1 Alabama | 23-17 | 10/4/14



at #14 Texas A&M | 35-20 | 10/11/14



#4 MSU | 31-17 | 11/29/14



at #2 Alabama | 43-37 | 9/19/15



#15 Texas A&M | 23-3 | 10/24/15



#15 LSU | 38-17 | 11/21/15



#21 MSU | 38-27 | 11/28/15



#16 Oklahoma St. | 48-20 | 1/1/16



#11 Georgia | 45-14 | 9/24/16



at #8 Texas A&M | 29-28 | 11/12/16



TABLE OF CONTENTS

THIS IS OLE MISS..... 1-35
 Rebel Success under Freeze IFC-1
 Table of Contents 2-3
 Ole Miss Quick Facts 3
 Rebel Football Since 1893 4-5
 Bowl Success 6-7
 All-American Tradition 8-9
 NFL Rebels 10-11
 Strong Leadership 12-13
 Rebels in the Spotlight 14
 Rebel Family 15
 Rebel Pride 16
 Landshark 17
 Chucky Mullins Courage Award 18-19
 The Grove 20-21
 Vaught-Hemingway Stadium/Hollingsworth Field 22-23
 Manning Center 24-25
 SEC Competition 26
 Academic Excellence 27
 Health and Sports Performance 28
 Strength and Conditioning 29
 Outstanding Athletics 30-31
 The University of Mississippi 32-33
 Oxford, Mississippi 34
 Community Involvement 35

COACHES & STAFF 36-51
 Head Coach Hugh Freeze 36-40
 Assistant Coaches 41-49
 Support Staff 50-51

2017 REBELS 52-82
 Season Outlook 52-54
 Team Information 54
 Preseason Depth Chart 55
 2017 Rosters 56-57
 Pronunciation Guide 57
 Geographical Roster 58
 Returnee Profiles 59-80
 Newcomer Profiles 81-82

OPPONENTS 83-87
 2017 Opponent Profiles 83-84
 Series vs. Opponents 85-87

2016 REVIEW 88-99
 Team/Individual Statistics 88-89
 Game-by-Game Starters 89
 Game-by-Game Statistics 90-92
 Game-by-Game Recaps 93-98
 Miscellaneous Statistics 99
 2016 Honors 99

SEC 100-103
 The Southeastern Conference 100
 2016 SEC in Review 101
 2017-18 Bowl Schedule 101
 SEC Records 102-103

HISTORY & RECORDS 104-200
 History of Ole Miss Football 104-107
 National Champions 108
 College/Pro Football Halls of Fame 109
 Team of the Century 109
 All-Americans 110-117
 All-SEC 118-120
 Rebel Honor Roll 121-126
 Rebels in All-Star Classics 127-128
 Rebels in the NFL Draft 129-130
 Rebels with the Pros 131-134
 Records 135-156
 Battle for the Golden Egg 157-158
 Bowl History 159-176
 All-Time Series 177
 All-Time Scores 178-184
 Nationally Ranked Games 185-186
 Coaching History 187
 Assistant Coaches 188-189
 Head Coach Composite Records 189
 All-Time Lettermen 190-198
 Ole Miss Pageantry 199-200

SCHOLARSHIPS 201-202
 Charlie Conerly Scholarship 201
 J.W. Wobble Davidson Scholarship 202
 Joey Embry Memorial Scholarship 202
 Larry L. Johnson Scholarship 202
 Park Stevens Memorial Scholarship 202
 Wesley Walls Scholarship 202

FACILITIES 203-206
 Vaught-Hemingway Stadium/Hollingsworth Field 203
 Manning Center 204
 FedEx Student-Athlete Success Center 205
 Starnes Athletic Training Center 205
 Other Athletics Facilities 206

TEAM SUPPORT 207-208
 Strength and Conditioning 207
 Health and Sports Performance 207
 Ole Miss Athletics Vision 207
 Student-Athlete Development 208
 NCAA Compliance 208

ADMINISTRATION 209-210
 Chancellor Jeffrey S. Vitter 209
 Athletics Committee 209
 Athletics Director Ross Bjork 210
 Athletics Leadership 210

MEDIA INFORMATION 211-217
 Media Services and Policies 211-213
 Vaught-Hemingway Stadium Diagram 212
 Weekly Media Schedule 212
 Style Guide 213
 Road Headquarters/Travel 213
 Ole Miss Radio Network 214
 Rebels on Television 215-216
 The Season: Ole Miss Football 217

PROGRAM SUPPORT 218-220
 Ole Miss IMG Sports Marketing 218
 Ole Miss Athletics Foundation 219
 2016-17 Honors 220



CREDITS

Editors: Kyle Campbell, Joey Jones
Special assistance by: Adam Kuffner, Brandon Lee, Kim Ling, Joshua McCoy, Pierce Morrison, Jessica Poole, Langston Rogers, Alex Sims, Daniel Snowden
Graphic design by: Dan Pellegrino
Printed by: Ambrose Printing Company, Nashville, Tenn.

Photography: Action Sports of America, All Sports Association/Wuerffel Trophy, Anding Photography, Arizona Cardinals, Associated Press, Kevin Bain, Bradley Photographers, David Brown, Kyle Campbell, Cincinnati Bengals, Cincinnati Reds, Cotton Bowl, Detroit Lions, ESPN, Ed Garner, Thomas Graning, Eddie Gregory, R.B. Hogan, Indianapolis Colts, Robert Jordan, Sasha Leeth, Pat Maner, Joshua McCoy, Minnesota Vikings, R.D. Moore, New England Patriots/Dave Silverman, New Orleans Saints, New York Giants/Evan Pinkus, Bruce Newman, Ole Miss Communications Photography, David Purdy/Biloxi Sun Herald, Langston Rogers, Chris Sabo, San Francisco 49ers/Ben Shyman, Bill Seawright, John Seymour, Matthew Sharpe, Paul Spinelli/SpinPhotos.com, Sugar Bowl, Tennessee Titans, Michael Thompson, Cheryl Treworgy, USA TODAY Sports, Brad Vest/Commercial Appeal, David Allen Williams and Elwin Williams.

© COPYRIGHT UNIVERSITY OF MISSISSIPPI
 The 2017 Ole Miss Football Guide was published by the University of Mississippi Athletics Media Relations Office and designed using Adobe InDesign and Adobe Photoshop. All contents of this issue are copyrighted 2017 by The University of Mississippi. Reproduction without written permission is strictly prohibited.

FOR ADDITIONAL COPIES

Go online to OleMissPublications.com, or visit the Rebel Locker Room at 1801 West Jackson Ave. in Oxford.

MEDIA CONTACT

Kyle Campbell
 Associate A.D. for Communications
 Phone: 662.915.7522 Fax: 662.915.7006
 Email: kyle@olemiss.edu Twitter: [@CampbellKyle](https://twitter.com/CampbellKyle)

ADDRESS

Athletics Communications
 908 All-American Drive
 University, MS 38677

OLE MISS ON THE WEB

Official Site: OleMissSports.com
 Gameday Site: OleMissFB.com
 Experience Site: RebelSharkTank.com

OLE MISS ON SOCIAL

- Twitter: [@OleMissFB](https://twitter.com/OleMissFB)
- Facebook: [/OleMissFootball](https://www.facebook.com/OleMissFootball)
- Instagram: [@OleMissFB](https://www.instagram.com/OleMissFB)
- Snapchat: [@officialomfb](https://www.snapchat.com/add/officialomfb)

2017 OLE MISS QUICK FACTS


Name	Ole Miss (The University of Mississippi)
Nickname	Rebels
Location	Oxford, Mississippi
Founded	November 6, 1848
Enrollment	24,250
School Colors	Cardinal Red and Navy Blue
Mascot	Rebel
Chancellor	Dr. Jeffrey S. Vitter
Faculty Representative	Dr. Ron Rychlak
Athletics Director	Ross Bjork
Conference	Southeastern (SEC)
Stadium	Vaught-Hemingway/Hollingsworth Field
Capacity/Surface	64,038/Natural Grass
Band	Pride of the South
Band Director	Dr. Bill Delournett
Head Football Coach	Hugh Freeze
Record at Ole Miss	39-25 (5 years)
Career Record	69-32 (8 years)
Basic Offense	Tempo
Basic Defense	Multiple
2016 Record	5-7
SEC Record/Finish	2-6/7th West
Postseason	None
Final National Ranking	None
Lettermen Returning/Lost	59/30
Offensive Lettermen Returning/Lost	28/13
Defensive Lettermen Returning/Lost	28/14
Specialists Lettermen Returning/Lost	3/3
Starters Returning/Lost	11/11
Offensive Starters Returning/Lost	5/6
Defensive Starters Returning/Lost	6/5
Specialists Starters Returning/Lost	2/2





REBEL FOOTBALL SINCE 1893

- 3.....National Championships
- 6.....SEC Overall Championships
- 1.....SEC West Championship
- 37.....Bowl Appearances
- 24.....Bowl Victories
- 21.....NCAA Statistical Champions
- 58.....First Team All-America selections
- 11.....College Football Hall of Fame Members
- 2.....Pro Football Hall of Fame Members
- 24.....Academic All-Americans
- 4.....Rhodes Scholars
- 8.....National Football Foundation Scholar-Athletes
- 3.....SEC Scholar-Athletes of the Year
- 6.....Heisman Trophy finalists
- 1.....Maxwell Award Winner
- 1.....Johnny Unitas Golden Arm Award Winner
- 1.....Butkus Award Winner
- 1.....Lambert Trophy Winner
- 1.....Ozzie Newsome Award Winner
- 1.....Lou Groza Award Winner
- 1.....Wuerffel Trophy Winner
- 290.....Professional Draft Picks
- 23.....First-Round NFL Draft Picks




"My first game at what was then Hemingway Stadium was in 1960 when Ole Miss played LSU, and I had never been more excited than I was that day. Of course, the stadium is much larger and more impressive now than when I played. I love the on-campus experience at Ole Miss, starting with The Grove, the team taking the short walk to the stadium and the overall atmosphere of gameday."

- Archie Manning

Ole Miss celebrates its 48-20 win over Oklahoma State in the 2016 Allstate Sugar Bowl in New Orleans. It was the Rebels' sixth all-time win in the Sugar Bowl Classic.





Sugar Bowl MVP Chad Kelly and Laquon Treadwell, who connected for three touchdowns through the air, celebrate the Rebels' 48-20 win over Oklahoma State last year.

ALL-TIME BOWL APPEARANCES

Date	Bowl	Date	Bowl
Jan. 1, 1936	Orange	Dec. 30, 1971	Peach
Jan. 1, 1948	Delta	Dec. 10, 1983	Independence
Jan. 1, 1953	Sugar	Dec. 20, 1986	Independence
Jan. 1, 1955	Sugar	Dec. 28, 1989	Liberty
Jan. 2, 1956	Cotton	Jan. 1, 1991	Gator
Jan. 1, 1958	Sugar	Dec. 31, 1992	Liberty
Dec. 27, 1958	Gator	Dec. 26, 1997	Motor City
Jan. 1, 1960	Sugar	Dec. 31, 1998	Independence
Jan. 2, 1961	Sugar	Dec. 31, 1999	Independence
Jan. 1, 1962	Cotton	Dec. 28, 2000	Music City
Jan. 1, 1963	Sugar	Dec. 27, 2002	Independence
Jan. 1, 1964	Sugar	Jan. 2, 2004	Cotton
Dec. 19, 1964	Bluebonnet	Jan. 2, 2009	Cotton
Dec. 18, 1965	Liberty	Jan. 2, 2010	Cotton
Dec. 17, 1966	Bluebonnet	Jan. 5, 2013	BBVA Compass
Dec. 30, 1967	Sun	Dec. 30, 2013	Music City
Dec. 14, 1968	Liberty	Dec. 31, 2014	Chick-fil-A Peach
Jan. 1, 1970	Sugar	Jan. 1, 2016	Sugar



Ray Brown rushed for 157 yards and two scores to lead Ole Miss to its first Sugar Bowl title with a 39-7 win over Texas in 1958.


Archie Manning earned offensive MVP honors at the 1970 Sugar Bowl after he passed for 273 yards and a TD to guide Ole Miss to a 27-22 win over Arkansas.

Ole Miss is 11th nationally with 24 bowl victories, tied for 20th with 37 bowl appearances and second with a .649 bowl winning percentage.

See pages 159-176 for the Rebels' full bowl history.



Evan Engram became the 58th first team All-America selection in school history last season. Engram set or tied Ole Miss records for most catches (65), yards (926) and touchdowns (8) in a season by a tight end, as well as most catches (162), yards (2,320) and touchdowns (15) in a career by a tight end.



(From left-to-right starting at the top): College Football Hall of Famer **Wesley Walls** was a 1988 All-American as a tight end, while also helping out as a defensive end; **Dexter McCluster** became the first player in SEC history to rush for 1,000 yards and produce 500 receiving yards in a season on his way to All-America accolades in 2009; A finalist for the Bronko Nagurski Trophy, cornerback **Senquez Golson** was a unanimous choice for All-America honors in 2014; A trailblazer for the Rebels, **Ben Williams** was a 1975 All-American at defensive tackle and still holds the all-time Ole Miss sacks record; **Bruiser Kinard** was Ole Miss' first All-American in 1936 and 1937 and is a member of the College and Pro Football Halls of Fame.

See pages 108-125 for a complete list of All-Americans and award winners.

58

First Team All-America selections


8

Two-time First Team All-America selections

11

College Football Hall of Fame members

NATIONAL AWARD WINNERS



(From left-to-right): **Deterrian Shackelford** was awarded the 2014 Wuerffel Trophy and named AFCA Good Works Team Captain for his contributions both on and off the field; **Patrick Willis** won the Butkus and Lambert Awards as the nation's top linebacker in 2006; **Eli Manning** earned the Maxwell Award (nation's best offensive player) and Johnny Unitas Golden Arm Award (top QB) in 2003; **Jonathan Nichols** claimed the 2003 Groza Award as the nation's best kicker.

SUCCESS AT THE NEXT LEVEL

- 290 Rebels taken in the Pro Draft since 1936
- 27 Rebels selected to at least one Pro Bowl
- 23 Rebels chosen in the NFL Draft's first round
- 17 Super Bowl Champions
- 2 Super Bowl MVPs
- 2 Pro Football Hall of Fame members

Former Ole Miss Rebels had the highest average yearly salary in the NFL (\$4.1 million) in 2014, according to a Sporting Intelligence report.





Ole Miss had three first-round NFL draft picks in 2016, the most in school history. (Left to right): **Laremy Tunsil** (13th, Miami Dolphins), **Laqun Treadwell** (23rd, Minnesota Vikings), head coach **Hugh Freeze**, **Robert Nkemdiche** (29th, Arizona Cardinals)

REBELS IN THE NFL (2016)

Brandon Bolden | RB | New England Patriots
 Pierce Burton | OT | Indianapolis Colts
 Fahn Cooper | OT | San Francisco 49ers
 Cody Core | WR | Cincinnati Bengals
 Trae Elston | DB | Cleveland Browns
 Senquez Golson | CB | Pittsburgh Steelers
 Woodrow Hamilton | DT | New England Patriots
 Mike Hilton | DB | Pittsburgh Steelers
 John Jerry | OG | New York Giants
 Kendrick Lewis | S | Baltimore Ravens
 Eli Manning | QB | New York Giants
 Bobby Massie | OT | Chicago Bears
 Dexter McCluster | WR | San Diego Chargers
 Donte Moncrief | WR | Indianapolis Colts
 Robert Nkemdiche | DT | Arizona Cardinals
 Michael Oher | OT | Carolina Panthers
 Jermei Parnell | OT | Jacksonville Jaguars
 Gerald Rivers | LB | Houston Texans
 Jamarca Sanford | S | New Orleans Saints
 Bradley Sowell | OT | Seattle Seahawks
 Laqun Treadwell | WR | Minnesota Vikings
 Laremy Tunsil | OL | Miami Dolphins
 Mike Wallace | WR | Baltimore Ravens
 Channing Ward | DE | Tampa Bay Buccaneers



(Clockwise from top) - Running back **Brandon Bolden** has won two Super Bowls with the New England Patriots (2015 and 2017); **Mike Wallace** posted his third career 1,000-yard receiving season last year with the Ravens; Indianapolis Colts receiver **Donte Moncrief** is quickly making a name for himself as a playmaking target with 16 touchdowns in his first three years in the league; The New York Giants are already raving about first-round draft pick tight end **Evan Engram**, who will take passes from fellow Rebel Eli Manning this fall.

See pages 129-134 for a complete history of Rebels with the pros.



HUGH FREEZE - HEAD COACH

- Second head coach in Ole Miss history to direct the Rebels to a bowl appearance in four of his first five seasons
- His .609 winning percentage is the third-best among Ole Miss head coaches in the past century
- In 2016, led the Rebels to a victory in the Sugar Bowl and their first 10-win season since 2003
- Has four top-15 signing classes, including the 2013 and 2016 classes that ranked among the top five in the country
- Led Arkansas State to the 2011 Sun Belt Conference Championship and earned Sun Belt Coach of the Year honors



MAURICE HARRIS - RECRUITING COORDINATOR/TIGHT ENDS

- Coached tight end Evan Engram, drafted in the first round of the 2017 NFL Draft, to All-America honors in 2014 and 2016 as well as All-SEC honors all four years (2013-16)
- Tabbed as one of the top 50 recruiters in the nation by 247Sports after helping Ole Miss land a top-five signing class in 2013
- Coached two all-conference tight ends at Arkansas State



JASON JONES - CO-DEFENSIVE COORDINATOR/SECONDARY

- In 13 seasons as a college coach, his teams have earned a bowl berth 12 times
- His cornerbacks helped Ole Miss lead the nation in scoring defense and fewest touchdowns allowed and rank fifth nationally with 22 interceptions in 2014
- Mentored Senquez Golson, who tied the school record with 10 interceptions in 2014 and earned consensus first team All-America honors
- 2014 FootballScoop National DBs Coach of the Year (with Dave Wommack)



PHIL LONGO - OFFENSIVE COORDINATOR/QUARTERBACKS

- Orchestrated the nation's No. 1 FCS offense in 2016, averaging 547.3 ypg
- Mentored FCS first team All-American Jeremiah Briscoe, who threw for a school-record 4,602 passing yards at Sam Houston State in 2016
- Despite featuring a pass-heavy attack, his units also ranked top 10 among FCS teams in rushing in both 2014 and 2015



MATT LUKE - CO-OFFENSIVE COORDINATOR/OFFENSIVE LINE

- Mentored Laremy Tunsil to All-America honors in 2014 and 2015, and helped him develop into a first-round NFL draft selection
- Helped Fahn Cooper win the Kent Hull Trophy and become an NFL draft pick
- Coached an offensive line that paved the way toward a school record for total offense in 2013 and then again in 2015
- Started 33 games at center for Ole Miss from 1995-98



WESLEY MCGRIFF - DEFENSIVE COORDINATOR

- In one season at Auburn, helped guide the Tigers to a Sugar Bowl berth and turned around a defense that was bottom third of the SEC in 2015 to conference's top three in scoring defense, rushing defense and third-down conversion
- Spent three seasons coaching the New Orleans Saints (2013-15), working with the defensive backs
- Served as the 2012 co-defensive coordinator/cornerbacks coach at Ole Miss



DERRICK NIX - RUNNING BACKS

- Has coached the Rebel running backs for nine years, which includes five wins in six bowl games
- Tutored four of the most productive backs in school history in Brandon Bolden, Dexter McCluster, Jeff Scott and Jaylen Walton
- Helped McCluster become the SEC's first player with 1,000 rushing and 500 receiving yards in a season



JACOB PEELER - WIDE RECEIVERS

- Spent four seasons on Cal's coaching staff, including the last two as inside wide receivers coach
- Coached a trio of Cal receivers that caught at least 40 passes apiece in 2015
- Developed the likes of current Green Bay Packers' tight end and third-round 2014 NFL Draft pick Richard Rodgers



BRADLEY DALE PEVETO - LINEBACKERS/SPECIAL TEAMS

- A 30-year coaching veteran, including eight years in the SEC (seven seasons at LSU, one at Kentucky)
- Coached linebackers and special teams at LSU for the past three seasons, mentoring the likes of first team All-Americans Tre'Davious White and Kendall Beckwith
- Head coach at Northwestern State from 2008-11



FREDDIE ROACH - DEFENSIVE LINE

- Enters his first year in Oxford after spending the past two seasons on the Alabama staff
- Coached defensive ends and linebackers at South Alabama in 2013 and 2014
- Two-time All-SEC honoree and 2002 National Freshman of the Year as a linebacker at Alabama



The Ole Miss brand is regularly featured on such well-known media outlets as ESPN, CBS, SEC Network, FOX Sports, CNN, New York Times, Sports Illustrated, Sporting News, Sirius/XM Radio and others.



Watch the Rebels' Emmy award-winning weekly documentary-style television show at TheSeasonOleMiss.com.

See more about "The Season: Ole Miss Football" on page 217.



REBEL FAMILY

“The word F-A-M-I-L-Y is a big part of our program. The ‘F’ stands for faith in one another. We have to care more about the guy sitting next to us if we are going to be successful. ‘A’ stands for attitude. We have to define who we are to ourselves and not pay attention to how others define us. ‘M’ is for mental toughness. We will change the lives of young men and make them mentally tough for all that life has to throw at them. ‘I’ is for integrity. We have to tell each other the truth. The ‘L’ is my favorite. It stands for the love we have to have. We are going to love one another. ‘Y’ is for you. It is for everyone who loves this place.”

- Head Coach Hugh Freeze



“This place is really one of a kind. As soon as I got to see it for myself, I knew 100 percent this is where Evan belongs.”

- Michelle Zelina, Evan Engram's mom
Also pictured - Mackenzie Engram (sister),
Derrick Engram (dad)




“Coach Freeze, I can entrust him with my child. And the coaching staff has treated us so well. There's a warmth that we get when we come over. And The Grove experience is just so awesome.”

“The coaching staff is just awesome from the top down. It's been wonderful. I think God has chosen the perfect place for us.”

- Bola and Bayo Adebeyejo
Quincy Adebeyejo's parents

REBEL PRIDE

Former Ole Miss student-athletes can be found across the country, and even the world, proving successful in many areas of business, education, athletics, medicine, law, and the list goes on. Those who have donned the Red and Blue for the gridiron Rebels include Realtree Outdoors creator and television personality Bill Jordan (pictured); Jackson-based attorney Jesse Mitchell; renowned Johns Hopkins professor and physician Alan Partin; former University of Mississippi Chancellor Dr. Robert C. Khayat; former NCIS special agent James Reed; former NFL star and revered football figure Archie Manning; and many others, some of whom may be lesser known, but no less important in their communities and workplaces.





LANDSHARK

At Ole Miss, “Landshark” is a term adopted by the Rebel football team’s defensive unit. As part of that identity, defensive players will celebrate big plays by putting a hand to their forehead in the shape of a shark fin. A battle cry of “fins up” also contributes to the players’ persona.

With the popularity of both the players and the “Landshark” celebration, Ole Miss student-athletes from other sports have also performed the hand gesture as a tribute to their fellow Rebels on the football team.

Roots of the “Landshark” at Ole Miss date back to 2008. After four straight losing seasons, the Rebel football team returned to national prominence with a 9-4 record and a victory over 7th-ranked Texas Tech in the Cotton Bowl.



Leading the charge was a defensive squad that ranked fourth in the nation in rushing defense and included All-Americans Peria Jerry and Greg Hardy and eventual All-SEC standout Jerrell Powe.

The term “Landshark” originated that season from senior linebacker Tony Fein, an Army veteran who served a one-year tour in the Iraq War before arriving in Oxford. A two-year letterman after transferring from Scottsdale (Ariz.) Community College, Fein was the 2008 recipient of the Pat Tillman Award by the Military Order of the Purple Heart.



TONY FEIN

Fein passed away in October 2009, but his legacy at Ole Miss continues through the “Landshark.”



"I've never been a quitter. It's not in my heart to give up. I don't think it should be in anybody's heart. I may give out, but I'll never give up."

Chucky Mullins

CHUCKY MULLINS COURAGE AWARD

Roy Lee "Chucky" Mullins was born on July 8, 1969, in Russellville, Alabama. After his mother's death when he was in the seventh grade, and at his request, Chucky was placed under the guardianship of Carver and Karen Phillips.

Chucky graduated from Russellville High School in 1988. He earned all-conference, all-area and all-state honors in football as a junior and senior. He was team captain and most valuable player on his high school team. He also earned three letters in football, basketball and baseball.

Because of his athletic and leadership abilities, Chucky was awarded a four-year scholarship to Ole Miss, and he arrived on campus in the summer of 1988. He was redshirted in 1988 but later saw action as a "nickel" defensive back for the Rebels and was rapidly emerging as a defensive force in the Southeastern Conference.

Tragically, his injury on Oct. 28, 1989, in the Homecoming game against

Vanderbilt ended his football career and left him paralyzed. He was treated at Baptist Memorial Hospital in Memphis until February 1990, when he was transferred to Spain Rehabilitation Center in Birmingham.

Chucky's battle with his physical disability and his undefeatable spirit changed the University of Mississippi. For months after the tragic accident, Chucky endured the grueling challenges of rehabilitation. During the difficult time, Chucky's gritty determination and positive spirit touched the lives of literally hundreds of people. More than a million dollars was raised for the Chucky Mullins Trust Fund. He was visited in the hospital and later at home by such stars as Walter Payton, Janet Jackson and President George Bush. Chucky's accident and his unbroken spirit transcended football. The people of Mississippi, the South and the entire United States rallied around this remarkable young man.

When Chucky returned to Oxford in August 1990 to begin living in the specially-equipped house built by the Trust Fund donations, he announced

a determination to return to Ole Miss and pursue a degree. Against all odds, in January of 1991, he did return to the classroom. However, on May 1, 1991, as he prepared for class, he suddenly stopped breathing. Rushed to the hos-



Dignitaries such as President George H. W. Bush (above) visited Mullins while he was in the hospital. Mullins remained a big part of the Ole Miss team up until his death. Below he is interviewed during a game by the late Ole Miss football sideline reporter Stan Sandroni.

pital, he never regained consciousness and died five days later from complications resulting from a blood clot.

While Chucky did not have a long life, it was a particularly special one. His teammates and coaches said Chucky was a teacher. He taught others how to live their lives to the fullest and how to maintain their focus on the truly important aspects of a precious life. In the state of Mississippi, Chucky Mullins will be forever young and never forgotten.

In the spring of 1990, the Phi Beta Sigma fraternity at Ole Miss initiated the Chucky Mullins Courage Award to be given each spring to an outstanding defensive player, who is chosen by the Rebel coaching staff.

Recipients are presented the award at the Chucky Mullins Courage Award banquet, with the proceeds from the banquet going to a special

fund created to help Ole Miss students that are involved in serious accidents.


Each award recipient receives a framed Mullins jersey and has the honor of wearing Mullins' No. 38 on the field the following season. In 2006, the number was officially retired, joining Archie Manning's No. 18 as the only retired numbers in the Rebels' storied football history. A 38 patch, rather than the jersey number, was worn from 2006 until 2010. The decision was made in March 2011 for the jersey to remain retired and be worn only by the Chucky Mullins Courage Award winner each year.

On Sept. 26, 2014, Coliseum Drive on the Ole Miss campus was renamed Chucky Mullins Drive, honoring his life and influence in the most visible and enduring way.



Senior defensive end **Marquis Haynes** is the 27th different player to win the Chucky Mullins Courage Award and will wear #38 on the field this fall. Haynes has been a leader among the Landshark defensive players throughout his tenure.

ALL-TIME CHUCKY MULLINS AWARD WINNERS



Chris Mitchell
1990



Jeff Carter
1991



Trea Southerland
1992



Johnny Dixon
1993



Alundis Brice
1994




Michael Lowery
1995



Derek Jones
1996



Nate Wayne
1997



Gary Thigpen
1998



Ronnie Heard
1999



Anthony Magee
2000



Kevin Thomas
2001



Lanier Goethie
2002



Jamil Northcutt
2003



Eric Oliver
2004



Kelvin Robinson
2005



Patrick Willis
2006



Jeremy Garrett
2007



Jamarca Sanford
2008



Marcus Tillman
2009



Kentrell Lockett
2010



Deterrian Shackelford
2011




Jason Jones
2012



Mike Marry
2013



Deterrian Shackelford
2014



Mike Hilton
2015



John Youngblood
2016



Marquis Haynes
2017

“THE HOLY GRAIL OF TAILGATING SITES”

THE SPORTING NEWS

Ole Miss





*"I've been at ESPN 27 years and I've always wanted to come to this place, The Grove. It's the most beautiful place I've ever been."
- Lee Corso, ESPN College GameDay (Oct. 4, 2014)*



WALK OF CHAMPIONS

Rebel players and coaches have paraded through The Grove and been greeted by thousands of admirers approximately two hours before each football game since 1983.



- Nation's No. 1 Tailgating School (Sports Illustrated)
- Top Tailgating Spot (Tailgater Monthly)
- "The Holy Grail of tailgating sites" (The Sporting News)
- "The mother and mistress of outdoor ritual mayhem" (New York Times)
- "The mecca of tailgating in American sports" (Columbia Missourian)
- "In Oxford lies the most magical place on all of God's green, football-playing Earth: the Grove." (SI on Campus)

"I can say in definitive terms that there isn't a better place to spend a college football Saturday than at The Grove, followed by an SEC battle at Vaught-Hemingway Stadium."

- Mel Kiper Jr., ESPN

See page 199 for the history of The Grove.

Visit OleMissFB.com for "Tailgating Tips."





The gameday atmosphere on the Ole Miss campus is second to none, and fans have shown their loyalty with record-setting crowds. Vaught-Hemingway Stadium/Hollingsworth Field has been filled to capacity over the past four years, breaking the season attendance record three times in that span. The recently expanded north end zone has increased capacity to 64,038, making it the largest stadium in Mississippi.

FORWARD TOGETHER CAMPAIGN



As part of the \$200 million Forward Together capital campaign, the north end zone of Vaught-Hemingway Stadium was closed in last season to increase capacity to 64,038, and the entire north side of the stadium is being transformed into an exciting new “front door” for Ole Miss Athletics. When the project is complete, fans will enjoy a new plaza, bell tower and green space at the north side of the stadium that will connect with the Walk of Champions that leads all the way from The Grove, site of the nation’s best and most unique tailgating experience. Stadium enhancements in 2016 also included new videoboards, sound system, stadium lights and a natural grass playing field for the first time since 2002. The south end zone was also renovated last season to add 30 luxury suites and 770 club level seats, and the west suites have been refinished.

Visit ForwardTogetherRebels.com for more information on the campaign. See page 203 for more information on Vaught-Hemingway Stadium.



MANNING CENTER

The Rebels' luxurious indoor practice facility that the football team has called home since 2004 was made even more spectacular with a \$12.5 million renovation and expansion in 2013. It also received a new name: the **Olivia and Archie Manning Athletics Performance Center**, to honor the mother and father of the "First Family of Football." Ole Miss boasts some of the most exquisite facilities in the country. Among the upgrades was the construction of a full kitchen and dining hall named the Grill at 1810 that provides a daily nutrition center for all Ole Miss student-athletes. The Rebels also enjoy an impressive new team meeting room, renovated and expanded locker room, renovated and expanded weight room, and an interactive foyer to welcome recruits and other guests.

(Above) - The Roland and Sheryl Burns Team Meeting Room seats about 200 people and boasts state-of-the-art audio/video equipment.

(Right, clockwise) - The front door to the Manning Center; The Grill at 1810 offers nutritious meal plan options to keep the Rebels healthy and strong; The Williams-Reed Football Foyer pays tribute to Rebels' rich tradition; NFL hallway outside the team meeting room.

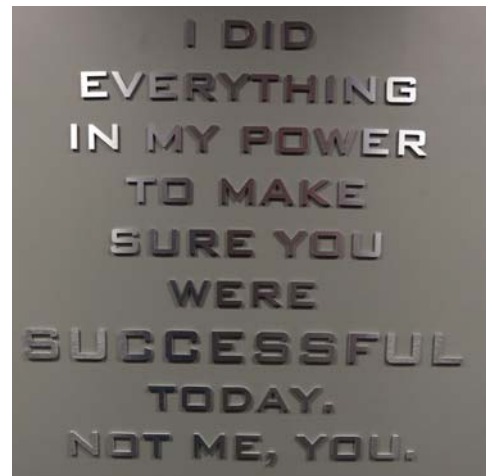




LOCKER ROOM

The Rebels' locker room is no ordinary one. A massive renovation and expansion gave the players access to new lounge areas with video games, arcade games, pool and ping pong tables, computer work stations, a kitchenette and an abundance of couches and chairs. A two-chair barber shop is one of the most exciting new features in the locker room. Renamed the Van Devender Family Foundation Locker Room, it gives Ole Miss players easy access to the indoor field, the Mattingly Family Equipment Room and the training room.

See page 204 for more information.



(Right, clockwise) - Lockers are wide and open, and former Ole Miss All-Americans, NFL stars and other football alums are recognized throughout the facility; Players don't even have to leave the facility to get a fresh haircut; Players are greeted by inspirational quotes on a regular basis; There are several lounge areas connected to the main locker room.

SEC COMPETITION

- The SEC has won eight of the last 11 national championships, 10 of the 19 BCS/CFP-era national championships and 24 overall national titles (AP, BCS, FWAA, coaches poll).
- Four different SEC schools have won the National Championship since 2006 (Auburn, 2010; Alabama, 2009, 2011, 2012, 2015; Florida, 2006 and 2008; LSU, 2007). Tennessee (1998) and LSU (2003) also won the former BCS crown.
- The SEC led the nation for the 10th straight year with 53 selections in the 2017 NFL Draft, including a record 21 in the first two rounds.
- The SEC tied its own record with 11 first-round picks in the 2017 NFL Draft, including first overall selection Myles Garrett of Texas A&M.
- Since 2010, the SEC has double (76) the total amount of first-round NFL draft selections than the next closest conference (ACC-38).
- The SEC led all leagues in total attendance for the 35th straight year and set a record by averaging 78,720 fans per game.





FedEx STUDENT ATHLETE ACADEMIC SUPPORT CENTER

"At the core of the FedEx Academic Center for Student-Athletes is a group of committed and energized professionals with a singular mission, to promote academic excellence and graduation of student-athletes. Not only will we motivate our student-athletes to strive for excellence on the field, we will offer top-notch support for them to succeed at a high level academically as well."

- Derek Cowherd, Senior Associate AD for Student-Athlete Development

ACADEMIC EXCELLENCE

Ole Miss student-athletes not only have the opportunity to play in one of the best conferences in the nation, they also attend a university that is world-renowned for its academics. Under Derek Cowherd, the Senior Associate Athletics Director for Student-Athlete Development, Ole Miss has made great strides in improving the environment for student-athletes. Numerous full-time academic counselors, learning specialists and tutors assist Cowherd, and the FedEx Student-Athlete Success Center provides the perfect environment for learning.

Last year, Ole Miss Football placed 25 total players on Southeastern Conference Academic Honor Rolls. A total of 27 players earned their degrees, making it 121 graduates during the five-year tenure of head coach Hugh Freeze.

In numbers relased in 2016-17, Ole Miss Football posted the second-highest academic progress rates (APR) in the Southeastern Conference with a single-year score of 991.

Among all sports, Rebel athletes posted the highest cumulative semester GPA in recorded history with a 3.01, while over 50 percent of student-athletes earned a spot on the AD's Honor Roll for a 3.00 GPA or better.



*Ole Miss football graduated 27 players in the past year, including (pictured l-to-r) **Taylor Polk, Tyler Jackson, Elliot Markuson, Herbert Moore, Jacob Feeley, Drew Davis, Ty Quick, Martin Johnson, Taz Zettergren, Will Few, Grant Warren and Hunter Thurley.***

ACADEMIC ALL-AMERICA FOOTBALL PLAYERS

(AMONG SOUTHERN SCHOOLS)

1. **OLE MISS (24)**
2. Georgia (23)
3. Alabama (21)
LSU (21)
5. Duke (20)
6. Georgia Tech (18)
7. Florida State (17)
Florida (16)
9. Auburn (13)
Furman (13)
Vanderbilt (13)

See page 208 for more information.



"Our team of Health and Sports Performance professionals strive to provide quality health and sports performance services based on the latest in health and strength training research. By doing this we hope to not only provide our student-athletes with a better chance of winning on the field, but also give them an opportunity to lead a healthy lifestyle."

- Shannon Singletary, Senior Associate A.D. for Health & Sports Performance

See page 207 for more information.

STRENGTH AND CONDITIONING

“We will demand discipline, relentless-ness and intelligent effort while we work toward improving each athlete’s skill level. We will cultivate a high-energy, up-tempo environment where enthusiasm and competition will flourish.”

-Paul Jackson, Head Football Strength & Conditioning Coach



See page 207 for more information.



OUTSTANDING ATHLETICS

From Olympic gold medalist to Super Bowl winner to World Series champion, Ole Miss Rebels can be found at the pinnacle of many sports.

(Clockwise from top) - Ole Miss Softball won its first ever SEC Tournament championship in 2017; Six-time world champion, 10-time USA champion and 2012 Olympic gold medal long jumper **Brittney Reese**; Oxford native **Sam Kendricks** was an Olympic bronze medalist in 2016 and has claimed the last six U.S. pole vault titles; **Rafaelle Souza** was a starting defender on the Brazilian national team during the 2015 Women's World Cup and played in the 2016 Rio Olympics; Cincinnati Reds shortstop **Zack Cozart** ranks top 10 in the National League in batting, on-base and slugging percentage in 2017.



NCAA CHAMPIONS



Ole Miss captured three NCAA championships in 2016-17, as Braden Thornberry (left) won the men’s golf individual title, Raven Saunders (middle) won the women’s indoor shot put crown and Robert Domanic (right) was part of the men’s indoor distance medley relay championship team.

OLE MISS IN 2016-17

25 All-America selections
 45 All-Conference selections
 210 Academic All-Conference selections

31 National academic honorees
 12 Postseason team participants
 9 Professional draft picks

OLE MISS BY ALL COUNTS

ENROLLMENT

The university's enrollment has **grown for 22 consecutive years**, and our student body is 40 percent larger than it was just 10 years ago.

With more than 24,000 students, we're the **state's largest university**. We're also ranked among the **nation's 10 fastest-growing** colleges and universities.


Ole Miss students hail from all **50 states and 90 countries** around the world.

ACADEMICS

The university's **16 academic divisions include a major medical school** and more than 120 areas of study, from business and engineering to creative writing and dentistry.

Our **Patterson School of Accountancy** is ranked No. 7 nationally for undergraduate education.


The university's newest division, the **John D. Bower School of Population Health**, is among only three programs of its kind nationwide.



RESEARCH ACCOLADES

The University of Mississippi is **in the elite Carnegie group of R1: Doctoral Universities - Highest Research Activity**, the definitive list for the nation's top doctoral research universities.

OLEMISS.EDU



CAMPUS BEAUTY

The Ole Miss campus regularly has been recognized among **the nation's most beautiful**. In fall 2016, UM topped the USA Today's Reader's Choice travel awards contest, edging out Indiana University as the nation's most beautiful.

Three certified arborists manage the thousands of trees on campus, ranging from bald cypress to Yoshino cherry. Our campus includes **100 acres of native woods** and more than 900 acres of land.

Color is a big part of campus beauty. We plant **20,000 annuals**, including tulips and daffodils, each spring. We have about **10,000 square feet of perennial beds** on campus, and groundskeepers change out colors each spring and fall.

IMPROVEMENTS

The university has **\$270 million in construction underway or out on bid**, with another \$270 million of new facilities in planning and design.


Site work has begun for a **207,000-square-foot STEM building** in the Science District. One of the university's largest projects ever, it is expected to open in 2020.

The **Student Union will expand by 60,000 square feet** by the end of 2018 with a \$50 million overhaul that includes new meeting spaces, student government offices and an expanded food court.

Our campus has **14,895 parking spaces**, including a new 1,500-space parking garage behind Kinard Hall.



THE UNIVERSITY of MISSISSIPPI



Tens of thousands visitors enjoy the historic Square in downtown Oxford each year, including the famous Square Books bookstore.

- No. 2 College Town (Livability.com)
- No. 2 College Football Town (NCAA.com)
- Top 6 College Towns in America (USA Today)
- Top 10 Coolest College Towns in America (Travel & Leisure)
- Top 20 Best Small Towns in America (Smithsonian)
- Top 100 Places to Live (Money Magazine)

OXFORD, MISSISSIPPI

Touted as the “Cultural Mecca of the South”, creativity abounds in Oxford as musicians, artists and writers alike find inspiration in Oxford’s rich history, small town charm and creative community. Nobel Prize winning author William Faulkner made his home here and many have followed in his footsteps. Oxford is also known for its exceptional culinary experiences at the many restaurants options, from down home cooking to upscale culinary creations.

“The boys were extremely excited to come to Oxford. I think as a ballclub, with our players and all of the parents talking, I think we are falling in love with Oxford, the people here, how we are being treated and the hospitality. I think we are going to have a lot of people rooting for Ole Miss in every sport down the road after the experience they have given us here.”

- Mike Gambino, Boston College baseball coach
(at the 2016 NCAA Oxford Regional)



Ole Miss sporting events regularly attract such celebrities as movie stars Morgan Freeman and Woody Harrelson.



In addition to the popular Double Decker Arts Festival that brings thousands of visitors to Oxford each April, the town’s thriving music scene has welcomed such acts as Snoop Dogg, Willie Nelson, B.B. King, Brad Paisley, Zac Brown Band, Thomas Rhett, Three 6 Mafia and Wilco. Artists that have recorded at local Sweet Tea Studios include the Counting Crows, Gavin DeGraw, Ben Folds, the Hives, Jars of Clay and Modest Mouse. Oxford’s Lyric has been named one of the top 100 music club venues in the world by Pollstar, the leading concert industry trade publication.



COMMUNITY INVOLVEMENT

The people of Oxford offer tremendous support to the Ole Miss athletics teams, and the Rebel student-athletes return that support by being actively involved in both the Oxford and University communities. Among the worthwhile activities that Ole Miss student-athletes regularly participate in are assisting with reading programs at local schools such as “Reading with the Rebels,” visiting patients in area hospitals, being mentors to elementary school students, visiting senior adults at local retirement centers, holding several “Meet the Rebels” days throughout the year, and giving numerous talks on subjects such as drug awareness and staying in school to area students. And for the last five spring breaks, members of the football team have done mission work in such locales as Panama, Haiti and the Mississippi Delta.

See page 208 for more information.



(Clockwise from top) - Ole Miss Athletics hosted students from the Marks Project in several activities throughout the year, providing tutoring to Quitman County middle schoolers from football players including **Armani Linton, Marquis Haynes, Javon Patterson** and **Sean Rawlings; Talbot Buys, Armani Linton** and **Chad Kelly** were among the football players and coaches that spent their 2016 spring break in Haiti, working to provide clean water systems for villagers in Camp Marie; **Shea Patterson** reads to elementary students as part of the “Reading with the Rebels” program; **Marquis Haynes** and **Javon Patterson** spend time with elementary students as part of the “Reading with the Rebels” program.





HEAD COACH HUGH FREEZE

A Mississippi native, inspirational leader and one of the nation's top coaches, Hugh Freeze was the first choice to return championships to Ole Miss Football and was introduced as the Rebels' 37th head coach on December 5, 2011.

The results on the field in Freeze's five years have been remarkable.

Inheriting a team that won just two games in 2011 and had lost 14 straight Southeastern Conference games, Freeze directed Ole Miss to four bowl appearances in his first four years — the first coach in school history to do that — including wins in the BBVA Compass, Music City and Sugar.

Ole Miss was one of five programs in the country (along with Alabama, Florida State, Michigan State and Ohio State) to make consecutive New Year's Six bowl appearances in the first two years of the College Football Playoff system.

The Rebels increased their win total in each of Freeze's first four years, including their first 10-win season since 2003. Ole Miss rose as high as No. 3 in the national polls in both 2014 and 2015 and finished top 10 in the country for the first time since 1969 after the 2016 Sugar Bowl win over Oklahoma State.

The Rebels have been a fixture in the national rankings under Freeze, having been included in the top 25 for a total of 45 weeks over the last five years, including a string of 27 straight weeks in the polls for the first time since 1957-62.

Freeze's teams have shattered most of the offensive school records and had the nation's No. 1 scoring defense in 2014. His high-flying tempo offense has helped shine the college football spotlight brightly on quarterbacks Bo Wallace and Chad Kelly and receivers Donte Moncrief, Laquon

Treadwell, Evan Engram and others.

The Rebels have saved some of their best work for the biggest games, upending No. 1 Alabama in 2014 and claiming their second-ever road win over the Crimson Tide in 2015. The Rebels are 3-2 in the "Egg Bowl" rivalry against Mississippi State under Freeze. Their 48-20 Sugar Bowl triumph over Oklahoma State to capture their 10th win two seasons ago featured the third-most points ever scored by a team in the Sugar Bowl's 82-year history.

In all, Freeze has a 69-32 career college coaching record and 39-25 mark at Ole Miss. He guided Ole Miss to back-to-back nine-win regular seasons for the first time since 1962 and four consecutive bowl games for the first time since 1971.

Freeze and his staff have developed 20 players to All-SEC honors, including All-Americans Cody Prewitt, Senquez Golson, Robert Nkemdiche, Laremy Tunsil, Engram, Treadwell and Trae Elston. Treadwell was named Ole Miss' first ever SEC Freshman of the Year in 2013 and became the school's first Biletnikoff Award finalist in 2015. Nkemdiche was the first defensive lineman to be named a Hornung Award finalist. Engram won the Ozzie Newsome Award and Pop Warner College Football Award following the 2016 season.

Eleven Ole Miss players have been selected in the NFL Draft since Freeze arrived as head coach, including first-rounder Engram as well as D.J. Jones, Derrick Jones and Chad Kelly hearing their names called in the latest draft. In 2016, the Rebels had three first-round draft picks in Tunsil, Treadwell and Nkemdiche. Moncrief, Golson, Fahn Cooper and Cody Core were also drafted over the last four years.

Success on the field has been a direct result of the way Freeze runs his program — recruit elite football talent and treat the team like a family.

Freeze and his staff have collected four recruiting classes ranked among the top 15 in the nation. The 2013 and 2016 classes were both among the top five in the country, which makes them the best two classes in recorded program history.

A total of 121 players have earned their University of Mississippi degrees since Freeze's arrival, while the 2016 spring semester saw the team earn its highest cumulative grade point average in recorded history. A program-best APR score of 991 in 2015-16 ranked second in the SEC.

Freeze's staff has brought stability to the program's academic standing and has emphasized the value of good character and brotherly love throughout all aspects of the team. Many players volunteer their time to community service projects in the Oxford area, and 19 players have participated in mission trips to Panama and Haiti.

2016: Offense Continues to Thrive

Ole Miss remained one of the best offensive teams in the country in 2016, while ranking top three in the SEC in passing offense, first down offense and total offense. Averaging 314.9 passing yards per game, the Rebels paced the conference for the second consecutive season.

The 2016 season was marred by injuries, beginning with season-ending injuries to starting cornerback Ken Webster and running back Eric Swinney. Later in the year, Ole Miss lost record-setting quarterback Chad Kelly to an ACL injury that



brought an early end to the career of one of the best passers in program history. Defensive end John Youngblood, the 2016 Chucky Mullins Award recipient, also suffered a career-ending injury in the same game.

The Rebels continued to beat some of the nation's best teams, knocking off No. 11 Georgia 45-14 at Vaught-Hemingway Stadium before a memorable comeback victory at Kyle Field against No. 8 Texas A&M. Behind true freshman quarterback Shea Patterson, who was making his Rebel debut, Ole Miss rallied from a 15-point deficit in the fourth quarter to stun the Aggies 29-28. In the comeback win, Patterson set Ole Miss records for passing yards (338) and total yards (402) in a single game by a freshman.

At the end of the season, kicker Gary Wunderlich became the 21st NCAA individual statistical champion in Ole Miss history. Wunderlich made 22 of 23 field goals for a school-record 95.7 percent success rate that finished atop the country in field goal percentage.

2015: Magnolia Bowl, Egg Bowl, Sugar Bowl Champs

The Rebels earned their 10th win of the 2015 season by crushing Oklahoma State in the Allstate Sugar Bowl, 48-20, highlighted by three Chad Kelly-to-Laquon Treadwell touchdowns and another score by junior offensive tackle Laremy Tunsil on his final play as a Rebel. The Sugar Bowl appearance was the Rebels' first since the 1969 season, and Freeze guided the team to its first 10-win campaign (10-3) since 2003.

At No. 9 in the final coaches poll and No. 10 in the final Associated Press poll, Ole Miss finished with its highest national ranking since 1969.

Freeze led the Rebels to back-to-back seasons with at least nine victories for the first time since 1961-62. Ole Miss finished the regular season 6-2 in conference play to place second in the SEC West. The six SEC wins were the most by a Rebel football team since 2003.

A whopping 64 Ole Miss team and individual records were broken or tied in 2015, including most total yards (6,731), points (531), touchdowns (68) and passing yards (4,351) in a season. Kelly and Treadwell made resounding cases for their status as Ole Miss icons with the number of records they set on the field -- 17 and 15, respectively -- surpassing

such names as Eli Manning, Bo Wallace, Donte Moncrief and Chris Collins. Ole Miss also became the first team in SEC history to score 73 or more points in back-to-back games.

Kelly's 4,542 total yards and 4,042 passing yards were both the third-most by a player in Southeastern Conference history, as he became the league's third QB to ever throw for more than 4,000 yards in a season. He tied the Sugar Bowl record with four touchdown tosses in the Superdome.

Ole Miss finished the campaign eighth nationally with 40.8 points per game, 10th with 517.8 total yards per outing and 10th with 334.7 passing yards per game.

Freeze and the Rebels won multiple memorable games throughout the 2015 campaign, including a road win over No. 2 Alabama, capping off consecutive victories over the Crimson Tide for the first time in program history. Along with the Alabama victory, Freeze led Ole Miss to wins over Auburn and rival LSU, marking the first time the Rebels took down all three teams in one season. The 2015 team also kept a stranglehold on the Golden Egg, winning back-to-back Egg Bowls over Mississippi State for the first time in more than a decade.

Alabama went on to claim the national title, making it the third time in program history that the Rebels were the national champion's only loss. The Rebels also upended Notre Dame in 1977 and Florida in 2008.

2014: Rebels Take Down No. 1, Make Inaugural New Year's Six Bowl

The foundation that was laid in 2012 and 2013 led the way for a memorable campaign in 2014. Ole Miss played in the very first of the inaugural New Year's Six bowl games -- the Chick-fil-A Peach Bowl vs. TCU. The Rebels got there on the strength of the nation's No. 1 scoring defense (16.0 ppg allowed) and triumphs over four 10-win teams (Alabama, Boise State, Memphis, Mississippi State) and three conference champions (Alabama, Boise State, Memphis).

Freeze, a finalist for both the 2014 Bear Bryant Award and Dodd Trophy, led Ole Miss to its most regular-season wins over ranked teams since 1969 and its highest national ranking (No. 3) since 1964.

October 4, 2014 will forever be remembered by Rebel Nation as the day ESPN's College GameDay and pop singer

Katy Perry put Oxford in the national spotlight, and the Rebels knocked off the No. 1 Crimson Tide 23-17 for the program's first ever victory over the nation's top-ranked team.

On top of pacing the nation in scoring defense, the 2014 Landsharks also paced the SEC in interceptions (22), turnovers forced (32), tackles for loss (7.6/game) and opponent third-down conversion (33.0 percent).

2013: Offensive Fireworks Lead to Eight-Win Season

The Rebels' 8-5 record after defeating Georgia Tech 25-17 in the 2013 Music City Bowl gave Ole Miss consecutive winning campaigns for the first time since the 2008-09 seasons. For his efforts, Freeze was named the 2013 Grant Teaff Coach of the Year by the Fellowship of Christian Athletes.

The fans that filled Vaught-Hemingway Stadium each Saturday were treated to another exciting offensive season in 2013. The Rebels eclipsed 500 total yards in four of their final five home games, including a program-record 751 yards in a rout of Troy. The Rebel offense finished the season with a then-school record 6,153 total yards and ranked 21st nationally and fifth in the SEC in total offense (473.3 ypg).

A month after the Rebels capped off the 2012 season with a 38-17 win over Pittsburgh in the BBVA Compass Bowl,

Ole Miss was the talk of National Signing Day when Freeze and Co. landed a consensus top-10 class that was ranked as high as No. 2 by 247Sports and No. 5 by ESPN -- the highest recorded signing class rankings in school history.

2012: Rebels Reverse Fortunes under Freeze

The Rebel offense saw a dramatic turnaround under Freeze in 2012. With many of the same players, he took a team that had ranked at or near the bottom of the SEC in every statistical category in 2011 to rank top five in the league and top 50 in the nation in scoring, total offense and passing.

The 2012 Rebels soared up the school record books and cracked the top four single-season totals in scoring, total offense and passing.

The Rebels' 7-6 record could have been even better had they not lost three tight SEC games (Texas A&M, Vanderbilt, at LSU) by a combined 10 points.

Rising Through the Ranks

Freeze, a noted speaker and recruiter throughout his career, has enjoyed success at nearly every coaching level over the past 21 years, from high school to NAIA to FBS, and each stop has featured a high-scoring offense and the ability to motivate young people. Before returning to Oxford, the former Ole Miss assistant experienced a record-setting run at Arkansas State.

With Freeze as head coach in 2011, the Red Wolves captured the Sun Belt Conference championship and became just the third school in Sun Belt history to finish undefeated in league play with a perfect 8-0 mark. The 10-2 overall record marked the program's first 10-win season since 1986, when ASU was a member of the I-AA Southland Conference.

In the best debut season ever by an A-State head coach, Freeze became just the 14th FBS first-year head coach to win 10 regular season games. He also returned ASU to a bowl game for the first time since 2005.

Freeze was named Sun Belt Coach of the Year, while 13 of his pupils earned all-conference honors, including both the Offensive Player of the Year in junior quarterback Ryan Aplin and the Defensive Player of the Year in senior lineman Brandon Joiner.

While dominating the Sun Belt statistical categories, the Red Wolves finished the season ranked top 25 in the nation in total offense (24th), total defense (24th), passing offense (16th), rushing defense (13th), pass efficiency defense (21st), scoring defense (25th), tackles for loss (eighth) and sacks (15th). They were also one of only two teams in the NCAA to lead their conference in both total offense and defense.

Freeze's high-octane offense saw Aplin shatter the school record for career pass completions. He established new single-season standards for total offense and passing while ranking No. 10 in the nation in total offense. Wide receiver Dwayne Frampton broke the Red Wolves' single-season record for receptions and ranked 13th nationally.

The Freeze defense also impressed in 2011 led by Joiner, who tied for third in the NCAA in sacks and 10th in TFLs.

Senior DB Darryl Feemster registered six interceptions and tied for 14th in the nation in that category.

Freeze's first season in Jonesboro saw him serve as Arkansas State's offensive coordinator, guiding the Red Wolves' offense to a record-breaking year in 2010.

He made an immediate impact on ASU's program, leading the offense to a No. 43 national ranking in total offense one year after the Red Wolves finished toward the bottom of the NCAA FBS rankings at No. 95. In just their first year under Freeze's up-tempo offense, the Red Wolves broke nine offensive school records that included 4,841 yards of total offense, which ranked No. 2 in the Sun Belt Conference.

ASU, ranked 42nd in the nation in scoring offense, finished the season averaging 30 points a game and recorded at least 20 points in 11 consecutive games for the first time in school history. Freeze's offense scored 46 touchdowns for the fourth-most in school history and the most since the 1975 season.

In addition to working as ASU's offensive coordinator, Freeze was also the quarterbacks coach for the Red Wolves. Under Freeze's direction, Aplin exploded onto the scene in 2010 to emerge as a Sun Belt Conference Player of the Year candidate as a sophomore. Aplin not only broke the ASU records for total offense, passing yards, passing touchdowns and completions, he posted numbers that rank among the top 10 in Sun Belt history in the same categories.

Prior to his arrival at Arkansas State, Freeze compiled a 20-5 record over the 2008 and 2009 seasons at the helm of the Lambuth University football program.

Freeze was named the American Football Coaches Association's Southeast Region Coach of the Year in 2009 after leading the Eagles to their best regular season in school history with an 11-0 record. Under Freeze's direction, Lambuth won the Mid-South Conference West Division, advanced to the second round of the NAIA playoffs for the first time since 1999, finished the year with a 12-1 mark and ascended to the No. 6 ranking in NAIA.

The Mid-South Conference Coach of the Year oversaw the offense and called plays for a Lambuth team that averaged more than 40 points per game and ranked ninth nationally in



**HEAD COACH
HUGH FREEZE**

PERSONAL INFORMATION

BORN: Sep. 27, 1969
FAMILY: Wife, Jill; daughters Ragan (8/27/98), Jordan (9/27/99) and Madison (12/27/02)
EDUCATION: Senatobia HS (Senatobia, Miss.) (1988)
 Southern Miss — B.A. in mathematics (1992)
CAREER COACHING RECORD: 69-32 (.683)
RECORD AT OLE MISS: 39-25 (.609)

COACHING EXPERIENCE

- 1992-94 Briarcrest Christian High School (Assistant Coach)
- 1995-04 Briarcrest Christian High School (Head Coach)
- 2005 Ole Miss (Assistant Athletics Director for Football External Affairs)
- 2006-07 Ole Miss (Assistant Coach/Recruiting Coordinator)
- 2008-09 Lambuth (Head Coach)
- 2009-10 San Jose State (Assistant Coach/Offensive Coordinator)
Dec. 2009 - Feb. 2010
- 2010 Arkansas State (Offensive Coordinator)
- 2011 Arkansas State (Head Coach)
- 2012-Pres. Ole Miss (Head Coach)

COACHING AWARDS

- 2013 Grant Teaff FCA Coach of the Year
- 2011 Sun Belt Conference Coach of the Year
- 2009 AFCA Southeast Region Coach of the Year
- 2009 Mid-South Conference Coach of the Year
- 5-Time Region 8-AA Coach of the Year
- 4-Time Associated Press HS Coach of the Year



The Freeze family: Jordan, Hugh, Ragan, Madison and Jill

total offense (465 ypg). The Eagles also ranked first in the nation in fourth-down conversions, fourth in first downs per game and third-down conversions, fifth in passing and eighth in scoring offense.

Prior to taking over as head coach at Lambuth, Freeze served on the Ole Miss staff from 2005-07, including the final two seasons as an assistant coach. He originally arrived in Oxford as Assistant Athletics Director for External Affairs before being named the Rebels' recruiting coordinator and tight ends coach before the 2006 season.

In his first year as recruiting coordinator, he helped bring in the nation's ninth-ranked recruiting class, the highest recorded rank in the history of the program at that time. Ole Miss' 2007 signing class was tabbed 25th nationally, and he was responsible for nine commitments in the 2008 signing class.

While maintaining his duties as recruiting coordinator, he moved to wide receivers coach in 2007 and tutored current NFL star Mike Wallace to a top-10 SEC finish in receiving yards. Freeze also coached Shay Hodge, who later became Ole Miss' first 1,000-yard receiver, and Dexter McCluster, who went on to become the first player in SEC history with 1,000 rushing yards and 500 receiving yards in the same season.

High School Teacher and Coach

Before going to Ole Miss, Freeze served 13 years at Briarcrest Christian School (Memphis, Tenn.) as a classroom teacher, coach and administrator. He was the Saints' head football coach from 1995 to 2004, running the no-huddle "spread system" for six years that led to six straight state championship games.

Freeze compiled a 99-23 record while at Briarcrest, which included an undefeated season in 1996 and led the school to state championship titles in 2002 and 2004. Briarcrest won regional titles in 1995, 1996, 1997, 1998, 2001 and 2002, and Freeze was named the Region 8-AA Coach of the Year five times and Associated Press Coach of the Year four times.

Among his talented pupils during that period were eventual Rebels and current NFL starters Michael Oher and Greg Hardy.

Before assuming the role of head coach at Briarcrest, Freeze served as the teams' offensive coordinator and defensive backs coach from 1992-94, as the Saints reached the TSSAA state semifinals twice.

Mississippi Native

A 1988 graduate of Senatobia High School, Freeze received an associate's degree from Northwest Mississippi Community College in 1990 and was a two-year letterwinner on the Ranger baseball team. He earned his bachelor's



degree in mathematics with a minor in coaching and sports administration from the University of Southern Mississippi in 1992.

It was while attending USM that he became active in mission projects, serving as a missionary in Houston, Salt Lake City, St. Petersburg, Russia and Australia. Freeze also served as the state president for the Mississippi Baptist Student Union.

Born in Oxford and raised in Independence, Mississippi, Hugh, 47, and his wife, Jill, are the parents of three daughters: Ragan (18), Jordan (17) and Madison (14).

FREEZE'S CAREER COACHING RECORD

YEAR	SCHOOL	OVERALL			CONFERENCE			FINISH	POSTSEASON
		WON	LOST	PCT.	WON	LOST	PCT.		
2008	Lambuth	8	4	.667	4	1	.800	2nd MSC West	NAIA 1st Round
2009	Lambuth	12	1	.923	6	0	1.000	1st MSC West	NAIA 2nd Round
2011	Arkansas State	10	2	.833	8	0	1.000	1st Sun Belt	*GoDaddy.Com Bowl
2012	Ole Miss	7	6	.538	3	5	.375	5th SEC West	BBVA Compass Bowl
2013	Ole Miss	8	5	.615	3	5	.375	T-5th SEC West	Music City Bowl
2014	Ole Miss	9	4	.692	5	3	.625	3rd SEC West	Peach Bowl
2015	Ole Miss	10	3	.769	6	2	.750	2nd SEC West	Sugar Bowl
2016	Ole Miss	5	7	.417	2	6	.250	7th SEC West	
Totals (8 seasons)		69	32	.683	37	22	.627		5 Bowl Berths

* did not coach team in bowl game

CAREER RECORD BY SCHOOL

Lambuth (2 seasons)	20	5	.800	10	1	.909
Arkansas State (1 season)	10	2	.833	8	0	1.000
Ole Miss (4 seasons)	39	25	.609	19	21	.475

FREEZE'S HIGH-POWERED OFFENSE

In his first five years as Ole Miss head coach, Hugh Freeze has overseen an offensive explosion with a dramatic increase in yards and points from the year before his arrival. Ole Miss has produced five of the top seven total offense seasons in school history under Freeze. The Rebels have steadily climbed the NCAA ranks, as well.

NCAA RANKS:

2011 (before Freeze)	2012 (head coach)	2013 (head coach)	2014 (head coach)	2015 (head coach)	2016 (head coach)
Passing: 151.67 ypg	Passing: 249.92	Passing: 283.31	Passing: 263.62	Passing: 334.7	Passing: 314.9
Total: 281.25 ypg	Total: 423.77	Total: 473.31	Total: 419.08	Total: 517.8	Total: 464.3
Scoring: 16.08 ppg	Scoring: 31.46	Scoring: 30.00	Scoring: 28.31	Scoring: 40.8	Scoring: 32.6
2011 (before Freeze)	2012 (head coach)	2013 (head coach)	2014 (head coach)	2015 (head coach)	2016 (head coach)
Passing: 107th	Passing: 49th	Passing: 23rd	Passing: 37th	Passing: 10th	Passing: 13th
Total: 114th	Total: 46th	Total: 21st	Total: 51st	Total: 10th	Total: 26th
Scoring: 116th	Scoring: T47th	Scoring: 57th	Scoring: 67th	Scoring: 8th	Scoring: 42nd

FREEZE'S YEAR-BY-YEAR RECORD

OLE MISS

(2012-16 — RECORD: 39-25)

2016 — Record: 5-7 (2-6 SEC*)

Sept. 5	vs. No. 4 Florida State	L	34-45
Sept. 10	Wofford	W	38-13
Sept. 17	No. 1 Alabama*	L	43-48
Sept. 24	No. 11 Georgia*	W	45-14
Oct. 1	Memphis	W	48-28
Oct. 15	at No. 22 Arkansas*	L	30-34
Oct. 22	at No. 23 LSU*	L	21-38
Oct. 29	Auburn*	L	29-40
Nov. 5	Georgia Southern	W	37-27
Nov. 12	at No. 8 Texas A&M*	W	29-28
Nov. 19	at Vanderbilt*	L	17-38
Nov. 26	Mississippi State*	L	20-55

2015 — Record: 10-3 (6-2 SEC*)

Sept. 5	UT Martin	W	76-3
Sept. 12	Fresno State	W	73-21
Sept. 19	at No. 2 Alabama*	W	43-37
Sept. 26	Vanderbilt*	W	27-16
Oct. 3	at No. 23 Florida*	L	10-38
Oct. 10	New Mexico State	W	52-3
Oct. 17	at No. 22 Memphis	L	24-37
Oct. 24	No. 15 Texas A&M*	W	23-3
Oct. 31	at Auburn*	W	27-19
Nov. 7	Arkansas*	L (OT)	52-53
Nov. 21	No. 15 LSU*	W	38-17
Nov. 28	at No. 21 Mississippi State*	W	38-27
Jan. 1	vs. No. 16 Oklahoma State^	W	48-20

^ Allstate Sugar Bowl

2014 — Record: 9-4 (5-3 SEC*)

Aug. 28	vs. Boise State	W	35-13
Sept. 6	at Vanderbilt*	W	41-3
Sept. 13	Louisiana-Lafayette	W	56-15
Sept. 27	Memphis	W	24-3
Oct. 4	No. 1 Alabama*	W	23-17
Oct. 11	at No. 14 Texas A&M*	W	35-20
Oct. 18	Tennessee*	W	34-3
Oct. 25	at No. 24 LSU	L	7-10
Nov. 1	No. 3 Auburn	L	31-35
Nov. 8	Presbyterian	W	48-0
Nov. 22	at Arkansas	L	0-30
Nov. 29	No. 4 Mississippi State*	W	31-17
Dec. 31	vs. No. 6 TCU^	L	3-42

^ Chick-Fil-A Peach Bowl

2013 — Record: 8-5 (3-5 SEC*)

Aug. 29	at Vanderbilt*	W	39-35
Sept. 7	SEMO	W	31-13
Sept. 14	at Texas	W	44-23
Sept. 28	at No. 1 Alabama*	L	0-25
Oct. 5	at Auburn*	L	22-30
Oct. 12	No. 9 Texas A&M*	L	38-41
Oct. 19	No. 6 LSU*	W	27-24
Oct. 26	Idaho (HC)	W	59-14
Nov. 9	Arkansas*	W	34-24
Nov. 16	Troy	W	51-21
Nov. 23	No. 8 Missouri*	L	10-24
Nov. 28	at Mississippi State*	L	10-17
Dec. 30	vs. Georgia Tech^	W	25-17

^ Franklin American Mortgage Music City Bowl

2012 — Record: 7-6 (3-5 SEC*)

Sept. 1	Central Arkansas	W	49-27
Sept. 8	UTEP	W	28-10
Sept. 15	No. 12 Texas	L	31-66
Sept. 22	at Tulane	W	39-0
Sept. 29	at No. 1 Alabama*	L	14-33
Oct. 6	Texas A&M*	L	27-30
Oct. 13	Auburn* (HC)	W	41-20
Oct. 27	at Arkansas*	W	30-27
Nov. 3	at No. 6 Georgia*	L	10-37
Nov. 10	Vanderbilt*	L	26-27
Nov. 17	at No. 7 LSU*	L	35-41
Nov. 24	No. 24 Mississippi State*	W	41-24
Jan. 5	vs. Pittsburgh^	W	38-17

^ BBVA Compass Bowl

ARKANSAS STATE

(2011 — RECORD: 10-2)

2011 — Record: 10-2 (8-0 Sun Belt*)

Sept. 3	at Illinois	L	15-33
Sept. 10	Memphis	W	47-3
Sept. 17	at No. 13 Virginia Tech	L	7-26
Sept. 24	Central Arkansas	W	53-24
Oct. 1	at Western Kentucky*	W	26-22
Oct. 8	at Louisiana-Monroe*	W	24-19
Oct. 18	Florida International*	W	34-16
Oct. 29	North Texas*	W	37-14
Nov. 5	at Florida Atlantic*	W	39-21
Nov. 12	Louisiana-Lafayette*	W	30-21
Nov. 19	at Middle Tennessee State*	W	45-19
Dec. 3	Troy*	W	45-14

LAMBUTH

(2008-09 — RECORD: 20-5)

2009 — Record: 12-1 (6-0 Mid-South*)

Aug. 27	at Kentucky Christian*	W	44-0
Sept. 5	at West Georgia	W	27-20
Sept. 19	at Campbellsville	W	28-13
Sept. 26	UVA-Wise	W	60-20
Oct. 3	at West Alabama	W	58-40
Oct. 10	Shorter*	W	28-23
Oct. 17	at Faulkner*	W	59-0
Oct. 24	at Bethel*	W (30T)	19-16
Oct. 31	Belhaven	W	54-16
Nov. 7	at Georgetown*	W	35-17
Nov. 14	Cumberland (TN)*	W	35-7
Nov. 21	Cumberlands (KY)#	W	38-7
Nov. 28	at Saint Xavier#	L	10-52

NAIA Football Championship Series

2008 — Record: 8-4 (4-1 Mid-South*)

Aug. 28	at Murray State	L	17-41
Sept. 6	Union	L	21-27
Sept. 13	at Pikeville	W	49-27
Sept. 20	Campbellsville	W	51-10
Sept. 27	UVA-Wise	W	51-40
Oct. 11	at Shorter*	W	42-38
Oct. 18	Faulkner*	W	66-61
Oct. 25	Bethel*	W	46-28
Nov. 1	at Belhaven*	W	63-13
Nov. 8	Georgetown	W	42-7
Nov. 15	at Cumberland (TN)*	L	26-29
Nov. 22	at Lindenwood#	L	48-65

NAIA Football Championship Series

WHAT THEY ARE SAYING ABOUT FREEZE



ARCHIE MANNING

SEARCH COMMITTEE CO-CHAIR
NFL QB (1971-84), TWO-TIME PRO BOWLER
OLE MISS (1968-70), TWO-TIME ALL-AMERICAN

"Coach Freeze impressed me immediately with his energy, passion, excitement and very detailed plan to build a championship program at Ole Miss. His leadership and integrity, his approach to recruiting and his understanding and love of Ole Miss set him apart from other candidates. He has been very successful and earned great respect everywhere he has been, and it's clear that he is a rising star in the head coaching fraternity."



CHAD KELLY

OLE MISS QUARTERBACK
2016 SUGAR BOWL MVP

"One thing I love so much about Coach Freeze is that he's a Christian. To have another father figure to me is huge. To every day come into work and have someone brighten your day because he's for the Lord and he wants you to live through him every day, I can't ask for anything more than that. He's the real deal. Every day I come in and he's got a smile on his face, and I've got a smile on my face."



PAUL FINEBAUM

SPORTS COMMENTATOR FOR ESPN, SEC NETWORK
HOST OF THE PAUL FINEBAUM SHOW

"I believe in Hugh Freeze as much as any coach in this league. I love his demeanor. He's one of the best recruiters we've seen in the league ... I think he runs a great program."



GUS MALZAHN

AUBURN HEAD COACH

"Hugh is really good at what he does. He's a great coach. He's a great communicator. He's got great vision. (Ole Miss' success) doesn't surprise me because he is one of the best at what he does."



KIRK HERBSTREIT

COLLEGE FOOTBALL ANALYST,
ESPN COLLEGE GAMEDAY

"Hugh Freeze has proven he can do more than recruit. Ole Miss has a bright future with him. I am really impressed."



MAURICE HARRIS

ASSISTANT COACH | TIGHT ENDS RECRUITING COORDINATOR | 6TH SEASON

Maurice Harris returned to Ole Miss with Hugh Freeze as tight ends coach and recruiting coordinator on Dec. 8, 2011. This marks Harris' second stop at Ole Miss as he served as the Assistant Athletics Director for Internal Football Operations for the Rebels in 2006.

Harris helped develop Evan Engram into one of the best tight ends in school history and a first-round NFL Draft pick. Engram proved to be a mismatch for opposing defenses and a difference-maker with the ball in his hands. Over his sensational collegiate career, Engram became the first Rebel to be named All-SEC four times and finished as the all-time Ole Miss leader in receptions (162), receiving yards (2,320) and touchdowns (15) by a tight end.

As a senior in 2016, Engram earned first team All-

America honors and won the Ozzie Newsome Award (nation's best tight end), Pop Warner College Football Award (excellence in football and community service) and C Spire Conerly Trophy (top college football player in Mississippi). He led all the nation's tight ends with 84.2 receiving yards per game and 5.9 catches per outing. Under Harris' guidance, Engram broke the Ole Miss single-season records for catches (65) and receiving yards (926) by a tight end and tied the record for touchdown catches (8) by a tight end.

As a unit in 2015, the tight ends helped the Ole Miss offense surge to school records in nearly every major total offense and passing category, while topping the SEC and ranking top 10 nationally in scoring (40.8), total offense (517.8 ypg) and passing (334.7 ypg).

A semifinalist for the John Mackey Award as well as an All-America and All-SEC pick in 2014, Engram led all SEC tight ends with 662 yards receiving and topped the nation's tight ends with 17.4 yards per catch. His 662 receiving yards established a single-season school record.

With uncertainty at the tight end position entering the 2013 season, Harris helped turn the question mark into an exclamation point with the play of a rookie Engram.

Before going down with an ankle injury, Engram turned in one of the best seasons ever by a freshman pass catcher with 20 catches for 265 yards and three touchdowns. Despite missing half the season, he was honored by the AP with second team All-SEC honors, becoming one of the first two true freshmen in school history to be named All-SEC.

In 2012, Harris worked to improve the tight ends unit, which recorded a combined 313 receiving yards, along with four touchdowns. They also provided blocking for a vastly improved Rebel offense that finished top five in the SEC and top 50 in the nation in scoring, total yards and passing yards.

His efforts on the recruiting trail have helped Ole Miss land four top-15 signing classes, including the 2013 and 2016 hauls that ranked top five in the nation. Harris was tabbed one of the top 50 recruiters in the nation by 247Sports in 2013.

In 2011, Harris was part of an Arkansas State offense that led the Sun Belt Conference in total offense (447.85 ypg) and scoring (32.46 ppg). His tight ends unit also helped an A-State rushing attack that ranked second in the conference in yards (154.23 ypg).

During his time in Jonesboro, Harris coached All-Sun Belt Conference selections David Johnson, who was also drafted by the NFL's Pittsburgh Steelers, and J.T. Jordan. Harris also helped develop Kedric Murry into a starting tight end for the Red Wolves as a redshirt freshman in 2009, and Trevor Gillott ranked third on the team in receptions, while setting individual career-best marks last season under his watch.

Murry continued to develop under Harris, recording career-high numbers for both receptions and touchdowns as a sophomore in 2010. Harris also mentored Jeff Blake as he made the move from fullback to tight end for his senior season. Blake became a big factor in ASU's blocking attack

that helped ASU post a school-record 4,481 yards.

During Harris' first two seasons, the tight ends were responsible for 90 receptions for 1,166 yards and 12 touchdowns.

His 2009 tight ends corps helped lead the way for 21 rushing touchdowns, the third-most in the Sun Belt Conference, and paved the way for three different ASU players rushing for more than 100 yards in at least one game. The tight ends were a big part of ASU's line that helped the team to its most yards of total offense (484) against an FBS opponent since the 2007 season.

The tight ends were also heavily involved in the ASU running game that ranked No. 18 in the nation and No. 2 in the Sun Belt Conference in 2008.

Harris returned to his alma mater as tight ends coach after serving as Alabama State's offensive coordinator and running backs coach during the 2007 season.

Harris worked with Alabama State Head Coach Reggie Barlow to design the overall offensive game plan and call plays. Harris helped the offense improve its total yards and points from the previous season and coached the Southwestern Athletic Conference's leading rusher and MVP in Jay Peck.

Prior to his return to Alabama State, where he also served as the running backs coach and recruiting coordinator from 2004-05, Harris spent the 2006 season at Ole Miss.

During his first stint at Alabama State, Harris helped lead the football team to a 10-2 record in 2004 and the SWAC Championship. In addition to his duties as a position coach, Harris was responsible for organizing and planning the Hornets' recruiting strategy.

Harris was a four-year letterman at Arkansas State, including the 1996 season when he recorded a team-high 100 tackles from his safety position. After earning his bachelor's degree from ASU in 1998, he went to Whitehaven High School in Memphis, Tennessee, as an assistant coach.

Harris headed Whitehaven's offense, which was tops in the area, and improved its yardage by more than 100 yards per game from the previous season. He was promoted to head coach at Whitehaven two years later and was named West Tennessee Coach of the Year in 2001 after leading his team to the city and region championships in 2001.

He followed the 2001 campaign with another city title in 2002 and was named assistant coach in two all-star games. He was named head coach for the Liberty Bowl High School All-Star Game in Tennessee.

During his three seasons as head coach at Whitehaven, Harris posted a 23-12 record and had 32 players sign scholarships to play college football.

Harris and his wife, LaQuesha, have two children, Arami, Cortlynn, and a Godson, DeVonte'. The Harrises are involved in a number of charity efforts and went with members of the Ole Miss team and staff on spring break mission trips to Haiti in 2015 and 2016.

MAURICE HARRIS BREAKDOWN

COACHING CAREER

- 2012-Pres..... Ole Miss
- 2008-11..... Arkansas State
- 2007..... Alabama State@
- 2006..... Ole Miss\$
- 2004-05..... Alabama State
- 1998-2002..... Whitehaven (Memphis) HS

@ served as offensive coordinator during tenure
\$ served as assistant athletics director for internal football operations during tenure

PERSONAL

- Helped Evan Engram, a first round pick in the 2017 NFL Draft, to four All-SEC selections and an All-American selection in his career. Engram is the all-time leader in catches, receiving yards and touchdowns by a Rebel TE.
- Named one of the top 50 recruiters in the country by 247Sports.com after having helped Ole Miss land a top-five signing class in 2013.
- Making his second stop at Ole Miss as he served as the Assistant Athletics Director for Internal Football Operations in 2006.
- He and his wife, LaQuesha, have two children, Arami, Cortlynn, and a Godson, DeVonte'.



JASON JONES

ASSISTANT COACH | SECONDARY
CO-DEFENSIVE COORDINATOR | 5TH SEASON

Jason Jones is in his fifth season as Ole Miss' co-defensive coordinator. After mentoring the cornerbacks for four years, he is now responsible for the entire secondary beginning in 2017.

In his 13 seasons as a college coach, his teams have made a bowl game appearance in 12 of them, including the Rebels' 2013 Music City Bowl, 2014 Chick-fil-A Peach Bowl and 2016 Sugar Bowl berths.

Last year, Jones helped convert wide receiver Derrick Jones (no relation) into a defensive back. He ranked second on the team with five passes defended and two interceptions, returning one for a touchdown

against Georgia. The transformation led to Jones getting selected as a defensive back in the sixth round of the 2017 NFL Draft by the New York Jets.

In 2015, Jones assisted in coordinating a Rebel defense that returned four interceptions for touchdowns, including a pick-six by cornerback Tony Bridges in the Egg Bowl. The four pick-sixes tied a school record that dates back to 1938. In total, Ole Miss ranked second in the SEC with 15 interceptions and third with 23 turnovers throughout the 2015 season.

Jones helped coach All-SEC DB Mike Hilton, a Jim Thorpe Award semifinalist who led all SEC defensive backs with 12.5 tackles for loss. He also brought along inexperienced but talented corners Ken Webster and Bridges to flashes of brilliance in big wins over Alabama, Auburn, LSU, Texas A&M and Mississippi State.

In 2014, Jones turned one of the most inexperienced units the previous year into one of the most dominant. His cornerbacks helped Ole Miss lead the nation in scoring defense (16.0) and fewest touchdowns allowed (24).

Ole Miss ranked third in the SEC and 16th nationally in passing defense (192.1 ypg), more than 23 fewer yards per game allowed than the previous year. The Rebels also led the SEC and ranked eighth nationally, forcing 32 turnovers, including 22 interceptions, the most in the SEC and fifth-most in the nation.

For his efforts, Jones was tabbed by FootballScoop as the 2014 National Defensive Backs Coach of the Year, along with Dave Wommack.

One of five finalists for the Bronko Nagurski Award, presented annually to the national defensive player of the year in college football, cornerback Senquez Golson was a consensus first team All-American. He led the SEC and ranked second nationally with a school record-tying 10 interceptions. He was also tied for first in the SEC and fourth nationally with 18 passes defended.

Hilton and Huskie Tony Conner were the Rebels' top two tacklers in 2014 with 71 and 69 tackles, respectively.

In his first year with the Ole Miss corners, Jones helped teach a young and exciting unit that allowed 31 fewer passing yards per game (215.5 ypg) than a year earlier (246.5 ypg). Despite a number of injuries to the team's corners, Jones helped guide Golson and Hilton to strong seasons.

Jones arrived in Oxford after five seasons at Oklahoma State, where his teams amassed a 49-16

record.

In his time in Stillwater, Jones coached three different Cowboy corners to First Team All-Big 12 honors and a pair of Thorpe Award semifinalists in Perrish Cox (2009) and Brodrick Brown (2011). Cox was a first team All-American in 2009, as well.

With Jones serving as position coach, Cox led the nation in passes defended per game in 2009 and Brown ranked third in the same category in 2011. As a team, OSU led the nation with 44 turnovers forced in 2011 and was fifth with 34 in 2010.

Jones also helped develop former high school QB Justin Gilbert, who became the eighth overall pick in the 2014 NFL Draft as a cornerback.

As a unit, the Oklahoma State defense was among the nation's most opportunistic from 2009-12, as the Cowboys forced 130 turnovers to rank second nationally in that span.

Jones came to Stillwater from Tulsa, where he served as cornerbacks coach and special teams coordinator in 2007. He helped the Golden Hurricane to a 10-4 record, an appearance in the Conference USA championship game, and a 63-7 win over Bowling Green in the 2008 GMAC Bowl.

Success has followed Jones at each of his coaching stops. In 2006, Jones served as the cornerbacks coach at Rice University, helping the Owls to their first bowl trip in 45 years as the Owls competed in the R+L Carriers New Orleans Bowl.

In his first stint at Tulsa, Jones coached cornerbacks and helped the Golden Hurricane to a Conference USA championship and an appearance in the AutoZone Liberty Bowl. With Jones leading the Tulsa secondary in 2005, the Hurricane defense ranked third nationally in takeaways (36) and interceptions (22) and was 11th nationally in pass efficiency defense and 17th in pass defense. Jones' cornerbacks totaled 13 of those interceptions and had 29 passes defended.

His first coaching job came as a graduate assistant at Alabama, where he helped his alma mater to an appearance in the Music City Bowl.

Born Nov. 13, 1977, Jones is a 2001 graduate of the University of Alabama with a degree in financial planning. He was a two-year starter at defensive back for the Crimson Tide and was part of three bowl teams, an SEC West championship in 1996 and SEC championship in 1999.

Jones earned a master's degree from Alabama in sports management in 2005. He and his wife Kysha have four children, Andrew, Jace, Jarah and Jathan.

JASON JONES BREAKDOWN

COACHING CAREER

- 2013-Pres..... Ole Miss
- 2008-12..... Oklahoma State
- 2007 Tulsa#
- 2006 Rice
- 2005 Tulsa
- 2004 Alabama+

served as cornerbacks coach and special teams coordinator

+ served as graduate assistant during tenure

PERSONAL

- In 13 seasons as a college coach, his teams have made a bowl game appearance 12 times.
- 2014 FootballScoop National DBs Coach of the Year (along with Dave Wommack).
- Mentored Senquez Golson to first team All-America honors and a second-round pick in the NFL Draft, while helping coach the No. 1 scoring defense in the nation in 2014.
- Two-year starter at Alabama as a defensive back, and was a part of three bowl teams, an SEC West title in 1996 and SEC Championship in 1999.
- He and his wife, Kysha, have four children: Andrew, Jace, Jarah and Jathan.



PHIL LONGO

ASSISTANT COACH | QUARTERBACKS
OFFENSIVE COORDINATOR | 1ST SEASON

Head coach Hugh Freeze tabbed the innovative Phil Longo, engineer of the nation's best FCS offense at Sam Houston State, as the Rebels' offensive coordinator and quarterbacks coach on December 16, 2016.

Longo helped Sam Houston to the FCS Playoffs in each of his three seasons, while shattering the record books. The 2016 team went 12-1 and boasted the nation's No. 1 total offense (547.3 ypg), No. 2 scoring offense (49.5 ppg), No. 2 passing offense (368.3 ypg) and No. 37 rushing

offense (179.0 ypg) out of 122 FCS teams. The Bearkats scored touchdowns on 80.3 percent of their red zone chances, also best in the nation.

Sam Houston had more than 4,500 passing yards and 2,000 rushing yards in 2016. No FBS team accomplished that.

In Longo's three years on head coach K.C. Keeler's staff, SHSU won the Southland Conference twice (2014, 2016) and compiled a 34-10 overall record. The Bearkats advanced to the semifinals of the FCS Playoffs in 2014 and 2015 and quarterfinals this year, while rising as high as No. 1 in the FCS national polls in both 2015 and 2016.

The red zone was a key area of success for Longo's offense. Over the last three years, no FBS team has had more red zone touchdowns than the 145 scored by the Bearkats.

Despite featuring a pass-heavy attack, Longo's units also ranked top 10 among FCS teams in rushing in both 2014 and 2015. Sam Houston produced 1,000-yard rushers in 2014 (Keshawn Hill) and 2015 (Corey Avery) and a 900-yard rusher this past season (Remus Bulmer).

In 2015, Sam Houston's 7,975 total yards set a Southland Conference season record and ranked third all-time in NCAA Division I FCS history. The Bearkats led the nation in total offense (531.7 ypg) and first downs per game (27.6). They ranked No. 5 in scoring (41.1 ppg) and No. 9 in rushing (254.5 ypg), while also ranking 14th in third-down conversions (45.7 percent).

The 1,275 plays run by Longo's offense in 2015 was also a league record. Three times in the past three seasons SHSU ran more than 100 plays in a game, including a school-record 118 plays in the 2015 NCAA opening-round victory over Southern Utah.

In 2014, Longo's attack led the Southland in rushing (241.6 ypg, 9th nationally) and red zone offense (90 percent, 8th nationally).

Regarded as an outstanding recruiter and quarterbacks coach, Longo helped Bearkats QB and first team All-American Jeremiah Briscoe set a school record with 4,602 passing yards in 2016,

while Sam Houston had the first two 1,000-yard receivers in school history in the form of junior Yedidiah Louis (1,152) and freshman Nathan Stewart (1,004). Briscoe led all FCS players with 57 touchdown passes (to 10 interceptions), while ranking second nationally in passing (354.0 ypg) and third in total offense (349.9 ypg).

Like Freeze, Longo began his coaching career in the high school ranks. He was the winningest coach in school history at Parsippany Hills High School in Troy, New Jersey, serving as head coach from 1996-99. In 1999, his team competed in and won the 11th-highest scoring game in the history of high school football in the U.S. Longo earned NJ Star Ledger and Daily Record Coach of the Year honors in 1998-99 and was awarded the Sportsmanship, Ethics & Integrity Award by the National Federation of State High School Associations.

He entered the college ranks as assistant head coach and offensive coordinator at D-III William Paterson University (2000-01) and was head coach at FCS La Salle in 2004 and 2005.

Other schools at which Longo has served as offensive coordinator include Slippery Rock (2012-13), Southern Illinois (2008-09) and Minnesota-Duluth (2006-07). He was a wide receivers coach at Youngstown State in 2010.

A running back at Rowan University from 1988-91, Longo was a member of the school's first New Jersey Athletic Conference championship and NCAA Division III playoff team. The New Jersey native earned a bachelor's degree in physical education from Rowan in 1992.

Longo, 48, and his wife Tanya are the parents of daughters Gianna and Macaria.

PHIL LONGO BREAKDOWN

COACHING CAREER

- 2017-Pres..... Ole Miss@
- 2014-16..... Sam Houston State@
- 2012-13..... Slippery Rock@
- 2010 Youngstown State^
- 2008-09..... Southern Illinois@
- 2006-07..... Minnesota-Deluth@
- 2004-05..... La Salle#
- 2000-01..... William Paterson@%
- 1996-99..... Parsippany Hills HS#

@ served as offensive coordinator during tenure

^ served as wide receivers coach during tenure

served as head coach during tenure

% served as assistant head coach during tenure

PERSONAL

- Coordinator of the best FCS offense in the country that averaged 547.3 ypg during the 2016 season.
- Mentored first team All-American Jeremiah Briscoe, who set the Sam Houston State record with 4,602 passing yards in 2016.
- Earned his bachelor's degree in physical education from Rowan University in 1992.
- He and his wife, Kysha, have two daughters, Gianna and Macaria.



MATT LUKE

ASSISTANT HEAD COACH | OFFENSIVE LINE
CO-OFFENSIVE COORDINATOR | 10TH SEASON

Ole Miss alum Matt Luke is in his sixth season as co-offensive coordinator and offensive line coach on Hugh Freeze's staff and 10th season overall at Ole Miss.

Since returning to Oxford in 2012, Luke has helped the Rebels earn a bowl berth in four seasons, including a 10-3 record and Sugar Bowl victory to cap the 2015 season.

Under Luke's tutelage, the 2016 offensive line helped Ole Miss lead the SEC in passing for the second consecutive year (314.9 ypg) and rank 13th nationally. The Rebels averaged 464.3 yards in total offense, good enough for third in the SEC. Luke also mentored left tackle Greg Little

MATT LUKE BREAKDOWN

COACHING CAREER

- 2012-Pres..... Ole Miss
- 2008-11..... Duke@
- 2006-07..... Tennessee#
- 2002-05..... Ole Miss
- 2000-01..... Murray State
- 1999..... Ole Miss+

@ served as offensive coordinator during tenure

served as recruiting coordinator during tenure

+ served as student coach during tenure

PERSONAL

- Mentored two-time All-American and three-time All-SEC left tackle Laremy Tunsil.
- Helped tackles Tunsil and Fahn Cooper get drafted in the first and fifth rounds, respectively, of the 2016 NFL Draft.
- At Duke, his offensive line ranked among the ACC's top five in fewest sacks allowed throughout his tenure, including finishing third in 2009 and 2010.
- Served at the recruiting coordinator at Tennessee where his 2007 class was rated third-best nationally by Rivals.com and fourth-best in the country by Scout.com.
- Lettered four seasons (1995-98) as a center at Ole Miss.
- Graduated in May of 2000 with a degree in business administration.
- He and his wife, Ashley, have two sons, Harrison and Cooper.

to a Freshman All-American season. He coached Javon Patterson, Sean Rawlings and Rod Taylor to play multiple spots on the line as well.

In 2015, Luke's offensive line paved the way for the Rebels to have a record-breaking year on that side of the ball. Ole Miss set program records for scoring (531), touchdowns (68), total offense (6,731), passing yards (4,351) and passing touchdowns (35), among others. The Rebels led the SEC and were top 10 nationally in scoring (40.8), total offense (517.8 ypg) and passing (334.7 ypg).

In 2015, senior Fahn Cooper collected the third-ever Kent Hull Trophy, presented to the most outstanding offensive lineman in Mississippi, making Luke the coach of back-to-back Hull Trophy winners. All-American Laremy Tunsil won the award in 2014. In three years of college, Tunsil played in 29 games with 26 starts at left tackle and surrendered only two sacks.

Luke helped develop both Tunsil and Cooper into NFL draft picks. Tunsil was taken 13th overall by the Miami Dolphins, and Cooper was selected in the fifth round by the San Francisco 49ers in the 2016 draft.

Having to replace three starters due to graduation, Luke helped the 2014 Rebel squad rank seventh in the SEC in total offense (419.1 ypg) and yards per play (6.0). The offensive line also helped the Rebels rank fifth in the SEC and 37th nationally in passing offense (263.6 ypg).

As a unit, the offensive line helped pave the way for Ole Miss to rack up 500 or more total yards in four games last year, including a season-high 640 total yards, the second-most in school history, against Presbyterian.

In 2013, Luke helped oversee a Rebel offense that broke the then-school record for total offense (473.3 ypg). The Rebels ranked third in the SEC in passing offense (283.3 ypg) and fifth in total offense, while finishing top 25 in the NCAA in both categories.

As a unit, the offensive line helped pave the way for the Rebels to rack up 500 or more total yards in five games, including a program-record 751 against Troy.

His guidance of the offensive line included plugging in star freshman Tunsil to the starting lineup early in the 2013 season and seeing immediate results. One of only two true freshmen in the country to be a full-time starter at left tackle, Tunsil allowed just one sack while protecting quarterback Bo Wallace's blind side. When Tunsil was named to the AP All-SEC second team, he became one of the first two true freshmen in school history to be tabbed All-SEC (along with TE Evan Ingram).

In his first season under Freeze, Luke helped Ole Miss improve in almost all offensive categories from the 2011 season, including total yards per game (281.3 in 2011 to 423.8 in 2012) and points per game (16.1 in 2011 to 31.5 in 2012). Luke developed an inexperienced offensive line into a unit that could hold its own in the SEC, as the Rebels ranked fifth in the league in rushing (173.9 ypg), up from 10th the previous year (129.6 ypg).

A former Rebel player and assistant coach, Luke spent the previous four seasons as Duke's offensive coordinator/running game while coaching the offensive line. His line ranked among the ACC's top five in fewest sacks allowed throughout his tenure, including finishing third in 2009 and 2010.

Luke's 2010 offensive front helped Duke to its highest yards per game average since 1989 as Sean Renfree became the fourth quarterback in school history to throw for 3,000 or more yards in a single season. Nearly doubling its rushing totals from the previous year, the Blue Devil run game produced 19 touchdowns - Duke's highest total since 1995 - and the squad repeated that total again in 2011.

Behind All-ACC quarterback Thaddeus Lewis in 2009, Duke led the conference and finished ninth nationally in passing offense, while Lewis and wide receiver Donovan Varner ranked first in the ACC in total offense and pass receptions, respectively.

Under Luke's guidance, both guard Dave Harding and tackle Perry Simmons received Freshman All-America honors in 2010. In 2009, guard Brian Moore was a Freshman All-ACC pick by *Sporting News*. Guard Laken Tomlinson went on to be the 28th overall pick in the 2015 NFL Draft.

Luke came to Duke following two seasons at Tennessee where he served as recruiting coordinator while coaching the tight ends and assisting with the offensive line. During his two-year stay (2006-07) in Knoxville, the Volunteers went 19-8 with an SEC Eastern Division championship and two appearances in the Outback Bowl.

In 2007, Tennessee tight end Chris Brown caught 41 passes for 282 yards and six touchdowns while fellow end Brad Cottam's 31-yard touchdown reception proved to be the difference in the Vols' 21-17 win over Wisconsin in the Outback Bowl.

On the recruiting front, Tennessee's 2007 class was rated third-best nationally by Rivals.com and fourth-best in the country by Scout.com.

A native of Gulfport, Mississippi, Luke lettered four seasons (1995-98) as a center at Ole Miss. A starter in 33 career games for the Rebels, he served as team captain in 1998 as Ole Miss posted a 7-5 ledger and defeated Texas Tech in the Independence Bowl. He was named the 1998 Ole Miss Most Valuable Senior by the Jackson (Miss.) Touchdown Club and twice earned Academic All-SEC honors.

Following his playing career, he served as a student assistant coach at Ole Miss in 1999, helping the Rebels to an 8-4 mark with regular-season wins against Auburn, South Carolina, LSU and Arkansas as well as a 27-25 triumph over Oklahoma in the Independence Bowl. He graduated in May 2000 with a degree in business administration.

Luke then spent two years (2000-01) coaching the offensive line at Murray State before returning to his alma mater to guide the Rebel tight ends and offensive line for four seasons (2002-05). Ole Miss won two bowl games during that stretch, defeating Nebraska in the Independence Bowl to close the 2002 season and upending Oklahoma State in the Cotton Bowl a year later to cap a 10-3 campaign that included a share of the SEC Western Division championship.

Luke is married to the former Ashley Grantham of Oxford, Mississippi, and the couple has two sons, Harrison and Cooper. His father, Tommy, was a defensive back at Ole Miss in the 1960s while his brother, Tom, quarterbacked the Rebels from 1989-91. Tom is also on the Ole Miss football staff as assistant athletics director for player development.



WESLEY McGRIFF

ASSISTANT COACH | DEFENSIVE COORDINATOR
2ND SEASON

Wesley McGriff, a highly respected leader, defensive coach and dynamic recruiter, returned to Ole Miss for his second stint on Hugh Freeze's staff when he was tabbed defensive coordinator on December 16, 2016.

McGriff returns to Ole Miss after gaining valuable

WESLEY McGRIFF BREAKDOWN

COACHING CAREER

- 2017-Pres..... Ole Miss&
- 2016 Auburn#&\$
- 2013-15..... New Orleans Saints\$
- 2012 Ole Miss#&\$
- 2011 Vanderbilt\$%
- 2007-10..... Miami\$
- 2003-06..... Baylor\$%
- 2002 Kentucky\$
- 2001 Kentucky^
- 2000 Eastern Kentucky\$
- 1995-99..... Kentucky State*&\$
- 1993-94..... Savannah State&
- 1991-92..... Savannah State\$
- 1990 Savannah State^+

served as co-defensive coordinator during tenure

\$ served as secondary coach during tenure

% served as recruiting coordinator during tenure

^ served as running backs coach during tenure

& served as defensive coordinator during tenure

* served as assistant head coach during tenure

+ served as a graduate assistant during tenure

PERSONAL

- Holds 27 years of coaching experience (24 in college, 3 in the NFL).
- In one season, helped turn Auburn's defense from one of the worst in the SEC to one of the best.
- Helped coordinate the Ole Miss defense in 2012, a team that ranked top 15 nationally in tackles for loss and sacks.
- Served as a second lieutenant in the U.S. Army in 1990; member of the Army Reserves until 2001.

experience at the NFL level with the New Orleans Saints and as Auburn's co-defensive coordinator and secondary coach.

In his one season at Auburn, McGriff helped guide the Tigers to a Sugar Bowl berth and helped turn around a defense that struggled during a 7-6 season (2-6 SEC) the year before he arrived.

With McGriff's influence, Auburn went from the bottom third of the SEC in 2015 to top three in the league in 2016 in scoring defense (11th/26.0 to 2nd/15.6), rushing defense (11th/182.7 to 3rd/124.8) and third-down conversion defense (13th/44.9 to 2nd/34.0). The Tigers gave up far less explosive plays of 10+ yards (190 in 2015, 144 in 2016) and were locked down when it came to allowing touchdowns in the red zone (51.0 percent to 34.2 percent). Auburn ranked seventh nationally in scoring defense (17.1 ppg) and 11th in total red zone defense (74.4 percent) in 2016.

McGriff came to Auburn after three seasons with the NFL's New Orleans Saints, working with the defensive backs. In his first two years, McGriff oversaw the development of young players such as safeties Rafael Bush, Kenny Vaccaro and Pierre Warren and cornerback Terrence Frederick, as well as veterans like safety Jairus Byrd and cornerback Keenan Lewis. In 2015, Lewis led the Saints with 13 passes defended, while adding two interceptions. Vaccaro led the New Orleans secondary with 113 tackles and added one sack and two interceptions. McGriff also worked the undrafted rookie Warren into the starting lineup for the final six games due to injuries in the secondary and he responded, tying for the team lead with three takeaways.

In his first season in New Orleans, the Saints ranked fourth in the NFL in total defense (305.7 ypg), second in opponent passing yards per game (194.1 ypg) and fourth in scoring defense (19.0 ppg), posting an 11-5 record and advancing to the divisional round of the playoffs.

McGriff spent 2012 as co-defensive coordinator/cornerbacks coach at Ole Miss, helping the young Rebel defense finish second in the SEC and top 15 in the NCAA in tackles for loss (7.7) and sacks per game (2.8). Linebacker Denzel Nkemdiche was named to the FWAA All-America and SEC All-Freshman teams, defensive tackle Issac Gross earned conference all-freshman honors and was named to the CollegeFootballNews.com Freshman All-America team, and safety Trae Elston was named to the ESPN SEC All-Freshman team.

As a member of Freeze's first Ole Miss staff, McGriff helped Ole Miss go from 2-10 the year before to 7-6 and a win over Pitt in the 2013 BBVA Compass Bowl.

McGriff spent the 2011 season as defensive backs coach/recruiting coordinator at Vanderbilt, where he helped the Commodores to only their fifth all-time appearance in a bowl. His secondary produced 12 interceptions, three returns for touchdowns, eight tackles behind the line of scrimmage and more than 20 pass breakups. McGriff helped current San Diego Chargers CB

Casey Hayward become the first Vanderbilt All-American in four years, posting seven interceptions, the third-highest season total ever by a Commodore.

McGriff's season in Nashville was preceded by four at Miami (Fla.), where he mentored some of the ACC's top defensive backs. In 2010, the Hurricanes ranked second in the nation in pass defense, allowing just 164.3 yards per game. The Miami defense ranked 16th nationally and 21st in scoring defense. In 2009, he tutored All-America defensive back Brandon Harris, seven-year NFL veteran safety Kenny Phillips (2007 All-American and first-round NFL draft pick) and Green Bay defensive back Sam Shields, as the Hurricanes ranked 29th in total defense.

Before joining the Miami staff, McGriff served four years at Baylor as recruiting coordinator and defensive backs coach. With McGriff's assistance, the Baylor defense notched 16 interceptions and ranked 13th in pass efficiency in 2005. As a recruiter, McGriff was responsible for signing offensive lineman Jason Smith, who left Baylor as an All-America tackle and the No. 2 pick of the 2009 draft.

McGriff earned his first SEC coaching experience at Kentucky, where he coached running backs in 2001 and cornerbacks in 2002. One of McGriff's pupils, Artose Pinner, led the SEC in rushing and played six years in the NFL.

McGriff spent the 2000 campaign as the secondary coach at Eastern Kentucky, where he mentored Jeremiah Bell, a first-team All-Ohio Valley Conference pick who went on to be drafted by the Miami Dolphins in the sixth round in 2003.

From 1995-99, McGriff served as assistant head coach, defensive coordinator and secondary coach at Kentucky State. The Thoroughbreds had the No. 1 defense in the nation in 1995 and the No. 1 pass yardage defense in 1997. He was named the AFCA's NCAA Division II National Assistant Coach of the Year in 1998.

He began his coaching career at his alma mater, Savannah State, from 1990-94. Starting as a graduate assistant, McGriff tutored running backs before coaching the secondary in 1991-92 and then serving as defensive coordinator in 1993-94. He was the team's interim head coach for three months in spring 1993.

A native of Tifton, Georgia, McGriff played cornerback, running back and wide receiver for the Tift County High School state championship team. He played at South Carolina State for one year before transferring to Savannah State, where he started at outside linebacker for three seasons and was named the conference's 1989 Male Academic Athlete of the Year.

He received his bachelor's degree in criminal justice, graduating cum laude, from Savannah State in 1990 and earned a master's in public administration from Georgia Southern in 1993. McGriff was commissioned as a second lieutenant in the U.S. Army in 1990 and was a member of the Army Reserves until 2001. He is a member of Omega Psi Phi fraternity.



DERRICK NIX

ASSISTANT COACH | RUNNING BACKS

10TH SEASON

Derrick Nix is in his 10th year as Ole Miss' running backs coach and sixth as a member of Hugh Freeze's staff.

At Ole Miss, Nix has tutored four of the most productive backs in school history in Dexter McCluster, Brandon Bolden, Jeff Scott and Jaylen Walton, while the Rebels have ranked top three in the SEC in rushing twice.

Last season, Nix coached running back Akeem Judd to an impressive year on the ground. In his first season as the Rebels' primary back, Judd ran for 826 yards, the most by an Ole Miss running back since Jeff Scott totaled 846 rushing yards in 2012.

With a variety of running backs with different styles and strengths at his disposal, Nix helped the 2015 Ole Miss squad lead the SEC and rank top 10 nationally in scoring (40.8), total offense (517.8 ypg) and passing (334.7 ypg). The Rebels eclipsed 600 yards of total offense in three games, a school record, and more

than 200 yards rushing in six contests.

Walton emerged as the leader of the group, rushing for 730 yards and averaging 5.1 yards per carry. He finished his career second in Ole Miss history with 4,742 career all-purpose yards; Walton found the end zone 23 times throughout his career, the sixth-most by an Ole Miss Rebel. His 1,957 career rushing yards sit ninth in program history.

During the 2014 season, Nix's running backs topped 150 yards rushing in seven games to assist in the Rebel offensive attack.

In 2013, Nix helped the Ole Miss offense rank top five in the SEC and top 25 nationally in total offense (473.3 ypg), which also broke the school record at the time. Led by a bevy of talented rushers, the Ole Miss ground game was a headache for many opposing defenses to try and stop.

Scott averaged 61.6 yards per game in eight contests before going down with injury. In his stead, young backs I'Tavius Mathers and Walton each played well, setting respective career highs for rushing yards in a game and each topping the 100-yard plateau in a game. Walton, a threat on runs, catches and returns, ranked ninth in the SEC with 111.8 all-purpose yards per league game.

In 2012, Nix helped Scott, who finished the season with career-best totals of 846 yards and six touchdowns, develop into more of a feature back while the Rebel run game increased its average by 40 yards from 2011 to 2012. The Rebels finished fifth in the SEC with 173.8 rushing yards per game.

Nix also helped with Randall Mackey's transition from quarterback to running back, where as a senior Mackey ran for 325 yards and four touchdowns while also lining up at slot receiver.

The Nix backfield stable helped Ole Miss register the third-best ground game in the SEC in 2010 (207.58 ypg), while Bolden ranked No. 5 in the league in rushing (976 yards). A Nix pupil for the duration of his career, Bolden finished second in school history in both total touchdowns (33) and rushing TDs (27), third in all-purpose yards (3,681) and fourth in rushing yards (2,604).

In 2009, McCluster became the first player in SEC history with 1,000 rushing yards (1,169) and 500 receiving yards (520) in the same season. The first team All-American recorded the second-highest rushing total in school history and went on to be drafted in the second round of the 2010 NFL Draft by the Kansas City Chiefs.

In his first season with the Rebels, Nix helped construct a running attack that ranked second in the SEC. Using a balanced attack, the Rebels featured three rushers that piled up at least 500 rushing yards in McCluster (655), Cordera Eason (647) and Bolden (542). McCluster was also named a second team All-SEC selection as an all-purpose player.

Before arriving in Oxford, Nix spent 2007 in the NFL as offensive assistant and quality control coach for the Atlanta Falcons.

Nix, one of the best-known players to ever wear a Southern Miss uniform, began his four-year stint on the Golden Eagles sidelines as a defensive graduate assistant in 2003. The following year, Nix was promoted to tight ends coach before being appointed to the running backs coaching position, where he spent two years.

In 2006 under Nix's direction, the Southern Miss running backs ran for 2,378 yards and scored 23 touchdowns, the first time the Golden Eagles ran for over 2,000 yards since 1987. True freshman Damion Fletcher, who earned first team All-Conference USA honors and Freshman All-American honors, ran for 1,388 yards and scored 11 touchdowns, the second-most yards in a season in school history. Fletcher set the freshman rushing record at Southern Miss and for Conference USA, and he was also named a finalist for the Conerly Trophy, signifying the top player in the state of Mississippi.

In 2005, Nix got career-best years from youthful players Larry Thomas and Cody Hull. Thomas posted three 100-yard rushing performances, while Hull started the final two games of the year and recorded his first 100-yard rushing day in the New Orleans Bowl with 161 yards on 37 carries, setting the Bowl record and the Southern Miss all-time bowl record. Hull's 37 carries tied for the fourth most in school history, matching Nix's own 37-carry performance against Nevada in 1998.

As the Golden Eagles' tight ends coach in 2004, Nix's crew, used primarily as blockers in the offensive scheme, was successful.

A three-time all-conference selection, Nix was a record-setting running back throughout his Southern Miss playing days and was named to the USM "Team of the Century." He recently became one of only five players in the history of the football program to become a member of the Southern Miss Legends Club.

Nix was the first Golden Eagle ever to rush for 1,000 yards in each of his freshman and sophomore campaigns and the only Southern Miss and C-USA player ever to rush for 1,000 yards or more in three seasons. His career achievements at Southern Miss also included being the C-USA Freshman of the Year and a first team Freshman All-American in 1998.

The Attalla, Alabama, native was born Feb. 22, 1980 and is a 2002 Southern Miss graduate with a bachelor's degree in sports administration. Nix is married to the former Allison Story of Frankfort, Kentucky, who also attended USM and played forward on the women's basketball team. The couple has a daughter, Ava.

DERRICK NIX BREAKDOWN

COACHING CAREER

- 2008-Pres..... Ole Miss
 - 2007 Atlanta Falcons
 - 2004-06..... Southern Miss
 - 2003 Southern Miss[^]
- [^]served as graduate assistant

PERSONAL

- Has coached record-setting Rebel running backs Brandon Bolden, Dexter McCluster, Jeff Scott and Jaylen Walton.
- 2002 graduate of Southern Miss with a bachelor's degree in sports administration.
- First running back in Southern Miss and C-USA history to rush for 1,000 yards or more in three seasons.
- Selected as C-USA Freshman of the Year and first team Freshman All-American in 1998.
- Three-time all-conference selection.
- He and his wife, Allison, have a daughter, Ava.



JACOB PEELER

ASSISTANT COACH | WIDE RECEIVERS
1ST SEASON

Head coach Hugh Freeze turned to a Mississippi native and fast-rising star in the coaching profession with the hiring of Jacob Peeler as wide receivers coach on Jan. 11, 2017.

A dynamic on-field coach and top recruiter, Peeler served the last four seasons on the staff at Cal. He was a graduate assistant in 2013-14 before being promoted to assistant coach for inside receivers in 2015.

The Kosciusko native helped turn Cal's offense into one of the nation's best, as the Golden Bears ranked top 10 in passing offense, top 15 in total offense and top 25 in scoring offense for three

straight seasons.

As a recruiter, Peeler helped bring in a strong 2016 class highlighted by the signing of wide receiver Demetris Robertson, considered the nation's top-ranked receiver by Rivals, 247Sports and 247Sports Composite. In his freshman campaign, Robertson hauled in 50 catches for 767 yards and seven TDs en route to receiving Freshman All-America accolades from several outlets.

In 2016, Peeler assisted with a Cal offense that finished fourth nationally in passing (358.8 ypg), 10th in total offense (513.2 ypg) and 22nd in scoring (37.1 ppg). Among his inside receivers, he helped freshman Melquise Stovall (42 catches, 415 yards, 3 TDs) become an immediate contributor and helped senior Bug Rivera (41 catches, 386 yards, 3 TDs) transition to a full-time receiver role and move up the depth chart in his final season in Berkeley.

The inside receivers played a major role in the Golden Bears' 8-5 record in 2015 and a victory in the Lockheed Martin Armed Forces Bowl over Air Force, Cal's first bowl win since 2008. Cal's offense flourished, setting numerous records including single-season school marks in passing yardage (4,892), passing yards per game (376.3 ypg), passing touchdowns (44), total offense (6,879), total yards per game (529.2 ypg), total touchdowns (63), scoring offense (37.9 ppg, modern-era record), first downs (341) and first downs passing (201), with all the marks previously set in 2013 or 2014.

Cal ranked third nationally in passing offense, eighth in total offense and 17th in scoring offense in 2015, with all of the numbers second in the Pac-12.

Peeler coached a trio of inside wide receivers in his first season as a full-time coach on the offensive staff in 2015 that had at least 40 catches led by Bryce Treggs (45 catches, team-high 956 yards, 7 TDs) and also including Darius Powe (47-560-8) and Stephen Anderson (41-474-2). Treggs and Anderson were both two-time All-Pac-12 honorable mention selections who picked up their second honor as 2015 seniors under Peeler. Treggs also finished his career fourth all-time at Cal with 195 receptions, fifth with 2,506 yards receiving and 10th with 15 touchdown catches.

All three players signed undrafted free agent contracts following the 2016 NFL Draft, with Anderson going to Houston, Powe signing with the New York Giants and Treggs hooking on with the

San Francisco 49ers.

Cal set or equaled nine single-season school or modern-era records on the offense side of the ball in 2014 while Peeler was working with the inside receivers as a graduate assistant, all of which were broken in 2015. Cal ranked in the top 25 nationally in a total of seven offensive categories in 2014, including passing offense (6th, 346.0 ypg), scoring offense (10th, 38.3 ppg), and total offense (13th, 495.2 ypg).

Despite being an inexperienced unit that was the nation's second-youngest to start the season and battling injuries that caused players on the pre-season depth chart to miss 138 games, Cal still set school records during Peeler's first season in 2013 for single-season passing yards (3,977), pass completions (368) and total plays (1,046). The passing offense finished third in the Pac-12 and 10th in the nation with an average of 331.4 yards per game that was also the best in school history before being surpassed in both 2014 and 2015.

Peeler developed the likes of current Green Bay Packers' tight end and third-round 2014 NFL Draft pick Richard Rodgers as well as Anderson, Powe and Treggs during his time in Berkeley.

Prior to continuing his career out west, Peeler spent four seasons (2009-12) on the football staff at his alma mater Louisiana Tech, serving as a graduate assistant working with the inside receivers in 2012 after three previous seasons in quality control roles on the offensive side of the ball. Before returning to Louisiana Tech, he coached at both Itawamba Community College (Fulton, Miss.) and Independence Community College (Independence, Kansas).

Peeler added a master's degree in kinesiology in 2008 from Mississippi State after receiving his bachelor's degree in education in 2007 from Louisiana Tech. At Louisiana Tech, he played two seasons (2005-06) and started all 13 games as a senior for an offensive line that helped the Bulldogs produce 4,479 total yards. Peeler redshirted his first season in Ruston in 2004.

Peeler arrived at Louisiana Tech after playing every offensive snap for two seasons in 2002 and 2003 at Holmes Community College (Goodman, Mississippi), where he earned All-America as well first team all-state and first team All-NJCAA Region 23 honors.

Peeler and his wife, the former Tori Hollis, were married in July 2016.

JACOB PEELER BREAKDOWN

COACHING CAREER

- 2017-Pres..... Ole Miss
- 2015-16..... Cal#
- 2013-14..... Cal^
- 2012 Louisiana Tech##^
- 2009-11..... Louisiana Tech\$
- 2008 Itawamba C.C.%

served as inside receivers coach during tenure

^served as graduate assistant during tenure

\$ served as quality control coach during tenure

% served as tight ends and offensive line coach during tenure

PERSONAL

- Coached a receiving corps that helped Cal rank top five nationally in passing offense in each of the past two seasons.
- Mentored third-round 2014 NFL Draft pick Richard Rodgers, who is currently a tight end for the Green Bay Packers.
- Became an All-American at Holmes Community College before playing two seasons at Louisiana Tech.
- Married to the former Tori Hollis.



BRADLEY DALE PEVETO

ASSISTANT COACH | LINEBACKERS, SPECIAL TEAMS
1ST SEASON

Head coach Hugh Freeze hired Bradley Dale Peveto to coach the Ole Miss linebackers and special teams on Dec. 23, 2016.

Peveto comes to Oxford following his second stint as a member of the LSU coaching staff. Overall, he spent seven seasons with the Tigers. With Peveto on staff, LSU posted a 59-19 mark and won five bowl games, including the 2007 BCS national championship.

Peveto re-joined the LSU staff for the 2014 season after serving as the special teams coordinator and safe-

ties coach for Kentucky in 2013. Prior to that, Peveto was the head coach at Northwestern State University for four years.

In Peveto's six years as LSU's special teams coordinator, the Tigers scored 11 special teams touchdowns and blocked six kicks.

In 2016, Peveto oversaw LSU special teams and also coached outside linebackers on defense, two units he leads at Ole Miss. His special teams defense ranked among the best in the SEC as the Tigers were second in punt return defense and third in kick return defense. He coached first team All-American Tre'Davious White, who was sixth in the conference in punt return yards and one of four SEC players to return a punt for a touchdown.

Peveto helped lead a defense that was sixth nationally in scoring defense, allowing only 16.4 points per game. His linebackers also contributed to LSU ranking 14th in total defense (323.0 ypg). Both marks ranked third in the SEC. Another first team All-America honoree, Kendall Beckwith, was under Peveto's guidance throughout the 2016 campaign. Beckwith swarmed the ball all season long, ranking second in the SEC with 9.1 tackles per game. He tallied 91 tackles to lead the LSU defense, adding six tackles for loss and a sack.

Helping put together LSU's 2016 recruiting class, the No. 6 recruiting class in the country, Peveto was an honorable mention for Scout.com Recruiter of the Year in the Southeastern Conference.

In 2015, LSU featured two of the most dynamic return men in the SEC as White ranked among the league leaders by averaging 11.4 yards on punt returns and true freshman Derrius Guice was equally as dangerous on kickoff returns with a 23.6 average. White also returned a punt for a touchdown for the second straight year, while Guice had a 75-yard kickoff return that set up an LSU touchdown. First-year starter Trent Domingue connected on 13 of 17 field goals for the Tigers, while punter Jamie Keehn averaged 40.7 yards a punt to finish his career among the school's all-time punting leaders.

On defense, Peveto oversaw a group of linebackers that were among the best in the SEC led by Butkus Award finalist Deion Jones and Beckwith. Jones led the Tigers with 100 tackles and was a second-round pick in the 2016 NFL Draft by the Falcons.

In his first year back with the Tigers in 2014, LSU's special teams accounted for one touchdown in both the kickoff and punt return game, while Keehn ranked No. 2 in the league in punting with a 44.9 average. LSU was first in the SEC in kickoff returns (26.7 average) and No. 3 in net punting (41.4 average).

Peveto left LSU following the 2008 season to become the head coach at Northwestern State, where he posted a 14-30 mark in four seasons from 2009-12 with the Demons.

Peveto was a member of Les Miles' first staff at LSU as he joined the Tigers originally in the spring of 2005 as special teams coordinator and linebackers coach. He remained in that position until 2008 when he was promoted to co-defensive coordinator. LSU went a combined 42-11 during Peveto's first stretch with the Tigers, a span that saw LSU claim a national title and win at least 11 games in a season three times.

In his first stint on the Tiger staff, Peveto's development of linebackers was critical to the LSU defense rating among the top five in the nation for three straight years from 2005-07. During that three-year stretch, the LSU defense held opponents to an average of 266.7 total yards and 15.7 points per game.

In 2007, linebacker Ali Highsmith earned first team

All-America honors from CBSsports.com, while also being named a second team All-American by the Associated Press.

As LSU's special teams coordinator from 2005-07, Peveto had both his punter (Patrick Fisher) and place-kicker (Colt David) earn first team All-SEC honors in 2007. It marked the first time in school history that LSU had the All-SEC punter and kicker on its roster in the same season. Fisher averaged a league-best 44.5 yards per punt in 2007, while David kicked a school-record 26 field goals and led the SEC in scoring with a league-record 147 total points.

Peveto joined the Tigers after two years at Middle Tennessee, where he served as secondary coach in 2003 before a promotion to defensive coordinator/linebackers coach in 2004. He led a Blue Raider defense that ranked second in the Sun Belt Conference in rushing defense.

Prior to his arrival at Middle Tennessee, Peveto spent four years (1999-2002) at Houston as the Cougars' co-defensive coordinator and secondary coach. During his stay in Houston, he had four players earn five all-conference awards while three were placed on the league's all-freshman squad.

Peveto served as the defensive coordinator and linebackers coach at Northwestern State for three years (1996-98), helping the Demons capture back-to-back Southland Conference Championships and NCAA I-AA playoff berths.

Peveto's "Purple Swarm" defense at Northwestern State was ranked nationally in several statistical categories during each of his three seasons, and four of his players earned All-America honors. In addition, four Demon players were selected in the NFL Draft. The 1998 Northwestern State team went 11-3, reached the I-AA semifinals, and ranked third nationally.

Prior to Northwestern State, Peveto spent two seasons on Danny Ford's staff at Arkansas, while the Razorbacks won the SEC Western Division title with an 8-5 overall mark and played in the Carquest Bowl in 1995. While at Arkansas, Peveto served as special teams coordinator and linebackers coach.

Peveto coached the outside linebackers and special teams at Southern Miss in 1992 and 1993. He also coached the defensive line, linebackers and secondary at Stephen F. Austin from 1988-91, serving as the special teams coordinator all four years. The Lumberjacks led the nation in punt returns in 1989. SFA also won the Southland Conference and advanced to the 1989 I-AA championship game. His secondary was nationally ranked in passing efficiency defense in 1990 and 1991.

A 1987 graduate of SMU, Peveto began his coaching career as a secondary coach at Trinity Valley Community College.

Peveto was a four-year letterman for the Mustangs, played in four bowl games (Cotton, Sun, Aloha and Mirage), and was a team captain as a senior in 1986. During his playing career, SMU won two Southwest Conference championships (1982 and 1984) and had a combined record of 43-14-1.

A native of Orangefield, Texas, Peveto comes from a family with a rich football coaching tradition. His late father, Ed, coached high school football in the southeast Texas area and was inducted into the Greater Houston Coaches Hall of Honor in 1993 and into the Golden Triangle Coaches Hall of Fame in 1997. His two brothers were also high school coaches in Texas.

Peveto is married to the former Melissa Weser, and the couple has a daughter, Payton Marie, and a son, Jacob Edward.

BRADLEY DALE PEVETO BREAKDOWN

COACHING CAREER

- 2017-Pres..... Ole Miss\$
- 2014-16..... LSU*\$
- 2013 Kentucky*^
- 2009-12..... Northwestern State%
- 2005-07..... LSU*\$
- 2004 Middle Tennessee\$&
- 2003 Middle Tennessee^
- 1999-2002..... Houston^&
- 1996-98..... Northwestern State\$&
- 1994-95..... Arkansas*\$
- 1992-93..... Southern Miss*\$
- 1988-91..... Stephen F. Austin*
- 1987 Trinity Valley C.C.^

* served as special teams coordinator during tenure
 \$ served as linebackers coach during tenure
 % served as head coach during tenure
 ^ served as secondary coach during tenure
 & served as defensive coordinator during tenure

PERSONAL

- Entering his 31st season coaching college football, most experienced coach on the Ole Miss staff.
- Scout.com recognized him as an honorable mention for the 2016 SEC Recruiter of the Year.
- Mentored All-Americans Tre'Davious White, Kendall Beckwith and Ali Highsmith while at LSU.
- Coached Butkus Award finalist Deion Jones, who was a second round pick in the 2016 NFL Draft.
- He and his wife, Melissa, have two children, a daughter, Payton Marie, and a son, Jacob Edward.



FREDDIE ROACH

ASSISTANT COACH | DEFENSIVE LINE

1ST SEASON

Freddie Roach, a former Alabama All-SEC player and staff member at Alabama and South Alabama, was hired by Ole Miss head coach Hugh Freeze as assistant coach for the defensive line on Feb. 16, 2017.

Roach comes to Oxford from Tuscaloosa, where he served on Nick Saban's Crimson Tide staff as director of player development since March 2015.

In his role as the Tide's director of player development, Roach's main focus was off-the-field activities of Alabama's football student-athletes, serving

as a resource in balancing the demands of academics, athletics and community outreach. He also served as a liaison for high school coaches, while assisting with Alabama camps and clinics. During his two seasons in the role, Alabama won back-to-back SEC titles and played for national titles in both years, winning the crown after the 2015 season.

Roach spent the 2013 and 2014 seasons as the defensive ends and outside linebackers coach at South Alabama under head coach Joey Jones. Roach helped the Jaguars end the 2013 season third nationally in sacks per game and 21st in tackles for loss per contest, while finishing second in the Sun Belt in pass, total and scoring defense. The 2014 defense was second in the Sun Belt in total defense.

Roach went to USA from Murray State, where he was the Racers' defensive line coach while assisting with the strength and conditioning program during the 2012 season.

The previous fall, he coached the defensive line and was the director of strength and conditioning at East Mississippi Community College, helping lead the Lions to the NJCAA National Championship.

Roach spent three seasons (2008-10) as an assistant strength and conditioning coach at Alabama, during which time the Crimson Tide won both the BCS national championship and Southeastern Conference title in 2009.

As a player, Roach was a four-year letterman at linebacker for the Crimson Tide from 2002-05, during which time he was named the National Freshman of the Year, a freshman All-American, was twice selected second team All-SEC and named to Alabama's All-Decade Team for the 2000s. He signed as a free agent with the New England Patriots in 2006.

A native of Killen, Alabama, he made 194 tackles with 23 tackles for loss and six forced fumbles as a senior at Brooks High School. Roach earned his bachelor's degree in human environmental sciences from The University of Alabama in 2008.

Roach and his wife, Ashley, have two daughters, Addison and Alexandria. He is the brother of former Alabama players Will Roach and Tim Bowens.

FREDDIE ROACH BREAKDOWN

COACHING CAREER

- 2017-Pres..... Ole Miss\$
- 2015-16..... Alabama@
- 2013-14..... South Alabama*
- 2012 Murray State\$
- 2011 East Mississippi C.C.\$%
- 2008-10..... Alabama%

@ served as director of player development during tenure

* served as defensive ends and linebackers coach during tenure

\$ served as defensive line coach during tenure

% served as strength and conditioning coach during tenure

PERSONAL

- Spent nine seasons at Alabama (five as a staff member, four as a student-athlete).
- Helped coach a South Alabama team that ranked third nationally in sacks during the 2013 season.
- Earned All-SEC honors twice and was National Freshman of the Year as a linebacker at Alabama from 2002-05.
- He and his wife, Ashley, have two daughters, Addison and Alexandria.

STAFF EXPERIENCE

COLLEGE

Bradley Dale Peveto	30 years
Wesley McGriff	24 years
Matt Luke	18 years
Phil Longo	14 years
Maurice Harris	13 years
Jason Jones	13 years
Derrick Nix	13 years
Hugh Freeze	12 years
Jacob Peeler	9 years
Freddie Roach	4 years

OTHER

NFL

Wesley McGriff	3 years
Derrick Nix	1 year

High School

Hugh Freeze	13 years
Maurice Harris	5 years
Phil Longo	4 years



ZACH BROWN
GRADUATE ASSISTANT DEFENSE

Zach Brown is in his first season at Ole Miss, serving as a defensive graduate assistant. Brown came to Oxford after helping St. Lawrence University win back-to-back conference titles.

Last year, Brown served as the defensive backs coach and recruiting coordinator at St. Lawrence. He assisted in designing defensive schemes with defensive coordinator Scott Vallone, focusing mainly on coverages. With the help of Brown's guidance, St. Lawrence ranked 10th nationally in Division III in total defense. The team won the Liberty League crown, and two members of Brown's secondary were named to the all-conference team.

He coached the punt return unit as well, which finished the season with two touchdowns and a blocked punt. Brown also oversaw all aspects of recruiting.

In his first season at St. Lawrence, Brown coached the defensive backs as a graduate assistant. His secondary ranked sixth in the country with 23 interceptions, and three players earned all-conference honors. Brown mentored All-American cornerback Leondre Simmon as well as James Holley-Grisham, the Liberty League Special Teams Player of the Year.

Brown began his coaching career at Columbia University, where he was an intern for the 2013 season before moving to defensive quality control coach for the 2014 campaign. During those two years, he worked closely with the defensive backs and outside linebackers. While at Columbia, he collected a master's degree from the graduate school of journalism. Brown is a 2012 graduate of Syracuse University, earning his bachelor's degree in broadcast and digital journalism.



EMMANUEL McCRAY
GRADUATE ASSISTANT OFFENSE

Emmanuel McCray is in his third season as an offensive graduate assistant at his alma mater.

Last season, McCray worked with an offensive line that assisted the Rebels in leading the SEC in passing offense (314.9 ypg) for the second consecutive season.

In his first season, his assistance with the offensive line helped Ole Miss shatter numerous school records while leading the SEC and ranking top-10 nationally in scoring, total offense and passing yards.

McCray returned to Ole Miss after giving the NFL a shot. He was picked up as an undrafted free agent by the St. Louis Rams in 2014, but did not land a roster spot.

McCray played in 38 career games with 17 starts at left tackle during his four-year Rebel career. He also helped block for two of the best offenses in school history. After serving as the full-time starter at left tackle his junior year, he played both tackles and guard in 2013.

The Jackson, Mississippi, native helped turn around the Rebels' fortunes with back-to-back bowl wins after the 2012 and 2013 seasons in the BBVA Compass Bowl and Music City Bowl, respectively. He was selected to play in the 2014 Medal of Honor Bowl, a post-collegiate all-star game.



JOSH ROBINSON
GRADUATE ASSISTANT OFFENSE

Josh Robinson is in his first season as an offensive graduate assistant for the Ole Miss football team. He decided to reunite with offensive coordinator Phil Longo after the two worked together at Sam Houston State.

Robinson joined the staff after serving as a special teams quality control coach at ULM this past spring. During his brief stop at ULM, Robinson spent the spring working with the Warhawks' special teams unit. He assisted with drills during practice, while also evaluating game film in the office. Robinson helped coordinate recruiting events as well.

A native of Bellville, Texas, Robinson graduated from Sam Houston State in 2016 with a bachelor's degree in kinesiology. While working toward his degree, he served four years as a student coach for the football team. Robinson worked on all sides of the ball, from coaching the scout team linebackers the opposing defensive scheme to orchestrating individual drills for running backs. His primary responsibility was quality control for the special teams and analyzing the various looks of opponent special teams phases. During his four years on staff, Sam Houston State went 43-15 with a pair of Southland Conference titles.



JOHN MILLER
ASSOCIATE A.D. FOR FOOTBALL OPERATIONS

Hugh Freeze added great experience to his Rebel support staff with the addition of John Miller as Assistant Athletics Director for Football Operations in January 2012. Miller has since been promoted to Associate A.D.

Miller oversees the day-to-day operations of the Ole Miss football office, which includes administrative duties with academics, player development, recruiting, facility management, team travel and other areas.

His behind-the-scenes work has supported the team's improvement on the field, which has resulted in four bowl berths, including back-to-back New Year's Six games.

Miller came to Ole Miss after 12 years at Southern Miss, including the final seven as operations director. Prior to that, he worked as an assistant with the recruiting department and also spent time assisting with the defensive backs.

While overseeing the day-to-day operations of the USM football office, Miller also assisted with all areas of fundraising within the football program and served as Southern Miss' liaison with NFL Scouts and oversaw the player timing days.

The Golden Eagles received a bowl invitation in all but one of Miller's seasons in Hattiesburg, including each of the final 10 years.

Before entering the football profession, Miller was in the United States Army, where he worked in the criminal investigation division. He received two Army Commendations, a National Defense Award for Desert Storm and a Cold War Era Award for Desert Storm.

After serving four years in the Army, Miller worked as an assistant coach at Clinton High School under David Bradberry.

A 1999 graduate of Southern Miss, Miller is the son of Walter and Mary Miller of Clinton. He has two sons, Jonathon and Josh.



BEN AIGAMAUA
ASSISTANT A.D. FOR COMMUNITY RELATIONS

Ben Aigamaua is in his first year as the Assistant Athletics Director for Community Relations on the Ole Miss staff. He has been on head coach Hugh Freeze's staff since 2012, including his first three years as an offensive graduate assistant, assisting with the offensive line.

During his first three years in Oxford, he helped the team advance to three straight bowl games, including wins in the BBVA Compass Bowl and Music City Bowl as well as a berth in the inaugural "New Year's Six" Chick-fil-A Peach Bowl. He helped the Rebels produce two of the top three total offense seasons in school history, including a school-record 6,153 total yards in 2013. He has served as an intern and player personnel analyst the past two seasons.

Aigamaua came to Ole Miss from Arkansas Tech, where he served as an offensive GA from July 2011 to May 2012. He served as a defensive GA at Lambuth from January 2010 to June 2011. While at Lambuth, Aigamaua also served as the assistant strength and conditioning coach.

Aigamaua played football at Lambuth from 2006-09 where he was the starting defensive tackle all four years and served as a team captain from 2007-09. He also earned All Mid-South Conference honors in 2006 and 2007.

Aigamaua earned his bachelor's degree from Lambuth in sports management with a minor in business management in May 2010. He earned a master's degree in integrated marketing communications from Ole Miss in May 2015.

He has spent time volunteering at numerous football camps and is a member of the American Football Coaches Association and the Polynesians Coaches Association.

Aigamaua and his wife, Kendra, have a daughter, Lily.



TOM LUKE
ASSISTANT A.D. FOR PLAYER DEVELOPMENT

Former Ole Miss quarterback Tom Luke returned to his alma mater in May 2013 when Hugh Freeze hired him as Assistant Athletics Director for Player Development.

The brother of Ole Miss offensive line coach and co-offensive coordinator Matt Luke, he oversees various aspects of academics and campus life for Rebel players. His guidance has helped raise the players' standards in the classroom and off the field, as the team posted its highest GPA in history for the spring 2016 semester.

Luke helped the Rebels reach bowl games in each of his first three seasons, including back-to-back New Year's Six appearances.

Luke was Ole Miss' coordinator of football operations from 2004-05 under David Cutcliffe and Ed Orgeron. He had spent the last few years in the sporting goods business.

He spent 12 years teaching and coaching at Jackson Academy prior to his first stint on the Ole Miss staff.

Luke earned three letters (1989-91) while playing quarterback at Ole Miss, but suffered three concussions during his career, which led to his decision to pass up his senior year and accept a coaching position on the high school level.

He ended his career ranked 17th in passing with 1,524

yards, completing 86 of 178 passes with 10 interceptions. At the time, he also ranked 17th in career total offense with 2,078 yards (554 rushing and 1,524 passing).

After receiving his bachelor's degree from Ole Miss in 1992, Luke began teaching and coaching at Jackson Academy. During his nine years as offensive coordinator, Jackson Academy won four Mississippi Private School Association state titles and was twice state runner-up. As the head baseball coach from 1995-2001, Jackson Academy won two MPSA state championships.

Luke is married to the former Angie Pope of Clinton, Mississippi, also an Ole Miss graduate and former Rebelette in "The Pride of the South" marching band. They are the parents of one son, Cale, and two daughters, Carson and Cayden. Cale is currently a wide receiver at Ole Miss.



CHRIS RIPPON
ASSISTANT A.D.
FOR RECRUITING
OPERATIONS

Former Ole Miss assistant coach Chris Rippon returned to the Rebel program in August 2015 as Assistant A.D. for Recruiting Operations.

Rippon worked with Hugh Freeze under Ed Orgeron from 2005-07 as the Rebels' defensive backs coach and special teams coordinator. He has since had coaching stints at Rutgers (2008), Marshall (2010-12) and Columbia (2013-14).

A 35-year veteran of the college coaching ranks, Rippon has also served on staffs at Syracuse (1993-2004), Boston University (1990-93) and Western Connecticut State (1982-90). He has been the defensive coordinator at Columbia, Marshall, Syracuse, Boston and Western Connecticut State, while he's been special teams coordinator at Rutgers, Ole Miss and Syracuse. He was head coach at Western Connecticut State from 1987-90 and interim head coach at Columbia for the first two months of 2015.

Over the course of his career, Rippon coached 22 players that have been drafted into the National Football League, including five first-round picks.

He is a 1982 graduate of Southern Connecticut State with a bachelor's degree in physical education. He earned a master's degree in agency counseling from Western Connecticut State in 1986.

Rippon and his wife, the former Lisa Miano of Trumbull,

Connecticut, have four children: sons Christopher and Matthew, and twin daughters Jillian and Samantha.



LEE WILBANKS
ASSISTANT A.D. FOR
PLAYER PERSONNEL

Lee Wilbanks is in his second season as Assistant Athletics Director for Player Personnel after spending three years as a member of the Rebel recruiting staff.

Before coming to Oxford, Wilbanks was the wide receivers coach at Hinds Community College from 2011-13, where he coached several receivers to MACJC All-State status.

Wilbanks served as secondary coach and recruiting coordinator under Hugh Freeze at Lambuth University from 2008-09, where he helped lead the Eagles to back-to-back conference titles and an undefeated regular season in 2009.

Other previous stops include North Carolina A&T (assistant coach, 2007), Ole Miss (intern, 2006), Murray State (graduate assistant, 2004-06).

Wilbanks received a bachelor of business administration, with an emphasis in marketing, from Ole Miss in 2004. He and his wife, Caroline, welcomed daughter Callie last fall.



PAUL JACKSON
HEAD FOOTBALL
STRENGTH AND
CONDITIONING COACH

Describing him as "one of the young and up-and-coming stars in strength and conditioning," Ole Miss head coach Hugh Freeze named Paul Jackson strength and conditioning coach for his first Rebel staff on Jan. 9, 2012.

Now in his sixth season, Jackson's hard work and leadership have helped the Ole Miss program improve throughout his tenure. With players that are noticeably stronger, faster and better able to run Freeze's tempo offense, the Rebels have achieved four bowl appearances, including back-to-back New Year's Six bowls in 2014 and 2015.

Jackson came to Oxford after spending 2011 at Southern Miss, where he oversaw the strength and conditioning for

the entire USM athletics department with direct responsibility over football. In his one season there, the football team had its best record in history at 12-2 and captured the Conference USA championship.

Jackson arrived in Hattiesburg after serving in 2010 as the Director of Athletic Conditioning for Football at Miami (Ohio). In his lone season, he helped the Redhawks to the 2010 MAC championship and a victory in the 2011 GoDaddy.Com Bowl, becoming the first team in NCAA history to go from double-digit losses to double-digit wins in one year (1-11 in 2009 to 10-4 in 2010).

From 2007-10, Jackson served as an assistant strength coach at LSU, working directly with the Tigers football and volleyball teams. During his time in Baton Rouge, Jackson won an SEC and national championship with the football team as well as three consecutive SEC Western Division and one SEC championship with the volleyball team. While working for the Tigers, Jackson worked under and was mentored by strength and conditioning legend Tommy Moffitt.

A native of White Plains, New York, Jackson got his start in the business as a Professional Intern Strength Coach with the NFL's New York Giants. He also spent time as a Performance Enhancement Specialist at the Parisi Speed School in Garwood, New Jersey, where the focus is sport-specific speed and agility training as well as combine prep.

He is a Certified Strength & Conditioning Specialist (CSCS) through the National Strength & Conditioning Association.

During his college days at Montclair State (N.J.), Jackson lettered in football, spending time at both fullback and line-backer. He earned a B.S. in physical education in 2006 and later received an M.S. in kinesiology from LSU in 2009.

He is married to the former Kristina Hull, who played softball at Georgia Tech and has been a Winter Olympic hopeful in the skeleton. The couple met when they were both on the strength and conditioning staff at LSU.



PAT JERNIGAN
Head
Athletic
Trainer



KEN CRAIN
Head
Equipment
Manager



JOHN ROSS
Asst. Director of
Equipment Ops/
Manning Center



CHRIS BUTTGEN
Coordinator of
Football Media



WILL REID
Assistant
Coordinator of
Video Services



DAVID CORRAO
Senior
Player Personnel
Analyst



BRUCE JOHNSON
Senior
Player Personnel
Analyst



SEAN PATTERSON
Senior
Player Personnel
Analyst



ISHMAEL ARISTIDE
Player
Personnel
Analyst



BRENNON CHAPMAN
Player
Personnel
Analyst



JOHN KYLE DAVIS
Player
Personnel
Analyst



ANDREW RHODES
Football
Intern



LUCI STRICKLAND
Football
Intern



AUTUMN CLARK
Coordinator of
Recruiting
Operations



KYRA KENDRICK
Coordinator of
Recruiting
Operations



ALICIA VANLANDEGHEM
Senior Staff
Assistant



MEGAN MCCURDY
Administrative
Assistant - Hugh
Freeze



MARKKA PRICHARD
Graphic
Designer



a team united and on a mission for a

REBEL RESURGENCE

After four straight years of improving its win total under the leadership of head coach Hugh Freeze, Ole Miss did not perform up to its own increased standards last fall.

The Rebels displayed their wealth of talent and playmaking ability in early prime-time showdowns against Florida State and Alabama, only to see a pair of 20-point, second-quarter leads diminish in close losses. And despite garnering wins over No. 11 Georgia at home and No. 8 Texas A&M on the road, Ole Miss finished its rugged schedule with a 5-7 record for its first sub-.500 mark of the Freeze era.

The leaders of this year's Ole Miss squad, many of whom helped the team to a 48-20 Sugar Bowl triumph over Oklahoma State to cap the 2015 season, are determined to make a resurgence.

The Rebels' high-powered offense is a good starting point.

The combination of elite skill players, quarterback play and Freeze's up-tempo style has kept Ole Miss among the top 30 in total offense and top 15 in passing each of the last two years. And if Shea Patterson showed anything the last three games of his freshman year after he took the QB reins from the injured

Chad Kelly, he flashed the potential to keep the Rebels among the nation's best offenses and maybe even improve.

Patterson and Co. will enjoy working behind a veteran and deep offensive line, which features seven big men that have gained significant starting experience over the last two years.

Since every other SEC squad is also trying to load up on offensive talent, the Rebels will need to step up a defense that took some blows a year ago, but is still only three years removed from ranking No. 1 in the country.

Ole Miss had one of the youngest teams in the FBS last year, tying for first nationally with seven true freshman starters throughout the season. Only five schools had more snaps played by true freshmen, and the majority of those snaps for Ole Miss came from the defensive side of the ball.

Well, those players - some of the nation's best coming out of high school - are sophomores now and ready to return the squad to its swarming, explosive Landshark ways.

Amid a variety of challenges facing the Ole Miss program this offseason, players and coaches have stood united. Come September, they will have a chance to display it on the field.



QB Shea Patterson looks to lead the resurgence in his sophomore season.

OFFENSE

Over the last two years, the Rebel offense has produced three first-round NFL draft picks (WR **Laquon Treadwell** and OT **Laremy Tunsil** in 2016, TE **Evan Engram** in 2017) and six total selections (OT **Fahn Cooper** and WR **Cody Core** in 2016, QB **Chad Kelly** in 2017).

What's left is a plethora of talented linemen and playmakers that have been waiting for their turn to shine.

New offensive coordinator **Phil Longo**, who directed the nation's best FCS unit at Sam Houston State last year, has plenty of pieces to work with in Oxford.

As college football fans know, a team is often as good as its big men up front. That puts Ole Miss in strong position, as seven of its offensive linemen have significant starting experience, including tackles **Alex Givens**, **Greg Little** (Freshman All-American last year) and **Rod Taylor**, guards **Daronte Bouldin**, **Javon Patterson** and **Jordan Sims**, and center **Sean Rawlings**.

The primary backups, although less experienced, are not too shabby either, in the form of **Royce Newman** at tackle, **Jack DeFoor** at guard and **Eli Johnson** at center.

That kind of support in front of him should make sophomore QB **Shea Patterson** a happy man this fall. What could make him any happier? How about the options he has to receive his passes and handoffs?

The Rebel wide receiver corps stacks up against any in the country with its wealth of size, speed and top-end athleticism.

It's difficult to pinpoint which receiver will garner the most attention this fall, because the entire rotation possesses the qualities of a go-to target. Senior **Markell Pack** has the most experience and put on a show in spring drills. Junior **DaMarkus Lodge** is a former 5-star recruit just waiting to explode. Sophomores and Mississippi natives **A.J. Brown** and **D.K. Metcalf** are the talk of the town, wielding the kind of size, strength and quintessential wideout confidence that tends to be the makeup of superstars.

And none of those are the top returning pass catcher. That mantle belongs to sophomore **Van Jefferson**, a smooth athlete and precise route runner who hauled in 49 catches for 543 yards and three TDs out of the slot en route to Freshman All-America accolades.

Redshirt-freshman speedster **Tré Nixon** and converted



Ole Miss will rely on a deep and talented receiving corps - including A.J. Brown and DaMarkus Lodge - to help the Rebels score points in bunches this fall.

quarterback **Jason Pellerin** further bolster the deep and talented pool of receivers.

For the first time in ages, the Rebels' starting tight end will not be named Engram. The school's only four-time All-SEC selection was chosen by the New York Giants in the first round of the NFL Draft, providing an opportunity for some fresh faces to see action. The leading candidates include walk-on **Dawson Knox** (who looks like anything but a walk-on at an athletic 6-foot-4, 250 pounds), senior **Ty Quick** and sophomore **Octavious Cooley**. Redshirt-freshmen **Gabe Angel** and **Jacob Mathis** will also look to get in the mix.

Ole Miss has several options to carry the ball in 2017, headlined by senior running back **Jordan Wilkins**. Primed to be a full-time starter for the first time in his career, Wilkins brings good size (6-foot-1, 217 pounds) to the position, and his career average of 6.0 yards per attempt foretell that he will be a load for opposing defenses to bring down.

Backing up Wilkins will be senior **Eugene Brazley** and sophomores **D'Vaughn Pennamon** and **Eric Swinney**. Ole Miss also signed Mississippi's all-time leading high school

rusher, **Isaiah Woullard**, in February.

Having produced iconic quarterbacks like **Archie** and **Eli Manning**, Ole Miss is a place that knows special quarterback play when it sees it. After back-to-back record-breaking tenures from **Bo Wallace** and **Chad Kelly**, all eyes are on Patterson to be the next great one. The former No. 1 QB recruit in the nation got off to quite a start in his collegiate debut at Texas A&M last year after Kelly went down for the season with a torn-up knee. The massive Kyle Field crowd did nothing to intimidate Patterson, who spun, danced and twirled the pigskin in highlight-reel fashion all the way to a 29-28 upset win over the 8th-ranked Aggies.

Patterson will receive healthy competition this fall from junior college transfer **Jordan Ta'amu** and incoming freshman **Alex Faniel**.

DEFENSE

Ole Miss has the pieces to make dramatic strides on defense this season, and will do so under the direction of new coordinator **Wesley McGriff**, who returns to Oxford after stints with the New Orleans Saints and Auburn Tigers.

McGriff preaches tenacity and discipline, while he and the rest of the staff hope a simplified approach will lead to quality results on the field.

A collection of talented linemen up front is vital for success in the SEC, and the Rebels seem to have the right men for the task.

Chucky Mullins winner and preseason All-American **Marquis Haynes** looks to add a strong senior year to his impressive college career. He has led Ole Miss in sacks each of his first three campaigns in Oxford and enters his final season already ranked third in school history in sacks (24.5) and fourth in tackles for loss (36.5).

In addition to Haynes, Ole Miss will utilize the speed and power of junior **Victor Evans**, sophomore **Qaadir Sheppard** and redshirt-freshman **Charles Wiley** to handle the edge of the line.

Freshman All-American **Benito Jones** and junior **Breeland Speaks** headline the interior linemen. Speaks has shown

RETURNING STATISTICAL LEADERS

RUSHING	Att.	Yards	Avg.	TD	
Eugene Brazley	61	261	4.3	2	
Shea Patterson	41	169	4.1	0	
Jason Pellerin	29	90	3.1	3	
PASSING	Comp.-Att.	Yards	TD/Int	Pct.	Effic.
Shea Patterson	72-132	880	6/3	54.5	121.0
RECEIVING	Rec.	Yards	Avg.	TD	
Van Jefferson	49	543	11.1	3	
A.J. Brown	29	412	14.2	2	
DaMarkus Lodge	15	203	18.5	2	
DEFENSE	Total	UT-AT	TFL	Sacks	INT
DeMarquis Gates	79	53-26	5.5-33	4.0-31	0
Zedrick Woods	63	33-30	2.5-6	—	3-71
Marquis Haynes	53	34-19	11.0-65	7.0-53	1-17
A.J. Moore	42	27-15	4.5-18	—	—
Detric Bing-Dukes	41	27-14	3.0-8	—	—

flashes of brilliance in his career and was one of the standouts of spring practice. Also looking to make an impact this fall are juniors **Ross Donelly** and **Garrald McDowell**, sophomores **Josiah Coatney** and **Austrian Robinson**, as well as others.

Senior **DeMarquis Gates**, who has led the team in tackles for two years straight, is the lone returning starter among the linebackers. The group looks to feature more three-linebacker sets than previous years, meaning a variety of new faces will need to step up and perform quickly.

Gates leads the outside linebacker candidates, followed by sophomores **Brenden Williams**, **Willie Hibbler** and **Jarriion Street**, as well as senior **Taylor Polk**.

Entering fall camp, the Mike linebacker spot will be manned by junior **Detric Bing-Dukes**, who was awarded the Jeff Hamm Memorial Award as the most improved defensive player of spring practice, and redshirt-freshman **Donta Evans**.

Incoming freshmen **Zikerriion Baker**, **Josh Clarke** and **Mohamed Sanogo** could figure in the linebacker rotation.

The defensive backfield, which was heavily loaded with freshmen and sophomores a year ago, looks to take big strides this fall.

Ole Miss returns its two starting safeties from last year, although both shifted to new roles in the spring. **Zedrick Woods** - who racked up 63 tackles and a team-high three picks last year - moved from free safety to strong safety. Freshman All-American **Myles Hartsfield** moved from safety to corner in the spring and made such an impression that he is penciled in as a starter there entering fall camp. Other safeties looking to play prime minutes include senior **C.J. Hampton**, junior **C.J. Moore** and sophomore **Deontay Anderson**.

If everyone is healthy, cornerback could be a team strength this year. In addition to Hartsfield, the Rebels return starter **Jalen Julius** and Freshman All-American **Jaylon Jones**. **Ken Webster**, a former starter who was considered the team's best lock-down corner coming into last year before going down with a knee injury on the first play of the opener vs. FSU, looks to return to full strength this fall. Other candidates for playing time include JUCO transfer **Javien Hamilton** and sophomore **Montrell Custis**, among others.

When the Rebels send out a fifth DB to the field, the Star position will be manned by senior **A.J. Moore** (42 tackles last year), early enrollee freshman **Breon Dixon** and junior **Cam Ordway**.

SPECIALISTS

Senior **Gary Wunderlich** looks to build on a record-breaking junior campaign as the Rebels' kicker. He was the NCAA's most accurate field goal kicker a season ago when he made 22 of 23 attempts for an SEC-record 95.7 percentage. The third team All-American enters the fall ranked third in school history in career points scored (265), field goals (47) and PATs (124). He could also see action as a punter and on kickoffs.

Punter **Will Gleeson** returns for his senior year as well. Gleeson and Wunderlich both rank among the school's top eight in career punting average.

Gleeson returns as the holder, while the Rebels' will break in a new long snapper with junior **Chadwick Lamar** and redshirt-freshman **Jack Propst** as the leading candidates.

Redshirt-freshman **Luke Logan** will back up Wunderlich at kicker and could man kickoffs as well.

Upon the departure of All-SEC return specialist Carlos Davis, the leading candidates to return punts are receivers **A.J.**

Brown, **Van Jefferson** and **Tré Nixon**. The top candidates to fill Davis' kick return duties are RBs **Eugene Brazley** and **Jordan Wilkins** and CB **Jalen Julius**.

SCHEDULE

The schedule for any SEC team leaves little room to breathe easily, and this year is no different.

After a pair of non-conference home games (South Alabama on Sept. 2, UT Martin on Sept. 9) to get things underway, the Rebels will go to three straight opponent stadiums for road tilts against the Pac-12's California (Sept. 16) and SEC West rivals Alabama (Sept. 30) and Auburn (Oct. 7).

Ole Miss returns to the friendlier confines of Vaught-Hemingway Stadium for consecutive conference home games against Vanderbilt (Oct. 14), LSU (Oct. 21) and Arkansas (Oct. 28) that could very well determine the course of the Rebels' season.

The Rebels travel to Kentucky (Nov. 4) to face the Wildcats for the first time since 2011 before returning home to square off against the Louisiana Ragin' Cajuns (Nov. 11).

The final game of the season at Vaught-Hemingway will be against Texas A&M (Nov. 18). Five days later, the annual Battle for the Golden Egg will be contested in Starkville, with a 6:30 p.m. ESPN broadcast on Thanksgiving Day (Nov. 23).



Preseason All-SEC defensive tackle Benito Jones

By Joey Jones

TEAM INFORMATION

Basic Offense: Tempo

Lettermen Returning/Lost: 59/30

Offensive Lettermen Returning/Lost: 28/13

Defensive Lettermen Returning/Lost: 28/14

Specialists Lettermen Returning/Lost: 3/3

Basic Defense: Multiple

Starters Returning/Lost: 11/11

Offensive Starters Returning/Lost: 5/6

Defensive Starters Returning/Lost: 6/5

Specialists Starters Returning/Lost: 2/2

LETTERMEN RETURNING (59)

OFFENSE (28)

Quarterbacks

Shea Patterson
Jason Pellerin

Running Backs

Eugene Brazley
D.K. Buford
D'Vaughn Pennamon
Jarriion Street
Eric Swinney
Jordan Wilkins

Wide Receivers

Trey Bledsoe
A.J. Brown
Van Jefferson
DaMarkus Lodge
Cale Luke
D.K. Metcalf
Markell Pack
Alex Weber

Tight Ends

Octavious Cooley
Dawson Knox
Ty Quick

Centers

Guards

Daronte Bouldin
Javon Patterson
Tyler Putman
Jordan Sims

Tackles

Alex Givens
Michael Howard
Greg Little
Sean Rawlings
Rod Taylor

DEFENSE (28)

Ends

Shawn Curtis
Victor Evans
Marquis Haynes
Garrald McDowell

Tackles

Ross Donelly
Jordan Hebert
Benito Jones
Herbert Moore
Austrian Robinson
Breeland Speaks

Linebackers

Detric Bing-Dukes
DeMarquis Gates
Willie Hibbler
Elliot Markuson
Taylor Polk
John-Patrick Sherling

Safeties

Deontay Anderson
C.J. Hampton
Myles Hartsfield
Armani Linton
A.J. Moore
C.J. Moore
Zedrick Woods

Cornerbacks

Montrell Custis
Jaylon Jones
Jalen Julius
Cam Ordway
Ken Webster

SPECIALISTS (3)

Will Gleeson (P)
Chadwick Lamar (LS)
Gary Wunderlich (K)

LETTERMEN LOST (30)

OFFENSE (13)

Quarterbacks

Drew Davis
Chad Kelly

Running Backs

Martin Johnson
Akeem Judd

Wide Receivers

Quincy Adebeyejo
Damore'ea
Stringfellow

Tight Ends

Evan Ingram
Hunter Thurley
Taz Zettergren

Centers

Robert Conyers
Jacob Feeley

Tackles

Talbot Buys
Jeremy Liggins

DEFENSE (14)

Ends

Fadol Brown
John Youngblood

Tackles

Issac Gross
D.J. Jones

Linebackers

Terry Caldwell
Luke Davis
Rommel Mageo
Ray Ray Smith
Temario Strong

Safeties/Nickelbacks

Tony Conner

Cornerbacks

Tony Bridges
Carlos Davis
Derrick Jones
Kailo Moore

SPECIALISTS (3)

Will Few (LS)
Nathan Noble (KO)
Grant Warren (P)

2016 STARTERS IN BOLD

PRESEASON DEPTH CHART

OFFENSE

WR	1	A.J. Brown (6-1, 225, SO-1L) OR
	5	DaMarkus Lodge (6-2, 199, JR-2L)*
	81	Trey Bledsoe (6-1, 216, SR-3L)
SLOT (H)	12	Van Jefferson (6-2, 195, SO-1L)
	4	Tré Nixon (6-1, 172, FR-RS)
LT	74	Greg Little (6-6, 325, SO-1L)
	72	Royce Newman (6-5, 301, FR-RS)
LG	79	Javon Patterson (6-3, 314, JR-2L)
	54	Jack DeFoor (6-5, 302, FR-RS)
C	50	Sean Rawlings (6-5, 284, JR-2L)
	61	Eli Johnson (6-1, 300, FR-RS)
RG	70	Jordan Sims (6-4, 330, JR-2L)
	76	Daronte Bouldin (6-5, 318, SR-3L)
RT	67	Alex Givens (6-6, 304, SO-1L) OR
	73	Rod Taylor (6-3, 321, SR-3L)
TE	85	Dawson Knox (6-4, 250, SO-1L)
	43	Ty Quick (6-3, 264, SR-3L)*
	15	Octavious Cooley (6-3, 268, SO-1L)
SLOT (W)	11	Markell Pack (6-2, 185, SR-3L)
	7	Jason Pellerin (6-4, 237, SO-1L)
WR	14	D.K. Metcalf (6-4, 225, FR-RS) OR
	5	DaMarkus Lodge (6-2, 199, JR-2L)
	85	Alex Weber (6-1, 186, JR-2L)
QB	20	Shea Patterson (6-2, 203, SO-1L)
	10	Jordan Ta'amu (6-2, 212, JR-JC)
RB	22	Jordan Wilkins (6-1, 217, SR-2L)
	23	Eugene Brazley (5-9, 192, SR-3L) OR
	28	D'Vaughn Pennamon (5-11, 238, SO-1L)

DEFENSE

DE	38	Marquis Haynes (6-3, 230, SR-3L)
	98	Charles Wiley (6-2, 258, FR-RS)
DT	9	Breeland Speaks (6-3, 285, JR-2L)
	42	Garrald McDowell (6-2, 264, JR-2L) OR
	52	Austrian Robinson (6-4, 280, SO-1L)*
NT	95	Benito Jones (6-2, 315, SO-1L)
	40	Josiah Coatney (6-4, 302, SO-RS)
	90	Ross Donnelly (6-1, 318, JR-2L)
DE	97	Qaadir Sheppard (6-3, 249, SO-RS) OR
	14	Victor Evans (6-3, 243, JR-2L)
WILL	3	DeMarquis Gates (6-2, 221, SR-3L)
	17	Willie Hibbler (6-3, 227, SO-1L) OR
	20	Jarrion Street (6-1, 211, SO-1L)
MIKE	43	Detric Bing-Dukes (6-1, 254, JR-1L)
	35	Donta Evans (6-1, 236, FR-RS)
SAM	41	Brenden Williams (6-3, 227, SO-JC)
	24	Taylor Polk (5-11, 220, SR-3L)
NB (STAR)	30	A.J. Moore (5-11, 202, SR-3L)
	23	Breon Dixon (5-11, 206, FR-HS)
	28	Cam Ordway (5-11, 182, JR-2L)
CB	31	Jaylon Jones (5-11, 186, SO-1L) OR
	5	Ken Webster (5-11, 194, JR-2L)*
	7	Jalen Julius (5-10, 188, SO-1L)*
SS	36	Zedrick Woods (5-11, 201, JR-2L)
	2	Deontay Anderson (6-1, 221, SO-1L)
FS	26	C.J. Moore (5-11, 198, JR-2L) OR
	4	C.J. Hampton (6-0, 190, SR-3L)
CB	15	Myles Hartsfield (5-11, 199, SO-1L)
	21	Javien Hamilton (5-10, 176, JR-JC)
	25	Montrell Custis (6-0, 188, SO-1L)*

SPECIALISTS

PK	97	Gary Wunderlich (6-0, 182, SR-3L)
	92	Luke Logan (5-11, 183, FR-RS)
P	94	Will Gleeson (6-3, 192, SR-3L)
	97	Gary Wunderlich (6-0, 182, SR-3L)
	96	Mac Brown (6-3, 196, FR-RS)
KO	97	Gary Wunderlich (6-0, 182, SR-3L)
	92	Luke Logan (5-11, 183, FR-RS)
Holder	94	Will Gleeson (6-3, 192, SR-3L)
	96	Mac Brown (6-3, 196, FR-RS)
LS	57	Chadwick Lamar (6-1, 206, JR-2L)
	90	Jack Propst (5-10, 192, FR-RS)
KR	22	Jordan Wilkins (6-1, 217, SR-2L)
	23	Eugene Brazley (5-9, 192, SR-3L)
	7	Jalen Julius (5-10, 188, SO-1L)*
PR	4	Tré Nixon (6-1, 172, FR-RS)
	1	A.J. Brown (6-1, 225, SO-1L)
	12	Van Jefferson (6-2, 195, SO-1L)

* Did not participate in Regions Bank Grove Bowl

ALPHABETICAL

No.	Name	Pos.
	Floyd Allen	WR
2	Deontay Anderson	DB
89	Ryder Anderson	DE
83	Gabe Angel	TE
44	Alex Ashlock	LB
	Zikerrion Baker	LB
43	Detric Bing-Dukes	LB
81	Trey Bledsoe	WR
76	Daronte Bouldin	OL
	D.D. Bowie	DB
23	Eugene Brazley	RB
1	A.J. Brown	WR
	Ben Brown	OL
96	Mac Brown	P
25	D.K. Buford	RB
	Josh Clarke	LB
40	Josiah Coatney	DT
15	Myles Hartsfield	TE
34	Shawn Curtis	DE
25	Montrell Custis	DB
62	Kamden Darney	LS
	Sincere David	DT
54	Jack DeFoor	OL
23	Breon Dixon	DB
90	Ross Donelly	DT
35	Donta Evans	LB
14	Victor Evans	DE
	Alex Faniel	QB
82	Jared Farlow	WR
87	D.J. Forté	DL
39	Kweisi Fountain	DB
3	DeMarquis Gates	LB
67	Alex Givens	OL
94	Will Gleeson	P
	Tony Gray	OL
21	Javien Hamilton	DB
4	C.J. Hampton	DB
	A.J. Harris	DB
15	Myles Hartsfield	DB
38	Marquis Haynes	DE
84	Nick Haynes	TE
96	Jordan Hebert	DT
17	Willie Hibbler	LB
52	Michael Howard	OL
12	Van Jefferson	WR
	Amani Johnson	DE
61	Eli Johnson	C
32	Jerry Johnson	DB
54	Sam Johnson	OL
95	Benito Jones	DT
31	Jaylon Jones	DB
7	Jalen Julius	DB
85	Dawson Knox	TE
57	Chadwick Lamar	LS
16	Graham Lindman	QB
29	Armani Linton	DB
74	Greg Little	OL
5	DaMarkus Lodge	WR
92	Luke Logan	K
27	Cale Luke	WR
80	Elliot Markuson	LB
71	Bryce Mathews	OL
16	Jacob Mathis	TE
42	Garrald McDowell	DL
14	D.K. Metcalf	WR
	C.J. Miller	DB
37	Art Mitchell	DB
30	A.J. Moore	DB

NUMERICAL ROSTER

No.	Name	Pos.	Ht.	Wt.	Yr.	Hometown/Previous School(s)
1	A.J. Brown	WR	6-1	225	SO-1L	Starkville, Miss./Starkville
2	Deontay Anderson	DB	6-1	221	SO-1L	Houston, Texas/Manvel
3	DeMarquis Gates	LB	6-2	221	SR-3L	Hampton, Ga./Lovejoy
4	C.J. Hampton	DB	6-0	190	SR-3L	Meridian, Miss./Meridian
4	Tré Nixon	WR	6-1	172	FR-RS	Viera, Fla./Viera
5	DaMarkus Lodge	WR	6-2	199	JR-2L	Cedar Hill, Texas/Cedar Hill
5	Ken Webster	DB	5-11	194	JR-2L	Decatur, Ga./Stockbridge
7	Jalen Julius	DB	5-10	188	SO-1L	Winter Garden, Fla./West Orange
7	Jason Pellerin	ATH	6-4	237	SO-1L	New Iberia, La./New Iberia Catholic
9	Breeland Speaks	DT	6-3	285	JR-2L	Jackson, Miss./Callaway
10	Jordan Ta'amu	QB	6-2	212	JR-JC	Pearl City, Hawaii/Pearl City/New Mexico Military
11	Markell Pack	WR	6-2	185	SR-3L	Purvis, Miss./Purvis
12	Van Jefferson	WR	6-2	195	SO-1L	Brentwood, Tenn./Ravenwood
13	Grant Restmeyer	QB	6-3	238	FR-RS	McKinney, Texas/McKinney Boyd
14	Victor Evans	DE	6-3	243	JR-2L	Dallas, Texas/Skyline
14	D.K. Metcalf	WR	6-4	225	FR-RS	Oxford, Miss./Oxford
15	Octavious Cooley	TE	6-3	268	SO-1L	Laurel, Miss./Laurel
15	Myles Hartsfield	DB	5-11	199	SO-1L	Sayreville, N.J./East Coast Prep
16	Graham Lindman	QB	6-4	216	JR-JC	Noblesville, Ind./Homeschool/Lindenwood/Santa Barbara CC
16	Jacob Mathis	TE	6-4	246	FR-RS	Tampa, Fla./Berkeley Prep
17	Willie Hibbler	LB	6-3	227	SO-1L	Sardis, Miss./North Panola
19	Markel Winters	DE	6-3	252	JR-JC	Tallahassee, Fla./Rickards/ECU/Jones County JC
20	Shea Patterson	QB	6-2	203	SO-1L	Shreveport, La./IMG Academy
20	Jarrion Street	LB	6-1	211	SO-1L	Trussville, Ala./Hewitt-Trussville
21	Javien Hamilton	DB	5-10	176	JR-JC	Louin, Miss./Bay Springs/Jones County JC
21	KeShun Wells	RB	5-7	170	SO-JC	Moss Point, Miss./Moss Point/MS Gulf Coast CC
22	Jordan Wilkins	RB	6-1	217	SR-2L	Cordova, Tenn./St. Benedict at Auburndale
23	Eugene Brazley	RB	5-9	192	SR-3L	New Orleans, La./G.W. Carver
23	Breon Dixon	DB	5-11	206	FR-HS	Loganville, Ga./Grayson
24	Taylor Polk	LB	5-11	220	SR-3L	Magee, Miss./Brandon
24	Eric Swinney	RB	5-9	214	SO-1L	Riverdale, Ga./Sandy Creek
25	D.K. Buford	RB	5-11	231	JR-2L	Oxford, Miss./Lafayette
25	Montrell Custis	DB	6-0	188	SO-1L	Jonesboro, Ga./Lovejoy
26	C.J. Moore	DB	5-11	198	JR-2L	Bassfield, Miss./Bassfield
27	Cale Luke	WR	6-1	200	SR-2L	Clinton, Miss./Clinton
28	Cam Ordway	DB	5-11	182	JR-2L	Pulaski, Tenn./Giles County
28	D'Vaughn Pennamon	RB	5-11	238	SO-1L	Houston, Texas/Manvel
29	Armani Linton	DB	6-2	218	SO-1L	Walnut, Miss./Walnut
30	A.J. Moore	DB	5-11	202	SR-3L	Bassfield, Miss./Bassfield
31	Jaylon Jones	DB	5-11	186	SO-1L	Dallas, Texas/Allen
32	Jerry Johnson	DB	5-10	197	SO-JC	Starkville, Miss./Starkville/Mississippi Delta CC
33	John-Patrick Sherling	LB	5-11	240	SR-2L	Fairhope, Ala./Fairhope
34	Shawn Curtis	DE	6-2	244	SO-1L	Doral, Fla./Ronald W. Reagan
35	Donta Evans	LB	6-1	236	FR-RS	Lawrenceville, Ga./Archer
36	Zedrick Woods	DB	5-11	201	JR-2L	Lake City, Fla./Columbia
37	Art Mitchell	DB	5-10	196	SO-HS	Yazoo City, Miss./Yazoo City
38	Marquis Haynes	DE	6-3	230	SR-3L	Jacksonville, Fla./Fork Union Military Academy
39	Kweisi Fountain	DB	6-1	208	JR-Sq.	Biloxi, Miss./Biloxi
40	Josiah Coatney	DT	6-4	302	SO-RS	Douglasville, Ga./Chapel Hill/Holmes CC
41	Brenden Williams	LB	6-3	227	SO-JC	Birmingham, Ala./Restoration Academy/Northeast MS CC
42	Garrald McDowell	DL	6-2	264	JR-2L	Covington, La./Covington
43	Detric Bing-Dukes	LB	6-1	254	JR-1L	Tucker, Ga./Tucker/Georgia/Iowa Western CC
43	Ty Quick	TE	6-3	264	SR-3L	Terry, Miss./Copiah Academy
44	Alex Ashlock	LB	6-1	220	SR-Sq.	Cordova, Tenn./St. Benedict/Chattanooga
48	Jack Raborn	LB	6-1	212	JR-Sq.	Advance, N.C./Mt. Tabor
50	Sean Rawlings	OL	6-5	284	JR-2L	Madison, Miss./Madison Ridgeland Academy
52	Michael Howard	OL	6-5	257	SO-1L	Green Cove Springs, Fla./Clay
52	Austrian Robinson	DT	6-4	280	SO-1L	New York, N.Y./Trinity-Pawling School
54	Jack DeFoor	OL	6-5	302	FR-RS	Calhoun, Ga./Calhoun
54	Sam Johnson	OL	6-1	268	SO-Sq.	Nashville, Tenn./Christ Presbyterian Academy
57	Chadwick Lamar	LS	6-1	206	JR-2L	Oxford, Miss./Oxford
58	Mike Taylor	LS	6-1	194	SO-Sq.	Jackson, Tenn./University School of Jackson
61	Eli Johnson	C	6-1	300	FR-RS	Taylor, Miss./Lafayette
62	Kamden Darney	LS	6-1	227	SO-Sq.	Upland, Calif./Loyola
67	Alex Givens	OL	6-6	304	SO-1L	Nashville, Tenn./Nashville Christian School
68	Chandler Tuitt	OL	6-4	311	FR-RS	Fayetteville, Ga./Sandy Creek
70	Jordan Sims	OL	6-4	330	JR-2L	Homewood, Ala./Homewood
71	Bryce Mathews	OL	6-6	284	FR-RS	Brentwood, Tenn./Brentwood Academy

No.	Name	Pos.	Ht.	Wt.	Yr.	Hometown/Previous School(s)
72	Royce Newman	OL	6-5	301	FR-RS	Nashville, Ill./Nashville Community
73	Rod Taylor	OL	6-3	321	SR-3L	Jackson, Miss./Callaway
74	Greg Little	OL	6-6	325	SO-1L	Allen, Texas/Allen
76	Daronte Bouldin	OL	6-5	318	SR-3L	Canton, Miss./Canton
79	Javon Patterson	OL	6-3	314	JR-2L	Petal, Miss./Petal
80	Elliot Markuson	LB	6-0	225	SR-3L	Oxford, Miss./Lafayette
80	Josh Ricketts	WR	6-0	197	FR-HS	Madison, Miss./Madison Central
81	Trey Bledsoe	WR	6-1	216	SR-3L	Grenada, Miss./Grenada
82	Jared Farlow	WR	6-0	180	FR-HS	Grantville, Ga./Central Christian
83	Gabe Angel	TE	6-3	238	FR-RS	Lebanon, Tenn./Cookeville
84	Nick Haynes	TE	6-1	221	FR-TR	Washington, Pa./McGuffey/West Liberty University
85	Dawson Knox	TE	6-4	250	SO-1L	Nashville, Tenn./Brentwood Academy
85	Alex Weber	WR	6-1	186	JR-2L	Lake City, Fla./Columbia
87	D.J. Forté	DL	6-2	284	FR-RS	Atlanta, Ga./Sandy Creek
88	Ty Reyes	DE	6-1	261	FR-RS	Marietta, Ga./Sprayberry
88	Garrett Styles	WR	6-1	186	FR-HS	Easley, S.C./Wren
89	Ryder Anderson	DE	6-6	244	FR-HS	Katy, Texas/Katy
90	Ross Donnelly	DT	6-1	318	JR-2L	Houston, Texas/Cy-Fair
90	Jack Propst	LS	5-10	192	FR-RS	Brentwood, Tenn./Brentwood Academy
92	Luke Logan	K	5-11	183	FR-RS	Hattiesburg, Miss./Presbyterian Christian
94	Will Gleeson	P	6-3	192	SR-3L	Melbourne, Australia/Viewbank College
95	Benito Jones	DT	6-2	315	SO-1L	Waynesboro, Miss./Wayne County
95	Isaac Way	K	5-9	175	FR-RS	Franklin, Tenn./Brentwood Academy
96	Mac Brown	P	6-3	196	FR-RS	Eden Prairie, Minn./Saint Thomas Academy
96	Jordan Hebert	DT	5-11	291	JR-2L	Klein, Texas/Klein
97	Qaadir Sheppard	DE	6-3	249	SO-RS	Bronx, N.Y./Iona Prep/Syracuse
97	Gary Wunderlich	K/P	6-0	182	SR-3L	Memphis, Tenn./Memphis University School
98	Charles Wiley	DE	6-2	258	FR-RS	Stockbridge, Ga./Stockbridge
99	Herbert Moore	DT	6-1	323	SR-2L	Memphis, Tenn./Memphis East
	Floyd Allen	WR	5-11	185	JR-JC	Houston, Texas/Nimitz/Bethany/El Camino College
	Zikerrion Baker	LB	6-1	216	FR-HS	Mooringsport, La./Minden
	D.D. Bowie	DB	6-0	180	FR-HS	Morton, Miss./Morton
	Ben Brown	OL	6-5	300	FR-HS	Vicksburg, Miss./St. Aloysius
	Josh Clarke	LB	6-2	217	FR-HS	Jefferson, La./Riverdale
	Sincere David	DT	6-1	337	FR-HS	Jacksonville, Fla./Sandalwood
	Alex Faniel	QB	6-6	248	FR-HS	Glen Allen, Va./Glen Allen
	Tony Gray	OL	6-5	300	FR-HS	Loganville, Ga./Grayson
	A.J. Harris	DB	5-11	198	FR-HS	Madison, Ala./Bob Jones
	Amani Johnson	DE	6-0	226	FR-HS	Oxford, Miss./Lafayette
	C.J. Miller	DB	6-0	191	FR-HS	Powder Springs, Ga./McEachern
	JaVonta Payton	WR	6-1	170	FR-HS	Nashville, Tenn./Hillsboro
	Samuel Plash	OL	6-3	278	FR-HS	Mobile, Ala./UMS-Wright Prep
	Ty Rocconi	DB	5-11	173	FR-HS	Mobile, Ala./UMS-Wright Prep
	Braylon Sanders	WR	6-0	188	FR-HS	Hogansville, Ga./Callaway
	Mohamed Sanogo	LB	6-2	228	FR-HS	Plano, Texas/Plano West
	Kam'ron White	DB	6-2	201	FR-HS	Clinton, Miss./Clinton
	Isaiah Woullard	RB	5-9	195	FR-HS	Hattiesburg, Miss./Presbyterian Christian School

No.	Name	Pos.
26	C.J. Moore	DB
99	Herbert Moore	DT
72	Royce Newman	OL
4	Tré Nixon	WR
28	Cam Ordway	DB
11	Markell Pack	WR
79	Javon Patterson	OL
20	Shea Patterson	QB
	JaVonta Payton	WR
7	Jason Pellerin	ATH
28	D'Vaughn Pennamon	RB
	Samuel Plash	OL
24	Taylor Polk	LB
90	Jack Propst	LS
43	Ty Quick	TE
48	Jack Raborn	LB
50	Sean Rawlings	OL
13	Grant Restmeyer	QB
88	Ty Reyes	DE
80	Josh Ricketts	WR
52	Austrian Robinson	DT
	Ty Rocconi	DB
	Braylon Sanders	WR
	Mohamed Sanogo	LB
97	Qaadir Sheppard	DE
33	John-Patrick Sherling	LB
70	Jordan Sims	OL
9	Breeland Speaks	DT
20	Jarrion Street	LB
88	Garrett Styles	WR
24	Eric Swinney	RB
10	Jordan Ta'amu	QB
58	Mike Taylor	LS
73	Rod Taylor	OL
68	Chandler Tuitt	OL
95	Isaac Way	K
85	Alex Weber	WR
5	Ken Webster	DB
21	KeShun Wells	RB
	Kam'ron White	DB
98	Charles Wiley	DE
22	Jordan Wilkins	RB
41	Brenden Williams	LB
19	Markel Winters	DE
36	Zedrick Woods	DB
	Isaiah Woullard	RB
97	Gary Wunderlich	K/P

COACHING STAFF

HEAD COACH: Hugh Freeze (Southern Miss, 1992)

RECORD AT OLE MISS (YEARS): 39-25 (5)

CAREER RECORD (YEARS): 69-32 (8)

ASSISTANTS COACHES (ALMA MATER, YEAR/RESPONSIBILITIES/YEARS AT OLE MISS):

- Maurice Harris (Arkansas State, 1998/Recruiting Coordinator, Tight Ends/6th)
- Jason Jones (Alabama, 2001/Co-Defensive Coordinator, Secondary/5th)
- Phil Longo (Rowan, 1992/Offensive Coordinator, Quarterbacks/1st)
- Matt Luke (Ole Miss, 2000/Co-Offensive Coordinator, Offensive Line/10th)
- Wesley McGriff (Savannah State, 1990/Defensive Coordinator/2nd)
- Derrick Nix (Southern Miss, 2002/Running Backs/10th)
- Jacob Peeler (Louisiana Tech, 2007/Wide Receivers/1st)
- Bradley Dale Peveto (SMU, 1987/Linebackers, Special Teams/1st)
- Freddie Roach (Alabama, 2008/Defensive Line/1st)

GRADUATE ASSISTANT COACHES:

- Zach Brown (Syracuse, 2012/Defense/1st)
- Emmanuel McCray (Ole Miss, 2014/Offense/3rd)
- Josh Robinson (Sam Houston State, 2016/Offense/1st)

PRONUNCIATION GUIDE

ZIKERRION Baker	zye-KARE-ee-ahn	MARQUIS Haynes	mar-KEESE
DETRIC Bing-Dukes	DEE-trick	GARRALD McDowell	jer-AULD
DARONTE BOULDIN	duh-RON-tay BOWL-din	JAVONTA Payton	juh-VON-tay
D.D. BOWIE	BOO-ee	JASON PELLERIN	PELL-uh-rin
Eugene BRAZLEY	BRAZZ-lee	Mohamed SANOGO	sa-NO-go
Jack DEFOOR	duh-FOUR	QAADIR Sheppard	ka-DEER
BREON Dixon	BREE-ahn	Jordan TA'AMU	tah-AH-moo
DONTA Evans	DON-tay	Isaiah WOULLARD	WOOL-ard
KWEISI Fountain	KWAY-zee		
DEMARQUIS Gates	de-MARR-kiss	Bradley Dale PEVETO	PEE-vih-toe
JAVIEN Hamilton	JAY-vee-in		



2 - DEONTAY ANDERSON
6-1 • 221 • SO-1L • DB
HOUSTON, TEXAS
(MANVEL)

Enters fall No. 2 at strong safety ... Smart player who needs to become more of a leader ... **2016:** Freshman All-SEC second team (*Athlon*) ... True freshman saw action in every game with one start at Rover safety ... Also played on special teams ... Finished with 32 tackles, 1.5 TFLs and an INT on the year ... Earned first letter ... *vs. #4 Florida State (9/5/16):* Made his college debut as a backup Rover and on special teams, recording two tackles (one solo) ... *vs. Wofford (9/10/16):* Collected seven tackles (one solo) with 0.5 TFL ... *vs. #1 Alabama (9/17/16):* Made two tackles (one solo) ... *vs. #11 Georgia (9/24/16):* Posted four tackles (three solo) with a TFL ... *vs. Memphis (10/1/16):* Made one tackle ... *at #23 LSU (10/22/16):* Made two tackles (one solo) ... *vs. #15 Auburn (10/29/16):* Made two solo stops ... *vs. Georgia Southern (11/5/16):* Tallied three tackles (one solo) ... *at #8 Texas A&M (11/12/16):* Made three tackles (two solo) and snagged his first career interception that sealed the Rebels' dramatic come-from-behind win in the final seconds of the contest ... *at Vanderbilt (11/19/16):* Made three tackles (two solo) ... *vs. Mississippi State (11/26/16):* Made first career start (Rover) and tallied three solo stops ... Member of the 2016 signing class ... **HIGH SCHOOL:** An Under Armour All-America selection ... A consensus 4-star recruit ... Rated the nation's No. 1 safety by *ESPN* and ranked No. 41 in the *ESPN300* ... Rated by *Scout* as the No. 4 safety and No. 2 recruit out of the state of Texas ... Rated by *Rivals* as the No. 3 safety and No. 10 recruit out of the state of Texas ... Ranked by *247Sports* as the No. 2 safety and No. 8 recruit out of the state of Texas ... **2015 Nike Opening Finalist** ... Had 40 tackles (32 solo) his senior year ... Tabbed first team All-State by *USA Today* and second team by the *Associated Press* ... Coached in high school by Kirk Martin ... High school teammate of fellow Rebel D'Vaughn Pennamon ... Won the Texas 6A state championship in the 200-meter dash with a time of 20.99 his junior year ... **PERSONAL:** Son of Michael and Hava Anderson ... Born: Nov. 11, 1997 ... Father played with the USFL's Houston Gamblers ... Uncle Greg "Cadillac" Anderson played 11 years in the NBA ... Has an obsession with fruit snacks ... Enrolled in the College of Liberal Arts.

ANDERSON'S CAREER STATISTICS

—DEFENSE—

Year	G-S	UT	AT	TT	TFL-YDS	Sacks-Yds
2016	12-1	18	14	32	1.5-2	0.0-0
Total	12-1	18	14	32	1.5-2	0.0-0

Year	CF	FR	PD	PRES	INT	BLK
2016	0	0	1	0	1	0
Total	0	0	1	0	1	0

ANDERSON'S CAREER HIGHS

TACKLES: 7, vs. Wofford (9/10/16)
SOLO TACKLES: 3, vs. Mississippi State (11/26/16)
TFLs: 1.0, vs. Georgia (9/24/16)
INTERCEPTIONS: 1, at Texas A&M (11/12/16)
PASSES DEFENDED: 1, at Texas A&M (11/12/16)



89 - RYDER ANDERSON
6-6 • 244 • FR-HS • DE
KATY, TEXAS
(KATY)

Early enrollee ... Had a good first spring ... As he gains weight, he could make some noise in the years to come ... **HIGH SCHOOL:** A consensus 3-star prospect according to the major recruiting sites ... Ranked the No. 85 defensive end in the country by *ESPN* and the state of Texas' No. 10 DE by *Scout* ... Helped Katy to a 10-3 record as a senior after a perfect 16-0 season and state championship his junior year ...

The Tigers' allowed just 62 points his entire junior year, pitching shutouts in 10 games ... Compiled a high school career record of 55-6 ... Played defensive end, outside linebacker and tight end ... **PERSONAL:** Son of Rod and Jobie Anderson ... Full name is Ryder Patrick Anderson ... Born: Oct. 15, 1998 ... Younger brother of Oklahoma running back Rodney Anderson and nephew of former Alabama and NFL defensive end Mark Anderson ... Plans to pursue a career in sports broadcasting ... Integrated marketing communications major.



83 - GABE ANGEL
6-3 • 238 • FR-RS • TE
LEBANON, TENN.
(COOKEVILLE)

Really improved in the spring ... Good route runner and receiver who just has to improve his physicality ... **2016:** Did not see action and was redshirted ... Member of the 2016 signing class ... **HIGH SCHOOL:** Listed as a 4-star recruit by *247Sports*, *Scout* and *ESPN* ... Ranked the fourth-best TE/H-back in the country by *ESPN* and the No. 12 TE by *247Sports* ... Listed as the No. 1 athlete in Tennessee by *Scout* ... Ranked No. 202 overall on the *Scout300 list* ... As a senior at Cookeville, caught 25 passes for 379 yards while adding 356 yards on the ground for a total of 11 TDs ... Also threw a TD pass ... Selected to the *Tennessee Sports Writers Association's* All-State team ... Named first team All-State at TE by *USA Today* ... Rushed for 451 yards and added 227 receiving yards for 10 TDs as a junior ... Coached in high school by Jimmy Maynard ... **PERSONAL:** Son of Jamie and Kim Angel ... Full name is Gabriel Jamelle Angel ... Born: July 15, 1997 ... Exercise science major.



44 - ALEX ASHLOCK
6-1 • 220 • SR-SQ • LB
CORDOVA, TENN.
(ST. BENEDICT/CHATTANOOGA)

2016: Did not see action ... **2015:** Did not see action ... Non-scholarship player who joined the team in the fall ... **CHATTANOOGA (2013-14):** Two-year member of the Chattanooga football team as a tight end under head coach Russ Huesman ... **HIGH SCHOOL:** Two-time member of the *Commercial Appeal* Best of Preps team ... Two-time all-metro and all-region selection ... Had 90 tackles and six forced fumbles as a senior ... Led the red team with eight tackles in the 2012 AutoZone Liberty Bowl All-Star Game ... Played for head coach Mike David ... Defensive line MVP as a sophomore ... Also lettered in baseball and basketball ... **PERSONAL:** Son of Allen and Pam Ashlock ... Full name is Allen Alexander Ashlock ... Born: Sept. 21, 1994 ... Majoring in managerial finance ... Father played football at Tennessee ... Would like to work in finance after college ... Made U.M.A.A. Honor Roll for Fall 2015 and Spring 2016.



43 - DETRIC BING-DUKES
6-1 • 254 • JR-1L • LB
TUCKER, GA.
(TUCKER/GEORGIA/
IOWA WESTERN CC)

Enters fall as the starter at Mike linebacker ... Good leader for the linebackers ... True Mike linebacker who is physical in the box and can make plays in space as well ... Student of the game ... Received the Jeff Hamm Memorial Award as the spring's most-improved defensive player ... **2016:** Saw action in 10 games with three starts at Mike linebacker ... Tied for seventh on team with 41 tackles ... Earned first letter ... *vs. #4 Florida State (9/5/16):* Saw action as a reserve Mike linebacker in his Ole Miss debut ... *vs. Wofford (9/10/16):* Made one solo tackle, for a 2-yard loss, and had a QB hurry ... *vs. #11 Georgia (9/24/16):* Made first career start and tallied seven tackles (four solo) against his former team ... *vs. Memphis (10/1/16):* Collected seven stops (three solo) in

start ... *at #22 Arkansas (10/15/16):* Made eight tackles (four solo) ... *at #23 LSU (10/22/16):* Led the Rebels with eight tackles (three solo), including 2.0 TFLs, in start ... *vs. #15 Auburn (10/29/16):* Made four tackles (two solo) ... *at #8 Texas A&M (11/12/16):* Made two tackles (one solo) ... *at Vanderbilt (11/19/16):* Made one tackle ... *vs. Mississippi State (11/26/16):* Recorded three stops (one solo) ... **JUNIOR COLLEGE:** Helped the Iowa Western Reivers to a 10-2 record in 2015, contributing 76 total tackles, 2.5 sacks, two interceptions and a fumble recovery ... Returned one of his interceptions for a 98-yard touchdown and also found the end zone after his one fumble recovery ... Posted double-digit tackles on three occasions ... Coached at Iowa Western by Scott Strohmeier ... **GEORGIA (2014):** Redshirted his true freshman year in Athens ... Coached at Georgia by Mark Richt ... **HIGH SCHOOL:** A 4-star prospect coming out of Tucker High School ... Rated as the No. 14 middle linebacker in the country by *Scout* and No. 19 by *Rivals* ... Both sites had him as a top-30 overall prospect in the state of Georgia ... Helped Tucker to back-to-back state playoff berths, including a Class AAAAA state runner-up finish as a senior in 2013 when he was named first team All-State by the *Atlanta Journal-Constitution* and *Georgia Sports Writers Association* ... Coached in high school by Bryan Lamar ... **PERSONAL:** Son of Demetrius and Tonay Dukes ... Full name is Detric Bing-Dukes ... Born: March 26, 1996 ... Social work major.

BING-DUKES' CAREER STATISTICS

—DEFENSE—

Year	G-S	UT	AT	TT	TFL-YDS	Sacks-Yds
2016	11-3	19	22	41	3.0-8	0.0-0
Total	11-3	19	22	41	3.0-8	0.0-0

Year	CF	FR	PD	PRES	INT	BLK
2016	0	0	0	1	0	0
Total	0	0	0	1	0	0

BING-DUKES' CAREER HIGHS

TACKLES: 8, 2x, MR: at LSU (10/22/16)
SOLO TACKLES: 4, 2x, MR: at Arkansas (10/15/16)
TFLs: 2.0, at LSU (10/22/16)
QB HURRIES: 1, vs. Wofford (9/10/16)



81 - TREY BLEDSOE
6-1 • 216 • SR-3L • WR
GRENADA, MISS.
(GRENADA)

Listed No. 3 at WR ... *Spring 2017:* Had two catches for 58 yards in the Grove Bowl ... **2016:** Played in one game (Wofford) as a reserve wide receiver ... Earned third letter ... **2015:** Played in two games as a reserve wide receiver ... Earned second letter ... *vs. Fresno State (9/12/15):* Caught a 13-yard pass ... **2014:** Played in five games at receiver (Vanderbilt, ULL, Tennessee, Presbyterian, Arkansas) ... Earned first letter ... *at Vanderbilt (9/6/14):* Made his Rebel debut as a backup receiver ... *vs. UL-Lafayette (9/13/14):* Recorded his first career reception for 6 yards ... *vs. Presbyterian (11/8/14):* Caught a pass for 6 yards ... *at Arkansas (11/22/14):* Made a tackle after an Ole Miss interception ... **2013:** Did not see action and was redshirted ... Member of the 2013 signing class ... **HIGH SCHOOL:** Rated a 3-star recruit by *Rivals* and *ESPN* ... Tabbed the No. 13 recruit in Mississippi and the No. 116 athlete in the nation by *ESPN* ... Listed as the No. 16 recruit in Mississippi by *Scout* ... Named a top 40 recruit in the state by *The Clarion-Ledger* ... Selected to play in the *Bernard Blackwell* All-Star Game ... Played in just seven games as a senior due to a broken collarbone, but caught 35 passes for 477 yards and five touchdowns ... As a junior, totaled 27 receptions for 440 yards with six touchdowns on offense and 30 tackles with three interceptions on defense ... Coached in high school by Ashley Kuhn ... Also played basketball and baseball ... Named MVP of his high school basketball team ... **PERSONAL:** Son of Marionette Yarbrough and Tommie Bledsoe ... Born: Nov. 2, 1994 ... Earned a bachelor's degree in computer science in May ... Made Dean's Honor Roll for Fall 2013.

BLEDSDOE'S CAREER STATISTICS

—RECEIVING—

Year	G-S	Rec	Yds	TD	Lg	Avg.
2014	5-0	2	12	0	6	6.0
2015	2-0	1	13	0	13	13.0
2016	1-0	0	0	0	0	--
Total	8-0	3	25	0	13	8.3

BLEDSDOE'S CAREER HIGHS

RECEPTIONS: 1, 3x, MR: vs. Fresno State (9/12/15)
 RECEIVING YARDS: 13, vs. Fresno State (9/12/15)
 LONG RECEPTION: 13, vs. Fresno State (9/12/15)
 TACKLES: 1, at Arkansas (11/22/14)



76 - DARONTE BOULDIN
 6-5 • 318 • SR-3L • OL
 CANTON, MISS.
 (CANTON)

Enters fall as the No. 2 right guard ... Strongest player on the team ... Will play a lot of snaps at right and left guard ... Has a chance to play at the next level ...

Received the J. Richard Price Courage and Compassion Award in the spring ... **CAREER:** Has played in 33 games with four starts in his Rebel career ... **2016:** Played in 11 games with four starts (2 at RG, 2 at LG) ... Helped Ole Miss rank 13th nationally in passing (314.9 ypg) and fewest TFLs allowed (4.67/game) ... Earned third letter ... vs. #15 Auburn (10/29/16): Made his first career start (right guard) and helped Chad Kelly and Ole Miss establish a school record with 465 passing yards ... vs. Georgia Southern (11/5/16): Helped Ole Miss pile up 37 points and 441 total yards in start ... at #8 Texas A&M (11/12/16): Started at left guard for the first time in his career and helped Ole Miss rack up 490 total yards and 30 first downs in the come-from-behind win ... vs. Mississippi State (11/26/16): Helped Ole Miss pile up 528 total yards and 31 first downs ... **2015:** Played in every game as a backup offensive guard ... Earned second letter ... Missed spring drills while recovering from a shoulder injury ... **2014:** Played in nine games as a backup offensive tackle ... Earned first letter ... vs. Boise State (8/28/14): Saw his first career action ... vs. Presbyterian (11/8/14): Helped generate season highs in total yards (640) and rushing yards (402) ... **2013:** Did not see action and was redshirted ... Member of the 2013 signing class ... **HIGH SCHOOL:** Listed as a 3-star recruit and the No. 72 offensive tackle in the country by ESPN ... Scout rated him as the 49th-best offensive tackle in the nation and the No. 6 overall prospect in Mississippi ... Second team all-state pick by The Clarion-Ledger and the Mississippi Association of Coaches ... Ranked the No. 9 in-state prospect on The Clarion-Ledger's 10 Most Wanted and also named a member of the publication's Dandy Dozen ... Led Canton to the MHSAA Class 5A state playoffs ... Participated in the Bernard Blackwell All-Star Game ... Coached in high school by Peter Brown ... Also competed in powerlifting and track & field ... **PERSONAL:** Son of Sandra Bouldin and Dewayne Gilkey ... Full name is Daronte La'Queal Bouldin ... Born: Dec. 14, 1994 ... Earned a bachelor's degree in general studies (minors in education, psychology, recreation administration) in May ... Made U.M.A.A. Honor Roll for Fall 2015.



23 - EUGENE BRAZLEY
 5-9 • 192 • SR-3L • RB
 NEW ORLEANS, LA.
 (G.W. CARVER)

Tied for No. 2 at RB on the depth chart ... Could also return kicks ... Gained valuable experience when called on last year ... Had a good spring ... Could be called on to

catch more balls out of the backfield ... **2016:** Played in every game as a backup RB ... Third on team with 261 rushing yards ... Totaled a pair of rushing TDs, 14 catches for 114 yards and a TD catch ... Earned third letter ... Moved up to No. 2 on the depth chart with the knee injury to Eric Swinney in the season opener ...

vs. #4 Florida State (9/5/16): Rushed twice for 3 yards ... vs. Wofford (9/10/16): Ran four times for 39 yards ... vs. #1 Alabama (9/17/16): Had 10 yards on three carries and caught a 3-yard pass ... vs. #11 Georgia (9/24/16): Rushed three times for 5 yards and caught a 5-yard pass for his first career TD catch ... vs. Memphis (10/1/16): Rushed for a career-high 124 yards and two TDs on 13 carries and caught three passes for 25 yards ... at #22 Arkansas (10/15/16): Ran the ball six times for 20 yards ... at #23 LSU (10/22/16): Rushed four times for 8 yards and caught a 12-yard pass ... vs. #15 Auburn (10/29/16): Had 27 rushing yards on eight carries and 38 receiving yards on three catches ... vs. Georgia Southern (11/5/16): Ran six times for 12 yards ... at #8 Texas A&M (11/12/16): Rushed eight times for 9 yards ... at Vanderbilt (11/19/16): Two rushes for no gain ... vs. Mississippi State (11/26/16): Ran twice for 4 yards and caught a career-high five passes for 31 yards ... **2015:** Played in six games as a backup running back ... Finished the season with 222 rushing yards and three TDs on 22 attempts, as well as two kickoff returns for a 21-yard average ... General studies major ... Made U.M.A.A. Honor Roll for Fall 2013, Fall 2015 and Spring 2016 ... **2015:** Played in six games as a backup running back ... Finished the season with 222 rushing yards and three TDs on 22 attempts, as well as two kickoff returns for a 21-yard average ... Earned second letter ... vs. UT Martin (9/5/15): Rushed for a team-high 88 yards on six carries, including his first career score on a 70-yard sprint in the fourth quarter ... Also returned a kick for 25 yards ... vs. Fresno State (9/12/15): Rushed four times for 14 yards and a TD ... at #23 Florida (10/3/15): Rushed once for an 11-yard gain ... vs. New Mexico State (10/10/15): Rushed six times for a career-high 98 yards, including a career-long 78-yard sprint for the final score of the game ... vs. #15 LSU (11/21/15): Rushed once for no gain ... Sugar Bowl vs. #16 Oklahoma State (11/16/16): Rushed four times for 11 yards and returned a kickoff for 17 yards ... Spring 2015: Ran 10 times for 44 yards and a TD in the Grove Bowl ... **2014:** Played in five games at running back and as a backup punt returner ... Finished the season with 128 yards on 26 carries, two catches for 14 yards, and one punt return for a 1-yard loss ... Earned first letter ... at Vanderbilt (9/6/14): Made his college debut and rushed six times for 34 yards ... vs. UL-Lafayette (9/13/14): Recorded 29 yards on six carries ... vs. Tennessee (10/18/14): Returned his first career punt (1-yard loss) and had his first career catch (1-yard gain) ... vs. Presbyterian (11/8/14): Rushed 10 times for 45 yards ... at Arkansas (11/22/14): Rushed four times for 20 yards and caught a 13-yard pass ... **2013:** Did not see action and was redshirted after suffering a torn ACL in late July ... Member of the 2013 signing class ... **HIGH SCHOOL:** Listed as a 4-star recruit, the No. 38 running back in the nation and No. 20 prospect from Louisiana by ESPN ... Rated the No. 26 RB in the nation and No. 13 prospect from Louisiana by 247Sports ... Rated the No. 14 all-purpose back in the country by Rivals and No. 10 wingback by Tom Lemming ... Listed No. 31 on the Times-Picayune's Nifty 50 ... All-State honorable mention by the Louisiana Sports Writers Association ... Also All-District 9-2A and All-New Orleans Area small school ... Rushed for 1,040 yards and 15 touchdowns as a senior, while also making 18 catches for 279 yards and three TDs ... Led G.W. Carver to the LHSAA Class 2A state quarterfinals ... As a junior, rushed for 487 yards and six TDs and caught 13 passes for 149 yards ... Had 342 rushing yards and four TDs as a sophomore and 466 yards and five TDs as a freshman ... Coached in high school by Bryon Addison ... **PERSONAL:** Son of Betty Hill ... Full name is Eugene W. Brazley ... Born: Sept. 26, 1993 ... Earned a bachelor's degree in general studies (minors in business administration, education, recreation administration) in May ... Made U.M.A.A. Honor Roll for Fall 2013, Fall 2015 and Spring 2016.

BRAZLEY'S CAREER STATISTICS

—RUSHING—

Year	G-S	Att	Yds	TD	Lg	Avg.
2014	5-0	26	128	0	17	4.9
2015	6-0	22	222	3	78	10.1
2016	12-0	61	261	2	32	4.3
Total	23-0	109	611	5	78	5.6

—RECEIVING—

Year	G-S	Rec	Yds	TD	Lg	Avg.
2014	5-0	2	14	0	13	7.0
2015	6-0	0	0	0	0	0.0
2016	12-0	14	114	1	21	8.1
Total	23-0	16	128	1	21	8.0

—PUNT RETURNS—

Year	G	Ret	Yds	TD	Lg	Avg.
2014	5	1	-1	0	0	-1.0
Total	23	1	-1	0	0	-1.0

—KICKOFF RETURNS—

Year	G	Ret	Yds	TD	Lg	Avg.
2015	6	2	42	0	25	21.0
Total	23	2	42	0	25	21.0

BRAZLEY'S CAREER HIGHS

RUSHING ATTEMPTS: 13, vs. Memphis (10/1/16)
 RUSHING YARDS: 124, vs. Memphis (10/1/16)
 LONGEST RUSH: 78, vs. New Mexico State (10/10/15)
 RUSHING TDs: 2, vs. Memphis (10/1/16)
 100-YARD RUSHING GAMES: 1, vs. Memphis (10/1/16)
 RECEPTIONS: 5, vs. Mississippi State (11/26/16)
 RECEIVING YARDS: 38, vs. Auburn (10/29/16)
 LONG RECEPTION: 21, vs. Auburn (10/29/16)
 RECEIVING TDs: 1, vs. Georgia (9/24/16)
 PUNT RETURNS: 1, vs. Tennessee (10/18/14)
 KICK RETURNS: 1, 2x, MR: vs. Oklahoma State (11/1/16)
 LONG KICK RETURN: 25, vs. UT Martin (9/5/15)
 ALL-PURPOSE YARDS: 149, vs. Memphis (10/1/16)



1 - A.J. BROWN
 6-1 • 225 • SO-1L • WR
 STARKVILLE, MISS.
 (STARKVILLE)

Listed No. 1 among the WRs ... Could also return punts ... Strong, physical receiver who can shed tacklers ... Good work ethic ... Has improved his ability to score after

the catch ... Spring 2017: Led all receivers with 133 yards and a TD on five catches in the Grove Bowl ... **2016:** True freshman played in every game at WR with one start ... Finished fifth on team with 29 catches and 412 receiving yards ... Hauled in a pair of TD grabs ... Fourth among SEC freshmen with 2.4 catches/game and fifth with 34.3 receiving ypg ... Earned first letter ... vs. #4 Florida State (9/5/16): Started the first game of his college career and collected two passes for 48 yards ... vs. Wofford (9/10/16): Caught two passes for 15 yards, including his first career TD ... vs. #1 Alabama (9/17/16): Had two catches for 48 yards, including a 37-yard TD grab that pulled the Rebels to within five points with 2:51 remaining in the game ... vs. #11 Georgia (9/24/16): Had four catches for 46 yards ... vs. Memphis (10/1/16): Caught four passes for 31 yards ... at #22 Arkansas (10/15/16): Had one catch for 13 yards ... vs. #15 Auburn (10/29/16): Caught three passes for 48 yards ... vs. Georgia Southern (11/5/16): Had one catch for 29 yards ... at #8 Texas A&M (11/12/16): Topped all players with 77 receiving yards on four catches ... at Vanderbilt (11/19/16): Hauled in three catches for 16 yards ... vs. Mississippi State (11/26/16): Caught three passes for 41 yards ... Member of the 2016 signing class ... **HIGH SCHOOL:** An Under Armour All-America selection ... A consensus 4-star prospect by the major recruiting services ... Ranked the No. 45 overall recruit by Scout, No. 47 by 247Sports, No. 53 by Rivals and No. 66 by ESPN ... Listed as the No. 5 WR in the country by 247Sports and Scout ... Ranked the second-best player in the state by 247Sports and third-best by Scout ... Caught four passes for 79 yards a TD in the Under Armour All-America Game ... Recorded nine catches for 137 yards and two TDs to be named co-MVP of the Mississippi-Alabama All-Star Classic ... As a senior, led Starkville to a 6A state championship ... Racked up 83 catches for 1,371 and 13 TDs ... Named first team All-State by USA Today, The Clarion-Ledger and the Mississippi Association of Coaches ... Tabbed

MAC Class 6A Player of the Year ... Selected to **The Clarion-Ledger's** Dandy Dozen ... Became the second-ever player to be selected to both the **Under Armour** football and baseball All-American games ... Coached in high school by Ricky Woods ... **PERSONAL:** Son of Arthur Brown, Josette Robertson and Mellisa Smith ... Full name is Arthur Brown ... Born: June 30, 1997 ... Majoring in broadcast journalism ... Selected in the 19th round of the 2016 Major League Baseball Draft by the San Diego Padres.

A.J. BROWN'S CAREER STATISTICS

—RECEIVING—

Year	G-S	Rec	Yds	TD	Lg	Avg.
2016	12-1	29	412	2	37	14.2
Total	12-1	29	412	2	37	14.2

A.J. BROWN'S CAREER HIGHS

RECEPTIONS: 4, 3x, MR: at Texas A&M (11/12/16)
 RECEIVING YARDS: 77, at Texas A&M (11/12/16)
 LONG RECEPTION: 37, vs. Alabama (9/17/16)
 RECEIVING TDs: 1, 2x, MR: vs. Alabama (9/17/16)
 TACKLES: 1, vs. Georgia Southern (11/5/16)



96 - MAC BROWN
 6-3 • 196 • FR-RS • P
 EDEN PRAIRIE, MINN.
 (SAINT THOMAS ACADEMY)

Listed as a backup at punter and holder ... Good athlete who has the potential to be a great punter and kicker ... Smart and competitive ... **2016:** Did not see action

and was redshirted ... Non-scholarship player who joined the team for fall camp ... **HIGH SCHOOL:** Helped Saint Thomas Academy to the state championship game as a senior by averaging 46 yards per punt as well as adding 1,364 all-purpose yards with 13 TDs ... Named first team All-State by AP at punter ... Named first team All-Metro by the **Star Tribune** ... Holds state record for longest punt (87 yards) ... Named National Specialist of the Week by **Kohl's Kicking** ... Coached by Dave Ziebarth ... Also lettered in swimming and tennis ... Won five state championships and was named an All-American in swimming ... Named all-conference in tennis four times ... Honor roll student ... **PERSONAL:** Son of Christopher and Susan Brown ... Full name is McCarthy Bennett Brown ... Born: March 19, 1998 ... Enrolled in the College of Liberal Arts ... Has raised \$1000s annually for the fight against ALS since launching the Awesome Lemonade Stand in 2012 in his hometown.



25 - D.K. BUFORD
 5-11 • 231 • JR-2L • RB
 OXFORD, MISS.
 (LAFAYETTE)

Solid backup who will help on special teams ... Can work on his quickness ... *Spring 2017:* Ran 16 times for 53 yards in his Grove Bowl ... **2016:** Played in 10 games

as a backup RB and on special teams ... Totaled 10 carries for 29 yards, as well as two special teams tackles ... Earned second letter ... vs. *Wofford (9/10/16):* Rushed three times for 18 yards in his first action of the season ... vs. *#11 Georgia (9/24/16):* Rushed twice for 2 yards ... vs. *Memphis (10/1/16):* Ran five times for 9 yards ... at *Vanderbilt (11/19/16):* Made a tackle on special teams ... vs. *Mississippi State (11/26/16):* Made a tackle on special teams ... **2015:** Played in 10 games as a reserve running back and on special teams ... Totaled 78 yards on seven rushes with a TD ... Earned first letter ... vs. *UT Martin (9/5/15):* Saw his first career action, rushing four times for 68 yards and a TD ... vs. *Fresno State (9/12/15):* Carried the ball twice for 8 yards ... vs. *New Mexico State (10/10/15):* Had one carry for a 2-yard gain ... Moved to running back from DB in the fall ... **2014:** Did not see action and was redshirted ... Member of the 2014 signing class ... **HIGH SCHOOL:** Selected to play in the 2014 Offense-Defense All-American Bowl ... Listed as a 4-star recruit by **247Sports** and

ESPN and rated the No. 6 all-purpose back in the nation by **247Sports** ... Listed as the country's 15th-best all-purpose back by **Rivals** and the No. 29 running back by **ESPN** ... Ranked the state's eighth-best prospect by **247Sports** and ninth by **ESPN** ... A member of **The Clarion-Ledger's** Dandy Dozen and listed No. 13 on the Targeted 22 list ... Chosen to play in the Alabama-Mississippi All-Star Game ... Accounted for more than 3,600 yards of offense and 49 touchdowns during his prep career, while helping Lafayette to three Class 4A state championship games, including back-to-back state titles as a freshman and sophomore ... Named first team Class 4A All-State by the **Mississippi Association of Coaches** as a senior after rushing for 1,027 yards and 15 TDs and racking up 298 receiving yards with three TDs ... Played through ankle and shoulder injuries for much of his senior season ... Accounted for 1,448 yards (830 rushing, 398 receiving, 220 kickoff and punt returns) and 16 TDs as a junior ... Had more than 700 yards of offense and 12 TDs as a sophomore ... Coached in high school by Eric Robertson ... Also played baseball, basketball and track & field ... Was named Division 2-4A Defensive Player of the Year as a center fielder in baseball ... Class 4A champion in the 100 meters (10.76) and 200 meters (21.80) as a junior at the MHSAA state track meet ... Related to fellow Rebel Jeremy Liggins and former Alabama defensive back and minor league pitcher Justin Woodall ... **PERSONAL:** Son of Chester and Valarie Buford ... Full name is Detarius Keonte Buford ... Born: Sept. 17, 1995 ... Psychology major.

BUFORD'S CAREER STATISTICS

—RUSHING—

Year	G-S	Att	Yds	TD	Lg	Avg.
2015	10-0	7	78	1	38	11.1
2016	10-0	10	29	0	9	2.9
Total	20-0	17	107	1	38	6.3

BUFORD'S CAREER HIGHS

RUSHING ATTEMPTS: 5, vs. Memphis (10/1/16)
 RUSHING YARDS: 68, vs. UT Martin (9/5/15)
 LONGEST RUSH: 38, vs. UT Martin (9/5/15)
 RUSHING TDs: 1, vs. UT Martin (9/5/15)
 TACKLES: 1, 2x, MR: vs. Mississippi State (11/26/16)



40 - JOSIAH COATNEY
 6-4 • 302 • SO-RS • DT
 DOUGLASVILLE, GA.
 (CHAPEL HILL/HOLMES CC)

Listed No. 2 at nose tackle ... Good interior player with solid technique ... Has good upside ... **2016:** Did not see action and was redshirted ... Member of the 2016

signing class ... **JUNIOR COLLEGE:** A **MACJC** first team All-State selection after finishing third on the Holmes team with 46 tackles as a freshman ... Added 8.5 tackles for loss, three sacks and two blocked kicks ... Returned an interception for a 30-yard touchdown and a fumble recovery for a 4-yard score ... Coached in junior college by Jeff Koonz ... **HIGH SCHOOL:** Attended Chapel Hill High School ... A 4-star recruit who was rated as the No. 31 defensive tackle in the country by **ESPN** ... **PERSONAL:** Son of Lafayette and Lorine Coatney ... Full name is Josiah Jeremy Coatney ... Born: Jan. 4, 1996 ... Majoring in general studies (minors in education, history, legal studies).



15 - OCTAVIOUS COOLEY
 6-3 • 268 • SO-1L • TE
 LAUREL, MISS.
 (LAUREL)

Listed No. 3 at tight end ... Phenomenal athlete with a bright future ... Made strides in the spring and should improve as he grasps the offense better ... **2016:** True freshman played in four games (Wofford, Georgia, Vanderbilt, Mississippi State) as a reserve tight end ... Earned first letter ... vs. *Wofford (9/10/16):* Made his collegiate debut ... Member of the 2016 signing class ... **HIGH SCHOOL:** A second team **MaxPreps** All-American and first team **MaxPreps** Medium Schools All-American ... A 4-star recruit by **247Sports**, **ESPN** and **Scout** ... Ranked the 39th-best overall recruit and third-best tight end in the nation by **Scout** ... Also ranked as a top 300 national recruit by **247Sports** and **ESPN** ... Listed as the No. 2 prospect in Mississippi by **Scout** and top 10 in the state by **247Sports** and **ESPN** ... Played in the Mississippi-Alabama All-Star Game ... As a senior, hauled in 68 passes for 1,448 yards and 13 TDs while also adding six rushing TDs ... Helped Laurel to a state semifinal appearance ... Named first team All-State at TE by the **Mississippi Association of Coaches**, **The Clarion-Ledger** and **USA Today** ... **The Clarion-Ledger** Dandy Dozen ... Ended his career with 4,419 receiving yards and 51 total TDs ... Coached in high school by Todd Breland ... Enrolled in the College of Liberal Arts.



34 - SHAWN CURTIS
 6-2 • 244 • SO-1L • DE
 DORAL, FLA.
 (RONALD W. REAGAN)

Good team player ... Physical, strong ... Has upside as he continues to improve ... **2016:** Played in 11 games as a reserve DE and on special teams ... Missed the

Alabama game due to injury ... Earned first letter ... vs. *#4 Florida State (9/5/16):* Made his college debut and saw action on special teams ... vs. *#11 Georgia (9/24/16):* Made one tackle ... at *#22 Arkansas (10/15/16):* Made one tackle ... at *#23 LSU (10/22/16):* Made one tackle ... vs. *#15 Auburn (10/29/16):* Made one tackle ... Moved from linebacker to defensive end in the spring ... **2015:** Did not see action and was redshirted ... Member of the 2015 signing class ... **HIGH SCHOOL:** Rated a 3-star recruit by **247Sports** and **ESPN** ... Listed as the nation's No. 111 outside linebacker by **247Sports** and the No. 102 defensive end by **ESPN** ... Named All-Dade County after totaling 115 tackles and 21 sacks as a senior ... Coached in high school by John Lopez ... Grew up in Long Island, New York ... **PERSONAL:** Son of Marlena Blanco ... Full name is Shawn Leeroy Curtis ... Born: May 26, 1997 ... Business major.

CURTIS' CAREER STATISTICS

—DEFENSE—

Year	G-S	UT	AT	TT	TFL-YDS	Sacks-Yds
2016	11-0	0	4	4	0.0-0	0.0-0
Total	11-0	0	4	4	0.0-0	0.0-0

CURTIS' CAREER HIGHS

TACKLES: 1, 4x, MR: vs. Auburn (10/29/16)



25 - MONTRELL CUSTIS
6-0 • 188 • SO-1L • DB
JONESBORO, GA.
(LOVEJOY)

Listed No. 3 at CB ... Athletic player for whom coaches are trying to find the right spot ... **2016:** Played in nine games as a backup defensive back and on special teams ... Totaled nine tackles and two pass breakups on the season ... Did not see action in the last three games of the year ... Earned first letter ... *vs. #4 Florida State (9/5/16):* Saw action at defensive back in his college debut, making one tackle and breaking up a pass ... *vs. Wofford (9/10/16):* Posted two stops ... *vs. #1 Alabama (9/17/16):* Made one tackle and broke up a pass ... *vs. #11 Georgia (9/24/16):* Made three tackles (two solo) ... *at #23 LSU (10/22/16):* Posted a pair of solo tackles ... **2015:** Did not see action and was redshirted ... Member of the 2015 signing class ... **HIGH SCHOOL:** Rated a 4-star prospect and the No. 28 safety in the nation by **Scout** ... Tabbed the 34th-best cornerback in the country by **ESPN** ... The No. 28 prospect from Georgia, according to **Scout** ... Class AAAAAA All-State honorable mention by the **Georgia Sports Writers Association** and All-Region 2-AAAAAA after his senior season ... Amassed 67 tackles and four interceptions as a junior and was named all-region ... Named one of the **Atlanta Journal-Constitution's** Super 75 recruits ... Participated in **Nike's** The Opening camp ... Coached in high school by Al Hughes and Edgar Carson ... High school teammates with Ole Miss linebacker DeMarquis Gates ... **PERSONAL:** Son of Terrell and Kisha Custis ... Born: Nov. 15, 1996 ... Wants to be a sports agent ... Majoring in general studies (minors in education, legal studies, recreation administration).

CUSTIS' CAREER STATISTICS

—DEFENSE—

Year	G-S	UT	AT	TT	TFL-YDS	Sacks-Yds
2016	9-0	5	4	9	0.0-0	0.0-0
Total	9-0	5	4	9	0.0-0	0.0-0

Year	CF	FR	PD	PRES	INT	BLK
2016	0	0	2	0	0	0
Total	0	0	2	0	0	0

CUSTIS' CAREER HIGHS

TACKLES: 3, vs. Georgia (9/24/16)
SOLO TACKLES: 2, 2x, MR: at LSU (10/22/16)
PASSES DEFENDED: 1, 2x, MR: vs. Alabama (9/17/16)



62 - KAMDEN DARNEY
6-1 • 227 • SO-SQ. • LS
UPLAND, CALIF.
(LOYOLA)

2016: Did not see action ... **2015:** Did not see action and was redshirted ... Non-scholarship player who joined the team in the fall ... **HIGH SCHOOL:** Two-year center for the Loyola High School football team under coach Marvin Sanders ... **PERSONAL:** Son of Kristin Darney ... Full name is Camden Alistair Darney ... Born: May 5, 1997 ... Sister, Kendall, is an Ole Miss student ... Brother, Keaton, is an offensive lineman at Syracuse ... Would like to be a sports agent or broadcaster ... Integrated marketing communications major ... Made U.M.A.A. Honor Roll for Fall 2015.



54 - JACK DeFOOR
6-5 • 302 • FR-RS • OL
CALHOUN, GA.
(CALHOUN)

Enters fall as the No. 2 left guard ... Fully recovered from a shoulder injury ... Improved in the spring and should provide depth at guard ... **2016:** Did not see action and was redshirted ... Member of the 2016 signing class ... **HIGH SCHOOL:** Ranked a 3-star prospect by all the major recruiting services ... Considered the No. 28 offensive guard prospect in the nation and the No. 42 recruit in Georgia by **ESPN** ... Earned first team Class AAA All-State honors from the **Georgia Sportswriter's Association** and **Atlanta Journal-Constitution** ... Led the Calhoun Yellow Jackets to a 13-1 record, a state title appearance and an undefeated record in region play as a senior in 2015 ... Helped Calhoun to a 15-0 undefeated season as a junior and earned **GSWA** first team All-State accolades ... **Chattanooga Times Dandy** Dozen ... Coached in high school by Hal Lamb ... Also helped the Calhoun basketball and track teams to region championships ... **PERSONAL:** Son of Russell and Heather DeFoor ... Full name is Jack Patrick DeFoor ... Born: Nov. 5, 1997 ... Integrated marketing communications major ... Made Dean's Honor Roll for Spring 2017 ... SEC Academic Honor Roll in 2016 ... NFF Freshman Scholar-Athlete ... 3.28 GPA.



23 - BREON DIXON
5-11 • 206 • FR-HS • DB
LOGANVILLE, GA.
(GRAYSON)

Listed No. 2 at the Star nickelback spot ... Football smart ... Has a knack for making plays ... Early enrollee ... *Spring 2017:* Posted two tackles for loss and a sack in the Grove Bowl ... **HIGH SCHOOL:** Under Armour All-American ... Rated a 4-star prospect by **ESPN**, **Rivals** and **Scout** ... Listed as the nation's No. 144 overall recruit and No. 8 outside linebacker by **ESPN** ... Listed as the No. 18 OLB by **Rivals** and No. 24 OLB by **Scout** ... Rated the No. 19 prospect in Georgia by **ESPN**, No. 24 by **Rivals** and No. 32 by **Scout** ... Led Team Highlight with three tackles for loss in the Under Armour All-America game ... Helped Grayson to a 14-1 record and the 2016 7A state championship with a 23-20 overtime win over Roswell ... Posted 64 tackles, two interceptions, 12 sacks and more than 20 tackles for loss as a senior ... As a junior at Peachtree Ridge, had 12 sacks and four interceptions ... Transferred to Grayson after his junior year, the same high school as former Ole Miss defensive standouts Denzel Nkemdiche and Robert Nkemdiche and current Rebel Tony Gray ... **PERSONAL:** Son of Tomeka Lockhart and Lee Dixon ... Full name is Breon Deshon Dixon ... Born: Sept. 16, 1998 ... Business major.



90 - ROSS DONELLY
6-1 • 318 • JR-2L • DT
HOUSTON, TEXAS
(CY-FAIR)

Listed No. 3 at nose tackle ... Hard worker ... Plays an important D-line role and will be leaned on throughout the season ... **2016:** Played in nine games as a backup defensive tackle ... Totaled five tackles and 0.5 TFL on the year ... Earned second letter ... *vs. Wofford (9/10/16):* Made one tackle in his season debut ... *at #23 LSU (10/22/16):* Made two tackles, including 0.5 TFL ... *at #8 Texas A&M (11/12/16):* Made one tackle ... *at Vanderbilt (11/19/16):* Made one tackle ... **2015:** Played in seven games as a backup nose tackle ... Earned first letter ... *vs. UT Martin (9/5/15):* Made two tackles (one solo) in his college debut ... *vs. Fresno State (9/12/15):* Posted three tackles (two solo) ... *Sugar Bowl vs. #16 Oklahoma State (1/1/16):* Made one solo tackle ... Member of the 2015 signing class ... **HIGH SCHOOL:** Rated a 4-star recruit and the No. 29 defensive tackle in the country by **ESPN** ... Tabbed the nation's

43rd-best DT by **Scout** ... Named one of the **Houston Chronicle's** Top 100 recruits ... Tabbed All-Greater Houston as a senior after posting 70 tackles, 10 tackles for loss, five sacks, two forced fumbles and a blocked field goal ... A four-time all-district selection ... Coached in high school by Ed Pustejovsky ... **PERSONAL:** Son of Ricardo and Brigid Marshall ... Full name is Ross Peter Donelly ... Born: March 28, 1997 ... Wants to open up his own business ... Played the bass in the orchestra ... Risk and insurance major ... SEC Academic Honor Roll in 2015 and 2016 ... Made U.M.A.A. Honor Roll for Fall 2015 and Spring 2016 ... National Football Foundation Freshman Scholar-Athlete ... 3.09 GPA.

DONELLY'S CAREER STATISTICS

—DEFENSE—

Year	G-S	UT	AT	TT	TFL-YDS	Sacks-Yds
2015	7-0	4	2	6	0.0-0	0.0-0
2016	9-0	2	3	5	0.5-1	0.0-0
Total	16-0	6	5	11	0.5-1	0.0-0

DONELLY'S CAREER HIGHS

TACKLES: 3, vs. Fresno State (9/12/15)
SOLO TACKLES: 2, vs. Fresno State (9/12/15)
TFLs: 0.5, at LSU (10/22/16)



35 - DONTA EVANS
6-1 • 236 • FR-RS • LB
LAWRENCEVILLE, GA.
(ARCHER)

Listed No. 2 at Mike linebacker ... Very athletic LB who can make plays inside and outside the box ... Coaches are excited to see what progress he can make in the fall ... **2016:** Did not see action and was redshirted ... Early enrollee ... Member of the 2016 signing class ... **HIGH SCHOOL:** A consensus 3-star prospect by the major recruiting services ... Rated the 21st-best inside linebacker in the country by **Rivals** and 22nd-best by **247Sports** and **ESPN** ... Played in the Offense-Defense All-American Senior Bowl ... As a senior, he helped Archer to an 11-3 record and a quarterfinal appearance in the 6A playoffs ... Collected 93 tackles and three sacks ... As a junior, he racked up 116 tackles and six sacks ... Coached in high school by Andy Dyer ... **PERSONAL:** Son of Lucinda Evans and stepfather Demond Pearson ... Full name is Lorenval Donta Evans II ... Born: Sept. 1, 1998 ... Managerial finance major ... Made Dean's Honor Roll for Fall 2016 and U.M.A.A. Honor Roll for Spring 2016 ... SEC Academic Honor Roll in 2016 ... NFF Freshman Scholar-Athlete ... 3.27 GPA.



14 - VICTOR EVANS
6-3 • 243 • JR-2L • DE
DALLAS, TEXAS
(SKYLINE)

Enters fall as co-starter at defensive end ... Gifted athlete with huge upside ... Will continue improving ... **2016:** Played in 11 games as a backup DE ... Missed the Alabama game due to injury ... Totaled 14 tackles, 2.5 TFLs and a forced fumble on the year ... Earned second letter ... *vs. #4 Florida State (9/5/16):* Saw extensive action at defensive end in the opener ... *vs. Wofford (9/10/16):* Tallied three solo tackles, including a TFL ... *vs. Memphis (10/1/16):* Posted one tackle, which was credited as 0.5 TFL ... *at #22 Arkansas (10/15/16):* Had one tackle and a QB hurry ... *at #23 LSU (10/22/16):* Made one solo tackle, which went for an 8-yard loss, and forced a fumble ... *vs. Georgia Southern (11/5/16):* Made three tackles (one solo) ... *at Vanderbilt (11/19/16):* Made one tackle ... *vs. Mississippi State (11/26/16):* Posted four tackles (one solo) and a QB hurry ... **2015:** Played in 11 games as a reserve DE and on special teams ... Totaled 16 tackles, 2.0 TFLs and two QB hurries ... Earned first letter ... *vs. UT Martin (9/5/15):* Recorded a tackle in his college debut ... *vs. Fresno State (9/12/15):* Made two tackles ... *at #23 Florida (10/3/15):* Recorded three solo tackles and his

first career TFL ... vs. *New Mexico State (10/10/15)*: Registered two tackles (one solo), 0.5 TFL and a QB hurry ... vs. *#15 Texas A&M (10/24/15)*: Recorded a solo tackle and a QB hurry ... vs. *#15 LSU (11/21/15)*: Made a season-high four tackles (three solo) ... *Sugar Bowl vs. #16 Oklahoma State (1/1/16)*: Posted three tackles, including 0.5 TFL ... **2014**: Did not see action and was redshirted ... Member of the 2014 signing class ... **HIGH SCHOOL**: A consensus 3-star prospect ... Rated the nation's No. 46 weakside defensive end by **247Sports** and the No. 48 defensive end by **Scout** ... Listed as the 60th-best prospect in Texas by **Scout** ... Named first team Class 5A All-State by the **Associated Press** and the District 9-5A Defensive MVP as a senior ... Led all 5A players with 16 sacks to go along with 75 tackles, 24 tackles for loss and 17 QB pressures his senior year ... Helped Dallas Skyline reach the state semifinals as a senior and sophomore ... Coached in high school by Reginald Samples ... **PERSONAL**: Son of Cheron Brooks ... Full name is Victor Lamont Evans ... Born: April 8, 1996 ... Majoring in criminal justice with an emphasis in homeland security.

V. EVANS' CAREER STATISTICS

—DEFENSE—

Year	G-S	UT	AT	TT	TFL-YDS	Sacks-Yds
2015	11-0	8	8	16	2.0-5	0.0-0
2016	11-0	7	7	14	2.5-13	0.0-0
Total	22-0	15	15	30	4.5-18	0.0-0

Year	CF	FR	PD	PRES	INT	BLK
2015	0	0	0	2	0	0
2016	1	0	0	2	0	0
Total	1	0	0	4	0	0

V. EVANS' CAREER HIGHS

TACKLES: 4, 2x, MR: vs. Mississippi State (11/26/16)
SOLO TACKLES: 3, 3x, MR: vs. Wofford (9/10/16)
TFLs: 1.0, 3x, MR: at LSU (10/22/16)
FORCED FUMBLES: 1, at LSU (10/22/16)
QB HURRIES: 1, 4x, MR: vs. Mississippi State (11/26/16)



82 - JARED FARLOW

6-0 • 180 • FR-HS • WR
 GRANTVILLE, GA.
 (CENTRAL CHRISTIAN)

Non-scholarship player who joined the team for spring drills ... **HIGH SCHOOL**: Played quarterback and safety for Central Christian's eight-man football team in

Sharpsburg, Georgia ... Passed for 3,060 yards and 39 touchdowns in three seasons ... Also rushed for 4,077 yards and 59 TDs ... On defense, compiled 213 career tackles and 33 interceptions ... Scored eight career TDs on defense and special teams ... Led Central Christian to a 13-1 record and the 2014 NHSA (8-Man Football) National Championship ... Coached in high school by Paul Frantz ... Also played basketball, golf and baseball ... **PERSONAL**: Son of Joey and Jennifer Farlow ... Full name is Jared Dalton Farlow ... Born: July 3, 1998 ... Career plans include physical therapy and missions work ... Enrolled in the College of Liberal Arts.



87 - D.J. FORTÉ

6-2 • 284 • FR-RS • DL
 ATLANTA, GA.
 (SANDY CREEK)

2016: Did not see action and was redshirted ... Non-scholarship player who joined the team for fall camp ... **HIGH SCHOOL**: Helped Sandy Creek to a 9-3

record as a senior by racking up 34 tackles and six sacks ... Tallied 28 tackles a junior to help Sandy Creek to the AAAA quarterfinals ... Named all-region as a senior ... Won a state championship in 2012 as a part of an undefeated 15-0 squad ... Coached in high school by Chip Walker ... Also played basketball ... High school teammates with Rebels Mike Hilton, Eric Swinney and Chandler

Tuitt ... **PERSONAL**: Son of Allen and Patricia Forté ... Full name is Darius Jamal Forté ... Born: Nov. 9, 1997 ... Enrolled in the College of Liberal Arts.



39 - KWEISI FOUNTAIN

6-1 • 208 • JR-SQ. • DB
 BILOXI, MISS.
 (BILOXI)

2016: Did not see action ... Non-scholarship player who joined the team in the fall ... **HIGH SCHOOL**: Played wide receiver and tight end for Biloxi High School ... Earned three letters ... Had 228 receiving yards and three TDs in his career ... Coached in high school by John Shannon ... Also ran track ... **PERSONAL**: Son of Tashia Fountain and Robert Harris ... Full name is Kweisi Jabari Fountain ... Born: Aug. 30, 1997 ... Majoring in marketing/corporate relations.



3 - DeMARQUIS GATES

6-2 • 221 • SR-3L • LB
 HAMPTON, GA.
 (LOVEJOY)

Preseason All-SEC fourth team (**Phil Steele**) ... Listed No. 1 at Will linebacker ... Had a good spring ... Instinctive tackler ... Working hard to be a good leader ... **2016**:

Led the team in tackles (79) for the second straight year ... Ranked 10th among SEC players with 7.2 tackles/game ... Second on team with 4.0 sacks, tied for second with 5.5 TFLs ... Also recorded a pair of pass breakups and a forced fumble ... Played in 11 games with eight starts (three at Mike LB, five at Stinger LB) ... Did not play vs. Memphis ... Earned third letter ... vs. *#4 Florida State (9/5/16)*: Started at Mike linebacker and tallied seven tackles (four solo) with his first two career sacks and a PBU ... vs. *Wofford (9/10/16)*: Made six tackles (two solo) ... vs. *#1 Alabama (9/17/16)*: Posted eight stops (two solo) and a QB hurry in start at Mike LB ... vs. *#11 Georgia (9/24/16)*: Game-high nine tackles (four solo) and two QB hurries in start at Stinger LB ... at *#22 Arkansas (10/15/16)*: Made seven tackles (three solo) with a sack and a PBU in start ... at *#23 LSU (10/22/16)*: Registered seven tackles (five solo), including a sack for a 7-yard loss ... vs. *#15 Auburn (10/29/16)*: Led the Rebels with nine tackles (seven solo), posting a TFL and a forced fumble ... vs. *Georgia Southern (11/5/16)*: Totaled 11 tackles (four solo) with 0.5 TFL in start ... at *#8 Texas A&M (11/12/16)*: Tallied six tackles (three solo) in start ... at *Vanderbilt (11/19/16)*: Made five tackles (four solo) in start ... vs. *Mississippi State (11/26/16)*: Recorded four tackles (one solo) ... **2015**: Led team with 76 tackles, adding 2.0 TFLs, four pass breakups and two forced fumbles ... Helped Ole Miss rank top three among SEC teams in tackles for loss (8.1/game - 7th in NCAA), interceptions (15 - t38rd in NCAA) and takeaways (23 - t38th in NCAA) ... Played in every game with four starts at Stinger linebacker ... Earned second letter ... vs. *UT Martin (9/5/15)*: Made four tackles (three solo) ... vs. *Fresno State (9/12/15)*: Posted four stops (three solo) ... at *#2 Alabama (9/19/15)*: Made four tackles (one solo) and had a QB hurry ... vs. *Vanderbilt (9/26/15)*: Recorded six tackles (three solo) and a pass breakup ... at *#23 Florida (10/3/15)*: Made four tackles (three solo), including his first career TFL ... vs. *New Mexico State (10/10/15)*: Made one solo stop ... at *#22 Memphis (10/17/15)*: Posted seven tackles (five solo) with a TFL and a pass breakup ... vs. *#15 Texas A&M (10/24/15)*: Led the Rebels with six tackles (four solo) and added a QB hurry ... at *Auburn (10/31/15)*: Posted five solo stops and broke up a pass in first career start ... vs. *Arkansas (11/7/15)*: Recorded seven tackles (four solo) and forced a fumble ... vs. *#15 LSU (11/21/15)*: Named SEC Defensive Player of the Week after racking up a career-high 14 tackles (six solo) with a pass breakup and a QB hurry, in second career start ... at *#21 Mississippi State (11/28/15)*: Tallied nine stops (six solo), a forced fumble and a QB hurry, in start ... *Sugar Bowl vs. #16 Oklahoma State (1/1/16)*: Made five tackles (two solo) in start ... *Spring 2015*: Led the blue team with five tackles

and had a pass breakup in the Grove Bowl ... **2014**: Played in every game on special teams and as a backup linebacker ... Totaled 13 tackles and a forced fumble ... Earned first letter ... vs. *Boise State (8/28/14)*: Made one tackle in his Rebel debut, playing Mike linebacker and on special teams ... vs. *UL-Lafayette (9/13/14)*: Posted two solo stops ... vs. *Memphis (9/27/14)*: Made two tackles ... at *#14 Texas A&M (10/11/14)*: Made one tackle ... vs. *Tennessee (10/18/14)*: Made three tackles (two solo) and forced a fumble ... at *#23 LSU (10/25/14)*: Assisted on a tackle ... vs. *#3 Auburn (11/1/14)*: Posted a solo stop ... vs. *Presbyterian (11/8/14)*: Made a solo stop ... *Chick-fil-A Peach Bowl vs. #6 TCU (12/31/14)*: Had one tackle ... Member of the 2014 signing class ... **HIGH SCHOOL**: Rated as a 4-star prospect by **Rivals**, **247Sports** and **ESPN** ... **Rivals** lists him as the No. 19 outside LB in the country and the No. 14 prospect in Georgia ... Missed his senior season due to a torn ACL ... A preseason Class 6A All-State selection by **GHSF Daily** ... Had 132 tackles as a junior and was named all-region ... A three-year varsity starter from his freshman through junior seasons ... Helped Lovejoy reach the Georgia 6A state title game as a sophomore and junior ... Coached in high school by Al Hughes and Edgar Carson ... Also played basketball and ran track ... **PERSONAL**: Son of Christopher Gates ... Raised by aunt and uncle, Tia and Leon Dillard ... Full name is DeMarquis Larenz Gates ... Born: March 7, 1996 ... Majoring in criminal justice with an emphasis in corrections.

GATES' CAREER STATISTICS

—DEFENSE—

Year	G-S	UT	AT	TT	TFL-YDS	Sacks-Yds
2014	13-0	8	5	13	0.0-0	0.0-0
2015	13-4	46	30	76	2.0-4	0.0-0
2016	11-8	39	40	79	5.5-33	4.0-31
Total	37-12	93	75	168	7.5-37	4.0-31

Year	CF	FR	PD	PRES	INT	BLK
2014	1	0	0	0	0	0
2015	2	0	4	4	0	0
2016	1	0	2	3	0	0
Total	4	0	6	7	0	0

GATES' CAREER HIGHS

TACKLES: 14, vs. LSU (11/21/15)
SOLO TACKLES: 7, vs. Auburn (10/29/16)
TFLs: 2.0, vs. Florida State (9/5/16)
SACKS: 2.0, vs. Florida State (9/5/16)
FORCED FUMBLES: 1, 4x, MR: vs. Auburn (10/29/16)
PASSES DEFENDED: 1, 6x, MR: at Arkansas (10/15/16)
QB HURRIES: 2, vs. Georgia (9/24/16)



67 - ALEX GIVENS

6-6 • 304 • SO-1L • OL
 NASHVILLE, TENN.
 (NASHVILLE CHRISTIAN SCHOOL)

Tied atop the depth chart at right tackle ... Looking to build on a breakout redshirt-freshman season ... Will play at tackle and maybe guard ... **2016**: Freshman All-SEC

second team (**Athlon**) ... Played in every game with five starts at right tackle ... Helped Ole Miss rank 13th nationally in passing (314.9 ypg) and fewest TFLs allowed (4.67/game) ... Earned first letter ... vs. *#4 Florida State (9/5/16)*: Saw action at right tackle in his college debut and helped Ole Miss score 34 points and rack up 313 passing yards ... vs. *Wofford (9/10/16)*: Helped the Rebels gain 416 total yards and score 38 points ... vs. *#1 Alabama (9/17/16)*: Helped Ole Miss put up 43 points, 522 total yards and 421 passing yards against the nation's top-ranked team ... vs. *#11 Georgia (9/24/16)*: Helped roll up 510 total yards and 45 points for an O-line that allowed just one sack ... vs. *Memphis (10/1/16)*: Helped the Rebels gain 624 total yards (fifth-most in school history) and 263 rushing yards ... at *#22 Arkansas (10/15/16)*: Helped Ole Miss compile 403 total yards (150 rushing) ... vs. *#15 Auburn (10/29/16)*: Made his first career start (right tackle) and helped Chad Kelly and Ole Miss establish a

school record with 465 passing yards ... vs. *Georgia Southern* (11/5/16): Helped Ole Miss pile up 37 points and 441 total yards in start ... at #8 *Texas A&M* (11/12/16): Started and helped Ole Miss rack up 490 total yards and 30 first downs in the come-from-behind win ... vs. *Mississippi State* (11/26/16): Helped Ole Miss pile up 528 total yards and 31 first downs in start ... 2015: Did not see action and was redshirted ... Member of the 2015 signing class ... **HIGH SCHOOL:** Rated a 4-star prospect by **247Sports** ... Listed as the No. 30 offensive tackle in the nation and the No. 11 prospect in Tennessee by **Scout**, No. 21 by **Rivals** and No. 23 by **ESPN** ... Named a finalist for Tennessee's Mr. Football in the line-man category for Class 1A ... Garnered **MaxPreps** Small Schools All-American, **Tennessee Sports Writers Association** All-State and **The Tennessean** All-Midstate honors ... Helped Nashville Christian to a 12-1 record and a Class A semifinal appearance, anchoring the offensive line for a unit that averaged nearly 40 points and 300 yards per game ... Listed as the No. 10 player on **The Tennessean's** Dandy Dozen ... Coached in high school by Jeff Brothers ... **PERSONAL:** Son of Doug and Ann Givens ... Full name is Alexander Reed Givens ... Born: Jan. 28, 1997 ... Wants to work in project management ... Business management major ... SEC Academic Honor Roll in 2015 ... Made U.M.A.A. Honor Roll for Fall 2015 and Spring 2016 ... National Football Foundation Freshman Scholar-Athlete.



94 - WILL GLEESON
6-3 • 192 • SR-3L • P
MELBOURNE, AUSTRALIA
(VIEWBANK COLLEGE)

Returning starting punter and holder ... Versatile punter who can kick from the pocket or roll out rugby-style ... Gives the punt unit a tactical advantage ... 2016:

Played in every game, rotating punt duties with Gary Wunderlich ... Ranked fifth among SEC punters with a 44.1-yard average ... Also served as the holder on field goals and PATs ... Earned third letter ... vs. #4 *Florida State* (9/5/16): Had one punt for 44 yards, which was returned for a 5-yard loss ... vs. *Wofford* (9/10/16): Had one punt for 45 yards ... vs. #1 *Alabama* (9/17/16): Punted twice for a 48.5-yard average ... vs. #11 *Georgia* (9/24/16): Three punts for a 46.3-yard average, landing all inside the 20 ... vs. *Memphis* (10/1/16): Both of his punts (40.5-yard average) landed inside the 20 ... at #22 *Arkansas* (10/15/16): Punted twice for a 41.5-yard average with one inside the 20 ... at #23 *LSU* (10/22/16): Booted a season-high eight punts for a 44.8-yard average, with two inside the 20 and a long of 53 ... vs. #15 *Auburn* (10/29/16): One punt for 38 yards ... vs. *Georgia Southern* (11/5/16): Landed his only punt, a 42-yarder, inside the 20 ... at #8 *Texas A&M* (11/12/16): Punted once for 38 yards ... at *Vanderbilt* (11/19/16): Punted four times for a 41.5-yard average, landing one inside the 20 ... vs. *Mississippi State* (11/26/16): Two punts for a 52.0-yard average and a 14-yard rush on a fake punt that resulted in a first down ... 2015: Served as the Rebels' primary punter for the second straight year ... His directional punts helped Ole Miss rank second in the SEC and 32nd nationally in punt return defense (5.94 yards per opponents' return) ... Ole Miss also ranked fifth in the league and 27th nationally in net punting (39.3) ... Punted 43 times for a 40.7-yard average with five boots of 50+ yards and 11 landing inside the 20 ... Earned second letter ... vs. *UT Martin* (9/5/15): Punted twice for a 46.0-yard average, landing one inside the 20 ... vs. *Fresno State* (9/12/15): Had one punt for 34 yards ... at #2 *Alabama* (9/19/15): Pinned three of five punts inside the 20 with a long of 49 ... vs. *Vanderbilt* (9/26/15): Punted four times for a 50.8-yard average (long of 62) and had a 3-yard run for a first down on a successful fake punt ... at #23 *Florida* (10/3/15): Punted five times for a 43.8-yard average, landing one inside the 20 ... vs. *New Mexico State* (10/10/15): One punt for 46 yards ... at #22 *Memphis* (10/17/15): Punted five times for a 38.4-yard average with one inside the 20 ... vs. #15 *Texas A&M* (10/24/15): Punted three times for a 44.3-yard average with one inside the 20 ... at *Auburn* (10/31/15): Punted four times for a 40.8-yard average with two inside the 20 ... vs. *Arkansas*

(11/7/15): Punted three times for a 44.7-yard average ... vs. #15 *LSU* (11/21/15): Punted six times for a 35.7-yard average, landing one inside the 20 ... at #21 *Mississippi State* (11/28/15): Punted twice for a 15.5-yard average ... *Sugar Bowl* vs. #16 *Oklahoma State* (1/1/16): Punted twice for a 44.0-yard average ... Preseason All-SEC third team (**Phil Steele**) ... Ray Guy Award watch list ... 2014: As the Rebels' primary punter, ranked sixth in SEC and 28th in NCAA with 42.9 yards per punt ... Pinned 41.4 percent of his punts inside the 20 (24 of 58) and booted 12 punts of 50+ yards ... Played in 11 games ... Did not play against Vanderbilt or Presbyterian as Ole Miss did not attempt a punt ... Earned first letter ... vs. *Boise State* (8/28/14): Playing in his first ever American football game, had a sensational debut with three of four punts landing inside the 20 and a long punt of 70 yards ... Named National Punter of the Week (**Ray Guy Award**, **CFPA**) ... vs. *UL-Lafayette* (9/13/14): Punted three times, landing two inside the 20 ... vs. *Memphis* (9/27/14): Punted four times for a 46.2-yard average, landing two inside the 20 ... vs. #1 *Alabama* (10/4/14): Five punts for a 47.6-yard average, landing two inside the 20 ... Honorable mention National Punter of the Week (**CFPA**) ... at #14 *Texas A&M* (10/11/14): Punted seven times for a 42.7-yard average, pinning three inside the 20 ... vs. *Tennessee* (10/18/14): Punted nine times for a 48.2-yard average and a long of 67, pinning four inside the 20 ... Named National Punter of the Week (**Ray Guy Award**) ... at #23 *LSU* (10/25/14): Pinned four of his six punts inside the 10-yard line en route to SEC Special Teams Player of the Week ... vs. #3 *Auburn* (11/1/14): Punted three times for a 35.0-yard average ... at *Arkansas* (11/22/14): Punted twice with a long of 54 and one inside the 20 ... vs. #4 *Mississippi State* (11/29/14): Punted seven times for a 38.9-yard average with two inside the 20 ... *Chick-fil-A Peach Bowl* vs. #6 *TCU* (12/31/14): Punted eight times for a 43.1-yard average with a long of 65 and one inside the 20 ... 2013: Did not see action and was redshirted ... Joined the team in the fall ... **HIGH SCHOOL:** Attended high school at Viewbank College in Heidelberg, Melbourne ... Trained under Nathan Chapman at Prokick Australia ... Played youth league Australian football, basketball and track ... Team captain in football and state champion in the high jump and long jump in track ... **PERSONAL:** Son of Steve and Sally Gleeson ... Full name is William Thomas Gleeson ... Born: Aug. 17, 1993 ... Brother, Tim, was a punter at Wyoming ... Majoring in accountancy ... Made Chancellor's Honor Roll for Fall 2014, 2015 and 2016 and Spring 2017; and U.M.A.A. Honor Roll for Spring 2014 and 2016 ... Named to SEC Academic Honor Roll in 2013, 2014, 2015 and 2016 ... 3.54 GPA.

GLEESON'S CAREER STATISTICS

—PUNTING—

Year	G	No.	Yds	LP	Avg	Blk	I20
2014	11	58	2491	70	42.9	0	24
2015	13	43	1748	62	40.7	0	11
2016	12	28	1235	60	44.1	0	10
Total	36	129	5474	70	42.4	0	45

—RUSHING—

Year	G-S	Att	Yds	TD	Lg	Avg.
2015	13-0	1	3	0	3	3.0
2016	12-0	1	14	0	14	14.0
Total	36-0	2	17	0	14	8.5

GLEESON'S CAREER HIGHS

PUNTS: 9, vs. Tennessee (10/18/14)
PUNTING YARDS: 434, vs. Tennessee (10/18/14)
LONGEST PUNT: 70, vs. Boise State (8/28/14)
RUSHING ATTEMPTS: 1, 2x, MR: vs. Mississippi State (11/26/16)
RUSHING YARDS: 14, vs. Mississippi State (11/26/16)
LONGEST RUSH: 14, vs. Mississippi State (11/26/16)



21 - JAVIEN HAMILTON
5-10 • 176 • JR-JC • DB
LOUIN, MISS.
(BAY SPRINGS/
JONES COUNTY JC)

Listed No. 2 at CB ... Runs well ... Plays bigger than his size ... Still learning the defense ... **JUNIOR COLLEGE:** Rated a

4-star prospect and the No. 24 overall junior college recruit in the country by **ESPN** ... Tabbed the sixth-best JUCO CB in the nation by **ESPN** ... Rated a 3-star prospect by the other major recruiting services ... Member of the **ESPN JUCO 50** and the **Scout JUCO Top 100** ... Second team All-MACJC selection as a sophomore after finishing with 27 tackles and a forced fumble in nine games ... As a freshman, averaged 23.3 yards per kick return and had 22 tackles on defense ... **HIGH SCHOOL:** As a senior at Bay Springs High School, collected 28 tackles and had one interception ... Also had 451 all-purpose yards and four touchdowns on offense ... Coached in high school by Dan Brady ... **PERSONAL:** Son of Nancy Wilson ... Full name is Javien Demichael Hamilton ... Born: Sept. 2, 1996 ... Cousin of former Ole Miss and current Indianapolis Colts wide receiver, Donte Moncrief ... Majoring in general studies (minors in legal studies, recreation administration, sociology).



4 - C.J. HAMPTON
6-0 • 190 • SR-3L • DB
MERIDIAN, MISS.
(MERIDIAN)

Tied atop the depth chart at free safety ... Understands the system ... Can improve as he plays more under control ... 2016: Saw action at free safety and on special teams

in every game ... Totaled 16 tackles on the year ... Earned third letter ... vs. *Wofford* (9/10/16): Made four tackles and forced a fumble ... vs. #1 *Alabama* (9/17/16): Made one tackle ... vs. #11 *Georgia* (9/24/16): Made five tackles (four solo) ... at #22 *Arkansas* (10/15/16): Made three tackles ... at *Vanderbilt* (11/19/16): Made two tackles (one solo) ... vs. *Mississippi State* (11/26/16): One solo stop ... 2015: Played in nine games with four starts at free safety ... Totaled 27 tackles, 1.0 TFL and a pass breakup ... Helped Ole Miss rank top three among SEC teams in tackles for loss (8.1/game - 7th in NCAA), interceptions (15 - t23rd in NCAA) and takeaways (23 - t38th in NCAA) ... Missed the LSU and Mississippi State games with a stinger in his arm ... Earned second letter ... vs. *Vanderbilt* (9/26/15): Had one tackle and broke up a pass ... vs. *New Mexico State* (10/10/15): Made his first career start and posted three solo tackles ... at #22 *Memphis* (10/17/15): Shared the team lead with a career-high 11 tackles (10 solo) in start ... vs. #15 *Texas A&M* (10/24/15): Made three solo tackles in start ... at *Auburn* (10/31/15): Made three tackles (two solo) ... vs. *Arkansas* (11/7/15): Had three tackles (two solo) in start ... *Sugar Bowl* vs. #16 *Oklahoma State* (1/1/16): Tallied three solo tackles with a TFL ... *Spring 2015:* Received the Jeff Hamm Award as the team's most improved defensive player of the spring ... 2014: Played in every game as a backup safety and on special teams ... Totaled 10 tackles on the year ... Earned first letter ... vs. *Boise State* (8/28/14): Made his Ole Miss debut ... at *Vanderbilt* (9/6/14): Made two tackles (one solo) ... vs. *UL-Lafayette* (9/13/14): Posted three stops (one solo) ... vs. *Memphis* (9/27/14): Made one tackle ... vs. #1 *Alabama* (10/4/14): Made one tackle ... at #23 *LSU* (10/25/14): One tackle ... vs. *Presbyterian* (11/8/14): Made two stops (one solo) ... Graduated high school early and enrolled at Ole Miss in January 2014 ... Member of the 2014 signing class ... **HIGH SCHOOL: U.S. Army** All-American ... Consensus 4-star recruit and the No. 59 prospect nationally according to **247Sports**, **Scout** and **ESPN** ... All-state selection and the Region 3-6A Defensive Player of the Year after his senior season ... Registered 111 tackles and four interceptions while helping Meridian to the 6A state semifinals as a senior ... **The Clarion-Ledger** Dandy Dozen selection ... Chosen for the Alabama-Mississippi All-Star Game ... Coached in high

school by Larry Weems ... **PERSONAL:** Son of Calvin and Chante Hampton ... Full name is C.J. Deshawn Hampton Jr. ... Born: Jan. 31, 1996 ... Psychology major ... Relative of former NFL safety Dexter McCleon.

HAMPTON'S CAREER STATISTICS

—DEFENSE—

Year	G-S	UT	AT	TT	TFL-YDS	Sacks-Yds
2014	13-0	4	6	10	0.0-0	0.0-0
2015	9-4	23	4	27	1.0-5	0.0-0
2016	12-0	7	9	16	0.0-0	0.0-0
Total	34-4	34	19	53	1.0-5	0.0-0

Year	CF	FR	PD	PRES	INT	BLK
2014	0	0	0	0	0	0
2015	0	0	1	0	0	0
2016	1	0	0	0	0	0
Total	1	0	1	0	0	0

HAMPTON'S CAREER HIGHS

TACKLES: 11, at Memphis (10/17/15)
 SOLO TACKLES: 10, at Memphis (10/17/15)
 TFLs: 1.0, vs. Oklahoma State (11/1/16)
 PASSES DEFENDED: 1, vs. Vanderbilt (9/26/15)
 FUMBLES FORCED: 1, vs. Wofford (9/10/16)



15 - MYLES HARTSFIELD
 5-11 • 199 • SO-1L • DB
 SAYREVILLE, N.J.
 (EAST COAST PREP)

Enters fall as a starter at cornerback after shifting over from safety in the spring ... One of the standouts of spring practice ... Has flexibility to play multiple spots ...

2016: Freshman All-America third team (**Athlon**) ... Freshman All-SEC (**Athlon**, **Gridiron Now**) ... True freshman who started every game in the defensive backfield (11 at Rover, 1 at Huskie) ... Ranked fourth among SEC freshmen with 3.6 tackles/game ... Fifth on team with 43 total tackles ... Also had 2.0 TFLs and a pass breakup ... Earned first letter ... vs. #4 Florida State (9/5/16): Started at Rover in his college debut, recording five solo stops ... vs. Wofford (9/10/16): Posted two tackles (one solo) ... vs. #1 Alabama (9/17/16): Tallied four tackles (three solo) and a QB hurry ... vs. #11 Georgia (9/24/16): Made one tackle ... vs. Memphis (10/1/16): Posted three solo stops and broke up a pass ... at #22 Arkansas (10/15/16): Made five tackles (two solo) ... at #23 LSU (10/22/16): Totaled four tackles (one solo) ... vs. #15 Auburn (10/29/16): Posted five solo stops ... vs. Georgia Southern (11/5/16): Totaled five tackles (two solo), including a TFL ... at #8 Texas A&M (11/12/16): Posted one solo stop for a 1-yard loss ... at Vanderbilt (11/19/16): Made four tackles (three solo) ... vs. Mississippi State (11/26/16): Made his first start at Huskie safety and had four tackles (three solo) ... Member of 2016 signing class ... **PREP SCHOOL:** Listed as a 4-star recruit by **Scout** ... Ranked the No. 1 prep school safety by **247Sports** ... Made 29 tackles, two interceptions and seven pass breakups for ECP in 2015 ... Also added 200 yards receiving on offense ... **HIGH SCHOOL:** As a senior at Sayreville High, scored 12 TDs ... Coached at ECP by Dick Bell and by George Najjar in high school ... A high school All-American in track & field ... Placed fifth in the triple jump at the 2015 **New Balance** National meet ... Had big-time high school bests of 50-1.5 in the triple jump and 23-3.75 in the long jump ... **PERSONAL:** Son of Darrel and Wandra Hartsfield ... Full name is Myles Darrel Hartsfield ... Born: Aug. 5, 1997 ... Broadcast journalism major ... Would like to go into sports broadcasting.

HARTSFIELD'S CAREER STATISTICS

—DEFENSE—

Year	G-S	UT	AT	TT	TFL-YDS	Sacks-Yds
2016	12-12	29	14	43	2.0-2	0.0-0
Total	12-12	29	14	43	2.0-2	0.0-0

Year	CF	FR	PD	PRES	INT	BLK
2016	0	0	1	1	0	0
Total	0	0	1	1	0	0

HARTSFIELD'S CAREER HIGHS

TACKLES: 5, 3x, MR: vs. Georgia Southern (11/5/16)
 SOLO TACKLES: 5, 2x, MR: vs. Auburn (10/29/16)
 TFLs: 1.0, 2x, MR: at Texas A&M (11/12/16)
 PASSES DEFENDED: 1, vs. Memphis (10/1/16)
 QB HURRIES: 1, vs. Alabama (9/17/16)



38 - MARQUIS HAYNES
 6-3 • 230 • SR-3L • DE
 JACKSONVILLE, FLA.
 (FORK UNION MILITARY)

Preseason All-America third team (**Athlon**) ... Preseason All-SEC first team (**Athlon**, **Lindy's**, **Phil Steele**) ... Rated the No. 4 DE in the nation by **Lindy's** and the No. 52

overall player in the country by **Sports Illustrated** and No. 100 by **NFL.com** ... Returning starter at DE ... Gifted pass rusher with all the tools to improve in stopping the run ... Works hard ... A leader on the defense ... **CAREER:** Enters senior season ranked third in school history with 24.5 career sacks and fourth with 36.5 TFLs ... 2016: All-SEC third team (**Athlon**, **Phil Steele**) ... Led team in TFLs (11.0), sacks (7.0), forced fumbles (3) and QB hurries (8) ... Third on team with 53 tackles ... Tied for second in SEC and 15th nationally with three forced fumbles ... 11th in SEC with 0.58 sacks/game ... Of the Rebels' 16 turnovers forced in 2016, Haynes was involved in seven of them (3 FF, 1 FR, 1 INT, 2 QBH) ... Started every game at DE ... Earned third letter ... vs. #4 Florida State (9/5/16): Posted six tackles (four solo) with a sack ... vs. Wofford (9/10/16): Had five tackles (one solo) ... vs. #1 Alabama (9/17/16): Made four solo tackles with 2.0 TFLs and a strip sack that led to a Rebel touchdown on the John Youngblood fumble return ... vs. #11 Georgia (9/24/16): Broke up a pass and posted a QB hurry ... vs. Memphis (10/1/16): Had a big game with six tackles (four solo), 2.0 TFLs, a sack, a forced fumble and two QB hurries ... Made the PFF Week 5 National Team of the Week ... at #22 Arkansas (10/15/16): Had a big game with five tackles (three solo), a sack and his first career INT which he returned 17 yards ... at #23 LSU (10/22/16): Registered three tackles (one solo) with one sack, while also forcing a fumble, recovering a fumble and recording a QB hurry ... vs. #15 Auburn (10/29/16): Posted five solo tackles, 1.0 TFL, a pass breakup and a QB hurry ... vs. Georgia Southern (11/5/16): Made four tackles, broke up a pass and registered two QB hurries ... at #8 Texas A&M (11/12/16): Made three solo tackles, including 2.0 TFLs and a sack, adding one QB hurry ... at Vanderbilt (11/19/16): Posted three tackles ... vs. Mississippi State (11/26/16): Led the Rebels with nine tackles, including a sack ... Preseason All-America fourth team (**Phil Steele**) ... Preseason All-SEC second team (**Athlon**, **Birmingham News**, **Lindy's**), third team (**Coaches**, **Media**, **Phil Steele**) ... On preseason watch lists for the Chuck Bednarik Award, Bronko Nagurski Trophy and Rotary Lombardi Award ... Ranked the nation's No. 81 overall player by **NFL.com** and the No. 8 DE in the country by **Lindy's** ... 2015: All-SEC second team (**Coaches**, **AP**, **Phil Steele**) ... SEC All-Bowl team (**ESPN**) ... Three-time SEC Defensive Lineman of the Week in 2015 and four times in the first two years of his career ... Tied for fourth among SEC players and 19th in the nation with 10.0 sacks, which matched the school record for a season ... Ranked fifth in the SEC and 27th in the nation with 16.5 TFLs (seventh-most in a season in school history) ... Tied for fourth in the SEC and 26th nationally with three forced fumbles ... His 7.0 sacks against SEC opponents were tied for second-most in the league ... Team leader in sacks, TFLs and forced fumbles, ranking fifth with 43 total tackles ... Helped Ole Miss rank top three among SEC teams in tackles for loss (8.1/game - 7th in NCAA), interceptions (15 - t23rd in NCAA) and takeaways (23 - t38th in NCAA) ... Started 12 of 13 games ... Earned second letter ... vs. UT Martin (9/5/15): Made a solo stop and had a QB hurry in start ... vs. Fresno State (9/12/15): Had three tackles (one solo), including a TFL and 0.5 sack in start ...

at #2 Alabama (9/19/15): Posted four stops (one solo) and a QB hurry that led to an interception late in the fourth quarter to help seal the Rebels' win, in start ... vs. Vanderbilt (9/26/15): Made three tackles (one solo), including 0.5 TFL, and posted a QB hurry, in start ... at #23 Florida (10/3/15): Made three tackles (two solo) and a sack in start ... vs. New Mexico State (10/10/15): Had two sacks, forced a fumble and batted down a pass, in start ... at #22 Memphis (10/17/15): Posted four stops (three solo) with 0.5 TFL and a QB hurry in start ... vs. #15 Texas A&M (10/24/15): Named SEC D-Lineman of the Week after posting 3.0 TFLs, 2.0 sacks, a forced fumble and a pass breakup ... at Auburn (10/31/15): Earned SEC D-Lineman of the Week for the second straight game after posting a career-high six tackles, 3.0 TFLs, 2.0 sacks and a QB hurry in start ... vs. Arkansas (11/7/15): Had five tackles (three solo) with a sack, a forced fumble and two QB hurries, in start ... vs. #15 LSU (11/21/15): Named SEC D-Lineman of the Week after posting four tackles (two solo), a TFL, a fumble recovery and a QB hurry, in start ... at #21 Mississippi State (11/28/15): Recorded a sack in start ... Sugar Bowl vs. #16 Oklahoma State (1/1/16): Posted four tackles (three solo) with 2.5 TFLs and 0.5 sack in start ... Preseason All-SEC third team (**League Media**, **Athlon**, **Lindy's**, **College Sports Madness**, **CFB Matrix**), fourth team (**Phil Steele**) ... 2014: Freshman All-America first team (**Sporting News**, **ESPN**, **Scout**, **Phil Steele**, **247Sports**, **Sports on Earth**) ... SEC All-Freshman (**Coaches**) ... Tied for ninth in SEC with an Ole Miss freshman record 7.5 sacks ... Tied for fourth among all freshmen in the nation in sacks ... Tied for second in the SEC and 24th in the nation with three forced fumbles ... Tied for team lead with 9.0 TFLs and led team with eight QB hurries, while recording 31 tackles and recovering one fumble ... Played in every game with four starts at DE ... Helped Ole Miss lead the nation in scoring defense (16.0 ppg) and lead the SEC in tackles for loss (7.6/game) ... Earned first letter ... vs. Boise State (8/28/14): Started at DE and posted two tackles, 1.5 TFLs, a sack and a QB hurry ... vs. UL-Lafayette (9/13/14): Posted four stops (three solo), a forced fumble and QB hurry ... vs. Memphis (9/27/14): Had a timely sack and forced fumble that spurred the Rebels to big fourth quarter ... vs. #1 Alabama (10/4/14): Had three tackles (one solo) with 0.5 TFL and a PBU ... at #14 Texas A&M (10/11/14): Had four tackles (two solo) and a pair of sacks ... SEC D-Lineman of the Week ... vs. Tennessee (10/18/14): Monster game with five tackles, 2.5 sacks, a forced fumble, a fumble recovery and a QB hurry en route to SEC Freshman of the Week honors ... at #23 LSU (10/25/14): Made one stop ... vs. #3 Auburn (11/1/14): Had three tackles, a PBU and a QB hurry in start ... vs. Presbyterian (11/8/14): Had one tackle and a QB hurry ... at Arkansas (11/22/14): Credited with two QB hurries ... vs. #4 Mississippi State (11/29/14): Had five tackles (three solo) with a sack and a QB hurry in start ... Chick-fil-A Peach Bowl vs. #6 TCU (12/31/14): Recorded two stops (one solo) and 0.5 TFL in start ... Had seven tackles and 2.0 sacks in the spring game ... Signed with Ole Miss and enrolled in classes in January 2014 ... Member of the 2014 signing class ... **HIGH SCHOOL:** Consensus 3-star recruit and the No. 6 prep school prospect in the country according to **247Sports** ... Listed as the top prep school DE by **247Sports** and **Rivals** ... Had 16 sacks, nine forced fumbles and an INT at Fork Union ... Originally part of North Carolina's 2013 signing class ... Played high school ball at University Christian School, where he led his team to the Florida 2A state title as a senior ... Coached in high school by David Pendland III ... **PERSONAL:** Son of Maurice and Kim Haynes ... Full name is Marquis Jacori Haynes ... Born: Dec. 16, 1993 ... Majoring in general studies (minors in education, legal studies, recreation administration).

M. HAYNES' CAREER STATISTICS

—DEFENSE—

Year	G-S	UT	AT	TT	TFL-YDS	Sacks-Yds
2014	13-4	17	14	31	9.0-75	7.5-72
2015	13-12	29	14	43	16.5-92	10.0-76
2016	12-12	29	24	53	11.0-65	7.0-53
Total	38-28	75	52	127	36.5-232	24.5-201

Year	CF	FR	PD	PRES	INT	BLK
2014	3	1	2	8	0	0
2015	3	1	2	8	0	0
2016	3	1	4	8	1	0
Total	9	3	8	24	1	0

M. HAYNES' CAREER HIGHS

TACKLES: 9, vs. Mississippi State (11/26/16)
 SOLO TACKLES: 6, at Auburn (10/31/15)
 TFLs: 3.0, 2x, MR: at Auburn (10/31/15)
 SACKS: 2.5, vs. Tennessee (10/18/14)
 FORCED FUMBLES: 1, 9x, MR: at LSU (10/22/16)
 FUMBLES RECOVERED: 1, 3x, MR: at LSU (10/22/16)
 INTERCEPTIONS: 1, at Arkansas (10/15/16)
 PASSES DEFENDED: 1, 8x, MR: vs. Georgia Southern (11/5/16)
 QB HURRIES: 2, 4x, MR: vs. Georgia Southern (11/5/16)



84 - NICK HAYNES

6-1 • 221 • FR-TR • TE
 WASHINGTON, PA.
 (MCGUFFEY/WEST LIBERTY)

Non-scholarship player who joined the team for spring drills ... Quality new walk-on who has a high football IQ and is a hard worker ... **WEST LIBERTY UNIVERSITY**

(2016): Member of the West Liberty football team for one season, but did not see action ... **HIGH SCHOOL:** Made eight interceptions and 104 tackles as a safety his senior year at McGuffey High School in Claysville, Pennsylvania ... Earned all-conference and all-district honors ... Coached in high school by Ed Dalton ... Also played basketball and ran track ... Member of the National Honor Society ... **PERSONAL:** Son of Bill and Roseann Haynes ... Full name is Nicholas Joseph Haynes ... Born: Jan. 11, 1997 ... Plans to become a dentist ... Business major ... Made Dean's Honor Roll for Spring 2017.



96 - JORDAN HEBERT

5-11 • 291 • JR-2L • DT
 KLEIN, TEXAS
 (KLEIN)

2016: Played in two games as a reserve nose tackle ... Earned second letter ... vs. *Wofford (9/10/16)*: Collected his first career tackle and first career fumble recovery ... vs. *#11 Georgia (9/24/16)*: Made one solo stop ... 2015: Saw action in one game at defensive tackle ... Earned first letter ... *Sugar Bowl vs. #16 Oklahoma State (1/1/16)*: Made his college debut ... Non-scholarship player who joined the team in the fall ... **HIGH SCHOOL:** Played fullback for two years at Klein High School under coach Shane Hallmark ... Also lettered in wrestling and track & field ... Was a district champion and two-time state qualifier in wrestling, placing top eight in the state for the 220-pound weight class ... **PERSONAL:** Son of Richard and Marie Hebert ... Full name is Jordan Haydel Hebert ... Born: Feb. 18, 1996 ... Majoring in general studies (minors in education, legal studies, recreation administration) ... Youngest of 11 children in his family ... Brother, Jason, spent time in the NFL with the San Diego Chargers, Tennessee Titans and Oakland Raiders ... Would like to become a high school football coach ... Made U.M.A.A. Honor Roll for Spring 2016.

HEBERT'S CAREER STATISTICS

—DEFENSE—

Year	G-S	UT	AT	TT	TFL-YDS	Sacks-Yds
2015	1-0	0	0	0	0.0-0	0.0-0
2016	2-0	2	0	2	0.0-0	0.0-0
Total	3-0	2	0	2	0.0-0	0.0-0

Year	CF	FR	PD	PRES	INT	BLK
2015	0	0	0	0	0	0
2016	0	1	0	0	0	0
Total	0	1	0	0	0	0

HEBERT'S CAREER HIGHS

TACKLES: 1, 2x, MR; vs. Georgia (9/24/16)
 SOLO TACKLES: 1, 2x, MR; vs. Georgia (9/24/16)
 FUMBLE RECOVERIES: 1, vs. Wofford (9/10/16)



17 - WILLIE HIBBLER

6-3 • 227 • SO-1L • LB
 SARDIS, MISS.
 (NORTH PANOLA)

Tied for No. 2 at Will linebacker ... Tall, rangy athlete with big upside ... Was improving his knowledge and communication when he got hurt in the spring ...

2016: Saw action in eight games with one start at Mike LB ... Totaled nine tackles with 1.5 TFLs ... Earned first letter ... vs. *#4 Florida State (9/5/16)*: Saw action on special teams in his college debut ... vs. *Wofford (9/10/16)*: Made four tackles (two solo) with 0.5 TFL ... vs. *#11 Georgia (9/24/16)*: Made one tackle for a 4-yard loss ... at *#23 LSU (10/22/16)*: Made one solo stop ... vs. *#15 Auburn (10/29/16)*: Made his first career start (Mike LB) and posted three tackles ... Shifted from tight end to linebacker in the spring ... 2015: Did not see action and was redshirted ... Member of the 2015 signing class ... **HIGH SCHOOL:** A 4-star prospect and No. 7-ranked tight end in the country by *Scout*, which also named him the No. 7 player in Mississippi ... Rated the No. 23 athlete in the country by *Rivals* ... Was selected for the Mississippi-Alabama All-Star Game ... No. 12 on *The Clarion-Ledger's Targeted 22* ... Battled injuries in his senior season, playing in only eight games ... Caught 15 passes for four touchdowns and rushed 14 times for 106 yards and a score ... Coached in high school by Derek King ... **PERSONAL:** Son of Eric Hibbler Sr. and Gloria Henderson ... Full name is Willie Andrew Hibbler ... Born: Nov. 28, 1996 ... Wants to start a family trucking industry after football ... Majoring in criminal justice with an emphasis in homeland security.

HIBBLER'S CAREER STATISTICS

—DEFENSE—

Year	G-S	UT	AT	TT	TFL-YDS	Sacks-Yds
2016	8-1	4	5	9	1.5-4	0.0-0
Total	8-1	4	5	9	1.5-4	0.0-0

Year	CF	FR	PD	PRES	INT	BLK
2016	0	0	0	0	0	0
Total	0	0	0	0	0	0

HIBBLER'S CAREER HIGHS

TACKLES: 4, vs. Wofford (9/10/16)
 SOLO TACKLES: 2, vs. Wofford (9/10/16)
 TFLs: 1.0, vs. Georgia (9/24/16)



52 - MICHAEL HOWARD

6-5 • 257 • SO-1L • OL
 GREEN COVE SPRINGS, FLA.
 (CLAY)

Could see action as a reserve tackle and as a tight end in short yardage and goal line situations ... 2016: Saw action in every game as a blocker on special teams ...

Earned first letter ... vs. *#4 Florida State (9/5/16)*: Saw action on special teams in his college debut ... 2015: Did not see action and was redshirted ... Member of the 2015 signing class ... **HIGH SCHOOL:** Rated a 4-star prospect and ranked 239th on the *ESPN300* list ... Listed as a 3-star prospect by the other major recruiting services ... *ESPN* tabbed him as the nation's No. 25 OT and No. 44 overall player in Florida ... Rated the No. 16 prospect in the Jacksonville area by the *Florida Times-Union* ... Named Class 5A All-State after leading Clay to a 10-2 record his senior year ... Coached in high school by Josh Hoekstra ... **PERSONAL:** Son of Lynn Howard and the late Steve Howard ... Full name is Michael Alen Howard ... Born: June 4, 1997 ... Wants to be a strength and conditioning coach ... Majoring in exercise science.



12 - VAN JEFFERSON

6-2 • 195 • SO-1L • WR
 BRENTWOOD, TENN.
 (RAVENWOOD)

Listed No. 1 at slot receiver ... Could also return punts ... Preseason All-SEC fourth team (*Phil Steele*) ... Probably the most polished receiver on the roster ... Precise

route runner ... Coach's son who is football savvy ... *Spring 2017:* Caught six passes for 126 yards and a TD in the Grove Bowl ... 2016: Freshman All-America third team - all-purpose (*Athlon*) ... Freshman All-SEC first team (*Coaches, Gridiron Now*), second team (*Athlon*) ... Finished second on team with 49 catches, third with 543 receiving yards ... Caught three TD passes ... Also returned four punts for 11 yards and rushed five times for 40 yards on the season ... Ranked second among SEC freshmen with 4.1 catches/game and third with 45.2 receiving ypg ... Started every game at slot receiver ... Earned first letter ... vs. *#4 Florida State (9/5/16)*: Started at slot receiver in his college debut, recording two catches for 23 yards and a 20-yard touchdown ... vs. *Wofford (9/10/16)*: Had four catches for 31 yards and one punt return for 6 yards ... vs. *#1 Alabama (9/17/16)*: Caught six passes for 91 yards ... vs. *#11 Georgia (9/24/16)*: Had two catches for 20 yards, rushed three times for 30 yards and returned two punts for 7 yards ... vs. *Memphis (10/11/16)*: Caught a team-high seven passes for 79 yards ... at *#22 Arkansas (10/15/16)*: Caught one pass for 16 yards ... at *#23 LSU (10/22/16)*: Had four catches for 43 yards and a TD ... vs. *#15 Auburn (10/29/16)*: Had four catches for 41 yards ... vs. *Georgia Southern (11/5/16)*: Caught four passes for 49 yards ... at *#8 Texas A&M (11/12/16)*: Made four catches for 51 yards, including a 32-yard TD from Shea Patterson that pulled the Rebels to within two points at 28-26 with 5:17 left in the game ... at *Vanderbilt (11/19/16)*: Had six catches for 52 yards ... vs. *Mississippi State (11/26/16)*: Caught five passes for 47 yards and rushed twice for 10 yards ... Received the Eli Manning Award as the Rebels' most improved offensive player in the spring ... 2015: Did not see action and was redshirted ... Member of the 2015 signing class ... **HIGH SCHOOL:** Selected to play in the U.S. Army All-American Bowl ... Rated a 4-star prospect by all the major recruiting services ... Member of the *ESPN 300*, *Rivals 250* and *Scout National 300* ... Listed as the No. 100 overall prospect in the nation by *Scout* ... Listed as the No. 11 wide receiver in the nation by *247Sports* and No. 13 by *Rivals* and *Scout* ... Rated the No. 2 overall prospect in Tennessee by *Scout*, No. 5 by *247Sports* and *ESPN* and No. 6 by *Rivals* ... Participated in *Nike's* The Opening camp ... Named a finalist for Tennessee's Mr. Football in the back category for Class AAA ... Garnered *Tennessee Sports Writers Association* All-State and *The Tennessean* All-Midstate honors, hauling in 67 catches for 1,223 yards and 13 touchdowns, helping lead Ravenwood to a 14-1 record and a Class AAAAAA runner-up finish ... Totaled 87 catches for 1,251 yards and 14 TDs as a junior ... Listed No. 3 on *The Tennessean's* Dandy Dozen ... Coached in high school by Will Hester ... **PERSONAL:** Son of Shawn and Maria Jefferson ... Full name is Vanchi Lashawn Jefferson Jr. ... Born July 26, 1996 ... Wants to play in the NFL then be a meteorologist ... Father Shawn played 13 years in the NFL as a wide receiver and has coached in the NFL as a wide receivers coach for the Detroit Lions, Tennessee Titans and currently the Miami Dolphins ... Majoring in criminal justice ... Made Dean's Honor Roll for Spring 2016.

JEFFERSON'S CAREER STATISTICS

—RECEIVING—

Year	G-S	Rec	Yds	TD	Lg	Avg.
2016	12-12	49	543	3	44	11.1
Total	12-12	49	543	3	44	11.1

—RUSHING—

Year	G-S	Att	Yds	TD	Lg	Avg.
2016	12-12	5	40	0	23	8.0
Total	12-12	5	40	0	23	8.0

—PUNT RETURNS—

Year	G	Ret	Yds	TD	Lg	Avg.
2016	12	4	11	0	6	2.8
Total	12	4	11	0	6	2.8

JEFFERSON'S CAREER HIGHS

RECEPTIONS: 7, vs. Memphis (10/1/16)
 RECEIVING YARDS: 91, vs. Alabama (9/17/16)
 LONG RECEPTION: 44, vs. Alabama (9/17/16)
 RECEIVING TDs: 1, 3x, MR: at Texas A&M (11/12/16)
 RUSHING ATTEMPTS: 3, vs. Georgia (9/24/16)
 RUSHING YARDS: 30, vs. Georgia (9/24/16)
 LONGEST RUSH: 23, vs. Georgia (9/24/16)
 PUNT RETURNS: 2, vs. Georgia (9/24/16)
 LONG PUNT RETURN: 6, vs. Wofford (9/10/16)



61 - ELI JOHNSON

6-1 • 300 • FR-RS • C
 TAYLOR, MISS.
 (LAFAYETTE)

Enters fall as the No. 2 center ... Very tough competitor ... Will provide good depth at center ... **2016:** Did not see action and was redshirted ... Early enrollee ... Member of the 2016 signing class ... **HIGH SCHOOL:** Played in the Offense-Defense All-American Senior Bowl ... A consensus 3-star offensive line prospect by the major recruiting services ... Ranked the fourth-best center in the nation by **247Sports** ... Helped his home state to a victory in the Mississippi-Alabama All-Star Classic ... As a senior, helped Lafayette to a 9-3 record and a 4A state quarterfinals appearance ... Led the way for Lafayette's rushing attack that racked up 2,753 yards and 46 TDs ... Named first team all-state by **The Clarion-Ledger, USA Today** and **Mississippi Association of Coaches** ... Coached in high school by Eric Robertson ... High school teammate of Rebels D.K. Buford, Amani Johnson, Jeremy Liggins and Elliot Markuson. ... **PERSONAL:** Son of David and Ashley Johnson ... Full name is David Elijah Johnson ... Born: June 8, 1998 ... Wants to pursue a career in law enforcement or coaching football ... Political science major.



32 - JERRY JOHNSON

5-10 • 197 • SO-JC • DB
 STARKVILLE, MISS.
 (STARKVILLE/MISSISSIPPI DELTA CC)

Non-scholarship player who joined the team for spring drills ... **JUNIOR COLLEGE:** Played his freshman year at Mississippi Delta Community College ... Earned a Superior Academic Achievement award from the MACJC ... **HIGH SCHOOL:** Played safety, linebacker and defensive end for Starkville High ... High school teammate of Rebel WR A.J. Brown ... **PERSONAL:** Son of Jerry and Angela Johnson ... Full name is Jerry Lee Johnson ... Born: Nov. 19, 1995 ... Mechanical engineering major.



54 - SAM JOHNSON

6-1 • 268 • SO-SQ • OL
 NASHVILLE, TENN.
 (CHRIST PRES. ACADEMY)

2016: Did not see action ... **2015:** Did not see action and was redshirted ... Non-scholarship player who joined the team during fall camp ... **HIGH SCHOOL:** Helped lead Christ Presbyterian Academy to an undefeated (15-0) record and a Tennessee 3A state championship in 2014 while earning all-state and all-district honors in football ... Won back-to-back state championships with the basketball team at Christ Presbyterian ... Also threw discus on the track and field team ... Coached in high school by Ingle Martin ... **PERSONAL:** Son of Rip and Lynn Johnson ... Full name is Samuel Evans Johnson ... Born: June 27, 1996 ... Wants to become a financial planner ... Majoring in banking and

finance ... Made Chancellor's Honor Roll for Fall 2015, Spring 2016 and Fall 2016; and Dean's Honor Roll for Spring 2017.



95 - BENITO JONES

6-2 • 315 • SO-1L • DT
 WAYNESBORO, MISS.
 (WAYNE COUNTY)

Preseason All-SEC fourth team (**Phil Steele**) ... Listed No. 1 at nose tackle ... Adjusted well to some changes in technique during spring ... Coaches are looking for him to have a big year ... **2016:** Freshman All-America third team (**Athlon**) ... Freshman All-SEC (**Athlon, Gridiron Now**) ... Ranked seventh among SEC freshmen with 3.2 tackles/game and tied for seventh with 4.5 TFLs ... Played in every game with four starts at DT ... Earned first letter ... vs. #4 **Florida State** (9/5/16): In his college debut, made four tackles (one solo) with 1.5 TFLs ... vs. **Wofford** (9/10/16): Made five tackles (one solo) ... vs. #1 **Alabama** (9/17/16): Made four tackles (two solo) with 1.0 TFL ... vs. #11 **Georgia** (9/24/16): Posted two tackles and a QB hurry ... vs. **Memphis** (10/1/16): Recorded a QB hurry ... at #22 **Arkansas** (10/15/16): Made two tackles (one solo) with a QB hurry ... at #23 **LSU** (10/22/16): Posted three tackles ... vs. #15 **Auburn** (10/29/16): Made four tackles ... vs. **Georgia Southern** (11/5/16): Made his first career start and totaled five tackles with 1.0 TFL and 0.5 sack ... at #8 **Texas A&M** (11/12/16): Made five tackles (four solo) in start ... at **Vanderbilt** (11/19/16): Made four tackles (three solo) with a TFL in start ... vs. **Mississippi State** (11/26/16): Posted one solo stop and a QB hurry in start ... Early enrollee ... Member of the 2016 signing class ... **HIGH SCHOOL:** An **Under Armour** All-America selection and **MaxPreps** Medium Schools All-America pick ... Rated a 5-star recruit by **ESPN** ... Listed as the No. 7 overall recruit by **ESPN**, No. 44 by **Rivals** and No. 49 by **247Sports** ... Nationally ranked on the **Rivals250, Scout300, 247Sports** and **ESPN300** lists ... Listed as a top-10 national defensive tackle prospect by all the major recruiting services, as high as No. 4 by **ESPN** ... Racked up five tackles with 4.0 TFLs and a sack in the **Under Armour** All-America game ... Played in the Mississippi-Alabama All-Star Game ... Helped Wayne County to a 5A State Championship ... As a senior, recorded 83 tackles and 14 sacks ... Tabbed the 5A Defensive Player of the Year by the **Mississippi Association of Coaches** ... Named first team all-state by **The Clarion-Ledger** and **USA Today** ... A member of **The Clarion-Ledger's** 2015 Dandy Dozen ... Coached in high school by Todd Mangum ... **PERSONAL:** Son of the late Billy Ray and Juanita Jones ... Full name is Benito Jaquez Jones ... Born: Nov. 27, 1997 ... Majoring in general studies (minors in education, legal studies, recreation administration) ... Hopes to make it to the NFL and own his own ranch one day ... Enjoys raccoon hunting.

B. JONES' CAREER STATISTICS

—DEFENSE—

Year	G-S	UT	AT	TT	TFL-YDS	Sacks-Yds
2016	12-4	13	26	39	4.5-15	0.5-2
Total	12-4	13	26	39	4.5-15	0.5-2

Year	CF	FR	PD	PRES	INT	BLK
2016	0	0	0	4	0	0
Total	0	0	0	4	0	0

B. JONES' CAREER HIGHS

TACKLES: 5, 3x, MR: at Texas A&M (11/12/16)
 SOLO TACKLES: 4, at Texas A&M (11/12/16)
 TFLs: 1.5, vs. Florida State (9/5/16)
 SACKS: 0.5, vs. Georgia Southern (11/5/16)
 QB HURRIES: 1, 4x, MR: vs. Mississippi State (11/26/16)



31 - JAYLON JONES

5-11 • 186 • SO-1L • DB
 DALLAS, TEXAS
 (ALLEN)

Tied atop the depth chart at cornerback ... Smart players ... Understands defense very well ... Can become more vocal ... **Spring 2017:** Talled a game-high six tackles and forced a fumble in the Grove Bowl ... **2016:** Freshman All-America first team (**PFF, Rivals**), second team (**Athlon, Campus Insiders**) ... Freshman All-SEC (**Coaches, Athlon, Gridiron Now**) ... Played in every game with one start at cornerback ... Tied for second on team and ranked third among SEC freshmen with five passes defended ... Also totaled 26 tackles, a forced fumble and fumble recovery ... Earned first letter ... vs. #4 **Florida State** (9/5/16): Saw action at cornerback and on special teams in his college debut, making two tackles (one solo) and breaking up a pass ... vs. #1 **Alabama** (9/17/16): Posted two solo stops ... vs. #11 **Georgia** (9/24/16): Made six tackles (four solo), forced a fumble and broke up a pass ... vs. **Memphis** (10/1/16): Made one tackle and broke up a pass ... at #22 **Arkansas** (10/15/16): Registered two tackles ... at #23 **LSU** (10/22/16): Made three tackles and recovered a fumble ... vs. #15 **Auburn** (10/29/16): Made one tackle ... vs. **Georgia Southern** (11/5/16): Made one tackle ... at #8 **Texas A&M** (11/12/16): Made two solo stops and broke up a pair of passes ... at **Vanderbilt** (11/19/16): Made first career start and tallied six tackles (five solo) ... Member of the 2016 signing class ... **HIGH SCHOOL:** Rated a 4-star prospect by **Rivals, Scout** and **ESPN** ... Rated the nation's ninth-best cornerback by **Scout** ... Listed as the No. 11 safety in the nation according to **ESPN** and No. 19 according to **Rivals** ... Ranked the No. 125 overall prospect according to **Scout** and ranked No. 206 on the **ESPN 300** list ... Named first team All-State by **USA Today** after racking up 61 tackles, 11 pass breakups and an interception as a senior ... Also tabbed all-county, all-area (**Dallas Morning News**) and all-district ... Named Allen High School's Team MVP ... Helped Allen to three straight state title appearances, winning back-to-back titles in 2013 and 2014 ... Returned an interception 100 yards against Austin Westlake in the 6A state semifinals ... Coached in high school by Tom Westerberg ... High school teammate of fellow Rebel Greg Little ... **PERSONAL:** Son of Crystal Walker, Robert Walker and Diedralee Hall ... Full name is Jaylon Terrell Jones ... Born: Oct. 14, 1997 ... Enrolled in the College of Liberal Arts.

J. JONES' CAREER STATISTICS

—DEFENSE—

Year	G-S	UT	AT	TT	TFL-YDS	Sacks-Yds
2016	12-1	16	10	26	0.0-0	0.0-0
Total	12-1	16	10	26	0.0-0	0.0-0

Year	CF	FR	PD	PRES	INT	BLK
2016	1	1	5	0	0	0
Total	1	1	5	0	0	0

J. JONES' CAREER HIGHS

TACKLES: 6, 2x, MR: at Vanderbilt (11/19/16)
 SOLO TACKLES: 5, at Vanderbilt (11/19/16)
 PASSES DEFENDED: 2, at Texas A&M (11/12/16)
 FORCED FUMBLES: 1, vs. Georgia (9/24/16)
 FUMBLE RECOVERIES: 1, at LSU (10/22/16)



7 - JALEN JULIUS

5-10 • 188 • SO-1L • DB
WINTER GARDEN, FLA.
(WEST ORANGE)

Listed No. 3 at CB ... Fast player with good cover skills ... Could also return kicks ... Sat out the Grove Bowl with an arm injury ... **2016:** Freshman All-SEC second team

(Athlon) ... Played in every game with eight starts at CB ... Tied for seventh among SEC freshmen with two passes defended ... Also totaled 21 tackles, 1.5 TFLs and 0.5 sack ... Earned first letter ... *vs. #4 Florida State (9/5/16):* Saw action at cornerback in his college debut ... *vs. Wofford (9/10/16):* Earned his first start at CB and made one tackle ... *vs. #1 Alabama (9/17/16):* Made five tackles (four solo) with 1.0 TFL and a pass breakup in start ... *vs. #11 Georgia (9/24/16):* Started at CB ... *vs. Memphis (10/1/16):* Made six tackles (three solo) with 0.5 sack, in start ... *at #22 Arkansas (10/15/16):* Made three tackles (two solo) and broke up a pass in start ... *at #23 LSU (10/22/16):* Had four tackles (three solo) in start ... *vs. #15 Auburn (10/29/16):* Made one tackle in start ... *at Vanderbilt (11/19/16):* Made one tackle ... **2015:** Did not see action and was redshirted ... Member of the 2015 signing class ... **HIGH SCHOOL:** Rated a 4-star prospect by ESPN and a 3-star prospect by the other major recruiting services ... Ranked 230th on the ESPN300 list ... Listed as the nation's No. 20 athlete by ESPN and No. 27 by Rivals ... Scout rates him as the No. 120 wide receiver, while 247Sports ranks him the No. 101 cornerback ... Rated the 41st-best player in Florida by ESPN ... Listed No. 14 on the Orlando Sentinel's Central Florida Super60 ... Played running back, receiver, cornerback and kick returner for West Orange, helping the team to its best ever record of 11-1 ... Named All-Central Florida second team by the Orlando Sentinel after running for 493 yards and seven touchdowns on 38 carries, while also helping in the passing game and returning two kicks for scores ... Transferred to West Orange from Evans (Orlando, Fla.) after his junior year ... Rushed for almost 700 yards and eight TDs in seven games his junior year ... Coached at West Orange by Bob Head ... **PERSONAL:** Son of James and Yashica Julius ... Full name is Jalen Jamal Julius ... Born: Aug. 19, 1996 ... Wants to become an ESPN sportscaster ... Majoring in general studies (minors in education, journalism, legal studies).

JULIUS' CAREER STATISTICS

—DEFENSE—

Year	G-S	UT	AT	TT	TFL-YDS	Sacks-Yds
2016	12-8	15	6	21	1.5-9	0.5-7
Total	12-8	15	6	21	1.5-9	0.5-7

Year	CF	FR	PD	PRES	INT	BLK
2016	0	0	2	0	0	0
Total	0	0	2	0	0	0

JULIUS' CAREER HIGHS

TACKLES: 6, vs. Memphis (10/1/16)
SOLO TACKLES: 4, vs. Alabama (9/17/16)
TFLs: 1.0, vs. Alabama (9/17/16)
SACKS: 0.5, vs. Memphis (10/1/16)
PASSES DEFENDED: 1, 2x, MR: at Arkansas (10/15/16)



85 - DAWSON KNOX

6-4 • 250 • SO-1L • TE
NASHVILLE, TENN.
(BRENTWOOD ACADEMY)

Enters fall as the starting tight end ... A beast in the weight room ... Can bench press 345 pounds, squat 500 pounds and run a 4.60 40-yard dash ... A leader

among the TEs ... High character young man ... Coaches expect him to have a great season ... Received the Park Stevens Memorial Award as the spring's top walk-on ... **2016:** Played in six games on special teams ... Earned first letter ... *vs. #15 Auburn (10/29/16):* Made his collegiate debut as a special teamer ... at

#8 Texas A&M (11/12/16): Made his first career tackle on an Aggie punt return ... Non-scholarship player who joined the team in 2015 ... **2015:** Did not see action and was redshirted ... Non-scholarship player who joined the team in the offseason ... **HIGH SCHOOL:** Played half a game as Brentwood Academy's starting quarterback before missing the rest of his senior year with an ankle injury ... Completed 9 of 17 passes for 120 yards and a TD, rushed for 40 yards and had an 18-yard catch in that first half ... Played receiver as a junior before growing four inches and gaining 50 pounds prior to his senior season ... Three-year letterman in track & field, where he helped his 4x200m relay to a state runner-up ... High school dunk contest champion ... Coached in high school by Cody White ... High school teammate of Rebels Bryce Mathews, Jack Propst and Isaac Way ... **PERSONAL:** Son of David and Rachel Knox ... Full name is Dawson Alan Knox ... Born: Nov. 14, 1996 ... Considered attending college at Tennessee, Vanderbilt, Duke, Princeton, Harvard, Air Force or Brown before choosing Ole Miss ... Would like to pursue a career as a financial advisor ... Risk and insurance major ... Made Chancellor's Honor Roll for Fall 2015 and Spring 2016; and Dean's Honor Roll for Fall 2016 and Spring 2017 ... SEC Academic Honor Roll in 2016 ... 3.70 GPA.

KNOX'S CAREER STATISTICS

—SPECIAL TEAMS TACKLES—

Year	G	UT	AT	TT
2016	6	1	0	1
Total	6	1	0	1

KNOX'S CAREER HIGHS

TACKLES: 1, at Texas A&M (11/12/16)



57 - CHADWICK LAMAR

6-1 • 206 • JR-2L • LS
OXFORD, MISS.
(OXFORD)

Enters fall camp as the No. 1 long snapper ... **2016:** Saw action in one game (Mississippi State) as a backup long snapper ... Earned second letter ... **2015:** Saw

action in two games as a backup long snapper ... Earned first letter ... **2014:** Did not see action and was redshirted ... Non-scholarship player who joined the team in the fall ... **HIGH SCHOOL:** Three-year letterman at Oxford ... Earned second-team 5A All-State honors as a junior and first-team accolades as a senior from the Mississippi Association of Coaches ... Coached in high school by Johnny Hill ... Also played baseball ... **PERSONAL:** Son of Chad and Nicole Lamar ... Born: April 15, 1996 ... Earned a bachelor's degree in public policy leadership in May ... Begins law school this fall ... Made Chancellor's Honor Roll for Fall 2015, Spring 2016, Fall 2016 and Spring 2017; Dean's Honor Roll for Fall 2014; and U.M.A.A. Honor Roll for Spring 2015 ... SEC Academic Honor Roll in 2015 and 2016 ... Father and grandfather attended Ole Miss ... Grandfather, Wayne Terry Lamar, was an offensive lineman for the Rebels in 1959-60 ... Descendant of L.Q.C. Lamar, who served as Senator, Secretary of the Interior under President Grover Cleveland and Associate Justice of the Supreme Court ... 3.81 GPA.



16 - GRAHAM LINDMAN

6-4 • 216 • JR-JC • QB
NOBLESVILLE, IND.
(HOMESCHOOL/
LINDENWOOD/
SANTA BARBARA CC)

Non-scholarship player who joined the team for spring drills ... Great student of

the game ... **JUNIOR COLLEGE:** Played quarterback as a sophomore for the Santa Barbara City College Vaqueros in 2016 ... Saw action in four games, completing 34 of 55 passes for 454 yards with three touchdowns and one interception ... Most extensive action came in the season opener at Ventura, where he went 15

of 24 for 239 yards with two TDs and no picks ... **LINDENWOOD UNIVERSITY (2014):** Appeared in eight games and was the starting quarterback for the final seven contests for Division II Lindenwood ... Threw for 1,830 yards and nine touchdowns ... Averaged 228.8 passing yards a game, which would have ranked second in the MIAA if he played in one more contest, and was the fifth-most in school history ... Averaged 240.7 passing yards in his seven starts ... Had two 300-yard passing games with 317 against Northwest Missouri and 307 versus Emporia State ... Had three other games with over 200 passing yards, including 299 versus Central Oklahoma ... In his second collegiate drive, completed a pass for a 66-yard touchdown play, his second-longest pass play of the season ... Had a season-high three touchdown passes against Emporia State ... Threw at least one touchdown pass in six of his eight games, and had multiple touchdown passes in two games ... Recorded a season-high 27 completions versus Central Oklahoma, the eighth-most in school history ... Had a season-high 57 pass attempts against Northwest Missouri, the second-most in Lindenwood history ... Set a Lindenwood record with 59 total offensive plays in that same game ... Punted two times on the year, including one inside the 20-yard line ... Named the team's Offensive Player of the Game versus Northwest Missouri ... Received both the MIAA Academic Honor Roll and the MIAA Academic Excellence awards ... **HIGH SCHOOL:** Played for a homeschool football club in Noblesville, Indiana, and earned 2012 and 2013 team Offensive MVP honors for the Lions ... Passed for more than 6,500 yards and completed 69 percent of his passes ... Had 70 touchdown passes ... **PERSONAL:** Son of Dwight and Celeste Lindman ... Full name is Joshua Graham Lindman ... Born: May 16, 1995 ... Majoring in general studies (minors in accountability, economics, history) ... Made Dean's Honor Roll for Spring 2017.



29 - ARMANI LINTON

6-2 • 218 • SO-1L • DB
WALNUT, MISS.
(WALNUT)

Smart player who leads the younger players ... **2016:** Played in nine games as a backup DB and on special teams ... Earned first letter ... *vs. #1 Alabama (9/17/16):*

Played on special teams in his collegiate debut ... *vs. Memphis (10/1/16):* Made one tackle ... **2015:** Did not see action and was redshirted ... Member of the 2015 signing class ... **HIGH SCHOOL:** A 4-star prospect by Scout and 247Sports ... Ranked No. 5 in the state and No. 190 overall by Scout ... Rated the No. 14 safety in the nation by 247Sports and No. 15 by Scout ... Represented Mississippi in the Mississippi-Alabama All-Star Game ... Named a Mississippi top performer at the Mississippi-Alabama All-Star Game by Rivals ... Named to The Clarion-Ledger's Dandy Dozen, as well as No. 7 on the publication's Targeted 22 ... A first team All-State selection by The Clarion-Ledger ... Was a successful two-way player in high school ... As a senior, totaled 204 carries for 1,532 yards and 20 touchdowns, 15 two-point conversions, scored twice on kickoff returns, had 49.5 tackles and two interceptions ... Coached in high school by John Meeks ... **PERSONAL:** Son of Chandra Linton and Nicholas Smith ... Full name is Armani Rondell Linton ... Born: April 19, 1996 ... Sport recreation administration major ... Participated in a spring break mission trip to Haiti in 2016.

LINTON'S CAREER STATISTICS

—DEFENSE—

Year	G-S	UT	AT	TT	TFL-YDS	Sacks-Yds
2016	9-0	1	0	1	0.0-0	0.0-0
Total	9-0	1	0	1	0.0-0	0.0-0

LINTON'S CAREER HIGHS

TACKLES: 1, vs. Memphis (10/1/16)
SOLO TACKLES: vs. Memphis (10/1/16)



74 - GREG LITTLE

6-6 • 325 • SO-1L • OL
ALLEN, TEXAS
(ALLEN)

Preseason All-America fourth team (Phil Steele) ... Preseason All-SEC second team (Phil Steele) ... Ranked the 31st-best player in college football by NFL.com ...

Listed No. 1 at left tackle ... Looking to build on a great freshman season ... Played a lot last year and has gotten stronger since then ... **2016:** Freshman All-America (Rivals) ... Freshman All-SEC first team (Coaches), second team (Athlon) ... True freshman played in every game with five starts at left tackle ... Helped Ole Miss rank 13th nationally in passing (314.9 ypg) and fewest TFLs allowed (4.67/game) ... Earned first letter ... vs. #4 Florida State (9/5/16): Saw action at left tackle in his college debut and helped Ole Miss score 34 points and rack up 313 passing yards ... vs. Wofford (9/10/16): Helped the Rebels gain 416 total yards and score 38 points ... vs. #1 Alabama (9/17/16): Helped Ole Miss put up 43 points, 522 total yards and 421 passing yards against the nation's top-ranked team ... vs. #11 Georgia (9/24/16): Helped roll up 510 total yards and 45 points for an O-line that allowed just one sack ... vs. Memphis (10/1/16): Helped the Rebels gain 624 total yards (fifth-most in school history) and 263 rushing yards ... at #22 Arkansas (10/15/16): Helped Ole Miss compile 403 total yards (150 rushing) ... vs. #15 Auburn (10/29/16): Made his first career start (left tackle) and helped Chad Kelly and Ole Miss establish a school record with 465 passing yards ... vs. Georgia Southern (11/5/16): Helped Ole Miss pile up 37 points and 441 total yards in start ... at #8 Texas A&M (11/12/16): Started and helped Ole Miss rack up 490 total yards and 30 first downs in the come-from-behind win ... vs. Mississippi State (11/26/16): Helped Ole Miss pile up 528 total yards and 31 first downs in start ... Preseason All-SEC fourth team (Phil Steele) ... Member of the 2016 signing class ... **HIGH SCHOOL:** An Under Armour All-America selection and a first team USA Today and MaxPreps All-American ... Ranked the No. 1 offensive lineman in the country, a 5-star prospect and a consensus top-five national prospect by all the major recruiting services ... Ranked the nation's No. 2 overall prospect by Scout and ESPN, No. 4 by Rivals and No. 5 by 247Sports ... Named first team All-State by USA Today and the Associated Press as a senior and junior ... Second team USA Today All-American and MaxPreps All-American as a junior ... Went 46-1 as a three-year starter for Allen High School ... Helped Allen to a 16-0 record and both a state and national championship in 2014 ... Was a part of three straight title appearances, winning back-to-back titles in 2013 and 2014 ... Was a first team all-district selection as a sophomore after helping Allen to a 16-0 record and a state championship ... Coached in high school by Tom Westerberg ... High school teammate of fellow Rebel Jaylon Jones ... Threw discus for the track team ... **PERSONAL:** Son of the late Derrick Little and Terry Lacy Little ... Full name is Gregory LaMar Little ... Born: Nov. 4, 1997 ... Father played linebacker at South Carolina and was drafted by the Tampa Bay Buccaneers in 1989 ... Majoring in business.



5 - DaMARKUS LODGE

6-2 • 199 • JR-2L • WR
CEDAR HILL, TEXAS
(CEDAR HILL)

Tied atop the depth chart at WR ... Tremendous skill set ... Coaches really excited about his potential this fall ... **2016:** Saw action in 11 games with one start at WR ... Totaled 15 catches for 203 yards and two TDs on the year ... Earned second letter ... vs. Wofford (9/10/16): Caught three passes for 29 yards ... vs. #1 Alabama (9/17/16): Made two catches for 32 yards ... vs. #11 Georgia (9/24/16): Caught two passes for 72 yards, including his second career TD on a 55-yard bomb from Chad Kelly ... vs. Memphis (10/1/16): Made one catch for 6 yards in his first career start ... at #23 LSU (10/22/16): One catch for 4 yards ... vs. #15 Auburn (10/29/16):

Caught three passes for 39 yards and a TD ... at #8 Texas A&M (11/12/16): One catch for 15 yards ... at Vanderbilt (11/19/16): Had two catches for 6 yards and rushed once for a 5-yard loss ... **2015:** Played in eight games, seeing action as a reserve WR and on special teams ... Earned first letter ... vs. UT Martin (9/5/15): Caught a 12-yard touchdown pass in his college debut ... Member of the 2015 signing class ... **HIGH SCHOOL:** An Under Armour, USA Today and MaxPreps All-America selection ... Rated a 5-star prospect by Scout and 4-star by the other major recruiting services ... Listed as the No. 21 overall recruit by Scout, No. 57 by 247Sports, No. 57 by ESPN and No. 61 by Rivals ... Rated the second-best wide receiver in the country by Scout and seventh-best by the other services ... Scout also tabbed him as the No. 5 prospect from the state of Texas ... Led Team Armour with four catches for 42 yards in the Under Armour All-America game ... Led Cedar Hill to back-to-back Class 6A Division II state titles and was named Offensive MVP of the state title game in both 2013 and 2014 ... Hauled in four passes for 101 yards and two TDs in the championship game his senior year ... As a senior, had 63 catches for 1,218 yards and 25 TDs, while rushing for 127 more yards and a score on 15 carries ... Had 72 catches for 1,255 yards and 22 TDs as a junior ... Named second team All-State by the AP as a senior ... District Offensive MVP ... Academic All-District ... A first team All-Area pick and rated the No. 4 recruit in the area by the Dallas Morning News ... Invited to Nike's "The Opening" ... Coached in high school by Joey McGuire ... High school teammate of Quincy Adebeyejo ... **PERSONAL:** Son of Freda Lodge and Arthur Rushing ... Full name is DaMarkus Daishaun Lodge ... Born: May 12, 1997 ... Majoring in general studies (minors in education, journalism, legal studies).

LOGDE'S CAREER STATISTICS

—RECEIVING—

Year	G-S	Rec	Yds	TD	Lg	Avg.
2015	8-0	1	12	1	12	12.0
2016	11-1	15	203	2	55	13.5
Total	19-1	16	215	3	55	13.4

—RUSHING—

Year	G-S	Att	Yds	TD	Lg	Avg.
2016	11-1	1	-5	0	-5	-5.0
Total	19-1	1	-5	0	-5	-5.0

LOGDE'S CAREER HIGHS

RECEPTIONS: 3, 2x, MR: vs. Auburn (10/29/16)
RECEIVING YARDS: 72, vs. Georgia (9/24/16)
LONG RECEPTION: 55, vs. Georgia (9/24/16)
RECEIVING TDs: 1, 3x, MR: vs. Auburn (10/29/16)
RUSHING ATTEMPTS: 1, at Vanderbilt (11/19/16)
RUSHING YARDS: -5, at Vanderbilt (11/19/16)
LONGEST RUSH: -5, at Vanderbilt (11/19/16)
TACKLES: 1, vs. Florida State (9/5/16)



92 - LUKE LOGAN

5-11 • 183 • FR-RS • K
HATTIESBURG, MISS.
(PRESBYTERIAN CHRISTIAN)

Listed No. 2 at placekicker ... Strong leg ... Has a chance to assume kickoff specialist duties ... **2016:** Did not see action and was redshirted ... Non-scholarship player who joined the team in fall ... **HIGH SCHOOL:** First team All-MAIS and All-South 4A kicker ... Offensive MVP of the MAIS All-Star Game ... Was successful on 98 of 102 extra points in his career ... As a senior, connected on FGs of 54 and 56 yards ... Achieved 58 touchbacks on 65 kickoffs ... Added 520 receiving yards ... Coached by Joey Hawkins ... Competed in soccer, track and swimming ... Named first team All-MAIS in soccer ... Won three state titles in track ... Earned National Scholar-Athlete Award by the U.S. Army Reserve ... **PERSONAL:** Son of Dow and Renee' Ford and the late Gary Logan ... Full name is Caleb Luke Logan ... Born: Nov. 14, 1997 ... Accountancy major ... Made Chancellor's Honor Roll for Spring 2017 and Dean's Honor Roll for Fall 2016 ... 3.78 GPA.



27 - CALE LUKE

6-1 • 200 • SR-2L • WR
CLINTON, MISS.
(CLINTON)

Hard worker ... Very smart and football savvy ... **2016:** Saw action on special teams in every game ... Earned second letter ... Received the Park Stevens Memorial

Scholarship Award, presented annually to the top walk-on of the spring ... **2015:** Played in 12 games, mostly on special teams ... Earned first letter ... vs. UT Martin (9/5/15): Made his college debut ... vs. Vanderbilt (9/26/15): Blocked a Vandy punt late in the third quarter that set up the Rebels' go-ahead and eventual game-winning touchdown ... **2014:** Did not see action ... **2013:** Did not see action and was redshirted ... Non-scholarship player who joined the team for fall camp ... **HIGH SCHOOL:** As a senior at Clinton, passed for 779 yards and five touchdowns while rushing for 970 yards and nine TDs ... Became the starting QB as a junior, when he passed for 574 yards and 11 TDs and ran for 515 yards and three scores ... Also played baseball ... Graduated with a 4.0 GPA ... **PERSONAL:** Son of Tom and Angie Luke ... Full name is Thomas Cale Luke ... Born: Aug. 10, 1994 ... Father is Ole Miss assistant A.D. for player development, and uncle is co-offensive coordinator Matt Luke ... His father, uncle and grandfather, Tommy Luke, all played football for the Rebels ... Earned a bachelor's degree in business in May ... Made Chancellor's Honor Roll for Fall 2013, Spring 2014, Fall 2014 and Spring 2015, Dean's Honor Roll for Spring 2016, and U.M.A.A. Honor Roll for Fall 2015 ... Named to SEC Academic Honor Roll in 2014, 2015 and 2016 ... 3.53 GPA.

—PUNT RETURNS—

Year	G	Ret	Yds	TD	Lg	Avg.
2015	12	1	16	0	0	16.0
Total	24	1	16	0	0	16.0

LUKE'S CAREER HIGHS

PUNTS BLOCKED: 1, vs. Vanderbilt (9/26/15)
PUNT RETURNS: 1, vs. Vanderbilt (9/26/15)
PUNT RETURN YARDS: 16, vs. Vanderbilt (9/26/15)



80 - ELLIOT MARKUSON

6-0 • 225 • SR-3L • LB
OXFORD, MISS.
(LAFAYETTE)

2016: Played in one game as a backup linebacker ... Earned third letter ... vs. Wofford (9/10/16): Made his first career tackle ... **2015:** Played in two games

(Fresno State, New Mexico State) on special teams ... Earned second letter ... **2014:** Played in one game ... Earned first letter ... vs. Presbyterian (11/8/14): Made his college debut as a tight end ... **2013:** Did not see action and was redshirted ... Non-scholarship player who joined the team during fall camp ... **HIGH SCHOOL:** Played tight end, defensive end and long snapper ... Helped Lafayette to a pair of MHSAA Class 4A state championships ... First team all-district TE as a senior, honorable mention as a junior ... Coached in high school by Eric Robertson ... Also played soccer and ran track ... **PERSONAL:** Son of Mike and Dottie Markuson ... Full name is Elliot Bryan Markuson ... Born: Nov. 28, 1994 ... His father was the Ole Miss offensive line coach from 2008-11 and also at Arkansas and Boise State, among others ... Integrated marketing communications major ... Made U.M.A.A. Honor Roll for Fall 2013.

MARKUSON'S CAREER STATISTICS

—DEFENSE—

Year	G-S	UT	AT	TT	TFL-YDS	Sacks-Yds
2016	1-0	0	1	1	0.0-0	0.0-0
Total	4-0	0	1	1	0.0-0	0.0-0

MARKUSON'S CAREER HIGHS

TACKLES: 1, vs. Wofford (9/10/16)



71 - BRYCE MATHEWS
6-6 • 284 • FR-RS • OL
BRENTWOOD, TENN.
(BRENTWOOD ACADEMY)

Headly football player ... Looking to get bigger and stronger ... **2016:** Did not see action and was redshirted ... Member of the 2016 signing class ... **HIGH SCHOOL:** Played in the Offense-Defense All-American Senior Bowl ... A 4-star recruit according to **Rivals**, **Scout** and **247Sports** ... Listed among the top 250 prospects in the nation by **Rivals** and **Scout** ... Ranked the No. 13 offensive tackle by **Scout** and No. 14 by **Rivals** ... Listed at the second-best recruit from the state of Tennessee by **Scout** ... As a senior, anchored state champion Brentwood Academy's O-line that allowed just three sacks all season ... Named first team All-State by the **Tennessee Sports Writers Association** and **USA Today** ... Named first team All-Midlands by **Scout** ... Named to **The Tennessean's** All-Mid-State first team ... A finalist for the Tennessee Titans Mr. Football Lineman of the Year ... Coached in high school by Cody White ... High school teammate of Rebels Dawson Knox, Jack Propst and Isaac Way ... Also played basketball ... **PERSONAL:** Son of Jason and Kim Mathews ... Full name is Bryce Jason Mathews ... Born: July 31, 1997 ... Father played offensive line for the Indianapolis Colts and Tennessee Titans ... Business major ... Made Chancellor's Honor Roll for Fall 2016 ... SEC Academic Honor Roll in 2016 ... NFF Freshman Scholar-Athlete ... 3.67 GPA.



16 - JACOB MATHIS
6-4 • 246 • FR-RS • TE
TAMPA, FLA.
(BERKELEY PREP)

Catches the ball well and runs good routes ... Needs to stay healthy and improve on his blocking ... **2016:** Did not see action and was redshirted ... Member of the 2016 signing class ... **HIGH SCHOOL:** An **Under Armour** All-America selection ... Rated a 4-star prospect and one of the nation's top 300 overall recruits by **Scout** and **ESPN** ... Listed as the No. 1 TE-H in the country by **ESPN** and the nation's No. 8 tight end by **Scout** ... Ranked 27th among all Florida prospects, regardless of position, by **Scout** ... Tabbed first team All-State by **USA Today** and second team by the **Associated Press** after catching 29 passes for 506 yards and seven touchdowns ... Scored 29 touchdowns in his prep career ... Coached in high school by Dominick Ciao ... Also a standout basketball player at Berkeley Prep ... **PERSONAL:** Son of Marion and Paula Mathis ... Full name is Jacob Marion Mathis ... Born: Nov. 4, 1997 ... Integrated marketing communications major.



42 - GARRALD McDOWELL
6-2 • 264 • JR-2L • DL
COVINGTON, LA.
(COVINGTON)

Tied for No. 2 at defensive tackle on the depth chart ... Versatile player who can play inside or out on the D-line ... **2016:** Played in 11 games as a backup DE and on special teams ... Totaled 16 tackles, 1.5 TFLs, 1.0 sack and a forced fumble on the year ... Earned second letter ... vs. **Wofford (9/10/16):** Made four tackles (two solo), including 0.5 TFL ... vs. **#11 Georgia (9/24/16):** Mae four tackles (two solo) with his first career sack, forced fumble and QB hurry ... vs. **Memphis (10/11/16):** Posted a solo stop and a QB hurry ... at **#22 Arkansas (10/15/16):** Made three tackles (two solo) ... vs. **Georgia Southern (11/5/16):** Posted one tackle ... at **#8 Texas A&M (11/12/16):** Made two tackles (one solo) ... vs. **Mississippi State (11/26/16):** Posted one tackle ... **2015:** Played in nine games as a reserve D-lineman and on special teams ... Totaled 11 tackles and a QB hurry on the year ... Earned first letter ... vs. **UT Martin (9/5/15):** Made his college debut and collected three tackles ... vs.

Fresno State (9/12/15): Made three stops (one solo) ... vs. **New Mexico State (10/10/15):** Posted three tackles (two solo) and a QB hurry ... vs. **#15 LSU (11/21/15):** Made one solo tackle ... **Sugar Bowl vs. #16 Oklahoma State (1/1/16):** Posted one solo stop ... **2014:** Did not see action and was redshirted ... Member of the 2014 signing class ... **HIGH SCHOOL:** An **Under Armour** All-America selection ... Made two tackles and a half sack in the **Under Armour** All-America game ... A consensus 4-star prospect by all the major recruiting services ... Ranked the No. 111 recruit in the nation by **ESPN** and also a member of the **Rivals250** ... Listed as the nation's No. 8 defensive tackle by **ESPN** and No. 17 by **Rivals** ... Listed as the No. 12 strongside defensive end by **247Sports** ... **ESPN** rates him as the 11th-best prospect in Louisiana ... A first team Class 5A All-State selection by the **Louisiana Sports Writers Association** and a two-time All-Metro pick by **The Times-Picayune** ... Listed No. 15 on **The Times-Picayune** Nifty 50 ... Named the District 6-5A Defensive MVP as a senior after recording 128 tackles, 10 tackles for loss, nine sacks, six pass breakups, four forced fumbles and two fumble recoveries ... Also rushed 24 times for 94 yards and eight touchdowns along with a TD reception ... Helped Covington to the Class 5A state semifinals for the first time since 1987 ... Registered 84 tackles, 18 TFLs and 10.5 sacks as a junior ... Coached in high school by Greg Salter ... **PERSONAL:** Son of Vanessa McDowell and Willie Smith ... Full name is Garrald Darrell McDowell ... Born: Nov. 18, 1994 ... Majoring in general studies (minors in education, legal studies, recreation administration).

McDOWELL'S CAREER STATISTICS

—DEFENSE—

Year	G-S	UT	AT	TT	TFL-YDS	Sacks-Yds
2015	9-0	5	6	11	0.0-0	0.0-0
2016	11-0	9	7	16	1.5-7	1.0-7
Total	20-0	14	13	27	1.5-7	1.0-7

Year	CF	FR	PD	PRES	INT	BLK
2015	0	0	0	1	0	0
2016	1	0	0	2	0	0
Total	1	0	0	3	0	0

McDOWELL'S CAREER HIGHS

TACKLES: 4, 2x, MR: vs. Georgia (9/24/16)
SOLO TACKLES: 2, 4x, MR: at Arkansas (10/15/16)
TFLs: 1.0, vs. Georgia (9/24/16)
SACKS: 1.0, vs. Georgia (9/24/16)
FORCED FUMBLES: 1, vs. Georgia (9/24/16)
QB HURRIES: 1, 3x, MR: vs. Memphis (10/11/16)



14 - D.K. METCALF
6-4 • 225 • FR-RS • WR
OXFORD, MISS.
(OXFORD)

Tied atop the depth chart at WR ... Incredible athlete who has a 330-pound bench press, 37.5-inch vertical, 11-1 broad jump and 4.46 40-yard dash ... Strongest receiver on the team ... Gifted at catching the ball at its highest point ... Awarded a medical redshirt for his 2016 freshman season ... **Spring 2017:** Had four catches for 98 yards and a score in the Grove Bowl ... **2016:** Scored touchdowns in each of his first two college games ... Broke his foot against Wofford and missed the last 10 games of the season ... Earned first letter ... vs. **#4 Florida State (9/5/16):** In his college debut, had one catch for a 3-year touchdown in which he impressively tipped the ball to himself over a defender in the back corner of the end zone ... vs. **Wofford (9/10/16):** Had a 10-yard touchdown catch before going down with a foot injury ... Member of the 2016 signing class ... **HIGH SCHOOL:** A **U.S. Army** and **MaxPreps** All-America selection ... A consensus 4-star prospect by the major recruiting services ... Listed as the No. 70 overall recruit and the fifth-best in Mississippi by **Rivals** ... Ranked the 14th-best WR recruit in the nation by **Rivals**, No. 18 by **Scout** and No. 19 by **247Sports** ... Earned co-MVP honors of the Mississippi-Alabama All-Star Classic, leading

Mississippi to victory with 151 receiving yards and two TDs ... As a senior, hauled in 94 passes for 1,455 yards and 22 TDs to lead Oxford to its third straight state championship appearance ... Career totals of 224 catches for 3,302 yards and 49 TDs ... Named first team All-State by the **Mississippi Association of Coaches**, **USA Today** and **The Clarion-Ledger** ... Tabbed 5A Athlete of the Year by the **MAC** ... **Daily Journal** All-Area selection ... A member of **The Clarion-Ledger's** Dandy Dozen ... Coached in high school by Johnny Hill ... All-state selection in track and field, where he set school records in the triple jump, 110m hurdles, 4x100m relay and 4x200m relay ... Also played basketball ... Graduated with honors ... **PERSONAL:** Son of Terrence and Tonya Metcalf ... Full name is DK Zecharius Metcalf ... Born: Dec. 14, 1997 ... Father was an NFL and Ole Miss All-America offensive lineman ... Would like to attend culinary school and own his own restaurant ... Hospitality management major ... NFF Freshman Scholar-Athlete ... 3.04 GPA.

METCALF'S CAREER STATISTICS

—RECEIVING—

Year	G-S	Rec	Yds	TD	Lg	Avg.
2016	2-0	2	13	2	10	6.5
Total	2-0	2	13	2	10	6.5

METCALF'S CAREER HIGHS

RECEPTIONS: 1, 2x, MR: vs. Wofford (9/10/16)
RECEIVING YARDS: 10, vs. Wofford (9/10/16)
LONG RECEPTION: 10, vs. Wofford (9/10/16)
RECEIVING TDs: 1, 2x, MR: vs. Wofford (9/10/16)



37 - ART MITCHELL
5-10 • 196 • SO-HS • DB
YAZOO CITY, MISS.
(YAZOO CITY)

Non-scholarship player who joined the team for spring drills ... **HIGH SCHOOL:** Played safety for Yazoo City ... In three years on the varsity squad, totaled 163 tackles, 12.0 TFLs, four interceptions, five fumble recoveries and four forced fumbles ... **2014 All-Yazoo Herald** ... **PERSONAL:** Son of LaShonda Smith and Art Mitchell ... Full name is Arthur Averal Mitchell ... Born: May 15, 1997 ... Would like to be a lawyer ... Criminal justice major.



30 - A.J. MOORE
5-11 • 202 • SR-3L • DB
BASSFIELD, MISS.
(BASSFIELD)

Listed No. 1 at the Star nickelback spot ... Vocal leader ... Works hard ... **2016:** Finished sixth on team with 42 tackles and fourth with 5.0 TFLs ... Played in every game as a backup Huskie and on special teams ... Earned third letter ... vs. **#4 Florida State (9/5/16):** Made three tackles (two solo) and broke up a pass in action at defensive back and on special teams ... vs. **Wofford (9/10/16):** Made two solo stops ... vs. **#1 Alabama (9/17/16):** Tallied a career-high nine tackles with 1.0 TFL ... vs. **#11 Georgia (9/24/16):** Made two tackles ... vs. **Memphis (10/11/16):** Collected six tackles (five solo) with a TFL ... at **#22 Arkansas (10/15/16):** Recorded two tackles (one solo) and a QB hurry ... at **#23 LSU (10/22/16):** Assisted on a TFL ... vs. **#15 Auburn (10/29/16):** Posted four tackles (two solo) ... vs. **Georgia Southern (11/5/16):** Made five tackles (two solo) with 1.5 TFLs ... at **#8 Texas A&M (11/12/16):** Collected four solo stops with a TFL ... at **Vanderbilt (11/19/16):** Made three tackles ... s. **Mississippi State (11/26/16):** One solo tackle ... **2015:** Tied for third in the SEC and 26th nationally with two fumble recoveries ... Other season totals of 26 tackles, a sack and two forced fumbles ... Helped Ole Miss rank top three among SEC teams in tackles for loss (8.1/game - 7th in NCAA), interceptions (15 - t33rd in NCAA) and takeaways (23 - t38th in NCAA) ... Played in every game with two starts at Huskie, as well as special teams ... Earned second

letter ... vs. *UT Martin* (9/5/15): Posted five tackles (one solo), a sack and a forced fumble ... vs. *Fresno State* (9/12/15): Made one tackle and recovered a fumble ... at #2 *Alabama* (9/19/15): Made five tackles (three solo) and forced a fumble and recovered a fumble on two separate kickoffs to set up Rebel scores ... vs. *Vanderbilt* (9/26/15): Made his first career start in place of injured Huskie Tony Conner and posted four tackles (three solo) ... at #23 *Florida* (10/3/15): Made three tackles (one solo) in start ... vs. *New Mexico State* (10/10/15): Posted four tackles (two solo) ... vs. #15 *LSU* (11/21/15): Made two stops ... at #21 *Mississippi State* (11/28/15): Made two solo stops ... *Spring 2015*: Recorded four tackles and a TFL in the Grove Bowl ... 2014: Played in every game as a backup DB and on special teams ... Totaled 16 tackles, 1.5 TFLs and a pass breakup for the season ... Earned first letter ... vs. *Boise State* (8/28/14): Made his college debut and recorded two tackles (one solo) ... at *Vanderbilt* (9/6/14): Posted two stops (one solo) and a pass breakup ... vs. *UL-Lafayette* (9/13/14): Tied for the team lead with six tackles, including a TFL ... vs. #1 *Alabama* (10/4/14): Assisted on a tackle ... vs. *Tennessee* (10/18/14): Posted a solo stop ... vs. *Presbyterian* (11/8/14): Made three tackles (two solo) with 0.5 TFL ... at *Arkansas* (11/22/14): Posted a solo stop ... Member of the 2014 signing class ... **HIGH SCHOOL**: MaxPreps second team Small School All-American ... A consensus 3-star recruit and the No. 34 inside linebacker in the nation according to 247Sports ... Rated the No. 46 outside linebacker in the country by Scout ... Listed No. 9 on *The Clarion-Ledger* Targeted 22 list and named to the publication's Dandy Dozen ... Chosen to play in the Alabama-Mississippi All-Star Game ... A first team All-State selection at linebacker by *The Clarion-Ledger* after recording 132 tackles, 11 tackles for loss and 3.5 sacks to go along with five rushing TDs as a senior ... Also named the Class 2A Defensive Player of the Year and Region 7-2A Defensive Player of the Year by the *Mississippi Association of Coaches* ... Helped Bassfield go 15-1 and win the Class 2A state championship ... A second team Class 2A All-State pick by the MAC his junior season when he helped Bassfield go 16-0 and capture the 2A state title ... Coached in high school by Lance Mancuso ... Also ran track and placed runner-up to fellow Rebel Kailo Moore in the 100 and 200 meters at the 2013 Class 2A state meet ... **PERSONAL**: Son of Alvin Sr. and Monica Moore ... Full name is Alvin James Moore Jr. ... Born: Dec. 15, 1995 ... Twin brother of Ole Miss DB C.J. Moore ... Majoring in general studies (minors in education, engineering, math) ... Made U.M.A.A. Honor Roll for Fall 2014.

A.J. MOORE'S CAREER STATISTICS

—DEFENSE—

Year	G-S	UT	AT	TT	TFL-YDS	Sacks-Yds
2014	13-0	9	7	16	1.5-2	0.0-0
2015	13-2	12	14	26	1.0-3	1.0-3
2016	12-0	23	19	42	5.0-18	0.0-0
Total	38-2	44	40	84	7.5-23	1.0-3

Year	CF	FR	PD	PRES	INT	BLK
2014	0	0	1	0	0	0
2015	2	2	0	0	0	0
2016	0	0	1	1	0	0
Total	2	2	2	1	0	0

A.J. MOORE'S CAREER HIGHS

TACKLES: 9, vs. Alabama (9/17/16)
 SOLO TACKLES: 5, vs. Memphis (10/1/16)
 TFLs: 1.5, vs. Georgia Southern (11/5/16)
 SACKS: 1.0, vs. UT Martin (9/5/15)
 FORCED FUMBLES: 1, 2x, MR: at Alabama (9/19/15)
 FUMBLES RECOVERED: 1, 2x, MR: at Alabama (9/19/15)
 PASSES DEFENDED: 1, 2, MR: vs. Florida State (9/5/16)
 QB HURRIES: 1, at Arkansas (10/15/16)



26 - C.J. MOORE
 5-11 • 198 • JR-2L • DB
 BASSFIELD, MISS.
 (BASSFIELD)

Tied atop the depth chart at free safety ... Leads by example ... Works his tail off ... 2016: Suffered a torn pectoral muscle during fall camp and missed the season ...

Earned a redshirt ... 2015: Played in every game as a backup safety and on special teams ... Totaled 19 tackles, 0.5 TFL and two pass breakups on the year ... Helped Ole Miss rank top three among SEC teams in tackles for loss (8.1/game - 7th in NCAA), interceptions (15 - t23rd in NCAA) and takeaways (23 - 138th in NCAA) ... Earned second letter ... vs. *UT Martin* (9/5/15): Made two tackles (one solo) and broke up a pass ... vs. *Fresno State* (9/12/15): Collected four tackles (two solo) ... at #2 *Alabama* (9/19/15): Made three solo stops and broke up a pass ... vs. *Vanderbilt* (9/26/15): Tallied two solo stops ... at #23 *Florida* (10/3/15): Posted one solo stop ... vs. *New Mexico State* (10/10/15): Made four tackles (two solo), including 0.5 TFL ... vs. *Arkansas* (11/7/15): Made one tackle ... vs. #15 *LSU* (11/21/15): Made one tackle ... *Sugar Bowl* vs. #16 *Oklahoma State* (1/1/16): Posted one solo stop ... 2014: Played in every game on special teams and as a reserve DB ... Totaled nine tackles and a blocked kick for the season ... Earned first letter ... vs. *Boise State* (8/28/14): Made his college debut ... vs. #1 *Alabama* (10/4/14): Had a solo stop ... at #14 *Texas A&M* (10/11/14): Recorded two tackles (one solo) ... vs. *Tennessee* (10/18/14): Made one tackle ... vs. #3 *Auburn* (11/1/14): Made one tackle ... vs. *Presbyterian* (11/8/14): Made three solo tackles and blocked a punt, which he returned 23 yards ... vs. #4 *Mississippi State* (11/29/14): Posted one solo stop ... Member of the 2014 signing class ... **HIGH SCHOOL**: Listed as a 3-star recruit by Scout, 247Sports and ESPN ... Rated the No. 69 athlete in the nation by 247Sports ... Scout lists him as the 23rd-best prospect in Mississippi and the nation's No. 112 safety ... Played quarterback and linebacker for Bassfield ... Named Class 2A All-State and All-Region 7-2A as a linebacker by the *Mississippi Association of Coaches* after racking up 32 tackles, four TFLs and three interceptions his senior year ... Also completed 58 of 101 passes for 1,194 yards and 15 touchdowns, while rushing for 318 yards and 13 touchdowns ... Led Bassfield to a 15-1 record and 2A state championship as a senior and a 16-0 record and 2A state title as a junior ... Coached in high school by Lance Mancuso ... Also ran track and placed third in the 400 meters behind current Rebel teammate Kailo Moore at the 2013 Class 2A state meet ... **PERSONAL**: Son of Alvin Sr. and Monica Moore ... Full name is Calvin J. Moore ... Born: Dec. 15, 1995 ... Twin brother of Ole Miss DB A.J. Moore ... Banking and finance major ... Named to SEC Academic Honor Roll in 2014 and 2015 ... Made Chancellor's Honor Roll for Fall 2014 and U.M.A.A. Honor Roll for Spring 2015.

C.J. MOORE'S CAREER STATISTICS

—DEFENSE—

Year	G-S	UT	AT	TT	TFL-YDS	Sacks-Yds
2014	13-0	6	3	9	0.0-0	0.0-0
2015	13-0	12	7	19	0.5-1	0.0-0
Total	26-0	18	10	28	0.5-1	0.0-0

Year	CF	FR	PD	PRES	INT	BLK
2014	0	0	0	0	0	1
2015	0	0	2	0	0	0
Total	0	0	2	0	0	1

—PUNT RETURNS—

Year	G	Ret	Yds	TD	Lg	Avg.
2014	13	1	23	0	0	23.0
Total	26	1	23	0	0	23.0

C.J. MOORE'S CAREER HIGHS

TACKLES: 4, 2x, MR: vs. New Mexico State (10/10/15)
 SOLO TACKLES: 3, 2x, MR: at Alabama (9/19/15)
 TFLs: 0.5, vs. New Mexico State (10/10/15)

PASSES DEFENDED: 1, 2x, MR: at Alabama (9/19/15)
 PUNT RETURNS: 1, vs. Presbyterian (11/8/14)
 PUNT RETURN YARDS: 23, vs. Presbyterian (11/8/14)
 PUNT BLOCKS: 1, vs. Presbyterian (11/8/14)



99 - HERBERT MOORE
 6-1 • 323 • SR-2L • DT
 MEMPHIS, TENN.
 (MEMPHIS EAST)

Works hard ... Does a good job of pushing his teammates ... 2016: Played in six games as a reserve nose tackle ... Earned second letter ... 2015: Suffered a torn ACL

in fall camp and missed the season ... 2014: Played in six games as a reserve nose tackle ... Earned first letter ... vs. *UL-Lafayette* (9/13/14): Made his college debut and recorded a tackle and a QB hurry ... vs. *Presbyterian* (11/8/14): Had two solo stops ... Had two tackles and a sack in the spring game ... 2013: Did not see action and was redshirted ... Member of the 2013 signing class ... **HIGH SCHOOL**: Listed as the nation's 56th-best DT by Rivals.com and 59th by ESPN.com ... A consensus 3-star recruit ... Rated the No. 16 prospect in Tennessee by Rivals.com and No. 17 by ESPN.com ... Selected to play for Team USA Football at the 2012 IFAF Under-19 World Championship ... Played in the AutoZone Liberty Bowl All-Star Game and the City of Memphis All-Star Game following his senior year ... Named All-District 16-AAA first team ... Recorded 54 tackles, 13 tackles for loss, four sacks, four fumble recoveries and one defensive touchdown as a senior ... Had 46 tackles and eight sacks as a junior ... Coached in high school by Marcus Wimberly ... **PERSONAL**: Son of Ricki and Eva Moore ... Full name is Herbert Eugene Moore ... Born: April 8, 1994 ... Earned a bachelor's degree in general studies (minors in journalism, legal studies, recreation administration) in May

H. MOORE'S CAREER STATISTICS

—DEFENSE—

Year	G-S	UT	AT	TT	TFL-YDS	Sacks-Yds
2014	6-0	2	1	3	0.0-0	0.0-0
2016	6-0	0	0	0	0.0-0	0.0-0
Total	12-0	2	1	3	0.0-0	0.0-0

Year	CF	FR	PD	PRES	INT	BLK
2014	0	0	0	1	0	0
Total	0	0	0	1	0	0

H. MOORE'S CAREER HIGHS

TACKLES: 2, vs. Presbyterian (11/8/14)
 SOLO TACKLES: 2, vs. Presbyterian (11/8/14)
 QB HURRIES: 1, vs. Louisiana-Lafayette (9/13/14)



72 - ROYCE NEWMAN
 6-5 • 301 • FR-RS • OL
 NASHVILLE, ILL.
 (NASHVILLE COMMUNITY)

Enters fall as the No. 2 left tackle ... Had probably the most impressive spring of the young O-linemen ... Former tight end has gained almost 40 pounds at Ole Miss ...

2016: Did not see action and was redshirted ... Member of the 2016 signing class ... **HIGH SCHOOL**: Rated a 4-star prospect by Scout and 247Sports and ranked among the top 250 national recruits by both outlets ... Tabbed the 14th-best offensive tackle in the nation by Scout and 24th-best by 247Sports ... Helped Nashville to the semifinals of the 2A state playoffs ... First team *Belleville News-Democrat* All-Area in both football and basketball, as well as 2A All-State in basketball by the *Illinois Football Coaches Association* ... Played offensive tackle, tight end and defensive end in high school ... Coached in high school by Tim Kuhn ... **PERSONAL**: Son of Dale and Kim Newman ... Full name is Royce Dalton Newman ... Born: Aug. 17, 1997 ... Enrolled in the College of Liberal Arts.



4 - TRÉ NIXON

6-1 • 172 • FR-RS • WR
 VIERA, FLA.
 (VIERA)

Enters fall as a No. 2 slot receiver ... Blessed with speed and ability to make guys miss ... Should make an impact in the slot and as a return specialist ... **2016:** Did

not see action and was redshirted ... Member of the 2016 signing class ... **HIGH SCHOOL:** Rated a 4-star recruit by **Rivals**, **Scout** and **ESPN** ... Ranked No. 86 overall by **Scout** and No. 190 by **ESPN** ... Rated the No. 13 WR in the country by **Scout** and No. 25 by **ESPN** ... Rated the No. 14 recruit in the state of Florida by **Scout** ... 2015 **Nike** Opening finalist ... Caught 79 passes for 1,243 yards and 18 touchdowns – both school records – in his senior year at Viera High School ... Finished fourth in the voting for Florida's Mr. Football award ... **Florida Dairy Farmers 7A** Player of the Year ... Named first team All-State by the **Associated Press** and **USA Today** ... Led Viera to its first two district titles and the 2015 Class 7A state finals ... Had 36 catches for 905 yards and 12 TDs as a junior and 30 catches for 636 yards and six TDs as a sophomore ... Coached in high school by Kevin Mays ... Ran the 100m, 200m and 4x100m relay for the track team ... **PERSONAL:** Son of Jean Meranda and Anthony Nixon ... Full name is Tré Anthony Nixon ... Born: Jan. 26, 1998 ... Enrolled in the College of Liberal Arts.



28 - CAM ORDWAY

5-11 • 182 • JR-2L • DB
 PULASKI, TENN.
 (GILES COUNTY)

Listed No. 3 at the Star nickelback spot ... Physical player ... Can improve on consistency ... **2016:** Played in three games (Wofford, Alabama, Georgia) on special

teams ... Earned second letter ... *vs. Wofford (9/10/16):* Made one solo stop ... **2015:** Played in seven games as a backup cornerback and on special teams ... Earned first letter ... *vs. New Mexico State (10/10/15):* Made his college debut and tied for the team lead with five tackles (four solo), including 0.5 TFL ... *vs. #15 Texas A&M (10/24/15):* Broke up a pass ... *vs. #15 LSU (11/21/15):* Made one solo stop ... Member of the 2015 signing class ... **HIGH SCHOOL:** Selected to play in the Offense-Defense All-American Bowl ... Rated a 4-star prospect by **ESPN** and **Scout** ... Member of the **ESPN300**, listed No. 273 overall ... Listed as the No. 22 safety in the nation by **ESPN** and the No. 36 cornerback in the nation by **Scout** ... Listed as the No. 10 overall prospect in Tennessee by **ESPN** and **Scout** ... Playing both ways, garnered first team **Tennessee Sports Writers Association** All-State honors for all classifications and **The Tennesseean** All-Midstate honors, helping Giles County to the second round of the Class AAAA Playoffs ... On offense, hauled in 45 catches for 827 yards and 14 touchdowns ... On defense, totaled 69 tackles, three interceptions, five pass breakups, four forced fumbles, a fumble recovery and a blocked field goal ... Holds the school record with 15 career interceptions, including nine as junior, when he helped lead Giles County to a 12-3 record and class AAAA runner-up finish ... Listed as the No. 6 player on **The Tennesseean's** Dandy Dozen ... Participated in the **Tennessee Athletic Coaches Association** East vs. West All-Star Classic ... Coached in high school by Walt Smith ... **PERSONAL:** Son of Shelia Coleman ... Full name is Cameron Deonte Ordway ... Born: Nov. 22, 1996 ... Wants to pursue a career in sports broadcasting ... Majoring in general studies (minors in business, education, legal studies).

ORDWAY'S CAREER STATISTICS

—DEFENSE—

Year	G-S	UT	AT	TT	TFL-YDS	Sacks-Yds
2015	7-0	5	1	6	0.5-0	0.0-0
2016	3-0	1	0	1	0.0-0	0.0-0
Total	10-0	6	1	7	0.5-0	0.0-0

Year	CF	FR	PD	PRES	INT	BLK
2015	0	0	1	0	0	0
Total	0	0	1	0	0	0

ORDWAY'S CAREER HIGHS

TACKLES: 5, *vs. New Mexico State (10/10/15)*
SOLO TACKLES: 4, *vs. New Mexico State (10/10/15)*
TFLs: 0.5, *vs. New Mexico State (10/10/15)*
PASSES DEFENDED: 1, *vs. Texas A&M (10/24/15)*



11 - MARKELL PACK

6-2 • 185 • SR-3L • WR
 PURVIS, MISS.
 (PURVIS)

Listed No. 1 at slot receiver ... Improved tremendously in the spring with a humble attitude and hard work ... Senior year should be his best yet ... *Spring 2017:* Had

three catches for 80 yards in the Grove Bowl ... Received the Eli Manning Award as the spring's most improved offensive player ... **2016:** Played in every game as a backup WR ... Totaled 11 catches for 157 yards and a TD on the year ... Earned third letter ... *vs. Wofford (9/10/16):* Had three catches for 46 yards and a TD ... *vs. #11 Georgia (9/24/16):* Completed a 37-yard pass to Evan Engram on a double pass ... *at #22 Arkansas (10/15/16):* Caught three passes for 26 yards ... *at #23 LSU (10/22/16):* Rushed once for a 4-yard loss ... *vs. #15 Auburn (10/29/16):* Had two catches for 32 yards ... *at #8 Texas A&M (11/12/16):* One catch for 26 yards ... *vs. Mississippi State (11/26/16):* Caught two passes for 27 yards ... **2015:** Played in every game as a backup WR ... Sixth on team with 31 catches and 380 receiving yards, hauling in three touchdowns ... Earned second letter ... *vs. UT Martin (9/5/15):* Made two catches for 63 yards, including a 56-yard TD from Chad Kelly ... *vs. Fresno State (9/12/15):* Made two catches for 10 yards ... *vs. Vanderbilt (9/26/15):* Made a career-high six catches for 52 yards ... *at #23 Florida (10/3/15):* Caught two passes for 18 yards and the Rebels' lone touchdown, while rushing once for a 3-yard gain ... *vs. New Mexico State (10/10/15):* Caught three passes for a career-high 76 yards and a career-long 66-yard TD catch ... *at #22 Memphis (10/17/15):* One catch for 10 yards ... *vs. #15 Texas A&M (10/24/15):* Caught five passes for 27 yards ... *at Auburn (10/31/15):* Caught three balls for 38 yards and rushed once for a 1-yard loss ... *vs. Arkansas (11/7/15):* Had five grabs for 76 yards ... *Sugar Bowl vs. #16 Oklahoma State (11/1/16):* Caught two passes for 10 yards ... Preseason All-SEC fourth team punt returner (**Phil Steele**) ... **2014:** Played in every game as a punt returner and backup wide receiver ... Finished the year with 14 catches for 173 yards ... Led team with 18 punt returns for a 5.3-yard average ... Earned first letter ... *vs. Boise State (8/28/14):* Returned one punt for 2 yards in his college debut ... *at Vanderbilt (9/6/14):* Returned a punt for 24 yards ... *vs. UL-Lafayette (9/13/14):* Made first three catches of his career (for 28 yards) and returned two punts for 17 yards ... *vs. Memphis (9/27/14):* Caught two passes for 12 yards and returned three punts for -5 yards ... *vs. #1 Alabama (10/4/14):* Caught an 18-yard pass for a key first down and returned a punt for 9 yards ... *vs. Tennessee (10/18/14):* Had a punt return for -2 yards ... *at #23 LSU (10/25/14):* Caught one ball for 12 yards and returned a punt for 1 yard ... *vs. #3 Auburn (11/1/14):* Returned three punts for 20 yards ... *vs. Presbyterian (11/8/14):* Caught two passes for 11 yards and returned three punts for 18 yards ... *at Arkansas (11/22/14):* Had one catch for 37 yards and returned one punt for an 8-yard loss ... *vs. #4 Mississippi State (11/29/14):* Returned one punt for 20 yards ... *Chick-fil-A Peach Bowl vs. #6 TCU (12/31/14):* Led team with four catches for 55 yards ... Member of the 2014 signing class ... **HIGH SCHOOL:** A U.S. Army All-America selection ... Hauled in a 16-yard reception and led the West team to a 28-6 victory in the U.S. Army All-American Bowl ... A consensus 4-star prospect ... Rated the No. 90 overall recruit in the country by **ESPN** and No. 99 by **247Sports** ... Member of the **Rivals250** ... Listed as one of the nation's top 15 wide receivers by **247Sports** and **ESPN** ... Ranked No. 2 in Mississippi by **ESPN** and No. 3 by **Scout** and **247Sports**

... Listed No. 5 on **The Clarion-Ledger** Targeted 22 list and named to the publication's Dandy Dozen ... Chosen to play in the Alabama-Mississippi All-Star Game ... A first team All-State pick by **The Clarion-Ledger** as a senior ... First team Class 4A All-State and Region 7-4A Offensive Player of the Year by the **Mississippi Association of Coaches** ... Totaled 1,891 yards of offense and 21 touchdowns as a senior, gaining 1,170 yards on the ground and 528 yards on 35 catches through the air ... Also passed for 94 yards ... Had 16 tackles, two interceptions, two passes defended, one fumble recovery and a forced fumble on defense ... Lined up at quarterback, receiver, safety, cornerback, kick return and punt return ... Caught 44 passes for 770 yards and seven TDs as a junior, while adding 444 rushing yards and five TDs on the ground ... Coached in high school by Perry Wheat ... **PERSONAL:** Son of Demetrice Magee ... Full name is Markell Deshawn Pack ... Born: May 21, 1995 ... Majoring in general studies (minors in education, legal studies, recreation administration) ... Cousin of former Rebel LB Garry Pack.

PACK'S CAREER STATISTICS

—RECEIVING—

Year	G-S	Rec	Yds	TD	Lg	Avg.
2014	13-0	14	173	0	37	12.4
2015	13-0	31	380	3	66	12.3
2016	12-0	11	157	1	30	14.3
Total	38-0	56	710	4	66	12.7

—RUSHING—

Year	G-S	Att	Yds	TD	Lg	Avg.
2015	13-0	2	2	0	3	1.0
2016	12-0	1	-4	0	0	-4.0
Total	38-0	3	-2	0	3	-0.7

—PASSING—

Year	G-S	Cmp-Att	Pct.	Yds	TD	INT	LP
2016	12-0	1-1	100.0	37	0	0	37
Total	38-0	1-1	100.0	37	0	0	37

—PUNT RETURNS—

Year	G	Ret	Yds	TD	Lg	Avg.
2014	13	18	96	0	30	5.3
Total	38	18	96	0	30	5.3

PACK'S CAREER HIGHS

RECEPTIONS: 6, *vs. Vanderbilt (9/26/15)*
RECEIVING YARDS: 76, 2x, MR: *vs. Arkansas (11/7/15)*
LONG RECEPTION: 66, *vs. New Mexico State (10/10/15)*
RECEIVING TDs: 1, 4x, MR: *vs. Wofford (9/10/16)*
PASSING YARDS: 37, *vs. Georgia (9/24/16)*
PUNT RETURNS: 3, 3x, MR: *vs. Presbyterian (11/8/14)*
PUNT RETURN YARDS: 24, *at Vanderbilt (9/6/14)*
LONGEST PUNT RETURN: 30, *vs. Presbyterian (11/8/14)*
TACKLES: 1, *vs. Louisiana-Lafayette (9/13/14)*



79 - JAVON PATTERSON

6-3 • 314 • JR-2L • OL
 PETAL, MISS.
 (PETAL)

Listed No. 1 at left guard ... One of the leaders of the O-line ... Strong, smart, physical ... Can play guard or center ... **2016:** Only Rebel offensive lineman to

start every game in 2016 (nine at left guard, three at center) ... Helped Ole Miss rank 13th nationally in passing (314.9 ypg) and fewest TFLs allowed (4.67/game) ... Earned second letter ... *vs. #4 Florida State (9/5/16):* Helped Ole Miss score 34 points and rack up 313 passing yards ... *vs. Wofford (9/10/16):* Helped the Rebels gain 416 total yards and score 38 points ... *vs. #1 Alabama (9/17/16):* Helped Ole Miss put up 43 points, 522 total yards and 421 passing yards against the nation's top-ranked team ... *vs. #11 Georgia (9/24/16):* Helped roll up 510 total yards and 45 points on an O-line that allowed just one sack ... *vs. Memphis (10/1/16):* Helped the Rebels gain 624 total yards (fifth-

most in school history) and 263 rushing yards ... at #22 Arkansas (10/15/16): Helped Ole Miss compile 403 total yards (150 rushing) ... vs. #15 Auburn (10/29/16): Helped Chad Kelly and Ole Miss establish a school record with 465 passing yards ... vs. Georgia Southern (11/5/16): Started at center for the first time in his career and helped Ole Miss pile up 37 points and 441 total yards ... at #8 Texas A&M (11/12/16): Started at center and helped Ole Miss rack up 490 total yards and 30 first downs in the come-from-behind win ... at Vanderbilt (11/19/16): Made his third straight start at center and also played left guard ... vs. Mississippi State (11/26/16): Helped Ole Miss pile up 528 total yards and 31 first downs in start at LG ... Preseason All-SEC third team (Media, Athlon) ... 2015: True freshman started six of 12 games played (4 at left guard, 2 at right guard) ... Helped the Rebel offense shatter the majority of single-season school records, including most total yards, points, touchdowns and passing yards ... Earned first letter ... vs. UT Martin (9/5/15): Started at left guard and helped Ole Miss to its most points (76) since 1935 and second-most yards (662) ever in a single game ... First Ole Miss true freshman OL to start his college debut since John Jerry in 2006 ... vs. Fresno State (9/12/15): Helped Ole Miss score 73 points and rack up 607 total yards ... at #2 Alabama (9/19/15): Helped Ole Miss score its most points ever in Tuscaloosa (43) and rack up 433 yards against the Tide's stellar defense ... vs. Vanderbilt (9/26/15): Helped Ole Miss achieve 30 first downs and paved the way for Jaylen Walton's 133 rushing yards in start at RG ... vs. New Mexico State (10/10/15): Helped Ole Miss gain 665 total yards, second-most in school history ... at #22 Memphis (10/17/15): Helped the Rebels set a school record with 440 passing yards in start ... vs. #15 Texas A&M (10/24/15): Paved the way for 230 rushing yards and 471 total yards ... at Auburn (10/31/15): Helped Ole Miss accumulate 558 total yards and 27 first downs in the SEC road win ... vs. Arkansas (11/7/15): Helped the Rebels pile up 52 points, 222 rushing yards and 590 total yards ... vs. #15 LSU (11/21/15): Helped Ole Miss score its fourth-most points ever against LSU (38) ... Sugar Bowl vs. #16 Oklahoma State (1/1/16): Helped Ole Miss set school records for most points (48) and yards (554) in a bowl game ... Preseason All-SEC third team (CFB Matrix) ... Graduated high school early and enrolled at Ole Miss in January 2015 ... HIGH SCHOOL: Selected to play in the U.S. Army All-American Bowl ... Named to the MaxPreps All-America second team ... Rated a five-star prospect by 247Sports and a four-star prospect by all the other major recruiting services ... Listed as the No. 32 overall prospect by 247Sports, No. 73 by ESPN, No. 74 by Rivals and No. 85 by Scout ... Listed as the No. 1 offensive guard by 247Sports, No. 3 by ESPN and No. 6 by Scout ... Listed as the top prospect in Mississippi by 247Sports and Rivals, No. 2 by Scout and No. 3 by ESPN ... Anchored the offensive line for four years, helping Petal to a 39-15 record and a 6-4 mark in the playoffs, including a Class 6A South State Championship in 2011 and a South State runner-up in 2012 ... 2014 Class 6A All-State first team pick ... Member of The Clarion-Ledger's Dandy Dozen ... Listed as the top prospect on The Clarion-Ledger's Targeted 22 ... Participated in The Opening, Nike's elite recruiting combine ... Participated in the Alabama-Mississippi All-Star Game ... Coached in high school by Marcus Boyles ... Also played basketball ... PERSONAL: Son of Shirley Patterson ... Born: July 8, 1997 ... Made U.M.A.A. Honor Roll for Spring 2015 ... Marketing major ... Member of the NCAA Division I Football Recruiting Ad Hoc Working Group ... National Football Foundation Freshman Scholar-Athlete.



20 - SHEA PATTERSON
6-2 • 203 • SO-1L • QB
SHREVEPORT, LA.
(IMG ACADEMY)

Ranked the No. 19 QB in the country by **Sporting News** ... Has all the arm talent ... Great mobility ... Has developed quickly in the new system under Phil Longo and should have a great sophomore season ... *Spring 2017*: Went 21-for-30 for 341 yards and two TDs in the Grove Bowl ... 2016: Played in and started the last three games of the season, taking over after Chad Kelly was deemed out for the year with a torn ACL ... Sixth true freshman to start at QB in Ole Miss history and the first to start three games ... Averaged 293.3 passing ypg in his three games, totaling 880 yards and six TDs on 72 of 132 passing ... Also rushed for 169 yards on 41 carries ... Earned first letter ... at #8 Texas A&M (11/12/16): Made his Rebel debut as the starting QB and set Ole Miss freshman QB records with 338 passing yards and 402 total yards, while engineering a 23-point fourth quarter in leading the Rebels to a 29-28 come-from-behind win ... Completed 25 of 42 passes with two TDs and one INT, while rushing for 64 yards on 15 attempts ... Named SEC Freshman of the Week ... at Vanderbilt (11/19/16): Completed 20 of 42 passes for 222 yards with two TDs and no INTs, and rushed 13 times for 32 yards ... vs. Mississippi State (11/26/16): Was 27 of 48 for 320 passing yards with two TDs and two INTs, while rushing for 73 yards on 13 carries ... Early enrollee out of high school ... Member of the 2016 signing class ... HIGH SCHOOL: A U.S. Army and USA Today All-America selection ... Ranked the No. 1 QB of the 2016 recruiting class and a 5-star recruit by Rivals, 247Sports and Scout ... Listed as the No. 3 overall recruit by Rivals, No. 3 by 247Sports, No. 4 by Scout and No. 15 by ESPN ... Named the MVP of the U.S. Army All-American Bowl after completing 6 of 9 passes for 90 yards and two TDs and leading the West to a 37-9 victory over the East ... Named the MVP of the Elite 11 QB competition ... Led IMG Academy (Bradenton, Fla.) to its first undefeated season in school history as a senior ... Was a team captain and named the Offensive Player of the Year at IMG ... Named first team All-State by USA Today ... Threw for 1,533 yards and 18 TDs as a senior ... Led Calvary Baptist (Shreveport, La.) to back-to-back Louisiana Division III state championships during his sophomore and junior seasons ... Threw for 2,428 yards and 38 TDs as a junior and 2,655 yards and 34 TDs as a sophomore ... Named the Louisiana Sports Writers Association All-State QB after each season ... Coached in high school by Kevin Wright ... Also played basketball and baseball in high school ... PERSONAL: Son of Sean and Karen Patterson ... Full name is Shea Christopher Patterson ... Born: Jan. 17, 1997 ... Grandfather, George Patterson, played for the NBA's Detroit Pistons ... Older brother, Sean, is a senior player personnel analyst on the Ole Miss football staff ... Enrolled in the College of Liberal Arts ... Made U.M.A.A. Honor Roll for Spring 2016 ... SEC Academic Honor Roll in 2016 ... NFF Freshman Scholar-Athlete ... Member of the SEC Football Student-Athlete Leadership Council ... 3.02 GPA.

S. PATTERSON'S CAREER STATISTICS

—PASSING—

Year	G-S	Cmp-Att	Pct.	Yds	TD	INT	LP
2016	3-3	72-132	54.5	880	6	3	40
Total	3-3	72-132	54.5	880	6	3	40

Year	G-S	Avg/G	Effic.
2016	3-3	293.3	121.0
Total	3-3	293.3	121.0

—RUSHING—

Year	G-S	Att	Yds	TD	Lg	Avg.
2016	3-3	41	169	0	29	4.1
Total	3-3	41	169	0	29	4.1

—TOTAL OFFENSE—

Year	G-S	Rush	Pass	Total	Avg/G
2016	3-3	169	880	1049	349.7
Total	3-3	169	880	1049	349.7

S. PATTERSON'S CAREER HIGHS

PASSING ATTEMPTS: 48, vs. Mississippi State (11/26/16)
COMPLETIONS: 27, vs. Mississippi State (11/26/16)
PASSING YARDS: 338, at Texas A&M (11/12/16)
PASSING TDs: 2, 3x, MR: vs. Mississippi State (11/26/16)
LONG COMPLETION: 40, at Texas A&M (11/12/16)
300-YARD PASSING GAMES: 2, MR: vs. Mississippi St. (11/26/16)
RUSHING ATTEMPTS: 15, at Texas A&M (11/12/16)
RUSHING YARDS: 73, vs. Mississippi State (11/26/16)
LONGEST RUSH: 29, vs. Mississippi State (11/26/16)
TOTAL OFFENSE YARDS: 402, at Texas A&M (11/12/16)
TOTAL TOUCHDOWNS: 2, 3x, MR: vs. Mississippi State (11/26/16)



7 - JASON PELLERIN
6-4 • 237 • SO-1L • ATH
NEW IBERIA, LA.
(NEW IBERIA CATHOLIC)

Enters fall as a No. 2 slot receiver ... Spent time at both receiver and tight end in the spring after playing quarterback his first two years on the team ... One of the best leaders on the team ... High football IQ with potential to make an impact at multiple positions this fall ... 2016: Played in nine games as a backup QB ... Finished third on team with three rushing TDs, totaling 90 yards on 29 attempts ... Completed 11 of 22 passes for 104 yards with two TDs and three INTs ... Earned first letter ... vs. Wofford (9/10/16): Made his collegiate debut and completed 2 of 3 passes for 23 yards, a TD and an INT, while rushing six times for 27 yards and another TD ... vs. #11 Georgia (9/24/16): Completed 2 of 5 passes for 11 yards, a TD and an INT, while rushing four times for 15 yards ... vs. Memphis (10/11/16): Rushed eight times for 22 yards and two TDs ... at #23 LSU (10/22/16): Saw action but did not record any stats ... vs. #15 Auburn (10/29/16): Rushed three times for 3 yards ... vs. Georgia Southern (11/5/16): Entered the game in relief of injured starter Chad Kelly and completed 1 of 5 passes for 19 yards and an INT, while rushing four times for 29 yards ... at #8 Texas A&M (11/12/16): Rushed twice for -6 yards ... at Vanderbilt (11/19/16): Completed 6 of 9 passes for 51 yards and rushed once for no gain ... vs. Mississippi State (11/26/16): Rushed once for no gain ... 2015: Did not see action and was redshirted ... Member of the 2015 signing class ... HIGH SCHOOL: Listed as a 4-star recruit by 247Sports and ESPN ... Rated the 10th-best dual-threat quarterback in the country by 247Sports and 11th by ESPN ... Scout tabbed him the No. 23 overall QB in the 2015 class ... Listed as the 13th-best prospect in Louisiana by 247Sports ... Led his high school to its first ever undefeated regular season and a berth in the 2014 LHSAA Division III title game his senior year ... Named District MVP and Daily Iberian Offensive MVP ... Operating the Panthers' Wing-T offense, completed 63 of 111 passes for 1,099 yards and 13 TDs, while rushing for 1,103 yards and 28 more scores ... As a junior, he led New Iberia Catholic to a 9-3 record and state semifinals berth while accounting for 34 TDs (22 passing, 12 rushing), 1,917 passing yards and 786 rushing yards ... Coached in high school by Brent Indest ... Also played basketball and baseball ... PERSONAL: Son of Perry and Sonia Pellerin ... Full name is Jason Chad Pellerin ... Born: Nov. 25, 1996 ... Majoring in risk and insurance ... SEC Academic Honor Roll in 2015 and 2016 ... Made Dean's Honor Roll for Spring 2016 and U.M.A.A. Honor Roll for Fall 2015 ... NFF Freshman Scholar-Athlete ... 3.24 GPA.

PELLERIN'S CAREER STATISTICS

—PASSING—

Year	G-S	Cmp-Att	Pct.	Yds	TD	INT	LP
2016	9-0	11-22	50.0	104	2	3	19
Total	9-0	11-22	50.0	104	2	3	19

Year	G-S	Avg/G	Effic.
2016	9-0	11.6	92.4
Total	9-0	11.6	92.4

—RUSHING—

Year	G-S	Att	Yds	TD	Lg	Avg.
2016	9-0	29	90	3	9	3.1
Total	9-0	29	90	3	9	3.1

—TOTAL OFFENSE—

Year	G-S	Rush	Pass	Total	Avg/G
2016	9-0	90	104	194	21.6
Total	9-0	90	104	194	21.6

PELLERIN'S CAREER HIGHS

PASSING ATTEMPTS: 9, at Vanderbilt (11/19/16)
 COMPLETIONS: 6, at Vanderbilt (11/19/16)
 PASSING YARDS: 51, at Vanderbilt (11/19/16)
 PASSING TDs: 1, 2x, MR: vs. Georgia (9/24/16)
 LONG COMPLETION: 19, vs. Georgia Southern (11/5/16)
 RUSHING ATTEMPTS: 8, vs. Memphis (10/1/16)
 RUSHING YARDS: 29, vs. Georgia Southern (11/5/16)
 RUSHING TDs: 2, vs. Memphis (10/1/16)
 LONGEST RUSH: 9, 2x, MR: vs. Georgia Southern (11/5/16)
 TOTAL OFFENSE YARDS: 51, at Vanderbilt (11/19/16)
 TOTAL TOUCHDOWNS: 2, 2x, MR: vs. Memphis (10/1/16)

28 - D'VAUGHN PENNAMON
 5-11 • 238 • SO-1L • RB
 HOUSTON, TEXAS
 (MANVEL)



Tied for No. 2 at running back on the depth chart ... Biggest of the Rebel tailbacks ... Has ability to be an all-around good back as he improves his consistency ... **2016:**

Played in nine games as a backup RB and on special teams ... Totaled 63 yards and a TD on 20 carries, as well as two catches for 20 yards ... Earned first letter ... vs. *Wofford* (9/10/16): Made his collegiate debut and rushed six times for 13 yards ... vs. *#1 Alabama* (9/17/16): Rushed once for a 3-yard gain ... vs. *#11 Georgia* (9/24/16): Ran the ball six times for 37 yards and his first career TD, while also catching an 11-yard pass ... at *#23 LSU* (10/22/16): Ran six times for 8 yards and caught a 9-yard pass out of the backfield ... vs. *Georgia Southern* (11/5/16): Ran the ball once for a 3-yard loss ... Member of the 2016 signing class ... **HIGH SCHOOL:** Selected to play in the *Semper Fidelis* All-America Game ... Rated a 4-star prospect by all the major recruiting services ... Listed in the *Rivals 300* and *247Sports Top 247* ... Ranked the No. 5 all-purpose back in the country by *Rivals* and *247Sports* and the 23rd-best RB by *Scout* ... Tabbed the 23rd-best player in the state of Texas by *Rivals* ... Ranked the No. 6 running back in the state of Texas by *Scout* ... Honorable mention All-State pick by the *Associated Press* after racking up 1,585 rushing yards and 24 TDs, as well as 20 catches for 172 yards and three more scores ... Was a second team all-district selection as a junior after rushing for 660 yards and six TDs with 17 catches for 265 yards and seven TDs ... In his career, he rushed for 2,565 yards and 33 touchdowns while hauling in 48 passes for 489 yards and 11 touchdowns ... Coached in high school by Kirk Martin ... High school teammate of fellow Rebel Deontay Anderson ... **PERSONAL:** Son of Elaine Winn ... Full name is D'Vaughn Markel Pennamon ... Born: June 24, 1998 ... Nickname is Blue ... Exercise science major.

PENNAMON'S CAREER STATISTICS

—RUSHING—

Year	G-S	Att	Yds	TD	Lg	Avg.
2016	9-0	20	63	1	14	3.2
Total	9-0	20	63	1	14	3.2

—RECEIVING—

Year	G-S	Rec	Yds	TD	Lg	Avg.
2016	9-0	2	20	0	11	10.0
Total	9-0	2	20	0	11	10.0

PENNAMON'S CAREER HIGHS

RUSHING ATTEMPTS: 6, 3x, MR: at LSU (10/22/16)
 RUSHING YARDS: 37, vs. Georgia (9/24/16)
 LONGEST RUSH: 14, vs. Georgia (9/24/16)
 RUSHING TDs: 1, vs. Georgia (9/24/16)
 RECEPTIONS: 1, 2x, MR: at LSU (10/22/16)
 RECEIVING YARDS: 11, vs. Georgia (9/24/16)
 LONG RECEPTION: 11, vs. Georgia (9/24/16)



24 - TAYLER POLK
 5-11 • 220 • SR-3L • LB
 MAGEE, MISS.
 (BRANDON)

Listed No. 2 at Sam linebacker ... Has shown good leadership in the linebacker room ... Smart, hard-working player who pays attention to detail ... **2016:** Played in

every game with two starts at outside LB ... Also saw extensive action on special teams ... Registered 34 tackles, 0.5 TFL and a pass breakup on the year ... Earned third letter ... vs. *#4 Florida State* (9/5/16): Made two solo stops ... vs. *Wofford* (9/10/16): Talled three tackles, including 0.5 TFL ... vs. *#1 Alabama* (9/17/16): Made two solo stops ... vs. *#11 Georgia* (9/24/16): Made five tackles (three solo) ... vs. *Memphis* (10/1/16): Made six tackles (four solo) and broke up a pass in his first career start ... vs. *#15 Auburn* (10/29/16): Made three tackles (two solo) in start ... vs. *Georgia Southern* (11/5/16): Collected four tackles (one solo) ... at *Vanderbilt* (11/19/16): Made two tackles (one solo) ... vs. *Mississippi State* (11/26/16): Recorded a career-high seven tackles (four solo) ... **2015:** Played in 12 games as a backup linebacker and on special teams ... Missed the Texas A&M game due to a concussion he suffered at Memphis ... Totaled 14 tackles on the year ... Earned second letter ... vs. *UT Martin* (9/5/15): Made two tackles (one solo) as a backup at Stinger linebacker ... vs. *Fresno State* (9/12/15): Had five tackles ... vs. *Vanderbilt* (9/26/15): Made two tackles (one solo) ... vs. *New Mexico State* (10/10/15): Recorded four tackles (three solo) ... *Sugar Bowl* vs. *#16 Oklahoma State* (1/1/16): Made one solo tackle ... *Spring 2015:* Received the Park Stevens Memorial Award as the team's top walk-on of the spring ... **2014:** Played in every game at Stinger linebacker and on special teams ... Totaled 10 tackles, a TFL and a fumble recovery on the year ... Broke his hand during the Mississippi State game, but returned to play in the bowl game ... Earned first letter ... vs. *Boise State* (8/28/14): Impressive college debut, posting four tackles and a TFL ... vs. *UL-Lafayette* (9/13/14): Assisted on a tackle ... vs. *Memphis* (9/27/14): Made one tackle ... at *#23 LSU* (10/25/14): Assisted on a tackle ... vs. *Presbyterian* (11/8/14): Made two tackles (one solo) and recovered a fumble ... at *Arkansas* (11/22/14): Recorded one solo tackle ... **2013:** Did not see action and was redshirted ... Non-scholarship player who joined the team in the fall ... **HIGH SCHOOL:** Named the 2012 Jackson Metro Player of the Year and a first team All-State selection by *The Clarion-Ledger* ... Played in the Alabama-Mississippi All-Star Game after his senior year and made six tackles with a tackle for loss ... Racked up 213 tackles, five sacks and two interceptions as a senior ... Recorded an amazing 35 tackles in the Class 6A state championship game for Brandon ... Region 3-6A MVP ... Racked up 564 career tackles and 18 sacks ... Coached in high school by Brad Peterson ... Honor roll student ... **PERSONAL:** Son of Brinson Polk and Cheryl Sullivan ... Full name is Robert Tayler Jennings Polk ... Born: Jan. 6, 1995 ... Earned a bachelor's degree in general studies (minors in history, education, political science) in May ... Pursuing a master's degree in teaching ... Made Chancellor's Honor Roll for Spring 2014, Fall 2015 and Spring 2016, Dean's Honor Roll for Fall 2014, and U.M.A.A. Honor Roll for Fall 2013 ... Named to SEC Academic Honor Roll in 2014, 2015 and 2016 ... Participated in a mission trip to Haiti in 2014 ... 3.51 GPA.

POLK'S CAREER STATISTICS

—DEFENSE—

Year	G-S	UT	AT	TT	TFL-YDS	Sacks-Yds
2014	13-0	4	6	10	1.0-3	0.0-0
2015	12-0	6	8	14	0.0-0	0.0-0
2016	12-2	19	15	34	0.5-1	0.0-0
Total	37-2	29	29	58	1.5-4	0.0-0

Year	CF	FR	PD	PRES	INT	BLK
2014	0	1	0	0	0	0
2015	0	0	0	0	0	0
2016	0	0	1	0	0	0
Total	0	1	1	0	0	0

POLK'S CAREER HIGHS

TACKLES: 7, vs. Mississippi State (11/26/16)
 SOLO TACKLES: 4, 2x, MR: vs. Mississippi State (11/26/16)
 TFLs: 1.0, vs. Boise State (8/28/14)
 FUMBLES RECOVERED: 1, vs. Presbyterian (11/8/14)
 PASSES DEFENDED: 1, vs. Memphis (10/1/16)



90 - JACK PROPST
 5-10 • 192 • FR-RS • LS
 BRENTWOOD, TENN.
 (BRENTWOOD ACADEMY)

Competing for an opportunity to play at long snapper ... **2016:** Did not see action and was redshirted ... Non-scholarship player who joined the team for fall camp ...

HIGH SCHOOL: Rated a 5-star snapper and No. 4 nationally by *Kohl's Kicking* ... Was a four-year starter for Brentwood Academy ... As a senior, helped Brentwood to a 12-1 record and a state championship ... Was perfect on every snap throughout his career ... Coached in high school by Cody White ... Named to the Headmaster's List and was an honor roll student ... High school teammate of Rebels Dawson Knox, Bryce Mathews and Isaac Way ... **PERSONAL:** Son of Kim and Ed Ewins and Kevin Propst ... Full name is Jack Remmel Propst ... Born: June 14, 1997 ... Political science major ... Made Chancellor's Honor Roll for Fall 2016 and Spring 2017.



43 - TY QUICK
 6-3 • 264 • SR-3L • TE
 TERRY, MISS.
 (COPIAH ACADEMY)

Enters fall as the No. 2 tight end ... Utility player who can play any role among the tight ends ... A leader in the TE room ... **2016:** Saw action in every game as a

backup TE and on special teams ... Earned third letter ... Non-scholarship player who joined the team during the 2013 season ... **2015:** Played in three games as a reserve TE (UT Martin, Fresno State, New Mexico State) ... Earned second letter ... **2014:** Played in one game ... Earned first letter ... vs. *Presbyterian* (11/8/14): Made his college debut as a tight end ... **2013:** Did not see action and was redshirted ... Non-scholarship player who joined the team during the 2013 season ... **HIGH SCHOOL:** Second team all-conference and first team all-district selection as a defensive lineman ... Coached in high school by Scotty Cline ... Also participated in basketball, track & field, tennis and baseball ... Two-time team MVP in basketball and played in the MAIS All-Star game ... South State AAA champion in the shot put ... **PERSONAL:** Son of Rick and Pam Quick ... Full name is Tyler Blake Quick ... Born: Nov. 5, 1994 ... Older brother, Taylor, was on the Ole Miss football team in 2009 ... Earned a bachelor's degree in marketing in May ... Made U.M.A.A. Honor Roll for Fall 2014.



48 - JACK RABORN

6-1 • 212 • JR-SQ • LB
ADVANCE, N.C.
(MT. TABOR)

2016: Did not see action ... **2015:** Did not see action ... **2014:** Did not see action and was redshirted ... Non-scholarship player who joined the team in the fall ... **HIGH**

SCHOOL: An all-region, all-county and all-conference linebacker at Mt. Tabor ... Racked up 130 tackles his senior year ... As a junior, posted 100 tackles and eight forced fumbles ... Named his team's Defensive MVP ... Coached in high school by Laymarr Marshall ... Also ran track ... Honor roll student ... **PERSONAL:** Son of Jeff and Ashley Raborn ... Full name is John Hulsey Raborn ... Born: May 23, 1996 ... Majoring in business ... Made U.M.A.A. Honor Roll for Fall 2014 and Spring 2015 ... SEC Academic Honor Roll in 2015 ... Would like to work for an NFL team ... Aspires to be an NFL general manager.



50 - SEAN RAWLINGS

6-5 • 284 • JR-2L • OL
MADISON, MISS.
(MADISON RIDGELAND
ACADEMY)

Listed No. 1 at center ... Has developed into a leader ... Expecting big things from him this year ... Has played meaningful

snaps at both tackle and center in his career ... **2016:** Played in 11 games with eight starts (seven at right tackle, one at center) ... Helped Ole Miss rank 13th nationally in passing (314.9 ypg) and fewest TFLs allowed (4.67/game) ... Missed the Georgia Southern game due to injury ... Earned second letter ... vs. #4 Florida State (9/5/16): Started at right tackle and played a few snaps at center, helping Ole Miss score 34 points and rack up 313 passing yards ... vs. Wofford (9/10/16): Helped the Rebels gain 416 total yards and score 38 points in start ... vs. #1 Alabama (9/17/16): Helped Ole Miss put up 43 points, 522 total yards and 421 passing yards against the nation's top-ranked team, in start ... vs. #11 Georgia (9/24/16): Helped roll up 510 total yards and 45 points for an O-line that allowed just one sack, in start ... vs. Memphis (10/1/16): Helped the Rebels gain 624 total yards (fifth-most in school history) and 263 rushing yards in start ... at #22 Arkansas (10/15/16): Helped Ole Miss compile 403 total yards (150 rushing) in start ... vs. #15 Auburn (10/29/16): Started at center for the first time in his career and helped Chad Kelly and Ole Miss establish a school record with 465 passing yards ... at #8 Texas A&M (11/12/16): Wasn't supposed to play due to injury, but came off the bench in the second half as the Rebels' third center of the day and helped lead Ole Miss to a come-from-behind win with 23 fourth-quarter points in the 29-28 victory ... vs. Mississippi State (11/26/16): Helped Ole Miss rack up 528 total yards and 320 passing yards ... **2015:** Named SEC All-Freshman by Gridiron Now ... Played in 10 games with seven starts at right tackle ... Helped the Rebel offense shatter the majority of single-season school records, including most total yards, points, touchdowns and passing yards ... Earned first letter ... vs. UT Martin (9/5/15): Started at right tackle in his college debut and helped Ole Miss to its most points (76) since 1935 and second-most yards (662) ever in a single game ... vs. Fresno State (9/12/15): Helped Ole Miss score 73 points and rack up 607 total yards in start ... at #2 Alabama (9/19/15): Helped Ole Miss score its most points ever in Tuscaloosa (43) and rack up 433 yards against the Tide's stellar defense, in start ... vs. Vanderbilt (9/26/15): Helped Ole Miss achieve 30 first downs and paved the way for Jaylen Walton's 133-yard rushing performance, in start ... at #23 Florida (10/3/15): Started at RT and made two tackles after Rebel turnovers ... vs. New Mexico State (10/10/15): Helped Ole Miss gain 665 total yards, second-most in school history, in start ... at #22 Memphis (10/17/15): Helped the Rebels set a school record with 440 passing yards in start ... vs. #15 Texas A&M (10/24/15): Paved the way for 230 rushing yards and 471 total yards ... vs. #15 LSU (11/21/15): Helped Ole Miss score its fourth-most

points ever against LSU (38) ... Sugar Bowl vs. #16 Oklahoma State (1/1/16): Helped Ole Miss set school records for most points (48) and yards (554) in a bowl game ... Missed part of spring drills with a broken arm but is fully healthy this fall ... **2014:** Did not see action and was redshirted ... Member of the 2014 signing class ... **HIGH SCHOOL:** A consensus 3-star prospect and ranked the No. 25 center in the country by Scout ... Listed as the nation's No. 72 offensive tackle by 247Sports and the No. 79 offensive guard by ESPN ... The No. 19 player in Mississippi according to Rivals ... Listed No. 19 on The Clarion-Ledger Targeted 22 list ... Named first team All-State and All-Metro at center by The Clarion-Ledger after his senior season ... Graded out at 96 percent on the season with 46 pancake blocks and 59 knockdowns ... Also played on the defensive line ... Coached in high school by Forrest Williams ... Also played basketball ... **PERSONAL:** Son of Jeff and Sandy Rawlings ... Full name is Sean McArthur Rawlings ... Born: Aug. 11, 1995 ... Both parents attended Ole Miss ... Marketing major ... Named to SEC Academic Honor Roll in 2014, 2015 and 2016 ... Made Dean's Honor Roll for Fall 2014 and Spring 2015 and U.M.A.A. Honor Roll for Fall 2015 and Spring 2016 ... Participated in a spring break mission trip to Haiti in 2016 ... 3.26 GPA.



13 - GRANT RESTMEYER

6-3 • 238 • FR-RS • QB
MCKINNEY, TEXAS
(MCKINNEY BOYD)

2016: Did not see action and was red-shirted ... Non-scholarship player who joined the team for fall camp ... **HIGH SCHOOL:** Threw for 2,182 yards and 19 touchdowns with only five interceptions as a senior ... Also played baseball ... Coached in high school by Don Drake ... **PERSONAL:** Risk and insurance major.



88 - TY REYES

6-1 • 261 • FR-RS • DE
MARIETTA, GA.
(SPRAYBERRY)

2016: Did not see action and was red-shirted ... Non-scholarship player who joined the team for fall camp ... **HIGH SCHOOL:** Earned two letters playing defensive line at Sprayberry High School ... Coached by Billy Shackelford ... Also lettered in track and lacrosse ... **PERSONAL:** Son of former Ole Miss football player Tutan Reyes who spent a decade playing in the NFL from 2000-09 ... Full name is Tyriq Marques Reyes ... Plans to become a sports analyst ... Broadcast journalism major.



80 - JOSH RICKETTS

6-0 • 197 • FR-HS • WR
MADISON, MISS.
(MADISON CENTRAL)

Non-scholarship player who joined the team for spring drills ... **HIGH SCHOOL:** Two-year letterman as a wide receiver for Madison Central ... Caught 43 passes for 731 yards and a TD as a senior ... Coached in high school by Bobby Hall ... Also played baseball ... **PERSONAL:** Son of Bob and Angie Ricketts ... Full name is Joshua Joseph Ricketts ... Born: March 15, 1997 ... Enrolled in the College of Liberal Arts.



52 - AUSTRIAN ROBINSON

6-4 • 280 • SO-1L • DT
NEW YORK, N.Y.
(TRINITY-PAWLING SCHOOL)

Tied for No. 2 at defensive tackle on the depth chart ... Good player inside ... Coaches look for him to make an impact this year ... Sat out the Grove Bowl due to injury ... **2016:** Played in five games (Wofford, Georgia, LSU, Vanderbilt, Mississippi State) ... Earned first letter ... vs. Wofford (9/10/16): Made his collegiate debut and posted one tackle ... vs. #11 Georgia (9/24/16): Recorded his first career sack and fumble recovery ... at Vanderbilt (11/19/16): Made one solo stop ... **2015:** Did not see action and was redshirted ... Member of the 2015 signing class ... **HIGH SCHOOL:** A consensus 3-star prospect, rated the No. 33 strongside defensive end by Rivals ... Listed as the nation's No. 59 offensive tackle by Scout ... Tabbed the No. 2 or No. 3 prospect in the state of New York by all the recruiting services ... Played on both the offensive and defensive lines for Trinity-Pawling ... Credited with 25 tackles as a senior ... Had 40 tackles and 10 sacks as a junior ... Coached in high school by Nick LaFontaine ... Grew up in Harlem ... **PERSONAL:** Son of India Robinson ... Full name is Austrian Daquan Robinson ... Born: March 12, 1996 ... Majoring in general studies (minors in education, legal studies, recreation administration) ... Wants to be a coach after his playing career is over.

ROBINSON'S CAREER STATISTICS

—DEFENSE—

Year	G-S	UT	AT	TT	TFL-YDS	Sacks-Yds
2016	5-0	2	2	4	1.0-2	1.0-2
Total	5-0	2	2	4	1.0-2	1.0-2

Year	CF	FR	PD	PRES	INT	BLK
2016	0	1	0	0	0	0
Total	0	1	0	0	0	0

ROBINSON'S CAREER HIGHS

TACKLES: 1, 4x, MR: at Vanderbilt (11/19/16)
SOLO TACKLES: 1, 2x, MR: at Vanderbilt (11/19/16)
TFLs: 1.0, vs. Georgia (9/24/16)
SACKS: 1.0, vs. Georgia (9/24/16)
FUMBLE RECOVERIES: 1 vs. Georgia (9/24/16)



97 - QAADIR SHEPPARD

6-3 • 249 • SO-RS • DE
BRONX, N.Y.
(IONA PREP/SYRACUSE)

Enters fall as co-starter at DE ... Great attitude and has all the tools to be a special player ... Spring 2017: Had a game-high two sacks in the Grove Bowl ... **2016:** Transferred to Ole Miss in August ... Sat out the season due to NCAA transfer rules ... **SYRACUSE (2015):** One of 15 true freshmen to play for the Orange ... Appeared in nine games as a reserve DE and special teams player ... At Virginia, picked off QB Matt Johns late in the first half to record his first career interception ... Made his first career tackle at Louisville (11/7) ... **HIGH SCHOOL:** Rated a 3-star prospect out of Iona Prep by Rivals, ESPN and 247Sports ... Listed as the fourth-best recruit from New York by Rivals and ESPN ... Tabbed the 19th-best TE-H in the country by ESPN ... 2014 Class AA All-State selection ... 2014 Hudson Valley Super 11 selection ... Selected to play in the 2014 Senior Bowl ... 2014 Journal News All-Star ... 2014 MSG Varsity All-Metro first team honoree ... 2014 All-Hudson Valley selection ... As a senior, recorded 12 sacks and five fumble recoveries as a defensive end and caught 54 passes for 842 yards and 13 touchdowns as a tight end ... Helped lead the Gaels to the CHSFL AAA championship game ... Team captain as a senior ... Played under coach Vic Quirolo ... **PERSONAL:** Son of Ray and Rebecca Sheppard ... Full name is Qaadir Siah Quaaahie Sheppard ... Born: March 1997 ... Management major.



33 - JOHN-PATRICK SHERLING
5-11 • 240 • SR-2L • LB
FAIRHOPE, ALA.
(FAIRHOPE)

2016: Saw action on special teams in four games (Wofford, Alabama, Georgia, Memphis) ... Earned second letter ... vs. *Wofford (9/10/16):* Made one tackle ... vs. *Memphis (10/1/16):* Posted two tackles ... Non-scholarship player who joined the team in 2013 ... **2015:** Played in six games as a reserve LB and on special teams ... Earned first letter ... vs. *UT Martin (9/5/15):* Made his college debut and posted four tackles ... **2014:** Did not see action ... **2013:** Did not see action and was redshirted ... Non-scholarship player who joined the team for fall camp ... **HIGH SCHOOL:** Played in the Alabama-Mississippi All-Star Game ... Named All-County by the *Gulf Coast News* ... Named to the All-Region second team by the *Mobile Press-Register* ... Recorded 174 tackles, two sacks and two forced fumbles as a senior ... Coached in high school by Adam Winegardner ... Also played basketball ... **PERSONAL:** Son of Amzi and Eileen Sherling ... Full name is John-Patrick Sherling ... Born: Aug. 26, 1994 ... His grandfather, Bob McCain, played football at Ole Miss and was drafted by the Pittsburgh Steelers ... Majoring in mathematics ... Made U.M.A.A. Honor Roll for Fall 2013.

SHERLING'S CAREER STATISTICS

—DEFENSE—

Year	G-S	UT	AT	TT	TFL-YDS	Sacks-Yds
2015	6-0	0	4	4	0.0-0	0.0-0
2016	4-0	0	3	3	0.0-0	0.0-0
Total	10-0	0	7	7	0.0-0	0.0-0

SHERLING'S CAREER HIGHS

TACKLES: 4, vs. UT Martin (9/5/15)



70 - JORDAN SIMS
6-4 • 330 • JR-2L • OL
HOMEWOOD, ALA.
(HOMEWOOD)

Listed No. 1 at right guard ... Intelligent, physical run blocker ... A leader on the line ... **2016:** Played in every game with 11 starts (10 at right guard, one at left guard) ... Helped Ole Miss rank 13th nationally in passing (314.9 ypg) and fewest TFLs allowed (4.67/game) ... Earned second letter ... vs. *#4 Florida State (9/5/16):* Helped Ole Miss score 34 points and rack up 313 passing yards in start ... vs. *Wofford (9/10/16):* Helped the Rebels gain 416 total yards and score 38 points in start ... vs. *#1 Alabama (9/17/16):* Helped Ole Miss put up 43 points, 522 total yards and 421 passing yards against the nation's top-ranked team, in start ... vs. *#11 Georgia (9/24/16):* Helped roll up 510 total yards and 45 points for an O-line that allowed just one sack, in start ... Received SEC O-Lineman of the Week honors ... vs. *Memphis (10/1/16):* Helped the Rebels gain 624 total yards (fifth-most in school history) and 263 rushing yards in start ... at *#22 Arkansas (10/15/16):* Helped Ole Miss compile 403 total yards (150 rushing) in start ... Made PFF SEC Team of the Week ... vs. *#15 Auburn (10/29/16):* Helped Chad Kelly and Ole Miss establish a school record with 465 passing yards ... vs. *Georgia Southern (11/5/16):* Moved over to left guard and helped Ole Miss pile up 37 points and 441 total yards in start ... at *#8 Texas A&M (11/12/16):* Started and helped Ole Miss rack up 490 total yards and 30 first downs in the come-from-behind win ... vs. *Mississippi State (11/26/16):* Helped Ole Miss pile up 528 total yards and 31 first downs in start ... **2015:** Played in every game with four starts at right guard ... Helped the Rebel offense shatter the majority of single-season school records, including most total yards, points, touchdowns and passing yards ... Earned first letter ... vs. *UT Martin (9/5/15):* Saw action as a backup guard and helped Ole Miss to its most points (76) since 1935 and second-most yards (662) ever in a single game ... vs. *Fresno State (9/12/15):* Helped Ole Miss score 73 points and rack

up 607 total yards ... at *#2 Alabama (9/19/15):* Helped Ole Miss score its most points ever in Tuscaloosa (43) and rack up 433 yards against the Tide's stellar defense ... vs. *Vanderbilt (9/26/15):* Helped Ole Miss achieve 30 first downs and paved the way for Jaylen Walton's 133-yard rushing performance ... vs. *New Mexico State (10/10/15):* Helped Ole Miss gain 665 total yards, second-most in school history ... at *#22 Memphis (10/17/15):* Helped the Rebels set a school record with 440 passing yards ... vs. *#15 Texas A&M (10/24/15):* Paved the way for 230 rushing yards and 471 total yards ... at *Auburn (10/31/15):* Made his first career start and helped Ole Miss accumulate 558 total yards and 27 first downs in the SEC road win ... vs. *Arkansas (11/7/15):* Helped the Rebels pile up 52 points, 222 rushing yards and 590 total yards, in start ... vs. *#15 LSU (11/21/15):* Helped Ole Miss score its fourth-most points ever against LSU (38), in start ... at *#21 Mississippi State (11/28/15):* Helped pave the way for the Rebels' 479 total yards and 243 rushing yards in start ... *Sugar Bowl vs. #16 Oklahoma State (11/16):* Helped Ole Miss set school records for most points (48) and yards (554) in a bowl game ... Lost about 40 pounds in the offseason ... *Spring 2015:* Received the Eli Manning Award as the team's most improved offensive player of the spring ... **2014:** Did not see action and was redshirted ... Member of the 2014 signing class ... **HIGH SCHOOL:** Named a *U.S. Army* All-American ... Made the *MaxPreps* Medium Schools All-America second team ... Listed as a 4-star recruit by *ESPN* ... Ranked the No. 19 offensive guard in the country by *ESPN* and No. 21 by *247Sports* ... Rated as the No. 14 player in Alabama by *Scout* and No. 15 by *247Sports* and *ESPN* ... Competed in the Alabama-Mississippi All-Star Classic ... Named to the All-Metro team by the *Birmingham News* ... Made the *AL.com* All-Super State team ... Was an *AP* Class 5A All-State team selection ... Named the 2013 *ASWA* Class 5A Lineman of the Year ... Graded at 91 percent with 81 pancake blocks and no sacks allowed as a senior ... Coached in high school by Doug Goodwin ... **PERSONAL:** Son of Adrian and Lisa Sims ... Full name is Jordan Alexander Sims ... Born: Aug. 28, 1996 ... Exercise science major ... Made U.M.A.A. Honor Roll for Spring 2016.



9 - BRELAND SPEAKS
6-3 • 285 • JR-2L • DT
JACKSON, MISS.
(CALLAWAY)

Enters fall as the starting defensive tackle ... Had a really good spring ... Has worked hard to improve ... Leader on the defense ... **2016:** Tied for the team lead with eight

QB hurries ... Totaled 28 tackles, 1.5 TFLs, 1.0 sack and a pass breakup on the year ... Played in every game with seven starts at DT ... Earned second letter ... vs. *#4 Florida State (9/5/16):* Posted a tackle and a QB hurry in start ... vs. *Wofford (9/10/16):* Made three tackles, including 0.5 TFL, in start ... vs. *#1 Alabama (9/17/16):* Posted five stops (two solo) and a QB hurry in start ... vs. *#11 Georgia (9/24/16):* Posted five tackles (one solo) and three QB hurries in start ... vs. *Memphis (10/1/16):* Registered two tackles (one solo) and a QB hurry in start ... at *#22 Arkansas (10/15/16):* Made four tackles (three solo) with a sack and a QB hurry in start ... at *#23 LSU (10/22/16):* Made one tackle in start ... vs. *Georgia Southern (11/5/16):* Totaled four tackles (two solo), a pass breakup and a QB hurry ... at *Vanderbilt (11/19/16):* Made three tackles (two solo) ... **2015:** Played in every game with two starts as a defensive tackle ... Totaled 32 tackles, 5.5 TFLs, a sack, two pass breakups and a fumble recovery on the season ... Helped Ole Miss rank top three among SEC teams in tackles for loss (8.1/game - 7th in NCAA), interceptions (15 - t23rd in NCAA) and takeaways (23 - t38th in NCAA) ... Earned first letter ... vs. *UT Martin (9/5/15):* Made his college debut and collected a pair of tackles (one solo) and a QB hurry ... vs. *Fresno State (9/12/15):* Led the team with nine tackles (two solo) and posted 0.5 TFL ... vs. *Vanderbilt (9/26/15):* Recorded two tackles (one solo) and batted down a pass ... at *#23 Florida (10/3/15):* Made three tackles (two solo), including a TFL ... vs. *New Mexico State (10/10/15):* Assisted on a tackle for loss ... at *#22 Memphis (10/17/15):* Made six tackles (three solo), including a pair of TFLs

for -24 yards ... vs. *#15 Texas A&M (10/24/15):* Made his first career start and tallied three tackles (two solo) ... at *Auburn (10/31/15):* Tallied one tackle, a pass breakup and a QB hurry in start ... vs. *Arkansas (11/7/15):* Assisted on a tackle ... vs. *#15 LSU (11/21/15):* Recorded a QB hurry ... at *#21 Mississippi State (11/28/15):* Made two tackles, including his first career sack ... *Sugar Bowl vs. #16 Oklahoma State (11/16):* Tallied two tackles (one solo), 0.5 TFL and a fumble recovery ... **2014:** Did not see action and was redshirted ... Member of the 2014 signing class ... **HIGH SCHOOL:** *MaxPreps* first team Medium School All-American ... A consensus 4-star recruit ... Rated the No. 135 overall prospect by *247Sports* and No. 179 by *Rivals* ... Rated the nation's 11th-best defensive tackle by *247Sports*, No. 19 DT by *Scout* and No. 12 side defensive end by *Rivals* ... Listed No. 2 on *The Clarion-Ledger* Targeted 22 list and named to the publication's Dandy Dozen ... Chosen to play in the Alabama-Mississippi All-Star Game ... Enjoyed a breakout senior season in which he was named first team all-state at defensive tackle and Metro Player of the Year by *The Clarion-Ledger* ... Tabbed Class 5A Defensive Player of the Year by the *Mississippi Association of Coaches* ... Posted 118 tackles, 26.5 tackles for loss, nine sacks, 18 QB hurries, four forced fumbles, three blocked kicks, five pass breakups and an interception returned for a touchdown while helping Callaway win a school-record 14 games and reach the Class 5A state semifinals ... Also tabbed All-Metro by *The Clarion-Ledger* as a junior after leading the Chargers with a team-high 136 tackles, along with nine TFLs and five forced fumbles while playing middle linebacker ... Coached in high school by Daryl Jones ... High school teammate of fellow Ole Miss Rebel Rod Taylor ... **PERSONAL:** Son of Clyde and Brenda Speaks ... Full name is Breland Clyde Speaks ... Born: Dec. 18, 1995 ... His brother, Marcellus Speaks, was an All-American linebacker at Jackson State ... Majoring in criminal justice with an emphasis in corrections.

SPEAKS' CAREER STATISTICS

—DEFENSE—

Year	G-S	UT	AT	TT	TFL-YDS	Sacks-Yds
2015	13-2	14	18	32	5.5-31	1.0-2
2016	12-7	11	17	28	1.5-8	1.0-6
Total	25-9	25	35	60	7.0-39	2.0-8

Year	CF	FR	PD	PRES	INT	BLK
2015	0	1	2	3	0	0
2016	0	0	1	8	0	0
Total	0	1	3	11	0	0

SPEAKS' CAREER HIGHS

TACKLES: 9, vs. Fresno State (9/12/15)
SOLO TACKLES: 3, 2x, MR: at Arkansas (10/15/16)
TFLs: 2.0, at Memphis (10/17/15)
SACKS: 1.0, 2x, MR: at Arkansas (10/15/16)
FUMBLES RECOVERED: 1, vs. Oklahoma State (11/1/16)
PASSES DEFENDED: 1, 3x, MR: vs. Georgia Southern (11/5/16)
QB HURRIES: 3, vs. Georgia (9/24/16)



20 - JARRION STREET
6-1 • 211 • SO-1L • LB
TRUSSVILLE, ALA.
(HEWITT-TRUSSVILLE)

Tied for No. 2 at Will linebacker ... Shifted from running back to defensive back in the spring and then to linebacker in the summer ... Athletic, fast addition to the linebacker corps ... **2016:** Played in six games, mostly on special teams ... Moved from DB to RB prior to the Texas A&M game ... Earned first letter ... vs. *Wofford (9/10/16):* Made his collegiate debut and posted three tackles (one solo) ... Moved from RB to DB during fall camp ... Member of 2016 signing class ... **HIGH SCHOOL:** A consensus 3-star prospect by the major recruiting services ... Ranked the No. 28 RB recruit in the nation and the second-best from the state of Alabama by *Rivals* ... Played in the Mississippi-Alabama All-Star Classic ... As a senior, rushed for 1,400 yards and 16 TDs while adding 157 receiving yards and a TD to lead Hewitt-Trussville to a 7A playoff appearance ... Named

All-State by the Alabama Sports Writers Association and USA Today ... Class 7A Offensive Player of the Year by the Alabama High School Athletic Directors and Coaches Association ... Coached in high school by Josh Floyd ... High school teammate of Rebels Luke Davis and John Youngblood ... **PERSONAL:** Integrated marketing communications major.

STREET'S CAREER STATISTICS

—DEFENSE—

Year	G-S	UT	AT	TT	TFL-YDS	Sacks-Yds
2016	6-0	1	2	3	0.0-0	0.0-0
Total	6-0	1	2	3	0.0-0	0.0-0

Year	CF	FR	PD	PRES	INT	BLK
2016	0	0	0	0	0	0
Total	0	0	0	0	0	0

STREET'S CAREER HIGHS

TACKLES: 3, vs. Wofford (9/10/16)
SOLO TACKLES: 1, vs. Wofford (9/10/16)



88 - GARRETT STYLES
6-1 • 186 • FR-HS • WR
EASLEY, S.C.
(WREN)

Non-scholarship player who joined the team for spring drills ... **HIGH SCHOOL:** Lettered three years in football, playing quarterback, receiver and defensive back ... Helped Wren to a region championship in 2014 ... Coached in high school by Jeff Tate ... Also ran track, competing in the long jump, triple jump and 4x400m relay ... **PERSONAL:** Son of Devin and Kelley Hickerson ... Full name is Garrett Dustin Styles ... Born: Feb. 2, 1998 ... Enrolled in the College of Liberal Arts.



24 - ERIC SWINNEY
5-9 • 214 • SO-1L • RB
RIVERDALE, GA.
(SANDY CREEK)

Has great ability as a tackle breaker when healthy ... Needs to get back to 100 percent and could make an impact ... **2016:** Injured his left knee in the first half of the season opener and missed the rest of the season ... Earned first letter ... vs. #4 Florida State (9/5/16): Logged one carry for 6 yards before going down with a knee injury in the first half ... Was listed No. 2 on the depth chart at RB ... **2015:** Did not see action and was redshirted after having surgery on a stress fracture in his right leg ... Member of the 2015 signing class ... **HIGH SCHOOL:** Selected to play in the Semper Fidelis All-American Bowl ... Rated a 4-star prospect by all the major recruiting services ... Member of the ESPN 300, Rivals 250 and Scout National 300 ... Listed as the No. 114 overall prospect in the nation by 247Sports and No. 115 by Rivals ... Listed as the No. 11 RB in the nation by 247Sports, No. 12 by Rivals and No. 17 by ESPN ... Listed as the No. 12 overall prospect in Georgia by 247Sports.com and Rivals ... Named Regional Player of the Year, as voted by the region's coaches ... Garnered Atlanta Journal Constitution All-State honors at RB and Georgia Sports Writers Association All-State honors as an athlete ... Rushed 321 times for 1,842 yards and 21 touchdowns, helping lead Sandy Creek to an 11-2 record and a quarterfinal appearance in the Class AAAA Playoffs ... As a junior, rushed 137 times for 1,149 yards and 22 touchdowns ... As a sophomore, rushed 151 times for 1,420 yards and 21 touchdowns, helping lead Sandy Creek to a 15-0 record and a Class AAAA Championship ... Participated in the Rising Seniors Georgia Junior Bowl in 2013 ... Coached in high school by Chip Walker ... High school teammates with Rebels Mike Hilton, Chandler Tuitt and D.J. Forté ... **PERSONAL:** Son of Tracey Glenn ... Full name is Eric Patrick Swinney ... Born: Nov. 17, 1996 ... Majoring in general studies (minors in education, environmental science, recreation administration) ... Wants to pursue a career in education.

SWINNEY'S CAREER STATISTICS

—RUSHING—

Year	G-S	Att	Yds	TD	Lg	Avg.
2016	1-0	1	6	0	6	6.0
Total	1-0	1	6	0	6	6.0

SWINNEY'S CAREER HIGHS

RUSHING ATTEMPTS: 1, vs. Florida State (9/5/16)
RUSHING YARDS: 6, vs. Florida State (9/5/16)
LONGEST RUSH: 6, vs. Florida State (9/5/16)



10 - JORDAN TA'AMU
6-2 • 212 • JR-JC • QB
PEARL CITY, HAWAII
(PEARL CITY/
NEW MEXICO MILITARY)

Listed No. 2 at quarterback ... Versatile athlete who can pass and run well ...

Spring 2017: Completed 6 of 11 passes for 188 yards and a TD, while rushing for 25 yards and another score, in the Grove Bowl ... **JUNIOR COLLEGE:** Rated a 3-star prospect by Scout and ESPN ... Tabbed the No. 4 junior college dual-threat QB in the nation by ESPN ... Member of the Scout JUCO Top 100, listed as the No. 99 overall JUCO prospect in the country ... As a sophomore at NMMI, threw for 3,014 yards and 32 touchdowns while also rushing for 328 yards and seven touchdowns ... Ranked third in the NJCAA with 334.9 passing ypg and second nationally with his 32 passing TDs ... 2016 Southwest Junior College Football Conference Player of the Year, All-Region and All-SWJFC ... Coached in junior college by Joe Forchtner ... **HIGH SCHOOL:** As a senior at Pearl City High School in Hawaii, named All-State and Division 2 Offensive Player of the Year while throwing for 1,779 yards with 29 TDs and only four interceptions ... Also rushed for 392 yards with two TDs ... Led Pearl City to the Hawaii D2 title games in 2013 and 2014 ... Coached in high school by Rob Kami ... **PERSONAL:** Son of Billy and Luisa Ta'amu-Perifanos ... Full name is Jordan Taalolo Ta'amu-Perifanos ... Born: Dec. 10, 1997 ... Majoring in criminal justice.



58 - MIKE TAYLOR
6-1 • 194 • SO-SQ • LS
JACKSON, TENN.
(UNIVERSITY SCHOOL OF JACKSON)

2016: Did not see action ... **2015:** Did not see action and was redshirted ... Non-scholarship player who joined the team in

fall camp ... **HIGH SCHOOL:** Four-year letterman as a tight end and long snapper ... Team captain ... All-state selection as a senior, when he had 57 catches for 947 yards and eight TDs ... Was first team all-district and selected to the West Tennessee All-Star game ... Helped the team to a state championship runner-up finish in 2011 ... Career totals of 87 catches for 1,257 yards and eight TDs ... Coached in high school by Mickey Marley ... Also played basketball for four years ... **PERSONAL:** Son of Mike Taylor and the late Jerrie Taylor ... Full name is Michael Joel Taylor ... Born: Jan. 30, 1997 ... Majoring in integrated marketing communications.



73 - ROD TAYLOR
6-3 • 321 • SR-3L • OL
JACKSON, MISS.
(CALLAWAY)

Tied atop the depth chart at right tackle ... Most athletic of the Rebel O-linemen ... Has been hampered by injuries throughout his career, but could have a great senior year

if healthy ... **2016:** Played in nine games with seven starts at left tackle ... Helped Ole Miss rank 13th nationally in passing (314.9 ypg) and fewest TFLs allowed (4.67/game) ... Did not play vs. Auburn, Georgia Southern or Texas A&M due to an ankle injury and was limited coming off the bench in his return at Vanderbilt ...

Earned third letter ... vs. #4 Florida State (9/5/16): Started at left tackle (for the first time in his career) and helped Ole Miss score 34 points and rack up 313 passing yards ... vs. Wofford (9/10/16): Helped the Rebels gain 416 total yards and score 38 points ... vs. #1 Alabama (9/17/16): Helped Ole Miss put up 43 points, 522 total yards and 421 passing yards against the nation's top-ranked team ... vs. #11 Georgia (9/24/16): Helped roll up 510 total yards and 45 points for an O-line that allowed just one sack ... vs. Memphis (10/11/16): Helped the Rebels gain 624 total yards (fifth-most in school history) and 263 rushing yards ... at #22 Arkansas (10/15/16): Helped Ole Miss compile 403 total yards (150 rushing) ... vs. Mississippi State (11/26/16): Helped Ole Miss pile up 528 total yards and 31 first downs ... Missed spring drills while recovering from shoulder surgery, but returned for fall camp ... **2015:** Played in 10 games with two starts at right guard ... Helped the Rebel offense shatter the majority of single-season school records, including most total yards, points, touchdowns and passing yards ... Missed the UT Martin, Vanderbilt and Mississippi State games due to injury ... Earned second letter ... vs. Fresno State (9/12/15): Helped Ole Miss score 73 points and rack up 607 total yards ... at #2 Alabama (9/19/15): Helped Ole Miss score its most points ever in Tuscaloosa (43) and rack up 433 yards against the Tide's stellar defense ... at #23 Florida (10/3/15): Saw extensive action at RG and made a tackle after a Rebel turnover ... vs. New Mexico State (10/10/15): Helped Ole Miss gain 665 total yards, second-most in school history, in start ... at #22 Memphis (10/17/15): Helped the Rebels set a school record with 440 passing yards ... vs. #15 Texas A&M (10/24/15): Paved the way for 230 rushing yards and 471 total yards in start ... at Auburn (10/31/15): Helped Ole Miss accumulate 558 total yards and 27 first downs in the SEC road win ... vs. Arkansas (11/7/15): Helped the Rebels pile up 52 points, 222 rushing yards and 590 total yards ... vs. #15 LSU (11/21/15): Helped Ole Miss score its fourth-most points ever against LSU (38) ... Sugar Bowl vs. #16 Oklahoma State (1/1/16): Helped Ole Miss set school records for most points (48) and yards (554) in a bowl game ... **2014:** Played in every game with two starts at right guard as a true freshman ... Earned first letter ... vs. Boise State (8/28/14): Made his college debut ... at Vanderbilt (9/6/14): Helped Ole Miss pile up 547 total yards and 34 first downs in his first extensive action ... vs. UL-Lafayette (9/13/14): Helped pave the way for 554 total yards and 56 points ... vs. #1 Alabama (10/4/14): Helped Ole Miss score 20 second-half points in a comeback win over the nation's top-ranked team ... at #14 Texas A&M (10/11/14): Helped Ole Miss play a clean game with only two penalties, two sacks allowed and no turnovers ... vs. Tennessee (10/18/14): Paved the way for Ole Miss' 180 rushing yards and another turnover-free game ... vs. #3 Auburn (11/1/14): Helped Ole Miss rack up 487 total yards ... vs. Presbyterian (11/8/14): Made his first career start and helped generate season-high 640 total yards and 402 rushing yards ... vs. #4 Mississippi State (11/29/14): Helped Ole Miss pile up 532 total yards and as a unit only allowed one sack while protecting a hobbled Bo Wallace (ankle) ... Chick-fil-A Peach Bowl vs. #6 TCU (12/31/14): Started at right guard ... Member of the 2014 signing class ... **HIGH SCHOOL:** An Under Armour All-America selection ... **MaxPreps** second team All-American ... Listed as a 5-star prospect, the No. 1 offensive guard and the No. 25 overall player in the country by 247Sports.com ... ESPN.com lists him as the No. 2 OG and No. 56 player in the nation ... Member of the Rivals250, ranked 106th overall ... The consensus top-rated prospect in Mississippi ... Listed No. 1 on The Clarion-Ledger Targeted 22 list and named to the publication's Dandy Dozen ... A first team All-State and All-Metro selection by The Clarion-Ledger his senior season, collecting more than 100 pancake blocks without giving up a sack ... Named first team Class 5A All-State by the Mississippi Association of Coaches ... Helped Callaway average more than 265 rushing yards per game en route to a school-record 14 wins and the 5A North Half Finals ... Second team Class 5A All-State by the MAC and All-Metro by The Clarion-Ledger his junior year when he helped the Chargers rush for 1,516 yards ... Coached in high school by Daryl Jones ... High school teammate of fellow Rebel Breeland Speaks ... Also played basketball and ran track ... Helped Callaway's basketball team to state titles in 2012 and 2013 ...

PERSONAL: Son of Melanie Anderson ... Born: Oct. 26, 1994 ... Majoring in general studies (minors in education, legal studies, recreation administration).



68 - CHANDLER TUITT

6-4 • 311 • FR-RS • OL
FAYETTEVILLE, GA.
(SANDY CREEK)

Athletic, physical player with a bright future ... Had a good offseason ... **2016:** Did not see action and was redshirted ... Member of the 2016 signing class ... **HIGH**

SCHOOL: Ranked a 4-star prospect and the 213th-best recruit in the country by ESPN ... No. 12 ranked offensive guard in the country according to ESPN and No. 24 by 247Sports ... Cleared the way for 2,349 rushing yards and 31 touchdowns his senior season at Sandy Creek ... First team Class AAAA All-State as a senior and second team as a junior by the Georgia Sports Writer's Association ... Coached in high school by Chip Walker ... High school teammate of Rebels Eric Swinney, Mike Hilton and D.J. Forté ... **PERSONAL:** Son of Nelson and Yettus Tuitt ... Full name is Chandler Fouché Tuitt ... Related to Pittsburgh Steelers DE Stephon Tuitt ... Integrated marketing communications major.



95 - ISAAC WAY

5-9 • 175 • FR-RS • K
FRANKLIN, TENN.
(BRENTWOOD ACADEMY)

2016: Did not see action and was red-shirted ... Non-scholarship player who joined the team for fall camp ... **HIGH**

SCHOOL: Helped Brentwood Academy to a state championship as a senior by hitting 16 of 19 FGs, 62 of 64 PATs and 61 touchbacks ... Named first team all-state and first team all-academic team at kicker ... Ranks third in Tennessee high school history for FGs made in a single season and second in FGs made in a single game ... Coached in high school by Cody White ... Also lettered in soccer ... Named to the Headmaster's List and was a member of the National Honors Society ... High school teammate of Rebels Dawson Knox, Bryce Mathews and Jack Propst ... **PERSONAL:** Son of Darren and Stacey Way ... Full name is Isaac Tucker Way ... Born: March 30, 1997 ... Plans to become an orthopedic surgeon ... Business major ... Made Dean's Honor Roll for Fall 2016.



85 - ALEX WEBER

6-1 • 186 • JR-2L • WR
LAKE CITY, FLA.
(COLUMBIA)

Listed No. 3 at WR ... Fast runner who has gotten stronger ... Hard worker ... Always has a smile on his face ... **2016:** Played in one game (Wofford) as a backup wide

receiver ... Earned second letter ... **2015:** Played in one game ... Earned first letter ... vs. UT Martin (9/5/15): Made his college debut as a reserve wide receiver ... **2014:** Did not see action and was redshirted ... Member of the 2014 signing class ... **HIGH SCHOOL:** Caught 23 passes for 264 yards and a TD his junior year, while helping Columbia reach the Class 6A state quarterfinals ... Also helped Columbia make the playoffs as a senior, catching 10 balls for 201 yards and a pair of TDs ... Coached in high school by Brian Allen ... Also ran track ... **PERSONAL:** Son of Desiree Polingo and Ennis Weber ... Full name is Alexander Dumonde' Weber ... Born: Feb. 19, 1996 ... Brother of Miami Dolphins and former Ole Miss offensive tackle Laremy Tunsil and high school teammate of Ole Miss DB Zedrick Woods ... Majoring in criminal justice with an emphasis in corrections.



5 - KEN WEBSTER

5-11 • 194 • JR-2L • DB
DECATUR, GA.
(STOCKBRIDGE)

Tied atop the depth chart at CB ... Sat out the spring while recovering from knee surgery ... Has great man skills and cover skills ... **2016:** Injured his left knee on the

first defensive series of the season opener and missed the remainder of the season ... Awarded a medical redshirt ... Earned third letter ... vs. #4 Florida State (9/5/16): Started at cornerback and went down with a left knee injury on the first defensive series of the game ... Preseason All-SEC third team (Phil Steele) ... **2015:** Started every game at cornerback ... Tied for third on team and eighth among SEC players with 12 passes defended ... Totaled 41 tackles, 3.0 TFLs, 11 pass breakups and an interception ... Helped Ole Miss rank top three among SEC teams in tackles for loss (8.1/game - 7th in NCAA), interceptions (15 - 123rd in NCAA) and takeaways (23 - 138th in NCAA) ... Earned second letter ... vs. UT Martin (9/5/15): Talled three tackles (two solo) ... vs. Fresno State (9/12/15): Made two solo stops ... at #2 Alabama (9/19/15): Made six tackles (three solo) and had a pair of big-play pass breakups ... vs. Vanderbilt (9/26/15): Made four tackles (one solo) with 1.0 TFL and a pass breakup ... at #23 Florida (10/3/15): Made three tackles (two solo) and broke up two passes ... vs. New Mexico State (10/10/15): Broke up a pass ... at #22 Memphis (10/17/15): Made four solo stops and broke up a pass ... vs. #15 Texas A&M (10/24/15): Made two solo stops (1.0 for loss) and recorded his first career INT and a pass breakup ... at Auburn (10/31/15): Posted three solo stops, including a TFL ... vs. Arkansas (11/7/15): Made four solo tackles and broke up a pass ... at #21 Mississippi State (11/28/15): Made five tackles (three solo) ... Sugar Bowl vs. #16 Oklahoma State (1/1/16): Made five tackles (four solo) and broke up two passes ... Spring 2015: Posted three tackles and three pass breakups in the Grove Bowl ... **2014:** Played in every game with one start at cornerback ... Totaled 22 tackles and two pass breakups for the season ... Helped Ole Miss lead the nation in scoring defense (16.0 ppg) and rank top 20 in total defense and passing defense ... Earned first letter ... vs. Boise State (8/28/14): Made his college debut and posted a pair of solo stops and a pass breakup ... at Vanderbilt (9/6/14): Recorded three solo tackles and a pass breakup ... at #14 Texas A&M (10/11/14): Made his first career start and had four solo stops ... at #23 LSU (10/25/14): Had two tackles (one solo) ... vs. #3 Auburn (11/1/14): Posted three stops (two solo) ... vs. Presbyterian (11/8/14): Made two tackles (one solo) ... vs. #4 Mississippi State (11/29/14): Made two tackles (one solo) ... Chick-fil-A Peach Bowl vs. #6 TCU (12/31/14): Matched a season high with four solo tackles ... Member of the 2014 signing class ... **HIGH SCHOOL:** A 4-star prospect and the No. 25 cornerback in the country by Scout, which also named him the No. 16 player in Georgia ... Rated the No. 24 CB in the country by 247Sports ... First ever AIC Super 11 pick from Stockbridge High School ... Named Class 4A Defensive Player of the Year after collecting 54 tackles, seven interceptions (including one returned for a touchdown) and two forced fumbles as a senior ... Also scored three offensive TDs and returned three kicks for scores ... Led Stockbridge to the 4A state semifinals ... Awarded team MVP ... Coached in high school by Kevin Whitley ... High school teammate of fellow Rebel Charles Wiley ... Also ran track ... **PERSONAL:** Son of Latarin Webster and Kay Author Parker ... Full name is Kendarius DeMaureya Webster ... Born: June 19, 1996 ... Majoring in general studies (minors in education, journalism, recreation administration).

WEBSTER'S CAREER STATISTICS

—DEFENSE—						
Year	G-S	UT	AT	TT	TFL-YDS	Sacks-Yds
2014	13-1	18	4	22	0.0-0	0.0-0
2015	13-13	30	11	41	3.0-3	0.0-0
2016	1-1	0	0	0	0.0-0	0.0-0
Total	27-15	48	15	63	3.0-3	0.0-0

Year	CF	FR	PD	PRES	INT	BLK
2014	0	0	2	0	0	0
2015	0	0	12	0	1	0
Total	0	0	14	0	1	0

WEBSTER'S CAREER HIGHS

TACKLES: 6, at Alabama (9/19/15)
SOLO TACKLES: 4, 5x, MR: vs. Oklahoma State (1/1/16)
TFLs: 1.0, 3x, MR: at Auburn (10/31/15)
INTERCEPTIONS: 1, vs. Texas A&M (10/24/15)
PASSES DEFENDED: 2, 4x, MR: vs. Oklahoma State (1/1/16)



21 - KESHUN WELLS

5-7 • 170 • SO-JC • RB
MOSS POINT, MISS.
(MOSS POINT/
MISSISSIPPI GULF COAST CC)

Non-scholarship player who joined the team for spring drills ... **JUNIOR COLLEGE:**

Attended East Central, Coahoma and Mississippi Gulf Coast Community Colleges, but did not play football ... **HIGH SCHOOL:** Ran 123 times for 793 yards and eight touchdowns as a senior at Moss Point in 2014 ... Also caught eight passes for 141 yards and a TD and scored on a kickoff return ... Coached in high school by his uncle Tick Mosley, who was a tight end with the Minnesota Vikings in 1969 ... **PERSONAL:** Son of Pamela Dubose and Marcus Wells ... Full name is KeShun Adrian Wells ... Born: Dec. 9, 1996 ... Majoring in exercise science ... Interests include tumbling (gymnastics).



98 - CHARLES WILEY

6-2 • 258 • FR-RS • DE
STOCKBRIDGE, GA.
(STOCKBRIDGE)

Listed No. 2 at defensive end ... Strong, athletic player ... Still working on slowing the game down so he reacts instead of thinking ... **2016:** Did not see action and

was redshirted ... Early enrollee ... Member of the 2016 signing class ... **HIGH SCHOOL:** A consensus 4-star prospect by the major recruiting services ... Ranked the No. 17 weakside DE by Rivals.com and the No. 26 DE by ESPN.com ... Nationally ranked on the Scout300, 247Sports and ESPN300 lists ... As a senior, racked up 32 tackles and 16.5 sacks to lead Stockbridge to a 12-1 season ... Named the Southside Defensive Player of the Year by the Atlanta Journal-Constitution ... Named to USA Today and Atlanta Journal-Constitution All-State teams ... Selected to the AIC's Super 11 team ... As a junior, recorded 57 tackles and 18 sacks ... Coached in high school by Kevin Whitley ... High school teammate of Rebel DB Ken Webster ... **PERSONAL:** Son of Wayne and Kandi Wiley ... Full name is Charles A. Wiley ... Born: May 18, 1998 ... Exercise science major.



22 - JORDAN WILKINS

6-1 • 217 • SR-2L • RB
CORDOVA, TENN.
(ST. BENEDICT AT
AUBURNDALE)

Enters fall as the starting running back ... Could also return kicks ... Had a really good spring ... Has shown a lot of maturity on

and off the field ... Has a wealth of experience ... **2016:** Did not see action after being ruled ineligible in the preseason ... **2015:** Played in every game with two starts at running back ... Fourth on team with 379 rushing yards, third with four rushing touchdowns ... Also posted five catches for 75 yards on the year ... Helped the Rebel offense shatter the majority of single-season school records, including most total yards, points, touchdowns and passing yards ... Earned second letter ... vs. UT Martin (9/5/15): Rushed six times for 41 yards ... vs. Fresno State (9/12/15): Rushed seven times for 40 yards and returned a kick for 11 yards

... at #2 Alabama (9/19/15): Compiled a team-high 39 yards and a TD on seven rushes, while making one catch for a 2-yard gain ... vs. Vanderbilt (9/26/15): Rushed seven times for 26 yards ... at #23 Florida (10/3/15): Had 11 rushing yards on six attempts ... vs. New Mexico State (10/10/15): Made first career start in place of the injured Jaylen Walton and rushed nine times for 42 yards and a TD, while catching one pass for 11 yards ... at #22 Memphis (10/17/15): Rushed six times for 5 yards ... vs. #15 Texas A&M (10/24/15): Logged eight carries for 42 yards ... at Auburn (10/31/15): Rushed twice for 4 yards ... vs. Arkansas (11/7/15): Had four carries for 27 yards ... vs. #15 LSU (11/21/15): Caught two passes for 17 yards ... at #21 Mississippi State (11/28/15): Had five carries for 54 yards, including a 38-yard TD ... Sugar Bowl vs. #16 Oklahoma State (1/1/16): Racked up 93 all-purpose yards on five rushes for 48 yards (including a 36-yard TD) and a career-long 45-yard reception ... Spring 2015: Ran six times for a game-high 62 yards and caught a 12-yard pass in the Grove Bowl ... 2014: Finished second on team with 361 rushing yards on 52 attempts (one touchdown), while adding a 6-yard catch and a 31-yard TD pass ... Played in every game at running back and on special teams ... Earned first letter ... vs. Boise State (8/28/14): Made his college debut and rushed five times for 21 yards ... at Vanderbilt (9/6/14): Ran the ball five times for 27 yards and caught a 6-yard pass ... vs. UL-Lafayette (9/13/14): Rushed four times for -1 yard ... vs. Memphis (9/27/14): Had five carries for 33 yards ... vs. #1 Alabama (10/4/14): Rushed twice for 6 yards ... at #14 Texas A&M (10/11/14): Two carries for 7 yards ... vs. Tennessee (10/18/14): Rushed six times for 45 yards ... at #23 LSU (10/25/14): Tried a halfback pass, but it fell incomplete ... vs. #3 Auburn (11/1/14): Rushed twice for 2 yards ... vs. Presbyterian (11/8/14): Had a career day with 10 carries for a game-high 171 yards, including a 73-yard TD ... at Arkansas (11/22/14): Rushed five times for 5 yards ... vs. #4 Mississippi State (11/29/14): Had two carries for 42 yards and threw a 31-yard touchdown on a halfback pass to Cody Core to help seal the 31-17 victory ... Chick-fil-A Peach Bowl vs. #6 TCU (12/31/14): Rushed four times for a net gain of 3 yards ... 2013: Did not see action and was red-shirted ... Member of the 2013 signing class ... HIGH SCHOOL: A SuperPrep All-America selection ... A consensus 4-star prospect by all the major recruiting services ... Rated the No. 9 all-purpose back in the nation by 247Sports and the nation's No. 10 big back by Tom Lemming ... Listed as the 20th-best running back by Rivals and 21st by ESPN ... A member of the ESPN 300 ... Three-time Division 2-AA All-State selection by the Tennessee Sports Writers Association ... Rushed for 1,041 yards and 14 touchdowns in just seven games as a senior before suffering a season-ending knee injury ... An honorary selection to the AutoZone Liberty Bowl All-Star Game and City of Memphis All-Star Game ... Rushed for 1,546 yards and 18 touchdowns as a junior and was one of three finalists for the Division 2-AA Back of the Year ... Coached in high school by Michael Davidson ... Also played basketball ... PERSONAL: Son of Billy and Angie Wilkins ... Full name is Jordan Reed Wilkins ... Born: July 18, 1994 ... His dad played football for UT Martin ... Older brother, Trey, was a wide receiver at Vanderbilt ... Recreation administration major.

WILKINS' CAREER STATISTICS

—RUSHING—

Year	G-S	Att	Yds	TD	Lg	Avg.
2014	13-0	52	361	1	73	6.9
2015	13-2	72	379	4	38	5.3
Total	26-2	124	740	5	73	6.0

—RECEIVING—

Year	G-S	Rec	Yds	TD	Lg	Avg.
2014	13-0	1	6	0	6	6.0
2015	13-2	5	75	0	45	15.0
Total	26-2	6	81	0	45	13.5

—PASSING—

Year	G-S	Cmp-Att	Pct.	Yds	TD	INT	LP
2014	13-0	1-2	50.0	31	1	0	31
Total	26-0	1-2	50.0	31	1	0	31

—KICKOFF RETURNS—

Year	G	Ret	Yds	TD	Lg	Avg.
2015	13	1	11	0	11	11.0
Total	26	1	11	0	11	11.0

WILKINS' CAREER HIGHS

RUSHING ATTEMPTS: 10, vs. Presbyterian (11/8/14)
 RUSHING YARDS: 171, vs. Presbyterian (11/8/14)
 LONGEST RUSH: 73, vs. Presbyterian (11/8/14)
 RUSHING TDs: 1, 5x, MR: vs. Oklahoma State (1/1/16)
 100-YARD RUSHING GAMES: 1, vs. Presbyterian (11/8/14)
 RECEPTIONS: 2, vs. LSU (11/21/15)
 RECEIVING YARDS: 45, vs. Oklahoma State (1/1/16)
 LONG RECEPTION: 45, vs. Oklahoma State (1/1/16)
 PASSING ATTEMPTS: 1, 2x, MR: vs. Mississippi State (11/29/14)
 COMPLETIONS: 1, vs. Mississippi State (11/29/14)
 PASSING YARDS: 31, vs. Mississippi State (11/29/14)
 PASSING TDs: 1, vs. Mississippi State (11/29/14)
 LONG COMPLETION: 31, vs. Mississippi State (11/29/14)
 KICK RETURNS: 1, vs. Fresno State (9/12/15)
 KICK RETURN YARDS: 11, vs. Fresno State (9/12/15)
 ALL-PURPOSE YARDS: 171, vs. Presbyterian (11/8/14)



41 - BRENDEN WILLIAMS

6-3 • 227 • SO-JC • LB
 BIRMINGHAM, ALA.
 (RESTORATION ACADEMY / NORTHEAST MISSISSIPPI CC)

Listed No. 1 at Sam linebacker ... Long, rangy athlete with high upside ... Student of the game ... JUNIOR COLLEGE: Listed as a 3-star prospect by Scout, 247Sports and ESPN ... 247Sports rates him as the No. 21 overall junior college prospect in the country and the third-best inside linebacker nationally ... Scout lists him as the No. 44 overall JUCO prospect and fifth-best outside linebacker ... As a freshman at Northeast, collected 89 tackles, fourth-most in the state ... His 9.9 stops per game led the MACJC and ranked 17th nationally ... Compiled five double-digit tackling performances, including three straight to end the season and a season-high 15 tackles against Mississippi Delta ... Coached in junior college by Greg Davis ... HIGH SCHOOL: Played mostly wide receiver at Restoration Academy in Fairfield, Alabama ... Coached in high school by DeWayne Coker and former Auburn and NFL standout Reggie Torbor ... PERSONAL: Son of Irenetta Ray-Williams and Robert Williams IV ... Full name is Brenden Robert Williams ... Born: Nov. 25, 1996 ... Majoring in general studies (minors in education, journalism, legal studies) ... 3.54 GPA.



19 - MARKEl WINTERS

6-3 • 252 • JR-JC • DE
 TALLAHASSEE, FLA.
 (RICKARDS/ECU / JONES COUNTY JC)

Has been recovering well from injuries ... Hard worker ... JUNIOR COLLEGE: Rated a 4-star prospect and the No. 13 overall junior college recruit in the country by 247Sports ... Listed as the No. 2 JUCO weakside DE in the country by 247Sports ... Rated a 3-star prospect by the other major recruiting services ... ESPN and Scout both have him as a top-50 JUCO recruit and top-10 JUCO DE ... Two-time All-MACJC and All-Region 23 selection as a freshman and sophomore ... Led the MACJC and ranked second in the NCAA with 16 quarterback sacks as a sophomore ... Added 5.5 more tackles for loss ... National junior college player of the week in October when he registered four sacks for -17 yards, recovered a fumble and blocked an extra point against Hinds ... Posted 33 tackles, five sacks and two fumble recoveries as a freshman ... EAST CAROLINA (2014): Redshirted at ECU in 2014 before transferring to Jones ... HIGH SCHOOL: Attended high school at James Rickards in Tallahassee ... 2013 Nike NFC defensive line MVP in Orlando ... Coached in high school by Quentin Lewis ... PERSONAL: Son of Kenisha Brooks and Gregory Winters

... Full name is Markel Juquise Winters ... Born: Sept. 29, 1995 ... Would like to be a college football coach after his playing career ... Majoring in general studies (minors in education, legal studies, recreation administration).



36 - ZEDRICK WOODS

5-11 • 201 • JR-2L • DB
 LAKE CITY, FLA.
 (COLUMBIA)

Preseason All-SEC fourth team (Phil Steele) ... Listed No. 1 at strong safety ... Fastest player on the team, clocking a 4.36 40-yard dash ... Leader in the secondary ...

2016: Led team and tied for fifth among SEC players with three interceptions ... Team leader with six total passes defended, second with 63 tackles ... Started every game at free safety ... Earned second letter ... vs. #4 Florida State (9/5/16): Led all players with a career-high 11 tackles (seven solo) ... vs. Wofford (9/10/16): Made four tackles (one solo) with 0.5 TFL and returned a kickoff 26 yards ... vs. #1 Alabama (9/17/16): Made three tackles (two solo) ... vs. #11 Georgia (9/24/16): Tallied three tackles (two solo) ... vs. Memphis (10/1/16): Posted a team-high eight tackles (four solo), 1.5 TFLs and four passes defended, while securing a pair of INTs and returning one of them 31 yards for his first career TD ... at #22 Arkansas (10/15/16): Led all players with 10 tackles (five solo) ... at #23 LSU (10/22/16): Made three tackles ... vs. #15 Auburn (10/29/16): Made six tackles (three solo) ... vs. Georgia Southern (11/5/16): Made six tackles and returned an INT 39 yards ... at #8 Texas A&M (11/12/16): Made two tackles (one solo) with 0.5 TFL ... at Vanderbilt (11/19/16): Made two solo stops ... vs. Mississippi State (11/26/16): Made five tackles (one solo) and broke up a pass ... 2015: True freshman played in every game with two starts as a safety ... Season totals of 25 tackles, 1.0 TFL and an interception ... Helped Ole Miss rank top three among SEC teams in tackles for loss (8.1/game - 7th in NCAA), interceptions (15 - t23rd in NCAA) and takeaways (23 - t38th in NCAA) ... Earned first letter ... vs. UT Martin (9/5/15): Saw action in his college debut and posted two tackles ... vs. Fresno State (9/12/15): Made two stops (one solo) ... at #2 Alabama (9/19/15): Tallied three solo tackles ... vs. Vanderbilt (9/26/15): Assisted on a tackle ... at #23 Florida (10/3/15): Made two tackles (one solo) with a TFL ... vs. New Mexico State (10/10/15): Returned a kick for 16 yards ... vs. #15 Texas A&M (10/24/15): Made two tackles (one solo) ... at Auburn (10/31/15): Made first career start and had two solo tackles ... vs. Arkansas (11/7/15): Made three tackles (two solo) ... vs. #15 LSU (11/21/15): Made his second career start and had three tackles (two solo) and his first career interception that he returned 22 yards ... at #21 Mississippi State (11/28/15): Made four tackles (three solo) ... Sugar Bowl vs. #16 Oklahoma State (1/1/16): Posted one tackle ... Member of the 2015 signing class ... HIGH SCHOOL: A consensus 3-star prospect by the major recruiting services ... Rated the No. 60 outside linebacker in the country by 247Sports, which also listed him as the No. 113 player in Florida ... Named Class 6A All-State second team as a senior after totaling 111 tackles, 18 tackles for loss, seven sacks, three interceptions and three forced fumbles ... Also named Class 6A All-State second team as a junior when he piled up more than 100 tackles with 21.5 TFLs and 7.5 sacks ... Coached in high school by Brian Allen ... High school teammates with Ole Miss WR Alex Weber and Miami Dolphins OT and former Rebel All-American Laremy Tunsil ... Also ran track ... PERSONAL: Son of Shawanna and Antonio Brown and Felix Woods ... Full name is Zedrick Odell Woods ... Nickname is "Red" ... Born: Aug. 3, 1997 ... Recreation administration major ... Likes to play the piano.

WOODS' CAREER STATISTICS

—DEFENSE—

Year	G-S	UT	AT	TT	TFL-YDS	Sacks-Yds
2015	13-2	16	9	25	1.0-1	0.0-0
2016	12-12	28	35	63	2.5-6	0.0-0
Total	25-14	44	44	88	3.5-7	0.0-0

Year	CF	FR	PD	PRES	INT	BLK
2015	0	0	1	0	1	0
2016	0	0	6	0	3	0
Total	0	0	7	0	4	0

—KICKOFF RETURNS—

Year	G	Ret	Yds	TD	Lg	Avg.
2015	13	1	16	0	16	16.0
2016	12	1	26	0	26	26.0
Total	25	2	42	0	26	21.0

WOODS' CAREER HIGHS

TACKLES: 11, vs. Florida State (9/5/16)
 SOLO TACKLES: 7, vs. Florida State (9/5/16)
 TFLs: 1.5, vs. Memphis (10/1/16)
 INTERCEPTIONS: 2, vs. Memphis (10/1/16)
 PASSES DEFENDED: 2, vs. Memphis (10/1/16)
 DEFENSIVE TDs: 1, vs. Memphis (10/1/16)
 KICK RETURNS: 1, 2x, MR; vs. Wofford (9/10/16)
 KICK RETURN YARDS: 26, vs. Wofford (9/10/16)



97 - GARY WUNDERLICH
 6-0 • 182 • SR-3L • K/P
 MEMPHIS, TENN.
 (MUS)

Preseason All-America second team (Lindy's), third team (Athlon) ... Preseason All-SEC second team (Lindy's), third team (Phil Steele) ... Rated the No. 2

kicker in the nation by Lindy's ... Accurate and consistent ... Has the ability to kick off, punt, kick field goals and kick PATs ... **CAREER:** Enters senior season ranked third in school history with 265 points scored, 47 career FGs and 124 career PATs ... **2016:** All-America third team (AP, College Sports Madness) ... All-SEC second team (Coaches, AP, Phil Steele), third team (Athlon) ... Lou Groza Award semifinalist ... Served as the Rebels' placekicker and rotated punt duties with Will Gleason all season ... Led all NCAA kickers with a 95.7 field-goal percentage (22 of 23), which also broke the SEC and Ole Miss records ... 21st individual statistical champion in Ole Miss history ... Ended the season making 17 straight FG attempts, which ties Bryson Rose's school record and is tied for third in SEC history ... Second in SEC and fifth nationally in field goals made (1.83/game) ... Second in SEC and 26th nationally in scoring (8.9 ppg) ... His 22 field goals are second-most in a season in school history and his 107 points rank third ... His only FG miss in 23 tries was from 55 yards out ... Averaged 43.7 yards on 21 punts ... Earned third letter ... vs. #4 Florida State (9/5/16): Made all four PAT attempts and punted three times for a 44.0-yard average and a long of 51 ... vs. Wofford (9/10/16): Made his only FG attempt (40 yards) and all five PATs, as well as registering a 32-yard punt ... vs. #1 Alabama (9/17/16): Made all three FG attempts (from 23, 18 and 38 yards), went 4 of 4 on PATs and punted three times for a 54.7-yard average with a long punt of 68 yards ... vs. #11 Georgia (9/24/16): Made a 24-yard FG, missed a 55-yarder and punted once for 49 yards ... vs. Memphis (10/1/16): Made both of his FG attempts (from 32 and 23) and all six PATs ... at #22 Arkansas (10/15/16): Made his only FG attempt (33 yards) and 3 of 4 PATs, missing the first of his career ... Punted twice for a 39.0-yard average ... at #23 LSU (10/22/16): Converted both FG attempts (46, 22 yards) and his only PAT attempt ... vs. #15 Auburn (10/29/16): Made all three FG attempts (from 20, career-long 49, 26) and 2 of 3 PATs, while booting a 49-yard punt inside the 20 ... vs. Georgia Southern (11/5/16): Made all three FG attempts (from 35, 29 and 38) and all four PATs, while punting twice for a 40.5-yard average ... One of three Lou Groza Stars of the Week ... at #8 Texas A&M (11/12/16): Nailed a 39-yard FG that put the Rebels up 29-28 with 37 seconds left for his first career game winner ... Made all three FGs (25, 24, 39) and both PATs, while punting four times for a 40.5-yard average ... Named SEC Special Teams Player of the Week and Lou Groza Stars of the Week ... at Vanderbilt (11/19/16): Made his only FG attempt (23 yards) and both PATs, while punting three times for a 43.7-yard average ...

vs. Mississippi State (11/26/16): Made both FG attempts (24 and 38 yards) and punted once for 39 yards ... Preseason All-SEC third team (Coaches, Athlon) ... **2015:** The Rebels' starting kicker finished tied for third in the SEC (first among kickers) and 19th nationally in scoring (9.2 ppg) ... Sixth in the SEC and 28th nationally in field goals made (1.46/game) ... Sixth among SEC kickers with a 76.0 field-goal percentage ... Broke the school record for PATs in a season (63-of-63) ... His 120 points are second-most in school history and seventh-most in SEC history ... His 19 field goals are third-most in the school record books ... Also punted nine times, recording a 46.9-yard average and pinning five inside the 20 ... Earned second letter ... vs. UT Martin (9/5/15): Connected on all eight PATs ... vs. Fresno State (9/12/15): Scored 12 points, making 9 of 9 PATs and a 37-yard FG ... at #2 Alabama (9/19/15): Connected on a career-high three FGs (from 32, 34 and 45) and made all four PATs ... vs. Vanderbilt (9/26/15): Made two of three FGs (made from 19 and 39, 29-yard attempt blocked) and connected on all three PATs ... at #23 Florida (10/3/15): Made 1 of 2 field goals (made from 22, missed from 29) and converted his only PAT ... vs. New Mexico State (10/10/15): Made his only FG attempt (21 yards) and all seven PATs ... at #22 Memphis (10/17/15): Made his only FG attempt (24 yards) and all three PATs ... vs. #15 Texas A&M (10/24/15): Huge game with 3-of-4 FGs (made from 41, 30 and 22; missed from 44) and 2-of-2 PATs, while pinning all three punts inside the 20, including a 73-yarder that was downed at the 2-yard line ... at Auburn (10/31/15): Made both FGs (from 27 and 37 yards), all three PATs and punted once for 39 yards that landed inside the 20 ... vs. Arkansas (11/7/15): Made his only FG attempt (37 yards) and all seven PATs ... vs. #15 LSU (11/21/15): Made his only FG attempt (32 yards) and all five PATs, while punting twice for a 41.0-yard average with one inside the 20 ... at #21 Mississippi State (11/28/15): Made a career-long 48-yard FG and had a 37-yard punt ... Sugar Bowl vs. #16 Oklahoma State (11/1/16): Scored 12 points, going 2 of 3 on FGs (made from 34 and 38, missed from 42) and 6 of 6 on PATs ... Also punted twice for a 47.5-yard average ... **2014:** Played in 11 games and saw action at placekicker, punter and kickoff specialist ... Did not meet the minimums to qualify among SEC statistical leaders, but made 6 of 8 field-goal tries and had a 45.2-yard punt average on 10 punts ... Earned first letter ... at Vanderbilt (9/6/14): Made his college debut and kicked off four times with two touchbacks ... vs. UL-Lafayette (9/13/14): Had six touchbacks on 10 kickoffs ... vs. Memphis (9/27/14): Had one kickoff before being ejected for fighting ... vs. #1 Alabama (10/4/14): Connected on a 46-yard field goal in his first career attempt, had a 40-yard punt and kicked off five times with one touchback ... at #14 Texas A&M (10/11/14): Made all five PATs, had a 48-yard punt and kicked off six times with two touchbacks ... vs. Tennessee (10/18/14): Went 2 for 3 on field goals (made from 27 and 34, missed from 52), made all four PATs and kicked off seven times with two touchbacks ... at #23 LSU (10/25/14): Made his only PAT attempt, kicked off twice and punted twice (47.5-yard average) with one inside the 20 ... vs. #3 Auburn (11/1/14): Made his only field-goal attempt (season-long 47-yarder), all four PATs and punted twice, including a season-long 58-yarder that landed inside the 5 ... at Arkansas (11/22/14): Punted three times for a 42.0-yard average ... vs. #4 Mississippi State (11/29/14): Converted a 39-yard field goal and his lone punt went for 46 yards and landed inside the 20 ... Chick-fil-A Peach Bowl vs. #6 TCU (12/31/14): Made a 27-yard FG and missed from 52 ... Member of the 2014 signing class ... **HIGH SCHOOL:** An Under Armour All-American ... A USA Today All-America second team selection as a kicker ... Rated a 3-star prospect and the No. 1 kicker in the nation by Rivals.com ... Rated 3-stars and the nation's No. 2 kicker by Scout.com and ESPN.com ... Punted twice (43.0 yard average) and kicked off three times in the Under Armour All-America game ... A first team All-State and Best of the Preps selection by the Commercial Appeal ... Helped MUS to the D-II AA Championship game as the place-kicker and punter his senior season ... Posted season totals of 40 punts for a 44.58-yard average and was 9 of 14 on field goals (long of 51) and 49 of 50 on extra points ... Four of his five field-goal misses were from over 50 yards ... Recorded touchbacks on 55 of his 67 kickoffs ... Coached in high school by Bobby Alston ...

PERSONAL: Son of Gary Wunderlich, Jennifer Edwards and step-father Paul Edwards ... Full name is Gary Kent Wunderlich ... Born: Oct. 6, 1995 ... Managerial finance major ... Named to SEC Academic Honor Roll in 2014, 2015 and 2016 ... Made Chancellor's Honor Roll for Fall 2014 and Spring 2016, Dean's Honor Roll for Spring 2015, and U.M.A.A. Honor Roll for Fall 2015 ... Participated in a mission trip to Haiti in 2015 ... 3.23 GPA.

WUNDERLICH'S CAREER STATISTICS

—KICKING—

Year	FG-FGA	PCT.	PAT-ATT	PCT.	TP
2014	6-8	.750	20-20	1.000	38
2015	19-25	.760	63-63	1.000	120
2016	22-23	.957	41-43	.953	107
Total	47-56	.839	124-126	.984	265

—FG DISTANCE BREAKDOWN—

Year	0-29	30-39	40-49	50+	LG
2014	2-2	2-2	2-2	0-2	47
2015	6-8	10-12	3-5	0-0	48
2016	12-12	7-7	3-3	0-1	49
Total	20-22	19-21	8-10	0-3	49

—KICKOFFS—

Year	No.	Yards	Avg.	TB
2014	35	2186	62.5	13
2016	1	49	49.0	0
Total	36	2235	62.1	13

—PUNTING—

Year	G	No.	Yds	LP	Avg	Blk	I20
2014	11	10	452	58	45.2	0	3
2015	13	9	422	73	46.9	0	5
2016	12	21	917	68	43.7	1	3
Total	36	40	1791	73	44.8	1	11

WUNDERLICH'S CAREER HIGHS

FIELD GOALS MADE: 3, 6x, MR; at Texas A&M (11/12/16)
 FIELD GOALS ATTEMPTED: 4, vs. Texas A&M (10/24/15)
 LONG FIELD GOAL: 49, vs. Auburn (10/29/16)
 PATs MADE: 9, vs. Fresno State (9/12/15)
 PATs ATTEMPTED: 9, vs. Fresno State (9/12/15)
 POINTS SCORED: 13, 2x, MR; vs. Georgia Southern (11/5/16)
 KICKOFFS: 10, vs. Louisiana-Lafayette (9/13/14)
 TOUCHBACKS: 6, vs. Louisiana-Lafayette (9/13/14)
 PUNTS: 4, at Texas A&M (11/12/16)
 PUNTING YARDS: 169, vs. Texas A&M (10/24/15)
 LONGEST PUNT: 73, vs. Texas A&M (10/24/15)

2017 NEWCOMERS

Name	Pos.	Ht.	Wt.	Hometown/Previous School(s)
Floyd Allen	WR	5-11	185	Houston Texas/Nimitz/Bethany/El Camino
Ryder Anderson*	DE	6-6	244	Katy, Texas/Katy
Zikerrion Baker	LB	6-1	216	Mooringsport, La./Minden
D.D. Bowie	DB	6-0	180	Morton, Miss./Morton
Ben Brown	OL	6-5	300	Vicksburg, Miss./St. Aloysius
Josh Clarke	LB	6-2	217	Jefferson, La./Riverdale
Sincere David	DT	6-1	337	Jacksonville, Fla./Sandalwood
Breon Dixon*	DB	5-11	206	Loganville, Ga./Grayson
Alex Faniel	QB	6-6	248	Glen Allen, Va./Glen Allen
Tony Gray	OL	6-5	300	Loganville, Ga./Grayson
Javien Hamilton*	DB	5-10	176	Bay Springs, Miss./Bay Springs/Jones County JC
A.J. Harris	DB	5-11	198	Madison, Ala./Bob Jones
Amani Johnson	DE	6-0	226	Oxford, Miss./Lafayette
C.J. Miller	DB	6-0	191	Powder Springs, Ga./McEachern

Name	Pos.	Ht.	Wt.	Hometown/Previous School(s)
JaVonta Payton	WR	6-1	170	Nashville, Tenn./Hillsboro
Samuel Plash	OL	6-3	278	Mobile, Ala./UMS-Wright Prep
Ty Rocconi	DB	5-11	173	Mobile, Ala./UMS-Wright Prep
Braylon Sanders	WR	6-0	188	Hogansville, Ga./Callaway
Mohamed Sanogo	LB	6-2	228	Plano, Texas/Plano West
Jordan Ta'amu*	QB	6-2	212	Pearl City, Hawaii/Pearl City/New Mexico Military
Kam'ron White	DB	6-2	201	Clinton, Miss./Clinton
Brenden Williams*	LB	6-3	227	Birmingham, Ala./Restoration Academy/ Northeast Mississippi CC
Markel Winters*	DE	6-3	252	Tallahassee, Fla./Rickards/ECU/Jones County JC
Isaiah Woullard	RB	5-9	195	Hattiesburg, Miss./Presbyterian Christian

*Profiles for signees who enrolled at Ole Miss in the spring are in the returnees section.

FLOYD ALLEN

5-11 • 185 • JR-JC • WR
HOUSTON, TEXAS (NIMITZ/BETHANY/
EL CAMINO)

JUNIOR COLLEGE: Spent his sophomore season at El Camino College, playing in two games and making three catches for 40 yards ... Totaled 31 yards on a pair of receptions versus Saddleback ... Appeared on defense, tallying three tackles and a pass breakup against Grossmont ... Began his college career at Bethany College, where he played in six contests and was a pre-medicine major ... Tallied 125 receiving yards on six catches and rushed for 33 yards and one TD on the ground ...
HIGH SCHOOL: Named a National Houston Scholar and first team academic all-district ... Coached in high school by Richard Slater.

ZIKERRION BAKER

6-1 • 216 • FR-HS • LB
MOORINGSPOINT, LA. (MINDEN)

HIGH SCHOOL: Rated a 3-star recruit by 247Sports and a 2-star prospect by Rivals ... Rated the nation's No. 67 inside linebacker by 247Sports ... Two-time Louisiana Sports Writers Association first team All-State selection ... Helped Minden reach the 4A state championship game as a senior, while compiling 81 tackles, 13 tackles for loss, six sacks and six forced fumbles ... Times Picayune 4A Defensive Player of the Year and Shreveport Times All-Area Defensive Player of the Year as a junior when he racked up 103 tackles and five sacks ... Coached in high school by Spencer Heard.

D.D. BOWIE

6-0 • 180 • FR-HS • DB
MORTON, MISS. (MORTON)

HIGH SCHOOL: A U.S. Army All-American ... Rated a 4-star prospect by Scout, 247Sports and ESPN ... Ranked the 64th-best prospect in the country by ESPN, 89th by Scout and 119th by 247Sports ... Listed as the No. 10 wide receiver in the country by ESPN, No. 15 by Scout and No. 20 by 247Sports ... The second-best prospect in Mississippi according to ESPN, No.

3 by Scout and No. 4 by 247Sports ... Had one catch for 11 yards in the U.S. Army All-American Bowl, helping his East team to a 27-17 victory ... Had five catches for 12 yards in the Mississippi-Alabama All-Star Game ... Produced high school career totals of 6,857 all-purpose yards (3,132 rushing, 1,955 receiving, 1,332 kick return, 92 punt return, 346 interception return), 81 touchdowns and 12 interceptions on defense ...

The Clarion-Ledger All-State, 3A Mr. Football and 3A Offensive Player of the Year (Mississippi Association of Coaches) after totaling 2,933 yards of offense as a senior ... Had 2,239 rushing yards and 38 touchdowns ... Moved from receiver to quarterback during the season and helped Morton to an 8-4 record and region championship ... Completed 28 of 53 passes for 557 yards with six TDs and three INTs ... Averaged 186.6 rushing yards per game and 10.1 yards per carry ... Had 12 catches for 137 yards and two TDs ... Averaged over 35 yards per kick return with two TDs ... Had six games of at least four rushing TDs ... On defense, had 13 tackles, one sack, two blocked field goals and an interception in limited time ... **The Clarion-Ledger Dandy Dozen selection ... Second team All-State by The Clarion-Ledger and MAC** when he rushed for 729 yards and 13 TDs and caught 21 passes for 704 yards and 10 TDs ... Also had three kick return TDs and recorded 13 tackles on defense as a junior ... 729 rush, 13 TD, 21 catches, 704 yards, 10 TD, 3 KR TDs ... Had 41 catches for 945 yards and 11 TDs as a sophomore, while also returning three interceptions for TDs on defense and returning a pair of kicks for scores ... Coached in high school by Ty Weems ... Cousin of Ole Miss and New Orleans Saints legend Deuce McAllister.

BEN BROWN

6-5 • 300 • FR-HS • OL
VICKSBURG, MISS. (ST. ALOYSIUS)

HIGH SCHOOL: MaxPreps Small School All-America second team ... A consensus 3-star recruit by all the major recruiting services ... Ranked the No. 1 offensive tackle recruit in Mississippi as well as the state's 13th-best player by Scout ... Chosen to play in the 2017 International Bowl as part of Team USA ... Named first team All-State by **The Clarion-Ledger** ... In his senior season, started all 12 games at both left tackle and defensive tackle ... Led the way upfront for St. Aloysius as they

ran for 2,596 yards while averaging 7.2 yards per carry ... Finished with 37 tackles, a sack and a fumble recovery ... Coached in high school by Bobby Smithhart ... From a long line of Rebel football players, including father, Tim (1988-89), uncle, Burkes (1991-92), paternal grandfather, Allen (1962-64), maternal grandfather, Bobby Robinson (1962-64), great uncle, Jerry (1959-61) and father's cousin, Alton (1971-72).

JOSH CLARKE

6-2 • 217 • FR-HS • LB
JEFFERSON, LA. (RIVERDALE)

HIGH SCHOOL: A 4-star recruit according to ESPN, cracking the ESPN 300 national list at No. 287 ... Rated the No. 18 linebacker in the nation as well as the No. 12 recruit out of the state of Louisiana ... A 3-star recruit by 247Sports, Rivals and Scout ... Rated by Scout as the No. 2 OLB out of Louisiana ... Chosen to play in the 2017 International Bowl as part of Team USA ... As a senior, had 118 tackles, 10 tackles for loss, six sacks, an interception and three forced fumbles ... As a junior, racked up 149 tackles, 18 sacks, six forced fumbles and six interceptions ... Coached in high school by Nick Brumfield.

SINCERE DAVID

6-1 • 337 • FR-HS • DT
JACKSONVILLE, FLA. (SANDALWOOD)

HIGH SCHOOL: A consensus 3-star prospect ... Rated the No. 62 defensive tackle by ESPN, No. 77 by 247Sports and No. 80 by Scout ... Scout also rated him the No. 7 defensive tackle in Florida ... Named an All-Gateway Conference selection ... Associated Press Class 8A All-State team ... First team all-coast selection by the Florida Times-Union as a junior ... Helped lead Sandalwood to the state playoffs three of four years ... Coached in high school by Adam Geis.

ALEX FANIEL

6-6 • 248 • FR-HS • QB
GLEN ALLEN, VA. (GLEN ALLEN)

HIGH SCHOOL: A consensus 3-star recruit ... Rated by ESPN as the No. 20 quarterback in the country and the No. 16 recruit out

of the state of Virginia ... Rated by **Scout** as the No. 2 quarterback out of the state of Virginia ... Selected to play in the inaugural Polynesian Bowl in Hawaii ... Despite missing part of his senior season with injury, completed 72 of 119 passes for 1,475 yards and 14 touchdowns, while rushing for 312 yards and four scores ... Completed 70 percent of his passes for 1,147 yards in nine games as a junior ... Coached in high school by Salvatore Camp ... Lived in Hawaii as a child.

TONY GRAY

6-5 • 300 • FR-HS • OL
LOGANVILLE, GA. (GRAYSON)

HIGH SCHOOL: An **Under Armour** All-American ... Rated a 4-star prospect by **ESPN** and a 3-star prospect by the other major recruiting services ... Ranked the nation's No. 190 overall recruit by **ESPN** ... Listed as the 20th-best offensive tackle in the country by **ESPN** and a top-40 OT by **Rivals** and **Scout** ... **ESPN** tabbed him the No. 23 player in Georgia ... Earned Class 7A All-State honors by the **Georgia Sports Writers Association** as a senior after helping Grayson to a 14-1 record and the state championship with a 23-20 overtime win over Roswell ... Attended the same high school as former Ole Miss defensive standouts Denzel Nkemdiche and Robert Nkemdiche and fellow signee Breon Dixon ... Coached at Grayson by Jeff Herron ... Transferred to Grayson after his junior year at Central Gwinnett ... Named Class 6A All-State as a junior by the **AJC** and **GSWA** ... Offensive line MVP of the 2015 Atlanta **Rivals** Camp.

A.J. HARRIS

5-11 • 198 • FR-HS • DB
MADISON, ALA. (BOB JONES)

HIGH SCHOOL: A consensus 3-star prospect ... Rated the No. 36 safety in the country by **Scout** and No. 37 by **247Sports** ... Listed as the No. 18 player in the state of Alabama by **Rivals** and No. 22 by **247Sports** ... Ranked the No. 3 safety in Alabama by **Scout** ... Totaled 73 tackles, four interceptions and eight pass breakups as a senior ... Also tallied over 600 yards on offense ... Named All-State second team by **USA Today** ... Also named to the **JoxPreps** All-State team ... Had 58 tackles, seven interceptions and 20 pass breakups as a junior, earning class 7A first team All-State honors ... Also ran track, competing in the 4x100m relay and 100m ... Coached in high school by Kevin Rose.

AMANI JOHNSON

6-0 • 226 • FR-HS • DE
OXFORD, MISS. (LAFAYETTE)

HIGH SCHOOL: Two-year starter at Lafayette High School, spending time at defensive end and outside linebacker ... Tallied 111 tackles seven sacks and four forced fumbles as a senior, leading his team to a state championship ... Named the C Spire Class 4A Scholar-Athlete at the state championship game ... Registered 68 tackles as a junior ... Coached in high school by Michael Fair.

C.J. MILLER

6-0 • 191 • FR-HS • DB
POWDER SPRINGS, GA. (MCEACHERN)

HIGH SCHOOL: Rated a 4-star prospect by **ESPN** and a 3-star prospect by **Scout** and **247Sports** ... Listed as the No. 25 safety in the country and the No. 42 recruit from Georgia by **ESPN** ... Chosen to play in the North-South All-Star Game ... Selected All-Region 3-A-A-A-A-A-A ... Helped McEachern to a 10-2 record as a junior ... Returned an interception 97 yards for a TD ... Coached in high school by Kyle Hockman.

JaVONTA PAYTON

6-1 • 170 • FR-HS • WR
NASHVILLE, TENN. (HILLSBORO)

HIGH SCHOOL: A 3-star prospect according to **Rivals**, **247Sports** and **ESPN** ... Rated the No. 16 player in Tennessee by **247Sports** and No. 25 by **Rivals** ... Listed as the No. 62 wide receiver prospect in the nation by **247Sports** and No. 87 by **ESPN** ... Played in the 10th Annual **Toyota** East-West Tennessee All-Star Classic ... Caught a 21-yard touchdown pass in that game ... All-Region 6-5A selection ... Caught 22 passes for 386 total yards and six TDs as a senior ... Also rushed for 526 yards on 61 carries with six TDs ... Tallied 331 total yards (142 rushing, 189 receiving) with five TDs as a junior ... Coached in high school by Craig Clayton.

SAMUEL PLASH

6-3 • 278 • FR-HS • OL
MOBILE, ALA. (UMS-WRIGHT)

HIGH SCHOOL: Four-year starter on the offensive line at UMS-Wright Prep ... As a senior, named second team all-state by the **Alabama Sports Writers Association** ... Played in the 2017 AHSAA North South All-Star Game ... Teammates with fellow Rebel Ty Rocconi ... Coached in high school by Terry Curtis ... Started on the baseball team, helping lead the school to back-to-back 4A AHSAA State Championships as a junior and senior ... Earned a 35 on the ACT.

TY ROCCONI

5-11 • 173 • FR-HS • DB
MOBILE, ALA. (UMS-WRIGHT)

HIGH SCHOOL: Rated a 2-star recruit by **Rivals** and **247Sports** ... Ranked the No. 120 player in the state of Alabama by **247Sports** ... Played on both sides of the ball at UMS-Wright Prep ... Tallied 58 tackles and four interceptions on defense ... Recorded 126 of his team's 169 total yards (109 rushing, 17 receiving) in the season opener of his senior season ... Teammates with fellow Rebel Samuel Plash throughout high school ... Coached in high school by Terry Curtis.

BRAYLON SANDERS

6-0 • 188 • FR-HS • WR
HOGANSVILLE, GA. (CALLAWAY)

HIGH SCHOOL: Rated a 4-star prospect by **Scout** and **ESPN** ... A member of the **Scout** 300, ranked as the No. 258 overall recruit in the country ... Listed as the nation's No. 34 wide receiver by **Scout** and the No. 33 athlete by **ESPN** ... **Georgia Sports Writers Association** All-State second team at wide

receiver as a senior, helping the Cavaliers to a 13-1 record and berth into the 2A state semifinals ... Caught 20 touchdowns and racked up more than 1,000 receiving yards ... Played both receiver and quarterback for Callaway prior to his senior year ... Coached in high school by Pete Wiggins.

MOHAMED SANOGO

6-2 • 228 • FR-HS • LB
PLANO, TEXAS (PLANO WEST)

HIGH SCHOOL: Selected to play in the Offense-Defense All-American Bowl ... A 4-star recruit according to **Rivals** and **Scout** ... Rated by **Scout** as the No. 13 linebacker nationally and No. 2 in the state of Texas, as well as the No. 299 overall recruit in the country ... Rated by **Rivals** as the nation's No. 14 linebacker ... Ranked the No. 55 recruit in the state of Texas in the **247Sports** composite rankings ... Played on USA Football's U-18 national team for the inaugural North American Championships ... Named Team USA MVP after a 26-0 win over Canada ... Named second team all-district as a senior ... Collected first team all-district honors with 110 tackles and two sacks during his junior season ... As a sophomore, earned co-defensive newcomer of the year for district 6-6A by recording 111 tackles ... Coached in high school by Scott Smith.

KAM'RON WHITE




6-2 • 201 • FR-HS • DB
CLINTON, MISS. (CLINTON)

HIGH SCHOOL: A 4-star recruit by **Rivals** and **ESPN** ... Listed as the nation's 30th-best athlete by **Rivals** and 49th-best wide receiver by **ESPN** ... Ranked the No. 6 player in the state by **Rivals** ... Represented Mississippi in the Mississippi-Alabama All-Star game where he intercepted a pass and returned it for a touchdown ... Named first team All-State by the **Mississippi Association of Coaches** and **The Clarion-Ledger** ... Named to **The Clarion-Ledger's** Dandy Dozen ... Led Clinton to a 14-1 record and a 6A state championship ... As a senior, recorded 51 tackles and six interceptions on defense, while tallying 31 catching for 522 yards and six TDs on offense ... Coached in high school by Judd Boswell.

ISAIAH WOULLARD




5-9 • 195 • FR-HS • RB
HATTIESBURG, MISS. (PRESBYTERIAN CHRISTIAN)




HIGH SCHOOL: All-time leading rusher in Mississippi high school history with 8,294 career yards ... Rated a 2-star recruit by **Scout** ... Named first team All-State by **The Clarion-Ledger** as a senior ... **Hattiesburg Impact** All-Area Player of the Year ... Averaged 230 rushing yards per game (2,761 total) while reaching the end zone 36 times ... Ran for 100 yards in every game of the season, including nine 200-yard games ... Averaged nearly 9 yards per carry ... Led Presbyterian Christian to an 11-1 record and the MAIS AAAA D-1 semifinals ... Earned first team All-State honors by **The Clarion-Ledger** as a junior when he posted a state-high 3,085 rushing yards and 30 total touchdowns ... Fourth player in Mississippi history to rush for more than 3,000 yards in a season ... Coached in high school by Joey Hawkins.




GAME 1	QUICK FACTS		2017 SCHEDULE
 <p>SOUTH ALABAMA September 2 Vaught-Hemingway Stadium</p>	 Joey Jones Head Coach	 Jeremy Reaves Sr. • CB	<p>LOCATION: Mobile, Ala. ATHLETICS DIRECTOR: Dr. Joel Erdmann CONFERENCE: Sun Belt STADIUM: Ladd-Peebles Stadium (33,471) 2016 RECORD: 6-7 HEAD COACH: Joey Jones RECORD AT USA: 48-42 (8 years) CAREER RECORD: 51-49 (9 years)</p> <p>SID: Brian Fremund PHONE: (251) 414-8032 EMAIL: bfremund@southalabama.edu</p> <p>Sept. 2 at Ole Miss Sept. 9 Oklahoma State Sept. 16 Alabama A&M Sept. 23 Idaho Sept. 30 at Louisiana Tech Oct. 11 at Troy Oct. 21 ULM Oct. 26 at Georgia State Nov. 4 Louisiana Nov. 11 Arkansas State Nov. 18 at Georgia Southern Dec. 2 at New Mexico State</p>

GAME 2	QUICK FACTS		2017 SCHEDULE
 <p>UT MARTIN September 9 Vaught-Hemingway Stadium</p>	 Jason Simpson Head Coach	 Troy Cook Sr. • QB	<p>LOCATION: Martin, Tenn. ATHLETICS DIRECTOR: Kurt McGuffin CONFERENCE: Ohio Valley STADIUM: Hardy M. Graham Stadium (7,500) 2016 RECORD: 7-5 HEAD COACH: Jason Simpson RECORD AT UTM: 72-54 (11 years) CAREER RECORD: 72-54 (11 years)</p> <p>SID: Alex Boggis PHONE: (731) 881-7694 EMAIL: DABoggis@utm.edu</p> <p>Aug. 31 Clarion Sept. 9 at Ole Miss Sept. 16 at Chattanooga Sept. 23 Tennessee State Sept. 30 at Austin Peay Oct. 7 Murray State Oct. 21 at Eastern Kentucky Oct. 28 Eastern Illinois Nov. 4 at Southeast Missouri Nov. 11 Jacksonville State Nov. 18 at Tennessee Tech</p>

GAME 3	QUICK FACTS		2017 SCHEDULE
 <p>CALIFORNIA September 16 California Memorial Stadium</p>	 Justin Wilcox Head Coach	 James Looney Sr. • DL	<p>LOCATION: Berkeley, Calif. ATHLETICS DIRECTOR: H. Michael Williams CONFERENCE: Pac-12 (North) STADIUM: Kabam Field at California Memorial Stadium (62,467) 2016 RECORD: 5-7 HEAD COACH: Justin Wilcox RECORD AT CAL: 0-0 (1st year) CAREER RECORD: 0-0 (1st year)</p> <p>SID: Kyle McRae PHONE: (510) 219-9340 EMAIL: mcrae@berkeley.edu</p> <p>Sept. 2 at North Carolina Sept. 9 Weber State Sept. 16 Ole Miss Sept. 23 USC Sept. 30 at Oregon Oct. 7 at Washington Oct. 13 Washington State Oct. 21 Arizona Oct. 28 at Colorado Nov. 4 Oregon State Nov. 18 at Stanford Nov. 24 at UCLA</p>

GAME 4	QUICK FACTS		2017 SCHEDULE
 <p>ALABAMA September 30 Bryant-Denny Stadium</p>	 Nick Saban Head Coach	 Minkah Fitzpatrick Jr. • DB	<p>LOCATION: Tuscaloosa, Ala. ATHLETICS DIRECTOR: Greg Byrne CONFERENCE: Southeastern (West) STADIUM: Bryant-Denny Stadium (101,821) 2016 RECORD: 14-1 HEAD COACH: Nick Saban RECORD AT UA: 114-19 (10 years) CAREER RECORD: 205-61-1 (21 years)</p> <p>SID: Josh Maxson PHONE: (205) 348-3631 EMAIL: jmaxson@ia.ua.edu</p> <p>Sept. 2 vs. Florida State Sept. 9 Fresno State Sept. 16 Colorado State Sept. 23 at Vanderbilt Sept. 30 Ole Miss Oct. 7 at Texas A&M Oct. 14 Arkansas Oct. 21 Tennessee Nov. 4 LSU Nov. 11 at Mississippi State Nov. 18 Mercer Nov. 25 at Auburn</p>

GAME 5	QUICK FACTS		2017 SCHEDULE
 <p>AUBURN October 7 Jordan-Hare Stadium</p>	 Gus Malzahn Head Coach	 Tray Matthews Sr. • DB	<p>LOCATION: Auburn, Ala. ATHLETICS DIRECTOR: Jay Jacobs CONFERENCE: Southeastern (West) STADIUM: Jordan-Hare Stadium (87,451) 2016 RECORD: 8-5 HEAD COACH: Gus Malzahn RECORD AT AU: 35-18 (4 years) CAREER RECORD: 44-21 (5 years)</p> <p>SID: Kirk Sampson PHONE: (334) 844-9800 EMAIL: kirk@auburn.edu</p> <p>Sept. 2 Georgia Southern Sept. 9 at Clemson Sept. 16 Mercer Sept. 23 at Missouri Sept. 30 Mississippi State Oct. 7 Ole Miss Oct. 14 at LSU Oct. 21 at Arkansas Nov. 4 at Texas A&M Nov. 11 Georgia Nov. 18 ULM Nov. 25 Alabama</p>

GAME 6	QUICK FACTS		2017 SCHEDULE
 <p>VANDERBILT October 14 Vaught-Hemingway Stadium</p>	 Derek Mason Head Coach	 Ralph Webb Sr. • RB	<p>LOCATION: Nashville, Tenn. ATHLETICS DIRECTOR: David Williams II CONFERENCE: Southeastern (East) STADIUM: Vanderbilt Stadium (40,550) 2016 RECORD: 6-7 HEAD COACH: Derek Mason RECORD AT VU: 13-24 (3 years) CAREER RECORD: 13-24 (3 years)</p> <p>SID: Larry Leathers PHONE: (615) 480-8226 EMAIL: larryleathers@vanderbilt.edu</p> <p>Sept. 2 at Middle Tennessee Sept. 9 Alabama A&M Sept. 16 Kansas State Sept. 23 Alabama Sept. 30 at Florida Oct. 7 Georgia Oct. 14 at Ole Miss Oct. 28 at South Carolina Nov. 4 Western Kentucky Nov. 11 Kentucky Nov. 18 Missouri Nov. 25 at Tennessee</p>




GAME 7		QUICK FACTS		2017 SCHEDULE	
 <p>LSU October 21 Vaught-Hemingway Stadium</p>	 Ed Orgeron Head Coach	 Derrius Guice Jr. • RB	LOCATION: Baton Rouge, La. ATHLETICS DIRECTOR: Joe Alleva CONFERENCE: Southeastern (West) STADIUM: Tiger Stadium (102,321) 2016 RECORD: 8-4 HEAD COACH: Ed Orgeron RECORD AT LSU: 6-2 (1 year) CAREER RECORD: 22-29 (5 years)	SID: Michael Bonnette PHONE: (225) 578-8226 EMAIL: mbonnet@lsu.edu	Sept. 2 vs. BYU Sept. 9 Chattanooga Sept. 16 at Mississippi State Sept. 23 Syracuse Sept. 30 Troy Oct. 7 at Florida Oct. 14 Auburn Oct. 21 at Ole Miss Nov. 4 at Alabama Nov. 11 Arkansas Nov. 18 at Tennessee Nov. 25 Texas A&M
			www.lsusports.net		

GAME 8		QUICK FACTS		2017 SCHEDULE	
 <p>ARKANSAS October 28 Vaught-Hemingway Stadium</p>	 Bret Bielema Head Coach	 Austin Allen Sr. • QB	LOCATION: Fayetteville, Ark. ATHLETICS DIRECTOR: Jeff Long CONFERENCE: Southeastern (West) STADIUM: Donald W. Reynolds Razorback Stadium (72,000) 2016 RECORD: 7-6 HEAD COACH: Bret Bielema RECORD AT UA: 25-26 (4 years) CAREER RECORD: 73-50 (11 years)	SID: Patrick Pierson PHONE: (479) 575-2752 EMAIL: pspierson@uark.edu	Aug. 31 Florida A&M Sept. 9 TCU Sept. 23 vs. Texas A&M Sept. 30 New Mexico State Oct. 7 at South Carolina Oct. 14 at Alabama Oct. 21 Auburn Oct. 28 at Ole Miss Nov. 4 Coastal Carolina Nov. 11 at LSU Nov. 18 Mississippi State Nov. 25 Missouri
			www.arkansasrazorbacks.com		

GAME 9		QUICK FACTS		2017 SCHEDULE	
 <p>KENTUCKY November 4 Commonwealth Stadium</p>	 Mark Stoops Head Coach	 Stephen Johnson Sr. • QB	LOCATION: Lexington, Ky. ATHLETICS DIRECTOR: Mitch Barnhart CONFERENCE: Southeastern (East) STADIUM: Commonwealth Stadium (61,000) 2016 RECORD: 7-6 HEAD COACH: Mark Stoops RECORD AT UK: 19-30 (5 years) CAREER RECORD: 19-30 (5 years)	SID: Susan Lax PHONE: (859) 608-5019 EMAIL: slax0@uky.edu	Sept. 2 at Southern Miss Sept. 9 Eastern Kentucky Sept. 16 at South Carolina Sept. 23 Florida Sept. 30 Eastern Michigan Oct. 7 Missouri Oct. 21 at Mississippi State Oct. 28 Tennessee Nov. 4 Ole Miss Nov. 11 at Vanderbilt Nov. 18 at Georgia Nov. 25 Louisville
			www.ukathletics.com		

GAME 10		QUICK FACTS		2017 SCHEDULE	
 <p>LOUISIANA November 11 Vaught-Hemingway Stadium</p>	 Mark Hudspeth Head Coach	 Tracy Walker Sr. • DB	LOCATION: Lafayette, La. ATHLETICS DIRECTOR: Scott Farmer CONFERENCE: Sun Belt STADIUM: Cajun Field (41,426) 2016 RECORD: 6-7 HEAD COACH: Mark Hudspeth RECORD AT UL: 24-31 (6 years) CAREER RECORD: 90-52 (12 years)	SID: Matt Sullivan PHONE: (985) 981-0009 EMAIL: matt.sullivan@louisiana.edu	Sept. 2 Southeastern Louisiana Sept. 9 at Tulsa Sept. 16 at Texas A&M Sept. 23 ULM Oct. 7 at Idaho Oct. 12 Texas State Oct. 19 at Arkansas State Nov. 4 at South Alabama Nov. 11 at Ole Miss Nov. 18 New Mexico State Nov. 25 Georgia Southern Dec. 2 at Appalachian State
			www.ragincajuns.com		

GAME 11		QUICK FACTS		2017 SCHEDULE	
 <p>TEXAS A&M November 18 Vaught-Hemingway Stadium</p>	 Kevin Sumlin Head Coach	 Christian Kirk Jr. • WR	LOCATION: College Station, Texas ATHLETICS DIRECTOR: Scott Woodward CONFERENCE: Southeastern (West) STADIUM: Kyle Field (102,733) 2016 RECORD: 8-5 HEAD COACH: Kevin Sumlin RECORD AT TAMU: 44-21 (5 years) CAREER RECORD: 79-38 (9 years)	SID: Alan Cannon PHONE: (979) 845-5725 EMAIL: acannon@athletics.tamu.edu	Sept. 3 at UCLA Sept. 9 Nicholls Sept. 16 Louisiana Sept. 23 vs. Arkansas Sept. 30 South Carolina Oct. 7 Alabama Oct. 14 at Florida Oct. 28 Mississippi State Nov. 4 Auburn Nov. 11 New Mexico Nov. 18 at Ole Miss Nov. 25 at LSU
			www.12thman.com		

GAME 12		QUICK FACTS		2017 SCHEDULE	
 <p>MISSISSIPPI STATE November 23 Davis Wade Stadium</p>	 Dan Mullen Head Coach	 Nick Fitzgerald Jr. • QB	LOCATION: Starkville, Miss. ATHLETICS DIRECTOR: John Cohen CONFERENCE: Southeastern (West) STADIUM: Davis Wade Stadium (61,337) 2016 RECORD: 6-7 HEAD COACH: Dan Mullen RECORD AT MSU: 61-42 (7 years) CAREER RECORD: 61-42 (7 years)	SID: Bill Martin PHONE: (662) 325-2800 EMAIL: bmartin@athletics.msstate.edu	Sept. 2 Charleston Southern Sept. 9 at Louisiana Tech Sept. 16 LSU Sept. 23 at Georgia Sept. 30 at Auburn Oct. 7 BYU Oct. 21 Kentucky Oct. 28 at Texas A&M Nov. 4 UMass Nov. 11 Alabama Nov. 18 at Arkansas Nov. 23 Ole Miss
			www.hailstate.com		

ALABAMA

Series: Alabama leads 48-11-2
In Tuscaloosa: Alabama leads 26-2

1894.....	W.....	6-0.....	Jackson
1899.....	L.....	5-7.....	Jackson
1900.....	L.....	5-12.....	Tuscaloosa
1901.....	L.....	0-41.....	Tuscaloosa
1907.....	L.....	0-20.....	Columbus
1909.....	T.....	0-0.....	Jackson
1910.....	W.....	16-0.....	Greenville
1912.....	L.....	9-10.....	Tuscaloosa
1915.....	L.....	0-53.....	Birmingham
1916.....	L.....	0-27.....	Tuscaloosa
1917.....	L.....	0-54.....	Tuscaloosa
1919.....	L.....	0-49.....	Tuscaloosa
1923.....	L.....	0-56.....	Tuscaloosa
1924.....	L.....	0-61.....	Montgomery
1928.....	L.....	0-27.....	Tuscaloosa
1929.....	L.....	7-22.....	Tuscaloosa
1930.....	L.....	0-64.....	Tuscaloosa
1931.....	L.....	6-55.....	Tuscaloosa
1932.....	L.....	13-24.....	Tuscaloosa
1933.....	T.....	0-0.....	Birmingham
1944.....	L.....	6-34.....	Mobile
1964.....	L.....	7-12.....	New Orleans (Sugar Bowl)
1965.....	L.....	16-17.....	Birmingham (n)
1966.....	L.....	7-17.....	Jackson
1967.....	L.....	7-21.....	Birmingham
1968.....	W.....	10-8.....	Jackson
1969.....	L.....	32-33.....	Birmingham (n)
1970.....	W.....	48-23.....	Jackson (n)
1971.....	L.....	6-40.....	Birmingham
1974.....	L.....	21-35.....	Jackson (n)
1975.....	L.....	6-32.....	Birmingham
1976.....	W.....	10-7.....	Jackson (n)
1977.....	L.....	13-34.....	Birmingham (n)
1980.....	L.....	35-59.....	Jackson
1981.....	L.....	7-38.....	Tuscaloosa
1982.....	L.....	14-42.....	Jackson (n)
1983.....	L.....	0-40.....	Tuscaloosa
1988.....	W.....	22-12.....	Tuscaloosa
1989.....	L.....	27-62.....	Jackson
1992.....	L.....	10-31.....	Tuscaloosa
1993*	L.....	14-19.....	Oxford
1994.....	L.....	10-21.....	Tuscaloosa
1995.....	L.....	9-23.....	Oxford
1996.....	L.....	0-37.....	Tuscaloosa
1997.....	L.....	20-29.....	Oxford
1998.....	L.....	17-20.....	Tuscaloosa
1999.....	L.....	24-30.....	Oxford
2000.....	L.....	7-45.....	Tuscaloosa (n)
2001.....	W.....	27-24.....	Oxford
2002.....	L.....	7-42.....	Tuscaloosa
2003.....	W.....	43-28.....	Oxford
2004.....	L.....	7-28.....	Tuscaloosa (n)
2005^	L.....	10-13.....	Oxford
2006^	L (OT)	23-26.....	Tuscaloosa
2007^	L.....	24-27.....	Oxford
2008.....	L.....	20-24.....	Tuscaloosa
2009.....	L.....	3-22.....	Oxford
2010.....	L.....	10-23.....	Tuscaloosa (n)
2011.....	L.....	7-52.....	Oxford (n)
2012.....	L.....	14-33.....	Tuscaloosa (n)
2013.....	L.....	0-25.....	Tuscaloosa (n)
2014.....	W.....	23-17.....	Oxford
2015.....	W.....	43-37.....	Tuscaloosa (n)
2016.....	L.....	43-48.....	Oxford

* Ole Miss won by forfeit
^ Result vacated by NCAA ruling

ARKANSAS

Series: Arkansas leads 34-28-1
In Oxford: Ole Miss leads 7-5

1908.....	L.....	0-33.....	Fayetteville
1913.....	W.....	21-10.....	Little Rock
1914.....	W.....	13-7.....	Little Rock
1924.....	L.....	0-20.....	Little Rock
1926.....	L.....	6-21.....	Fayetteville
1928.....	W.....	25-0.....	Oxford
1937.....	L.....	6-32.....	Memphis
1938.....	W.....	20-14.....	Memphis
1940.....	L.....	20-21.....	Memphis
1941.....	W.....	18-0.....	Memphis
1942.....	L.....	6-7.....	Memphis (n)
1944.....	L.....	18-26.....	Memphis
1945.....	L.....	0-19.....	Memphis
1946.....	W.....	9-7.....	Memphis
1947.....	L.....	14-19.....	Memphis
1952.....	W.....	34-7.....	Little Rock
1953.....	W.....	28-0.....	Memphis
1954.....	L.....	0-6.....	Little Rock
1955.....	W.....	17-7.....	Oxford
1956.....	L.....	0-14.....	Little Rock (n)
1957.....	L.....	6-12.....	Memphis
1958.....	W.....	14-12.....	Little Rock
1959.....	W.....	28-0.....	Memphis
1960.....	W.....	10-7.....	Little Rock
1961.....	W.....	16-0.....	Jackson
1962.....	W.....	17-13.....	New Orleans (Sugar Bowl)
1969.....	W.....	27-22.....	New Orleans (Sugar Bowl)
1981.....	L.....	13-27.....	Jackson (n)
1982.....	L.....	12-14.....	Little Rock (n)
1983.....	W.....	13-10.....	Jackson (n)
1984.....	T.....	14-14.....	Little Rock (n)
1985.....	L.....	19-24.....	Jackson (n)
1986.....	L.....	0-21.....	Little Rock (n)
1987.....	L.....	10-31.....	Jackson (n)
1988.....	L.....	13-21.....	Little Rock (n)
1989.....	L.....	17-24.....	Jackson (n)
1990.....	W.....	21-17.....	Little Rock
1991.....	W.....	24-17.....	Jackson (n)
1992.....	W.....	17-3.....	Little Rock (n)
1993.....	W.....	19-0.....	Jackson
1994.....	L.....	7-31.....	Fayetteville
1995.....	L.....	6-13.....	Memphis
1996.....	L.....	7-13.....	Fayetteville
1997.....	W.....	19-9.....	Oxford (n)
1998.....	L.....	0-34.....	Fayetteville
1999.....	W.....	38-16.....	Oxford
2000.....	W.....	38-24.....	Fayetteville
2001.....	L (7 OT)	56-58.....	Oxford (n)
2002.....	L.....	28-48.....	Fayetteville
2003.....	W.....	19-7.....	Oxford (n)
2004.....	L.....	3-35.....	Fayetteville
2005.....	L.....	17-28.....	Oxford
2006.....	L.....	3-38.....	Fayetteville
2007.....	L.....	8-44.....	Oxford
2008.....	W.....	23-21.....	Fayetteville (n)
2009.....	W.....	30-17.....	Oxford
2010.....	L.....	24-38.....	Fayetteville
2011.....	L.....	24-29.....	Oxford
2012.....	W.....	30-27.....	Little Rock
2013.....	W.....	34-24.....	Oxford
2014.....	L.....	0-30.....	Fayetteville
2015.....	L (OT)	52-53.....	Oxford
2016.....	L.....	30-34.....	Fayetteville (n)

AUBURN

Series: Auburn leads 30-11
In Auburn: Auburn leads 14-3

1928.....	W.....	19-0.....	Birmingham
1932.....	L.....	7-14.....	Montgomery
1949.....	W.....	40-7.....	Montgomery (n)

1951.....	W.....	39-14.....	Mobile
1952.....	W.....	20-7.....	Memphis
1953.....	L.....	0-13.....	Auburn
1965.....	W.....	13-7.....	Memphis (Liberty Bowl)
1971.....	L.....	28-35.....	Jacksonville (Gator Bowl)
1972.....	L.....	13-19.....	Jackson
1973.....	L.....	7-14.....	Auburn
1976.....	L.....	0-10.....	Jackson
1977.....	L.....	15-21.....	Auburn
1984.....	L.....	13-17.....	Oxford
1985.....	L.....	0-41.....	Auburn (n)
1990.....	L.....	10-24.....	Jackson
1991.....	L.....	13-23.....	Auburn (n)
1992.....	W.....	45-21.....	Oxford (n)
1993.....	L.....	12-16.....	Auburn (n)
1994.....	L.....	17-22.....	Oxford
1995.....	L.....	13-46.....	Auburn (n)
1996.....	L.....	28-45.....	Oxford
1997.....	L.....	9-19.....	Auburn
1998.....	L.....	0-17.....	Oxford
1999.....	W (OT)	24-17.....	Auburn
2000.....	L.....	27-35.....	Oxford (n)
2001.....	L.....	21-27.....	Auburn
2002.....	L.....	24-31.....	Oxford
2003.....	W.....	24-20.....	Auburn
2004.....	L.....	14-35.....	Oxford (n)
2005.....	L.....	3-27.....	Auburn
2006.....	L.....	17-23.....	Oxford
2007.....	L.....	3-17.....	Auburn
2008.....	W.....	17-7.....	Oxford
2009.....	L.....	20-33.....	Auburn
2010.....	L.....	31-51.....	Oxford
2011.....	L.....	23-41.....	Auburn (n)
2012.....	W.....	41-20.....	Oxford
2013.....	L.....	22-30.....	Auburn
2014.....	L.....	31-35.....	Oxford (n)
2015.....	W.....	27-19.....	Auburn
2016.....	L.....	29-40.....	Oxford (n)

FIRST MEETINGS: CALIFORNIA SOUTH ALABAMA

KENTUCKY

Series: Ole Miss leads 27-14-1
In Lexington: Kentucky leads 11-9-1

1944.....	L.....	7-27.....	Lexington (n)
1945.....	W.....	21-7.....	Memphis (n)
1946.....	L.....	6-20.....	Lexington (n)
1947.....	W.....	14-7.....	Oxford
1948.....	W.....	20-7.....	Lexington (n)
1949.....	L.....	0-47.....	Oxford
1950.....	L.....	0-27.....	Lexington
1951.....	W.....	21-17.....	Oxford
1952.....	T.....	13-13.....	Lexington
1953.....	W.....	22-6.....	Oxford
1954.....	W.....	28-9.....	Memphis (n)
1955.....	L.....	14-21.....	Lexington (n)
1956.....	W.....	37-7.....	Memphis (n)
1957.....	W.....	15-0.....	Lexington (n)
1958.....	W.....	27-6.....	Memphis
1959.....	W.....	16-0.....	Lexington (n)
1960.....	W.....	21-6.....	Memphis (n)
1961.....	W.....	20-6.....	Lexington (n)
1962.....	W.....	14-0.....	Jackson (n)
1963.....	W.....	31-7.....	Lexington (n)
1964.....	L.....	21-27.....	Jackson
1965.....	L.....	7-16.....	Lexington (n)
1966.....	W.....	17-0.....	Jackson (n)
1967.....	W.....	26-13.....	Lexington

1968.....	W.....	30-14.....	Jackson (n)
1969.....	L.....	9-10.....	Lexington (n)
1970.....	W.....	20-17.....	Jackson
1971.....	W.....	34-20.....	Lexington
1978.....	L.....	17-24.....	Oxford
1979.....	L.....	3-14.....	Lexington (n)
1986.....	W.....	33-13.....	Jackson
1987.....	L.....	6-35.....	Lexington (n)
1990.....	W.....	35-29.....	Oxford
1991.....	W.....	35-14.....	Lexington (n)
1992.....	W.....	24-14.....	Oxford (n)
1993.....	L.....	0-21.....	Lexington
2000.....	W.....	35-17.....	Oxford (n)
2001.....	W.....	42-31.....	Lexington
2005.....	W.....	13-7.....	Oxford
2006.....	L.....	14-31.....	Lexington
2010.....	W.....	42-35.....	Oxford
2011.....	L.....	13-30.....	Lexington

LOUISIANA

Series: Ole Miss leads 4-0
In Oxford: Ole Miss leads 4-0

1986.....	W.....	21-20.....	Oxford
1987.....	W.....	24-14.....	Oxford
2010.....	W.....	43-21.....	Oxford (n)
2014.....	W.....	56-15.....	Oxford

LSU

Series: LSU leads 60-41-4
In Oxford: LSU leads 9-8-1

1894.....	W.....	26-6.....	Baton Rouge
1896.....	L.....	4-12.....	Vicksburg
1899.....	W.....	11-0.....	Meridian
1901.....	L.....	0-46.....	Baton Rouge
1902.....	L.....	0-6.....	New Orleans
1903.....	W.....	11-0.....	New Orleans
1904.....	L.....	0-5.....	Baton Rouge
1906.....	W.....	9-0.....	Baton Rouge
1907.....	L.....	0-23.....	Jackson
1909.....	L.....	0-10.....	Baton Rouge
1912.....	W.....	10-7.....	Baton Rouge
1914.....	W.....	21-0.....	Baton Rouge
1915.....	L.....	0-28.....	Oxford
1916.....	L.....	0-41.....	Baton Rouge
1917.....	L.....	7-52.....	Oxford
1919.....	L.....	0-13.....	Baton Rouge
1921.....	L.....	0-21.....	Baton Rouge
1926.....	L.....	0-3.....	Baton Rouge
1927.....	W.....	12-7.....	Oxford
1928.....	L.....	6-19.....	Baton Rouge
1929.....	L.....	6-13.....	Baton Rouge
1930.....	L.....	0-6.....	Baton Rouge
1931.....	L.....	3-26.....	Jackson
1933.....	L.....	0-31.....	Baton Rouge
1934.....	L.....	0-14.....	Jackson
1936.....	L.....	0-13.....	Baton Rouge (n)
1937.....	L.....	0-13.....	Baton Rouge (n)
1938.....	W.....	20-7.....	Baton Rouge (n)
1939.....	W.....	14-7.....	Baton Rouge (n)
1940.....	W.....	19-6.....	Baton Rouge (n)
1941.....	W.....	13-12.....	Baton Rouge (n)
1942.....	L.....	7-21.....	Baton Rouge (n)
1945.....	L.....	13-32.....	Baton Rouge (n)
1946.....	L.....	21-34.....	Baton Rouge (n)
1947.....	W.....	20-18.....	Baton Rouge (n)
1948.....	W.....	49-19.....	Baton Rouge (n)
1949.....	L.....	7-34.....	Baton Rouge (n)
1950.....	L.....	14-40.....	Baton Rouge (n)
1951.....	T.....	6-6.....	Baton Rouge (n)
1952.....	W.....	28-0.....	Oxford
1953.....	W.....	27-16.....	Baton Rouge (n)
1954.....	W.....	21-6.....	Baton Rouge
1955.....	W.....	29-26.....	Baton Rouge (n)
1956.....	W.....	46-17.....	Baton Rouge (n)

1957.....	W.....	14-12.....	Oxford
1958.....	L.....	0-14.....	Baton Rouge
1959.....	L.....	3-7.....	Baton Rouge (n)
1960.....	W.....	21-0.....	New Orleans (Sugar Bowl)
1960.....	T.....	6-6.....	Oxford
1961.....	L.....	7-10.....	Baton Rouge (n)
1962.....	W.....	15-7.....	Baton Rouge (n)
1963.....	W.....	37-3.....	Baton Rouge
1964.....	L.....	10-11.....	Baton Rouge (n)
1965.....	W.....	23-0.....	Jackson
1966.....	W.....	17-0.....	Baton Rouge (n)
1967.....	T.....	13-13.....	Jackson
1968.....	W.....	27-24.....	Baton Rouge (n)
1969.....	W.....	26-23.....	Jackson
1970.....	L.....	17-61.....	Baton Rouge (n)
1971.....	W.....	24-22.....	Jackson
1972.....	L.....	16-17.....	Baton Rouge (n)
1973.....	L.....	14-51.....	Jackson
1974.....	L.....	0-24.....	Baton Rouge (n)
1975.....	W.....	17-13.....	Jackson
1976.....	L.....	0-45.....	Baton Rouge (n)
1977.....	L.....	21-28.....	Jackson
1978.....	L.....	8-30.....	Baton Rouge
1979.....	L.....	24-28.....	Jackson
1980.....	L.....	16-38.....	Baton Rouge
1981.....	T.....	27-27.....	Jackson
1982.....	L.....	8-45.....	Baton Rouge (n)
1983.....	W.....	27-24.....	Jackson
1984.....	L.....	29-32.....	Baton Rouge (n)
1985.....	L.....	0-14.....	Jackson
1986.....	W.....	21-19.....	Baton Rouge
1987.....	L.....	13-42.....	Jackson (n)
1988.....	L.....	20-31.....	Baton Rouge
1989.....	L.....	30-35.....	Oxford
1990.....	W.....	19-10.....	Baton Rouge (n)
1991.....	L.....	22-25.....	Jackson
1992.....	W.....	32-0.....	Jackson (n)
1993.....	L.....	17-19.....	Baton Rouge (n)
1994.....	W.....	34-21.....	Oxford
1995.....	L.....	9-38.....	Baton Rouge (n)
1996.....	L.....	7-39.....	Oxford
1997.....	W.....	36-21.....	Baton Rouge
1998.....	W (OT).....	37-31.....	Oxford
1999.....	W.....	42-23.....	Baton Rouge (n)
2000.....	L.....	9-20.....	Oxford (n)
2001.....	W.....	35-24.....	Baton Rouge (n)
2002.....	L.....	13-14.....	Baton Rouge (n)
2003.....	L.....	14-17.....	Oxford
2004.....	L.....	24-27.....	Baton Rouge (n)
2005.....	L.....	7-40.....	Oxford (n)
2006.....	L (OT).....	20-23.....	Baton Rouge (n)
2007.....	L.....	24-41.....	Oxford
2008.....	W.....	31-13.....	Baton Rouge
2009.....	W.....	25-23.....	Oxford
2010.....	L.....	36-43.....	Baton Rouge
2011.....	L.....	3-52.....	Oxford (n)
2012.....	L.....	35-41.....	Baton Rouge
2013.....	W.....	27-24.....	Oxford
2014.....	L.....	7-10.....	Baton Rouge (n)
2015.....	W.....	38-17.....	Oxford
2016.....	L.....	21-38.....	Baton Rouge (n)

MISSISSIPPI STATE

Series: Ole Miss leads 63-44-6
In Starkville: Ole Miss leads 21-14-3

1901.....	L.....	0-17.....	Starkville
1902.....	W.....	21-0.....	Starkville
1903.....	T.....	6-6.....	Oxford
1904.....	W.....	17-5.....	Columbus
1905.....	L.....	0-11.....	Jackson
1906.....	W.....	29-5.....	Jackson
1907.....	L.....	0-15.....	Jackson
1908.....	L.....	6-44.....	Jackson
1909.....	W.....	9-5.....	Jackson
1910.....	W.....	30-0.....	Jackson
1911.....	L.....	0-6.....	Jackson
1915.....	L.....	0-65.....	Tupelo

1916.....	L.....	0-36.....	Tupelo
1917.....	L.....	14-41.....	Tupelo
1918.....	L.....	0-13.....	Oxford
1918.....	L.....	0-34.....	Starkville
1919.....	L.....	0-33.....	Clarksdale
1920.....	L.....	0-20.....	Greenwood
1921.....	L.....	0-21.....	Greenwood
1922.....	L.....	13-19.....	Jackson
1923.....	L.....	6-13.....	Jackson
1924.....	L.....	0-20.....	Jackson
1925.....	L.....	0-6.....	Jackson
1926.....	W.....	7-6.....	Starkville
1927.....	W.....	20-12.....	Oxford
1928.....	W.....	20-19.....	Starkville
1929.....	T.....	7-7.....	Oxford
1930.....	W.....	20-0.....	Starkville
1931.....	W.....	25-14.....	Oxford
1932.....	W.....	13-0.....	Starkville
1933.....	W.....	31-0.....	Oxford
1934.....	W.....	7-3.....	Jackson
1935.....	W.....	14-6.....	Oxford
1936.....	L.....	6-26.....	Starkville
1937.....	L.....	7-9.....	Oxford
1938.....	W.....	19-6.....	Starkville
1939.....	L.....	6-18.....	Oxford
1940.....	L.....	0-19.....	Starkville
1941.....	L.....	0-6.....	Oxford
1942.....	L.....	13-34.....	Starkville
1944.....	W.....	13-8.....	Oxford
1945.....	W.....	7-6.....	Starkville
1946.....	L.....	0-20.....	Oxford
1947.....	W.....	33-14.....	Starkville
1948.....	W.....	34-7.....	Oxford
1949.....	W.....	26-0.....	Starkville
1950.....	W.....	27-20.....	Oxford
1951.....	W.....	49-7.....	Starkville
1952.....	W.....	20-14.....	Oxford
1953.....	T.....	7-7.....	Starkville
1954.....	W.....	14-0.....	Oxford
1955.....	W.....	26-0.....	Starkville
1956.....	W.....	13-7.....	Oxford
1957.....	T.....	7-7.....	Starkville
1958.....	W.....	21-0.....	Oxford
1959.....	W.....	42-0.....	Starkville
1960.....	W.....	35-9.....	Oxford
1961.....	W.....	37-7.....	Starkville
1962.....	W.....	13-6.....	Oxford
1963.....	T.....	10-10.....	Starkville
1964.....	L.....	17-20.....	Oxford
1965.....	W.....	21-0.....	Starkville
1966.....	W.....	24-0.....	Oxford
1967.....	W.....	10-3.....	Starkville
1968.....	T.....	17-17.....	Oxford
1969.....	W.....	48-22.....	Starkville
1970.....	L.....	14-19.....	Oxford
1971.....	W.....	48-0.....	Starkville
1972.....	W.....	51-14.....	Oxford
1973.....	W.....	38-10.....	Jackson
1974.....	L.....	13-31.....	Jackson
1975.....	W.....	13-7.....	Jackson
1976*.....	L.....	11-28.....	Jackson
1977*.....	L.....	14-18.....	Jackson
1978.....	W.....	27-7.....	Jackson
1979.....	W.....	14-9.....	Jackson
1980.....	L.....	14-19.....	Jackson
1981.....	W.....	21-17.....	Jackson
1982.....	L.....	10-27.....	Jackson
1983.....	W.....	24-23.....	Jackson
1984.....	W.....	24-3.....	Jackson
1985.....	W.....	45-27.....	Jackson
1986.....	W.....	24-3.....	Jackson
1987.....	L.....	20-30.....	Jackson
1988.....	W.....	33-6.....	Jackson
1989.....	W.....	21-11.....	Jackson
1990.....	W.....	21-9.....	Jackson
1991.....	L.....	9-24.....	Starkville
1992.....	W.....	17-10.....	Oxford
1993.....	L.....	13-20.....	Starkville
1994.....	L.....	17-21.....	Oxford
1995.....	W.....	13-10.....	Starkville
1996.....	L.....	0-17.....	Oxford
1997.....	W.....	15-14.....	Starkville

1998.....L.....	6-28.....	Oxford (n)
1999.....L.....	20-23.....	Starkville (n)
2000.....W.....	45-30.....	Oxford (n)
2001.....L.....	28-36.....	Starkville (n)
2002.....W.....	24-12.....	Oxford (n)
2003.....W.....	31-0.....	Starkville (n)
2004.....W.....	20-3.....	Oxford
2005.....L.....	14-35.....	Starkville
2006.....W.....	20-17.....	Oxford
2007.....L.....	14-17.....	Starkville
2008.....W.....	45-0.....	Oxford
2009.....L.....	27-41.....	Starkville
2010.....L.....	23-31.....	Oxford (n)
2011.....L.....	3-31.....	Starkville (n)
2012.....W.....	41-24.....	Oxford (n)
2013.....L (OT).....	10-17.....	Starkville (n)
2014.....W.....	31-17.....	Oxford
2015.....W.....	38-27.....	Starkville (n)
2016.....L.....	20-55.....	Oxford

*Ole Miss won by forfeit

TEXAS A&M

Series: Texas A&M leads 6-3
In Oxford: A&M leads 2-1

1911.....L.....	0-17.....	College Station
1914.....L.....	7-14.....	Beaumont
1975.....L.....	0-7.....	College Station
1980.....L.....	20-23.....	Jackson
2012.....L.....	27-30.....	Oxford (n)
2013.....L.....	38-41.....	Oxford (n)
2014.....W.....	35-20.....	College Station (n)
2015.....W.....	23-3.....	Oxford (n)
2016.....W.....	29-28.....	College Station (n)

UT MARTIN

Series: Ole Miss leads 1-0
In Oxford: Ole Miss leads 1-0

2015.....W.....	76-3.....	Oxford
-----------------	-----------	--------

VANDERBILT

Series: Ole Miss leads 50-39-2
In Oxford: Ole Miss leads 23-6

1894.....L.....	0-40.....	Nashville
1899.....L.....	0-11.....	Memphis
1900.....L.....	0-6.....	Nashville
1902.....L.....	0-29.....	Nashville
1903.....L.....	0-33.....	Nashville
1904.....L.....	0-69.....	Nashville
1906.....L.....	0-29.....	Nashville
1907.....L.....	0-60.....	Nashville
1908.....L.....	0-29.....	Nashville
1909.....L.....	0-17.....	Nashville
1910.....L.....	2-9.....	Nashville
1911.....L.....	0-21.....	Nashville
1912.....L.....	0-24.....	Nashville
1915.....L.....	0-91.....	Memphis
1916.....L.....	0-35.....	Nashville
1925.....L.....	0-7.....	Nashville
1929.....L.....	7-19.....	Nashville
1930.....L.....	0-24.....	Nashville
1938.....L.....	7-13.....	Nashville
1939.....W.....	14-7.....	Memphis
1940.....W.....	13-7.....	Nashville
1942.....L.....	0-19.....	Memphis
1945.....W.....	14-7.....	Nashville
1946.....L.....	0-7.....	Memphis
1947.....L.....	6-10.....	Nashville
1948.....W.....	20-7.....	Oxford
1949.....L.....	27-28.....	Nashville
1950.....L.....	14-20.....	Nashville
1951.....L.....	20-34.....	Memphis
1952.....T.....	21-21.....	Nashville

1953.....W.....	28-6.....	Oxford
1954.....W.....	22-7.....	Nashville (n)
1955.....W.....	13-0.....	Memphis (n)
1956.....W.....	16-0.....	Oxford
1957.....W.....	28-0.....	Nashville (n)
1959.....W.....	33-0.....	Nashville (n)
1960.....W.....	26-0.....	Nashville (n)
1961.....W.....	47-0.....	Oxford
1962.....W.....	35-0.....	Memphis (n)
1963.....W.....	27-7.....	Oxford
1964.....T.....	7-7.....	Nashville (n)
1965.....W.....	24-7.....	Oxford
1966.....W.....	34-0.....	Jackson
1967.....W.....	28-7.....	Nashville
1970.....W.....	26-16.....	Nashville (n)
1971.....W.....	28-7.....	Oxford
1972.....W.....	31-7.....	Nashville
1973.....W.....	24-14.....	Oxford
1974.....L.....	14-24.....	Nashville
1975.....W.....	17-7.....	Oxford
1976.....W.....	20-3.....	Nashville
1977.....W.....	26-14.....	Oxford
1978.....W.....	35-10.....	Nashville
1979.....W.....	63-28.....	Oxford
1980.....W.....	27-14.....	Nashville
1981.....L.....	23-27.....	Oxford
1982.....L.....	10-19.....	Nashville
1983.....W.....	21-14.....	Oxford
1984.....L.....	20-37.....	Nashville
1985.....W.....	35-7.....	Oxford
1986.....W.....	28-12.....	Nashville
1987.....W.....	42-14.....	Oxford
1988.....W.....	36-28.....	Nashville
1989.....W.....	24-16.....	Oxford
1990.....W.....	14-13.....	Nashville
1991.....L.....	27-30.....	Oxford
1992.....L.....	9-31.....	Nashville
1993.....W.....	49-7.....	Oxford (n)
1994.....W.....	20-14.....	Nashville (n)
1995.....W.....	21-10.....	Oxford
1996.....W.....	20-9.....	Nashville (n)
1997.....W.....	15-3.....	Oxford (n)
1998.....W.....	30-6.....	Nashville
1999.....L (ot).....	34-37.....	Oxford
2000.....W.....	12-7.....	Nashville
2001.....W.....	38-27.....	Oxford
2002.....W.....	45-38.....	Oxford
2003.....W.....	24-21.....	Nashville
2004.....W (ot).....	26-23.....	Oxford
2005.....L.....	23-31.....	Nashville
2006.....W.....	17-10.....	Oxford
2007.....L.....	17-31.....	Nashville
2008.....L.....	17-23.....	Oxford (n)
2009.....W.....	23-7.....	Nashville (n)
2010.....L.....	14-28.....	Oxford
2011.....L.....	7-30.....	Nashville
2012.....L.....	26-27.....	Oxford (n)
2013.....W.....	39-35.....	Nashville (n)
2014.....W.....	41-3.....	Nashville
2015.....W.....	27-16.....	Oxford (n)
2016.....L.....	17-38.....	Nashville (n)

*(n) - night game

2016 RECORD		OVERALL	HOME	AWAY	NEUTRAL
ALL GAMES		5-7	4-3	1-3	0-1
CONFERENCE		2-6	1-3	1-3	0-0
NON-CONFERENCE		3-1	3-0	0-0	0-1

DATE	OPPONENT	TV	W/L	SCORE	ATTEND
Sept. 5	vs. #4 Florida State^	ESPN	L	34-45	63,042
Sept. 10	WOFFORD	SEC Network	W	38-13	64,232
Sept. 17	#1 ALABAMA*	CBS	L	43-48	66,176
Sept. 24	#11 GEORGIA*	ESPN	W	45-14	65,843
Oct. 1	MEMPHIS [HC]	ESPN2	W	48-28	65,889
Oct. 15	at #22 Arkansas*	ESPN	L	30-34	73,786
Oct. 22	at #23 LSU*	ESPN	L	21-38	101,720
Oct. 29	#15 AUBURN*	SEC Network	L	29-40	65,927
Nov. 5	GEORGIA SOUTHERN	ESPNU	W	37-27	60,263
Nov. 12	at #8 Texas A&M*	SEC Network	W	29-28	104,892
Nov. 19	at Vanderbilt*	SEC Network	L	17-38	27,763
Nov. 26	MISSISSIPPI STATE*	SEC Network	L	20-55	66,038

* SEC game [HC] - Homecoming Game ^ Orlando, Fla.

RUSHING	GP-GS	Att	Gain	Loss	Net	Avg	TD	Lg	Avg/G
Akeem Judd	12-11	164	828	2	826	5.0	6	53	68.8
Chad Kelly	9-9	81	434	102	332	4.1	5	41	36.9
Eugene Brazley	12-0	61	269	8	261	4.3	2	32	21.8
Shea Patterson	3-3	41	225	56	169	4.1	0	29	56.3
Jason Pellerin	9-0	29	99	9	90	3.1	3	9	10.0
D'Vaughn Pennamon	9-0	20	63	5	58	2.9	1	14	6.4
Van Jefferson	12-12	5	45	5	40	8.0	0	23	3.3
D.K. Buford	10-0	10	29	0	29	2.9	0	9	2.9
Will Gleeson	12-0	1	14	0	14	14.0	0	14	1.2
Eric Swinney	1-0	1	6	0	6	6.0	0	6	6.0
Markell Pack	12-0	1	0	4	-4	-4.0	0	0	-0.3
DaMarkus Lodge	11-1	1	0	5	-5	-5.0	0	0	-0.5
TEAM	4	7	0	23	-23	-3.3	0	0	-5.8
Total	12	422	2012	219	1793	4.2	17	53	149.4
Opponents	12	546	3253	297	2956	5.4	31	78	246.3

PASSING	GP-GS	Effic	Cmp-Att-Int	Pct	Yds	TD	Lg	Avg/G
Chad Kelly	9-9	147.37	205-328-8	62.5	2758	19	63	306.4
Shea Patterson	3-3	121.00	72-132-3	54.5	880	6	40	293.3
Jason Pellerin	9-0	92.44	11-22-3	50.0	104	2	19	11.6
Markell Pack	12-0	410.80	1-1-0	100.0	37	0	37	3.1
Total	12	138.21	289-483-14	59.8	3779	27	63	314.9
Opponents	12	130.32	206-350-8	58.9	2579	15	69	214.9

RECEIVING	GP-GS	No.	Yds	Avg	TD	Lg	Avg/G
Evan Engram	11-11	65	926	14.2	8	63	84.2
Van Jefferson	12-12	49	543	11.1	3	44	45.2
Damore'ea Stringfellow	12-12	46	716	15.6	6	50	59.7
Quincy Adeboyejo	12-11	35	456	13.0	1	30	38.0
A.J. Brown	12-1	29	412	14.2	2	37	34.3
DaMarkus Lodge	11-1	15	203	13.5	2	55	18.5
Akeem Judd	12-11	15	106	7.1	1	21	8.8
Eugene Brazley	12-0	14	114	8.1	1	21	9.5
Markell Pack	12-0	11	157	14.3	1	30	13.1
Taz Zettergren	11-1	4	79	19.8	0	37	7.2
Hunter Thurley	12-0	2	34	17.0	0	22	2.8
D'Vaughn Pennamon	9-0	2	20	10.0	0	11	2.2
D.K. Metcalf	2-0	2	13	6.5	2	10	6.5
Total	12	289	3779	13.1	27	63	314.9
Opponents	12	206	2579	12.5	15	69	214.9

SCORING	TD	FGs	Kick	Rush	Rcv	Pass	DXP	Saf	Pts
Gary Wunderlich	0	22-23	41-43	0-0	0	0-0	0	0	107
Evan Engram	8	0-0	0-0	0-0	0	0-0	0	0	48
Akeem Judd	7	0-0	0-0	0-0	0	0-0	0	0	42
D. Stringfellow	6	0-0	0-0	0-0	0	0-0	0	0	36
Chad Kelly	5	0-0	0-0	1-1	0	0-2	0	0	32
Van Jefferson	3	0-0	0-0	0-0	0	0-0	0	0	18
Eugene Brazley	3	0-0	0-0	0-0	0	0-0	0	0	18
Jason Pellerin	3	0-0	0-0	0-0	0	0-0	0	0	18
A.J. Brown	2	0-0	0-0	0-0	0	0-0	0	0	12
D.K. Metcalf	2	0-0	0-0	0-0	0	0-0	0	0	12
DaMarkus Lodge	2	0-0	0-0	0-0	0	0-0	0	0	12
John Youngblood	1	0-0	0-0	0-0	0	0-0	0	0	6
Derrick Jones	1	0-0	0-0	0-0	0	0-0	0	0	6
D. Pennamon	1	0-0	0-0	0-0	0	0-0	0	0	6
Markell Pack	1	0-0	0-0	0-0	0	0-0	0	0	6
Q. Adeboyejo	1	0-0	0-0	0-0	0	0-0	0	0	6
Zedrick Woods	1	0-0	0-0	0-0	0	0-0	0	0	6
Shea Patterson	0	0-0	0-0	0-0	0	0-1	0	0	0
Total	47	22-23	41-43	1-1	0	0-3	0	0	391
Opponents	50	20-23	48-49	0-0	0	0-1	0	0	408

TEAM STATISTICS	OLE MISS	OPPONENT
SCORING	391	408
Points Per Game	32.6	34.0
Points Off Turnovers	53	72
FIRST DOWNS	298	270
Rushing	99	137
Passing	177	116
Penalty	22	17
RUSHING YARDAGE	1793	2956
Yards gained rushing	2012	3253
Yards lost rushing	219	297
Rushing Attempts	422	546
Average Per Rush	4.2	5.4
Average Per Game	149.4	246.3
TDs Rushing	17	31
PASSING YARDAGE	3779	2579
Comp-Att-Int	289-483-14	206-350-8
Average Per Pass	7.8	7.4
Average Per Catch	13.1	12.5
Average Per Game	314.9	214.9
TDs Passing	27	15
TOTAL OFFENSE	5572	5535
Total Plays	905	896
Average Per Play	6.2	6.2
Average Per Game	464.3	461.2
KICK RETURNS: #-Yards	37-839	45-921
PUNT RETURNS: #-Yards	10-60	15-177
INT RETURNS: #-Yards	8-150	14-132
KICK RETURN AVERAGE	22.7	20.5
PUNT RETURN AVERAGE	6.0	11.8
INT RETURN AVERAGE	18.8	9.4
FUMBLES-LOST	13-5	22-8
PENALTIES-Yards	59-520	82-691
Average Per Game	43.3	57.6
PUNTS-Yards	54-2323	57-2401
Average Per Punt	43.0	42.1
Net punt average	38.3	40.4
TIME OF POSSESSION/Game	25:56	34:04
3RD-DOWN Conversions	68/169	75/180
3rd-Down Pct	40%	42%
4TH-DOWN Conversions	6/16	9/14
4th-Down Pct	38%	64%
SACKS BY-Yards	20-140	26-153
MISC YARDS	0	0
TOUCHDOWNS SCORED	47	50
FIELD GOALS-ATTEMPTS	22-23	20-23
ON-SIDE KICKS	1-1	1-2
RED-ZONE SCORES	(48-57) 84%	(45-48) 94%
RED-ZONE TOUCHDOWNS	(31-57) 54%	(35-48) 73%
PAT-ATTEMPTS	(41-43) 95%	(48-49) 98%
ATTENDANCE	454368	308161
Games/Avg Per Game	7/64910	4/77040
Neutral Site Games		1/63042

SCORE BY QUARTERS	1ST	2ND	3RD	4TH	TOTAL
Ole Miss	110	151	44	86	391
Opponents	78	106	119	105	408

FIELD GOALS	FGM-FGA	Pct	1-19	20-29	30-39	40-49	50+	Lg	Blk
Gary Wunderlich	22-23	95.7	1-1	11-11	7-7	3-3	0-1	49	0

KICKOFFS	No.	Yds	Avg	TB	OB	Retn	Net	YdLn
Nathan Noble	78	4933	63.2	32	2			
Gary Wunderlich	1	49	49.0	0	0			
Total	79	4982	63.1	32	2	921	41.3	23
Opponents	81	5132	63.4	41	3	839	40.3	24

PUNTING	No.	Yds	Avg	Long	TB	FC	I20	Blkd
Will Gleeson	28	1235	44.1	60	1	12	10	0
Gary Wunderlich	21	917	43.7	68	1	9	3	1
Chad Kelly	3	131	43.7	49	2	0	1	0
Grant Warren	1	39	39.0	39	0	0	0	0
TEAM	1	1	1.0	1	0	0	0	0
Total	54	2323	43.0	68	4	21	14	1
Opponents	57	2401	42.1	63	2	25	23	0

PUNT RETURNS	No.	Yds	Avg	TD	Long
Carlos Davis	6	49	8.2	0	23
Van Jefferson	4	11	2.8	0	6
Total	10	60	6.0	0	23
Opponents	15	177	11.8	1	85

KICKOFF RETURNS	No.	Yds	Avg	TD	Long
Carlos Davis	33	754	22.8	0	62
Kailo Moore	3	59	19.7	0	22
Zedrick Woods	1	26	26.0	0	26
Total	37	839	22.7	0	62
Opponents	45	921	20.5	0	90



DEFENSIVE STATISTICS

No.	Player	GP-GS	---Tackles---			TFL/Yds	-Sacks-	--Pass Def--			QBH	---Fumbles---		Blkd Kick	Saf
			Solo	Ast	Total			No-Yards	Int-Yds	BrUp		Rcv-Yds	FF		
3	DeMarquis Gates	11-8	39	40	79	5.5-33	4.0-31			2	3		1		
36	Zedrick Woods	12-12	28	35	63	2.5-6		3-71	3						
10	Marquis Haynes	12-12	29	24	53	11.0-65	7.0-53	1-17	3	8	1-9	3			
8	Rommel Mageo	11-5	16	28	44	1.5-4			1	2					
15	M. Hartsfield	12-12	29	14	43	2.0-2			1	1					
30	A.J. Moore	12-0	23	19	42	5.0-18			1	1					
43	D. Bing-Dukes	11-3	19	22	41	3.0-8				1					
12	Tony Conner	12-12	19	22	41	3.5-11	0.5-6		5						
6	Fadol Brown	8-4	13	26	39	5.5-20	2.5-15			1					
95	Benito Jones	12-4	13	26	39	4.5-15	0.5-2			4					
24	Taylor Polk	12-2	19	15	34	0.5-1			1						
21	Terry Caldwell	7-3	15	17	32				1	1		1			
2	D. Anderson	12-1	18	14	32	1.5-2		1-8							
93	D.J. Jones	12-12	11	19	30	3.0-16	2.0-11			3	1-12				
94	Issac Gross	12-1	12	16	28	1.5-4				2	1-0				
9	Breeland Speaks	12-7	11	17	28	1.5-8	1.0-6		1	8					
23	Carlos Davis	12-5	17	10	27					1	1-0				
31	Jaylon Jones	12-1	16	10	26				5		1-0	1			
1	Tony Bridges	11-6	18	5	23	2.0-3			4	1		1			
38	John Youngblood	9-8	6	16	22	1.5-1			1	4	1-44				
7	Jalen Julius	12-8	15	6	21	1.5-9	0.5-7		2						
22	Ray Ray Smith	12-1	10	11	21										
19	Derrick Jones	9-3	15	6	21	1.5-3		2-54	3						
32	Temario Strong	12-0	11	5	16	2.5-9									
4	C.J. Hampton	12-0	7	9	16							1			
42	G. McDowell	11-0	9	7	16	1.5-7	1.0-7			2		1			
14	Victor Evans	11-0	7	7	14	2.5-13				2		1			
13	Kailo Moore	12-0	7	4	11				1						
25	Montrell Custis	9-0	5	4	9				2						
17	Willie Hibbler	8-1	4	5	9	1.5-4									
84	Hunter Thurley	12-0	2	4	6										
90	Ross Donnelly	9-0	2	3	5	0.5-1									
34	Shawn Curtis	11-0	4	4	4										
52	A. Robinson	5-0	2	2	4	1.0-2	1.0-2				1-0				
33	J-P Shering	4-0	3	3	3										
26	Jarrion Street	6-0	1	2	3										
53	Will Few	12-0	1	1	2										
89	Taz Zettergren	11-1	2	2	2										
25	D.K. Buford	10-0	1	1	2										
96	Jordan Hebert	2-0	2	2	2					1-0					
91	Nathan Noble	12-0	2	2	2										
28	Cam Ordway	3-0	1	1	1										
8	Q. Adeboyejo	12-11	1	1	1										
80	Elliot Markuson	1-0	1	1	1										
85	Dawson Knox	6-0	1	1	1										
3	D. Stringfellow	12-12	1	1	1										
1	A.J. Brown	12-1	1	1	1										
5	DaMarkus Lodge	11-1	1	1	1										
10	Chad Kelly	9-9	1	1	1										
50	Sean Rawlings	11-8	1	1	1										
29	Armani Linton	9-0	1	1	1										
Total		12-0	485	480	965	68-265	20-140	8-150	37	44	8-65	10	2		
Opponents		12-0	488	358	846	56.0-241	26-153	14-132	67	37	5-91	9	2		

INTERCEPTIONS	No.	Yds	Avg	TD	Long
Zedrick Woods	3	71	23.7	1	39
Derrick Jones	2	54	27.0	1	52
Marquis Haynes	1	17	17.0	0	17
Deontay Anderson	1	8	8.0	0	8
D.J. Jones	1	0	0.0	0	0
Total	8	150	18.8	2	52
Opponents	14	132	9.4	1	74

FUMBLE RETURNS	No.	Yds	Avg	TD	Long
D.J. Jones	1	12	12.0	0	12
Marquis Haynes	1	9	9.0	0	9
John Youngblood	1	44	44.0	1	44
Total	3	65	21.7	1	44
Opponents	3	91	30.3	2	75

ALL PURPOSE	G	Rush	Rec	PR	KOR	IR	Tot	Avg/G
Akeem Judd	12	826	106	0	0	0	932	77.7
Evan Engram	11	0	926	0	0	0	926	84.2
Carlos Davis	12	0	0	49	754	0	803	66.9
Damore'ea Stringfellow	12	0	716	0	0	0	716	59.7
Van Jefferson	12	40	543	11	0	0	594	49.5
Quincy Adeboyejo	12	0	456	0	0	0	456	38.0
A.J. Brown	12	0	412	0	0	0	412	34.3
Eugene Brazley	12	261	114	0	0	0	375	31.2
Chad Kelly	9	332	0	0	0	0	332	36.9
DaMarkus Lodge	11	-5	203	0	0	0	198	18.0
Shea Patterson	3	169	0	0	0	0	169	56.3
Markell Pack	12	-4	157	0	0	0	153	12.8
Zedrick Woods	12	0	0	0	26	71	97	8.1
Jason Pellerin	9	90	0	0	0	0	90	10.0
Taz Zettergren	11	0	79	0	0	0	79	7.2
D'Vaughn Pennamon	9	58	20	0	0	0	78	8.7
Kailo Moore	12	0	0	0	59	0	59	4.9
Derrick Jones	9	0	0	0	0	54	54	6.0
Hunter Thurley	12	0	34	0	0	0	34	2.8
D.K. Buford	10	29	0	0	0	0	29	2.9
Marquis Haynes	12	0	0	0	0	17	17	1.4
Will Gleeson	12	14	0	0	0	0	14	1.2
D.K. Metcalf	2	0	13	0	0	0	13	6.5
Deontay Anderson	12	0	0	0	0	8	8	0.7
Eric Swinney	1	6	0	0	0	0	6	6.0
TEAM	4	-23	0	0	0	0	-23	-5.8
Total	12	1793	3779	60	839	150	6621	551.8
Opponents	12	2956	2579	177	921	132	6765	563.8

GAME-BY-GAME STARTING LINEUPS

Offense	WR	LT	LG	C	RG	RT	TE (OTHER)	WR	WR	QB	RB
vs. Florida State	Stringfellow	R. Taylor	J. Patterson	Conyers	Sims	Rawlings	Engram	Adeboyejo	Jefferson	Kelly	A.J. Brown (WR)
Wofford	Stringfellow	R. Taylor	J. Patterson	Conyers	Sims	Rawlings	Engram	Adeboyejo	Jefferson	Kelly	Judd
Alabama	Stringfellow	R. Taylor	J. Patterson	Conyers	Sims	Rawlings	Engram	Adeboyejo	Jefferson	Kelly	Judd
Georgia	Stringfellow	R. Taylor	J. Patterson	Conyers	Sims	Rawlings	Engram	Adeboyejo	Jefferson	Kelly	Judd
Memphis	Stringfellow	R. Taylor	J. Patterson	Conyers	Sims	Rawlings	Engram	Lodge	Jefferson	Kelly	Judd
at Arkansas	Stringfellow	R. Taylor	J. Patterson	Conyers	Sims	Rawlings	Engram	Adeboyejo	Jefferson	Kelly	Judd
at LSU	Stringfellow	R. Taylor	J. Patterson	Conyers	Sims	Rawlings	Engram	Adeboyejo	Jefferson	Kelly	Judd
Auburn	Stringfellow	Little	J. Patterson	Rawlings	Bouldin	Givens	Engram	Adeboyejo	Jefferson	Kelly	Judd
Georgia Southern	Stringfellow	Little	Sims	J. Patterson	Bouldin	Givens	Engram	Adeboyejo	Jefferson	Kelly	Judd
at Texas A&M	Stringfellow	Little	Bouldin	J. Patterson	Sims	Givens	Engram	Adeboyejo	Jefferson	S. Patterson	Judd
at Vanderbilt	Stringfellow	Little	Bouldin	J. Patterson	Sims	Givens	Engram	Adeboyejo	Jefferson	S. Patterson	Judd
Mississippi State	Stringfellow	Little	J. Patterson	Conyers	Sims	Givens	Zettergren	Adeboyejo	Jefferson	S. Patterson	Judd
<hr/>											
Defense	DE	NT	DT	DE	MLB	OLB	NICKEL (OTHER)	CB	ROVER	FS	CB
vs. Florida State	Haynes	D.J. Jones	Speaks	Youngblood	Gates	Caldwell	Conner	Webster	Hartsfield	Woods	C. Davis
Wofford	Haynes	D.J. Jones	Speaks	Youngblood	Mageo	Caldwell	Conner	Julius	Hartsfield	Woods	C. Davis
Alabama	Haynes	D.J. Jones	Speaks	Youngblood	Gates	Caldwell	Conner	Julius	Hartsfield	Woods	C. Davis
Georgia	Haynes	D.J. Jones	Speaks	Youngblood	Bing-Dukes	Gates	Conner	Julius	Hartsfield	Woods	C. Davis
Memphis	Haynes	D.J. Jones	Speaks	Youngblood	Bing-Dukes	Polk	Conner	Julius	Hartsfield	Woods	C. Davis
at Arkansas	Haynes	D.J. Jones	Speaks	Youngblood	Gates	R. Smith	Conner	Julius	Hartsfield	Woods	Bridges
at LSU	Haynes	D.J. Jones	Speaks	Youngblood	Bing-Dukes	Gates	Conner	Julius	Hartsfield	Woods	Bridges
Auburn	Haynes	D.J. Jones	Gross	Youngblood	Hibbler	Polk	Conner	Julius	Hartsfield	Woods	Bridges
Georgia Southern	Haynes	D.J. Jones	B. Jones	F. Brown	Mageo	Gates	Conner	Julius	Hartsfield	Woods	Bridges
at Texas A&M	Haynes	D.J. Jones	B. Jones	F. Brown	Mageo	Gates	Conner	D. Jones	Hartsfield	Woods	Bridges
at Vanderbilt	Haynes	D.J. Jones	B. Jones	F. Brown	Mageo	Gates	Conner	D. Jones	Hartsfield	Woods	J. Jones
Mississippi State	Haynes	D.J. Jones	B. Jones	F. Brown	Mageo	Conner	Hartsfield	D. Jones	Anderson	Woods	Bridges

INDIVIDUAL GAME-BY-GAME RUSHING

No.	Player	Att-Yds-TD	FSU	WOFF	ALA	UGA	MEM	ARK	LSU	AUB	GSU	TAMU	VU	MSU
21	Judd	164-826-6	8-44-1	11-64-0	15-45-1	7-41-0	15-108-0	11-41-1	13-39-1	9-35-0	26-139-1	20-100-1	10-63-0	19-107-0
10	Kelly	81-332-5	13-15-0	4-13-0	13-48-0	4-53-1	3-0-0	14-89-2	12-56-0	11-40-0	6-23-0	-	-	-
23	Brazley	61-261-2	2-3-0	4-39-0	3-10-0	3-5-0	13-124-2	6-20-0	4-8-0	8-27-0	6-12-0	8-9-0	2-0-0	2-4-0
20	S. Patterson	41-169-0	-	-	-	-	-	-	-	-	-	15-64-0	13-32-0	13-73-0
7	Pellerin	29-90-3	-	6-27-1	-	4-15-0	8-22-2	-	0-0-0	3-3-0	4-29-0	2-(-6)-0	1-0-0	1-0-0
28	Pennamon	20-63-1	-	6-18-0	1-3-0	6-37-1	-	0-0-0	6-8-0	0-0-0	1-(-3)-0	0-0-0	0-0-0	-
12	Jefferson	5-40-0	0-0-0	0-0-0	0-0-0	3-30-0	0-0-0	0-0-0	0-0-0	0-0-0	0-0-0	0-0-0	0-0-0	2-10-0
25	Buford	10-29-0	-	3-18-0	-	2-2-0	5-9-0	0-0-0	0-0-0	0-0-0	0-0-0	0-0-0	0-0-0	0-0-0
94	Gleeson	1-14-0	0-0-0	0-0-0	0-0-0	0-0-0	0-0-0	0-0-0	0-0-0	0-0-0	0-0-0	0-0-0	0-0-0	1-14-0
24	Swinney	1-6-0	1-6-0	-	-	-	-	-	-	-	-	-	-	-
11	Pack	1-(-4)-0	0-0-0	0-0-0	0-0-0	0-0-0	0-0-0	0-0-0	1-(-4)-0	0-0-0	0-0-0	0-0-0	0-0-0	0-0-0
5	Lodge	1-(-5)-0	0-0-0	0-0-0	0-0-0	0-0-0	0-0-0	0-0-0	0-0-0	0-0-0	0-0-0	0-0-0	1-(-5)-0	0-0-0
Total		422-1798-17	25-67-1	34-174-1	33-101-1	31-180-2	44-263-4	31-150-3	36-107-1	31-105-0	45-196-3	47-152-1	27-90-0	38-208-0
Opponents		546-2971-31	41-162-2	57-233-1	48-334-3	44-230-2	31-119-4	51-200-1	36-311-4	52-307-3	59-267-2	34-129-2	46-208-3	47-457-4

INDIVIDUAL GAME-BY-GAME PASSING

No.	Player	Comp-Att-Int Yds-TD	FSU	WOFF	ALA	UGA	MEM	ARK	LSU	AUB	GSU	TAMU	VU	MSU
10	Kelly	205-328-8 2758-19	21-39-3 313-4	20-27-0 219-3	26-40-0 421-3	18-24-0 282-2	30-44-1 361-1	18-39-1 253-1	20-33-2 218-1	36-59-1 465-3	16-23-0 226-1	- -	- -	- -
20	S. Patterson	72-132-3 880-6	- -	- -	- -	- -	- -	- -	- -	- -	- -	25-42-1 338-2	20-42-0 222-2	27-48-2 320-2
7	Pellerin	11-22-3 104-2	- -	2-3-1 23-1	- -	2-5-1 11-1	0-0-0 0-0	- -	0-0-0 0-0	0-0-0 0-0	1-5-1 19-0	0-0-0 0-0	6-9-0 51-0	0-0-0 0-0
11	Pack	1-1-0 37-0	0-0-0 0-0	0-0-0 0-0	0-0-0 0-0	1-1-0 37-0	0-0-0 0-0	0-0-0 0-0	0-0-0 0-0	0-0-0 0-0	0-0-0 0-0	0-0-0 0-0	0-0-0 0-0	0-0-0 0-0
Total		289-483-14 3779-27	21-39-3 313-4	22-30-1 242-4	26-40-0 421-3	21-30-1 330-3	30-44-1 361-1	18-39-1 253-1	20-33-1 218-1	36-59-1 465-3	17-28-1 245-1	25-42-1 338-2	26-51-0 273-2	27-48-2 320-2
Opponents		206-350-8 2579-15	33-52-0 419-2	5-9-0 72-0	19-31-0 158-0	17-37-1 166-0	31-47-3 355-0	19-32-1 229-3	19-28-1 204-1	15-22-0 247-1	7-17-1 134-1	16-28-1 213-2	17-30-0 273-2	8-17-0 109-3

INDIVIDUAL GAME-BY-GAME RECEIVING

No.	Player	No-Yds-TD	FSU	WOFF	ALA	UGA	MEM	ARK	LSU	AUB	GSU	TAMU	VU	MSU
17	Engram	65-926-8	9-121-1	2-43-0	9-138-1	6-95-1	4-82-1	7-111-1	3-15-0	9-95-1	4-75-1	6-49-0	6-102-1	-
12	Jefferson	49-543-3	2-23-1	4-31-0	6-91-0	2-20-0	7-79-0	1-16-0	4-43-1	4-49-0	4-51-1	6-52-0	5-47-0	5-47-0
3	Stringfellow	46-716-6	3-41-1	5-40-0	4-87-1	2-43-0	6-94-0	2-26-0	4-92-0	3-40-1	5-66-0	5-74-1	1-16-0	6-97-2
8	Adeboyejo	35-456-1	2-40-0	1-6-1	2-22-0	3-38-0	5-44-0	4-61-0	2-31-0	4-76-0	2-14-0	2-37-0	5-47-0	3-40-0
1	A.J. Brown	29-412-2	2-48-0	2-15-1	2-48-1	4-46-0	4-31-0	1-13-0	0-0-0	3-48-0	1-29-0	4-77-0	3-16-0	3-41-0
5	Lodge	15-203-2	0-0-0	3-29-0	2-32-0	2-72-1	1-6-0	0-0-0	1-4-0	3-39-1	0-0-0	1-15-0	2-6-0	-
21	Judd	15-106-1	1-0-0	0-0-0	0-0-0	0-0-0	0-0-0	0-0-0	3-2-0	4-35-0	1-12-0	2-9-0	3-34-1	1-14-0
23	Brazley	14-114-1	0-0-0	0-0-0	1-3-0	1-5-1	3-25-0	0-0-0	1-12-0	3-38-0	0-0-0	0-0-0	0-0-0	5-31-0
11	Pack	11-157-1	0-0-0	3-46-1	0-0-0	0-0-0	0-0-0	3-26-0	0-0-0	2-32-0	0-0-0	1-26-0	0-0-0	2-27-0
89	Zettergren	4-79-0	1-37-0	-	0-0-0	0-0-0	0-0-0	0-0-0	1-10-0	1-21-0	0-0-0	0-0-0	0-0-0	1-11-0
84	Thurley	2-34-0	0-0-0	1-22-0	0-0-0	0-0-0	0-0-0	0-0-0	0-0-0	0-0-0	0-0-0	0-0-0	0-0-0	1-12-0
28	Pennamon	2-20-0	-	0-0-0	0-0-0	1-11-0	-	0-0-0	1-9-0	0-0-0	0-0-0	0-0-0	0-0-0	-
14	Metcalfe	2-13-2	1-3-1	1-10-1	-	-	-	-	-	-	-	-	-	-
Total		289-3779-27	21-313-4	22-242-4	26-421-3	21-330-3	30-361-1	18-253-1	20-218-1	36-465-3	17-245-1	25-338-2	26-273-2	27-320-2
Opponents		206-2579-15	33-419-2	5-72-0	19-158-0	17-166-0	31-355-0	19-229-3	19-204-1	15-247-1	7-134-1	16-213-2	17-273-2	8-109-3

INDIVIDUAL GAME-BY-GAME PUNT RETURNS

No.	Player	No-Yds-Lg	FSU	WOFF	ALA	UGA	MEM	ARK	LSU	AUB	GSU	TAMU	VU	MSU
23	C. Davis	5-26-8	1-7-7	0-0-0	1-3-3	0-0-0	0-0-0	1-0-0	2-16-8	0-0-0	0-0-0	0-0-0	1-23-23	0-0-0
12	Jefferson	4-11-6	0-0-0	1-6-6	0-0-0	2-7-4	0-0-0	0-0-0	0-0-0	0-0-0	0-0-0	1-(-2)-0	0-0-0	0-0-0
Total		10-60-23	1-7-7	1-6-6	1-3-3	2-7-4	0-0-0	1-0-0	2-16-8	0-0-0	0-0-0	1-(-2)-0	1-23-23	0-0-0
Opponents		15-177-85	1-(-5)-0	0-0-0	2-95-85	1-8-8	0-0-0	2-5-4	4-54-25	1-10-10	2-10-10	1-5-5	1-(-5)-0	0-0-0

INDIVIDUAL GAME-BY-GAME KICKOFF RETURNS

No.	Player	No-Yds-Lg	FSU	WOFF	ALA	UGA	MEM	ARK	LSU	AUB	GSU	TAMU	VU	MSU
23	C. Davis	33-754-62	4-74-20	1-62-62	1-10-10	0-0-0	2-35-22	4-87-39	6-124-28	3-83-43	1-13-13	0-0-0	5-137-60	6-129-30
13	K. Moore	3-59-22	0-0-0	0-0-0	1-22-22	1-20-20	0-0-0	0-0-0	0-0-0	0-0-0	0-0-0	0-0-0	0-0-0	1-17-17
36	Woods	1-26-26	0-0-0	1-26-26	0-0-0	0-0-0	0-0-0	0-0-0	0-0-0	0-0-0	0-0-0	0-0-0	0-0-0	0-0-0
Total		37-839-62	4-74-20	2-88-62	2-32-22	1-20-20	2-35-22	4-87-39	6-124-28	3-83-43	1-13-13	0-0-0	5-137-60	7-146-30
Opponents		45-921-90	3-81-46	4-64-18	3-79-41	2-60-40	6-118-36	2-26-16	4-58-16	2-34-24	7-109-31	5-164-90	3-45-20	4-83-37

INDIVIDUAL GAME-BY-GAME TACKLES

No.	Player	UT-AT-TT TFL/Sack	FSU	WOFF	ALA	UGA	MEM	ARK	LSU	AUB	GSU	TAMU	VU	MSU
3	Gates	39-40-79 5.5/4.0	4-3-7 2,0/2.0	2-4-6 0,0/0.0	2-6-8 0,0/0.0	4-5-9 0,0/0.0	- -	3-4-7 1,0/1.0	5-2-7 1,0/1.0	7-2-9 1,0/0.0	4-7-11 0,5/0.0	3-3-6 0,0/0.0	4-1-5 0,0/0.0	1-3-4 0,0/0.0
36	Woods	28-35-63 2.5/0.0	7-4-11 0,0/0.0	1-3-4 0,5/0.0	2-1-3 0,0/0.0	2-1-3 0,0/0.0	4-4-8 1,5/0.0	5-5-10 0,0/0.0	0-3-3 0,0/0.0	3-3-6 0,0/0.0	0-6-6 0,0/0.0	1-1-2 0,5/0.0	2-0-2 0,0/0.0	1-4-5 0,0/0.0
10	Haynes	29-24-53 11,0/7.0	4-2-6 1,0/1.0	1-4-5 0,0/0.0	4-0-4 2,0/1.0	0-0-0 0,0/0.0	4-2-6 2,0/1.0	3-2-5 1,0/1.0	1-2-3 1,0/1.0	5-0-5 1,0/0.0	0-4-4 0,0/0.0	3-0-3 2,0/1.0	0-3-3 0,0/0.0	4-8-12 1,0/1.0
8	Mageo	16-28-44 1,5/0.0	2-1-3 0,0/0.0	3-5-8 0,0/0.0	0-0-0 0,0/0.0	1-3-4 0,0/0.0	0-1-1 0,0/0.0	- -	0-0-0 0,0/0.0	0-0-0 0,0/0.0	5-7-12 1,5/0.0	1-4-5 0,0/0.0	3-5-8 0,0/0.0	1-2-3 0,0/0.0
15	Hartsfield	29-14-43 2,0/0.0	5-0-5 0,0/0.0	1-1-2 0,0/0.0	3-1-4 0,0/0.0	0-1-1 0,0/0.0	3-0-3 0,0/0.0	2-3-5 0,0/0.0	1-3-4 0,0/0.0	5-0-5 0,0/0.0	2-3-5 1,0/0.0	1-0-1 1,0/0.0	3-1-4 0,0/0.0	3-1-4 0,0/0.0
30	A.J. Moore	23-19-42 5,0/0.0	2-1-3 0,0/0.0	2-0-2 0,0/0.0	4-5-9 1,0/0.0	0-2-2 0,0/0.0	5-1-6 1,0/0.0	1-1-2 0,0/0.0	0-1-1 0,5/0.0	2-2-4 0,0/0.0	2-3-5 1,5/0.0	4-0-4 2,5/0.0	0-3-3 0,0/0.0	1-0-1 0,0/0.0
43	Bing-Dukes	19-22-41 3,0/0.0	0-0-0 0,0/0.0	1-0-1 1,0/0.0	0-0-0 0,0/0.0	4-3-7 0,0/0.0	3-4-7 0,0/0.0	4-4-8 0,0/0.0	3-5-8 2,0/0.0	2-2-4 0,0/0.0	- -	1-1-2 0,0/0.0	0-1-1 0,0/0.0	1-2-3 0,0/0.0
12	Conner	19-22-41 3,5/0.5	1-1-2 0,5/0.0	1-1-2 0,0/0.0	3-2-5 0,5/0.0	0-0-0 0,0/0.0	3-2-5 0,5/0.5	0-1-1 0,0/0.0	1-4-5 0,0/0.0	3-2-5 1,0/0.0	3-1-4 1,0/0.0	0-3-3 0,0/0.0	3-1-4 0,0/0.0	1-4-5 0,0/0.0
95	B. Jones	13-26-39 4,5/0.5	1-3-4 1,5/0.0	1-4-5 0,0/0.0	2-2-4 1,0/0.0	0-2-2 0,0/0.0	0-0-0 0,0/0.0	1-1-2 0,0/0.0	0-3-3 0,0/0.0	0-4-4 0,0/0.0	0-5-5 1,0/0.5	4-1-5 0,0/0.0	3-1-4 1,0/0.0	1-0-1 0,0/0.0
6	F. Brown	13-26-39 5,5/2,5	1-1-2 0,0/0.0	0-1-1 0,0/0.0	- -	- -	- -	- -	0-3-1 0,5/0.0	2-3-5 1,0/1.0	3-11-14 1,5/0,5	4-2-6 2,0/0,5	2-1-3 2,0/1,0	1-3-4 0,0/0.0
24	Polk	19-15-34 0,5/0.0	2-0-2 0,5/0.0	0-3-3 0,5/0.0	2-0-2 0,0/0.0	3-2-5 0,0/0.0	4-2-6 0,0/0.0	0-0-0 0,0/0.0	0-0-0 0,0/0.0	2-1-3 0,0/0.0	1-3-4 0,0/0.0	0-0-0 0,0/0.0	1-1-2 0,0/0.0	4-3-7 0,0/0.0
2	Anderson	18-14-32 1,5/0.0	1-1-2 0,0/0.0	1-6-7 0,5/0.0	1-1-2 0,0/0.0	3-1-4 1,0/0.0	1-0-1 0,0/0.0	0-0-0 0,0/0.0	1-1-2 0,0/0.0	2-0-2 0,0/0.0	1-2-3 0,0/0.0	2-1-3 0,0/0.0	2-1-3 0,0/0.0	3-0-3 0,0/0.0
21	Caldwell	15-17-32 0,0/0.0	4-6-10 0,0/0.0	2-2-4 0,0/0.0	5-5-10 0,0/0.0	0-0-0 0,0/0.0	1-2-3 0,0/0.0	2-1-3 0,0/0.0	1-1-2 0,0/0.0	- -	- -	- -	- -	- -
93	D.J. Jones	11-19-30 3,0/2.0	1-3-4 0,0/0.0	2-2-4 0,0/0.0	2-1-3 0,0/0.0	1-2-3 1,0/1.0	0-0-0 0,0/0.0	0-2-2 0,0/0.0	0-1-1 0,0/0.0	1-1-2 0,0/0.0	0-3-3 0,0/0.0	2-2-4 1,0/0.0	2-1-3 1,0/1.0	0-1-1 0,0/0.0
9	Speaks	11-17-28 1,5/1.0	0-1-1 0,0/0.0	0-3-3 0,5/0.0	2-3-5 0,0/0.0	1-4-5 0,0/0.0	1-1-2 0,0/0.0	3-1-4 1,0/1.0	0-1-1 0,0/0.0	0-0-0 0,0/0.0	2-2-4 0,0/0.0	2-1-3 0,0/0.0	3-1-4 0,0/0.0	0-0-0 0,0/0.0
94	Gross	12-16-28 1,5/0.0	3-0-3 1,0/0.0	0-3-3 0,5/0.0	1-2-3 0,0/0.0	0-1-1 0,0/0.0	2-0-2 0,0/0.0	4-3-7 0,0/0.0	1-1-2 0,0/0.0	0-2-2 0,0/0.0	0-3-3 0,0/0.0	0-1-1 0,0/0.0	1-0-1 0,0/0.0	0-2-2 0,0/0.0
23	C. Davis	17-10-27 0,0/0.0	6-2-8 0,0/0.0	0-0-0 0,0/0.0	3-0-3 0,0/0.0	2-1-3 0,0/0.0	3-3-6 0,0/0.0	2-0-2 0,0/0.0	0-1-1 0,0/0.0	0-1-1 0,0/0.0	0-0-0 0,0/0.0	1-0-1 0,0/0.0	0-1-1 0,0/0.0	0-1-1 0,0/0.0
31	J. Jones	16-10-26 0,0/0.0	1-1-2 0,0/0.0	0-0-0 0,0/0.0	2-0-2 0,0/0.0	4-2-6 0,0/0.0	0-1-1 0,0/0.0	0-2-2 0,0/0.0	0-3-3 0,0/0.0	1-0-1 0,0/0.0	1-0-1 0,0/0.0	2-0-2 0,0/0.0	5-1-6 0,0/0.0	0-0-0 0,0/0.0
1	Bridges	18-5-23 2,0/0.0	5-1-6 0,0/0.0	0-0-0 0,0/0.0	0-0-0 0,0/0.0	0-0-0 0,0/0.0	3-0-3 1,0/0.0	0-1-1 0,5/0.0	1-3-4 0,5/0.0	3-0-3 0,0/0.0	3-0-3 0,0/0.0	1-0-1 0,0/0.0	- -	2-0-2 0,0/0.0
38	Youngblood	6-16-22 1,5/0.0	1-1-2 0,0/0.0	0-2-2 0,5/0.0	1-3-4 0,5/0.0	1-1-2 0,0/0.0	0-2-2 0,0/0.0	2-3-5 0,5/0.0	0-2-2 0,0/0.0	1-2-3 0,0/0.0	0-0-0 0,0/0.0	- -	- -	- -
22	R. Smith	10-11-21 0,0/0.0	0-0-0 0,0/0.0	2-1-3 0,0/0.0	0-0-0 0,0/0.0	0-1-1 0,0/0.0	1-1-2 0,0/0.0	2-2-4 0,0/0.0	1-1-2 0,0/0.0	3-4-7 0,0/0.0	1-1-2 0,0/0.0	0-0-0 0,0/0.0	0-0-0 0,0/0.0	0-0-0 0,0/0.0
7	Julius	15-6-21 1,5/0,5	0-0-0 0,0/0.0	1-0-1 0,0/0.0	4-1-5 1,0/0.0	0-0-0 0,0/0.0	3-3-6 0,5/0,5	2-1-3 0,0/0.0	3-1-4 0,0/0.0	1-0-1 0,0/0.0	0-0-0 0,0/0.0	0-0-0 0,0/0.0	1-0-1 0,0/0.0	0-0-0 0,0/0.0
19	D. Jones	15-6-21 1,5/0.0	- -	- -	- -	0-1-1 0,0/0.0	2-1-3 0,0/0.0	2-1-3 0,0/0.0	2-1-3 0,5/0.0	2-0-2 0,0/0.0	1-1-2 1,0/0.0	3-0-3 0,0/0.0	3-0-3 0,0/0.0	0-1-1 0,0/0.0
32	Strong	11-5-16 2,5/0.0	0-0-0 0,0/0.0	1-2-3 0,0/0.0	1-0-1 0,0/0.0	0-0-0 0,0/0.0	0-0-0 0,0/0.0	1-0-1 0,0/0.0	4-2-6 2,5/0.0	0-0-0 0,0/0.0	1-0-1 0,0/0.0	2-0-2 0,0/0.0	1-1-2 0,0/0.0	0-0-0 0,0/0.0
42	McDowell	9-7-16 1,5/1,0	0-0-0 0,0/0.0	2-2-4 0,5/0.0	0-0-0 0,0/0.0	2-2-4 1,0/1.0	1-0-1 0,0/0.0	2-1-3 0,0/0.0	- -	- -	0-0-0 0,0/0.0	2-1-3 0,0/0.0	0-0-0 0,0/0.0	0-1-1 0,0/0.0
4	Hampton	7-9-16 0,0/0.0	0-0-0 0,0/0.0	1-3-4 0,0/0.0	0-1-1 0,0/0.0	4-1-5 0,0/0.0	0-0-0 0,0/0.0	0-3-3 0,0/0.0	0-0-0 0,0/0.0	0-0-0 0,0/0.0	0-0-0 0,0/0.0	0-0-0 0,0/0.0	1-1-2 0,0/0.0	1-0-1 0,0/0.0
14	V. Evans	7-7-14 2,5/1,0	0-0-0 0,0/0.0	3-0-3 1,0/1.0	- -	0-0-0 0,0/0.0	0-1-1 0,5/0.0	1-0-1 0,0/0.0	1-0-1 1,0/0.0	0-0-0 0,0/0.0	1-2-3 0,0/0.0	0-0-0 0,0/0.0	0-1-1 0,0/0.0	1-3-4 0,0/0.0
13	K. Moore	7-4-11 0,0/0.0	0-0-0 0,0/0.0	0-0-0 0,0/0.0	0-1-1 0,0/0.0	1-1-2 0,0/0.0	1-0-1 0,0/0.0	0-0-0 0,0/0.0	1-1-2 0,0/0.0	0-1-1 0,0/0.0	3-0-3 0,0/0.0	0-0-0 0,0/0.0	1-0-1 0,0/0.0	0-0-0 0,0/0.0
25	Custis	5-4-9 0,0/0.0	1-0-1 0,0/0.0	0-2-2 0,0/0.0	0-1-1 0,0/0.0	2-1-3 0,0/0.0	0-0-0 0,0/0.0	0-0-0 0,0/0.0	2-0-2 0,0/0.0	0-0-0 0,0/0.0	0-0-0 0,0/0.0	- -	- -	- -
17	Hibbler	4-5-9 1,5/0.0	0-0-0 0,0/0.0	2-2-4 0,5/0.0	0-0-0 0,0/0.0	1-0-1 1,0/0.0	0-0-0 0,0/0.0	- -	1-0-1 0,0/0.0	0-3-3 0,0/0.0	- -	- -	0-0-0 0,0/0.0	- -
84	Thurley	2-4-6 0,0/0.0	0-0-0 0,0/0.0	0-0-0 0,0/0.0	0-0-0 0,0/0.0	0-0-0 0,0/0.0	0-0-0 0,0/0.0	0-0-0 0,0/0.0	0-0-0 0,0/0.0	0-0-0 0,0/0.0	2-4-6 0,0/0.0	0-0-0 0,0/0.0	0-0-0 0,0/0.0	0-0-0 0,0/0.0
90	Donelly	2-3-5 0,5/0.0	- -	0-1-1 0,0/0.0	- -	0-0-0 0,0/0.0	- -	0-0-0 0,0/0.0	0-2-2 0,5/0.0	0-0-0 0,0/0.0	0-0-0 0,0/0.0	1-1-1 0,0/0.0	1-0-1 0,0/0.0	0-0-0 0,0/0.0
34	Curtis	0-4-4 0,0/0.0	0-0-0 0,0/0.0	0-0-0 0,0/0.0	- -	0-0-0 0,0/0.0	0-0-0 0,0/0.0	0-1-1 0,0/0.0	0-1-1 0,0/0.0	0-1-1 0,0/0.0	0-0-0 0,0/0.0	0-0-0 0,0/0.0	0-0-0 0,0/0.0	0-0-0 0,0/0.0
52	Robinson	2-2-4 1,0/1.0	- -	0-1-1 0,0/0.0	- -	1-0-1 1,0/1.0	- -	- -	0-1-1 0,0/0.0	- -	- -	- -	1-0-1 0,0/0.0	0-0-0 0,0/0.0
26	Street	1-2-3 0,0/0,0	- -	1-2-3 0,0/0.0	0-0-0 0,0/0.0	0-0-0 0,0/0.0	- -	0-0-0 0,0/0.0	0-0-0 0,0/0.0	- -	- -	0-0-0 0,0/0.0	- -	- -
33	Sherling	0-3-3 0,0/0.0	- -	0-1-1 0,0/0.0	0-0-0 0,0/0.0	0-0-0 0,0/0.0	0-2-2 0,0/0.0	- -	- -	- -	- -	- -	- -	- -
89	Zettergren	2-0-2 0,0/0.0	0-0-0 0,0/0.0	- -	0-0-0 0,0/0.0	1-0-1 0,0/0.0	0-0-0 0,0/0.0	0-0-0 0,0/0.0	1-0-1 0,0/0.0	0-0-0 0,0/0.0	0-0-0 0,0/0.0	0-0-0 0,0/0.0	0-0-0 0,0/0.0	0-0-0 0,0/0.0
53	Few	1-1-2 0,0/0.0	0-0-0 0,0/0.0	0-0-0 0,0/0.0	0-0-0 0,0/0.0	1-0-1 0,0/0.0	0-0-0 0,0/0.0	0-1-1 0,0/0.0	0-0-0 0,0/0.0	0-0-0 0,0/0.0	0-0-0 0,0/0.0	0-0-0 0,0/0.0	0-0-0 0,0/0.0	0-0-0 0,0/0.0
91	Noble	2-0-2 0,0/0.0	0-0-0 0,0/0.0	0-0-0 0,0/0.0	0-0-0 0,0/0.0	1-0-1 0,0/0.0	0-0-0 0,0/0.0	0-0-0 0,0/0.0	0-0-0 0,0/0.0	0-0-0 0,0/0.0	0-0-0 0,0/0.0	0-0-0 0,0/0.0	0-0-0 0,0/0.0	1-0-1 0,0/0.0
96	Hebert	2-0-2 0,0/0.0	- -	1-0-1 0,0/0.0	- -	1-0-1 0,0/0.0	- -	- -	- -	- -	- -	- -	- -	- -
28	Ordway	1-0-1 0,0/0.0	- -	1-0-1 0,0/0.0	- -	0-0-0 0,0/0.0	- -	- -	- -	- -	- -	- -	- -	- -
5	Lodge	1-0-1 0,0/0.0	1-0-1 0,0/0.0	0-0-0 0,0/0.0	0-0-0 0,0/0.0	0-0-0 0,0/0.0	0-0-0 0,0/0.0	0-0-0 0,0/0.0	0-0-0 0,0/0.0	0-0-0 0,0/0.0	0-0-0 0,0/0.0	0-0-0 0,0/0.0	0-0-0 0,0/0.0	- -
8	Adeboyejo	1-0-1 0,0/0.0	1-0-1 0,0/0.0	0-0-0 0,0/0.0	0-0-0 0,0/0.0	0-0-0 0,0/0.0	0-0-0 0,0/0.0	0-0-0 0,0/0.0	0-0-0 0,0/0.0	0-0-0 0,0/0.0	0-0-0 0,0/0.0	0-0-0 0,0/0.0	0-0-0 0,0/0.0	0-0-0 0,0/0.0
80	Markuson	0-1-1 0,0/0.0	- -	0-1-1 0,0/0.0	- -	- -	- -	- -	- -	- -	- -	- -	- -	- -
29	Linton	1-0-1 0,0/0.0	- -	0-0-0 0,0/0.0	- -	- -	1-0-1 0,0/0.0	- -	- -	0-0-0 0,0/0.0	0-0-0 0,0/0.0	0-0-0 0,0/0.0	0-0-0 0,0/0.0	0-0-0 0,0/0.0
3	Stringfellow	1-0-1 0,0/0.0	0-0-0 0,0/0.0	0-0-0 0,0/0.0	0-0-0 0,0/0.0	0-0-0 0,0/0.0	0-0-0 0,0/0.0	0-0-0 0,0/0.0	1-0-1 0,0/0.0	0-0-0 0,0/0.0	0-0-0 0,0/0.0	0-0-0 0,0/0.0	0-0-0 0,0/0.0	0-0-0 0,0/0.0
10	Kelly	1-0-1 0,0/0.0	0-0-0 0,0/0.0	0-0-0 0,0/0.0	0-0-0 0,0/0.0	0-0-0 0,0/0.0	0-0-0 0,0/0.0	0-0-0 0,0/0.0	0-0-0 0,0/0.0	1-0-1 0,0/0.0	0-0-0 0,0/0.0	- -	- -	- -

TEAM GAME-BY-GAME STATISTICS

Total Offense		FSU	WOFF	ALA	UGA	MEM	ARK	LSU	AUB	GSU	TAMU	VU	MSU
Yards	UM	380	416	522	510	624	403	325	570	441	490	363	528
	Opp	580	305	492	396	474	429	515	554	401	342	481	566
Total Plays	UM	64	64	73	61	88	70	69	90	73	89	78	86
	Opp	93	66	79	81	78	83	64	74	76	62	76	64
Avg/Play	UM	5.9	6.5	7.2	8.4	7.1	5.8	4.7	6.3	6.0	5.5	4.7	6.1
	Opp	6.2	4.6	6.2	4.9	6.1	5.2	8.0	7.5	5.3	5.5	6.3	8.8
Rushing													
Yards	UM	67	174	101	180	263	150	107	105	196	152	90	208
	Opp	161	233	334	230	119	200	311	307	267	129	208	457
Carries	UM	25	34	33	31	44	31	36	31	45	47	27	38
	Opp	41	57	48	44	31	51	36	52	59	34	46	47
TDs	UM	1	1	1	2	4	3	1	0	3	1	0	0
	Opp	2	1	3	2	4	1	4	3	2	2	3	4
Passing													
Yards	UM	313	242	421	330	361	253	218	465	245	338	273	320
	Opp	419	72	158	166	355	229	204	247	134	213	273	109
Attempts	UM	39	30	40	30	44	39	33	59	28	42	51	48
	Opp	52	9	31	37	47	32	28	22	17	28	30	17
Completions	UM	21	22	26	21	30	18	20	36	17	25	26	27
	Opp	33	5	19	17	31	19	19	15	7	16	17	8
Comp. %	UM	53.8	73.3	65.0	70.0	68.2	46.2	60.6	61.0	60.7	59.5	51.0	56.3
	Opp	63.5	55.6	61.3	45.9	66.0	59.4	67.9	68.2	41.2	57.1	56.7	47.1
TDs	UM	4	4	3	3	1	1	1	3	1	2	2	2
	Opp	2	0	0	0	0	3	1	1	1	2	2	3
Intercepted	UM	3	1	0	1	1	1	2	1	1	1	0	2
	Opp	0	0	0	1	3	1	1	0	1	1	0	0
First Downs													
Total	UM	21	22	23	23	34	20	19	32	25	30	18	31
	Opp	32	18	22	21	27	27	20	26	19	13	22	23
Rushing	UM	6	9	4	9	14	6	5	5	12	12	4	13
	Opp	12	14	14	12	7	12	10	14	12	4	9	17
Passing	UM	12	13	17	12	20	13	11	26	9	15	12	17
	Opp	17	3	7	9	16	13	10	12	4	8	12	5
Penalty	UM	3	0	2	2	0	1	3	1	4	3	2	1
	Opp	3	1	1	0	4	2	0	0	3	1	1	1
Time of Possession	UM	17:21	24:34	24:37	24:12	32:13	19:22	27:47	27:33	23:57	33:03	25:11	31:23
	Opp	42:39	35:26	35:23	35:48	27:47	40:38	32:13	32:27	36:03	26:57	34:49	28:37
Third Down	UM	5 of 11	10 of 13	5 of 15	2 of 9	3 of 11	6 of 14	5 of 15	7 of 16	6 of 14	8 of 17	5 of 18	5 of 15
	Opp	9 of 18	6 of 16	7 of 15	4 of 16	5 of 13	5 of 16	4 of 11	7 of 14	9 of 19	6 of 14	5 of 15	8 of 13
Fourth Down	UM	1 of 1	0 of 0	0 of 0	0 of 0	2 of 2	0 of 2	0 of 0	1 of 3	1 of 1	0 of 0	0 of 3	1 of 4
	Opp	0 of 0	2 of 3	0 of 0	2 of 3	1 of 1	1 of 1	0 of 0	1 of 1	0 of 1	0 of 2	1 of 1	1 of 1
Punting	UM	4-176	2-77	6-310	4-188	3-123	5-201	8-358	2-87	4-124	5-200	7-297	4-182
	Opp	3-132	4-212	5-194	7-276	4-141	5-231	5-224	2-86	5-185	6-287	8-293	3-140
Fumbles-Lost	UM	1-1	1-0	1-1	0-0	1-0	2-0	0-0	0-0	0-0	5-1	1-1	0-0
	Opp	3-0	2-1	3-1	2-1	1-1	1-0	2-2	2-0	1-0	1-0	2-1	2-1
Penalties	UM	8-74	2-25	6-65	4-25	6-65	4-45	4-30	6-35	6-65	4-20	6-51	3-20
	Opp	15-127	2-25	9-75	8-52	7-52	6-71	6-43	4-30	6-54	8-67	5-40	6-55
Punt Returns	UM	1-7	1-6	1-3	2-7	0-0	1-0	2-16	0-0	0-0	1-(-2)	1-23	0-0
	Opp	1-(-5)	0-0	2-95	1-8	0-0	2-5	4-54	1-10	2-10	1-5	1-(-5)	0-0
Kickoff Returns	UM	4-74	2-88	2-32	1-20	2-35	6-365	6-124	3-83	1-13	0-0	5-137	7-146
	Opp	3-81	4-64	3-79	2-60	6-118	7-435	4-58	2-34	7-109	5-164	3-45	4-83
Sacks By-Yards	UM	3-16	0-0	1-9	3-12	2-25	3-27	2-15	1-5	1-5	1-8	2-15	1-3
	Opp	5-40	0-0	3-25	1-2	1-5	2-9	2-5	2-15	0-0	4-19	3-17	3-16

#4 FLORIDA STATE 45, #11 OLE MISS 34

Game #1 • Sept. 5, 2016
Attendance: 63,042 • Camping World Stadium • Orlando, Fla.



Evan Ingram

ORLANDO, Fla. — In front of a crowd of 63,042 at Camping World Stadium, No. 11 Ole Miss jumped out to a 28-6 lead over No. 4 Florida State, but the Seminoles took advantage of four Rebel turnovers and scored 30 unanswered points to down the Rebels 45-34.

Senior quarterback Chad Kelly was 21-of-39 through the air for 313 yards, including four touchdowns and three interceptions. Classmate Evan Ingram caught a career-high nine passes for 121 yards and one touchdown. Freshmen D.K. Metcalf and Van Jefferson caught touchdown passes from Kelly, the first of their respective careers.

Ole Miss (0-1) marched straight down the field to begin the game, leaning on the strong arm of Kelly, who went 4-for-5 for 59 yards on the drive, including a 36-yard hook-up with freshman A.J. Brown on third down. Kelly found Ingram twice for 20 yards on the drive before hitting Damore'ea Stringfellow on a three-yard slant for the touchdown.

Kelly accounted for 267 of the Rebels' 312 yards in the first half, throwing for 215 (14-of-23, 3 TDs) and rushing for 52. On defense, Ole Miss limited FSU to 14 yards during the opening half.

Another FSU score put the Rebels in an eight-point deficit heading into the final 15 minutes of play. Another FSU field goal pushed the margin to 11 points, but a 49-second drive put Ole Miss within single digits. Kelly threw a bomb to Ingram for 42 yards to get the Rebels into Seminole territory, and a 20-yard pass to Van Jefferson resulted in a touchdown. Quickly, the Red and Blue had some life left with 12:09 left in the contest.

However, FSU continued to move the ball down the field. Aguayo added two more field goals as the Rebels were unable to complete the comeback, dropping the season opener 45-34.

Ole Miss	7	21	0	6	—	34
Florida State	3	10	23	9	—	45
1st Quarter						
13:14	OM	D. Stringfellow 3-yard pass from C. Kelly (G. Wunderlich kick)				7-0
0:01	FSU	R. Aguayo 25-yard field goal				7-3
2nd Quarter						
12:42	OM	D.K. Metcalf 3-yard pass from C. Kelly (G. Wunderlich kick)				14-3
9:42	OM	E. Ingram 21-yard pass from C. Kelly (G. Wunderlich kick)				21-3
4:49	FSU	R. Aguayo 21-yard field goal				21-6
3:04	OM	A. Judd 11-yard run (G. Wunderlich kick)				28-6
0:28	FSU	T. Rudolph 16-yard pass from D. Francois (R. Aguayo kick)				28-13
3rd Quarter						
12:18	FSU	R. Aguayo 40-yard field goal				28-16
11:28	FSU	F. Stevenson 1-yard run (R. Aguayo kick)				28-23
9:17	FSU	L. Whitfield 3-yard run (D. Francois pass failed)				28-29
4:12	FSU	R. Izzo 2-yard pass from D. Francois (R. Aguayo kick)				28-36
4th Quarter						
12:56	FSU	R. Aguayo 40-yard field goal				28-39
12:09	OM	V. Jefferson 20-yard pass from C. Kelly (C. Kelly pass failed)				34-39
9:16	FSU	R. Aguayo 44-yard field goal				34-42
4:53	FSU	R. Aguayo 30-yard field goal				34-45

Team Stats	OM	FSU
First Downs	21	32
Rushes-Yards	25-67	41-161
Passing Yards	313	419
Comp.-Att.-Int.	21-39-3	33-52-0
Total Plays-Yards	64-380	93-580
Fumbles-Lost	1-1	3-0
Penalties-Yards	8-74	15-127
Punts-Avg.	4-44.0	3-44.0
Punt Returns-Avg.	1-7.0	1-(-5.0)
KO Returns-Avg.	4-18.5	3-27.0
Interceptions-Yds.	0-0	3-0
Possession Time	17:21	42:39
3rd Down Conv.	5-11	9-18
4th Down Conv.	1-1	0-0
Sacks By-Yards	3-16	5-40

Individual Leaders
Rushing
OM: A. Judd, 8-44 (TD)
C. Kelly, 13-15
FSU: D. Cook, 23-91
D. Francois, 9-59
Passing
OM: C. Kelly, 21-39-3-313 (4 TDs)
FSU: D. Francois, 33-52-0-419 (2 TDs)
Receiving
OM: E. Ingram, 9-121 (TD)
D. Stringfellow, 3-41 (TD)
A.J. Brown, 2-48
FSU: J. Wilson, 9-152
D. Cook, 7-101
T. Rudolph, 6-74 (TD)

#18 OLE MISS 38, WOFFORD 13

Game #2 • Sept. 10, 2016
Attendance: 64,232 • Vaught-Hemingway Stadium • Oxford, Miss.



Markell Pack

OXFORD, Miss. — A school-record crowd of 64,232 showed for No. 18 Ole Miss' home opener at newly renovated Vaught-Hemingway Stadium and the Rebels certainly did not disappoint the assembled throng.

Kelly wasted little time getting the Rebels on the board after he guided Ole Miss 42 yards on the opening drive of the game and kicker Gary Wunderlich connected from 40 yards out to give the Rebels a 3-0 lead less than two minutes into the game.

After the Landshark Defense forced a Terrier three-and-out, the Rebel offense took over on their own 19-yard line. Kelly marched Ole Miss 81 yards capped by a five-yard touchdown strike to Markell Pack that gave the Rebels a 10-0 lead with 7:11 to go in the first quarter. Kelly completed 20-of-27 passes and threw no picks in three quarters of football, while Pack finished with three grabs for 46 yards and a score.

Following another Wofford punt, Kelly led the Rebels on an 11 play, 92-scoring scoring drive culminating in a 10-yard touchdown pass to freshman wideout D.K. Metcalf to put the Rebels up 17-0 in the second quarter.

Senior running back Akeem Judd led the Rebel rushing attack with 64 yards on 11 carries as Ole Miss rushed for 174 yards on the ground. Junior Damore'ea Stringfellow posted a team-high five receptions for 40 yards, while redshirt freshman receiver Van Jefferson added 4 catches for 31 yards. Nine different Ole Miss receivers recorded a reception in the game.

The Ole Miss defense limited the Terriers to just 305 yards of total offense and only 72 yards through the air. It marked the fewest passing yards the Rebels have allowed since giving up 67 yards passing to Presbyterian in 2014. Senior transfer linebacker Rommel Mageo led the team with eight tackles, including three solo stops, and the Rebels posted 6.0 TFLs as a team.

Pellerin found freshman A.J. Brown in the corner of the endzone from 12-yards out with 6:16 to go in the fourth quarter. Pellerin threw for 23 yards and that score in mop up duty and added 27 yards and a TD on the ground. The Terriers added a 50-yard field goal with 2:28 left for the final score of 38-13.

Wofford	0	3	0	10	—	13
Ole Miss	10	14	7	7	—	38
1st Quarter						
13:03	OM	G. Wunderlich 40-yard field goal				0-3
7:11	OM	M. Pack 5-yard pass from C. Kelly (G. Wunderlich kick)				0-10
2nd Quarter						
13:50	OM	D.K. Metcalf 10-yard pass from C. Kelly (G. Wunderlich kick)				0-17
4:38	WOF	D. Marvin 29-yard field goal				3-17
1:36	OM	Q. Adeboyejo 6-yard pass from C. Kelly (G. Wunderlich kick)				3-24
3rd Quarter						
5:07	OM	J. Pellerin 3-yard run (G. Wunderlich kick)				3-31
4th Quarter						
10:27	WOF	B. Butler 17-yard run (D. Marvin kick)				10-31
6:16	OM	A.J. Brown 12-yard pass from J. Pellerin (G. Wunderlich kick)				10-38
2:28	WOF	D. Marvin 50-yard field goal				13-38

Team Stats	WOF	OM
First Downs	20	22
Rushes-Yards	57-248	34-179
Passing Yards	72	242
Comp.-Att.-Int.	5-9-0	22-30-1
Total Plays-Yards	66-320	64-421
Fumbles-Lost	2-1	1-0
Penalties-Yards	2-25	2-25
Punts-Avg.	4-53.0	2-38.5
Punt Returns-Avg.	0-0	1-6.0
KO Returns-Avg.	4-16.0	2-44.0
Interceptions-Yds.	1-0	0-0
Possession Time	35:26	24:34
3rd Down Conv.	5-13	10-13
4th Down Conv.	2-3	0-0
Sacks By-Yards	0-0	0-0

Individual Leaders
Rushing
WOF: B. Butler, 12-63
L. Long, 17-52
OM: A. Judd, 11-64
E. Brazley, 4-39
J. Pellerin, 6-27
Passing
WOF: B. Butler, 4-7-0-40
OM: C. Kelly, 20-27-0-219 (3 TDs)
Receiving
WOF: C. Cleary, 2-39
OM: D. Stringfellow, 5-40
V. Jefferson, 4-31
M. Pack, 3-46 (TD)

#1 ALABAMA 48, #17 OLE MISS 43

Game #3 • Sept. 17, 2016

Attendance: 66,176 • Vaught-Hemingway Stadium • Oxford, Miss.



John Youngblood

OXFORD, Miss. - Senior quarterback Chad Kelly threw for a career-high 421 yards and three touchdowns, including two in the final three minutes of action, but No. 17 Ole Miss dropped its SEC opener 48-43 to No. 1 Alabama in front of a school-record crowd of 66,176 at Vaught-Hemingway Stadium.

Trailing 48-30 with 2:59 left in regulation, Kelly found wideout Damore'ea Stringfellow in the corner of the end zone to pull Ole Miss to within 48-37. Ole Miss then recovered the onside kick and Kelly hooked up with freshman A.J. Brown on the next play from 37 yards out for the TD strike. The Rebels failed on the two-point conversion, but pulled to within 48-43 with 2:51 to go.

Ole Miss kicked deep on the ensuing kickoff, but Alabama converted on a 3rd-and-inches from the Ole Miss 45-yard line to hang on for the win. Kelly completed 26-of-41 attempted for a career-high 421 yards and three TDs, while adding 48 yards on the ground.

In a back-and-forth game that featured a bit of everything, the Rebels took the opening kickoff and marched 75 yards on seven plays in just under two minutes to grab a 7-0 lead. Kelly found tight end Evan Engram for a seven-yard gain on third and long to keep the drive alive, then hooked up with Engram again on a 25-yard pass over the middle to set Ole Miss up in Crimson Tide territory. Two plays later, senior Akeem Judd busted off a 23-yard rush up the middle for the early touchdown. Engram tied a career-high with nine receptions for 138 yards and one score.

Alabama tied the game at 24 in the third quarter after Kelly was hit at the Ole Miss 1-yard line and fumbled the ball. Da'Ron Payne recovered for the Tide in the end zone for the score.

Wunderlich then converted his third field goal of the game to pull Ole Miss within four, 34-30.

Alabama	3	14	17	14	—	48
Ole Miss	7	17	3	16	—	43
1st Quarter						
13:07 OM	A. Judd 23-yard run (G. Wunderlich kick)					0-7
5:54 UA	A. Griffith 32-yard field goal					3-7
2nd Quarter						
7:43 OM	G. Wunderlich 23-yard field goal					3-10
4:40 OM	E. Engram 63-yard pass from Chad Kelly (G. Wunderlich kick)					3-17
2:47 OM	J. Youngblood 44-yard fumble recovery (G. Wunderlich kick)					3-24
2:10 UA	C. Ridley 6-yard run (A. Griffith kick)					10-24
1:05 UA	E. Jackson 85-yard punt return (A. Griffith kick)					17-24
3rd Quarter						
11:47 UA	D. Payne 3-yard fumble recovery (A. Griffith kick)					24-24
6:03 UA	A. Griffith 30-yard field goal					27-24
1:47 OM	G. Wunderlich 18-yard field goal					27-27
0:16 UA	B. Scarbrough 1-yard run (A. Griffith kick)					34-27
4th Quarter						
13:17 OM	G. Wunderlich 38-yard field goal					34-30
7:33 UA	D. Harris 1-yard run (A. Griffith kick)					41-30
5:28 UA	J. Allen 75-yard fumble recovery (A. Griffith kick)					48-30
2:59 OM	D. Stringfellow 5-yard pass from Chad Kelly (G. Wunderlich kick)					48-37
2:51 OM	A.J. Brown 37-yard pass from C. Kelly (C. Kelly pass failed)					48-43

Team Stats	UA	OM
First Downs	22	23
Rushes-Yards	48-334	33-101
Passing Yards	158	421
Comp.-Att.-Int.	19-31-0	26-40-0
Total Plays-Yards	79-492	73-522
Fumbles-Lost	3-1	2-2
Penalties-Yards	9-75	6-65
Punts-Avg.	5-38.8	6-51.7
Punt Returns-Avg.	1-3.0	2-47.5
KO Returns-Avg.	3-26.3	2-16.0
Interceptions-Yds.	0-0	0-0
Possession Time	35:23	24:37
3rd Down Conv.	7-15	5-15
4th Down Conv.	0-0	0-0
Sacks By-Yards	3-25	1-9

Individual Leaders	
Rushing	
UA:	J. Hurts, 18-146
	D. Harris, 16-144 (TD)
OM:	A. Judd, 15-45 (TD)
	C. Kelly, 14-43
Passing	
UA:	J. Hurts, 19-31-0-158 (3 TDs)
OM:	C. Kelly, 26-40-0-421 (3 TDs)
Receiving	
UA:	C. Ridley, 8-81
	G. Dieter, 2-47
OM:	E. Engram, 9-138 (TD)
	V. Jefferson 6-91
	D. Stringfellow, 4-87 (TD)

#21 OLE MISS 45, #11 GEORGIA 14

Game #4 • Sept. 24, 2016

Attendance: 65,843 • Vaught-Hemingway Stadium • Oxford, Miss.



Derrick Jones

OXFORD, Miss. - The Rebels scored the first 45 points of the game, as No. 21 Ole Miss dominated No. 11 Georgia 45-14 in front of 65,843 at Vaught-Hemingway Stadium.

Ole Miss (2-2, 1-1 SEC) posted 510 yards of total offense against Georgia (3-1, 1-1 SEC) and forced two Bulldogs turnovers, as the Rebels scored their most points ever against UGA. The 31-point win was also the largest margin of victory over a top-25 team since the Rebels defeated No. 3 Tennessee in 1969.

Senior quarterback Chad Kelly paced the Ole Miss offense with an efficient 18 of 24 passing for 282 yards and pair of touchdowns. He also added 53 yards and a touchdown on the ground and passed Rebel legend Archie Manning for sixth place in school history with 5,901 yards of total offense. Kelly hit eight different receivers including tight end Evan Engram, who posted six catches for 95 yards and a score.

Ole Miss was also effective in the ground attack, rolling up 180 rushing on 31 attempts led by Kelly's 53 yards. Four Rebels rushed for 30 yards or more, including Akeem Judd and D'Vaughn Pennamon, who combined for 13 carries for 78 yards and a touchdown.

Wide receiver-turned-cornerback Derrick Jones picked off UGA quarterback Jacob Eason on third down and returned it 52 yards for a touchdown to give the Rebels an early 10-0 lead. The Rebel defense limited UGA to just 4 of 16 on third downs for the game and allowed Georgia to convert only one of its first 12 third-down attempts.

Kelly broke free on a read option up the middle and raced 41 yards untouched for a touchdown that made is 45-0 with 8:34 left in the third period. The Bulldogs added two late touchdowns in the fourth quarter well after the game was decided.

Georgia	0	0	7	7	—	14
Ole Miss	17	14	14	0	—	45
1st Quarter						
8:54 OM	G. Wunderlich 24-yard field goal					0-3
7:12 OM	D. Jones 52-yard interception return (G. Wunderlich kick)					0-10
2:14 OM	D. Pennamon 1-yard run (G. Wunderlich kick)					0-17
2nd Quarter						
10:24 OM	D. Lodge 55-yard pass from C. Kelly (G. Wunderlich kick)					0-24
0:43 OM	E. Engram 9-yard pass from C. Kelly (G. Wunderlich kick)					0-31
3rd Quarter						
13:13 OM	E. Brazley 5-yard pass from J. Pellerin (G. Wunderlich kick)					0-38
8:34 OM	C. Kelly 41-yard run (G. Wunderlich kick)					0-45
5:00 UGA	B. Herrien 10-yard run (R. Blankenship kick)					7-45
4th Quarter						
7:38 UGA	B. Herrien 1-yard run (R. Blankenship kick)					14-45

Team Stats	UGA	OM
First Downs	21	23
Rushes-Yards	44-230	31-180
Passing Yards	166	330
Comp.-Att.-Int.	17-37-1	21-30-1
Total Plays-Yards	81-396	61-510
Fumbles-Lost	2-1	0-0
Penalties-Yards	8-52	4-25
Punts-Avg.	7-39.4	4-47.0
Punt Returns-Avg.	1-8.0	2-3.5
KO Returns-Avg.	1-20.0	2-30.0
Interceptions-Yds.	1-8	1-52
Possession Time	35:48	24:12
3rd Down Conv.	4-16	2-9
4th Down Conv.	2-3	0-0
Sacks By-Yards	1-2	3-12

Individual Leaders	
Rushing	
UGA:	B. Herrien, 11-78 (2 TDs)
	S. Michel, 11-66
	N. Chubb, 12-57
OM:	C. Kelly, 4-53 (TD)
	A. Judd, 7-41
Passing	
UGA:	J. Eason, 16-36-1-137
OM:	C. Kelly, 18-24-0-282 (2 TDs)
Receiving	
UGA:	T. Godwin, 4-25
	I. McKenzie, 3-13
OM:	E. Engram, 6-95 (TD)
	A.J. Brown, 4-46

#16 OLE MISS 48, MEMPHIS 28

Game #5 • Oct. 1, 2016

Attendance: 65,889 • Vaught-Hemingway Stadium • Oxford, Miss.



Eugene Brazley

OXFORD, Miss. - The Ole Miss offense is accustomed to quick starts and this game was no different. The Rebels (3-2, 1-1 SEC) jumped out to a 27-7 lead and cruised to a 48-28 victory over Memphis (3-1, 0-0 American) in front of 65,889 fans for homecoming at Vaught-Hemingway Stadium.

Senior signal-caller Chad Kelly completed 30 of 44 passes for 361 yards and tailbacks Eugene Brazley and Akeem Judd each rushed for over 100 yards, as the Rebels posted 624 yards of total offense. That marked the first game since 2014 Ole Miss had two 100-yard rushers. Not to be outdone, the Landshark defense forced four turnovers and held the high-scoring Tiger offense more than 23 points below its season average. Zedrick Woods led the way for the Ole Miss defense with eight total tackles, two interceptions and 1.5 TFLs.

The Rebel defense got into the act with 58 ticks remaining in the opening quarter when Woods picked off Tiger quarterback Riley Ferguson and returned it 30 yards for a TD. Woods added another pick late in the fourth quarter to seal the game for Ole Miss. Memphis added a pair of touchdowns in the third quarter to pull within 27-21 with 3:36 left in the period, but Kelly responded for the Rebels with a seven-play, 65-yard drive that ended with a 12-yard touchdown strike to Evan Ingram that gave Ole Miss a 34-21 lead heading to the fourth quarter. The TD reception was the 11th of Ingram's career, tied for second among Ole Miss tight ends all-time.

Brazley added a six-yard touchdown run early in the fourth quarter that extended the Rebel lead back to 20 points, 41-21, with 14:53 left in the fourth. The Tigers added a touchdown with 8:41 left regulation, but Brazley added the exclamation point with a 32-yard touchdown run up the middle of the Tigers defense that put the game away.

Memphis	0	7	14	7	—	28
Ole Miss	14	10	10	14	—	48
1st Quarter						V-H
6:55	OM	J. Pellerin 1-yard run (G. Wunderlich kick)				0-7
0:58	OM	Z. Woods 31-yard interception return (G. Wunderlich kick)				0-14
2nd Quarter						
14:56	MEM	A. Miller 7-yard run (J. Elliott kick)				7-14
12:22	OM	G. Wunderlich 32-yard field goal				7-17
1:25	OM	J. Pellerin 3-yard run (G. Wunderlich kick)				7-24
3rd Quarter						
12:39	OM	G. Wunderlich 23-yard field goal				7-27
10:11	MEM	D. Dorceus 11-yard run (J. Elliott kick)				14-27
3:36	MEM	R. Ferguson 1-yard run (J. Elliott kick)				21-27
1:53	OM	E. Ingram 12-yard pass from C. Kelly (G. Wunderlich kick)				21-34
4th Quarter						
14:53	OM	E. Brazley 6-yard run (G. Wunderlich kick)				21-41
8:41	MEM	R. Ferguson 2-yard run (J. Elliott kick)				28-41
5:00	OM	E. Brazley 32-yard run (G. Wunderlich kick)				28-48

Team Stats	MEM	OM
First Downs	27	34
Rushes-Yards	31-119	44-263
Passing Yards	355	361
Comp.-Att.-Int.	31-47-3	30-44-1
Total Plays-Yards	78-474	88-624
Fumbles-Lost	1-1	1-0
Penalties-Yards	7-52	6-65
Punts-Avg.	4-35.2	3-41.0
Punt Returns-Avg.	0-0	0-0
KO Returns-Avg.	6-19.7	2-17.5
Interceptions-Yds.	1-0	3-32
Possession Time	27:47	32:13
3rd Down Conv.	5-13	3-11
4th Down Conv.	1-1	2-2
Sacks By-Yards	1-5	2-25

Individual Leaders
Rushing
MEM: D. Dorceus, 14-72 (TD)
A. Miller, 3-25 (TD)
OM: E. Brazley, 13-124 (2 TD)
A. Judd, 15-108
J. Pellerin, 8-22 (2 TD)
Passing
MEM: R. Ferguson, 30-46-3-343
OM: C. Kelly, 30-44-1-361 (TD)
Receiving
MEM: A. Miller, 10-132
P. Mayhue, 6-69
OM: V. Jefferson, 7-79
D. Stringfellow, 6-94

#22 ARKANSAS 34, #12 OLE MISS 30

Game #6 • Oct. 15, 2016

Attendance: 73,786 • Razorback Stadium • Fayetteville, Ark.



Marquis Haynes

Fayetteville, Ark. - For the second straight season, the Ole Miss football team fell in a back-and-forth battle against Arkansas. A 6-yard run by Jared Cornelius with 2:20 remaining pushed the No. 22 Razorbacks (5-2, 1-2 SEC) to a 34-30 win over the No. 12 Rebels (3-3, 1-2 SEC) at Razorback Stadium.

Senior quarterback Chad Kelly accounted for 334 total yards (253 passing, 89 rushing) and three touchdowns (one passing, two rushing) in the Southeastern Conference setback. Tight end Evan Ingram hauled in seven passes for 111 yards and a touchdown, all team highs. The Powder Springs, Georgia, native recorded his third 100-yard game of the season while finding the end zone for the 12th time in his career.

Ole Miss finished with 403 yards of total offense compared to 429 by Arkansas. The Razorbacks were led by running back Rawleigh Williams III, who carried the ball 27 times for 180 yards. QB Austin Allen was 19 of 32 for 229 yards as well as three TDs and one interception.

With the Razorbacks driving into Ole Miss territory, the Landshark defense came up with a much-needed turnover to swing the momentum in favor of the Rebels. A furious pass rush by Terry Caldwell forced an errant pass by Allen as the Arkansas QB threw it right to Marquis Haynes. The defensive end returned the ball 17 yards into Razorback territory, and the offense took over from there. Kelly ran 11 yards to get the Rebels in the red zone before he kept the ball and sprinted 17 yards into the end zone. The quarterback's second rushing touchdown of the night gave Ole Miss a 30-27 lead with nine minutes to go in the game.

Arkansas took the lead for good on a late scoring drive in the fourth quarter. Using 10 plays, the Razorbacks found the end zone as Cornelius scampered six yards for the game-winning touchdown. Kelly and the Rebels tried to rally but the quarterback was stopped just short of the first down marker on fourth-and-long, causing the ball and the game to be handed to the Razorbacks.

Ole Miss	6	14	0	10	—	30
Arkansas	14	6	7	7	—	34
1st Quarter						V-H
10:33	AR	D. Reed 51-yard pass from A. Allen (A. McFain kick)				0-7
7:26	OM	E. Ingram 13-yard pass from C. Kelly (G. Wunderlich kick failed)				6-7
6:08	AR	D. Morgan 13-yard pass from A. Allen (A. McFain kick)				6-14
2nd Quarter						
14:13	AR	A. McFain 43-yard field goal				6-17
11:50	OM	A. Judd 2-yard run (G. Wunderlich kick)				13-17
5:21	AR	A. McFain 36-yard field goal				13-20
1:24	OM	C. Kelly 8-yard run (G. Wunderlich kick)				20-20
3rd Quarter						
3:29	AR	R. Williams 2-yard pass from A. Allen (A. McFain kick)				20-27
4th Quarter						
14:49	OM	G. Wunderlich 33-yard field goal				23-27
9:00	OM	C. Kelly 17-yard run (G. Wunderlich kick)				30-27
2:20	AR	J. Cornelius 6-yard run (A. McFain kick)				30-34

Team Stats	OM	AR
First Downs	20	27
Rushes-Yards	31-150	51-200
Passing Yards	253	229
Comp.-Att.-Int.	18-39-1	19-32-1
Total Plays-Yards	70-403	83-429
Fumbles-Lost	2-0	1-0
Penalties-Yards	4-45	6-71
Punts-Avg.	5-40.2	5-46.2
Punt Returns-Avg.	1-0	2-2.5
KO Returns-Avg.	4-21.8	2-13.0
Interceptions-Yds.	1-17	1-0
Possession Time	19:22	40:38
3rd Down Conv.	6-14	5-16
4th Down Conv.	0-2	1-1
Sacks By-Yards	3-27	2-9

Individual Leaders
Rushing
OM: C. Kelly, 14-89 (2 TDs)
A. Judd, 11-41 (TD)
AR: R. Williams, 27-180
D. Whaley, 11-65
J. Cornelius, 2-17 (TD)
Passing
OM: C. Kelly, 18-39-1-253 (TD)
AR: A. Allen, 19-32-1-229 (3 TDs)
Receiving
OM: E. Ingram, 7-111 (TD)
Q. Adebayoje, 4-61
AR: D. Morgan, 4-34 (TD)
D. Reed, 3-65 (TD)

#23 LSU 38, #22 OLE MISS 21

Game #7 • Oct. 22, 2016
Attendance: 101,720 • Tiger Stadium • Baton Rouge, La.

Gary Wunderlich

BATON ROUGE, La. - No. 22 Ole Miss was outscored 17-0 in the second half as No. 23 LSU handed the Rebels a 38-21 setback in the Magnolia Bowl at Tiger Stadium. After going into the half tied at 21-21, the Rebels (3-4, 1-3 SEC) could not overcome a big night by LSU's Leonard Fournette and a Tigers (5-2, 3-1 SEC) defense that stepped up in the final 30 minutes of play.

Fournette finished the game with 284 yards on the ground, and LSU defense limited the high-powered Ole Miss offense to 325 yards. Senior quarterback Chad Kelly once again led the Rebels through the air and on the ground. He threw for 218 yards on 20 of 33 passing, while rushing for 56 yards on 12 carries. His favorite receivers were Damore'ea Stringfellow and

Van Jefferson, who caught four passes apiece. Stringfellow totaled a game-high 92 yards receiving, and Jefferson added 43 yards and a touchdown.

For the Landshark defense, Marquis Haynes had another huge game that included a forced fumble and a fumble recovery. The Rebels recorded a season-high 10.0 tackles for loss, led by career highs from Temario Strong (2.5) and Detric Bing-Dukes (2.0).

After LSU forced the Rebels to punt late in the second quarter, it looked as if the Tigers would take a lead into the locker room. However, Haynes had something to say about that. As Etling dropped back to pass on first down, the speed rusher blew past the right tackle and drilled the LSU quarterback from his blind side. The huge hit caused the ball to pop loose and freshman Jaylon Jones jumped on it to give Ole Miss the ball inside the LSU 10. On third-and-goal, Akeem Judd plunged into the end zone for a Rebel touchdown. After an unsportsmanlike conduct penalty on the Tigers, Ole Miss elected to go for two to try and tie the ballgame. Kelly's decision to keep the ball on a read option proved to be a smart one as he crossed the goal line to knot the contest at 21-21. After 30 minutes of football, the game stood where it started, all tied up.

Ole Miss	10	11	0	0	—	21
LSU	7	14	10	7	—	38
1st Quarter						V-H
10:52	OM	V. Jefferson 15-yard pass from C. Kelly (G. Wunderlich kick)				7-0
4:48	OM	G. Wunderlich 46-yard field goal				10-0
3:26	LSU	L. Fournette 59-yard run (C. Delahoussaye kick)				10-7
2nd Quarter						
11:13	LSU	DJ Chark 40-yard pass from D. Etling (C. Delahoussaye kick)				10-14
7:11	OM	G. Wunderlich 22-yard field goal				13-14
6:11	LSU	L. Fournette 76-yard run (C. Delahoussaye kick)				13-21
0:11	OM	A. Judd 2-yard run (C. Kelly rush)				21-21
3rd Quarter						
13:38	LSU	L. Fournette 78-yard run (C. Delahoussaye kick)				21-28
8:27	LSU	C. Delahoussaye 44-yard field goal				21-31
4th Quarter						
7:26	LSU	D. Guice 6-yard run (C. Delahoussaye kick)				21-38

Team Stats	OM	LSU	Individual Leaders
First Downs	19	20	Rushing
Rushes-Yards	36-107	36-311	OM: C. Kelly, 12-56
Passing Yards	218	204	A. Judd, 13-39 (TD)
Comp.-Att.-Int.	20-33-2	19-28-1	LSU: L. Fournette, 16-284 (3 TDs)
Total Plays-Yards	69-325	64-515	D. Guice, 16-57 (TD)
Fumbles-Lost	0-0	2-2	Passing
Penalties-Yards	4-30	6-43	OM: C. Kelly, 20-33-2-218 (TD)
Punts-Avg.	8-44.8	5-44.8	LSU: D. Etling, 19-28-1-204 (TD)
Punt Returns-Avg.	2-8.0	4-13.5	Receiving
KO Returns-Avg.	6-20.7	4-14.5	OM: D. Stringfellow, 4-92
Interceptions-Yds.	1-2	2-3	V. Jefferson, 4-43
Possession Time	27:47	32:13	LSU: M. Dupre, 5-52
3rd Down Conv.	5-15	4-11	T. Dural, 4-48
4th Down Conv.	0-0	0-0	DJ Chark, 3-45 (TD)
Sacks By-Yards	2-15	2-5	

#15 AUBURN 40, OLE MISS 29

Game #8 • Oct. 29, 2016
Attendance: 65,927 • Vaught-Hemingway Stadium • Oxford, Miss.

Chad Kelly

OXFORD, Miss. - Senior quarterback Chad Kelly threw for a school-record 465 yards and three touchdowns, but Ole Miss came up just short in a 40-29 loss to No. 15 Auburn in front of 65,927 at Vaught-Hemingway Stadium.

Kelly completed 36 of 59 passes and broke Archie Manning's 47-year-old Ole Miss single-game passing record with 465 yards. He threw three TDs and added 40 yards rushing to lead the game with 505 yards of total offense, which is the second-highest total in school history trailing only Manning's mark of 540 yards.

The Ole Miss offense came out firing on all cylinders after the opening kickoff as Kelly directed the Rebels 73 yards in 12 plays. He capped the drive with a 15-yard touchdown strike to tight end Evan Ingram that gave Ole Miss an early 6-0 lead. It was Ingram's 13th career touchdown catch, which broke Butch Veazey's previous school record. Ingram finished the game with a team-high nine catches for 95 yards and broke his own school record for receiving yards in a season by a tight end set last year.

After both teams traded possessions twice to open the second half, Kelly answered back for the Rebels on the next possession as he carried the Rebels 75 in seven plays, including a 16-yard scamper on third-and-long to keep the drive alive. He found Damore'ea Stringfellow in the end zone from 10 yards out to put Ole Miss back on top 29-27 with 1:30 remaining in the third.

After two Daniel Carson field goals made it 33-29 Auburn, the Tigers took advantage of a Rebel turnover and scored on a short drive with 5:58 left for a 40-29 lead, which would be the final tally.

Auburn	10	10	7	13	—	40
Ole Miss	13	9	7	0	—	29
1st Quarter						V-H
11:12	OM	E. Ingram 15-yard pass from C. Kelly (G. Wunderlich kick blocked)				0-6
7:27	AU	K. Pettway 41-yard run (D. Carlson kick)				7-6
5:36	OM	D. Lodge 26-yard pass from C. Kelly (G. Wunderlich kick)				7-13
1:50	AU	D. Carlson 45-yard field goal				10-13
2nd Quarter						
14:14	OM	G. Wunderlich 20-yard field goal				10-16
12:33	AU	K. Johnson 1-yard run (D. Carlson kick)				17-16
7:10	OM	G. Wunderlich 49-yard field goal				17-19
2:50	AU	D. Carlson 32-yard field goal				20-19
0:05	OM	G. Wunderlich 26-yard field goal				20-22
3rd Quarter						
3:11	AU	J. Harris 15-yard pass from S. White (D. Carlson kick)				27-22
1:30	OM	D. Stringfellow 10-yard pass from C. Kelly (G. Wunderlich kick)				27-29
4th Quarter						
12:25	AU	D. Carlson 30-yard field goal				30-29
8:13	AU	D. Carlson 47-yard field goal				33-29
5:58	AU	K. Johnson 3-yard run (D. Carlson kick)				40-29

Team Stats	AU	OM	Individual Leaders
First Downs	26	32	Rushing
Rushes-Yards	52-307	31-105	AU: K. Pettway, 30-236 (TD)
Passing Yards	247	465	K. Johnson, 11-42 (2 TDs)
Comp.-Att.-Int.	15-22-0	36-59-1	OM: C. Kelly, 11-40
Total Plays-Yards	74-554	90-570	A. Judd, 9-35
Fumbles-Lost	2-0	0-0	Passing
Penalties-Yards	4-30	6-35	AU: S. White, 15-22-0-247 (TD)
Punts-Avg.	2-43.0	2-43.5	OM: C. Kelly, 36-59-1-465 (3 TDs)
Punt Returns-Avg.	1-10.0	0-0	Receiving
KO Returns-Avg.	2-17.0	3-27.7	AU: E. Stove, 5-37
Interceptions-Yds.	1-47	0-0	D. Slayton, 3-53
Possession Time	32:27	27:33	OM: E. Ingram, 9-95 (TD)
3rd Down Conv.	7-14	7-16	Q. Adebeyejo, 4-76
4th Down Conv.	1-1	1-3	V. Jefferson, 4-41
Sacks By-Yards	2-15	1-5	

OLE MISS 37, GEORGIA SOUTHERN 27

Game #9 • Nov. 5, 2016

Attendance: 60,263 • Vaught-Hemingway Stadium • Oxford, Miss.



Akeem Judd

OXFORD, Miss. -- Ole Miss is accustomed to hot starts, but the game against Georgia Southern went by a different script. The Rebels overcame a two-score deficit by rolling up more than 400 yards on offense to get past the Eagles, 37-27.

Senior Chad Kelly continued his stellar play by leading the Rebels on four consecutive touchdown drives before he was forced to leave the game with a leg injury. He was replaced by redshirt-freshman Jason Pellerin, who did enough for Ole Miss to hold on for the win.

The Rebels leaned on Akeem Judd throughout the game, as he rumbled for a career-high 139 yards on 26 carries. It was the second time this season Judd eclipsed the 100-yard mark. Ole Miss opened up the scoring on its second drive of the game when Groza Award semifinalist Gary Wunderlich nailed a 35-yard field goal.

The rest of the first quarter belonged to the Eagles as the Rebels struggled to slow down their offensive attack. Kevin Ellison found Myles Campbell for a 29-yard TD to give the Eagles the early 7-3 lead, and then Ellison's 9-yard TD run made it 14-3. The Rebels responded with a 71-yard touchdown drive, finished off by Kelly's 3-yard scamper to pull the game back to within four. That score marked the first of four consecutive TD drives in the second quarter for Ole Miss.

After Judd finished off a 60-yard drive with a 9-yard touchdown, the Rebels gained a 24-21 lead they would never relinquish as the Ole Miss defense began to limit the Eagles' potent ground game. Neither team scored a touchdown in the second half.

Georgia Southern	14	7	3	3	—	27
Ole Miss	3	28	3	3	—	37

1st Quarter						V-H
9:01	OM	G. Wunderlich 35-yard field goal				0-3
5:08	GS	M. Campbell 29-yard pass from K. Ellison (Y. Koo kick)				7-3
0:59	GS	K. Ellison 9-yard run (Y. Koo kick)				14-3
2nd Quarter						
11:38	OM	C. Kelly 3-yard run (G. Wunderlich kick)				14-10
10:13	GS	M. Breida 68-yard run (Y. Koo kick)				21-10
8:20	OM	C. Kelly 5-yard run (G. Wunderlich kick)				21-17
3:36	OM	A. Judd 9-yard run (G. Wunderlich kick)				21-24
2:06	OM	E. Ingram 38-yard pass from C. Kelly (G. Wunderlich kick)				21-31
3rd Quarter						
3:02	GS	Y. Koo 41-yard field goal				24-31
0:13	OM	G. Wunderlich 29-yard field goal				24-34
4th Quarter						
12:09	GS	Y. Koo 38-yard field goal				27-34
7:14	OM	G. Wunderlich 38-yard field goal				27-37

Team Stats	GS	OM
First Downs	19	25
Rushes-Yards	59-267	45-195
Passing Yards	134	245
Comp.-Att.-Int.	7-17-1	17-28-1
Total Plays-Yards	76-401	73-441
Fumbles-Lost	1-0	0-0
Penalties-Yards	6-54	6-65
Punts-Avg.	5-37.0	4-31.0
Punt Returns-Avg.	2-5.0	0-0
KO Returns-Avg.	7-15.6	1-13
Interceptions-Yds.	1-0	1-39
Possession Time	36:03	23:57
3rd Down Conv.	9-19	6-14
4th Down Conv.	0-1	1-1
Sacks By-Yards	0-0	1-5

Individual Leaders	
Rushing	
GS:	M. Breida, 22-100 (TD)
	W. Fields, 10-73
OM:	A. Judd, 26-139 (TD)
	J. Pellerin, 4-29
	C. Kelly, 6-23 (2 TDs)
Passing	
GS:	K. Ellison, 7-16-1-134 (TD)
OM:	C. Kelly, 16-23-0-226 (TD)
Receiving	
GS:	M. Campbell, 4-121 (TD)
OM:	D. Stringfellow, 5-66
	E. Ingram, 4-75 (TD)
	V. Jefferson, 4-49

OLE MISS 29, #8 TEXAS A&M 28

Game #10 • Nov. 12, 2016

Attendance: 104,892 • Kyle Field • College Station, Texas



Shea Patterson

COLLEGE STATION, Texas -- Sometimes in sports you're just due for a win. That was the case for Ole Miss at Kyle Field, as the Rebels came from behind and stunned No. 8 Texas A&M, 29-28.

Ole Miss has been on the wrong side of games like these too often during the 2016 season where the opponent rallied from behind in the second half. This time, the Rebels were the ones celebrating as the clock hit all zeroes.

True freshman quarterback Shea Patterson had a night to remember in his collegiate debut, totaling 402 total yards and two touchdowns to lead the Rebel comeback. On the defensive side, the Rebels allowed just seven second-half points and sealed the victory off Deontay Anderson's interception with 16 seconds to go. The 15-point halftime comeback was the largest of the Hugh Freeze era.

Early on, Ole Miss (5-5, 2-4 SEC) entered the halftime break without a touchdown trailing 21-6, but held the Aggies (7-3, 4-3 SEC) scoreless in the third quarter and stormed back with 23 fourth-quarter points.

A drive that started at their own 42, the Rebels marched down field thanks to a big pass play from Patterson to Evan Ingram for nine yards, and a big 13-yard run down the far sideline setting up a first-and-10 at the Aggie 25. From there, the Rebels set up Gary Wunderlich for a 39-yard field goal to grab the lead away from the Aggies with 39 seconds left.

Ole Miss needed one more stand from the defense to close out the game, and the Rebels got just that. It was fitting that since one true freshman led the Rebels down the field for the go-ahead field goal, another true freshman sealed the deal with an interception when Anderson stepped in front of Jake Hubenak's pass.

The Rebel defense was able to limit an Aggie offense that averaged 234 yards on the ground coming into tonight to only 129 rushing yards.

Ole Miss	3	3	0	23	—	29
Texas A&M	7	14	0	7	—	28

1st Quarter						V-H
5:23	OM	G. Wunderlich 25-yard field goal				3-0
4:49	TAMU	K. Ford 6-yard run (D. LaCamera kick)				3-7
2nd Quarter						
13:55	TAMU	K. Ford 1-yard run (D. LaCamera kick)				3-14
7:46	OM	G. Wunderlich 24-yard field goal				6-14
6:43	TAMU	S. Noil 1-yard pass from J. Hubenak (D. LaCamera kick)				6-21
4th Quarter						
14:50	OM	D. Stringfellow 6-yard pass from S. Patterson (G. Wunderlich kick)				13-21
12:12	OM	A. Judd 21-yard run (S. Patterson pass failed)				19-21
6:41	TAMU	J. Reynolds 13-yard pass from J. Hubenak (D. LaCamera kick)				19-28
5:17	OM	V. Jefferson 32-yard pass from S. Patterson (G. Wunderlich kick)				26-28
0:37	OM	G. Wunderlich 39-yard field goal				29-28

Team Stats	OM	TAMU
First Downs	30	13
Rushes-Yards	47-152	34-129
Passing Yards	338	213
Comp.-Att.-Int.	25-42-1	16-28-1
Total Plays-Yards	89-490	62-342
Fumbles-Lost	5-1	1-0
Penalties-Yards	4-20	8-67
Punts-Avg.	5-40.0	6-47.8
Punt Returns-Avg.	1- -2	1-5
KO Returns-Avg.	0-0	5-32.8
Interceptions-Yds.	1-8	1-0
Possession Time	33:03	26:57
3rd Down Conv.	8-17	6-14
4th Down Conv.	0-0	0-2
Sacks By-Yards	1-8	4-19

Individual Leaders	
Rushing	
OM:	A. Judd, 20-100 (TD)
	S. Patterson, 15-64
TAMU:	T. Williams, 17-72
	J. Hubenak, 9-30
Passing	
OM:	S. Patterson, 25-42-1-338 (2 TDs)
TAMU:	J. Hubenak, 16-27-1-213 (2 TDs)
Receiving	
OM:	E. Ingram, 6-49
	D. Stringfellow, 5-74 (TD)
	A.J. Brown, 4-77
TAMU:	J. Reynolds, 4-70 (TD)
	S. Noil, 4-59 (TD)

VANDERBILT 38, OLE MISS 17

Game #11 • Nov. 19, 2016
Attendance: 27,763 • Vanderbilt Stadium • Nashville, Tenn.



Evan Ingram

NASHVILLE, Tenn. - Ole Miss scored the first 10 points of the game, but the Rebels couldn't overcome 31 unanswered points by Vanderbilt, falling 38-17 in a Southeastern Conference showdown.

Mackey Award semifinalist Evan Ingram recorded his seventh career 100-yard receiving game, hauling in six catches for 102 yards and a touchdown. The senior tight end was Shea Patterson's favorite receiver on the night. In his second career start, the true freshman completed 20 of 42 for 222 with two TDs. Senior running back Akeem Judd totaled 97 yards of offense, rushing 10 times for 63 yards and making three receptions for 34 yards.

Patterson led the Rebels 75 yards down the field on the opening drive, using his feet as well as his arm. He rushed three times for 19 yards and connected on a pair of passes for 22 yards. Judd contributed on the ground with a pair of carries for 34 yards. However, Vanderbilt limited Ole Miss to a field goal as Gary Wunderlich connected on a 23-yard boot.

Ole Miss increased its lead to double digits after taking advantage of a Vanderbilt miscue. After the Commodores forced a fourth down, Carlos Davis recovered a muffed punt to bring the Rebel offense back on the field. Patterson would find a wide-open Judd for a 21-yard strike. With 6:51 left in the opening quarter, Ole Miss led 10-0.

Getting the ball to start the second half, Vanderbilt marched 90 yards down the field for a touchdown and controlled the entire third quarter. Scoring 17 points and holding the Rebel offense in check, the Commodores built its lead to three touchdowns, 31-10.

On the second play of the fourth quarter, Patterson scrambled and launched a deep ball into the end zone. Ingram leaped and made an incredible catch for the 38-yard touchdown to slice into the deficit. However, Vandy countered with a touchdown on its own for the final 38-17 tally.

Ole Miss	10	0	0	7	—	17
Vanderbilt	7	7	17	7	—	38
1st Quarter						
10:51	OM	G. Wunderlich 23-yard field goal				V-H
6:51	OM	A. Judd 21-yard pass from S. Patterson (G. Wunderlich kick)				10-0
0:30	VU	R. Webb 4-yard run (T. Openshaw kick)				10-7
2nd Quarter						
6:16	VU	T. Sherfield 5-yard pass from K. Shurmur (T. Openshaw kick)				10-14
3rd Quarter						
10:48	VU	R. Webb 11-yard run (T. Openshaw kick)				10-21
8:03	VU	T. Openshaw 24-yard field goal				10-24
2:11	VU	R. Webb 1-yard run (T. Openshaw kick)				10-31
4th Quarter						
14:44	OM	E. Ingram 38-yard pass from S. Patterson (G. Wunderlich kick)				17-31
8:36	VU	B. McElwain 3-yard pass from K. Shurmur (T. Openshaw kick)				17-38

Team Stats	OM	VU
First Downs	18	22
Rushes-Yards	27-90	46-208
Passing Yards	273	273
Comp.-Att.-Int.	26-51-0	17-30-0
Total Plays-Yards	78-363	76-481
Fumbles-Lost	1-1	2-1
Penalties-Yards	6-51	5-40
Punts-Avg.	7-42.4	8-36.6
Punt Returns-Avg.	1-23	1-5
KO Returns-Avg.	5-27.4	3-15.0
Interceptions-Yds.	0-0	0-0
Possession Time	25:11	34:49
3rd Down Conv.	5-18	5-15
4th Down Conv.	0-3	1-1
Sacks By-Yards	2-15	3-17

Individual Leaders
Rushing
OM: A. Judd, 10-63
S. Patterson, 13-32
VU: R. Webb, 20-123 (3 TDs)
D. Sims, 10-48
Passing
OM: S. Patterson, 20-42-0-222 (2 TDs)
VU: K. Shurmur, 17-30-0-273 (2 TDs)
Receiving
OM: E. Ingram, 6-102 (TD)
V. Jefferson, 6-52
Q. Adeboyejo, 5-47
VU: C.J. Duncan, 4-40
C. Scott, 3-47

MISSISSIPPI STATE 55, OLE MISS 20

Game #12 • Nov. 26, 2016
Attendance: 66,038 • Vaught-Hemingway Stadium • Oxford, Miss.



Damore'ea Stringfellow

OXFORD, Miss. - Ole Miss dropped the 113th all-time meeting with Mississippi State 55-20 in the annual Battle for the Golden Egg.

Freshman quarterback Shea Patterson threw for 320 yards and a pair of touchdowns, while senior running back Akeem Judd added 107 yards on the ground in front of 66,038 fans in Vaught Hemingway Stadium. It marked the second-largest crowd in school history and put the Ole Miss season attendance at 454,368, which is a school record.

The Rebels jumped out to an early 3-0 lead after Gary Wunderlich booted a 24-yard field goal just over four minutes into the game. MSU responded with a 16-yard TD run from Aeris Williams with 5:48 remaining in the opening quarter to take a 6-3 lead after the extra point attempted failed.

Ole Miss answered back on the ensuing drive with a 19-yard TD catch by Damore'ea Stringfellow from Patterson to give the Rebels a 10-6 lead with 3:56 left, but the Bulldogs scored on an 8-yard TD pass from Nick Fitzgerald to Donald Gray to hold a 13-10 lead.

The Rebel defense allowed two more touchdowns to open the second quarter, as Ole Miss fell behind 27-10 before Patterson found Stringfellow again, this time from 25 yards out, to pull to within 27-17 with 4:47 left before halftime. After the Ole Miss Landshark defense forced an MSU three-and-out, Wunderlich booted his second field goal to make it 27-20 heading into the half.

Fitzgerald found Fred Ross on 4th-and-3 from the Ole Miss 38 over the middle for a 38-yard touchdown catch that extended the MSU lead to 34-20 with 5:22 left in the third quarter. The Bulldogs wouldn't look back, scoring three more times for the final tally of 55-20.

Mississippi State	13	14	14	14	—	55
Ole Miss	10	10	0	0	—	20
1st Quarter						
7:43	OM	G. Wunderlich 24-yard field goal				V-H
5:48	MSU	A. Williams 16-yard run (W. Graves kick failed)				0-3
3:56	OM	D. Stringfellow 19-yard pass from S. Patterson (G. Wunderlich kick)				6-3
2:33	MS	D. Gray 8-yard pass from N. Fitzgerald (W. Graves kick)				6-10
2nd Quarter						
12:55	MSU	A. Williams 13-yard run (W. Graves kick)				20-10
9:13	MSU	M. Dear 24-yard pass from N. Fitzgerald (W. Graves kick)				27-10
4:47	OM	D. Stringfellow 25-yard pass from S. Patterson (G. Wunderlich kick)				27-17
0:26	OM	G. Wunderlich 38-yard field goal				27-20
3rd Quarter						
5:22	MSU	F. Ross 38-yard pass from N. Fitzgerald (W. Graves kick)				34-20
2:57	MSU	N. Fitzgerald 61-yard run (W. Graves kick)				41-20
4th Quarter						
5:09	MSU	N. Fitzgerald 30-yard run (W. Graves kick)				48-20
2:59	MSU	C. Jiles 74-yard interception return (W. Graves kick)				55-20

Team Stats	MSU	OM
First Downs	23	31
Rushes-Yards	47-457	38-208
Passing Yards	109	320
Comp.-Att.-Int.	8-17-0	27-48-2
Total Plays-Yards	64-566	86-528
Fumbles-Lost	2-1	0-0
Penalties-Yards	6-55	3-20
Punts-Avg.	3-46.7	4-45.5
Punt Returns-Avg.	0-0	0-0
KO Returns-Avg.	4-20.8	7-20.9
Interceptions-Yds.	2-74	0-0
Possession Time	28:37	31:23
3rd Down Conv.	8-13	5-15
4th Down Conv.	1-1	1-4
Sacks By-Yards	3-16	1-3

Individual Leaders
Rushing
MSU: N. Fitzgerald, 14-258 (2 TDs)
A. Williams, 25-191 (2 TDs)
OM: A. Judd, 19-107
S. Patterson, 13-73
Passing
MSU: N. Fitzgerald, 8-17-0-109 (3 TDs)
OM: S. Patterson, 27-48-2-320 (2 TDs)
Receiving
MSU: F. Ross, 1-38 (TD)
M. Dear, 1-24 (TD)
OM: D. Stringfellow, 6-97 (2 TDs)
V. Jefferson, 5-47
E. Brazley, 5-31

SCORING DRIVES

vs. Florida State

Started at	Plays	Yards	Time	Result
Ole Miss 25	6	75	1:46	TD
Ole Miss 25	9	75	2:19	TD
Ole Miss 28	6	72	1:56	TD
Ole Miss 20	10	80	1:40	TD
Ole Miss 25	4	75	0:47	TD

vs. Wofford

Started at	Plays	Yards	Time	Result
Ole Miss 35	9	42	1:57	FG
Ole Miss 19	13	81	3:51	TD
Ole Miss 8	11	92	3:01	TD
Wofford 38	6	38	2:52	TD
Ole Miss 23	8	77	2:58	TD
Ole Miss 48	8	52	4:01	TD

vs. Alabama

Started at	Plays	Yards	Time	Result
Ole Miss 25	7	75	1:53	TD
Ole Miss 44	5	50	1:37	FG
Ole Miss 20	2	80	0:52	TD
Ole Miss 25	12	74	4:16	FG
Ole Miss 25	7	54	1:59	FG
Ole Miss 22	12	78	2:24	TD
Alabama 37	1	37	0:08	TD

vs. Georgia

Started at	Plays	Yards	Time	Result
Ole Miss 24	7	69	2:20	FG
Ole Miss 16	10	84	2:57	TD
Ole Miss 45	1	55	0:10	TD
Ole Miss 42	5	58	1:27	TD
Ole Miss 30	7	70	1:47	TD
Ole Miss 36	3	64	0:53	TD

vs. Memphis

Started at	Plays	Yards	Time	Result
Ole Miss 10	13	90	4:41	TD
Ole Miss 25	9	60	2:34	FG
Memphis 30	8	30	3:23	TD
Ole Miss 25	6	69	2:21	FG
Ole Miss 35	7	65	1:43	TD
Memphis 35	3	35	0:42	TD
Ole Miss 15	9	85	3:33	TD

at Arkansas

Started at	Plays	Yards	Time	Result
Ole Miss 39	9	61	3:07	TD
Ole Miss 33	7	67	2:23	TD
Ole Miss 10	5	90	0:48	TD
Ole Miss 25	12	59	3:40	FG
Arkansas 45	5	45	1:05	TD

at LSU

Started at	Plays	Yards	Time	Result
Ole Miss 23	6	77	2:12	TD
Ole Miss 35	9	37	3:44	FG
Ole Miss 15	13	80	3:57	FG
LSU 9	3	9	0:52	TD

vs. Auburn

Started at	Plays	Yards	Time	Result
Ole Miss 22	12	78	3:48	TD
Ole Miss 25	7	75	1:51	TD
Ole Miss 25	10	72	2:36	FG
Ole Miss 18	15	50	5:17	FG
Ole Miss 25	12	66	2:45	FG
Ole Miss 25	7	75	1:41	TD

vs. Georgia Southern

Started at	Plays	Yards	Time	Result
Ole Miss 49	7	33	1:59	FG
Ole Miss 29	7	71	1:48	TD
Georgia Southern 41	5	41	1:51	TD
Ole Miss 40	7	60	1:26	TD
Ole Miss 35	2	65	0:36	TD
Ole Miss 25	9	63	2:49	FG
Ole Miss 44	7	35	2:31	FG

at Texas A&M

Started at	Plays	Yards	Time	Result
Ole Miss 35	14	57	5:27	FG
Ole Miss 25	14	68	7:46	FG
Ole Miss 10	11	90	3:53	TD
Ole Miss 39	3	61	0:27	TD
Ole Miss 25	6	75	1:24	TD
Ole Miss 42	9	36	3:07	FG

at Vanderbilt

Started at	Plays	Yards	Time	Result
Ole Miss 19	9	75	4:09	FG
Vanderbilt 21	1	21	0:11	TD
Ole Miss 35	9	65	2:20	TD

vs. Mississippi State

Started at	Plays	Yards	Time	Result
Ole Miss 18	11	75	5:33	FG
Ole Miss 25	5	75	1:52	TD
Ole Miss 16	12	84	4:17	TD
Ole Miss 23	11	57	2:23	FG

CHARTING THE BIG PLAYS

— RUSHING —

Player	10-19	20-29	30-39	40-49	50+	Total
Judd	19	5			1	25
Kelly	13	2		1		16
S. Patterson	8	1				9
Brazley	4	2	1			7
Pennamon	2					2
Jefferson	1	1				2
Gleeson	1					1
TOTAL	48	11	1	1	1	62

— PASSING —

Player	10-19	20-29	30-39	40-49	50+	Total
Kelly	72	25	13	3	3	116
S. Patterson	25	12	2	1		40
Pellerin	3					3
TOTAL	100	37	15	4	3	159

— RECEIVING —

Player	10-19	20-29	30-39	40-49	50+	Total
Stringfellow	23	5	3	2	1	34
Engram	17	8	6	1	1	33
Jefferson	21	3	1	1		26
Adeboyejo	11	7	1			19
A.J. Brown	7	7	2			16
Lodge	5	1			1	7
Pack	4	2	1			7
Judd	4	1				5
Brazley	4	1				5
Zettergren	2	1	1			4
Thurley	1	1				2
Metcalfe	1					1
Pennamon	1					1
TOTAL	100	37	15	4	3	159

IN THE RED ZONE

When the offense moves the ball inside the opponent's 20-yard line, the offense is considered to be in the "red zone," and in prime scoring position. The following chart shows how the Rebel offense performs inside the "red zone" during the 2016 season:

Game	Chances	TD	FG	TO	Downs	Missed FG	Half
Florida State	5	5	0	0	0	0	0
Wofford	5	5	0	0	0	0	0
Alabama	4	1	2	1	0	0	0
Georgia	4	3	1	0	0	0	0
Memphis	7	4	2	0	0	0	1
at Arkansas	5	4	1	0	0	0	0
at LSU	3	2	1	0	0	0	0
Auburn	5	2	2	0	1	0	0
Georgia Southern	6	3	2	0	0	0	1
at Texas A&M	5	1	3	1	0	0	0
at Vanderbilt	3	0	1	0	1	0	1
Mississippi State	5	1	2	1	1	0	0
Totals	57	31	17	3	3	0	3
Opp. Totals	48	35	11	1	0	0	0

Ole Miss Scoring Percentage: 84.2 (48-of-57)
Opponents Scoring Percentage: 95.8 (46-of-48)

Ole Miss Points Scored: 266
Opponents Points Scored: 271

2016 POSTSEASON HONORS

DEONTAY ANDERSON | DB

- Freshman All-SEC second team (Athlon)

CARLOS DAVIS | KR

- All-SEC second team (PFF)
- All-SEC third team (Athlon)

ALEX GIVENS | OT

- Freshman All-SEC second team (Athlon)

EVAN ENGRAM | TE

- Ozzie Newsome Award
- Pop Warner College Football Award
- C Spire Conerly Trophy
- All-America first team (AP, Sporting News, SI, USA Today, CBS Sports, Scout.com, SB Nation)
- All-America second team (Walter Camp, FOX Sports)
- All-America fourth team (Phil Steele)
- All-SEC first team (Coaches, AP, ESPN.com, Athlon, Gridiron Now, Phil Steele)
- All-SEC second team (PFF)
- SEC Community Service Team

MYLES HARTSFIELD | DB

- Freshman All-America third team (Athlon)
- Freshman All-SEC (Athlon, Gridiron Now)

MARQUIS HAYNES | DE

- All-SEC third team (Athlon, Phil Steele)

VAN JEFFERSON | WR

- Freshman All-America third team — all-purpose (Athlon)
- Freshman All-SEC (Coaches, Gridiron Now)
- Freshman All-SEC second team (Athlon)

BENITO JONES | DT

- Freshman All-America third team (Athlon)
- Freshman All-SEC (Athlon, Gridiron Now)

JAYLON JONES | DB

- Freshman All-America (PFF, Rivals)
- Freshman All-America second team (Athlon, Campus Insiders)
- Freshman All-SEC (Coaches, Athlon, Gridiron Now)

JALEN JULIUS | DB

- Freshman All-SEC second team (Athlon)

CHAD KELLY | QB

- All-SEC first team (PFF)
- All-SEC second team (Coaches, AP)
- All-SEC third team (Athlon)

GREG LITTLE | OT

- Freshman All-America (Rivals)
- Freshman All-SEC (Coaches)
- Freshman All-SEC second team (Athlon)

GARY WUNDERLICH | K

- All-America third team (AP, College Sports Madness)
- All-SEC second team (Coaches, AP, Phil Steele)
- All-SEC third team (Athlon)

THE SOUTHEASTERN CONFERENCE

SEC MEDIA RELATIONS

Address: 2201 Richard Arrington Blvd. North | Birmingham, AL 35203-1103
Office Phone Number: 205.458.3010 | Office Fax Number: 205.458.3030

WEEKLY TELECONFERENCES

The 14 SEC coaches will be featured on a weekly teleconference each Wednesday from 10 a.m. - 12:10 p.m. (CT) beginning August 30 and concluding November 22. Media representatives wishing to participate in the teleconference should consult the league's weekly release or contact the SEC Media Relations Office for further details.

A replay of each week's teleconference can be heard on the SEC's web site, www.secdigitalnetwork.com.

Each coach will appear on the teleconference for 10 minutes, according to the following schedule (All Times Central):

10:00 a.m.	Ed Orgeron, LSU
10:10 a.m.	Kirby Smart, Georgia
10:20 a.m.	Jim McElwain, Florida
10:30 a.m.	Derek Mason, Vanderbilt
10:40 a.m.	Nick Saban, Alabama
10:50 a.m.	Butch Jones, Tennessee
11:00 a.m.	Bret Bielema, Arkansas
11:10 a.m.	Barry Odom, Missouri
11:20 a.m.	Hugh Freeze, Ole Miss
11:30 a.m.	Kevin Sumlin, Texas A&M
11:40 a.m.	Mark Stoops, Kentucky
11:50 a.m.	Dan Mullen, Mississippi State
12:00 p.m.	Will Muschamp, South Carolina
12:10 p.m.	Gus Malzahn, Auburn

SEC EMAIL LIST

Information on SEC football will be e-mailed periodically throughout the season to accredited media around the country. To be added to the SEC Football e-mail list, please e-mail the SEC Media Relations Office at cdunlap@sec.org.

SEC ON THE WEB

The media and general public can obtain information on the Southeastern Conference on the Internet at www.secdigitalnetwork.com. There is also a media-only site that includes the latest SEC releases, photos, logos, standings, statistics, game previews, rosters, game releases, postgame statistics and notes. For login code and password information on the media site, please contact the SEC Media Relations Department.

For login code and password information on the media site, please contact the SEC Media Relations Department.

SEC HISTORY

The Southeastern Conference begins its 85th season of play in 2017. The league began play in 1933 with 13 schools - Alabama, Auburn, Florida, Georgia, Georgia Tech, Kentucky, LSU, Ole Miss, Mississippi State, Sewanee, Tennessee, Tulane and Vanderbilt.

Alabama won the league's first conference title in 1933 by virtue of its 5-0-1 conference record.

Sewanee left the conference following the 1940 season while Georgia Tech left after the 1963 season and Tulane followed after the 1965 campaign. Arkansas and South Carolina entered the SEC prior to the 1992 season and Missouri and Texas A&M joined in 2012.

The SEC was the first conference to split into two divisions and have its regular season culminate in a conference championship game. The first SEC Championship Game was held on Dec. 5, 1992 at Legion Field in Birmingham, Ala.

The SEC sponsors championships in 21 sports - 12 women's sports and nine men's sports. They include baseball, men's and women's basketball, men's and women's cross country, equestrian, football, men's and women's golf, gymnastics, soccer, softball, men's and women's swimming and diving, men's and women's tennis, men's and women's indoor and outdoor track and field and volleyball.

The SEC's mission statement reflects the priorities of the league. "The purpose of the Southeastern Conference is to assist its member institutions in the maintenance of programs of intercollegiate athletics which are compatible with the highest standards of education and competitive sports."

2016 SEC NOTES

- The SEC is the only conference in college football history to send at least 10 teams to bowl games in four consecutive seasons (2013-2016).
- The SEC sent 12 teams to the postseason for the second time in the last three seasons. No other league has ever sent that many in a single year.
- In the stands, the SEC remained the national leader in attendance (77,565 fans per game, down 1 percent from a record-breaking 2015 season).
- Since Florida in Jan. 2007, four different teams from the SEC have played for the national title - all of them with multiple appearances.
- For the 10th time in the last 11 seasons, a team from the SEC has now advanced to the national championship game.
- The SEC has now won 22 games in the last three postseasons, a national record.
- The SEC Championship on December 3 was the highest-rated and most-watched Conference Championship game - as it has been every year since 2007 - averaging 11.1 million viewers and a 6.6/15 HH rating/share.
- For the eighth consecutive year the SEC ON CBS was the highest-rated regular season college football package on any network. CBS Sports' national coverage of SEC football averaged a national household rating/share of 3.4/8 topping all other networks. The 2016 SEC ON CBS season averaged more viewers than any college football network package with an average of 5.7 million viewers. The 17-game SEC ON CBS slate delivered four of the Top 10 most-watched games of the regular-season.
- Five of the Top 10 highest rated games across all networks in 2016 involved a team from the SEC.

2016 SEC Football - Led Nation With:

- Most teams in postseason bowl games
- Most First Team All-Americans
- Most Overall All-Americans
- Most non-conference Top 25 victories
- Most non-conference Top 25 opponents
- Most teams ranked in Top 10 during the season
- Most teams in final Top 25 polls

SEC STAFF

GREG SANKEY
COMMISSIONER



HERB VINCENT
ASSOCIATE
COMMISSIONER



CHUCK DUNLAP
DIRECTOR OF
COMMUNICATIONS
(Football Contact)



CRAIG PINKERTON
DIRECTOR OF
COMMUNICATIONS



TAMMY WILSON
DIRECTOR OF
COMMUNICATIONS



BEN BEATY
ASSISTANT DIRECTOR OF
COMMUNICATIONS



JILL SKOTARCZAK
ASSISTANT DIRECTOR OF
COMMUNICATIONS



2016 FINAL SEC STANDINGS

EASTERN DIVISION

	SEC	PCT.	PF	PA
2 - Florida	6-2	.750	196	123
Tennessee	4-4	.500	287	295
Georgia	4-4	.500	167	192
Kentucky	4-4	.500	185	237
South Carolina	3-5	.375	126	168
Vanderbilt	3-5	.375	162	162
Missouri	2-6	.250	181	280

WESTERN DIVISION

	SEC	PCT.	PF	PA
1 - Alabama	8-0	1.000	304	118
Auburn	5-3	.625	210	147
LSU	5-3	.625	218	141
Texas A&M	4-4	.500	252	242
Arkansas	3-5	.375	214	298
Mississippi State	3-5	.375	234	272
Ole Miss	2-6	.250	234	295

1 - SEC & Western Division Champion

2 - Eastern Division Champion & SEC Championship Game Representative

SEC CHAMPIONSHIP GAME

Dec. 3, 2016 • Atlanta, Ga. • Georgia Dome • 74,632
Alabama 54, Florida 16

	ALL	PCT.	PF	PA
9-4	.692	311	218	
9-4	.692	473	375	
8-5	.615	319	312	
7-6	.538	390	407	
6-7	.462	270	344	
6-7	.462	299	312	
4-8	.333	377	378	

2016-17 SEC BOWL RESULTS

St. Petersburg Bowl
Mississippi State 17, Miami (OH) 16
Dec. 26, 2016 • 15,717
St. Petersburg, Fla.

Camping World Independence Bowl
NC State 41, Vanderbilt 17
Dec. 26, 2016 • 28,995
Shreveport, La.

AdvoCare V100 Texas Bowl
Kansas State 33, Texas A&M 28
Dec. 28, 2016 • 68,412
Houston, Texas

Birmingham Bowl
South Florida 46, South Carolina 39
Dec. 29, 2016 • 31,229
Birmingham, Ala.

Belk Bowl
Virginia Tech 35, Arkansas 24
Dec. 29, 2016 • 46,902
Charlotte, N.C.

Autozone Liberty Bowl
Georgia 31, TCU 23
Dec. 30, 2016 • 51,087
Memphis, Tenn.

Franklin Mortgage Music City Bowl
Tennessee 38, Nebraska 24
Dec. 30, 2016 • 68,496
Nashville, Tenn.

TaxSlayer Bowl
Georgia Tech 33, Kentucky 18
Dec. 31, 2016 • 43,102
Jacksonville, Fla.

Buffalo Wild Wings Citrus Bowl
LSU 29, Louisville 9
Dec. 31, 2016 • 46,063
Orlando, Fla.

Outback Bowl
Florida 30, Iowa 3
Jan. 2, 2017 • 51,119
Tampa, Fla.

Allstate Sugar Bowl
Oklahoma 35, Auburn 19
Jan. 2, 2017 • 54,077
New Orleans, La.

Chick-fil-A Peach Bowl (Semifinal)
Alabama 24, Washington 7
Dec. 31, 2016 • 75,996
Atlanta, Ga.

CFP National Championship Game
Clemson 35, Alabama 31
Jan. 9, 2017 • 74,512
Tampa, Fla.

2017-18 SEC BOWL TIE-INS

Birmingham Bowl
SEC vs. American
Sat., Dec. 23 • 11:00 a.m. • ESPN

Independence Bowl
SEC vs. ACC/Notre Dame
Wed., Dec. 27 • 12:30 p.m. • ESPN

Texas Bowl
SEC vs. Big 12
Wed., Dec. 27 • 8:00 p.m. • ESPN

Belk Bowl
SEC vs. ACC/Notre Dame
Fri., Dec. 29 • 12:00 p.m. • ESPN

Franklin American Mortgage Music City Bowl
SEC vs. ACC/Big Ten/Notre Dame
Fri., Dec. 29 • 3:30 p.m. • ESPN

Goodyear Cotton Bowl Classic
At-Large vs. At-Large
Fri., Dec. 29 • 7:30 p.m. • ESPN

TaxSlayer Bowl
SEC vs. Big Ten/ACC/Notre Dame
Sat., Dec. 30 • 11:00 a.m. • ESPN

AutoZone Liberty Bowl
SEC vs. Big 12
Sat., Dec. 30 • 11:30 a.m. • ABC

Playstation Fiesta Bowl
At-large vs. At-large
Sat., Dec. 30 • 3:00 p.m. • ESPN

Capital One Orange Bowl
ACC vs. SEC/Big Ten/Notre Dame
Sat., Dec. 30 • 7:00 p.m. • ESPN

Outback Bowl
SEC vs. Big Ten
Mon., Jan. 1 • 11:00 a.m. • ESPN2

Chick-fil-A Peach Bowl
At-large vs. At-large
Mon., Jan. 1 • 11:30 a.m. • ESPN

Citrus Bowl
SEC vs. ACC
Mon., Jan. 1 • 12:00 p.m. • ABC

Allstate Sugar Bowl
Playoff Semifinal
Mon., Jan. 1 • 7:30 p.m. • ESPN

Rose Bowl
Playoff Semifinal
Mon., Jan. 1 • 4 p.m. • ESPN

National Championship
(Tampa, Florida)
Semifinal Winners
Mon., Jan. 8 • 7:00 p.m. • ESPN

OLE MISS TEAM STATS AND RANKINGS

Scoring Offense (4th in SEC, 42nd in NCAA)	32.6 ppg
Scoring Defense (14th in SEC, 100th in NCAA)	34.0 ypg
Total Offense (3rd in SEC, 26th in NCAA)	464.3 ypg
Total Defense (13th in SEC, 11th in NCAA)	479.7 ypg
Passing Offense (1st in SEC, 13th in NCAA)	314.9 ypg
Passing Defense (7th in SEC, 48th in NCAA)	214.9 ypg
Rushing Offense (12th in SEC, 95th in NCAA)	149.4 ypg
Rushing Defense (14th in SEC, 120th in NCAA)	246.3 ypg
Kickoff Returns (5th in SEC, 35th in NCAA)	22.7 yds/ret
Punt Returns (13th in SEC, 98th in NCAA)	6.0 yds/ret
Pass Efficiency (4th in SEC, 42nd in NCAA)	138.2 Eff.
Net Punting (9th in SEC, 45th in NCAA)	38.3
Turnover Margin (11th in SEC, 85th in NCAA)	-0.25
First Downs (2nd in SEC, 34th in NCAA)	24.8 pg
First Downs Allowed (8th in SEC, 74th in NCAA)	22.5 pg
3rd Down Conversions (9th in SEC, 68th in NCAA)	40.2%
Opp. 3rd Down Conv. (10th in SEC, 85th in NCAA)	41.7%
4th Down Conversions (11th in SEC, 112th in NCAA)	37.5%
Opp. 4th Down Conv. (13th in SEC, 113th in NCAA)	64.3%
Tackles For Loss (9th in SEC, 70th in NCAA)	5.7 pg
Sacks By (11th in SEC, 96th in NCAA)	1.67 pg
Fewest Sacks Against (11th in SEC, 73rd NCAA)	2.17 pg
Fewest Penalty Yards (3rd in SEC, 17th in NCAA)	43.3 ypg
Field Goal Accuracy (1st in SEC)	95.7%
PAT Kicking (T12th in SEC)	95.3%
Time of Possession (13th in SEC)	25:56 mpg

INDIVIDUAL STATS AND RANKINGS

• RUSHING YARDS

1. Kamryn Pettway (Auburn) - 11th in NCAA..... 122.4 ypg

• RECEIVING YARDS

1. J'Mon Moore (Missouri) - 31st in NCAA..... 84.3 ypg
2. Evan Ingram (Ole Miss) - 32nd in NCAA..... 84.2 ypg

• RECEPTIONS

1. Christian Kirk (Texas A & M) - 19th in NCAA.....6.4 ypg
2. Evan Ingram (Ole Miss) - 30th in NCAA5.9 ypg

• ALL PURPOSE YARDS

1. Derrius Guice (LSU) - 19th in NCAA..... 143.0 ypg

• PASSING YARDS

1. Chad Kelly (Ole Miss) - 9th in NCAA..... 306.4 ypg

• PASS EFFICIENCY

1. Joshua Dobbs (Tennessee) - 20th in NCAA..... 150.6
2. Chad Kelly (Ole Miss) - 27th in NCAA 147.4

• TOTAL OFFENSE

1. Chad Kelly (Ole Miss) - 7th in NCAA..... 343.3 ypg

• PUNTING

1. Johnny Townsend (Florida) - 1st in NCAA..... 47.9 ypp
5. Will Gleeson (Ole Miss)..... 44.1 ypp

• SCORING

1. Daniel Carlson (Auburn) - 5th in NCAA..... 10.3 ypg
2. Gary Wunderlich (Ole Miss) - 26th in NCAA..... 8.9 ypg

• FIELD GOALS

1. Daniel Carlson (Auburn) - 1st in NCAA..... 2.15 pg
2. Gary Wunderlich (Ole Miss) - 5th in NCAA 1.83 pg

• FIELD GOAL PERCENTAGE

1. Gary Wunderlich (Ole Miss) - 1st in NCAA 95.7%

• TACKLES

1. Zach Cunningham (Vanderbilt) - 17th in NCAA..... 9.6 pg
10. DeMarquis Gates (Ole Miss) 7.2 pg

• TACKLES FOR LOSS

1. Ryan Anderson (Alabama) - 31st in NCAA 1.27 pg

• PASSES DEFENDED

1. Aarion Penton (Missouri) - 10th in NCAA 1.38 pg

• FUMBLES FORCED

1. Josh Allen (Kentucky) - 14th in NCAA 0.31 pg
4. Marquis Haynes (Ole Miss) - 27th in NCAA 0.25 pg

* Note: The NCAA does not rank all of the statistical categories listed above.

OLE MISS SEC STATISTICAL CHAMPIONS - TEAM

RUSHING DEFENSE

Year	Games	Plays	Gain	Loss	Net	Avg
1954	10	374	1274	373	901	90.1
1960	10	386	1315	434	881	88.1
1963	9	316	1000	301	699	77.7
1966	10	408	1231	490	741	74.1
1993	11	463	1584	457	1127	102.5

PASSING DEFENSE

Year	Games	Att	Comp	Pct	Int	Yards	Avg	TD
1956	10	118	48	.407	21	506	50.6	1
1961	10	149	58	.389	13	649	64.9	1
1962	9	146	60	.411	7	670	74.4	2
1963	9	123	47	.382	13	522	58.0	3
1994	11	300	134	.450	19	1707	155.2	13
2001	11	275	136	.495	12	1774	161.3	12

TOTAL DEFENSE

Year	Games	Plays	Gain	Loss	Net	Avg
1954	10	536	901	822	1723	172.3
1956	10	572	1449	506	1955	195.5
1962	9	446	610	670	1280	142.2
1963	9	439	699	522	1221	135.7
1986	11	777	1661	1484	3145	285.9
1993	11	724	1127	1453	2580	234.6

RUSHING OFFENSE

Year	Games	Att	Yards	Avg	Year	Games	Att	Yards	Avg
1949	10	531	2529	252.9	1960	10	475	2283	228.3
1957	10	582	3063	306.3	1961	10	472	2362	236.2
1958	10	503	2096	209.6	1962	9	467	2152	239.2
1959	10	528	2394	239.4					

PASSING OFFENSE

Year	Games	Att	Comp	Pct	Int	Yards	Avg	TD
1949	10	149	67	.499	20	1335	133.5	7
1954	10	175	81	.436	9	1554	155.4	10
1956	10	173	79	.457	16	1215	121.5	7
1959	10	170	81	.476	16	1215	121.5	7
1961	10	202	109	.540	8	1827	182.7	19
1963	9	191	104	.545	12	1506	167.3	17
1980	11	295	164	.556	20	2045	185.9	13
2003	13	449	282	.628	10	3718	286.0	31
2015	13	489	318	.650	14	4351	334.7	35
2016	12	483	289	.598	14	3779	314.9	27

TOTAL OFFENSE

Year	Games	Plays	Rush	Pass	Total	Avg
1949	10	680	2529	1335	3864	386.4
1951	10	701	2796	930	3726	372.6
1952	10	748	2429	1404	3883	388.3
1954	10	664	2321	1554	3875	387.5
1955	10	609	2294	1102	3396	339.6
1957	10	666	3063	499	3562	356.2
1959	10	698	2394	1295	3690	368.6
1960	10	646	2283	1343	3626	362.6
1961	10	674	2362	1827	4189	418.9
1962	9	628	2153	1228	3281	364.5
1963	9	602	1438	1506	2944	326.9
1980	11	829	2241	2045	4286	389.6
2003	13	940	1913	3718	5631	433.2
2015	13	952	2380	4351	6731	517.8

SCORING OFFENSE

Year	Games	Points	Avg
1954	10	283	28.3
1955	10	251	25.1
1957	10	232	23.2
1959	10	329	32.9
1960	10	266	26.6
1961	10	326	32.6
1963	9	207	23.0
2003	13	442	34.0
2015	13	531	40.8

SCORING DEFENSE

Year	Games	Points	Avg
1954	10	47	4.7
1959	10	21	2.1
1963	9	33	3.7
1993	11	142	12.9
2014	13	208	16.0

PASS EFFICIENCY OFFENSE

Year	Games	Att	Comp	Int	Pct	Yards	TD	Effic
2003	13	449	282	10	.628	3718	31	150.7

NET PUNTING

Year	Punts	Yds	Avg	No/Ret	Yds/Ret	Avg
1984	66	2907	44.0	22	139	44.9
1989	62	2430	39.2	15	63	38.2
1990	54	2088	38.7	17	39	37.9
2003	60	2574	42.9	23	233	39.0

KICKOFF RETURNS

Year	No	Yds	Avg	TD
1986	32	691	21.6	1
2001	33	805	24.4	1
2003	36	853	23.7	0

3RD DOWN CONVERSIONS

Year	Games	Conv	Att	Pct.
2000	11	75	164	45.7
2003	13	83	182	45.6

4TH DOWN CONVERSIONS

Year	Games	Conv	Att	Pct.
2012	13	13	18	72.2

FIELD GOALS

Year	Games	Made	Att	Pct
1999	11	14	16	.875
2003	13	25	29	.862
2010	12	16	18	.889
2016	12	22	23	.957

PAT KICKING

Year	Games	Made	Att	Pct
1999	11	36	36	1.000
2003	13	49	49	1.000
2008	13	52	52	1.000
2012	13	49	49	1.000
2015	13	66	66	1.000

SACKS

Year	Games	Sacks	Yards	Avg/G
2008	13	38	292	2.9

FEWEST SACKS AGAINST

Year	Games	Sacks	Yards
2000	11	7	50
2001	11	10	65
2010	12	14	81

RED ZONE OFFENSE

Year	Games	Scores	Pct.	TDs	FGs	TurnO
2012	13	41-45	91.1	30	11-14	1

OPPONENT 3RD DOWN CONVERSIONS

Year	Games	Conv	Att	Pct.
2014	13	65	197	33.0

OLE MISS SEC STATISTICAL CHAMPIONS - INDIVIDUAL

RUSHING CHAMPIONS

Year	Name	Att	Gain	Loss	Net	Avg	TD
1949	John Dottley	208	1355	43	1312	6.3	14
1950	John Dottley	191	1057	50	1007	5.3	14
1959	Charlie Flowers	141	742	9	733	5.2	11
1967	Steve Hindman	215	844	15	829	3.9	5

PASSING CHAMPIONS

Year	Name	Comp	Att	Int	Pct	Yds	TD
1947	Charlie Conerly	133	233	7	.570	1367	18
1956	Ray Brown	40	84	8	.476	653	4
1959	Jake Gibbs	46	94	2	.489	755	6
2003	Eli Manning	275	441	10	.624	3600	29
2015	Chad Kelly	298	458	13	.651	4042	31
2016	Chad Kelly	205	328	8	.625	2758	19

RECEIVING CHAMPIONS

Year	Name	No	Yds	Avg	TD
1947	Barney Poole	52	513	9.9	8
1949	Jack Stribling	22	598	27.2	5
2009	Shay Hodge	70	1135	16.2	8
2015	Laquon Treadwell	82	1153	14.1	11

ALL-PURPOSE CHAMPIONS

Year	Name	Rush	Rec	KR	PR	Total	Avg.
1999	Deuce McAllister	809	201	652	30	1692	169.2

TOTAL OFFENSE CHAMPIONS

Year	Name	Plays	Rush	Pass	Net	Avg/Play	Avg/Gm
1949	John Dottley	208	1312	0	1312	6.3	131.2
1957	Ray Brown	152	530	308	838	5.5	83.8
1959	Jake Gibbs	156	228	755	983	6.3	98.3
1972	Norris Weese	317	542	917	1459	4.6	145.9
1979	John Fourcade	319	493	1521	2014	6.3	183.1
1980	John Fourcade	411	402	1897	2299	5.6	209.0
2003	Eli Manning	489	-28	3600	3572	7.3	274.8
2015	Chad Kelly	565	500	4042	4542	8.0	349.4
2016	Chad Kelly	409	332	2758	3090	7.6	343.3

TANDEM OFFENSE CHAMPIONS

Year	Name	Rush	Pass	Rec	Total	Avg	TD Resp
1972	Norris Weese	542	917	0	1459	245.9	16

SCORING CHAMPIONS

Year	Name	TD	PAT	FG	TP
1935	Ray Hapes, HB	12	2	0	74
1938	Parker Hall, TB	11	6	0	72
1940	Merle Hapes, FB	12	0	0	72
1947	Charlie Conerly, TB	9	0	0	54
1949	John Dottley, FB	14	0	0	84
1955	Paige Cothren, FB	6	25-20	6	74
1959	Charlie Flowers, FB	11	0	0	66
2000	Deuce McAllister, RB	17	0	0	102
2003	Jonathan Nichols, PK	0	49	25	124

TOUCHDOWN RESPONSIBILITY

Year	Name	No	Rushing	Passing
1938	Parker Hall	22	11	11
2015	Chad Kelly	41	10	31

KICKOFF RETURNS LEADER

Year	Name	No	Yds	TD	Avg
1985	Willie Goodloe	22	506	0	23.0
1986	J. R. Ambrose	13	353	1	27.2
1996	John Avery	17	473	2	27.8

FIELD GOALS MADE

Year	Name	Games	Made	Att	Pct
2004	Jonathan Nichols	11	20	27	74.1

FIELD GOAL PERCENTAGE

Year	Name	Games	Made	Att	Pct
2016	Gary Wunderlich	12	22	23	95.7

PAT KICKING PCT LEADER

(SEC minimum: 32 attempts)

Year	Name	Games	Made	Att	Pct
1999	Les Binkley	11	36	36	1.000
2003	Jonathan Nichols	13	49	49	1.000
2008	Joshua Shene	13	52	52	1.000
2015	Gary Wunderlich	13	63	63	1.000

PUNTING CHAMPIONS

Year	Name	No	Yards	Avg
1964	Frank Lambert	50	2205	44.1
1968	Julian Fagan	75	3120	41.6
1977	Jim Miller	66	3029	45.9
1978	Jim Miller	76	3283	43.2
1979	Jim Miller	53	2362	44.6
1986	Bill Smith	57	2522	44.3
2010	Tyler Campbell	60	2782	46.4

INTERCEPTION CHAMPIONS

Year	Name	No	Yards	TD
1949	Bobby Wilson	10	70	0
1955	John Blalack	5	94	1
1958	Jimmy Hall	4	58	0
1965	Gerald Warfield	8	86	0
1972	Harry Harrison	9	129	0
1983	Roger Clark	4	31	0
1987	Todd Sandroni	7	47	0
1988	Todd Sandroni	7	33	1
1993	Alundis Brice	7	98	2
2013	Cody Prewitt	6	52	0
2014	Senquez Golson	10	162	1

PASSES DEFENDED

Year	Name	Games	BrUp	Int	Total
2000	Ken Lucas	11	25	5	30
2014	Senquez Golson	13	8	10	18
2015	Trae Elston	13	14	4	18

TACKLE LEADER

Year	Name	Tackles (S-A)	Sacks	TFL	Int
1993	Abdul Jackson	140 (65-75)	0 (0)	5 (19)	0
1994	Abdul Jackson	139 (77-62)	0 (0)	5 (19)	0
2005	Patrick Willis	128 (90-38)	3.0-28	9.5-42	1
2006	Patrick Willis	137(87-50)	3.0-25	11.5-44	0

SACKS LEADER

Year	Name	Solo	Ast	Yds	Total	Avg/G
2007	Greg Hardy	10	0	72	10.0	1.00

TACKLES FOR LOSS LEADER

Year	Name	Games	Solo	Ast.	Yds	Total	Avg/G
2008	Peria Jerry	12	13	10	80	18.0	1.50

HISTORY OF OLE MISS FOOTBALL

The University of Mississippi boasts a long and colorful football history, which includes the formation of the first football team in the state, as well as one of the most successful programs in the history of collegiate football.

In its 124-year history, the Ole Miss football program has claimed three national championships (1959, 1960 and 1962), six Southeastern Conference titles (1947, 1954, 1955, 1960, 1962, and 1963), and one SEC Western Division title (2003). In addition, Ole Miss has produced 58 first team All-America selections and 174 first team All-SEC selections, appeared in 37 bowl games with 24 wins, and sent more than 300 players into the professional ranks.

REBEL FOOTBALL BEGINNINGS

The beginnings of the program can be traced all the way back to 1890 when Dr. A.L. Bondurant, who would later serve as Dean of the Graduate School, urged Ole Miss students to help in the formation of an Athletic Association in the interests of football, baseball and tennis. Such a group became a reality a short while later, and in 1893, a football team was organized, with Bondurant serving as the manager-coach.

That first squad set a precedent that was to become an Ole Miss tradition, winning four of five games during that maiden season, including a 56-0 victory over Southwest Baptist University of Jackson, Tenn., in the inaugural game on Nov. 11, 1893.

Early financial matters were the responsibility of the manager. Support came largely from the Athletic Association, which was made up of a combination of students and faculty members willing to back the athletes by payment of a small fee.

Although it has never been documented, it is thought that C.D. Clark of Tufts was the first paid football coach at Ole Miss. His name appears as manager of the team, as shown in the Ole Miss Magazine, dated November 1894.

THE PRE-WWII YEARS

Prior to 1925, a total of 22 coaches took their turn as head coach at Ole Miss with only seven heading up the program for more than one season. Those early years were characterized by periods of both prosperity and difficulty: 1883-95, 12-3; 1896-1908, 24-36-1; 1909-14, 33-17-4; and 1915-24, 30-48.

Since the formation of the Athletics Committee in 1925, the Rebels have had just 14 head coaches, with three of those also handling the dual responsibility of athletic director. The establishment of the committee on a faculty-alumni basis (a student representative has since been added) seemed to re-establish alumni support for the football program and a bright future lay ahead.

Homer Hazel of Rutgers served as the head coach from 1925-29, winning 21 games, losing 22 and tying three before being succeeded by Ed Walker, a Stanford graduate, in 1930. While Walker's record was a modest 38-38-8 over his eight-year stay, he firmly established the direction of the football program. He took Ole Miss to its first bowl game in 1935, with the Rebels falling to Catholic University, 20-19 in the Orange Bowl. He also



First Ole Miss All-American Bruiser Kinard (left)

coached the Rebels' first All-America first-teamer, Bruiser Kinard, in 1936. Kinard, who also earned All-America first-team honors in 1937, would be the first of 46 Rebels to earn the prestigious national accolade.

Under Walker's tenure, Ole Miss took another step to help cement a solid future for Rebel football and other athletic teams when they became a charter member of the SEC in 1933. The Rebels have competed in the league ever since. Prior to joining the SEC, Ole Miss had competed in the Southern Conference from 1922-32.

Harry Mehre, from Notre Dame, became the head coach in 1938 and put together a pre-war record of 39-26-1, which included several notable victories. Mehre led Ole Miss to its first ever victory over Vanderbilt in 1939, its first win in 11 years over LSU in 1938, and its first win over Tulane in 25 seasons in 1941.

The post-war period would prove to be the Rebels' most glorious era as C.M. "Tad" Smith, a member of the Ole Miss athletic family since 1929, succeeded Mehre as director of athletics. Smith would serve as athletic director for 25 years before retiring on Feb. 1, 1971.

Harold (Red) Drew of Bates was brought in as head coach in 1946 and Ole Miss football stood on the verge of becoming one of the most powerful and respected programs in the country. A long-time assistant coach at Alabama, Drew remained at Ole Miss just one season before returning to Tuscaloosa as head coach, but his brief stay would prove to change the course of Rebel football.

VAUGHT PLACES OLE MISS ON NATIONAL FOOTBALL MAP

John Vaught, a line coach under Drew and a former All-American at TCU, remained in Oxford as head coach in 1947 and led the Ole Miss program to national prominence over the next 24 years.

In his first season at the helm in 1947, the Rebels posted a 9-2 record and won the first of six SEC crowns (1947, 1954, 1955, 1960, 1962, 1963). That 1947 season also saw Ole Miss great Charlie Conerly become the first Rebel player to be a contender for the Heisman

Trophy, placing fourth in the voting for the prestigious honor. Vaught's first year proved to be a sign of good things to come for Ole Miss. During his 24-year tenure, the Rebels would have only one losing campaign.

Vaught's squads, however, didn't stop at just winning league titles. The Rebels also claimed three

SIX SEC TITLES

1947	9-2
1954	9-2
1955	10-1
1960	10-0-1
1962	10-0
1963	7-1-2

Ole Miss

TRADITION OF EXCELLENCE

- ✓ 3 National Titles
- ✓ 6 SEC Championships
- ✓ 1 SEC Western Division Championship
- ✓ 58 First Team All-America Selections
- ✓ 290 Professional Draft Selections
- ✓ Ranks T-20th Nationally with 37 Bowl Appearances
- ✓ Ranks 11th Nationally with 24 Bowl Victories and Second in Winning Percentage (.649)
- ✓ 174 First Team All-SEC Selections

national championships in 1959, 1960 and 1962. Ole Miss won the 1959 Dunkel System national crown, the 1960 Football Writers Association of America, Dunkel System, Williamson System national championships, and the 1962 Litkenhous Ratings national title. Vaught's 1959 squad, which was honored as the "SEC Team of the Decade," was ranked the third best collegiate football team from 1956 to 1995, according to the Jeff Sagarin Ratings released in January of 1996.

The Rebels were also among the winningest programs in the country under Vaught during the 1950s

and 1960s. From 1950-59, Ole Miss posted an 80-21-5 record (.778 winning percentage). The 80 wins and 77.8 winning percentage were second to only Oklahoma during that decade. In the 1960s, Vaught guided the Rebels to a 72-20-6 record and a 76.5 winning percentage, which was the fourth best during that decade.

Under Vaught's guidance, Ole Miss made Hemingway Stadium (later named Vaught-Hemingway Stadium) one of the toughest places in the nation for opposing teams to play. In his 24 seasons at the helm, Vaught's teams compiled an impressive 57-6-2 record in Ox-

ford for an astounding 89.2 winning percentage. From 1952-1964, the Rebels put together an incredible 34-game homefield unbeaten streak (33-0-1), including 21-straight victories from 1952-59.

In the 1950s and 1960s under Vaught, Ole Miss was a fixture in the national polls. The Rebels were ranked atop the Associated Press poll for three weeks during the 1960 season and one week during the 1961 campaign. In 1964, Ole Miss was ranked preseason No. 1 in the Associated Press poll.

Vaught also made going to postseason play the norm rather than the exception for the Rebel football program. Ole Miss played in 15 consecutive bowl games from 1957-71 which, at that time, was a national record. In all, Vaught led Ole Miss to 18 bowl game appearances, posting a 10-8 record in those contests. For his efforts, Vaught was named SEC Coach of the Year six times (1947, 1948, 1954, 1955, 1960, 1962).

During his time at the helm, Vaught coached some of the best players ever to wear the Red & Blue. In 24 seasons, Vaught produced 26 All-America first-teamers. He also coached four players who finished in the top five in the Heisman Trophy voting. Along with Conerly in 1947, Charlie Flowers (5th in 1959), Jake Gibbs (3rd in 1960) and Archie Manning (4th in 1969, 3rd in 1970) were in the running for college football's top honor.

Failing health forced Vaught to resign his position in 1970 and the reins of the Ole Miss football program were turned over to Billy Kinard.

REBEL NATIONAL CHAMPIONSHIP TEAMS



The 1959 Ole Miss Rebels
National Champions: Berryman, Dunkel and Sagarin



The 1960 Ole Miss Rebels
National Champions: Football Writers, Billingsley, DeVold, Dunkel, Football Research, National Championship Foundation and Williamson



The 1962 Ole Miss Rebels
National Champions: Billingsley, Litkenhous and Sagarin

THE POST-VAUGHT YEARS

Kinard became the first Ole Miss alumnus to lead the football program, while Frank "Bruiser" Kinard, an offensive line coach under Vaught since 1948, was named to replace Smith as athletic director that same year.

The Rebels went 16-9 under Billy Kinard, including a 10-2 record and a 41-18 Peach Bowl victory over Georgia Tech in his first year in 1971. Kinard's 10 victories in '71 are tied for fourth most by a first-year head coach in NCAA Division I history.

Kinard coached the Rebels through the 1972 campaign and the third contest of the 1973 season before startling developments following the Sept. 22, 1973, game with Memphis State saw both Kinards replaced by Vaught. Vaught returned to the field to guide the Rebels through the remainder of the 1973 season while also taking on the responsibility of athletic director.

Following the 1973 football campaign, Vaught resigned once again as head coach, but remained on as athletic director. His final record with the Rebels was an amazing 190-61-12. The 190 victories still rank Vaught among the top 25 winningest coaches in NCAA Division I history, and he is the seventh-winningest coach in SEC history behind Bear Bryant's (Alabama) 323 wins, Lou Holtz's (South Carolina) 249 wins, Steve Spurrier's (Florida/South Carolina) 228 wins, Nick Saban's (LSU/Alabama) 210 wins and Vince Dooley's (Georgia) 201 victories. In 1979, Vaught was inducted in the National College Football Hall of Fame.

Ken Cooper, an assistant under Kinard since 1971, was named head coach on Jan. 17, 1974, and took Ole Miss through the 1977 season. Cooper compiled a 21-23 record during his four years at the helm, and his tenure is probably best remembered for one hot and humid day in

OLE MISS AND THE HEISMAN TROPHY VOTE

1947

1. John Lujack, Notre Dame
2. Bob Chappuis, Michigan
3. Doak Walker, Southern Methodist
4. **CHARLIE CONERLY, OLE MISS**
5. Harry Gilmer, Alabama

1959

1. Billy Cannon, LSU
2. Richie Lucas, Penn State
3. Don Meredith, Southern Methodist
4. Bill Burrell, Illinois
5. **CHARLIE FLOWERS, OLE MISS**

1960

1. Joe Bellino, Navy
2. Tom Brown, Minnesota
3. **JAKE GIBBS, OLE MISS**
4. Ed Dyas, Auburn
5. Bill Kilmer, UCLA

1969

1. Steve Owens, Oklahoma
2. Mike Phipps, Purdue
3. Rex Kern, Ohio State
4. **ARCHIE MANNING, OLE MISS**
5. Mike Reid, Penn State

1970

1. Jim Plunkett, Stanford
2. Joe Theismann, Notre Dame
3. **ARCHIE MANNING, OLE MISS**
4. Steve Worster, Texas
5. Rex Kern, Ohio State

2003

1. Jason White, Oklahoma
2. Larry Fitzgerald, Pittsburgh
3. **ELI MANNING, OLE MISS**
4. Chris Perry, Michigan
5. Darren Sproles, Kansas State



Charlie Conerly




Charlie Flowers



Jake Gibbs



Archie Manning



Eli Manning



(Photo courtesy of the Downtown Athletic Club of New York City, Inc.)

September 1977. In one of the most memorable games in Rebel football history, Ole Miss upset Notre Dame, 20-13 in Mississippi Memorial Stadium on Sept. 17, 1977, in Jackson. That loss was the Irish's lone setback of the 1977 campaign, as Notre Dame finished the season with an 11-1 record and claimed the national title.

Following the 1977 season, Steve Sloan was hired as the new Rebel boss and began his five-year stint in 1978. Sloan posted a 20-34 record from 1978-82.

BREWER RETURNS

After stepping outside the Ole Miss family football tree the previous nine seasons, Ole Miss looked for a familiar face to lead the football program, and the Rebels found that person when Billy Brewer returned to Oxford to take over as head coach in December of 1982.

In his first season in 1983, Brewer put the Ole Miss program on the road back to national prominence. Brewer guided the Rebels to their first winning regular season since 1977 with a 7-4 mark. The Rebels received their first bowl game invitation since 1971 and met Air Force in the Independence Bowl. Ole Miss dropped a 9-3 decision to the Falcons and finished with a 7-5 record.

Brewer followed his first season with 10 more at the helm of the Rebel program. During his tenure, he led the Rebels to five more winning seasons and four additional bowls, including Ole Miss' 1990 New Year's Day Gator Bowl appearance. The Jan. 1 bowl game was the program's first since 1969. Brewer was named SEC Coach of the Year in 1986 (8-3-1 record) and 1990 (9-3 record), and the 1986 season saw the Rebels return to the national rankings for the first time in over a decade. In his 11 seasons, Brewer also led Ole Miss to eight Egg Bowl victories over rival, Mississippi State.

Brewer coached 11 years (1983-93) and compiled a 67-56-3 record, making him the second winningest Ole Miss football coach behind Vaught. Brewer was dismissed just prior to the 1994 season, and Joe Lee Dunn took over as interim coach, directing the Rebels to a 4-7 record under difficult circumstances.

REBELS ON THE RISE

In the mid-1990s Ole Miss football was somewhat down, but not out, and it needed a boost of energy to revitalize the program. On Dec. 2, 1994, Tommy Tuberville was selected as the coach in charge of getting the Rebels on the right track.

After serving as an assistant coach on the collegiate level for nine seasons (eight at Miami and one at Texas A&M), Tuberville began creating excitement in his first season in 1995, finishing the campaign with a 6-5 record and a Egg Bowl victory over Mississippi State.

That excitement grew to a fever pitch in 1997, when Ole Miss recorded its best season since 1992 with an 8-4 record, a thrilling 15-14 Egg Bowl victory and a Motor City Bowl win over Marshall. The bowl appearance was the program's first since 1992, and the Rebels earned a final national ranking of No. 22 in both polls.

The revitalized Ole Miss program continued its winning ways in 1998, despite a coaching change following the regular season. David Cutcliffe took over as head coach on Dec. 2, 1998. Cutcliffe, who came to Ole Miss from his offensive coordinator post at Tennessee, took over the reins just 29 days before the Rebels' Sanford Independence Bowl date versus Texas Tech. Despite the short preparation time for the game, Cutcliffe led the Rebels to a 35-18 victory over the Red Raiders, quite arguably the biggest upset of the 1998 bowl season.

OFFENSIVE FIREWORKS OVER OXFORD

Cutcliffe, who is recognized as one of the top offensive minds in collegiate football, brought a high-powered offensive style that had Rebel fans waiting with anticipation for each season to start.

In his six seasons, the Rebels averaged more than 350 points per year, including shattering the then-record for points scored in a season during the 2003 campaign with 442. The previous mark was 391 points by the 2001 squad. During Cutcliffe's tenure, the Rebels set numerous game, season and career records.

Cutcliffe's football philosophy also translated into wins for the Rebel program. Under Cutcliffe, Ole Miss

posted 44 overall victories, including four wins in the postseason.

In the time from 1997-2003, the Rebels played in six bowl games, which tied them with Arkansas for the most bowl appearances among SEC Western Division schools during that span. The only SEC teams that made bowl appearances all seven years were Florida, Georgia and Tennessee, all Eastern Division squads.

In 2003, Cutcliffe guided the Rebels, who many picked to finish fifth in the SEC's Western Division, to a 10-3 overall mark and a share of the SEC West title with eventual BCS National Champion LSU. The title was the Rebels' first league football title of any sort since winning the conference crown in 1963. Following their 31-28 victory over Oklahoma State in the SBC Cotton Bowl Classic, the Rebels ended the 2003 campaign with a No. 13 national ranking. It was Ole Miss' first New Year's bowl since the 1991 Gator Bowl against Michigan.

Cutcliffe preceded his 2003 campaign with four winning seasons in 1999 (8-4), 2000 (7-5), 2001 (7-4) and 2002 (7-6), becoming the first Rebel mentor since Harry Mehre (1938-41) to post winning marks in his first

37 BOWL APPEARANCES

Bluebonnet Bowl.....	1964, 1966
BBVA Compass Bowl.....	2013
Cotton Bowl.....	1956, 1962, 2003, 2009, 2010
Delta Bowl.....	1948
Gator Bowl	1958, 1971, 1991
Independence Bowl	1983, 1986, 1998, 1999, 2002
Liberty Bowl.....	1965, 1968, 1989, 1992
Motor City Bowl.....	1997
Music City Bowl	2000, 2013
Orange Bowl	1936
Peach Bowl	1971, 2014
Sugar Bowl.....	1953, 1955, 1958, 1960, 1961, 1963, 1964, 1970, 2016
Sun Bowl.....	1967

five years. Cutcliffe also directed Ole Miss to four bowl appearances in his first five seasons, becoming the first of two head coaches in Ole Miss history to do so.

REBEL RECRUITING RAMPS UP

On Dec. 16, 2004, Ole Miss turned to one of college football's premier recruiters and defensive line coaches in Ed Orgeron. Orgeron took control of the Rebel program after serving the previous seven seasons as defensive line coach at the University of Southern California, where he played a key role in Pete Carroll's Trojans winning back-to-back national championships in 2003 and 2004. Orgeron also served as USC's recruiting coordinator from 2001-2004 and was named the 2004 National Recruiter of the Year by *The Sporting News* and *Rivals.com*.

Orgeron's talent as a recruiter created a buzz among Rebel fans and drew national attention when Ole Miss' 2006 signing class finished as high as ninth in the rankings. All three of his recruiting classes were listed among the best in college football.

NUTT LEADS REBELS TO CONSECUTIVE COTTON BOWLS

The Ole Miss football program sought a proven winner when Houston Nutt was introduced as the Rebels' 36th head coach on Nov. 28, 2007.

After guiding Arkansas to three SEC Western Division titles and eight bowl berths in his decade in Fayetteville, Nutt immediately reversed the Rebels' fortunes and guided Ole Miss to success that had not been experienced in Oxford in a half century.

Nutt's first two years at the helm produced consecutive nine-win seasons for the first time since 1961-62 and back-to-back January bowl victories for the first time since 1960-61.

In his first season in Oxford, Nutt led the Rebels to a 9-4 record (5-3 in the SEC), second in the West, a 47-34 win over Texas Tech in the AT&T Cotton Bowl Classic and a No. 14 final national ranking.

Rising as high as No. 4 in the national rankings in 2009, Nutt's Rebels knocked off No. 8 LSU, Tennessee and Arkansas en route to a second straight Cotton Bowl berth, in which Ole Miss prevailed over No. 18 Oklahoma State 21-7. The Rebels finished 20th in the AP poll.

MISSISSIPPI NATIVE TABBED TO RETURN TITLES

A Mississippi native, inspirational leader and one of the nation's top rising coaches, Hugh Freeze was the first choice to return championships to Ole Miss Football and was introduced as the Rebels' 37th head coach on December 5, 2011.

He is the first coach in school history to guide the Rebels to a bowl game in each of his first four seasons.

22 NFL FIRST ROUND DRAFT PICKS

1939.....	Parker Hall	1998.....	John Avery
1942.....	Merle Hapes	2001.....	Deuce McAllister
1954.....	Ed Beatty	2004.....	Eli Manning*
1961.....	Bobby Crespino	2005.....	Chris Spencer
1963.....	Jim Dunaway	2007.....	Patrick Willis
1966.....	Mike Dennis	2009.....	Michael Oher
1966.....	Stan Hindman	2009.....	Peria Jerry
1971.....	Archie Manning	2016.....	Laremy Tunsil
1985.....	Freddie Joe Nunn	2016.....	Laquon Treadwell
1990.....	Tony Bennett	2016.....	Robert Nkemdiche
1991.....	Kelvin Pritchett	2017.....	Evan Engram
1994.....	Tim Bowens		

* First Overall Pick



Ole Miss returned to the Sugar Bowl for the first time since 1970 and was crowned 2016 champion after a 48-20 victory over Oklahoma State. The Rebels made back-to-back New Year's Six bowl appearances in the first two years of the College Football Playoff system.

Among the accomplishments in Freeze's five-year tenure:

- 39-25 record
- Three bowl wins, including 2016 Sugar Bowl
- Back-to-back New Year's Six bowl appearances
- 45 weeks ranked in the nation's top 25
- Four top-15 ranked recruiting classes
- Four straight Vaught-Hemingway Stadium season ticket sellouts and season attendance records
- 121 graduated players
- Highest cumulative team grade point average in recorded history in 2016 spring semester
- Highest APR score in team history (991) in 2015-16 that ranked second in the SEC

The Rebels earned their 10th win of the 2015 season by crushing Oklahoma State in the Allstate Sugar Bowl, 48-20. The Sugar Bowl appearance was the Rebels' first since the 1969 season, and Freeze guided the team to its first 10-win campaign since 2003.

At No. 9 in the final coaches poll and No. 10 in the final Associated Press poll, Ole Miss finished with its highest national ranking since 1969.

Freeze led the Rebels to back-to-back seasons with at least nine victories for the first time since 1961-62. Ole Miss finished the regular season 9-3 overall and 6-2 in conference play to place second in the SEC West. The six SEC wins were the most by a Rebel football team since 2003.

A whopping 64 Ole Miss team and individual records were broken or tied in 2015, including most total yards (6,731), points (531), touchdowns (68) and passing yards (4,351) in a season.

Prior to the 2016 season, Vaught-Hemingway Stadium underwent a facelift that provided Rebel fans with an even greater gameday atmosphere and more seating. As part of the \$200 million Forward Together capital campaign, the south end zone added 30 luxury suites and 770 club level seats and the west suites were refinished. Closing in the north end zone seating brought stadium capacity to 64,038 and put the polishing touches on one of the nation's elite college football facilities.

11 FORMER PLAYERS AND COACHES IN THE COLLEGE FOOTBALL HALL OF FAME

1951.....	Bruiser Kinard	1989.....	Archie Manning
1965.....	Charlie Conerly	1991.....	Parker Hall
1974.....	Barney Poole	1995.....	Jake Gibbs
1979.....	John Vaught	1997.....	Charlie Flowers
1984.....	Doug Kenna	2014.....	Wesley Walls
1987.....	Thad "Pie" Vann		

NATIONAL CHAMPIONS



The 1959 Ole Miss team, which went 10-1, gave up only 21 points all season, and defeated LSU in the Sugar Bowl, was rated the third best squad since 1956 by Sagarin.

1959 OLE MISS TEAM RANKED THIRD IN SAGARIN RATINGS

Jeff Sagarin computed his list of the all-time highest-rated college football teams from 1956 to 1995. Sagarin has a weekly college football poll during each season which rates teams according to wins and losses and strength of schedule. His all-time team ratings and strength of schedule are based on Division I games only. This list was published in *USA Today* in January of 1996.

Team, Year	Rating	Record	Schd.
1. Nebraska, 1995	117.05	12-0-0	76.32
2. Nebraska, 1971	116.47	12-0-0	82.39
3. OLE MISS, 1959	109.74	10-1-0	83.95
4. Oklahoma, 1971	109.68	11-1-0	83.13
5. Ohio State, 1973	109.51	10-0-1	77.35
6. Washington, 1991	109.47	12-0-0	77.71
7. Oklahoma, 1973	109.40	10-0-1	84.79
8. Oklahoma, 1974	108.19	11-0-0	77.06
9. Southern Cal, 1972	107.66	12-0-0	79.51
10. Nebraska, 1972	106.96	9-2-1	80.28
11. Oklahoma, 1972	106.50	11-1-0	81.63
12. Florida State, 1987	106.44	11-1-0	80.61
13. Oklahoma, 1986	106.33	11-1-0	75.27
14. Notre Dame, 1966	106.32	9-0-1	77.35
15. Notre Dame, 1970	106.09	10-1-0	82.18
16. Penn State, 1994	105.82	12-0-0	79.87
17. Florida State, 1993	105.28	12-1-0	77.65
18. Alabama, 1971	104.61	11-1-0	85.31
19. Miami (Fla.), 1986	104.33	11-1-0	78.44
20. Texas, 1970	104.22	10-1-0	83.38
21. Syracuse, 1959	104.13	11-0-0	74.68
22. Notre Dame, 1988	103.86	12-0-0	80.27
23. Miami (Fla.), 1987	103.79	12-0-0	77.99
24. Nebraska, 1970	103.58	11-0-1	81.74
25. Alabama, 1973	103.41	11-1-0	76.89

TEAM CHAMPIONS

- 1959 Berryman, Dunkel, Sagarin
- 1960 Football Writers, Billingsley, DeVold, Dunkel, Football Research, National Championship Foundation, Williamson
- 1962 Billingsley, Litkenhouse, Sagarin

TEAM OFFENSE

TOTAL OFFENSE

- 1961 (418.7 yards per game)

TEAM DEFENSE

SCORING DEFENSE

- 1959 (2.1 points per game)
- 1963 (3.7 points per game)
- 2014 (16.0 points per game)

RUSHING DEFENSE

- 1963 (77.3 yards per game)

TOTAL DEFENSE

- 1954 (172.3 yards per game)
- 1962 (142.2 yards per game)
- 1993 (234.5 yards per game)

TEAM PUNTING

- 1964 (44.1 average per game)
- 1977 (43.4 average per game)
- 1979 (42.4 average per game)

NATIONAL INDIVIDUAL STATISTICAL CHAMPIONS

RUSHING

- 1949 John (Kayo) Dottley (1,312 yards on 208 carries)

PASSING

- 1947 Charlie Conerly (133-of-233, 7 INT, 1,367 yards, 18 TD)

PASSING EFFICIENCY

- 1947 Charlie Conerly (125.8)

RECEIVING

- 1947 Barney Poole (52 for 513 yards, 8 TD)

SCORING

- 1938 Parker Hall (73 points: 11 TD/7 PATs)

KICK SCORING CHAMPIONS

- 1955 Paige Cothren (38 on 20 PATs, 6 FG)
- 1958 Bob Khayat (34 on 22 PATs, 4 FG)
- 1959 Bob Khayat (40 on 25 PATs, 5 FG)

INTERCEPTIONS

- 1949 Bobby Wilson (10 for 70 yards)

PASS INTERCEPTION YARDS

- 1938 Parker Hall (128 on 7; 18.29 avg.)

PUNTING

- 1964 Frank Lambert (44.1 yards per kick; 50-2,205)
- 1977 Jim Miller (45.9 yards per kick; 66-3,029)
- 2010 Tyler Campbell (46.37 yards per kick; 60-2,782)

PUNT RETURNS

- 1940 Junie Hovious (15.1 yards per return; 33-498)

PUNT-KICKOFF RETURNS

- 1938 Parker Hall (32 for 594 yards; 18.56 avg.)

ALL PURPOSE RUNNING

- 1938 Parker Hall (129.1 yards per game; 698 Rushing, 128 Interception, 594 Kickoff Return)

TOUCHDOWNS RESPONSIBLE

- 1938 Parker Hall (22-11 rush, 11 pass)

AVERAGE GAIN PER PLAY

- 1938 Parker Hall (6.46 yards)

PASSES DEFENSED


- 2000 Ken Lucas (30.0)

SOLO TACKLES PER GAME

- 2005 Patrick Willis (9.0)

FIELD GOAL PERCENTAGE

- 2016 Gary Wunderlich (95.7, 22 of 23)



COLLEGE FOOTBALL HALL OF FAME



Bruiser Kinard
1951



Charlie Conerly
1965



Barney Poole
1974



John Vaught
1979



Doug Kenna
1984



Thad "Pie" Vann
1987




Archie Manning
1989



Parker Hall
1991



Jake Gibbs
1995



Charlie Flowers
1997



Wesley Walls
2014

PRO FOOTBALL HALL OF FAME



Bruiser Kinard
1970



Gene Hickerson
2007

TEAM OF THE CENTURY (1893-1992)



TEAM OF THE CENTURY (1893-1992)

OFFENSE

Pos.	Name	Ht.	Wt.	Years	Hometown
E	Floyd Franks	6-0	190	1968-70	Biloxi, Miss.
E	Barney Poole	6-3	220	1942, 47-48	Gloster, Miss.
OL	Jim Dunaway	6-4	260	1960-62	Columbia, Miss.
OL	Gene Hickerson	6-2	225	1955-57	Atwood, Tenn.
OL	Stan Hindman	6-3	230	1963-65	Newton, Miss.
OL	Everett Lindsay	6-5	290	1989-92	Raleigh, N.C.
OL	Marvin Terrell	6-0	210	1957-59	Indianola, Miss.
C	Dawson Prueett	6-1	269	1987-90	Mobile, Ala.
QB	Archie Manning	6-3	198	1968-70	Drew, Miss.
RB	Charlie Conerly	6-1	183	1942, 46-47	Clarksdale, Miss.
RB	John (Kayo) Dottley	6-0	198	1947-50	McGehee, Ark.
RB	Charlie Flowers	6-0	198	1957-59	Marianna, Ark.
PK	Robert Khayat	6-2	215	1957-59	Moss Point, Miss.

DEFENSE

Pos.	Name	Ht.	Wt.	Years	Hometown
DL	Bruiser Kinard	6-1	215	1935-37	Jackson, Miss.
DL	Kelvin Pritchett	6-3	266	1988-90	Atlanta, Ga.
DL	Ben Williams	6-3	253	1972-75	Yazoo City, Miss.
LB	Tony Bennett	6-2	235	1986-89	Alligator, Miss.
LB	Kenny Dill	6-4	215	1961-63	West Point, Miss.
LB	Larry Grantham	6-0	195	1957-59	Crystal Springs, Miss.
LB	Jeff Herrod	6-0	235	1984-87	Birmingham, Ala.
LB	Freddie Joe Nunn	6-5	227	1981-84	Nanih Waiya, Miss.
DB	Billy Brewer	6-0	190	1957-59	Columbus, Miss.
DB	Glenn Cannon	6-2	182	1967-69	Gulfport, Miss.
DB	Chris Mitchell	6-0	195	1987-90	Town Creek, Ala.
DB	Jimmy Patton	5-11	170	1952-54	Greenville, Miss.
DB	Todd Sandroni	6-1	200	1987-90	Shaw, Miss.
P	Jim Miller	5-11	182	1976-79	Ripley, Miss.

Coach

John Vaught, Head Coach, 1947-70, 1973

ALL-AMERICANS

FIRST TEAM SELECTIONS

- 1936 **Frank (Bruiser) Kinard**, Tackle (Camp, INS, AAB)
- 1937 **Frank (Bruiser) Kinard**, Tackle (UP, INS, NBA, NY News, Par. News, FM)
- 1938 **Parker Hall**, HB (AP, UP, NY Sun, Brooklyn Eagle, W)
- 1947 **Charlie Conerly**, TB (UP, INS, NEA, FWAA-Look, All-Players, PIC, H, W, Grange, Crisler, Smith)
Barney Poole, End (UP, Coaches, Camp, AAB, PIC, QB, NY News, Par. News, H, W)
- 1948 **Barney Poole**, End (AP, INS, All-Players, H, W, Fraley, Bill Stern)
- 1949 **John (Kayo) Dottley**, FB (KS, AAB, Colliers)
- 1952 **Kline Gilbert**, Tackle (AP, FWAA-Look, FD)
Jimmy Lear, QB (Red Grange)
- 1953 **Crawford Mims**, Guard (AP, UP, Camp, NEA, FWAA-Look, Colliers, NEC, FD, SN, W)
- 1954 **Rex Reed Boggan**, Tackle (AP)
- 1956 **Paige Cothren**, FB (College Editors)
- 1957 **Jackie Simpson**, Guard (Coaches, FWAA-Look)
- 1959 **Charlie Flowers**, FB (AP, UPI, Camp, NEA, CP, FWAA-Look, Coaches, NBC, SN, NY News, FB News)
Marvin Terrell, Guard (FWAA-Look)
- 1960 **Jake Gibbs**, QB (AP, UPI, Camp, NEA, CP, FWAA-Look, Coaches, NY News, SN, NBC, ABC, MN)
Johnny Brewer, End (ABC)
- 1961 **Billy Ray Adams**, FB (FWAA-Look)
Jim Dunaway, Tackle (FB News)
Treva Bolin, Guard (Time)
Doug Elmore, QB (CP)
- 1962 **Jim Dunaway**, Tackle (NEA, UPI, Camp, NY News, Time, CBS, SN, FB News, SI, B, Coaches)
Glynn Griffing, QB (FWAA Look)
- 1963 **Kenny Dill**, Center (FWAA-Look, FB News)
Whaley Hall, Tackle (Coaches)
- 1964 **Allen Brown**, End (AP, Time, SN)
- 1965 **Stan Hindman**, Guard (Time, NBC, SN, FB News)
Billy Clay, DB (SN)
- 1966 **Jim Urbanek**, Tackle (FB News, Hunt, Pop)
- 1967 **Jim Urbanek**, Tackle (FB News)
- 1969 **Archie Manning**, QB (FB News)
Glenn Cannon, Safety (Coaches, SN, Time)
- 1970 **Archie Manning**, QB (FB News)
- 1973 **Harry Harrison**, DB (NEA)
- 1975 **Ben Williams**, DL (Church)
- 1979 **Jim Miller**, Punter (UPI, NEA, FWAA, Camp, SN)
- 1984 **Freddie Joe Nunn**, DE (UPI, FB News)
- 1985 **Bill Smith**, Punter (FWAA, FB News, C&P)
- 1986 **Bill Smith**, Punter (Camp, C&P, IIAA)
- 1988 **Wesley Walls**, TE (AP, NCN)
- 1991 **Everett Lindsay**, OG (NFL)
- 1992 **Everett Lindsay**, OT (AP, FWAA, Athlon)
- 1996 **Kris Mangum**, TE (FD)
- 1998 **Rufus French**, TE (AP, Coaches, Camp, FB News, SN, C&P, AAFB, BCS, AFQ, CSN)
- 2000 **Ken Lucas**, CB (Rivals)
- 2001 **Terrence Metcalf**, OT (Camp, Coaches, FB News, AAFB)
- 2003 **Eli Manning**, QB (AAFB, SFW)
Jonathan Nichols, Kicker (AAFB, SFW, DBFN)
- 2005 **Patrick Willis**, LB (CFN, AAFB, GG)
- 2006 **Patrick Willis**, LB (AP, FWAA, Camp, Rivals, SI, GG, ESPN, AAFB, CBSS, SN, CFN, Scout, PFW)
- 2008 **Michael Oher**, OL (AFCA, Camp, CBSS, CFN, FWAA, SN, Rivals, AP, ESPN, AAFB, AS)
Peria Jerry, DT (AP, ESPN, AAFB, PFW, AS)
- 2009 **John Jerry**, OL (AAFB)
Dexter McCluster, All-Purpose (AAFB)
- 2013 **Cody Prewitt**, FS (AP, USA Today, Lindy's)
- 2014 **Senquez Golson**, CB (AFCA, Camp, FWAA, AP, SN, SI, USA Today, ESPN, CBSS, Scout, AS, PS)
- 2015 **Robert Nkemdiche**, DT (Scout)
- 2016 **Evan Engram**, TE (AP, SN, SI, USA Today, CBSS, Scout, SBN)

CONSENSUS ALL-AMERICANS

- | | |
|------------------------------|-------------------------------------|
| 1947 Charlie Conerly, TB | 2001 Terrence Metcalf, OT |
| 1953 Crawford Mims, G | 2006 Patrick Willis, LB |
| 1959 Charlie Flowers, FB | 2008 Michael Oher, OT |
| 1960 Jake Gibbs, QB | 2014 Senquez Golson, CB |
| 1962 Jim Dunaway, T | |
| 1979 Jim Miller, P | Unanimous selections in bold |
| 1992 Everett Lindsay, OT | |
| 1998 Rufus French, TE | |

Guide to Abbreviations: AAB (All-American Board), AAFB (All-America Football Foundation), ABC (American Broadcasting), AFCA (American Football Coaches Association), AFQ (American Football Quarterly), AP (Associated Press), AS (Athlon Sports), B (Boston Record-American), BCS (Bowl Championship Series On-line), C&P (College & Pro Football Newsweekly), Camp (Walter Camp), CBS (Columbia Broadcasting), CBSS (CBSsports.com), CFN (CollegeFootballNews.com), Church (Churchman's Sports Hall of Fame), Crisler (Fritz Crisler), Coaches (American Football Coaches Association), CP (Central Press), CSN (CollegeSportsNews.com), DBFN (Dick Butkus Football Network), ESPN (ESPN.com), FB News (Football News), FD (Football Digest), FM (Fox Movietone), FWAA-Look (Football Writers of America Association), Grange (Red Grange) GG (Gridiron Gazette), H (Houlgate), Hunt (Hunt Poll), IIAA (Independent Insurance Agents of America Senior All-America Team), INS (International News Service), KS (Kappa Sigma), MN (Movietone News), NBC (National Broadcasting), NCN (The National College Newspaper), NEA (Newspaper Enterprises Association), NFL (NFL Draft Report), PIC (Pic Magazine), PFW (Pro Football Weekly), Pop (Pop Warner), PS (Phil Steele), QB (Quarterback), Rivals (Rivals.com), SI (Sports Illustrated), SBN (SB Nation), Scout (Scout.com), Smith (Pitts Smith Rating System), SFW (Southern Football Weekly), SN (Sporting News), UP (United Press), UPI (United Press International), W (Williamson)

1936 & 1937
FRANK "BRUISER" KINARD
T • 1935-37
JACKSON, MISS.



Member of College Football Hall of Fame who is considered one of the greatest players in Ole Miss and college football history ... Co-captain in 1937 ... All-America selection in 1936 and 1937 ... All-SEC in 1936 and 1937 ... Consensus All-Time All-America and All-Time All-SEC pick ... Played on

the 1938 Chicago All-Star Team ... Voted to the Southern Living South's Greatest Players Team ... Inducted into the Ole Miss Athletic Hall of Fame in 1986 ... Charter member of the Mississippi Sports Hall of Fame ... Member of the Helms Athletic Foundation Hall of Fame ... Inducted into the National Professional Football Hall of Fame in 1970 ... Five-time All-Pro in nine years of professional football for Brooklyn of the NFL and New York of the AAC ... Later served as offensive line coach from 1948-70 at Ole Miss ... Member of Ole Miss Team of the Century (1893-1992) and Walter Camp All-Century Team.

1938
PARKER HALL
6-1 • 200 • HB • 1936-38
TUNICA, MISS.



All-America halfback in 1938 and a member of the College Football Hall of Fame ... First team All-SEC tailback in 1938 ... Participated in the Chicago All-Star Game in 1939 ... In 1938, led the nation in scoring with 73 points, highest average per rush (6.46), highest average per kickoff and punt

return (18.56), most pass interception yards (128 for 18.29 average), TDs responsible (22, 11 rushing and 11 passing) and all purpose yards per game (129.1) ... Ranked second in the nation with seven interceptions and average gain per play (7.53) ... Stood third in rushing (698 yards) and total offense (1,558 yards) ... Selected in the first round of the 1939 NFL Draft by the Chicago Bears ... Named NFL Player of the Year and Rookie of the Year in 1939 ... An All-Pro selection, he is considered the first NFL player to complete more than 100 passes in a season ... Member of the Mississippi Sports Hall of Fame and the Ole Miss Athletic Hall of Fame.

1947
CHARLIE CONERLY
6-1 • 183 • QB • 1942 • 1946-47
CLARKSDALE, MISS.



Considered one of the greatest players ever at Ole Miss and is a member of the College Football Hall of Fame ... Was a tailback in college, but did the passing ... Earned consensus All-America in 1947 when he led the Rebels to their first SEC title and a victory over TCU in the Delta Bowl ... Placed fourth

in the Heisman Trophy balloting ... Two-time All-SEC performer ... Was Player of the Year in the SEC as well as Back of the Year ... Set numerous records and still ranks 14th in career total offense with 3,076 yards ... Is ranked 14th in career passing with 2,313 yards and 26 TDs ... Compiled an outstanding 14-year NFL career as a quarterback with the New York Giants ... Was NFL "Rookie of the Year" in 1948 ... Led Giants to 1956 NFL Championship ... Twice selected All-Pro ... Inducted into Ole Miss Athletics Hall of Fame in 1987, Mississippi Sports Hall of Fame in 1966, U.S. Marine Corps Sports Hall of Fame in 2010 and New York Giants Ring of Honor in 2010 ... Member of Ole Miss Team of the Century (1893-1992) ... Named an SEC Legend in 1994.

1947 & 1948
BARNEY POOLE
6-3 • 220 • LE • 1942 • 1947-48
GLOSTER, MISS.



A member of the College Football Hall of Fame who is recognized as one of the greatest ends in SEC and college football history ... Earned All-America honors at both Army and Ole Miss ... Had 70 career pass receptions at Ole Miss for 764 yards and 11 TDs ... Ranked second for most

catches in a season, 52 for 511 yards and eight TDs in 1947 ... Established a record for most receptions in a single game with 13 against Tennessee-Chattanooga in 1947 ... Consensus All-SEC and All-America in 1947 and 1948 ... Participated in the North-South All-Star Game and served as his team's captain in the Chicago All-Star Game ... Played professional football for Dallas, Baltimore and New York ... Member of the Helms Athletic Foundation Hall of Fame, and the Mississippi Sports Hall of Fame ... Selected to the Ole Miss Athletic Hall of Fame in 1987 ... Member of Ole Miss Team of the Century (1893-1992) ... Selected to SEC Players of the Millennium ... Named an SEC Legend in 1995.

1949
JOHN "KAYO" DOTTLEY
6-0 • 198 • FB • 1947-50
MCGEEHEE, ARK.



One of the greatest runners in Ole Miss history ... Earned All-America honors in 1949 when he led the nation in rushing and the SEC in scoring ... All-SEC in 1949 and 1950 ... One of only two players to rush for 1,000 yards twice ... First of four individuals to rush for 1,000 yards in a season ...

Had 1,312 yards on 208 carries in 1949 and then rushed for 1,007 on 191 carries in 1950 ... Three of the top five individual game rushing efforts were compiled by Dottley ... Had 235 yards vs. Chattanooga in 1949, 230 yards vs. TCU in 1949, and 216 vs. Mississippi State in 1949 when he carried the football 40 times ... Played in North-South Game, Senior Bowl and Chicago All-Star Game ... Played three years with the Chicago Bears and was a Pro Bowl pick in 1951 ... Inducted into the Mississippi Sports Hall of Fame in 1971 and the Ole Miss Athletic Hall of Fame in 1987 ... Member of Ole Miss Team of the Century (1893-1992) ... Named an SEC Legend in 1995.


1952
KLINE GILBERT
6-2 • 215 • T • 1950-52
HOLLANDALE, MISS.



Co-captain of the 1952 squad ... All-America in 1952 ... First Team All-SEC tackle in 1952 ... Also earned All-South honors ... Participated in the Chicago All-Star Game in 1953 ... Five-year player in the NFL with the Chicago Bears ... Member of the Mississippi Sports Hall of Fame and the Ole Miss Athletic

Hall of Fame.

1952
JIMMY LEAR
5-11 • 172 • QB • 1950-52
GREENWOOD, MISS.



Three-year letterman at quarterback ... 1952 All-American ... Also handled kicking and punting duties ... Is 19th on the Ole Miss All-Time passing yardage list with 1,773 yards ... Led Ole Miss to its first undefeated season in 1952, which was capped off by a berth in the Sugar Bowl ...

Elected Colonel Rebel as a student ... Second team All-SEC in 1951 and 1952 ... Inducted into Mississippi Sports

Hall of Fame in 1991 and Ole Miss Athletic Hall of Fame in 1988 ... Named an SEC Legend in 2009.

1953

CRAWFORD MIMS
5-10 • 195 • RG • 1951-53
CARROLLTON, MISS.



An All-South, All-SEC and consensus All-American guard ... Helped lead Ole Miss to consecutive first place finishes in SEC total offense ... Participated in 1952 squad that was the first Ole Miss team to complete the season with a top-10 ranking ... Awarded the Jacobs

Trophy in 1953, signifying the best blocker in the SEC ... Participated in the Senior Bowl, the Chicago All-Star Game and the North-South Shrine Game where he was named the game's MVP ... Inducted into the Mississippi Sports Hall of Fame in 1995 and the Ole Miss Sports Hall of Fame in 1988.

1954

REX REED BOGGAN
6-4 • 235 • T • 1949-50, 1954
MEMPHIS, TENN.




Outstanding All-America tackle for the Rebs ... Lettered in 1949-50 before he entered the Marines ... While a Marine, played service football and was named All-Service and MVP of his team ... Although drafted by the New York Giants in 1951, he returned to Ole Miss for the

1954 season ... Helped lead Rebs to 9-1 record and the SEC championship ... Earned All-SEC honors and then played in the Chicago All-Star Game and the Senior Bowl ... Played one year with the New York Giants ... Inducted into the Ole Miss Athletic Hall of Fame in 1988.

1956

PAIGE COTHREN
5-11 • 195 • FB • 1954-56
NATCHEZ, MISS.




As a fullback-kicker, was one of the most versatile players in Ole Miss football history ... Earned All-America honors in 1956 and All-SEC laurels in 1955-56 ... Played on two SEC championship teams ... Won Jacobs Trophy in 1955, symbolizing the best blocker in the SEC ... Led the SEC in scoring

in 1955 with 74 points ... Also won the NCAA kick scoring championship in 1955 with 38 points ... Rushed for 1,390

yards in his Rebel career ... Played in the North-South All-Star Game, Chicago All-Star Game, and the Hula Bowl ... Played for Los Angeles and Philadelphia in the NFL ... Led NFL in field goals in 1958 ... Inducted into Ole Miss Athletic Hall of Fame in 1988.

1957

JACKIE SIMPSON
6-0 • 205 • LG • 1955-57
MEMPHIS, TENN.




Co-captain of the 1957 squad ... Earned All-America recognition in 1957 ... A member of the All-Time Sugar Bowl Team ... Participated in the Senior Bowl and was named the South team's Most Outstanding Line-man ... Played with Denver and Oakland of the AFL and Montreal, Toronto and Winnipeg of

the CFL ... AFL and NFL coaching career spanned three decades ... Selected to the Ole Miss Athletic Hall of Fame in 1988.

1959

CHARLIE FLOWERS
6-0 • 198 • FB • 1957-59
MARIANNA, ARK.




Member of the College Football Hall of Fame ... Captain of the 1959 team and helped lead the Rebels to a share of the national championship ... Consensus All-America fullback in 1959 ... First team All-SEC fullback in 1958 ... An Academic All-America selection in 1959 and an Academic All-SEC

honoree in 1958-59 ... Finished fifth in the 1959 Heisman Trophy race ... Led the SEC in rushing in 1957 and 1959 and in scoring in 1959 ... Member of the All-Time Sugar Bowl Team for the years 1955-62 ... Shares school record for single-season rushing average (7.4 yards per play) ... Career rushing yardage of 1,730 ranks 10th all-time ... Spent four years in the NFL ... Inducted into the Mississippi Sports Hall of Fame and the Ole Miss Athletic Hall of Fame ... Member of Ole Miss Team of the Century (1893-1992) ... Named an SEC Legend in 1999.

1959

MARVIN TERRELL
6-0 • 210 • G • 1957-59
INDIANOLA, MISS.



One of the finest offensive linemen in Ole Miss history ... A first team All-American in 1959 ... A consensus All-SEC selection in 1959 ... Named the SEC's Lineman of the Year by the Atlanta Constitution ... In his three seasons on the Rebel

squad, the team compiled a 25-4-1 record and participated in two Sugar Bowls and one Gator Bowl ... The 1959 Rebels completed the season ranked second in all the major polls and were arguably the finest team in the country and shared the national championship ... Drafted by the Dallas team of the AFL after a solid performance in the 1960 Senior Bowl and remained with the team after they relocated in Kansas City ... Became a member of the Toronto CFL team in 1964 ... Inducted into the Mississippi Sports Hall of Fame in 2001 and the Ole Miss Athletic Hall of Fame in 1988 ... Member of Ole Miss Team of the Century (1893-1992).

1960


JAKE GIBBS
6-0 • 185 • QB • 1958-60
GRENADA, MISS.



A member of the College Football Hall of Fame who was selected by Sports Illustrated as the eighth-best collegiate quarterback of the modern-day era ... Co-captain of the 1960 team ... Unanimous All-America quarterback in 1960 ... First Team All-SEC in 1959

... Led the Rebels to a share of National Championships in 1959 and 1960 as the quarterback ... Finished third in the 1960 Heisman Trophy race ... Voted the SEC Back of the Year and the SEC Player of the Year in 1960 ... Selected the Most Outstanding Player of the 1961 Sugar Bowl after scoring two TDs in the Rebels' victory over Rice ... Led the SEC in passing and total offense in 1959 ... Member of the 1959 SEC "Team of the Decade" ... A member of the Mississippi Sports Hall of Fame and the Ole Miss Athletic Hall of Fame ... Named an SEC Football Legend in 2006 and SEC Baseball Legend in 2014 ... Selected to SEC Players of the Millennium.

1960
JOHNNY BREWER
 6-4 • 226 • E • 1959-60
 REDWOOD, MISS.



First team All-America in 1960 ... First team All-SEC in 1959 and 1960 ... Also named SEC Most Valuable Offensive Lineman in final two seasons ... Shares the Ole Miss record for most TD receptions in a single game, catching three against Tulane in 1960 ... Participated in the 1961 Chicago All-Star game, Senior Bowl and Coaches Association All-America Bowl Game Inducted into Ole Miss Athletic Hall of Fame in 1991 and the Mississippi Sports Hall of Fame in 2004.

1961
BILLY RAY ADAMS
 6-2 • 210 • FB • 1959-61
 COLUMBUS, MISS.



As a senior, earned All-America and All-SEC honors ... Also received an invitation to the 1962 Senior Bowl ... Led the Rebels in rushing yardage and scoring, finishing second in SEC productivity and leading in total TDs with 10 ... Inducted in Mississippi Sports Hall of Fame in 1987 and the Ole Miss Athletic Hall of Fame in 1990 ... Named an SEC Legend in 2003.

1961 & 1962
JIM DUNAWAY
 6-4 • 260 • OL • 1960-62
 COLUMBIA, MISS.



Helped lead the Rebels to a share of 1960 and 1962 national championships as well as a pair of SEC titles ... Earned All-America honors in 1961 and again in 1962 ... Was All-SEC final two years ... Played in Senior Bowl, Chicago All-Star Game, and Coaches All-America Bowl ... Had an outstanding

10-year pro career with the Buffalo Bills and Miami Dolphins ... Chosen All-Pro in 1966 and 1968 ... Selected to Ole Miss Athletic Hall of Fame in 1990 ... Member of Ole Miss Team of the Century (1893-1992).


1961
TREVA "BOOKIE" BOLIN
 6-3 • 222 • G • 1960-61
 OKOLONA, MISS.



Excelled as an offensive guard and helped lead the Rebels to the 1960 national championship ... Earned first team All-America honors in 1961 and second team in 1960 ... Selected Academic All-SEC in 1960 ... Played six years with the New York Giants and two

years with Minnesota ... Inducted into the Ole Miss Athletic Hall of Fame in 1992.

1961
DOUG ELMORE
 6-0 • 187 • QB • 1959-61
 REFORM, ALA.



First team All-America selection in 1961 when he was a tri-captain of the Rebels ... Second team All-SEC quarterback in 1961 ... Played in the Coaches Association All-America Bowl in 1962 ... Academic All-America and Academic All-SEC in 1961 ... Elected to the Ole Miss Athletic Hall of Fame

in 1990 ... Played one season in the NFL with Washington and one in the CFL with Calgary.

1962
GLYNN GRIFFING
 6-1 • 200 • QB • 1960-62
 CULKIN, MISS.



Co-captain of the 1962 squad, the only undefeated and untied team in Rebel history, as Ole Miss won a share of the national championship ... First team All-America and All-SEC QB in 1962 ... Completed 127 of 235 passes for 1,757 yards and 23 TDs during his career ... Was 72 of 122 for 882

yards and 11 TDs as a senior ... Played in the Chicago All-Star Game and the Coaches Association All-America Bowl in 1963 ... Earned MVP honors for the 1963 Senior Bowl ... Also a member of 1960 team which shared the National Championship ... Named the Atlanta TD Club's SEC Back of the Year in 1962 ... Completed the perfect 1962 record by leading Ole Miss to a victory over Arkansas in the 1963 Sugar Bowl Voted the game's Most Outstanding Player after completing 14 passes for 242 yards ... Owns the school record for total offense season average (8.1 yards per play in 1961) ... Racked up 257 total yards in the 1963 Sugar Bowl and 208 in the 1962

Cotton Bowl ... Spent one year in the NFL ... Inducted into the Mississippi Sports Hall of Fame in 2002 and the Ole Miss Athletic Hall of Fame in 1989 ... Named an SEC Legend in 2012.

1963
KENNY DILL
 6-4 • 215 • C-LB • 1961-63
 WEST POINT, MISS.



Earned first team All-America and All-SEC honors in 1963 when Ole Miss won the SEC title ... Co-captain of 1963 squad ... During his three years, Ole Miss went 25-1-2, claiming two league crowns and three Top 10 rankings ... Selected Most Outstanding Lineman in the SEC ... Inducted

into the Ole Miss Athletic Hall of Fame in 1989 ... Member of the Ole Miss Team of the Century (1893-1992).


1963
WHALEY HALL
 6-3 • 230 • T • 1961-63
 TRUSSVILLE, ALA.



Co-captain in 1963 ... First team All-SEC tackle in 1963 ... Played in the Senior Bowl and the Coaches Association All-America Bowl in 1964 ... Named the Birmingham TD Club's SEC Outstanding Lineman in 1963 ... Was a member of 1962 undefeated Ole Miss

team which shared the national championship ... Inducted into the Ole Miss Athletic Hall of Fame in 1995.

1964
ALLEN BROWN
 6-4 • 225 • E • 1962-64
 NATCHEZ, MISS.



Co-captain on the 1964 team ... First team All-America in 1964 ... First team All-SEC in 1963 and 1964 ... Helped lead Rebels to a 22-6-3 regular season mark in his tenure with two Sugar Bowl and one Bluebonnet Bowl appearances ... Helped Rebels earn a share of the National Championship


in 1962 ... Participated in the 1964 Blue-Gray Game and the 1965 Chicago All-Star game and Senior Bowl ... Inducted into the Ole Miss Athletic Hall of Fame in 1989 and the Mississippi Sports Hall of Fame in 2010 ... Played for Vince Lombardi's Green Bay Packers in 1966-67, winning Super Bowls I & II ... Named an SEC Legend in 2004.

1965
STAN HINDMAN
 6-3 • 230 • C-G • 1963-65
 NEWTON, MISS.



Co-captain in 1965 when he earned first team All-American honors ... Three-time first team All-SEC selection ... Played on three bowl teams, including SEC Champion 1963 squad that went to Sugar Bowl ... Sophomore All-SEC in 1963 ... Academic All-SEC in 1965 ... Played in the Coaches Association All-American Bowl Game in 1965 ... Participated in the 1966 Senior Bowl ... NCAA Postgraduate Scholarship winner in 1966 ... Academic All-American in 1965 ... Played professionally with the San Francisco 49ers from 1966-74 ... Inducted into the Mississippi Sports Hall of Fame in 1988 and the Ole Miss Athletic Hall of Fame in 1992 ... Member of Ole Miss Team of the Century (1893-1992) ... Named to the 1960s All-SEC team.

1965
BILL CLAY
 6-0 • 192 • WB-DHB • 1963-65
 JACKSON, MISS.



Although he missed four games with an injury his senior year, Bill was still selected to the 1965 defensive All-America squad as a safety ... The injury cost him All-SEC honors, but was still named to the All-America team ... Played in the 1965 Coaches Association All-America Bowl, 1965 North-South Game, and 1966 Senior Bowl ... Had an interception in Senior Bowl and North-South Game ... His 39-yard TD interception lifted the South to a 21-14 win ... Selected to play in the 1966 Chicago All-Star game, but did not participate due to an injury ... Played one year with the Washington Redskins ... Inducted into the Ole Miss Sports Hall of Fame in 1996.

1966 & 1967
JIM URBANEK
 6-4 • 240 • RT • 1965-67
 OXFORD, MISS.



Received first team All-American status in 1966 and 1967 ... Was selected first team All-SEC in 1965, 1966 and 1967 ... As a sophomore, he had 114 tackles, including 80 solo stops, which both set Rebel records, as did his 21-tackle effort against Florida ... Named to the Sophomore

All-Southeastern team as a defensive tackle in 1965 ... Voted Southeastern Lineman of the Week for his 1966 performance against Houston ... Played in the 1968 Hula Bowl ... Played professionally for one season with the Miami Dolphins ... Inducted into the Ole Miss Athletics Hall of Fame in 2002.

1969 & 1970
ARCHIE MANNING
 6-3 • 198 • QB • 1968-70
 DREW, MISS.



Member of the College Football Hall of Fame who is considered one of the greatest quarterbacks in Ole Miss and SEC history ... Ended his career with 5,576 yards of total offense, accounting for a school-record 56 TDs ... Still holds several school records, with a number of his previous records having been broken by his son, Eli ... Co-captain of the 1970 Sugar Bowl champions ... His No. 18 was the first Ole Miss jersey to be retired in 1986 ... Earned All-America and All-SEC honors in both 1969 and 1970 ... Finished fourth in balloting for the Heisman Trophy in 1969, and third in 1970 ... Named National Back of the Year in 1969 ... Held the SEC record for most total offense in one game, 540 yards against Alabama in 1969, until 2012 ... Was No. 2 overall pick by New Orleans in 1971 NFL Draft ... Went on to have an outstanding 14-year pro career with New Orleans, Houston and Minnesota ... Member of Ole Miss Team of the Century (1893-1992) and SEC All-Century Team ... Named an SEC Legend in 1998 ... Member of the Mississippi Sports Hall of Fame, Ole Miss Sports Hall of Fame and National Quarterback Club Hall of Fame ... Named an All-Time All-American and received the Davey O'Brien Legends Award ... Member of the Louisiana Superdome Wall of Fame and New Orleans Saints Ring of Honor.

1969
GLENN CANNON
 6-2 • 182 • S • 1967-69
 GULFPORT, MISS.




Co-captain of the 1969 Rebels ... Selected as an All-American in 1969 ... Also earned All-SEC honors in 1968 and 1969 ... Helped Ole Miss beat Arkansas, 27-22, in the 1970 Sugar Bowl when his hit on Chuck Dicus forced a fumble, which he recovered to seal the win ... Also intercepted a pass in the end zone against Arkansas ... Shares the Ole Miss record for most passes intercepted in a game, three against LSU in 1968 ... Had five interceptions in 1967, seven in 1968 and seven more in 1969 ... Ranks second in Ole Miss history for most career pass interceptions with 19, only one shy of Bobby Wilson's 20 ... Member of Ole Miss Team of the Century (1893-1992).

1973
HARRY HARRISON
 6-1 • 182 • S • 1971-73
 BAY SPRINGS, MISS.



Earned three letters during his career at Ole Miss and was a two year starter at safety ... Also played wide receiver ... Voted All-America defensive back in 1973 by the Newspaper Enterprise Association ... Also selected to Pi Kappa Alpha Fraternity All-America team in 1973 ... Second team Associated Press All-SEC safety in 1973 ... An Academic All-SEC honoree in 1973 and a preseason All-SEC pick of The Birmingham News ... Led the SEC in interceptions with nine in 1972, which also ranked second in the nation and was the second highest single season total in Ole Miss history, one shy of Bobby Wilson's record of 10 ... Had 82 tackles his junior season ... Third leading tackler on team in 1973 with 91 and also had six pass interceptions ... Owns the school's third highest career interception mark with 16, ranking behind Bobby Wilson's 20 and Glenn Cannon's 19 ... Had 181 career tackles, including 116 solo hits, and broke up 15 passes ... Also recovered one fumble ... Signed NFL contract with the New Orleans Saints ... Inducted into the Ole Miss Athletic Hall of Fame in 1994.

1975
BEN WILLIAMS
 6-3 • 253 • DT • 1972-75
 YAZOO CITY, MISS.



Co-captain on the 1975 team ... Voted a first team All-American in 1975 ... A consensus first team All-SEC member in 1974 and 1975 ... Had 377 career tackles ... Led Rebels in tackles as a senior with 116 ... Recorded a team best 96 tackles as a junior and had 111 in 1973 when he was a sophomore ... His 18 QB sacks in 1973 is a Rebel record ... Participated in the 1976 Senior Bowl, 1976 Coaches Association All-America Bowl, and 1975 East-West Game ... Voted the National Lineman of the Week and Southeastern Lineman of the Week for his 1973 performance against Villanova ... Three times selected as the Southeastern Defensive Player of the Week ... Played professionally with the Buffalo Bills from 1976 to 1985 ... Inducted into the Mississippi Sports Hall of Fame in 1997 and the Ole Miss Sports Hall of Fame in 1993 ... Member of Ole Miss Team of the Century (1893-1992) ... Selected an SEC Legend in 2002 ... The Manning Center's Williams-Reed Football Foyer is named in his honor.

1979
JIM MILLER
 5-11 • 182 • P • 1976-79
 RIPLEY, MISS.



Consensus All-American in 1979 ... All-SEC honoree 1977-79 ... Averaged 43.4 yards on 266 career punts, fourth best in Ole Miss history ... Tied for most punts in a game with 12, set in 1978 ... In one game, averaged 51.7 yards per punt in six attempts, which is top-10 in Rebel history ... Still ranks second for most punting yards in a season with 3,283 yards and is first for career with 11,549 yards ... Is the all-time leader in most punts with 266 ... Finished No. 1 in the nation in 1977 in punting, averaging 45.9 yards ... Member of Ole Miss Team of the Century (1893-1992) ... Member of Ole Miss Sports Hall of Fame.

...


1984
FREDDIE JOE NUNN
 6-5 • 227 • DE • 1981-84
 NANIH WAIYA, MISS.



Co-captain of the 1984 Rebel squad ... First team All-American in 1984 ... Led Rebel defense with 123 tackles (53 solo) and six QB sacks ... Finished with 301 career tackles at Ole Miss ... First-team All-SEC in both 1983 and 1984 ... Played in the '84 Senior Bowl and Hula Bowl ... Received SEC

Player of the Week award twice in 1984 for his performance against Memphis State and Arkansas ... Selected in first round of 1985 NFL Draft by the St. Louis Cardinals ... Had an outstanding 12-year NFL pro career, playing for St. Louis, Phoenix, and Indianapolis ... Made All-Rookie team in 1985 ... Member of Ole Miss Team of the Century (1893-1992) ... Named to the 1980s All-SEC team.

1985 & 1986
BILL SMITH
 6-3 • 217 • P-K • 1983-86
 LITTLE ROCK, ARK.



One of the top punters of the modern era ... Still holds several NCAA records ... Averaged 44.3 yards on 254 career punts ... His 92-yard punt against Southern Mississippi in 1984 is the longest in Ole Miss history ... Earned All-America honors in 1985 and 1986 ...

Selected to the All-SEC teams in 1984, 1985 and 1986 ... Participated in the 1986 Senior Bowl and the 1986 Blue-Gray Game ... A member of

the Athlon All-Time All-America squad ... Currently holds Ole Miss record for best single game punting average at 84.5 yards ... Also holds second highest season punting average with a 47.7 mark in 1984 ... Leads Rebel record section with the most consecutive games having one or more 50 yard punts (32, 1983-86) ... Named to the 1980s All-SEC team ... Ole Miss Sports Hall of Fame Class of 2016.

1988
WESLEY WALLS
 6-5 • 250 • LB-TE • 1985-88
 PONTOTOC, MISS.



Enshrined in the College Football Hall of Fame in 2014 ... Made first team All-America and All-SEC in his only year as a tight end, 1988, when he caught 36 passes for 426 yards and three TDs ... Had seven catches for 79 yards in 1988 upset of Alabama ...

Co-captain of the 1988 team ... Had 106 career tackles before being switched to tight end ... Selected to play in both the 1988 Senior Bowl and East-West Game ... Participated in the 1988 Blue-Gray Game ... A first team Academic All-American in 1988 ... Academic All-SEC for three seasons (1986-87-88) ... Clower-Walters Scholarship Award recipient in the spring of 1989 ... Drafted in 1989 by the San Francisco 49ers and played five years for them ... Later played with the New Orleans Saints, Carolina Panthers and Green Bay Packers ... Three-time All-Pro and five-time Pro Bowl performer ... Named an SEC Legend in 2007 ... 1980s All-SEC team ... Inducted into the Ole Miss Sports Hall of Fame in 2005 and the Mississippi Sports Hall of Fame in 2016.


1991 & 1992
EVERETT LINDSAY
 6-5 • 290 • OT-OG • 1989-92
 RALEIGH, N.C.



A three-year starter who was selected first team All-America in 1991 and consensus All-America in 1992 ... Chosen All-SEC in 1991 and 1992 ... As a freshman, he was named to the SEC Freshman team ... Walked on at Ole Miss and became one of the nation's

top linemen ... Enjoyed 11-year career in the NFL, playing for Minnesota, Baltimore and Cleveland ... Member of Ole Miss Team of the Century (1893-1992) and Ole Miss Sports Hall of Fame ... Named an SEC Legend in 2010.

1996
KRIS MANGUM
 6-5 • 245 • TE • 1994-96
 MAGEE, MISS.



First team All-America selection in 1996 ... Also earned first team All-SEC honors two years ... During his three years with the Rebels, caught 74 passes for 729 yards and four touchdowns, averaging 9.9 yards per reception ... Ended career ranked second among Ole Miss tight ends in receiving, trailing only Jim Poole's 94 receptions (1969-71) ...

His 729 yards career receiving ranks third best in Ole Miss history for tight ends ... Started 31 of 33 games after transferring from Alabama ... Played in East-West Shrine Game and Blue-Gray Classic ... Played with the Carolina Panthers from 1997-2006 ... Selected to Ole Miss Athletics Hall of Fame in 2008 ... 2016 SEC Legend.

1998
RUFUS FRENCH
 6-4 • 245 • TE • 1996-98
 AMORY, MISS.



Earned first team All-America honors from 10 different selection boards as one of the nation's top tight ends in 1998 ... Also earned first team All-SEC honors in 1997 and 1998 ... Was a second team All-America selection in 1997 ... Passed up senior season to enter NFL draft ... Three-year receiving totals at Ole Miss included 84 receptions for 814 yards and four touchdowns ... Played in 32 games, starting 20.

2000
KEN LUCAS
 6-0 • 201 • DB • 1997-2000
 CLEVELAND, MISS.




First team All-American and first team All-SEC as a senior in 2000 ... Selected to play in the 2001 Senior Bowl ... Led the nation and established an Ole Miss single-season record with 30 passes defended in 2000 ... Led the Rebels in interceptions with five, tying for third in the SEC and 19th nationally ...

Anchored an Ole Miss secondary that ranked first in the SEC and ninth nationally in pass efficiency defense (96.2) ... Selected in second round of 2001 NFL Draft by the Seattle Seahawks as the 40th overall pick ... Played five years with the Seahawks and four years with the Carolina Panthers ... Ole Miss Sports Hall of Fame Class of 2014.

2001

TERRENCE METCALF

6-4 • 315 • OL • 1997, 1999-2001
CLARKSDALE, MISS.



Earned first team All-America honors during 2001 senior season from four different rating systems, second team All-America by two and third team All-America honors by one ... Also rated first team All-SEC honors ... Participated in the 2002 Senior Bowl ... Selected as the SEC's Most Valuable

Lineman ... Received the Clower-Walters Scholarship Award, Birmingham Alumni Club's "Leadership Award" and All-America Football Foundation Red Blaik Outstanding Leadership Award ... Drafted in the third round by Chicago Bears and was with the organization from 2002-08 ... Signed by the New Orleans Saints in 2010.

2003

JONATHAN NICHOLS

6-0 • 180 • PK • 2001-04
GREENWOOD, MISS.



Earned first team All-America honors in 2003 when he won the Lou Groza Award for the nation's top place kicker ... Also earned first team All-SEC honors ... Set 15 school records ... Ole Miss' all-time leading scorer with 344 career points ... The 344 points ranked sixth on the SEC's career scoring list ... Finished his career with a streak of 117 consecutive PATs made, which ranked as the nation's longest active streak and was the fifth longest in SEC history ... Ole Miss' career leader in field goals made (63) ... Ranked first on the school's career list for PATs made (155) and PATs attempted (157).

...

2008

PERIA JERRY

6-2 • 290 • DT • 2005-08
BATESVILLE, MISS.




Named first team All-America in 2008 by the Associated Press and ESPN and second team by CollegeFootballNews.com and Rivals.com ... A consensus first team All-SEC selection ... Earned a school-record four SEC weekly awards ... Finished the season first in the SEC in TFLs (18.0), fifth in QB sacks

(7.0) and tied for sixth in forced fumbles (2) ... Also tied for 11th in the nation in TFLs ... Helped the Rebel defense rank No. 2 in SEC and No. 4 in the nation in rush defense (85.5 ypg) and tie for first in the NCAA in TFLs (8.62 pg) ... One of three finalists for the Conerly Trophy, given to Mississippi's top collegiate player each year ... Played in 12 games and started the last 11 ... Served as team captain ... Received the 2008 Most Dedicated Player Award from the Ole Miss Alumni Association ... Selected in the first round (24th overall pick) of the 2009 NFL Draft by the Atlanta Falcons.

2003

ELI MANNING

6-5 • 218 • QB • 2000-03
NEW ORLEANS, LA.




Earned first team All-America honors in 2003 and was the No. 1 overall pick in the 2004 NFL Draft by San Diego, before being traded to the New York Giants ... Won the 2003 Maxwell Award as the nation's top college player and the Johnny Unitas Award as the top senior

quarterback ... Received the NCAA Today Top VIII Award and Socrates Award ... Earned Academic All-America honors and was selected to the AFCA Good Works Team ... Finished third in the 2003 Heisman Trophy balloting ... Set or tied 47 Ole Miss single-game, season and career records ... Finished career with a school-record 10,119 career passing yards, which also ranked fifth on the SEC's career list ... A two-time Super Bowl MVP as quarterback of the Giants, just the fifth player in NFL history to earn MVP honors multiple times ... Led the Giants to a 21-17 win over the New England Patriots in Super Bowl XLVI and a 17-14 victory over the previously unbeaten Patriots in Super Bowl XLII ... A three-time Pro Bowl selection ... Member of the Ole Miss Student Hall of Fame.

2005 & 2006

PATRICK WILLIS

6-2 • 230 • LB • 2003-06
BRUCETON, TENN.



One of the nation's top linebackers when he earned first team All-America honors in 2005 and then became a consensus All-America selection as a senior in 2006 ... Selected to the most first team All-America squads (13) ever by a Rebel player ... Received the Butkus Award and Lambert Award as

the nation's top linebacker in 2006 and was a finalist for the Bronko Nagurski Award and a semifinalist for the Rotary Lombardi Award and the Lott Trophy ... Earned first team All-SEC as well as SEC Defensive Player of the Year honors for the 2005 and 2006 seasons ... Led the nation in solo tackles (9.0) in 2005 and ranked sixth in the nation in total tackles (12.8) ... As a senior in 2006, led the SEC in tackles (11.4), which also ranked sixth in the NCAA, and ranked third in the nation in solo tackles (7.25) ... Was named the South Team Defensive MVP at the 2007 Senior Bowl ... Received the 2006 Chucky Mullins Courage Award and also received the Cellular South Conerly Trophy as Mississippi's top collegiate player of 2006 ... Selected in the first round (11th overall pick) of the 2007 NFL Draft by the San Francisco 49ers ... 2007 Associated Press NFL Defensive Rookie of the Year ... Became the first player in franchise history to be selected as an All-Pro in each of his first six seasons ... Seven-time Pro Bowl selection ... Led the NFL in tackles in 2007 and 2009 ... Named to the Athlon and SI.com SEC All-Decade teams for 2000-09 and Athlon's All-BCS Era team for 1998-2014 ... Inducted into the Ole Miss Sports Hall of Fame in 2015.

2008

MICHAEL OHER

6-5 • 318 • OL • 2005-08
MEMPHIS, TENN.



Started 47 consecutive games over his career ... A consensus first team All-America and All-SEC selection as a senior ... Earned the Jacobs Blocking Trophy as the SEC's best blocker from the league's coaches his final season ... Received the Shug Jordan Award

as the Southeast Offensive Lineman of the Year from The Touchdown Club of Atlanta ... One of three finalists for the Outland Trophy ... One of three finalists for the Conerly Trophy ... One of 12 semifinalists for the Rotary Lombardi Award ... Earned fourth team All-America and first team All-SEC honors as a junior in 2007 ... As a blocker, helped running back BenJarvus Green-Ellis top the 1,000-yard rushing mark in consecutive seasons ... Selected in the first round (23rd overall pick) of the 2009 NFL Draft by the Baltimore Ravens ... The Ravens defeated the San Francisco 49ers 34-31 in Super Bowl XLVII ... Subject of a national best-selling book and major motion picture, The Blind Side.

2009
JOHN JERRY
 6-6 • 335 • OL • 2006-09
 BATESVILLE, MISS.




Chosen first team All-America by the All-American Football Foundation ... Two-time All-SEC honoree (2008 and 2009) ... Blocked for three 1,000-yard rushers (BenJarvus Green Ellis in 2006 and 2007; Dexter McCluster in 2009) ... Played in 49 games over his four seasons, starting 46 ... As a senior named All-SEC first team by AP, SEC Coaches, Rivals and CollegeFootballNews.com and second team by Phil Steele ... Helped the Rebel offense rank second in the SEC and 14th in the nation in fewest sacks allowed (17) ... Helped Dexter McCluster post the second-highest rushing total in school history with 1,169 yards ... Served as team captain ... Selected in the third round of the 2010 NFL Draft by the Miami Dolphins with the No. 73 overall pick.

2009
DEXTER McCLUSTER
 5-9 • 170 • RB-WR • 2006-09
 LARGO, FLA.



One of the best all-purpose players in Ole Miss history ... Chosen first team All-America by the All-American Football Foundation (all-purpose player) ... Finished No. 2 on the Ole Miss career all-purpose yardage list with 4,089, behind only Deuce McAllister's 4,889 (1997-2000) ... Ranks ninth among the all-time Rebel rushers with 1,955 yards ... Became just the second back-to-back offensive MVP in the 74-year history of the Cotton Bowl Classic, joining SMU's Doak Walker in 1948-49 ... Two-time All-SEC honoree as an all-purpose player ... Also earned All-SEC accolades as both a wide receiver (2008, 2009) and running back (2009) ... Received the National Running Back Trophy from the College Football Performance Awards ... As a senior named first team All-SEC as an all-purpose player (AP), second team as a running back (AP, SEC Coaches, Rivals) and second team as a wide receiver (Phil Steele) ... First player in SEC history with 1,000 rushing yards (1,169) and 500 receiving yards (520) in the same season ... Selected in the second round of the 2010 NFL Draft by the Kansas City Chiefs with the No. 36 overall pick ... Made the Pro Bowl in 2013 ... Signed a free agent deal with the Tennessee Titans in the 2013 offseason ... Named to Athlon's SEC All-Decade team for 2000-09.

2013
CODY PREWITT
 6-2 • 212 • DB • 2011-14
 BAY SPRINGS, MISS.



Selected first team All-America in 2013 by Associated Press, USA Today and Lindy's ... 55th first team All-America selection in school history and the first Rebel safety selected first team since Harry Harrison in 1973 ... Voted to the All-SEC first team in 2013 and 2014 by the Associated Press, league coaches, Sporting News, ESPN.com, Athlon and College Sports Madness ... Jim Thorpe Award Semifinalist in 2013 and 2014 ... Invited to the Senior Bowl ... Served as a team captain for all 13 games in 2014 ... Played in all 51 games of his Rebel career ... Tied for eighth in school history with 11 career INTs ... Signed a free agent deal with the Tennessee Titans.

2014
SENQUEZ GOLSON
 5-9 • 176 • CB • 2011-14
 PASCAGOULA, MISS.



A consensus first team All-American ... First unanimous choice since offensive tackle Michael Oher in 2008 ... 56th first team All-American in school history and first cornerback since Ken Lucas in 2000 ... Finalist for the Bronko Nagurski Trophy, awarded to the national defensive player of the year ... Conerly Trophy Finalist ... SEC Defensive Player of the Year (Scout.com, College Sports Madness) ... First Team All-SEC selection ... Led the SEC and finished second nationally with a school record-tying 10 interceptions ... Finished the 2014 season with a nation-best 16 career interceptions ... Selected in the second round (56th overall selection) of the 2015 NFL Draft by the Pittsburgh Steelers.

2015
ROBERT NKEMDICHE
 6-4 • 296 • DT • 2013-15
 LOGANVILLE, GA.



Two-time All-American, including a first-teamer by Scout.com in 2015 ... Two-time first team All-SEC selection ... First defensive lineman to be named a finalist for the Hornung Award (nation's most versatile player) ... Started 34 of 35 games in his Ole Miss career ... Totaled 98 tackles, 19.0 tackles for loss and 7.0 sacks ... Scored three offensive touchdowns (two rushing, one receiving) as a junior in 2015 ... Selected in the first round of the 2016 NFL Draft by the Arizona Cardinals with the 29th pick ... First Ole Miss defensive lineman to be drafted since 2011.

2016
EVAN ENGRAM
 6-3 • 235 • TE • 2013-16
 POWDER SPRINGS, GA.



A consensus first team All-American ... All-time Ole Miss leader in receptions (162), receiving yards (2,320) and TD catches (15) by a tight end ... First player in school history to earn All-SEC honors four times ... Winner of the Ozzie Newsome Award (college football's best tight end), Pop Warner College Football Award (senior who has made the biggest difference on the field, in the classroom and in his community) and the C Spire Conerly Trophy ... Ended his career as nation's leader among active TEs in career receiving yards ... Among all Rebels, ranks fourth in career receptions, fifth in receiving yards and tied for sixth in TD catches ... Four-year starter ... Two-year team captain ... Started 42 of 45 games played in his Rebel career ... Selected in the first round of the 2017 NFL Draft by the New York Giants with the 23rd pick ... First Rebel tight end to be drafted since 1997.

ALL-SEC

	<u>Year</u>	<u>First Team</u>	<u>Second Team</u>	<u>Third Team</u>		<u>Year</u>	<u>First Team</u>	<u>Second Team</u>	<u>Third Team</u>
Billy Ray Adams, FB	1961	AP, UPI			Jonathan Cornell, LB	2010		PS	
Elmer Allen, DT	1971	AP			Paige Cothren, FB	1955	AP, INS		UPI
Buddy Alliston, G	1955		AP, INS	UPI		1956	AP, UPI		
J.R. Ambrose, WR	1985		AP		Chris Cottam, OG	1980		AP	
	1986		AP		Jimmy Crawford, G	1948	AP, UPI		
	1987		AP			1949	UPI, INS-D	AP	
James Anderson, FB	1960		AP, BN	UPI	Doug Cunningham, TB	1966	AP		
Tyjl Armstrong, TE	1991	AP, BN, TBS			Carlos Davis, KR	2016		PFF	Athlon
Winky Autrey, C	1939			AP	Eagle Day, QB	1954	UPI	AP	
John Avery, KR/RB	1996	BN	AP			1955	UPI, INS		AP
	1997		AP, C		Mike Dennis, TB	1964	AP-O	UPI	
Randy Baldwin, RB	1990	AP, UPI, C, BN, FN				1965	AP, UPI-O		
		UPI, C	AP		Dave Dickerson, E	1954			UPI
Tony Bennett, OLB	1989		AP		Don Dickson, G-T	1962	AP	UPI	
Bob Benton, T	1960		AP	UPI	Kenny Dill, C	1963	AP	UPI	
Les Binkley, K	1999		AP		Johnny Dixon, DB	1992	C, FN		
Rex Reed Boggan, T	1954	AP	UPI			1993	C	AP	
Brandon Bolden, RB	2010			PS	Paul Dongieux, DB	1971		AP	
Bookie Bolin, G	1961		UPI		Dewayne Dotson, LB	1992	BN	AP, C	
Tim Bowens, DT	1993		AP			1993	AP, C		
Danny Boyd, DB	1992		AP, C		John (Kayo) Dottley, FB	1949	AP, UPI	INS-O	
McKinley Boykin, DL	2004		C			1950	AP, UPI, INS		
Kimble Bradley, QB	1938		UPI	AP	Gene Dubuisson, C	1955		AP, INS	UPI
Art Bressler, G	1972		AP-O		Charles Duck, G	1956			AP, UPI
	1973	AP, UPI-O			Jim Dunaway, C	1961	AP, UPI		
Billy Brewer, DB	1959					1962	UPI	AP	
Johnny Brewer, E	1959	BN	AP		Perry Lee Dunn, QB	1963		AP, UPI	
	1960	AP, UPI, BN			Doug Elmore, QB	1961		AP, UPI	
Alundis Brice, DB	1993	AP, BN	C		Trae Elston, S	2015	C, ESPN, Athlon, PS	AP	
	1994	AP, C, FN, S&S, BN			Evan Engram, TE	2013		AP, CSM	
Fred Brister, LB	1970		AP			2014	AP, C, ESPN, Athlon, CSM		
Oscar Britt, G	1941		AP			2015		C, Athlon, PS	
	1942			AP, UPI		2016	AP, C, ESPN, CBSS, Scout, SBN	PFF	
Allen Brown, E	1963	AP	UPI		Bill Erickson, T	1947		AP, UPI	
	1964	AP-O, UPI			Mike Espy, KR	2004	SFS		
Chad Brown, DT	1992	AP, BN	C		Bill Eubanks, E	1941	AP		
Raymond Brown, QB	1957	UPI	AP, INS		Julian Fagan, P	1967		AP	
Serderius Bryant, LB	2013		AP	CSM		1968		AP	
Doug Buckles, OG	2003	CA	C			1969		AP	
	2004		C, R		Hap Farber, DE	1969	AP, UPI		
Derrick Burgess, DE	2000	AP, BN, FN	AP-O		Bill Farris, DE-P	1975		AP	
Alan Bush, T	1967				Mike Fitzsimmons, DT	1986		AP	
Charlie Cage, DT	1978	UPI			Charlie Flowers, FB	1958	AP	UPI	
Tyler Campbell, P	2010		AP			1959	AP, UPI, BN		
Glenn Cannon, S	1968	AP			Jesse Flowers, T	1933			AP
	1969	AP, UPI			John Fourcade, QB	1979		UPI, AP	
Kendrick Clancy, DT	1999	FN	AP			1980	UPI	AP	
Ben Claxton, C	2001		AP, C		Bobby Franklin, QB	1958		UPI	
	2002		AP, C		Floyd Franks, SE	1969		AP	
Devon Coburn, OT	1997		C			1970		AP	
Dennis Coleman, DE	1970	AP, UPI			Rufus French, TE	1997	AP, C, FN		
Kem Coleman, LB	1976		AP			1998	AP, C, FN, BN		
	1977		AP		Lee Garner, LB	1966		UPI	
Chris Collins, WR	2002		AP		Jake Gibbs, QB	1959		AP, UPI, BN	
	2003	C, AP, CA, CFN				1960	AP, UPI, BN		
		CTFP, SPS			Kline Gilbert, T	1952	AP-O	UPI	
Charlie Conerly, HB	1946	UPI	AP						
	1947	AP, UPI							
Tony Conner, S	2014		AP	CSM					

ALL-SEC

	<u>Year</u>	<u>First Team</u>	<u>Second Team</u>	<u>Third Team</u>		<u>Year</u>	<u>First Team</u>	<u>Second Team</u>	<u>Third Team</u>
Chauncey Godwin, DB	1989	BN				1975		AP-O	
Senquez Golson, CB	2014	AP, C, ESPN Athlon, CSM SEC				1955			AP, INS
Willie Goodloe, KR	1985					1936	AP		
Jesse Grandy, PR	2010			PS		1937	AP, UPI		
Larry Grantham, E	1958		AP, UPI			1997		AP	
	1959	AP, BN	UPI			1941			AP
Joe Gunn, RB	1999	FN	AP, C			1997		C	
	2001		AP, C			1997		UPI	AP, UPI AP-D
Louis Guy, WB	1962			AP, UPI		1952	AP-O		
Mac Haik, SE	1967		AP-O			1972			
Parker Hall, TB	1938	AP, UPI				2009		R	PS
Whaley Hall, T	1963	AP, UPI				1991	FN	AP	
Clarence Hapes, TB	1936		AP			1992	AP, C, BN, FN		
Merle Hapes, FB	1940	SSWA	AP			2009			PS
	1941	AP				1953			AP, UPI
Ray Hapes, HB	1935			AP		1957			
Greg Hardy, DE	2007	C, AP	R, PS			2000	BN, C, CFN, CSSE, FN, R	AP	
	2008		C			1995	AP, FN, BN	AP, C	
Harry Harrison, S	1973		AP-D			1996	FN	C	
James Harvey, OT	1965		AP			1969	AP, UPI		
Marquis Haynes, DE	2015		C, AP, PS			1970	UPI	AP	
	2016		Athlon, PS			2002		AP	
Homer Hazel, G	1941	AP				2003	C, AP, CA, CFN CTFP, SFS		
Ray Heidel, DB	1970		AP			2011			PS
Bart Herrington, E	1933			AP		1952			AP, UPI
Jeff Herrod, LB	1986	C	AP			1951	INS-D		
	1987		AP			1952	AP-D		
Gene Hickerson, T	1957	AP, UPI, INS				1998			AP-O
Mike Hilton, DB	2015		C, AP, PS			1999		AP, C	
Stan Hindman, G	1963	UPI	AP			2000	AP, C, BN	AP (all-purpose)	
	1964		AP, UPI			1944	AP	C, R	
	1965	AP, UPI-O				1970			AP
Steve Hindman, TB	1967		AP-O			1970	AP, UPI-O		
Chuck Hinton, C	1966		AP			2008		AP	PS
Shay Hodge, WR	2008			PS		2009	AP, PS	AP, C, R	
	2009	AP, C, R, SN, CFN	PS			1954			UPI
Paul Hofer, FB	1973		AP-O			2000	BN, C, CFN, CSSE, FN, R	AP	
Junie Hovious, TB	1939		AP			2001	AP, C, FN		
	1940	AP				1994			C
	1941	UPI	AP			1977	UPI	AP	
Abdul Jackson, LB	1993		AP, C			1978	AP, UPI		
	1994	AP, C, FN, S&S, BN				1979	AP, UPI		
Tommy James, DB	1967		AP-D			2000		C	
Skip Jernigan, OG	1969		AP-O			1952		AP-D, UPI	
	1970	AP, UPI-O				1953	AP, UPI, INS		
John Jerry, OL	2008		C, PS			1990	AP, FN, BN		
	2009	AP, C, R, SN, CFN	PS			2003	AP, CA	SFS	
Peria Jerry, DT	2007		AP, R			2012		CSM	PS
	2008	C, PS, AP				1996		C	
C.J. Johnson, DE	2012			CSM		1986	C		
Lawrence Johnson, DT	1975		AP-D			1988	AP		
Marcus Johnson, OL	2004		AP			1962			AP
Billy Ray Jones, LG	1961			AP, UPI		1969		AP-D	
Chad Kelly, QB	2015		C, AP, PS			1976		AP	
	2016	PFF	C, AP	Athlon		1954		AP, UPI	
Jimmy Keyes, G-LB	1966	AP-D	UPI-D			2009			PS
	1967	AP, UPI-D							

ALL-SEC

	Year	First Team	Second Team	Third Team		Year	First Team	Second Team	Third Team
Jonathan Nichols, PK	2003	C, AP, CA, CFN CTFP, SFS			Bradley Sowell, OL	2010		AP	
	2004		C, AP		Armegis Spearman, LB	1998		AP, BN	
Denzel Nkemdiche, LB	2012		AP, CSM, PS			1999		AP	
	2013		AP	CSM	Chris Spencer, C	2004	SFS		
Robert Nkemdiche, DT	2014	AP, C, CSM	Athlon		Tre' Stallings, OL	2005	C		
	2015	ESPN, Athlon	C, AP, PS		Jerry Stone, C	1956			AP
Jeff Noblin, SS	1986	C	AP		Bill Stribling, DE	1950	AJ		AP, UPI
Freddie Joe Nunn, DE	1983	SJ			Jack Stribling, E	1949	UPI, INS	AP	
	1984	AP, UPI, C				1950			AP
Michael Oher, OT	2006		C, R		Eddie Strong, LB	1999		C	
	2007	C, AP, R, PS, PR				2001		C	
	2008	C, AP, PS			Jim Stuart, LB	1973	C		AP-D
Cory Peterson, WR	1999		AP		Syniker Taylor, FS	2000			AP
Pat Phenix, OT	1981	AP				2001	C, FN		AP
	1982	UPI	AP		Marvin Terrell, G	1959	AP, UPI, BN		
Cory Philpot, TB	1992	AP	C		Gary Thigpen, CB	1998		C	
George Plasketes, DE	1977	AP, UPI			Larry Thomas, LB	1969		AP-D	
Barney Poole, E	1947	AP, UPI			Ken Toler, WR	1980		AP	
	1948	AP, UPI, INS			Andre Townsend, DT	1982		AP	
Jim Poole Jr., TE	1970	UPI	AP			1983		AP	
	1971	UPI			Frank Trapp, LB	1968		AP-D	
Ray Poole, E	1946	AP, UPI			Laquon Treadwell, WR	2014		Athlon	
Jerrell Powe, DT	2009		AP			2015	C, AP, ESPN, Athlon, PS		
	2010		C, PS		Laremy Tunsil, OL	2013		AP	CSM
Cody Prewitt, S	2013	AP, C, SN, CSM, ESPN				2014	AP, Athlon, CSM	C	
	2014	AP, C, ESPN, Athlon, CSM				2015	Athlon, ESPN		
Richard Price, G-T	1959			UPI	Gary Turner, DE	1975		AP-D	
	1960	AP, BN	UPI		Jim Urbanek, DT	1965	AP, UPI-D		
Kelvin Pritchett, DT	1989		AP			1966	AP, UPI-D		
	1990	AP, UPI, C, FN, BN			Burney Veazey, TE	1967	AP, UPI-D		
						1972	AP, UPI		
Randy Reed, FB-TB	1970		AP			1973	UPI-O	AP-O	
Tutan Reyes, OT	1999		C		Todd Wade, OT	1999	AP, C, BN		
Bill Richardson, T	1935		AP		Mike Wallace, WR	2007			PS
Jerry Richardson, DE	1966	UPI	AP-D			2008		PS	
	1967		AP-D		Wesley Walls, TE	1988	AP, C		
Cody Ridgeway, P	2003		C		Cassius Ware, LB	1993	AP	C	
	2004	R			Garland Warfield, DB	1966	AP	UPI	
Rab Rodgers, HB	1935		AP		Jim Weatherly, QB	1964		AP, UPI	
Farley Salmon, QB	1948		AP, UPI, INS		Curtis Weathers, TE	1977		AP	
Todd Sandroni, DB	1987		AP			1978		AP	
	1988	C	AP		Randy White, OG	1977		AP	
Dan Sartin, DT	1967		AP-D		Ben Williams, DT-MG	1973	UPI-D	AP-D	
Bill Schneller, QB	1939	AP				1974	UPI-D	AP-D	
Joshua Shene, K	2008	AP	C, PS			1975	AP-D, UPI-D		
Jackie Simpson, G	1957	AP	UPI		Don Williams, E	1950		UPI	
Eddie Small, WR	1992		C		Patrick Willis, LB	2005	AP, C, R, CFN		
Bill Smith, P	1984		AP			2006	AP, C, R		
	1985	UPI, C, SEC	AP		Gary Wunderlich, K	2016		C, AP, PS	Athlon
	1986	UPI, C, AP			Billy Yelverton, T	1956	AP	UPI	
Ralph Smith, E	1960			AP					
	1961		AP, UPI						
Jevan Snead, QB	2008			PS					

Guide to Abbreviations: AP (Associated Press), Athlon, BN (Birmingham News), C (Coaches), CA (Commercial Appeal), CFN (CollegeFootballNews.com), CSM (College Sports Madness), CSSE (College Sports Southeast), CTFP (Chattanooga Free Press), ESPN (ESPN.com) FN (Football News), INS (International News Service), PFF (Pro Football Focus), PR (Mobile Press-Register), PS (Phil Steele), R (Rivals.com), S&S (Street and Smith), Scout (Scout.com), SFS (Southern Football Saturdays), SBN, (SB Nation), SN (Sporting News), UPI (United Press International).

REBEL HONOR ROLL

HALLS OF FAME & HONORARY TEAMS

COLLEGE FOOTBALL HALL OF FAME: Frank M. (Bruiser) Kinard, T, 1951 (Charter Member); Charles A. Conerly, QB, 1966; Barney Poole, E, 1974; John H. Vaught (Coach), 1979; Doug Kenna, QB, 1984; Thad "Pie" Vann (Coach), 1987; Archie Manning, QB, 1989; Parker Hall, HB, 1991; Jerry Dean (Jake) Gibbs, QB, 1995; Charlie Flowers, FB, 1997; Wesley Walls, TE, 2014

PROFESSIONAL FOOTBALL HALL OF FAME: Frank M. Kinard, T, 1971, Gene Hickerson, G, 2007

HELMS ATHLETIC FOUNDATION HALL OF FAME: Frank M. Kinard, T, 1955; Charles Conerly, QB, 1959; Barney Poole, E, 1966

NATIONAL QUARTERBACK CLUB HALL OF FAME: Archie Manning, 2004

UNITED STATES MARINE CORPS SPORTS HALL OF FAME: Charlie Conerly, QB, 2010

MIAMI DOLPHINS WALK OF FAME: Tim Bowens, 2012

NEW ORLEANS SAINTS RING OF HONOR: Archie Manning, 2013

NEW YORK GIANTS RING OF HONOR: Charlie Conerly, 2010

NEW YORK JETS RING OF HONOR: Larry Grantham, 2011

ALL-TIME ALL-AMERICA: Frank M. Kinard, T, 1948, All-America Board, 1932-48; Frank M. Kinard, T, 1948; All-America Squad, Associated Press, 1951; Frank M. Kinard, T, 1948, Football Writers Association of America, 1920-68, September, 1969; Frank M. Kinard, T, 1948, Athlon, 1869-1992; Archie Manning, QB, 1970, Athlon, 1869-1992; Bill Smith, P, 1986, Athlon, 1869-1992

WALTER CAMP ALL-CENTURY TEAM: Frank M. (Bruiser) Kinard, T

CHICK-FIL-A SOUTHEASTERN CONFERENCE PLAYERS OF THE MILLENNIUM: Jerry Dean (Jake) Gibbs, QB; Archie Manning, QB; Barney Poole, E

ALL-TIME ALL-SOUTHEASTERN: Frank M. (Bruiser) Kinard, T (From 1933, FWA)

September, 1969; 1933-42; John A. (Junie) Hovious, HB; Frank M. Kinard, T

LINDY'S SEC ALL-CENTURY TEAM (1900-99): First Team—Archie Manning, QB; 2nd Team—Barney Poole, E; Bruiser Kinard, OL

LINDY'S 25TH ANNIVERSARY SEC TEAM (1982-2006): Freddie Joe Nunn, DL, 2nd Team; Bill Smith, P, 2nd Team

25-YEAR ALL-SOUTHEASTERN CONFERENCE TEAM (1961-85): Archie Manning, QB

BIRMINGHAM QUARTERBACK CLUB QUARTER CENTURY ALL-SEC TEAM (1950-74):

Stan Hindman, G; Archie Manning, QB

SEC SKYWRITERS ALL-TIME SEC TEAM (1933-82): First Team Offense—Archie Manning, QB (1968-70); Bruiser Kinard, L (1935-37). First Team Defense—Jimmy Patton, DB (1953-55). Second Team Offense—Charlie Conerly, QB (1942, 1946-47); Barney Poole, WR (1942-48); Stan Hindman, L (1963-65); Gene Hickerson, L (1955-57). Second Team Defense—Larry Grantham, LB (1957-59)

SOUTHEAST AREA ALL-TIME TEAM (1920-1969): Frank "Bruiser" Kinard, T (1935-37)

ATLANTA JOURNAL 35-YEAR ALL-SEC TEAM: Bruiser Kinard, T, 1937; Barney Poole, E, 1948

ATHLON TOP 25 PLAYERS OF BCS ERA (1998-2010): Patrick Willis, LB (No. 20)

LAKELAND (Fla.) LEDGER 25-YEAR ALL-SEC TEAM (1961-85): Archie Manning, QB, 1968-70

PREVIEW SPORTS ALL-DECADE TEAM (1940-49): Barney Poole, E

SPORTS ILLUSTRATED ALL-DECADE TEAM (1930-39): Frank M. (Bruiser) Kinard, T

SPORTS ILLUSTRATED ALL-DECADE TEAM (1940-49): Barney Poole, E

SI.com ALL-DECADE TEAM (2000-09): Patrick Willis, LB

ATHLON ALL-DECADE TEAM (2000-09): Patrick Willis, LB

ATHLON SPORTS ALL-BCS ERA (1998-2014) DEFENSE: Patrick Willis, LB, 2003-06

1960s ALL-SEC TEAM: Glenn Cannon, DB, Jim Dunaway, L; Stan Hindman; Archie Manning, QB
1970s ALL-SEC TEAM: Archie Manning, QB

1980s ALL-SEC TEAM: Freddie Joe Nunn, DL; Bill Smith, P; Wesley Walls, TE

LINDY'S SEC ALL-DECADE TEAM (1990-99): Second Team — Dwayne Dotson, LB

SEC ALL-DECADE TEAM (1990-99): Second Team — Todd Wade, OL

ATHLON SEC ALL-DECADE TEAM (2000-09): Patrick Willis, LB; Dexter McCluster, AP

SEC LEGENDS: Charles A. Conerly, TB, 1994; George Barney Poole, E, 1995; John Howard Vaught, Coach, 1996; John (Kayo) Dottley, RB, 1997; Archie Manning, QB, 1998; Charlie Flowers, FB, 1999; Robert C. Khayat, L-K, 2000; Ray Poole, E, 2001; Ben Williams, DL, 2002; Billy Ray Adams, RB, 2003; Allen Brown, TE, 2004; Andre Townsend, DL, 2005; Jerry Dean (Jake) Gibbs, QB, 2006; Wesley Walls, TE, 2007; Bobby Ray Franklin, QB, 2008; Jimmy Lear, QB, 2009; Everett Lindsay, OL, 2010; Deuce McAllister, RB, 2011; Glynn Griffing, QB, 2012; Jeff Herrod, LB, 2013; Stan Hindman, OL, 2014; Ken Lucas, DB, 2015; Kris Mangum, TE, 2016

DAVEY O'BRIEN LEGENDS AWARD: Archie Manning, QB, 2004

SOUTHERN LIVING SOUTH'S GREATEST PLAYERS (1936-86): Bruiser Kinard, T

ATHLON SPORTS ALL-TIME REBEL TEAM (1893-1995): Offense — Floyd Franks, WR

(1968-70); Barney Poole, WR (1942, 47-48); Wesley Walls, TE (1985-88); Jim Dunaway, OL (1960-62); Stan Hindman, OL (1963-65); Everett Lindsay, OL (1989-92); Crawford Mims, OL (1951-53); Marvin Terrell, OL (1957-59); Archie Manning, B (1968-70); John (Kayo) Dottley, RB (1947-50); Charlie Flowers, RB (1957-59); Bryan Owen, K (1985-88); Defense — Bruiser Kinard, DL (1935-37); Kelvin Pritchett, DL (1988-90); Ben Williams, DL (1972-75); Jim Urbanek, DL (1965-67); Freddie Joe Nunn, LB (1981-84); Larry Grantham, LB (1957-59); Jeff Herrod, LB (1984-87); Glenn Cannon, DB (1967-69); Barry Wilburn, DB (1981-84); Jimmy Patton, DB (1952-54); Todd Sandroni, DB (1987-90); Bill Smith, P (1983-86)

MISSISSIPPI SPORTS HALL OF FAME (Year Inducted): Billy Ray Adams, 1987; Warner Alford, 2003; Coolidge Ball, 2008; Calvin Barbour, 1975; Doby Bartling, 1977; Bernard (Blackie) Blackwell, 2001; Denver Brackeen, 1982; Johnny Brewer, 2004; Allen Brown, 2010; Raymond Brown, 2006; Lindy Callahan, 2004; Mack Cameron (coach), 1999; Jim Carmody (coach), 2009; Billy Chadwick, 2006; Van Chancellor, 2005; Charlie Conerly, 1966; Eddie Crawford, 2012; Bobby Crespino, 1994; Doug Cunningham, 2014; Roland Dale, 1995; J. W. (Wobble) Davidson, 1986; Herman (Eagle) Day, 1981; Mike Dennis, 2015; John (Kayo) Dottley, 1971; Jim Dunaway, 1990; Doug Elmore, 1993; Charlie Flowers, 1985; Bobby Ray Franklin, 2005; K.P. Gatchell (coach), 1966; Joe Gibbon, 1979; Jake Gibbs, 1976; Kline Gilbert, 1977; Jennifer Gillom, 2008; Pegggy Gillom, 1998; Gerald Glass, 2013; Tom Goode (coach), 1982; Bill Goodrich, 2005; B.L. (Country) Graham, 1963; Larry Grantham, 1980; Glynn Griffing, 2002; Edwin (Goat) Hale (coach), 1961; Parker Hall, 1970; Gene Hickerson, 1979; Stan Hindman, 1988; John A. (Junie) Hovious, 1967; Doug Kenna, Jr., 1970; Don Kessinger, 1984; Robert C. Khayat, 2000; Frank M. (Bruiser) Kinard (Charter Member), 1961; Dr. Cecil (Ike) Knox, 1964; A.C. (Butch) Lambert, 2000; Jimmy Lear, 1991; Harol Lofton, 1999; Archie Manning, 1989; Deuce McAllister, 2014; Jimmie McDowell (writer), 1999; Dr. Cary Middlecoff, 1996; Crawford Mims, 1995; John Montgomery, 1974; C.R. (Dudy) Noble (coach), 1961; Jimmy Patton, 1972; George Barney Poole, 1965; James E. (Buster) Poole, 1964; Ray S. Poole, 1968; Langston Rogers, 2013; William C. (Billy) Sam, 1965; C. M. (Tad) Smith, 1969; Ralph (Catfish) Smith, 2002; John Stroud, 2009; Tom Swayze, 1978; Marvin Terrell, 2001; Thad (Pie) Vann, 1971; John H. Vaught, 1976; Gerald (Gee) Walker, 1969; Skeeter Webb, 1978; Hunter G. (Doc) Weddington, 1983; Ben Williams, 1997

OLE MISS SPORTS HALL OF FAME (Year Inducted): Billy Ray Adams, 1990; Whitey Adams, 2009; Warner Alford, 1999; Vaughn S. (Buddy) Alliston, Jr., 1996; Austin H. Applewhite (Charter Member), 1986; Kent Austin, 2000; Cynthia Autry, 2007; Bobby Bailess, 2010; Coolidge Ball, 1991; Pat Ball, 2011; Calvin C. Barbour (Charter Member), 1986; Rod Barnes, 2011; Nick Barone, 2006; McNeil Doby Bartling (Charter Member), 1986; Preston (Pep) Bennett, 2005; Tony Bennett, 2003; Rex Reed Boggan, 1988; Treva G. (Bookie) Bolin, 1992; Jamie Booras, 1999; Marie Laure Bougnol, 2003; Arnold L. (Showboat) Boykin, 1988; Charlie Denver Brackeen, 1988; J. Kimble Bradley (Charter Member), 1986; Art Bressler, 2013; Billy Brewer, 2011; Johnny Brewer, 1991; Allen Brown, 1989; Raymond L. Brown, 1988; Cecil Burford, 2007; Edmund Jack Burke, 1995; William Webster (Webb) Burke (Charter Member), 1986; John L. Cain (Coach), 1987; Jeff Calhoun, 2001; Lindy Callahan, 2009; Dori Carter, 2015; Keith Carter, 2012; Samuel Parker Carter (Charter Member), 1986; Van Chancellor, 2002; Fran Spencer Chandler, 2011; Carlos Clark, 2001; Angelia Clay, 2005; William F. (Bill) Clay, 1996; Paloma Collantes, 2000; Charles A. (Charlie) Conerly, 1987; Eugenia Conner, 1995; Kimsey O'Neal Cooper, 2003; Jennis Paige Cothorn, 1988; Edward S. (Eddie) Crawford, 1988; James A. (Jimmy) Crawford, 1988; Bobby Crespino, 1991; Doug Cunningham, 1994; Chester H. Curtis (Charter Member), 1986; Roland H. Dale, 1987; Clarence Daniel, 2016; J.W. (Wobble) Davidson, 1987; Sheila Sullivan Davis, 1995; Herman (Eagle) Day, 1988; Tony Dees, 2004; David Dellucci, 2010; Walter M. (Mike) Dennis, 1996; Kenneth D. Dill, 1989; Steve Dillard, 1997; Paul Dongieux, 2012; John (Kayo) Dottley, 1987; Jim Dunaway, 1990; Doug Elmore, 1990; Joseph P. Evans (Charter Member), 1986; Kenneth D. Farragut, 1988; Charlie Flowers, 1988; Bobby Ray Franklin, 1988; Floyd Franks, 1993; John Lee Gainey Jr., 2002; H. William (Billy) Gates, 1992; Joe Gibbon, 1988; Jake Gibbs, 1989; Kline Gilbert, 1988; Jennifer Gillom, 1999; Pegggy J. Gillom, 1996; Gerald Glass, 2002; Lan Gooch, 2005; Kyle Gordon, 2003; B.L. (Country) Graham (Charter Member), 1986; James Larry Grantham, 1995; Glynn Griffing, 1989; Louis Guy, 1994; Mac Haik, 2001; Parker Hall, 1987; Whaley Hall, 1995; Doug Hamley, 1987; Jeff Hamm, 2004; Merle Hapes, 1993; Harry Harrison, 1994; Joe Harvell, 2013; Kirk England Haynes (Charter Member), 1986; Stephen Head, 2016; Jimmy Heidel, 2004; Brad Henderson, 2016; Jeff Herrod, 2001; Gaston H. Hewes (Charter Member), 1986; Gene Hickerson, 1988; Stanley C. Hindman, 1992; Steve Hindman, 1997; John A. (Junie) Hovious, 1987; Paul E. Husband, 1992; Stacy Hudson-Rich, 2013; Burney Hutchinson, 2014; William H. Inzer (Charter Member), 1986; Clara Jackson, 2006; Robert (Cob) Jarvis, 1988; Skipper Jernigan, 2011; Danielle Johnson, 2016; Teneeshia Jones, 2008; George Kersh, 2000; Don Kessinger, 1989; Jimmy Keyes, 1998; Tommy Keyes, 1997; Robert Khayat, 1993; Frank M. (Bruiser) Kinard (Charter Member), 1986; Wesley I. (Doc) Knight, 1988; Cecil (Ike) Knox (Charter Member), 1986; Everett

Lindsay, 2007; Julie Link-Clark, 2014; Jimmy Lear, 1988; Harol Lofton, 1999; Ken Lucas, 2014; Kris Mangum, 2008; Archie Manning, 1991; Jackie Martin-Glass, 2008; Deuce McAllister, 2010; Harry Mehre (Charter Member), 1986; Cary Middlecoff, 1987; Courtenay Chapman Middleton, 2012; James Gordon (Jim) Miller, 1995; V. B. Miller (Charter Member), 1986; Crawford Mims, 1988; Jerry Montgomery, 2010; John Montgomery, 1997; Stevon Moore, 2009; Yolanda Moore, 2010; Robert W. (Billy) Mustin, 1987; Agnes Muzamel, 2009; Johnny Neumann, 2015; Jimmy Patton, 1988; Dave Peege, 2000; C. Alton (Ary) Phillips, 2008; Pascale Piquemal, 203; George Barney Poole, 1987; James E. (Buster) Poole (Charter Member), 1986; Ray S. Poole, 1987; Arminie Price-Herrington, 2014; Jamey Price, 2005; Richard Price, 1994; Kelvin Pritchett, 2008; Jake Propst, 1998; Dawson Pruett, 2015; Dave Randall, 1999; Jack Reed, 1999; Jerry Richardson, 1998; J. Lake Roberson, 1987; Langston Rogers, 2012; Carol Ross, 2001; Ernest Ross, 1998; Billy Sam, 1987; Mitchell T. Salloum (Charter Member), 1986; Farley (Fish) Salmon, 1993; William H. (Nub) Sanders, 1988; Todd Sandroni, 2006; Bernard W. (Bernie) Schreiber, 1988; Robert I. Schwartz (Charter Member), 1986; Alisa Scott, 2004; Ansu Sesay, 2010; John Shaw, 2015; Jack M. (Jackie) Simpson, 1988; Bill Smith, 2016; Claude M. (Tad) Smith (Charter Member), 1986; L.A. Smith Jr. (Charter Member), 1986; Orma R. Smith (Charter Member), 1986; Ralph A. (Catfish) Smith, 2002; Chris Snopek, 2004; Glenda Springfield, 2002; Ralph Spry, 2003; Savante Stringfellow, 2007; John Busby Stroud, 1995; Chip Sullivan, 2014; Thomas K. Swayze (Charter Member), 1986; Marvin Terrell, 1988; Stan Torgerson, 2013; Andre Townsend, 2006; Chuck Trotter, 1987; Sean Tuohy, 1998; Thomas N. Turner (Charter Member), 1986; Elston Turner, 2000; Jim Urbanek, 2002; Thad (Pie) Vann, 1987; John H. Vaught, 1987; Dr. C. Ferrell Varner (Charter Member), 1986; Gerald H. (Gee) Walker, 1996; Joe Walker, 2016; Wesley Walls, 2005; Jack Waters, 1990; Randy Watkins, 1996; Curtis Weathers, 2007; James L. (Skeeter) Webb, 1996; Hunter George (Doc) Weddington, 1992; Norris Weese, 1994; Archie White, 2012; Hugh L. White (Charter Member), 1986; Ruben Davis Wilcox (Charter Member), 1986; Steve Wilkerson, 1997; Ben Williams, 1993; Charlie Williams, 1996; Larry Williams, 1991; Patrick Willis, 2015; Robert A. Wilson, 1988; Buddy Wittichen, 1998; Jimmy Yawn, 1990; Catherine Yelverton, 1997

ALABAMA SPORTS HALL OF FAME (Year Inducted): John L. Cain (coach), 1973; Paul Crane (coach), 1994; David Cutcliffe (coach), 2016; Harold (Red) Drew (coach), 1971; Jeff Herrod, 2017; Wendell Hudson (coach), 2001; Tracy Rocker (coach), 2005; Steve Sloan (coach), 2003; James W. Whatley (coach), 1987

ARKANSAS SPORTS HALL OF FAME (Year Inducted): Don Kessinger, 1981; Jim "Red" Parker (coach), 1988; John "Kayo" Dottley, 2001; Tommy Tuberville (coach), 2008; Charlie Flowers, 2010

GEORGIA SPORTS HALL OF FAME: Harry Mehre, 1971

LOUISIANA SPORTS HALL OF FAME: Archie Manning, 1988; Deuce McAllister, 2012

MISSISSIPPI COMMUNITY COLLEGE SPORTS HALL OF FAME: Tim Bowens, 2015; Denver Brackeen, 2007; Van Chancellor (coach), 2010; Bobby Ray Franklin, 2007; Tom Goode (coach), 2015; Jamie Howell, 2010; Ken Lindsey, 2008; Kenneth (Cat) Robbins, 2009; Langston Rogers, 2017; Fred Thomas, 2016

NEW ORLEANS SAINTS HALL OF FAME: Archie Manning, 1988; Deuce McAllister, 2012

TENNESSEE SPORTS HALL OF FAME: Eddie Crawford, 1996; Fran Spencer Chandler, 2007; Gene Hickerson, 2008

JACKSON-MADISON COUNTY (TENN.) SPORTS HALL OF FAME: Darron Billings, 2010; Fran Spencer Chandler, 1994; Shawn Cobb, 2010; Eddie Crawford, 1986; Kristen Goehring Lee; Edward Martindale, 2004; Jimmy Matthews, 1999; Dr. George W. Truett, 2002

SCOTT COUNTY (MISS.) SPORTS HALL OF FAME: James B. Harvey, 2015; Andre Hollis, 2015; Tom Stewart Lee, 2015; Deuce McAllister, 2015; Freddy Roberts, 2015

ACADEMIC HONORS

ACADEMIC ALL-AMERICA: Charles Flowers, FB, 1959; Robert Khayat, G, 1959; Doug Elmore, QB, 1961; Stan Hindman, G, 1965; Mac Haik, SE, 1966; Steve Hindman, TB, 1968; Julian Fagan, P, 1969; Greg Markow, DE, 1974; George Plasketes, DE, 1977; Robert Fabris, SE, 1977; Ken Toler, WE, 1980; Danny Hoskins, OL, 1985; (2nd); Jeff Noblin, SS 1985 (2nd); Danny Hoskins, OL, 1986; (1st); Jeff Noblin, SS, 1986 (2nd); Danny Hoskins, OL, 1987 (1st); Wesley Walls, TE, 1988 (1st); Todd Sandroni, FS, 1989 (1st); 1990 (2nd); Shawn Cobb, LB, 1990 (2nd); Kyle Wicker, DE, 1996 (2nd); Eli Manning, QB, 2001 (2nd); Cody Ridgeway, P, 2004 (1st); Rob Robertson, LB, 2004 (1st)

ACADEMIC ALL-SOUTHEASTERN: Leroy Reed, HB, 1956-57; Charles Flowers, FB, 1958-59; Robert Khayat, G, 1959; James Anderson, FB, 1960; Bookie Bolin, G, 1960; Doug Elmore, QB, 1961; Billy Ray Jones, G, 1961; Louis Guy, WB, 1962; Cecil Ford, T, 1963; Fred Roberts, FB, 1963; Mike Dennis, TB, 1964; Frank Lambert, P, 1964; Stan Hindman, G, 1965; Marvin McQueen, E, 1965-66; Dave Wells, WB-FB, 1965; Ray Bedingfield, C, 1965; Tommy Luke, DHB, 1965; Mac Haik, SE, 1966; Gerald Warfield, S, 1966; Julian Fagan, P, 1967-68-69; Steve Hindman, TB, 1967-68; Frank Trapp, LB, 1967; Joe Blount, LB, 1969; Claude Herard, DT, 1969; Dennis Coleman, DE, 1970; Reggie Dill, DE, 1971; John Gregory, OT, 1972; Norris Weese, QB, 1972-73; Harry Harrison, S, 1973; Rick Kimbrough, FLK, 1973-74; Larry

Kramer, TB, 1973; Greg Markow, DE, 1973-74; Richard Clippard, OG, 1974; Kenny Lyons, QB, 1974; John MacNeill, C, 1974; Bill Small, SE, 1975; Bill Farris, DE-P, 1975; George Stuart, LB, 1976; George Plasketes, DE, 1977; Robert Fabris, SE, 1977; Gary Jones, SS, 1977; Murray Whitaker, OT, 1978; Bob Grefseing, DE, 1978; Ken Toler, WR, 1980; Johnny Burrow, DB, 1981-82; Kent Austin, QB, 1982-83-84-85; Allen Partin, OL, 1982; Steve Hendrix, FB, 1983; Dwayne Nesmith, LB, 1983; Benton Reed, T, 1983-84-85; Ricky Lindstrom, LB, 1984; Danny Hoskins, OG, 1984-85-86-87; Jeff Noblin, DB, 1984-85-86; Jud Alexander, OL, 1985; Bob Cheatham, OL, 1985; Jay Schimmel, DT, 1985-86-87; Bryan Owen, K, 1986-87; Wesley Walls, DE-TE, 1986-87-88; Robert Cagle, OT, 1987-88; John Darnell, QB, 1987-89; Shawn Cobb, LB, 1987-88-89-90; Butch Davenport, FS, 1987; Sonny Harbuck, OG, 1987; Greg Lee, TE, 1987; Todd Sandroni, FS, 1987-88-89-90; Deron Zeppelin, TE, 1987-88-89; Jay Hopson, DB, 1988-89-90-91; Ronnie McKinney, RB, 1988-89; Dawson Pruett, C, 1988-89-90; Darryl Smith, DL, 1988; Chauncey Godwin, CB, 1989-90-91; Lee Lott, OT, 1989; Tom Luke, QB, 1989-90-91; Gerald McAllister, DB, 1989; Jack Muirhead, LB, 1989; Camp Roberts, TE, 1989; Trea Southerland, DB, 1989-90-91-92; Scott Swatzell, RB, 1989-90-91; Brian Cagle, DT, 1990; Cliff Dew, OL, 1990; Jody Hill, LB, 1990; Brian Lee, K, 1990-91-92; Monty Perry, OL, 1990; David Harris, DT, 1991-92-93; Robbie Little, WR, 1991; Rogers Stephens, K, 1991-92; Abner White, C, 1991; Franz Lorio, C, 1992-93; Lynn Ross, LB, 1992; Joel Jordan, OL, 1992-93; Greg Morris, WR, 1992-93; Paul Head, QB, 1993-94-95-96; Michael Lowery, DB, 1993; Sean O'Malley, NG, 1993; Deano Orr, FB, 1993; David Vinson, C, 1993-94-95; Kyle Wicker, LB, 1993-94-95, DE, 1997; Trey Wicker, TE, 1993-94-95; Andy Berger, WR, 1994; Boyd Kitchen, OT, 1994-95-96-97; Nakia Magee, CB, 1994-95-96; Darrell Moncus, C, 1994; Tim Montz, K, 1994; Frank Wilson, TE, 1994-95; Eric Bubrig, C-OT, 1995-96; Chris Cola, OG, 1995, DT, 1996; Randall Green, P-K, 1995-96-97; Lance Harrison, TE, 1995; Walker Jones, SS, 1995, LB, 1996-97; Chris May, OG, 1995; Todd Vowell, QB, 1995; Tyler Craddock, LB, 1996; Walt Hill, H-B, 1996, LB, 1997-98; Matt Luke, C, 1996-97-98; Sam Owen, CB, 1996-97; Stewart Patridge, QB, 1996-97; Tutan Reyes, OT, 1996, 1999; Nick Sagona, P, 1996; G. Davis Wilson, OG, 1996-97-98; Joey Embry, OL, 1997; Kendrick Hickman, OT, 1997; Matt Wells, LB, 1997; Amzie Williams, LB, 1998-99-2000-01; Ross Barkley, WR, 1999-2000; German Bello, OL, 1999-2000-01-02; Todd Campbell, WR, 1999; Ben Claxton, C, 1999, 2001-02; Reagan King, P, 1999-2000-01; Ronnie Letson, WR, 1999; Jason Partin, LB, 1999; David Peden, OL, 1999-2000; Chico Chandler, RB, 2000; Thomas Gee, LB, 2000-01; Theo Harris, OL, 2000; Walker Hunsicker, DE, 2000; Von Hutchins, DB, 2000-01-02; Rickey Jones, LB, 2000; Eli Manning, QB, 2000-01-02-03; John Meeks, RB, 2000; Jesse Mitchell, DT, 2000; Jamil Northcutt, LB, 2000-01-02-03; Justin Sawyer, TE-OL, 2000-01; Wes Scott, DB, 2000-01-02-03; Brad Synnott, OL, 2000-01; L.J. Taylor, WR, 2000-01; Justin Wade, LB, 2000; Les Binkley, K, 2001; Ben Boatright, K, 2001-02-03; Ben Craddock, P-H, 2001; Belton Johnson, OT, 2001; John McGarvey, OL, 2001; Charlie Perkins, C, 2001; Don Prince, OL, 2001; Daniel Booth, DL, 2002-03-04; Johnny Ducking, LB, 2002-03; Bo Hartsfield, TE, 2002-03-04; Adam King, DB, 2002; Matt Koon, OL, 2002; Jonathan Nichols, K, 2002-03-04; Chad Pilcher, RB, 2002-03; Cody Ridgeway, P, 2002-03-04; Rob Robertson, LB, 2002-03-04; Tre' Stallings, OL, 2002; Shelby Van Every, OL, 2002-03; Doug Zeigler, TE, 2002; Ethan Flatt, QB, 2002-04-05; Andrew Wicker, DL, 2002-03-04-05-06; Paul Bowers, RB, 2003; Adam Hayes, WR, 2003-04; Anthony Hobgood, TE, 2003; Ryan Jones, OL, 2003-04-05; Sidney McLaurin, C, 2003-04-05-06; Shae Orrell, P-K, 2003; Keith White, DB, 2003-04; Andrew Wilson, K, 2003; Charles Clark, DB, 2003; Thomas Eckers, OL, 2003; Jeremy Garrett, DL, 2003-04; Darryl Harris, OL, 2003; Robert Hough, TE, 2003; Robert Lane, QB, 2003; Trumaine McBride, DB, 2003-04-05-06; Patrick Willis, LB, 2003-06; William Griffin, WR, 2004; Seth Michaelson, RB, 2004; Joe Williams, DL, 2004; Chris Bowers, 2004; Paul Eck, QB, 2004; Corey Mills, DL, 2004; Robert Bass, K, 2005; Will Moseley, K, 2005-06; Reid Neely, OL, 2005-06-07-09; Justin Sparks, K, 2005-09; Christian Albarracin, 2006-07; Jason Cook, FB, 2006-07-08; Paul Hurd, OL, 2006-07; Brent Smith, OL, 2006-07-08; Billy Tapp, QB, 2006-07-08-09; Daverin Gerald, OL, 2006-07-08-09; Micheal Herrick, QB, 2006-07; Joshua Shene, K, 2006-07-08-09; Isaiah Smith, LB, 2007; Jevan Snead, QB, 2007-08-09; David Traxler, TE, 2007; Ben Benedetto, FB, 2008-09; Zack Brent, OL, 2008-09; Martin Fisher, K, 2008; Clay Fowler, QB, 2008; Gerald Harris, TE, 2008-09; Andy Hartmann, FB, 2008-09; Ben Meadows, K, 2008; Vincent Moss, WR, 2008-09-11; Wesley Phillips, LS, 2008-09-10; Devin Thomas, RB, 2008-09-10-11-12; Richie Contartesi, WR, 2009-10; David Hankins, K, 2009; Kyle Horine, WR, 2009-11; Jason Jones, LB, 2009; Josh Lancaster, LB, 2009-10-11; Jeremy McGee, CB, 2009; Don Mosely, OL, 2009; Bryan Powers, P, 2009; Lawon Scott, DL, 2009; Michael Brown, OL, 2009-11-12; Tyler Campbell, P, 2009-10-11-12-13; Joel Kight, LB, 2009-10-11-12; Andrew Ritter, K/P, 2009-10-11-12-13; Deterrian (D.T.) Shackelford, LB, 2009-10-11-12-13-14; Justin Bigham, FB, 2010-11-12-13; Chris Conley, P, 2010-11-12-13; Jacob Hickman, LS, 2010-11; Reggie Hicks, TE, 2010; Jack Nuismer, TE, 2010-11-12-13; Chad Phillips, LS, 2010; Evan Swindall, C, 2010; Chase Hughes, C, 2010-11-12-13-14; Sam Noblin, LB, 2011-12; John Pelozo, TE, 2011; Robert Ratliff, QB, 2011-12-13; Walker Sturgeon, DE, 2011-12-13-14; Abdul Bangura, DB, 2012; Chris Gill, OL, 2012; Ethan Hutson, OL, 2012-13; Josh Lancaster, LB, 2012; John Ratliff, WR, 2012-13-14; Bryson Rose,

K, 2012; Charlie Scott, RB, 2012-13-14; Matt Brown, TE, 2013-14-15; Pierce Burton, OL, 2013; Robert Conyers, OL, 2013-14-15; Dylan Dyer, TE, 2013-14-15; Andrew Fletcher, K, 2013-14; Tyler Gray, DL, 2013; Emmaneul McCray, OL, 2013; Christian Morgan, TE, 2013; Nathan Noble, K, 2013-14-15-16; Andy Pappanastos, K, 2013; John Youngblood, DE, 2013-14-15; Taz Zettergren, TE, 2013; Quincy Adeboyejo, WR, 2014-15-16; Justin Bell, OL, 2014; Fadol Brown, DE, 2014-15; Ryan Buchanan, QB, 2014-15; Quintavius Burdette, WR, 2014-15; Luke Davis, LB, 2014-15-16; Will Denny, LS, 2014; Mark Dodson, RB, 2014; Will Gleeson, P, 2014-15-16; Cale Luke, QB/WR, 2014-15-16; C.J. Moore, 2014-15; Tayler Polk, LB, 2014-15-16; Tyler Putman, OL, 2014; Sean Rawlings, OL, 2014-15-16; Grant Warren, P, 2014-15-16; Gary Wunderlich, K/P, 2014-15-16; Brandon Bell, WR, 2015; Talbot Buys, OL, 2015-16; Jacob Feeley, C, 2015; Martin Johnson, RB, 2015-16; Chad Kelly, QB, 2015-16; Chadwick Lamar, LS, 2015-16; Jack Raborn, LB, 2015; Nathan Vanderburg, RB, 2015; Ross Donnelly, DT, 2015-16; Alex Givens, OL, 2015; Jason Pellerin, QB, 2015-16; Jack DeFoor, OL, 2016; Donta Evans, LB, 2016; Will Few, LS, 2016; Sam Johnson, OL, 2016; Dawson Knox, TE, 2016; Bryce Mathews, OL, 2016; Jacob Mathis, TE, 2016; Shea Patterson, QB, 2016; Tyler Pittman, DL, 2016; Ray Ray Smith, LB, 2016; Hunter Thurley, TE, 2016;

H. BOYD MCWHORTER SEC SCHOLAR-ATHLETE OF THE YEAR: Jeff Noblin, 1987, Medicine; Danny Hoskins, 1988, Chemical Engineering; Rob Robertson, 2005, Biological Science
AMERICAN FOOTBALL COACHES ASSOCIATION (AFCA) SCHOLAR-ATHLETE TEAM: Kyle Wicker, DL, 1994

RHODES SCHOLARS: Richard C. Beckett, Jr., RE, 1907; Louis M. Jiggitts, HB, 1919; Myers Smith MacDougal, S, 1926; Robert Childres, HB, 1958

NCAA TODAY'S TOP VIII: Eli Manning, QB, 2003; Lee Ellis Moore, Track, 2011

NCAA POSTGRADUATE SCHOLARSHIP: Stan Hindman, G, 1966; Steve Hindman, TB, 1969; Ken Toler, SE, 1981; Kent Austin, QB, 1986; Jeff Noblin, FS, 1987; Danny Hoskins, OL, 1988; Wesley Walls, TE-OLB, 1989; Todd Sandroni, FS, 1990; Rob Robertson, LB, 2005
NATIONAL ASSOCIATION OF COLLEGIATE ATHLETIC DIRECTORS/DISNEY SCHOLAR-ATHLETE AWARD: Todd Sandroni, Pharmacy, 1991

DICK ENBERG AWARD: Robert C. Khayat, 2017

NATIONAL FOOTBALL FOUNDATION SCHOLAR-ATHLETE AWARDS: Steve Hindman (tie), TB, 1968; Medicine; Norris Weese, QB, 1973; Accounting; Dick Lawrence, OT, 1975, Business; Kent Austin, QB, 1985, Business; Jeff Noblin, DB, 1986, Medicine; Danny Hoskins, OL, 1987, Chemical Engineering; Wesley Walls, TE-OLB, 1988, General Engineering; Eli Manning, QB, 2003, Marketing

NATIONAL FOOTBALL FOUNDATION HAMPSHIRE HONOR SOCIETY: Will Moseley, K-P, 2007; Wesley Phillips, LS, 2011; Joel Kight, LB, 2013; Tyler Campbell, P, 2014; Chris Conley, P, 2014; Andrew Ritter, K, 2014; Deterrian Shackelford, LB, 2015; Dillon Barrett, TE, 2016; Matt Brown, TE, 2016; Quintavius Burdette, WR, 2016; Nathan Noble, K, 2017

NATIONAL FOOTBALL FOUNDATION (Ole Miss Chapter) SOUTHERN REGION SCHOLAR-ATHLETE: Jonathan Gibson, OL, 1991

NATIONAL FOOTBALL FOUNDATION (Ole Miss Chapter) NATIONAL HONOR SOCIETY: Will Moseley, K, 2007

NATIONAL FOOTBALL FOUNDATION SCHOLAR-ATHLETE AWARDS (Ole Miss Chapter): 1966: David Wells, WB. 1967: Archie Manning, QB; Jim Poole, TE. 1979: Alan Partin, OT. 1981: Kent Austin, QB; William Johnson, LB; Benton Reed, DT; Michael Smith, TE; Eric Truitt, DB; Barry Wilburn, DB. 1982: Jud Alexander, OG; Dean Brown, SE; Jeff Gles, OL; Ricky Lindstrom, LB; Jeff Price, RB; Curtis Rockwell, OL. 1983: Bob Cheatham, OT; Danny Hoskins, C; Clark Richey, OG; Woody Soehn, OT. 1984: David Caldwell, QB; John Carlton, DT; James "Sonny" Harbuck, OT; Jay Schimmel, DT; Robert "Thunder" Smith, RB; Shawn "Lightning" Sykes, RB. 1985: John "Butch" Davenport, LB; Stanley Johnson, DB; Gerald McAllister, TB; Wesley Walls, DE. 1986: Sandy Baker, OL; Brian Cagle, DT; Robert Cagle, OG; Shawn Cobb, LB; Lee Lott, C; Todd Sandroni, DB; Ken Williams, OL; 1987: Chauncy Godwin, DB. 1988: Dwayne Amos, DB; Tom Luke, QB; Russ Shows, QB; Trea Southerland, DB. 1989: David Harris, DE; Joel Jordan, C; Brian Lee, K; Brian Mays, DG. 1990: Lance Berry, K; Patrick Brown, LB; Bert Carruth, DB. 1991: Jonathan Gibson, OL; Trey Wicker, DE. 1992: Paul Head, QB; Michael Lowery, DB; Jeremy Morris, DT; Kyle Wicker, LB. 1993: Eric Bubrig, OG; Randall Green, K; Broc Kreitz, QB; Nikki Magee, C. 1994: Darryl Gibbs, DE; Walker Jones, WR. 1995: Jamie Baucom, OL; Paul Carrillo, QB; Joey Embry, OL; Ronnie Heard, DB; Matt Luke, OL; Sam Owen, WR; Britt Wicker, LB. 1996: Chad Cook, LB; Daniel Galloway, LB; Grant Heard, WR; Reagan King, P; Amzie Williams, LB. 1997: Jamie Armstrong, WR; Justin Coleman, DB; Mike Hamilton, OL; Matt Koon, TE; John McGarvey, OL. 1998: German Bello, OL; Justin Blake, DE; Chico Chandler, LB; Ben Claxton, C; Yahrek Johnson, DE. 1999: Theo Harris, OL; Von Hutchins, WR; Jamil Northcutt, LB; Justin Sawyer, TE; Wes Scott, WR. 2000: Thomas Daniel Booth, DT; Johnny Ducking, LB; William "Bo" Hartsfield, TE; Jonathan Nichols, PK; Cody Ridgeway, P; George "Rob" Robertson, LB. 2001: Brandon Jacobs, RB; Micheal Spurlock, QB; Tre' Stallings, OL; Bryant Thomas, DB. 2002: Dedrick Clark, DL; Ethan Flatt, QB; Andrew Wicker, DL. 2003: Vicente DeLoach, DL; Darryl Harris, OL; Robert Lane, QB; Trumaine McBride, DB; Patrick Willis, LB. 2004: Chris Bowers, DE; Jason Cook, FB; Paul Eck, QB; Maurice Miller, OL; Dustin Mouzon, DB; David Traxler, OL. 2005: Michael Hicks, WR; Justin Sparks, K;

Billy Tapp, QB. 2006: Daverin Gerald, DL; Michael Herrick, QB; Joshua Shene, K; Marcus Tillman, DL. 2007: Colby Arcenuaux, DB; Isaiah Smith, LB. 2008: Brandon Bolden, RB; Nathan Stanley, QB; Devin Thomas, RB. 2009: Michael Brown, OL; Tyler Campbell, P; Joel Kight, LB; D.T. Shackelford, LB. 2010: Chase Hughes, C; Mike Marry, LB. 2011: Mitch Hall, OL; Ethan Hutson, OL. 2012: Quintavius Burdette, DB; Robert Conyers, OL; Ben Still, OL; Jaylen Walton, RB; John Youngblood, TE. 2013: Trey Bledsoe, WR; Eugene Brazley, RB; Evan Ingram, TE; Austin Golson, OL. 2014: Alvin (A.J.) Moore, DB; Calvin (C.J.) Moore, DB; Tyler Putman, OL; Sean Rawlings, OL; Jordan Sims, OL; Gary Wunderlich, K/P; 2015: Ross Donnelly, DT; Alex Givens, OL; Javon Patterson, OL; Jason Pellerin, QB; 2016: Jack DeFoor, OL; Donta Evans, LB; Bryce Mathews, OL; D.K. Metcalf, WR; Shea Patterson, QB

COMMUNITY/HUMANITARIAN AWARDS

SEC SPORTSMANSHIP AWARD: Rodney Scott, RB, 2010

SEC COMMUNITY SERVICE TEAM: Alundis Brice, DB, 1994; David Knott, FS, 1995; Walker Jones, LB, 1996-97; Gary Thigpen, CB, 1998; Deuce McAllister, RB, 1999; Romaro Miller, QB, 2000; Syniker Taylor, CB, 2001; Lanier Goethie, LB, 2002; Eli Manning, QB, 2003; Jonathan Nichols, PK, 2004; Kelvin Robinson, LB, 2005; Patrick Willis, LB, 2006; Jason Cook, FB, 2007; David Traxler, TE, 2008; Dexter McCluster, RB-WR, 2009; Jerrell Powe, DT, 2010; Jason Jones, DE, 2011; Devin Thomas, RB, 2012; Deterrian Shackelford, LB, 2013-14; Evan Ingram, TE, 2015; Evan Ingram, TE, 2016

AMERICAN FOOTBALL COACHES ASSOCIATION (AFCA) GOOD WORKS TEAM: Kyle Wicker, DL, 1996; Walker Jones, LB, 1997; Deuce McAllister, RB, 1999; Romaro Miller, QB, 2000; Eli Manning, QB, 2002; Jamil Northcutt, LB, 2003; Jason Cook, FB, 2007; Deterrian Shackelford, LB, 2014 (Captain)

SEC COMMUNITY SERVICE POSTGRADUATE SCHOLARSHIP: Walker Jones, LB, 1997

RED BLAIK ALL-AMERICA FOOTBALL FOUNDATION OUTSTANDING LEADERSHIP AWARD: Todd Wade, OT, 1999; Deuce McAllister, RB, 2000; Terrence Metcalf, OT, 2001; Eddie Strong, LB, 2002; Eli Manning, QB, 2003; Michael Oher, OT, 2008; Jevan Snead, QB, 2009

SPORTING NEWS RADIO SOCRATES AWARD: Eli Manning, QB, 2003

BYRON "WHIZZER" WHITE HUMANITARIAN AWARD: Archie Manning, 1978

POP WARNER LITTLE SCHOLARS COLLEGE FOOTBALL AWARD: Evan Ingram, 2016

NATIONAL FOOTBALL FOUNDATION GOLD MEDAL RECIPIENT: Archie Manning, 2016

NFF DISTINGUISHED AMERICAN AWARD: Robert C. Khayat, 2003;

NFF CHAPTER PRESIDENTS AWARD: Frank O. Crosthwait Jr., 1991

NFF DISTINGUISHED AMERICAN AWARD (Ole Miss Chapter): C.M. "Tad" Smith & John Vaught, 1967; Thomas N. Turner, 1968; Chester H. Curtis, 1969; R.D. "Rube" Wilcox, 1970; Mitchell Salloum Sr., 1971; Tom K. Swayze, 1972; Sam P. Carter, 1973; Buster Poole, 1978; Junie Hovious, 1979; Charlie Conerly, 1980; J.W. "Wobble" Davidson, 1981; Jim Ingram, 1982; Ray Poole, 1983; Dr. Wayne Terry Lamar, 1984; Charlie Flowers, 1985; Parker Hall, 1986; Kenneth D. Dill, 1987; Arnold L. "Showboat" Boykin, 1988; Robert C. Khayat, 1989; Eddie Crawford, 1990; Ben Williams, 1991; George P. Hewes, III, 1992; Warner Alford, 1993; Bobby Ray Franklin, 1994; Richard Price, 1995; Farley Salmon, 1996; Gregory Scott Walker, 1997; Preston (Pep) Bennett, 1998; Billy Ray Adams & Louis Guy, 2000; Reed Davis, 2001; Archie Manning, 2002; Deuce McAllister, 2004; Jimmy Lear, 2005; Curtis Weathers, 2006; Preston Carpenter, 2007; Bo Bowen, 2008; Wesley Walls, 2009; Jimmy "Tank" Crawford, 2010; Glynn Griffing, 2011; Bill Jordan, 2012; Billy & Mollie Van Devender, 2013; Dr. Alan Partin, 2015; Arthur F. "Skipper" Jernigan, 2016

NFF CONTRIBUTION TO AMATEUR FOOTBALL AWARD (Ole Miss Chapter): Chancellor John D. Williams, 1967; Dr. T.A. Bickerstaff, 1968; Guy C. Billups & Jeff K. Hamm, 1969; Chancellor Porter L. Fortune, 1970; Dr. V.A. Coulter, 1971; H.W. "Billy" Gates, 1972; Wesley I. "Doc" Knight, 1973; John Cain, 1978; Edwin "Goat" Hale, 1979; Governor William Winter, 1980; Robert Schwartz, 1981; Dr. Gerry Hopkins, 1982; Senator James O. Eastland, 1983; Clifford G. Worsham, 1984; Dr. Paul H. Moore, 1985; C. D. "Red" Gale, 1986; Lee T. Cossar, 1987; S. D. "Dee" Collins, 1988; Harold C. Kelly, 1989; James N., Butler, 1990; Bill Ross, 1991; Frank O. Crosthwait, Jr., 1992; Billy Brewer, 1993; Dr. Jerry Hollingsworth, 1994; Michael S. Starnes, 1995; Steve Davenport, 1996; Dr. R. Jerry Hornsby, 1997; Max W. Williams, 1998; Lyman Hellums & Stan Torgerson, 2000; Leroy Mullins, 2001; Dickie Scruggs, 2002; David O. McCormick, 2004; Bert Allen, 2005; Mike Glenn, 2006; Dr. Robert A. Weems, 2007; Shepard Smith, 2008; Butch Lambert Jr., 2009; Michael Rubenstein, 2010; Roland & Sheryl Burns, 2011; Dr. Ron Rychlak, 2012; Jesse Mitchell, 2013; Hu Meena, 2015; Deano C. Orr, 2016

OLE MISS M-CLUB LOTTERHOS SERVICE AWARD: Ed Horner, 2006; Eleanor Shaw, 2007; George Lotterhos, 2008; Randy Reed, 2009; Bobby Bailess, 2010; Mike Robbins, 2011; Allen Brown, 2012; Alton Brown, 2012; David Wells, 2013; Larry Leo Johnson, 2014; Andy Kilpatrick, 2015; Bill Barry, 2016

NFL ALUMNI CAREER ACHIEVEMENT AWARD: Dr. Robert C. Khayat, 1998

CBS/TOYOTA LEADER OF THE YEAR: Todd Sandroni, FS, 1990

ARMY ROTC/THE SPORTING NEWS "BUILDING SUCCESSFUL FUTURES" AWARD: Sheldon Morris, WR, 1997

PAT SUMMERALL AWARD: Archie Manning, 2013
PAT TILLMAN PATRIOT AWARD: Tony Fein, LB, 2007
AUTOZONE LIBERTY BOWL DISTINGUISHED CITIZEN AWARD: Dr. Robert C. Khayat, 2007; Archie Manning, 2016

PROFESSIONAL FOOTBALL HONORS

ALL-PROFESSIONAL: Frank M. Kinard, T, 1938-40-44-46; James E. Poole, E, 1939-40-46, Parker Hall, HB, 1939; Charles Conerly, HB-QB, 1948-57-59; Ray Poole, E, 1950; Jimmy Patton, DHB, 1958-59-60-61-62; Larry Grantham, LB, 1960-61-61-63-64 (AFL); Jim Dunaway, DT, 1966-68 (AFL); Gene Hickerson, OG, 1966; 1968-69-70 (Chosen Outstanding Blocker in NFL, 1968); Archie Manning, QB, 1978; Barry Wilburn, DB, 1987; Wesley Walls, TE, 1996-97-98-99; Patrick Willis, LB, 2007-09-10-11-12; Greg Hardy, DE, 2013; Dexter McCluster, KR, 2013

NFL 1960S ALL-DECADE TEAM: Gene Hickerson, OG, Cleveland Browns

ATHLETIC ACHIEVEMENT AWARDS

OUTSTANDING COLLEGE BACK IN AMERICA: Archie Manning, QB, 1969 (Walter Camp Memorial Award, Washington Touchdown Club)
FOOTBALL DIGEST NATIONAL PLAYER OF THE YEAR: Charlie Conerly, 1947
MAXWELL AWARD (Nation's Top Player): Eli Manning, QB, 2003
JOHNNY UNITAS GOLDEN ARM AWARD (Nation's Top Senior QB): Eli Manning, QB, 2003
DICK BUTKUS AWARD (Nation's Top Linebacker): Patrick Willis, LB, 2006
DICK BUTKUS AWARD (Top Pro Linebacker): Patrick Willis, LB, 2009
LAMBERT AWARD (Nation's Top Linebacker): Patrick Willis, LB, 2006
LOU GROZA AWARD (Nation's Top Kicker): Jonathan Nichols, K, 2003
OZZIE NEWSOME AWARD (Nation's Top Tight End): Evan Engram, 2016
WUERFFEL TROPHY (Exemplary Community Service): Deterrian Shackelford, LB, 2014
NATIONAL QUARTERBACK CLUB AWARD (National Collegiate Quarterback of the Year): Eli Manning, QB, 2003
SEC PLAYER AWARDS (SEC COACHES): Player of the Year—Eli Manning, QB, 2003; Offensive Player of the Year—Eli Manning, QB, 2003; Defensive Player of the Year—Patrick Willis, LB, 2006; Special Teams Player of the Year—Jonathan Nichols, K, 2003; Freshman of the Year—Laquon Treadwell, WR, 2013
SEC PLAYER AWARDS (AP): Offensive Player of the Year—Eli Manning, QB, 2003; Defensive Player of the Year—Patrick Willis, LB, 2006
SEC PLAYER AWARDS (Scout.com): Defensive Player of the Year—Senquez Golson, DB, 2014
SEC PLAYER AWARDS (College Sports Madness): Defensive Player of the Year—Senquez Golson, DB, 2014
SEC PLAYER AWARDS (UPI): Player of the Year—Jake Gibbs, QB, 1960; Offensive Player of the Year—Archie Manning, QB, 1969
SEC PLAYER AWARDS (Athlon): Newcomer of the Year—Chad Kelly, QB, 2015
ATLANTA CONSTITUTION SUPERLATIVES (SEC): Lineman of the Year: Marvin Terrell, G, 1959
ATLANTA JOURNAL SEC MOST VALUABLE PLAYER: Charlie Conerly, 1947
COMMERCIAL APPEAL SEC PLAYER OF THE YEAR: Eli Manning, QB, 2003
NASHVILLE BANNER SEC PLAYER OF THE YEAR: Charles A. Conerly, HB, 1947; Jake Gibbs, QB, 1960; Archie Manning, QB, 1969
TOUCHDOWN CLUB OF ATLANTA AWARDS (SEC): Back of the Year—Charles A. Conerly, HB, 1947; Jake Gibbs, QB, 1960; Glynn Griffing, QB, 1962; Archie Manning, QB, 1969 (First Junior to be named); Eli Manning, QB, 2003; Lineman of the Year—Kenny Dill, C-LB, 1963
TOUCHDOWN CLUB OF ATLANTA SHUG JORDAN AWARD (Top Southeast Offensive Line-man): Michael Oher, OT, 2008
BIRMINGHAM QUARTERBACK CLUB AWARDS (SEC): Most Valuable Lineman—Marvin Terrell, G, 1959; Whaley Hall, T, 1963; Kris Mangum, 1996; Terrence Metcalf, OT, 2001; Most Valuable Back—Archie Manning, QB, 1969; Eli Manning, QB, 2003
LITTLE ROCK TOUCHDOWN CLUB AWARDS (SEC): Defensive Player of the Year—Patrick Willis, LB, 2006
COACH AND ATHLETE AWARD: Player of the Year in the Southeastern Area—Archie Manning, QB, 1969
MIAMI TOUCHDOWN CLUB (Fame) AWARD: Outstanding College Back in America: Archie Manning, QB, 1969
JACOBS BEST BLOCKER AWARD (SEC): Buddy Bowen, BB, 1947; Crawford Mims, G, 1953; Paige Cothorn, FB, 1955; Everett Lindsay, OT, 1992; Michael Oher, OT, 2008
CONERLY TROPHY: Stewart Patridge, QB, 1997; Deuce McAllister, RB, 1999; Eli Manning, QB, 2001; Eli Manning, QB, 2003; Patrick Willis, LB, 2006; Bo Wallace, QB, 2012; Evan Engram, TE, 2016
KENT HULL TROPHY: Laremy Tunsil, OL, 2014; Fahn Cooper, OL, 2015

JACKSON CLARION-LEDGER MISSISSIPPI SPORTS PERSON OF THE YEAR: Eli Manning, QB, 2003; Houston Nutt, coach, 2008

JACKSON TOUCHDOWN CLUB SPORTSMAN OF THE YEAR: Archie Manning, 1969; Norris Weese, 1974; Archie Manning (Pro), 1979; Wesley Walls, 1989; Rufus French, 1998; Eli Manning, 2003

JACKSON TOUCHDOWN CLUB MISSISSIPPI PROFESSIONAL ATHLETE OF THE YEAR: Wesley Walls, 1997; Deuce McAllister, 2002

TENNESSEE MALE AMATEUR ATHLETE OF THE YEAR: Patrick Willis, 2007

COMMUNIGROUP MISSISSIPPI OFFENSIVE LINEMAN OF THE YEAR: Dawson Pruett, 1990; Everett Lindsay, 1992

CFPA ELITE RUNNING BACK TROPHY: Dexter McCluster, 2009

CFPA ELITE DEFENSIVE BACK TROPHY: Senquez Golson, 2014

ALL-SOUTH: Elmer Allen, Tackle, 1971 (CA); Rex Reed Boggan, Tackle, 1954; Johnny Brewer, End, 1960; Glenn Cannon, S, 1969 (CA); Dennis Coleman, DE, 1970; Charles Conerly, Halfback, 1947; Paige Cothren, Fullback, 1955; Jimmy Crawford, Guard, 1948-49; Eagle Day, Quarterback, 1955; John (Kayo) Dottley, Fullback, 1949-50; Hap Farber, 1969 (CA); Charlie Flowers, Fullback, 1959; Floyd Franks, Split End, 1970 (CA); Jake Gibbs, Quarterback, 1960; Kline Gilbert, Tackle, 1952; Parker Hall, Halfback, 1938; Gene Hickerson, Tackle, 1957; Frank M. Kinard, Tackle, 1937; Archie Manning, QB, 1970 (CA); Harold Maxwell, End, 1951; Worthy McClure, OT, 1970 (CA); Bobby McCool, Fullback, 1953; Crawford Mims, Guard, 1953; Buz Morrow, DT, 1969 (CA); Allen Muirhead, Halfback, 1954; Jimmy Patton, Halfback, 1952; Ray Poole, End, 1946; Wimpy Winther, Center, 1970 (CA)

SOPHOMORE ALL-SEC: Bob Bailess, LB, 1971; Treva Bolin, G, 1960; Johnny Brewer, E, 1957; Allen Brown, E, 1962; Dennis Coleman, DE, 1968; Paul Dongieux, LB, 1969; Rocky Fleming, E, 1964; John Fourcade, QB, 1979; Ray Heidel, DB, 1968; Stan Hindman, G, 196; Skip Jernigan, G, 1968; Jimmy Keyes, G, 1965; Bill Malouf, SE, 1972; Tommy Monsour, LB, 1970; Buzz Morrow, DT, 1967; Bruce Newell, DB, 1965; Richard Price, G, 1958; Dan Sartin, DT, 1965; Ralph Smith, E, 1959; Jim Urbenek, DT, 1965; Burney Veasey, TE, 1971

COACHING/STAFF HONORS

AFCA DIVISION I-A REGION 2 COACH OF THE YEAR: David Cutcliffe, 2003; Houston Nutt, 2008

FCA NATIONAL COACH OF THE YEAR: Houston Nutt, 2009; Hugh Freeze, 2013

PLAYBOY COACH OF THE YEAR: John Vaught, 1960

SOUTHEASTERN CONFERENCE COACH OF THE YEAR (SEC COACHES): John Vaught, 1947 & 1962; David Cutcliffe, 2003; Houston Nutt, 2008

SOUTHEASTERN CONFERENCE COACH OF THE YEAR (AP): John Vaught, 1947-48-54-55-60-62; Ken Cooper, 1975; Tommy Tuberville, 1997; David Cutcliffe, 2003

SOUTHEASTERN CONFERENCE COACH OF THE YEAR (UPI): John H. Vaught, 1960-62; Ken Cooper, 1975; Billy Brewer, 1986

BIRMINGHAM NEWS SEC COACH OF THE YEAR: Billy Brewer, 1990

NASHVILLE BANNER SEC COACH OF THE YEAR: John H. Vaught, 1947, 1962; Ken Cooper, 1975; Billy Brewer, 1990

TOUCHDOWN CLUB OF ATLANTA SEC COACH OF THE YEAR: John H. Vaught, 1947; Houston Nutt, 2008

COLUMBIA, S.C., TOUCHDOWN CLUB MAJOR COLLEGE COACH IN THE SOUTH: Ken Cooper, 1975

FOOTBALLSCOOP.COM NATIONAL SPECIAL TEAMS COORDINATOR OF THE YEAR: James Shibest, 2008

FOOTBALLSCOOP.COM NATIONAL DEFENSIVE BACKS COACHES OF THE YEAR: Jason Jones and Dave Wommack, 2014

SCOUT.COM NATIONAL RECRUITER OF THE YEAR: Chris Kiffin, 2013

PROFESSIONAL FOOTBALL STRENGTH & CONDITIONING COACHES SOCIETY COLLEGIATE STRENGTH & CONDITIONING COACH OF THE YEAR: Don Decker, 2010

NATIONAL ASSOCIATION OF ATHLETIC DEVELOPMENT DIRECTORS FUNDRAISER OF THE YEAR: Keith Carter, 2016

CoSIDA HALL OF FAME: Billy Gates, 1969; Langston Rogers, 1990

CoSIDA ARCH WARD AWARD: Langston Rogers, 2001

CoSIDA TRAILBLAZER AWARD: Langston Rogers, 2008

MISSISSIPPI SPORTS WRITERS ASSOCIATION HALL OF FAME: Billy Gates, 1981; Jimmie McDowell, 1981; Langston Rogers, 1997

MISSISSIPPI ATHLETIC TRAINERS' ASSOCIATION HALL OF FAME (Year Inducted): Wesley I. (Doc) Knight, 2003 (Charter Member); Leroy Mullins, 2004

FWAA SUPER 11 SPORTS INFORMATION DEPARTMENTS: Ole Miss, 2013

FOOTBALLSCOOP.COM VIDEO OF THE YEAR: Ole Miss, 2013 (2012 Highlights video)

BOWL AWARDS

SUGAR: Outstanding Player—Ray Brown, QB, 1958; Bobby Franklin, QB, 1960; Jake Gibbs, QB, 1961; Glynn Griffing, QB, 1963; Archie Manning, QB, 1970; Chad Kelly, QB, 2016. **COTTON:** Outstanding Back—Eagle Day, 1956; Eli Manning, QB, 2004; Outstanding Lineman—Buddy Allison, G, 1956; Josh Cooper, DL, 2004; Offensive Most Valuable Player—Dexter McCluster, RB-WR, 2009, 2010; Defensive Most Valuable Player—Marshay Green, DB, 2009. **GATOR:** Most Valuable Player, Winning Team—Bobby Franklin, QB, 1958. Most Valuable Player, Losing Team—Archie Manning, QB, 1971; Tyrone Ashley, DB, 1991. **LIBERTY:** Outstanding Offensive Lineman—Charles Horton, C, 1965; Worthy McClure, ST, 1968; Outstanding Defensive Lineman—Lee Garner, LB, 1965; Most Valuable Player, Outstanding Offensive Back—Steve Hindman, TB, 1968; Outstanding Defensive Back—Robert Bailey, M, 1968; Most Valuable Player—Randy Baldwin, RB, 1989; Cassius Ware, LB, 1992; Outstanding Offensive Player—Randy Baldwin, RB, 1989; Russ Shows, QB, 1992; Outstanding Defensive Player—Jeff Carter, FS, 1989; Cassius Ware, LB, 1992. **PEACH:** Most Valuable Player, Offense—Norris Weese, QB, 1971; Most Valuable Player, Defense—Crowell Armstrong, LB, 1971. **INDEPENDENCE:** Most Valuable Player, Defense—Andre Townsend, DT, 1983; Kendrick Clancy, 1998; Tim Strickland, DB, 1999; Most Valuable Player, Offense—Mark Young, QB, 1986; Romaro Miller, QB, 1998; Eli Manning, QB, 2002. **FORD MOTOR CITY:** Most Valuable Player—Stewart Patridge, QB, 1997. **BBVA COMPASS:** Most Valuable Player—Bo Wallace, QB, 2013. **MUSIC CITY:** Most Valuable Player—Bo Wallace, QB, 2013. **SPORTS ILLUSTRATED ALL-BOWL TEAM:** Matt Luke, C, 1998; Les Binkley, K, 1999; Todd Wade, OT, 1999; Cliff Woodruff, OL, 2004; Laremy Tunsil, OL, 2015. **COLLEGE FOOTBALL NEWS.COM ALL-BOWL TEAM:** Belton Johnson, OT, 2002. **COTTON BOWL HALL OF FAME:** Eagle Day, QB, 2003. **INDEPENDENCE BOWL HALL OF HONOR:** Mark Young, QB, 1999; Billy Brewer, head coach, 2000; Wesley Walls, TE, 2001; David Cutcliffe, head coach, 2003; Deuce McAllister, RB, 2006. **ALL-TIME BOWL TEAMS—SUGAR (1955-62):** Ray Brown, QB, 1958; Charles Flowers, FB, 1960; Bobby Franklin, QB, 1960; Gene Hickerson, T, 1958; Jackie Simpson, G, 1958; **(All-Time Team):** Ray Brown, B, 1935-59; Jim Dunaway, T, 1959-84; Jake Gibbs, P, 1959-84; **ORANGE (75th Anniversary All-Time Team):** Frank M. Kinard, T, 2008

ALL-STAR TEAM AWARDS

SENIOR BOWL: Outstanding Player—Glynn Griffing, QB, 1963; Outstanding South Team Lineman—Jackie Simpson, G, 1958; Hanson Churchwell, G, 1959; Ken Kirk, C, 1960 (co-c); Outstanding South Team Back—Bobby Crespino, WB, 1961. Most Valuable Offensive Player—John Fourcade, QB, 1987; Most Valuable Defensive Player—Patrick Willis, LB, 2007; **SENIOR BOWL: 1994 All-Senior Bowl/NFL Dream Team—**Tony Bennett; **BLUE-GRAY GAME:** Outstanding Lineman—Henry Linton, T, 1953; Most Valuable Defensive Player, Gray Squad—Pete Harris, LB, 1992; Outstanding Offensive Player, Gray Squad—Roell Preston, WR, 1994; Outstanding Defensive Player, Gray Squad—Abdul Jackson, LB, 1994. **NORTH-SOUTH GAME:** Most Valuable Player—Crawford Mims, G, 1953; **HULA BOWL:** Outstanding Offensive Player—Norris Weese, QB, 1974; Defensive MVP—Freddie Joe Nunn, DE, 1984

GAME AWARDS

ESPN NATIONAL PLAYER OF THE WEEK: Stewart Patridge, QB, vs. LSU, 1997. **CBS SPORTSLINE PLAYER OF THE WEEK:** Deuce McAllister, RB, vs. Arkansas, 1999. **COMPAQ BEST KICKOFF RETURN OF THE WEEK:** Deuce McAllister, RB, vs. Arkansas, 1999. **WALTER CAMP NATIONAL OFFENSIVE PLAYER OF THE WEEK:** Dexter McCluster, RB, vs. Tennessee, 2009. **AT&T ALL-AMERICA PLAYER OF THE WEEK:** Dexter McCluster, RB-WR, vs. Tennessee, 2009. **NATIONAL LINEMAN OF THE WEEK:** James (Bud) Slay, E, vs. Maryland, 1952 (AP); Allen Green, C-KS, vs. Arkansas, 1960 (AP); Jim Dunaway, T, vs. LSU, 1962 (SI-Sports Illustrated); Jimmy Keyes, MG, vs. Memphis State, 1965 (SI); Jerry Richardson, DE, vs. Tennessee, 1966 (AP); Fred Brister, LB, vs. Tennessee, 1969 (AP); Crowell Armstrong, LB, vs. Alabama, 1970 (AP); Ben Williams, DT, vs. Villanova, 1973 (AP); Mike Pittman, DT, vs. Georgia, 1976 (AP). **NATIONAL BACK OF THE WEEK:** Paige Cothren, FB, vs. Arkansas, 1955 (AP); Bobby Franklin, QB, Mississippi State 1958 (AP); Jake Gibbs, QB, vs. Mississippi State, 1960 (AP); Archie Manning, QB, vs. LSU, 1968 (AP); Archie Manning, QB, vs. Alabama, 1969 (AP); Archie Manning, QB, vs. LSU, 1969 (SI). **RIVALDS.COM NATIONAL OFFENSIVE PLAYER OF THE WEEK:** Deuce McAllister, RB, vs. Mississippi State, 2000. **RIVALDS.COM NATIONAL FRESHMAN OF THE WEEK:** Dexter McCluster, WR, vs. Memphis, 2006. **NATIONAL DEFENSIVE PLAYER OF THE WEEK (Sports Illustrated):** Brian Moreland vs. Notre Dame, 1977; Jeff Herrod vs., Arkansas State, 1987; Chris Mitchell vs. Arkansas, 1990. **NATIONAL DEFENSIVE PLAYER OF THE WEEK (FWAA/Bronko Nagurski):** Matt Grier vs. Florida, 2002. **NATIONAL DEFENSIVE PLAYER OF THE WEEK (Bednarik Award):** Cody Prewitt vs. Texas A&M, 2014; Robert Nkemdiche vs. No. 2 Alabama, 2015. **NATIONAL MANNING STARS OF THE WEEK (Manning Award):** Bo Wallace, Louisiana-

Lafayette, 2014; Chad Kelly vs. Fresno State, 2015; Chad Kelly, vs. Alabama, 2015; Chad Kelly, vs. Arkansas, 2015; Chad Kelly, vs. Texas A&M, 2015. **NATIONAL SENIOR OF THE WEEK (Senior Bowl):** Senquez Golson vs. Tennessee, 2014; Cody Prewitt vs. Texas A&M, 2014. **NATIONAL DEFENSIVE BACK OF THE WEEK (College Football Performance Awards):** Senquez Golson vs. Louisiana-Lafayette, 2014; Cody Prewitt vs. Texas A&M, 2014. **NATIONAL KICKOFF RETURNER OF THE WEEK (CFPA):** Jaylen Walton vs. Texas, 2012. **NATIONAL LINEBACKER OF THE WEEK (CFPA):** Denzel Nkemdiche vs. Alabama, 2012. **NATIONAL PUNT RETURNER OF THE WEEK (CFPA):** Jeff Scott vs. Texas, 2013. **NATIONAL PUNTER OF THE WEEK (CFPA):** Will Gleeson vs. Boise State, 2014; Will Gleeson vs. Tennessee, 2014. **NATIONAL TIGHT END OF THE WEEK (CFPA):** Evan Engram vs. Vanderbilt, 2014; Evan Engram vs. Auburn, 2014; Evan Engram vs. Mississippi State, 2014. **NATIONAL TIGHT END OF THE WEEK (John Mackey):** Evan Engram vs. Ga. Southern, 2016. **NATIONAL BACKFIELD OF THE WEEK (UPI):** Jimmy Patton, LHB, vs. Tulane, 1953; Paige Cothren, FB, vs. Arkansas, 1955; Louis Guy, WB, vs. Tennessee, 1962; Archie Manning, QB, vs. Alabama, 1969; Archie Manning, QB, vs. LSU, 1969. **SOUTHEASTERN LINEMAN OF THE WEEK:** Allen Green, C-KS, vs. Arkansas, 1960 (AP); Rocky Fleming, WB, vs. Tennessee, 1965 (UPI); Jim Urbanek, DT, vs. Houston, 1966 (AP); Jerry Richardson, DE, vs. Tennessee, 1966 (AP); Fred Brister, LB, vs. Tennessee, 1969 (AP); Crowell Armstrong, LB, vs. Alabama, 1970 (AP); Elmer Allen, DT, vs. LSU 1971 (AP); Ben Williams, DT, vs. Villanova, 1973 (AP); Richard (Stump) Russell, LB, vs. Missouri 1974 (AP); George Stuart, LB, vs. Alabama 1976 (AP); Mike Pittman, DT, vs. Georgia, 1976 (AP); Charlie Cage, DT, vs. Notre Dame, 1977 (AP); George Plasketes, DE, vs. Tennessee, 1977 (AP); Eddie Cole, LB, vs. Memphis St. 1978, (AP); James Otis, DE, vs. Tennessee, 1979 (AP); Andre Townsend, DT, vs. Vanderbilt, 1983 (AP); Freddie Joe Nunn, DE, vs. Memphis State, 1984 (AP), vs. Arkansas, 1984 (AP), vs. Mississippi State, 1984 (AP); Dan Boyce vs. Tulane, 1984 (AP). **SOUTHEASTERN OFFENSIVE PLAYER OF THE WEEK (AP):** Paige Cothren, FB, vs. Arkansas, 1955; Bobby Franklin, QB, vs. Miss. State, 1958; Jake Gibbs, QB, vs. Miss. State, 1960; Archie Manning, QB, vs. Memphis State and LSU, 1968; vs. Georgia, LSU and Tennessee, 1969; vs. Alabama and Georgia, 1970; Norris Weese, QB, vs. LSU, 1971; vs. Mississippi State, 1972; James Reed, TB, vs. Tennessee, 1973; Tim Ellis, QB vs. Georgia, 1976; Tim Ellis and Bobby Garner vs. Notre Dame, 1977; Malvin Gipson vs. Vanderbilt 1980; Timmy Moffett, WR, vs. Mississippi State, 1983; Kent Austin, QB, vs. Arkansas, 1983; vs. Vanderbilt, 1985; Chris Osgood, QB, vs. Memphis State, 1986. **SOUTHEASTERN DEFENSIVE PLAYER OF THE WEEK (AP):** Howard Moss, SS, vs. LSU, 1986; Jeff Herrod, LB, vs. Arkansas State, 1987. **SOUTHEASTERN DEFENSIVE PLAYER OF THE WEEK (UPI):** Jimmy Keyes, LB, vs. Georgia, 1967; Robert Bailey, M, vs. Alabama, 1968; Glenn Cannon, S, vs. Tennessee, 1969; Ben Williams, DT, vs. Missouri, 1974; Ben Williams, MG, vs. Southern Miss. and Tennessee, 1975; Gary Turner, DE, vs. Georgia, 1975; George Stuart, LB, vs. Alabama, 1976; Mike Pittman, DT, vs. Georgia, 1976; Charlie Cage, DT, vs. Notre Dame, 1977; George Plasketes, DE, vs. Auburn and Tennessee, 1977; James Otis, DE, vs. Tennessee, 1979; Andre Townsend, DT, vs. Vanderbilt, 1982; Eric Truitt, DB, vs. Vanderbilt, 1983. **SOUTHEASTERN OFFENSIVE PLAYER OF THE WEEK (UPI):** Archie Manning, QB, vs. Memphis State, Southern Miss. and LSU, 1968; vs. Alabama, Georgia and LSU, 1969; Norris Weese, QB, vs. LSU, 1971; vs. Mississippi State, 1972; James Reed, TB, vs. Tennessee, 1973; Reg Woullard, RB vs. Tulane, 1976; Tim Ellis, QB, vs. Georgia, 1976; John Fourcade, QB, vs. Miss. State, 1981; Kent Austin, QB, vs. Tulane, 1982. **SEC PLAYER OF THE WEEK:** Terry Williamson, DG, vs. Arkansas, 1983; Andre Townsend, DT, vs. Vanderbilt, 1983; Timmy Moffett, WR, vs. Mississippi State, 1983; Freddie Joe Nunn, DE, vs. Memphis State and Arkansas, 1984; Kent Austin, QB, vs. Vanderbilt, 1985; Jeff Noblin, FS, vs. Memphis State, 1986; Mike Fitzsimmons, DT, vs. Tulane, 1986; Don Price, CB, vs. Vanderbilt, 1986; Howard Moss, SS, vs. LSU, 1986; Jeff Herrod, LB, vs. Mississippi State, 1986; Jeff Herrod, LB, vs. Arkansas State, 1987; John Darnell, QB, vs. Vanderbilt, 1987; Mark Young, QB, vs. Vanderbilt, 1988; Tony Bennett, OLB, vs. Alabama, 1988; Mark Young, QB, vs. Mississippi State 1988; Tony Bennett, OLB., vs. Memphis State, 1989; Chauncey Godwin, CB, vs. Florida, 1989; John Darnell, QB, vs. Arkansas State, 1989; Randy Baldwin, RB, vs. Tulane, Georgia, and LSU, 1990; Chris Mitchell, SS, vs. Arkansas, 1990; Brian Lee, K, vs. Tulane, 1991; Chad Brown, DT, vs. Tulane, 1991; Russ Shows, QB, vs. Kentucky, 1991; Cassius Ware, LB, vs. Auburn, 1992; Cory Philpot, TB, vs. Kentucky, 1992; Chad Brown, DT, vs. Mississippi State, 1992; Dewayne Dotson, LB, vs. Vanderbilt, 1993; Cassius Ware, LB, vs. Georgia, 1993; Michael Lowery, SS, vs. LSU, 1994; Nate Wayne, LB, vs. Georgia, 1995; Walker Jones, FS, vs. Mississippi State, 1995; Paul Head, QB, vs. Idaho State, 1996; Nate Wayne, LB, vs. Georgia, 1996; Stewart Patridge, QB, vs. Vanderbilt, 1997; Stewart Patridge, QB, vs. LSU, 1997; Timothy Strickland, FS, vs. Mississippi State, 1997; Cory Peterson, WR, vs. Auburn, 1999; Deuce McAllister, RB, vs. Arkansas, 1999; Deuce McAllister, RB, vs. Mississippi State, 2000; Eli Manning, QB, vs. Alabama, 2001; L.P. Spence, LB, vs. LSU, 2001; Jason Armstead, RS, vs. Memphis, 2002; Jonathan Nichols, PK, vs. Vanderbilt, 2002; Matt Grier,

DB, vs. Florida, 2002; Jason Armstead, RS, vs. Mississippi State, 2002; Jonathan Nichols, PK, vs. Vanderbilt, 2003; Von Hutchins, DB, vs. Florida, 2003; Eli Manning, QB, vs. South Carolina, 2003; Eli Manning, QB, vs. Auburn, 2003; McKinley Boykin, DT, vs. South Carolina, 2004; Jonathan Nichols, PK, vs. Wyoming, 2004; McKinley Boykin, DT, vs. Vanderbilt, 2004; Chris Spencer, C, vs. Mississippi State, 2004; Patrick Willis, LB, vs. Memphis, 2005; Rory Johnson, LB, vs. Vanderbilt, 2006; Dustin Mouzon, DB, vs. Memphis, 2007; Greg Hardy, DL, vs. Alabama, 2007; Peria Jerry, DL, vs. Vanderbilt, 2008; Jamarca Sanford, DB, vs. Florida, 2008; Peria Jerry, DL, vs. Arkansas, 2008; Maurice Miller, OL, vs. Auburn, 2008; Michael Oher, OL, vs. Louisiana -Monroe, 2008; Daverin Gerald, C, vs. Mississippi State, 2008; Peria Jerry, DL, vs. Mississippi State, 2008; Dexter McCluster, RB-WR, vs. Arkansas, 2009; Dexter McCluster, RB-WR, vs. Tennessee, 2009; Reid Neely, OL, vs. LSU, 2009; Jesse Grandy, PR, vs. Kentucky, 2010; Bobby Massie, OL, vs. UL-Lafayette, 2010; C.J. Johnson, DE, vs. Central Arkansas, 2012; A.J. Hawkins, G, vs. UTEP, 2012; Aaron Morris, G, vs. Tulane, 2012; Denzel Nkemdiche, LB, vs. Alabama, 2012; Bryson Rose, PK, vs. Auburn, 2012; Bryson Rose, PK, vs. Arkansas, 2012; Donte Moncrief, WR, vs. Mississippi State, 2012; Jeff Scott, ST, vs. Texas, 2013; Robert Nkemdiche, DL, vs. Troy, 2013; Cliff Coleman, DB, vs. Vanderbilt, 2014; Bo Wallace, QB, vs. Alabama, 2014; Cody Prewitt, DB, vs. Texas A&M, 2014; Marquis Haynes, DL, vs. Texas A&M, 2014; Will Gleeson, P, vs. LSU, 2014; Tony Conner, DB, vs. Mississippi State, 2014; C.J. Johnson, DL, vs. Mississippi State, 2014; Fahn Cooper, OL, vs. Vanderbilt, 2015; Trae Elston, DB, vs. Texas A&M, 2015; DeMarquis Gates, LB, vs. LSU, 2015; Marquis Haynes, DE, vs. LSU, 2015; Marquis Haynes, DE, vs. Auburn, 2015; Marquis Haynes, DE, vs. Texas A&M, 2015; Chad Kelly, QB, vs. Auburn, 2015; Robert Nkemdiche, DT, vs. Alabama, 2015; Robert Nkemdiche, DT, vs. Mississippi State, 2015; Gary Wunderlich, K, vs. Alabama, 2015; Jordan Sims, OL, vs. Georgia, 2016; Gary Wunderlich, K, vs. Texas A&M, 2016

SEC FRESHMAN OF THE WEEK: Dexter McCluster, WR, vs. Memphis, 2006; Marshay Green, WR, vs. Mississippi State, 2006; Laquon Treadwell, WR, vs. Vanderbilt, 2013; Marquis Haynes, DL, vs. LSU, 2014; Shea Patterson, QB, vs. Texas A&M 2016

AT&T LONG DISTANCE AWARD: Vincent Brownlee, WR, vs. Vanderbilt (68-yard punt return, plus 35-yard kickoff return), 1991; Tom Luke, QB, and Tyrone Ashley, RB, vs. Tennessee (82-yard pass completion), 1991; Brian Lee, K, vs. Vanderbilt (49-yard field goal), 1992; Ta'Boris Fisher, WR, vs. Auburn (77-yard TD punt return), 1993; Lawrence Adams, QB, and Eddie Small, WR, vs. Northern Illinois (80-yard TD pass completion), 1993; Ta'Boris Fisher, WR, vs. LSU (56-yard punt return), 1994; John Avery, KR vs. LSU (100-yard TD kickoff return), 1996; Tim Montz, K, vs. Georgia (51-yard field goal), 1996; John Avery, KR, vs. Alabama (100-yard TD kickoff return), 1997; John Avery, RB, vs. Arkansas (97-yard TD run), 1997

CHEVROLET MOST VALUABLE PLAYER: Charlie Cage (D), DT, vs. LSU, 1977; James Otis DE, vs. LSU, 1980; Andre Townsend, DT, vs. Vanderbilt, 1982; Kent Austin, QB, vs. Tulane, 1982; Shawn Cobb, LB, vs. Tennessee, 1990; Johnny Dixon, SS, vs. Georgia, 1992; Cassius Ware, LB, vs. Alabama, 1993; Abdul Jackson, LB, vs. Alabama, 1994; Jevan Snead, QB, vs. Wake Forest, 2008

SPRING AWARDS

JOHN HOWARD VAUGHT AWARD OF EXCELLENCE: Elmer Allen, DT, 1972; Don Leathers, OT, 1973; Norris Stuewe, QB, 1974; Greg Markow, DE, 1975; Richard "Dick" Lawrence, OT, 1976; George Stuart, LB, 1977; George Plasketes, DE, 1978; Curtis Weathers, TE, 1979; Jim Miller, P, 1980; Ken Toler, WR, 1981; John Fourcade, QB, 1982; Brian Kennedy, DE, 1983; Dwayne Nesmith, LB, 1984; Timmy Moffett, WR, 1985; Jamie Holder, WR, 1986; Jeff Noblin, DE, 1987; Danny Hoskins, OG, 1988; Bryan Owen, K, 1989; John Darnell, QB, 1990; (tie) Shawn Cobb, LB, and Dawson Pruet, C, 1991; Jay Hopson, DB, 1992; Dwayne Amos, DB, 1993; Clint Conlee, OT, 1994; James Holcombe, OL, 1995; Trey Wicker, DE, 1996; Kyle Wicker, DE, 1997; Boyd Kitchen, OG, 1998; Matt Luke, C, 1999; Todd Wade, OT, 2000; Deuce McAllister, RB, 2001; Mitch Skrmetta, TE, 2002; Ben Claxton, C, 2003; Jesse Mitchell, DT, 2004; Marcus Johnson, OG, 2005; Tre' Stallings, OT, 2006; Patrick Willis, LB, 2007; BenJarvus Green-Ellis, RB, 2008; Jason Cook, FB, 2009; Marshay Green, DB, 2010; Jerrell Powe, DT, 2011; Brandon Bolden, RB, 2012; Ferbia Allen, TE, 2013; Mike Marry, LB, 2014; Cody Prewitt, DB, 2015; C.J. Johnson, LB, 2016; Evan Ingram, TE, 2017

JEFF HAMM MEMORIAL AWARD: Dick Lawrence, OT, 1975; Dale Erves, 1979; Keith Fourcade, LB, 1982; John Allen, OG, 1983; Eric Denmark, OT, 1984; Nathan Wonsley, TB, 1985; Jeff Noblin, DB, 1986; Willie Goodloe, RB, 1987; Shawn Cobb, LB, 1988; Pat Coleman, WR, 1989; Phillip Kent, OLB, 1990; Marvin Courtney, RB, and Gary Abide, LB, 1991; Jody Hill, LB, 1992; Brian Mays, DT, 1993; Shannon Provencher, OG, 1994; Dou Innocent, RB, 1995; David Evans, DT, 1996; Walker Jones, LB, 1997; Tony Cannon, RB, 1998; Shane Grice, OL, & Shawn Johnson, LB, 1999; Terrence Metcalf, OL, & Justin Coleman, DB, 2000; Toward Sanford, RB, & Von Hutchins, DB, 2001; Doug Buckles, OG, & Chris Knight, DB, 2002; Bobby Harris, OL, & Rob Robertson, LB, 2003; Micheal Spurlock, QB, & Michael Bozeman, DL, 2004; Micheal Spurlock, QB, & Patrick Willis, LB, 2005; BenJarvus Green-Ellis, RB, & Peria Jerry, DL, 2006; BenJarvus Green-Ellis, RB, & Marcus Tillman, DL, 2007; Dexter McCluster, WR, & Peria Jerry, DL, 2008; Devin Thomas, RB, & Jerrell Powe, DL, 2009; Bradley Sowell, OL, & Ted Laurent, DL, 2010; Brandon Bolden, RB, & D.T. Shackelford, LB, 2011; Wesley Pendleton, RB, 2012; Chief Brown, DB, 2013; Cliff Coleman, DB, 2014; C.J. Hampton, DB,

2015; D.J. Jones, DT, 2016; Detric Bing-Dukes, 2017

ELI MANNING AWARD: Ja-Mes Logan, WR, 2012; I'Tavius Mathers, RB 2013; Collins Moore, WR, 2014; Jordan Sims, OL, 2015; Van Jefferson, WR, 2016; Markell Pack, WR, 2017

BIRMINGHAM CHAPTER LEADERSHIP AWARD: Frank Halbert, FB, 1961; Woody Dabbs, E, 1962; Kenny Dill, C-LB, 1963; Allen Brown, E, 1964; Jimmy Heidel, QB/S, 1965; Charles Hinton, C, 1966; Mac Haik, WR, 1967; Hank Shows, TE, 1968; Glenn Cannon, DB, 1969; Norris Weese, QB, 1973; Kenny King, LB, 1974-75; Bob Grefseng, DE, 1978; Malvin Gipson, TB, 1982; Johnny Burrow, DB, 1983; Kelly Powell, QB, 1984; Bob Blakemore, DE, 1985; Jay Webb, DE, 1986; Jeff Herrod, LB, 1987; Woody Soehn, OL, 1988; Shawn Cobb, LB, 1989; Tim Brown, OG, 1990; Chris Mitchell, SS, 1991; Jeff Carter, DB, 1992; Thomas McLeish, TE, 1993; Sidney Carmichael, DE, 1994; Jeff Miller, OT, 1995; Dou Innocent, RB, 1996; Paul Head, QB, and Derek Jones, DB, 1997; Walker Jones, LB, 1998; Matt Luke, C, 1999; Ronnie Heard, DB, 2000; Romaro Miller, QB, 2001; Terrence Metcalf, OT, 2002; Lanier Goethie, LB, 2003; Eli Manning, QB, 2004; Rob Robertson, LB, 2005; Michael Bozeman, DL, 2006; Patrick Willis, LB, 2007; Robert Hough, TE, 2008; Jamarca Sanford, DB, 2009; Dexter McCluster, WR/RB, 2010; Jeremiah Masoli, QB, 2011; Marcus Temple, DB, 2012; Jason Jones, DE, 2013; Emmanuel McCray, OL, 2014; Bo Wallace, QB, 2015; Mike Hilton, DB, 2016; D.J. Jones, DL, 2017

CLOWER-WALTERS AWARD: Richard "Stump" Russell, LB, 1974; Robert "Ben" Williams, DL, 1975; Mike Pittman, DT, 1976; Robert "Randy" White, OL, 1977; Lawrence Johnson, DT, 1978; Gregg Jefcoat, OG, 1979; Chris Cottom, OL, 1980; Quentin McDonald, DT, 1981; Andre "Hammerhead" Thomas, RB, 1982; Andre Townsend, DT, 1983; Freddie Joe Nunn, DE, 1984; Nathan Wonsley, RB, 1985; Ricky Myers, SE, 1986; Jeff Herrod, LB, 1987; Wesley Walls, TE, 1988; Tony Bennett, OLB, 1989; Kelvin Pritchett, DT, 1990; Phillip Kent, OLB, 1991; Cory Philpot, TB, 1992; Johnny Dixon, DB, 1993; Abdul Jackson, LB, 1994; Renard Brown, DE, 1995; Shannon Provencher, OG, 1996; Broc Kreitz, LB, 1997; Gary Thigpen, CB, 1998; Kendrick Clancy, DT, 1999; Derrick Burgess, DE, 2000; Terrence Metcalf, OT, 2001; Matt Grier, DB, 2002; Eli Manning, QB, 2003; Marcus Johnson, OG, 2004; Bobby Harris, OL, 2005; Will Mosely, K, 2006; Seth Adams, QB, 2007; Chris Bowers, DE, 2008; Reid Neely, OL, 2009; Wesley Phillips, C, 2010; Vincent Moss, DB, 2011; Devin Thomas, RB, 2013; Andrew Ritter, K, 2014; Senquez Golson, DB, 2015; Cody Core, WR, 2016; John Youngblood, LB, 2017

M-CLUB ALUMNI CHAPTER MOST DEDICATED PLAYER AWARD: Bo Bowen, RB, 1969; Jim Stuart, LB, 1973; Pete Markow, S, 1974; James Hickman, OT, 1975; Bobby Garner, QB, 1978; Clay Erwin, DE, 1982; Melvin Brown, DB, 1983; Joe Hall, SS, 1984; Bob Blakemore, DE, 1985; Tony Rayburn, OL, 1986; Mike Fitzsimmons, DL, 1987; Robert Smith, FB-LB, 1988; Shawn Sykes, RB, 1989; Darryl Smith, DL, 1990; Todd Sandroni, FS, 1991; Cliff Dew, C, 1992; Lynn Ross, LB, 1993; Michael Lowery, DB, 1994; Alundis Brice, DB, 1995; David Knott, DB, 1996; Lawrence Adams, H-B, 1997; Andre Harrison, DE, 1998; Tony Cannon, RB, 1999; Cory Peterson, WR, 2000; Shane Elam, DE, 2001; Charles Stackhouse, FB, 2002; Belton Johnson, OT, 2003; Charlie Anderson, DE, 2004; Jonathan Nichols, PK, 2005; Michael Bozeman, DL, 2006; Andrew Wicker, OL, 2007; Robert Lane, TE, 2008; Peria Jerry, DL, 2009; John Jerry, OL, 2010; Jonathan Cornell, LB, 2011; Justin Smith, DT, 2012

PHI BETA SIGMA CHUCKY MULLINS COURAGE AWARD: Chris Mitchell, SS, 1990; Jeff Carter, FS, 1991; Tre Southernland, DB, 1992; Johnny Dixon, SS, 1993; Alundis Brice, DB, 1994; Michael Lowery, LB, 1995; Derek Jones, CB, 1996; Nate Wayne, LB, 1997; Gary Thigpen, CB, 1998; Ronnie Heard, LB, 1999; Anthony Magee, DB, 2000; Kevin Thomas, LB, 2001; Lanier Goethie, LB, 2002; Jamil Northcutt, LB, 2003; Eric Oliver, DB, 2004; Kelvin Robinson, LB, 2005; Patrick Willis, LB, 2006; Jeremy Garrett, DL, 2007; Jamarca Sanford, DB, 2008; Marcus Tillman, DE, 2009; Kentrell Lockett, DL, 2010; Deterrian (D.T.) Shackelford, LB, 2011; Jason Jones, DE, 2012; Mike Marry, LB, 2013; Deterrian (D.T.) Shackelford, LB, 2014; Mike Hilton, DB, 2015; John Youngblood, DE, 2016; Marquis Haynes, DE, 2017

J. RICHARD PRICE COURAGE AND COMPASSION AWARD: Matt Luke, C, 1998; Todd Wade, OT, 1999; Shane Elam, DE, 2000; Terrence Metcalf, OT, & Anthony Sims, DT, 2001; Ben Claxton, C, 2002; Jesse Mitchell, DL, 2003; Marcus Johnson, OL, 2004; Michael Bozeman, DL, 2005; Andrew Wicker, OL, 2006; Corey Actis, OL, 2007; Darryl Harris, OL, 2008; John Jerry, OL, 2009; Jerrell Powe, DL, 2010; Bradley Sowell, OL, 2011; Terrell Brown, OT, 2012; Evan Swindall, C, 2013; Carlton Martin, OL/DT, 2014; Fadol Brown, DL, 2015; Robert Conyers, OL, 2016; Daronte Bouldin, OL, 2017

PARK STEVENS MEMORIAL SCHOLARSHIP: Tayler Polk, LB, 2015; Cale Luke, WR, 2016; Dawson Knox, TE, 2017

M-CLUB ALUMNI OFF-SEASON AWARD: Dawson Pruet, C, 1988

MISCELLANEOUS AWARDS

NATIONAL FOOTBALL FOUNDATION OUTSTANDING OFFICIALS AWARD: Butch Lambert, Sr. & Butch Lambert, Jr., 2006.

C. LEROY MULLINS HEART OF CHAMPION AWARD: Renard Brown, 1995; Yolanda Moore, 1996; Anthony Boone, 1997; Grant Heard, 1998; Derrick Burgess, 1999; John Engstrom, 2001; Syniker Taylor, 2001; Lanier Goethie, 2002; Doug Zeigler, 2002; L.P. Spence, 2003

REBELS IN ALL-STAR CLASSICS

Chicago All-Star Game

1938	Bruiser Kinard, T
1939	Parker Hall, HB
1942	Junie Hovious, HB *
1947	Ray Poole, E
1948	Charles Conerly, HB
1949	†Barney Poole, E
1950	Jimmy Crawford, G
1951	John (Kayo) Dottley, FB
1953	Kline Gilbert, T
1954	Ed Beatty, C Crawford Mims, G
1955	Rex Reed Boggan, T
1957	Paige Cothren, FB
1958	Raymond Brown, QB Gene Hickerson, T
1959	Hanson Churchwell, G
1960	Billy Brewer, QB Bobby Franklin, QB Bobby Khayat, G Ken Kirk, C
1961	George Blair, HB Johnny Brewer, E Bobby Crespino, HB
1963	Jim Dunaway, T Glynn Griffing, QB Louis Guy, WB Chuck Morris, TB
1964	Perry Lee Dunn, QB
1965	Allen Brown, E
1966	Stan Hindman, G Jimmy Heidel, DHB Bill Clay, DHB ‡

**Invited, Did not Participate, Naval Service*
†All-Stars captain
‡Injured, did not play

Senior Bowl (Mobile, Ala.)

1950	Jimmy Crawford, G
1951	John (Kayo) Dottley, FB Bill Stribling, E
1952	Showboat Boykin, FB
1954	Crawford Mims, G
1955	Rex Reed Boggan, T Allen Muirhead, HB
1956	Earl Blair, HB
1958	Ray Brown, QB Gene Hickerson, T Jackie Simpson, G *
1959	Hanson Churchwell, G * Milton Crain, C
1960	Ken Kirk, C (c-c) * Marvin Terrell, G Cowboy Woodruff, HB
1961	George Blair, HB Johnny Brewer, E Bobby Crespino, HB † Richard Price, G
1962	Ralph Smith, E Billy Ray Adams, FB ‡ Glynn Griffing, QB § Jim Dunaway, T
1964	Perry Lee Dunn, QB Whaley Hall, T
1965	Allen Brown, E
1966	Stan Hindman, G Bill Clay, DHB Mike Dennis, TB †
1967	Doug Cunningham, TB Chuck Hinton, C ‡
1968	Jimmy Keyes, LB Dan Sartin, DT

1969	Jim Parkes, C
1970	Glenn Cannon, S
1971	Worthy McClure, OT Wimpy Winther, C
1972	Paul Dongieux, LB
1976	Ben Williams, MG-DT
1977	Kem Coleman, LB
1980	Ken Toler, WR Chuck Commiskey, OG
1981	John Fourcade, QB @
1983	Andre Townsend, DT Kelly Powell, QB
1984	Freddie Joe Nunn, DE
1985	Benton Reed, DT Kent Austin, QB †
1986	Bill Smith, P
1987	J.R. Ambrose, WR Jeff Herrod, LB **
1988	Rodney Lowe, DT Stevon Moore, CB Wesley Walls, TE ‡
1989	Tony Bennett, OLB Pat Coleman, WR Willie Green, WR
1990	Doug Jacobs, DT Chris Mitchell, SS Kelvin Pritchett, DT Dawson Pruett, C
1991	Tyji Armstrong, TE Tyrone Ashley, RB/DB Phillip Kent, OLB
1992	Chad Brown, DT Brian Lee, K Everett Lindsay, OT
1993	Johnny Dixon, DB Dewayne Dotson, LB
1994	‡Alundis Brice, DB Abdul Jackson, LB
1995	Dou Innocent, RB
1997	John Avery, RB/KR
1999	Kendrick Clancy, DT Tutan Reyes, OT Todd Wade, OT
2000	Derrick Burgess, DE Ken Lucas, DB ‡Deuce McAllister, RB
2001	Terrence Metcalf, OL Charles Stackhouse, FB
2002	Ben Claxton, C ‡Doug Zeigler, TE
2004	Marcus Johnson, OG Jonathan Nichols, PK Patrick Willis, LB**
2006	Patrick Willis, LB**
2008	Peria Jerry, DT Ashlee Pamer, LB Michael Oher, OT Mike Wallace, WR
2009	Shay Hodge, WR † John Jerry, OL Dexter McCluster, RB-WR
2015	Senquez Golson, DB Cody Prewitt, DB
2017	Evan Engram, TE ‡Chad Kelly, QB

**Outstanding Lineman-South team*
***Defensive MVP-South team*
†Outstanding Back-South team
‡Outstanding Player
§Injured, did not play
@Outstanding Offensive Player

The Hula Bowl (Honolulu, Hawaii)

1956	Eagle Day, QB
1957	Paige Cothren, FB
1960	Larry Grantham, E #
1968	Jim Urbanek, DT
1971	Archie Manning, QB Skip Jernigan, G Elmer Allen, DT
1972	Jim Poole, TE
1974	Norris Weese, QB * Burney Veazey, TE Art Bressler, G
1977	George Plasketes, DE
1978	Charlie Cage, DT
1980	Mark Moore, OT
1981	John Fourcade, QB
1984	Freddie Joe Nunn, DE @
1988	Stevon Moore, CB
1999	Armegis Spearman, LB
2006	McKinley Boykin, DL

#Outstanding Lineman
**Outstanding Offensive Player*
@Outstanding Defensive Player

East-West Game (San Francisco, Calif.)

1967	Chuck Hinton, C ‡
1973	Norris Weese, QB
1975	Ben Williams, MG-DT
1976	Wade Griffin, TE
1977	Kem Coleman, LB
1979	Hoppy Langley, KS
1984	Timmy Moffett, SE
1988	Wesley Walls, TE ‡
1992	Everett Lindsay, OT *
1996	Kris Mangum, TE
1999	Tutan Reyes, OT
2002	Eddie Strong, LB
2004	Chris Collins, WR (Houston, Texas)
2008	BenJarvus Green-Ellis, RB Robert Lane, TE
2009	Maurice Miller, OL (Orlando, Fla.)
2010	Greg Hardy, DE Joshua Shene, K
2011	Ted Laurent, DT (St. Petersburg, Fla.)
2012	Kentrell Lockett, DE Bradley Sowell, OT
2014	Ja-Mes Logan, WR
2016	Fahn Cooper, OT Cody Core, WR
2017	Quincy Adebeyejo, WR

‡Injured, did not play
**Invited, did not play*

The American Bowl (Tampa, Fla.)

1969	Jim Parkes, C
1971	Dennis Coleman, DE Buddy Mitchell, OT
1972	Chuck Kota, OG
1980	Mark Moore, OT

North-South Game (Miami, Fla.)

1932	Tom Swayze, E
1948	Dixie Howell, HB Barney Poole, E Farley Salmon, QB
1949	Jimmy Clark, T

1950	Jimmy Crawford, G Doug Hamley, T John (Kayo) Dottley, FB Bill Stribling, E
1951	Ken Barfield, T Hal Maxwell, E Mel Sinquefield, C
1953	Ed Beatty, C Harol Lofton, HB Crawford Mims, G *
1956	Paige Cothren, FB Eddie Crawford, HB Jerry Stone, C
1965	Bill Clay, DHB Tommy Lucas, T

**Most Valuable Player*

Coaches Association All-America Bowl

1961	Johnny Brewer, E Allen Green, C Bobby Crespino, HB *
1962	Jerry Brown, T ‡ Doug Elmore, QB Billy Ray Adams, FB †
1963	Jim Dunaway, T Glynn Griffing, QB
1964	Whaley Hall, T
1965	Bill Clay, DHB Stan Hindman, DE
1968	Jimmy Keyes, LB
1970	Claude Herard, DT Buz Morrow, DT Glenn Cannon, S *
1971	Wimpy Winther, C Wyck Neely, DHB
1972	Elmer Allen, DT
1976	Ben Williams, DT-MG

‡Injured, did not play
**Invited, did not play*

Blue-Gray Classic (Montgomery, Ala.)

1939	Bill Schneller, QB
1940	George Kinard, G
1941	Merle Hapes, FB Junie Hovious, HB ***
1942	Oscar Britt, G
1944	Robert McCain, E-HB
1946	Gene Roberts Ray Poole, RE
1949	Jimmy Crawford, G Roland Dale, T
1953	Henry Linton, T *
1960	Walter Suggs
1964	Allen Brown, E Bobby Robinson, LG
1965	Mike Dennis, TB
1968	Steve Hindman, TB
1975	Rick Kimbrough, FLK Bill Farris, DE-P Mike Pittman, DT
1976	George Plasketes, DE
1977	Curtis Weathers, SE
1978	Terrence Walker, G
1979	Ken Toler, WR Chuck Commiskey, OG
1980	John Fourcade, QB Buford McGee, TB
1984	Greg Walker, OT
1986	Bill Smith, P
1987	J.R. Ambrose, WR † Jeff Herrod, LB Todd Irvin, OL

REBELS IN ALL-STAR CLASSICS

- 1988 Rodney Lowe, DT
Stevon Moore, CB
Wesley Walls, TE
- 1991 Tyji Armstrong, TE
Tyrone Ashley, RB/DB
Pete Harris, LB @
Phillip Kent, OLB
- 1993 Eddie Small, WR
Cassius Ware, LB
- 1994 Alundis Brice, LB
Abdul Jackson, LB **
Roell Preston, WR ***
- 1995 Dou Innocent, RB
Chris May, OG
Josh Nelson, QB
- 1996 Ta'Boris Fisher, WR
Derek Jones, DB
Kris Mangum, TE
- 2001 Joe Gunn, RB

**Outstanding Lineman*
***Outstanding Defensive Player*
****Outstanding Offensive Player*
‡Injured, did not play
@Defensive MVP-Gray team

Japan Bowl

- 1977 George Plasketes, DE
- 1977 Tim Ellis, QB
- 1978 Curtis Weathers, SE

Challenge Bowl

(Corpus Christi, Texas)

- 1964 Reed Davis, TE
Kenny Dill, C
Larry Smith, WB

All-America Football Classic

(Washington, D.C.)

- 1992 Artis Ford, DT

Magnolia All-Star Classic

(Jackson, Miss.)

- 1993 Tony Collier, DB
Cassius Ware, LB

Magnolia Gridiron All-Star Classic

(Jackson, Miss.)

- 2005 Michael Bozeman, DL
Bobby Harris, OL

National All-Stars College Football Classic

(Orlando, Fla.)

- 1995 Woody Janssen, OG
Anthony Panzarella, DT
- 2000 Charlie Perkins, OL

The Villages Gridiron All-Star Classic

(Orlando, Fla.)

- 1999 Cory Peterson, WR
- 2000 Keydrick Vincent, OT
- 2004 Von Hutchins, DB
- 2005 Bill Flowers, WR
Eric Rice, TE
Cody Ridgeway, P

Las Vegas All-American Classic

(Las Vegas, Nev.)

- 2006 Michael Bozeman, DL
Mario Hill, WR

North-South All-Star Classic

(Houston, Texas)

- 2006 Trumaine McBride, DB

Collge Gridiron Showcase

(Arlington, Texas)

- 2015 Carlos Thompson, DE
- 2016 Chief Brown, DB
- 2017 Akeem Judd, RB
Rommel Mageo, LB

NFL Players Association Game*

(El Paso, Texas)

- 2009 Jamarca Sanford, DB
- 2010 Marshay Green, DB
Gerald Harris, TE
Kendrick Lewis, DB
Emmanuel Stephens, DL
Patrick Trahan, LB

(San Antonio, Texas)

- 2011 Jerrrell Powe, DT
(Carson, Calif.)

- 2013 Pierce Burton, OL
Mike Marry, LB
Charles Sawyer, DB

- 2015 Bo Wallace, QB ‡
- 2016 Mike Hilton, DB
Aaron Morris, OL

- 2017 D.J. Jones, DT

‡Injured, did not play

**formerly Texas vs. The Nation All-Star Challenge*

Casino Del Sol College All-Star Game*

(Tempe, Ariz.)

- 2011 Jeremiah Masoli, QB
(Tuscon, Ariz.)

- 2012 Wayne Dorsey, DE

**formerly Eastham Energy College All-Star Game*

Players All-Star Classic

(Little Rock, Ark.)

- 2012 Brandon Bolden, RB

Battle of Florida

(Boca Raton, Fla.)

- 2012 Enrique Davis, RB

Raycom College All-Star Classic

(Montgomery, Ala.)

- 2013 Gilbert Pena, DT

College All-Star Bowl

(Greenville, S.C.)

- 2014 Tyler Campbell, P
Jeff Scott, RB
Evan Swindall, C

Medal of Honor Bowl

(Charleston, S.C.)

- 2014 Emmanuel McCray, OL
- 2015 Serderius Bryant, LB

ALL-SOUTH

- Elmer Allen, T, 1971 (CA)
- Rex Reed Boggan, T, 1954
- Johnny Brewer, E, 1960
- Glenn Cannon, S, 1969 (CA)
- Dennis Coleman, DE, 1970
- Charles Conerly, HB, 1947
- Paige Cothren, FB, 1955
- Jimmy Crawford, G, 1948-49
- Eagle Day, QB, 1955
- John (Kayo) Dottley, FB, 1949-50
- Hap Farber, 1969 (CA)
- Charlie Flowers, FB, 1959
- Floyd Franks, SE, 1970 (CA)
- Jake Gibbs, QB, 1960
- Kline Gilbert, T, 1952
- Parker Hall, HB, 1938
- Gene Hickerson, T, 1957
- Frank M. Kinard, T, 1937
- Archie Manning, QB, 1970 (CA)
- Harold Maxwell, E, 1951
- Worthy McClure, OT, 1970 (CA)
- Bobby McCool, FB, 1953
- Crawford Mims, G, 1953
- Buz Morrow, DT, 1969 (CA)
- Allen Muirhead, HB, 1954
- Jimmy Patton, HB, 1952
- Ray Poole, E, 1946
- Wimpy Winther, C, 1970 (CA)

SOPHOMORE ALL-SOUTHEASTERN

- 1949 -- Don Blanchard, E
Rocky Byrd, B
- 1957 -- Johnny Brewer, E
- 1958 -- Richard Price, G
- 1959 -- Ralph Smith, E
- 1960 -- Treva "Bookie" Bolin, G
- 1962 -- Allen Brown, E
- 1963 -- Stan Hindman, G
- 1964 -- Rocky Fleming, E
- 1965 -- Jimmy Keyes, DG
Bruce Newell, DB
Dan Sartin, DT
Jim Urbanek, DT
- 1967 -- Buz Morrow, DT
- 1968 -- Dennis Coleman, DE
Ray Heidel, DB
Skip Jernigan, OG
- 1969 -- Paul Dongieux, LB
Bobby Knight, DB
- 1970 -- Tommy Monsour, LB
- 1971 -- Burney Veasey, TE
Bob Bailess, LB
- 1972 -- Bill Malouf, SE
- 1979 -- John Fourcade, QB

OLE MISS ATHLETICS DIRECTORS



Harry Mehre
1938-45



C.M. "Tad" Smith
1946-71



Bruiser Kinard
1971-73



John Vaught
1973-78



Warner Alford
1978-94



Robert Khayat
(Interim) 1994



Pete Boone
1995-98; 2002-12



Eddie Crawford
(Interim) 1998



John Shafer
1998-2002



Ross Bjork
2012-present

ALL-TIME REBEL DRAFT SELECTIONS

YEAR	RND	PICK	NAME, POSITION	TEAM	YEAR	RND	PICK	NAME, POSITION	TEAM
1937	7	64	Jim Poole, E	New York Giants	1953	6	68	Kline Gilbert, T	Chicago Bears
1938	3	18	Frank (Bruiser) Kinard, T	Brooklyn	1953	14	162	Charley Montgomery, T	Pittsburgh
1939	10	85	Kimble Bradley, B	Brooklyn	1953	16	183	Jimmy Lear, B	Chicago Cardinals
1939	1	3	Parker Hall, B	Cleveland	1953	16	184	Jim Slay, E	Washington
1940	19	172	Bill Schneller, B	Philadelphia	1953	18	214	Marv Trauth, T	Philadelphia
1941	13	118	George Kinard, G	Brooklyn	1953	23	270	Jim Mask, E	Chicago Bears
1941	14	121	Les Dodson, B	Philadelphia	1954	1	10	Ed Beatty, C	Los Angeles Rams
1942	1	8	Merle Hapes, B	New York Giants	1954	18	209	Crawford Mims, G	New York Giants
1942	18	168	Junie Hovious, B	New York Giants	1954	23	268	Pete Mangum, B	New York Giants
1943	12	110	Dan Wood, C	Washington	1954	23	273	Harold Lofton, B	Philadelphia
1943	14	130	Oscar Britt, G	Washington	1955	8	92	Jimmy Patton, B	New York Giants
1944	13	125	Ray Poole, E	New York Giants	1955	10	116	Lea Paslay, B	New York Giants
1944	15	147	Ollie Poole, E	New York Giants	1955	21	252	Jim Walters, T	Detroit
1945	6	53	Barney Poole, E	New York Giants	1956	2	25	Billy Kinard, B	Cleveland
1945	13	127	Charlie Conerly, QB	Washington	1956	13	153	Eddie Crawford, B	New York Giants
1946	14	123	Bob McCain, E	Pittsburgh	1956	15	176	Buddy Alliston, G	Green Bay
1946	26	243	Clarence Castle, B	Pittsburgh	1956	17	195	Dick Weiss, T	San Francisco
1946	32	299	Mike Campbell, E	Washington	1956	17	203	Eagle Day, QB	Washington
1947	8	65	H.A. Smith, E	Chicago Bears	1956	18	208	Billy Yelverton, T	San Francisco
1947	2	11	Charlie Conerly, QB	Brooklyn (AAFC)	1956	23	273	Bob (Slick) McCool, B	New York Giants
1948	6	36	Bill Erickson, T	New York Giants	1956	26	308	Dick Goehle, T	Green Bay
1948	29	268	Buddy Bowen, B	Washington	1957	7	78	Gene Hickerson, T	Cleveland
1948	15	93	Bill Erickson, T	Los Angeles Dons	1957	17	205	Jerry Stone, C	New York Giants
1948	9	52	Barney Poole, E	N.Y. Yankees (AAFC)	1957	22	256	Paige Cothren, B	Los Angeles Rams
1949	5	47	Earl Howell, B	Los Angeles Rams	1958	5	50	Ray Brown, B	Baltimore
1949	11	109	Jerry Tiblier, B	Chicago Bears	1958	6	70	Billy Lott, B	New York Giants
1949	11	111	Bobby Wilson, B	Philadelphia	1958	12	140	Leroy Reed, B	Pittsburgh
1949	20	196	Ben Mann, G	Pittsburgh	1958	16	190	John West, T	New York Giants
1949	13	95	Roland Dale, T	Brooklyn (AAFC)	1958	20	232	Kent Lovelace, B	Philadelphia
1949	25	165	Phil Poole, G	Chicago Hornets (AAFC)	1958	21	246	Jackie Simpson, G	Washington
1949	19	142	Jerry Tiblier, B	Los Angeles Dons	1958	23	268	Billy Templeton, E	Philadelphia
1949	29	154	Jim Clark, G	Los Angeles Dons	1958	23	273	Billy Hurst, B	New York Giants
1950	2	24	John (Kayo) Dottley, B	Chicago Bears	1959	5	60	Don Churchwell, G	Baltimore
1950	9	118	Bobby Wilson, B	Philadelphia	1959	12	142	Charlie Flowers, B	New York Giants
1950	20	258	Jim (Tank) Crawford, G	Chicago Bears	1959	13	156	Rudi Smith, T	Baltimore
1950	21	267	Bill Stribling, E	New York Giants	1959	19	228	Milt Crain, C	Baltimore
1951	6	68	Ken Farragut, C	Philadelphia	1959	20	233	Billy Brewer, B	Washington
1952	5	53	Mel Siquefield, C	Texas	1960	2	24	Marvin (Bo) Terrell, G	Baltimore
1952	10	118	Carl West, B	San Francisco	1960	4	41	Johnny Brewer, E	Cleveland
1952	20	239	Rex Boggan, T	New York Giants	1960	6	69	Bob Khayat, G	Cleveland
1952	21	250	Arnold (Showboat) Boykin, B	Detroit	1960	6	72	George Blair, B	New York Giants
1952	23	271	Ken Barfield, T	Washington	1960	9	104	Ken Kirk, C	Chicago Bears
1952	23	274	Hal Maxwell, E	Detroit	1960	11	127	Bobby Franklin, B	Cleveland



Michael Oher was selected 23rd overall by the Baltimore Ravens in the 2009 NFL Draft.

YEAR	RND	PICK	NAME, POSITION	TEAM
1960	15	178	Larry Grantham, E	Baltimore
1960	A		Billy Brewer, QB	Boston (AFL)
1960	A		Larry Grantham, E	N.Y. Jets (AFL)
1960	A		Bob Khayat, T	Buffalo (AFL)
1960	A		Ken Kirk, C	Buffalo (AFL)
1960	A		Marvin (Bo) Terrell, G	Dallas Texans (AFL)
1960	A		Bobby Franklin, QB	L.A. Chargers (AFL)
1960	A		Charlie Flowers, FB	L.A. Chargers (AFL)
1960	B		Don Churchwell, G	Oakland (AFL)
1960	B		Billy Lott, HB	Oakland (AFL)
1961	1	10	Bobby Crespino, E	Cleveland
1961	5	67	Jerry Daniels, E	New York Giants
1961	8	109	Allen Green, C	New York Giants
1961	9	125	Jake Gibbs, QB	Cleveland
1961	11	151	Bob Benton, T	New York Giants
1961	13	171	Doug Elmore, B	Washington
1961	15	209	Charley Taylor, B	Cleveland
1961	6		Jake Gibbs, QB	Houston (AFL)
1961	6	44	Bobby Crespino, HB	Oakland (AFL)
1961	8		Dick Price, G	Oakland (AFL)
1961	10		Jerry Daniels, E	Dallas Texans (AFL)
1961	23		Jim Anderson, FB	Houston (AFL)
1962	3	36	Billy Ray Adams, FB	San Francisco
1962	4	54	Glynn Griffing, QB	New York Giants
1962	5	58	Treva (Bookie) Bolin, G	New York Giants
1962	5	65	Chuck Morris, B	Green Bay
1962	6	76	Jerry Brown, G	San Francisco
1962	8	111	Ralph (Catfish) Smith, E	Philadelphia
1962	9	120	Jim Roberts, T	San Francisco
1962	12		Ralph (Catfish) Smith, E	San Diego (AFL)
1962	14		Treva (Bookie) Bolin,	Dallas Texans (AFL)
1962	14		Glynn Griffing, QB	Houston (AFL)
1962	16		Billy Ray Adams, FB	Houston (AFL)
1962	26		Chuck Morris, HB	New York Titans (AFL)
1962	26		Jim Roberts, T	Denver (AFL)
1962	31		Doug Elmore, HB	San Diego (AFL)
1962	32		Charley Taylor, HB	Boston (AFL)
1963	1	3	Jim Dunaway, T	Minnesota
1963	3	40	Louis Guy, B	Philadelphia
1963	4	48	Whaley Hall, T	Dallas Cowboys
1963	9	124	Ken Dill, LB	Detroit
1963	2		Jim Dunaway, T	Buffalo (AFL)
1963	7		Louis Guy, HB	New York Titans (AFL)
1963	14		Whaley Hall, T	Boston (AFL)
1963	26		Ken Dill, C	San Diego (AFL)

FIRST-ROUND DRAFT PICKS

YEAR	PICK	PLAYER	POSITION	TEAM	NFL CAREER
1939	3	Parker Hall	Back	Cleveland Rams	1939-42
1942	8	Merle Hapes	Back	New York Giants	1942, 1946
1954	10	Ed Beatty	Center	Los Angeles Rams	1955-61
1961	10	Bobby Crespino	Tight End	Cleveland Browns	1961-68
1963	3	Jim Dunaway	Defensive Tackle	Minnesota Vikings	1963-72
1966	11	Stan Hindman	Defensive Tackle	San Francisco 49ers	1966-71; 1973-74
1966		Mike Dennis	Halfback	Buffalo Bills (AFL)	1966; 1968-70
1971	2	Archie Manning	Quarterback	New Orleans Saints	1971-84
1985	18	Freddie Joe Nunn	Linebacker	St. Louis Cardinals	1985-96
1990	18	Tony Bennett	Linebacker	Green Bay Packers	1990-97
1991	20	Kelvin Pritchett	Defensive Tackle	Dallas Cowboys	1991-2004
1994	20	Tim Bowens	Defensive Tackle	Miami Dolphins	1994-2004
1998	29	John Avery	Running Back	Miami Dolphins	1998-99; 2002
2001	23	Deuce McAllister	Running Back	New Orleans Saints	2001-09
2004	1	Eli Manning	Quarterback	San Diego Chargers	2004-present
2005	26	Chris Spencer	Center	Seattle Seahawks	2005-14
2007	11	Patrick Willis	Linebacker	San Francisco 49ers	2007-14
2009	23	Michael Oher	Offensive Tackle	Baltimore Ravens	2009-present
2009	24	Peria Jerry	Defensive Tackle	Atlanta Falcons	2009-14
2016	13	Laremy Tunsil	Offensive Tackle	Miami Dolphins	2016
2016	23	Laquon Treadwell	Wide Receiver	Minnesota Vikings	2016
2016	29	Robert Nkemdiche	Defensive Tackle	Arizona Cardinals	2016
2017	23	Evan Engram	Tight End	New York Giants	Rookie

YEAR	RND	PICK	NAME, POSITION	TEAM
1964	4	45	Perry Lee Dunn, QB	Dallas
1964	9	114	Larry Smith, B	Philadelphia
1964	10	135	Bobby Robinson, G	Cleveland
1964	15	208	Chuck Hinton, G	New York Giants
1964	19	264	Frank Kinard, HB	New York Giants
1964	20	268	Tommy Lucas, G	Philadelphia
1964	3		Perry Lee Dunn, DB	San Diego (AFL)
1964	18		Bobby Robinson, G-LB	San Diego (AFL)
1964	22		Chuck Hinton, C	San Diego (AFL)
1964	25		Tommy Lucas, G	San Diego (AFL)
1964	26		Frank Kinard, FB	San Diego (AFL)
1965	3	38	Allen Brown, E	Green Bay
1965	5	59	Jim Harvey, T	Green Bay
1965	5	62	Frank Lambert, E	New York Giants
1965	5	69	Bill Irwin, T	Cleveland
1965	9	124	Jimmy Heidel, B	St. Louis
1965	2		Jim Harvey, T	Oakland (AFL)
1965	3		Allen Brown, E	San Diego (AFL)
1965	3		Jimmy Heidel, DB	New York Jets (AFL)
1965	5		Jerry Crumpler, T	Houston (AFL)
1965	8		John Maddox, E	Denver (AFL)
1965	10		Frank Lambert, K-E	New York Jets (AFL)
1965	12		Jim Weatherly, DB	Boston (AFL)
1966	1	11	Stan Hindman, G	San Francisco
1966	3	33	Mike Dennis, HB	Atlanta
1966	4	53	Bill Clay, DB	Washington
1966	15	230	Lee Garner, LB	Baltimore
1966	C		Perry Lee Dunn, HB	Atlanta
1966	C		Bobby Franklin, S	Atlanta
1966	1		Mike Dennis, HB	Buffalo (AFL)
1966	2		Stan Hindman, G	Houston (AFL)
1966	5		Bill Clay, DB	Denver (AFL)
1966	7		Brent Caston, DB	Boston (AFL)
1966	9		Lee Garner, LB	Houston (AFL)
1967	5	124	Gerald Warfield, HB	Oakland
1967	6	145	Doug Cunningham, HB	San Francisco
1967	8	207	Tommy Luke, DB	Buffalo
1967	15	370	Marvin McQueen, LB	Houston
1967	D		Jimmy Heidel, DB	New Orleans
1968	2	35	Jimmy Keyes, LB-K	Miami
1968	2	49	Mac Haik, E	Houston
1968	4	106	Alan Bush, G	Chicago Bears
1968	3	62	Jim Urbanek, T	Miami



Eli Manning was selected with the first overall pick in the 2004 NFL Draft. He became the first Ole Miss player to ever be taken number one.

YEAR	RND	PICK	NAME, POSITION	TEAM
1968	3	75	Bob Vaughn, T	Denver
1968	4	103	Dan Sartin, T	New Orleans
1968	7	179	Jerry Richardson, LB	San Francisco
1968	9	239	Mac McClure, LB	Kansas City
1968	12	304	Bobby Hendrix, T	Denver
1970	5	106	Glenn Cannon, DB	New Orleans
1970	7	181	Hap Farber, LB	Minnesota
1970	9	233	George Morrow, DE	Minnesota
1970	16	410	Claude Herard, DT	New York Jets
1970	17	430	Julian Fagan, P	Houston
1971	1	2	Archie Manning, QB	New Orleans
1971	4	88	Wimpy Winther, C	New Orleans
1971	4	103	Adam Mitchell, T	Dallas
1971	5	128	Fred Brister, LB	Pittsburgh
1971	6	151	Dennis Coleman, LB	Miami
1971	6	154	Wyck Neely, DB	Philadelphia
1971	7	164	Worthy McClure, T-G	Pittsburgh
1971	11	266	Vernon Studdard, WR	New York Jets
1971	12	295	Floyd Franks, WR	Denver
1972	6	136	Elmer Allen, LB	Houston
1972	11	267	Paul Dongieux, LB	New Orleans
1972	13	326	Preston Carpenter, DE	Philadelphia
1973	10	241	Bill Barry, WR	Chicago Bears
1974	4	99	Norris Weese, QB	Los Angeles Rams
1974	7	162	Burney Veazey, TE	New York Jets
1975	16	392	Bill Malouf, QB	Baltimore
1976	3	78	Ben Williams, DT	Buffalo
1976	9	242	James Reed, RB	Cleveland
1976	11	305	Paul Hofer, RB	San Francisco
1978	6	156	Kem Coleman, LB	New England
1978	7	172	George Plasketes, LB	Green Bay
1979	9	241	Curtis Weathers, TE	Cleveland
1979	11	302	Eddie Cole, LB	Detroit
1980	3	65	Jim Miller, P	San Francisco
1981	7	185	Ken Toler, WR	New England
1981	9	247	Chuck Commiskey, C	Philadelphia
1983	10	255	Melvin Brown, DB	Minnesota
1983	11	301	Mike Harmon, WR	New York Jets
1984	2	46	Andre Townsend, DE	Denver
1984	11	286	Buford McGee, RB	San Diego
1985	1	18	Freddie Joe Nunn, LB	St. Louis
1985	3	79	Tim Moffett, WR	L.A. Raiders
1985	5	129	Lee Davis, DB	Cincinnati
1985	7	173	James Harbour, WR	Indianapolis
1985	8	219	Barry Wilburn, DB	Washington
1986	10	250	Benton Reed, DE	Tampa Bay
1986	12	312	Kent Austin, QB	St. Louis
1987	7	191	Bill Smith, P	Green Bay
1987	9	245	Jonathan Shelley, DB	San Francisco
1987	11	294	Mario Perry, TE	L.A. Raiders
1988	4	96	J.R. Ambrose, WR	Kansas City
1988	9	234	Todd Irvin, T	Detroit
1988	9	243	Jeff Herrod, LB	Indianapolis
1989	2	56	Wesley Walls, TE	San Francisco
1989	7	181	Stevon Moore, DB	New York Jets
1989	10	272	Rodney Lowe, LB	New York Giants
1989	12	317	Joe Mickles, RB	Washington
1990	1	18	Tony Bennett, LB	Green Bay
1990	8	194	Willie Green, WR	Cincinnati
1990	9	237	Pat Coleman, WR	Houston
1991	1	20	Kelvin Pritchett, DT	Dallas
1991	4	92	Randy Baldwin, RB	Minnesota
1992	3	79	Tyji Armstrong, TE	Tampa Bay
1992	8	219	Vincent Brownlee, WR	New York Jets
1993	5	133	Everett Lindsay, T	Minnesota
1993	8	199	Chad Brown, DE	Phoenix
1993	8	211	Marquise Thomas, LB	Indianapolis
1994	1	20	Tim Bowens, DT	Miami
1994	4	131	Dewayne Dotson, LB	Dallas
1995	4	117	Jeff Miller, OT	Green Bay
1995	4	129	Alundis Brice, DB	Dallas
1995	5	145	Roell Preston, WR	Atlanta
1995	5	158	Norman Hand, DT	Miami
1996	2	47	Fred Thomas, CB	Seattle
1997	7	228	Kris Mangum, TE	Carolina
1998	1	29	John Avery, RB-KR	Miami



Laquon Treadwell became the first Ole Miss wide receiver selected in the first round when the Vikings selected him with the 23rd pick of the 2016 NFL Draft.

YEAR	RND	PICK	NAME, POSITION	TEAM
1998	7	219	Nate Wayne, LB	Denver
2000	2	53	Todd Wade, OT	Miami
2000	3	72	Kendrick Clancy, DT	Pittsburgh
2000	5	131	Tutan Reyes, OT	New Orleans
2001	1	23	Deuce McAllister, RB	New Orleans
2001	2	40	Ken Lucas, DB	Seattle
2001	3	63	Derrick Burgess, DE	Philadelphia
2002	3	93	Terrence Metcalfe, OG	Chicago
2003	5	157	Ben Claxton, C	Denver
2004	1	1	Eli Manning, QB	San Diego
2004	4	123	Stacy Andrews, OT	Cincinnati
2004	6	173	Von Hutchins, CB	Indianapolis
2004	6	200	Charlie Anderson, DE	Houston
2005	1	26	Chris Spencer, C	Seattle
2005	2	49	Marcus Johnson, OT	Minnesota
2005	7	221	Rick Razzano, FB	Tampa Bay
2006	6	186	Tre' Stallings, OG	Kansas City
2007	1	11	Patrick Willis, LB	San Francisco
2007	7	221	Trumaine McBride, CB	Chicago
2009	1	23	Michael Oher, OT	Baltimore
2009	1	24	Peria Jerry, DT	Atlanta
2009	3	84	Mike Wallace, WR	Pittsburgh
2009	7	231	Jamarca Sanford, S	Minnesota
2010	2	36	Dexter McCuster, RB-WR	Kansas City
2010	3	73	John Jerry, OG	Miami
2010	5	136	Kendrick Lewis, S	Kansas City
2010	6	175	Greg Hardy, DE	Carolina
2011	6	199	Jerrell Powe, DT	Kansas City
2012	4	112	Bobby Massie, OT	Arizona
2014	3	90	Donte Moncrief, WR	Indianapolis
2015	2	56	Senquez Golson, CB	Pittsburgh
2016	1	13	Laremy Tunstil, OT	Miami
2016	1	23	Laquon Treadwell, WR	Minnesota
2016	1	29	Robert Nkemdiche, DT	Arizona
2016	5	174	Fahn Cooper, OT	San Francisco
2016	6	199	Cody Core, WR	Cincinnati
2017	1	23	Evan Engram, TE	New York Giants
2017	6	198	D.J. Jones, DT	San Francisco
2017	6	204	Derrick Jones, DB	New York Jets
2017	7	253	Chad Kelly, QB	Denver

A — Selected in the first of two groups chosen during American Football League's first draft in 1960
 B — Allocation Draft by Oakland in 1960 after first seven teams froze 11 players
 C — Selected in 1966 Atlanta Falcons expansion draft

REBELS WITH THE PROS

Allen, Elmer, LB: Montreal (CFL), 1972
 Aldridge, Walter (Bo), T: Richmond (CONT), 1965
 Alliston, Vaughn (Buddy), G-LB: Winnipeg (CFL), 1956-58; Denver (AFL), 1960
 Ambrose, J. R., WR: Green Bay (NFL), 1988
 Anderson, Charlie, LB: Houston (NFL), 2004-05-06-07; Miami (NFL), 2008-09; Kansas City (NFL), 2010
 Andrews, Stacy, OT: Cincinnati (NFL), 2004-05-06-07-08; Philadelphia (NFL), 2009; Seattle (NFL), 2010; New York Giants (NFL), 2011
 Armstead, Jason, WR: Ottawa (CFL), 2004-05; Saskatchewan (CFL), 2006-07; Hamilton (CFL), 2007; Winnipeg (CFL), 2008; Montreal (CFL), 2008; Edmonton (CFL), 2010-11
 Armstrong, Tyji, TE: Tampa Bay (NFL), 1992-93-94-95; Dallas (NFL), 1996; Amsterdam (NFL-EU), 1998; St. Louis (NFL), 1998; All-Rookie, 1992
 Ashley, Tyrone, WR-LB: Memphis (ARFL), 1996
 Austin, Kent, QB: St. Louis (NFL), 1986; Saskatchewan (CFL), 1987-88-89-90-91-92-93; British Columbia (CFL), 1994; Toronto (CFL), 1995; Winnipeg (CFL), 1996—Grey Cup MVP, 1989; CFL Western All-Star, 1990; CFL All-Canadian All-Star, 1990
 Avery, John, RB: Miami (NFL), 1998-99; Denver (NFL), 1999; Chicago (XFL), 2001; Edmonton (CFL), 2002; Minnesota (NFL), 2003; Toronto (CFL), 2004-05-06-07—CFL PR All-Star, 2002
 Baldwin, Randy, RB: Minnesota (NFL), 1991; Cleveland (NFL), 1991-92-93-94; Carolina (NFL), 1995; San Francisco (NFL), 1995; Baltimore (NFL), 1996
 Barfield, Ken, T.: Washington (NFL), 1954
 Beatty, Ed, C: San Francisco (NFL), 1955-56; Pittsburgh (NFL), 1957-61; Washington (NFL), 1961
 Bennett, Bryon, DL: Spokane (IF), 2016
 Bennett, Tony, OLB: Green Bay (NFL), 1990-91-92-93; Indianapolis (NFL), 1994-95-96-97
 Bernard, Dave, HB: Cleveland (NFL), 1944-45
 Biddle, Taye, WR: Carolina (NFL), 2006; Tampa Bay (NFL), 2007 (PS); New York Giants (NFL), 2008; Florida Tuskers (UFL), 2009
 Bilbo, Jonathan, P, T: Chicago Cardinals (NFL), 1938-39
 Bingham, Dwight, DE: Atlanta (NFL), 1987; Albany (ARFL), 1990; Columbus (ARFL), 1991; Orlando (ARFL), 1991
 Blair, Earl, HB: Toronto (CFL), 1956
 Blair, George, DHB: San Diego (AFL), 1961-62-63-64
 Boggan, Rex Reed, T: New York (NFL), 1955
***Bolden, Brandon, RB:** New England (NFL), 2012-13-14-15-16
 Bolin, Bookie, OG: New York (NFL), 1962-63-64-65-66-67; Minnesota (NFL), 1968-69
 Bonner, Antonious, DB: Ottawa (CFL), 1995; Toronto (CFL), 1997-98-99-2000-01-02-03-04-05-06
 Bowens, Tim, DT: Miami (NFL), 1994-95-96-97-98-99-2000-01-02-03-04—AFC Rookie of Year, 1994; All-Rookie, 1994; Pro Bowl, 1998-02
 Boykin, McKinley, DL: Cologne (NFL-EU), 2007; New Orleans (NFL), 2007; Florida (UFL), 2009-10; Virginia (UFL), 2011; Orlando (UFL), 2012; Virginia (UFL), 2012
 Bozeman, Michael, DT: Atlanta (NFL), 2006 (PS); Rhein (NFL-EU), 2007; Denver (NFL) 2007 (PS); Georgia (ARFL), 2008
 Brassell, Nick, WR: Nebraska (IFL), 2016
 Brewer, Billy, DHB: Washington (NFL), 1960
 Brewer, Johnny, TE-LB: Cleveland (NFL), 1961-62-63-64-65-66-67; New Orleans (NFL), 1968-69-70—Pro Bowl 1966
 Brice, Alundis, DB: Dallas (NFL), 1995-96; Frankfurt (NFL-EU), 1997; Toronto (CFL), 1999; Saskatchewan (CFL), 2000
 Brinkley, Lester, DT-OL-DL: Pittsburgh (NFL), 1989 (DS), Dallas (NFL), 1990; Iowa (ARFL), 1995
 Britt, Oscar, G: Washington (NFL), 1946
 Brown, Allen, TE: Green Bay (NFL), 1966-67
 Brown, Chad, DT: Phoenix (NFL), 1993-94-95
 Brown, Melvin, DB: Minnesota (NFL), 1983 (IR)-84 (IR)



DEXTER McCLUSTER



BRANDON BOLDEN

Brown, Raymond, QB-DS-P: Baltimore (NFL), 1958-59-60
 Brownlee, Vincent, WR: British Columbia (CFL), 1993
***Bryant, Serderius, LB:** Ottawa (CFL), 2016
 Burgess, Derrick, DE: Philadelphia (NFL), 2001-02-03(IR)-04, 2010; Oakland (NFL), 2005-06-07-08; New England (NFL) 2009—Pro Bowl, 2005-06
***Burton, Pierce, OT:** Carolina (NFL), 2015 (PS), Atlanta (NFL), 2015 (PS); Indianapolis (NFL), 2015-16 (PS)
 Caldwell, Jim, G: Calgary (CFL), 1954
 Calicchio, Lonny, P: Philadelphia (NFL), 1997
 Churchwell, Hanson (Bull), DB: Washington (NFL), 1959; Oakland (AFL), 1960
 Clancy, Kendrick, DL: Pittsburgh (NFL), 2000-01-02-03-04; New York Giants (NFL), 2005; Arizona (NFL), 2006; New Orleans (NFL), 2007-08-09
 Claxton, Ben, C: Cleveland (NFL), 2003 (PS); Miami (NFL), 2003 (PS); Tampa Bay (NFL), 2003 (PS)-04; Berlin (NFL-EU), 2004-05; Atlanta (NFL), 2005-06; Detroit (NFL), 2008 (PS); Arizona (NFL) 2009-10—All-NFL Europe, 2004-05
 Clay, Bill, DS: Washington (NFL), 1966
 Cole, Eddie, LB: Detroit (NFL), 1979-80
 Coleman, Cliff, DB: Montreal (CFL), 2015
 Coleman, Dennis, LB: New England (NFL), 1971; Calgary (CFL), 1972-73
 Coleman, Justin, DB: Winnipeg (CFL), 2004-05
 Coleman, Kem, LB: New England (NFL), 1978 (IR)-79 (IR)
 Coleman, Pat, WR: Houston (NFL), 1990; New England (NFL), 1990; Houston (NFL), 1991-92-93-94
 Collier, Tony, DB: British Columbia (CFL), 1994-95-96-97; Winnipeg (CFL), 1998
 Collins, Chris, WR: Pittsburgh (NFL), 2004 (PS); Hamburg (NFL-EU), 2005
 Collins, Milton, DB: Calgary (CFL) 2008-09-10-11
***Cooper, Fahn, OT:** San Francisco (NFL), 2016 (PS)
 Cooper, Josh, DL: San Francisco (NFL), 2004; Frankfurt (NFL-EU), 2006; New Orleans (NFL), 2006-07; Florida Tuskers (UFL), 2009
 Commiskey, Chuck, OG: Philadelphia (NFL), 1981-82; Philadelphia-Baltimore (USFL), 1983-84-85; New Orleans (NFL), 1986-87-88
 Conerly Charlie, QB: New York (NFL), 1948-61 (14 Seasons)—All-Pro, 1948, 1957; Pro Bowl, 1950, 1956; NFL Rookie of the Year, 1948
***Core, Cody, WR:** Cincinnati (NFL), 2016
 Cothren, Paige, FB-KS: Los Angeles (NFL), 1957-58; Philadelphia (NFL), 1959
 Crain, Milton, C: Montreal (CFL), 1959-60-61-62-63-64; Saskatchewan (CFL), 1964; Toronto (CONT), 1966-67
 Crawford, Eddie, Safety/Flanker: New York (NFL), 1957
 Crespi, Bobby, TE: Cleveland (NFL), 1961-62-63; New York (NFL), 1964-65-66-67-68
 Cunningham, Doug, RB: San Francisco (NFL), 1967-68-69-70-71-72-73; Washington (NFL), 1974
 Dale, Ronald, DE: Washington (NFL), 1950
 Darnell, John, QB: Tampa Bay (ARFL), 1991
 Davis, Lee, DB: Cincinnati (NFL), 1985; Seattle (NFL), 1985-86; Indianapolis (NFL), 1987
 Day, Eagle, QB: Winnipeg (CFL) 1956-57-58; Washington (NFL), 1959-60; Calgary (CFL), 1961-62-63-64-65-66-67; Toronto (CONT), 1967; Charleston (CONT), 1967; Toronto (CFL), 1968—All Pro, 1961-62;—Western Division Most Valuable Player (CFL), 1962
 Dennis, Mike, TB: Los Angeles (NFL), 1966 (IR); 1968-69-70 (IR)
 Dixon, Johnny, DB-LB: Shreveport (CFL), 1995; Frankfurt (WLAFL), 1995-96-97; Amsterdam (NFL-EU), 1998
 Dodson, Leslie, HB: Pittsburgh (NFL), 1941
 Dotson, Dewayne, FB-LB: Miami (NFL), 1994-95; 1997; Nashville (ARFL), 1999-2000
 Dottley, John (Kay), FB: Chicago (NFL), 1951-52-53—Pro Bowl, 1951
 Dunaway, Jim, DT: Buffalo (AFL), 1963-64-65-66-67-68-69; (NFL), 1970-71; Miami (NFL), 1972—All-Pro, 1966, 1968; Pro Bowl, 1965-66-67-68



BOBBY MASSIE



CODY CORE

Dunn, Perry Lee, RB: Dallas (NFL), 1964-65; Atlanta (NFL), 1966-67-68; Baltimore (NFL), 1969
 Elam, Shane, LB: San Francisco (NFL), 2001; Atlanta (NFL), 2001
 Elmore, Doug, DHB: Washington (NFL), 1962; Calgary (CFL), 1963
 *Elston, Trae, DB: Tampa Bay (NFL), 2016 (PS); Cleveland (NFL), 2016
 Erickson, Bill, G: New York (NFL), 1948
 Espy, Mike, WR: Washington (NFL), 2006-07 (IR)
 Fagan, Julian, P: New Orleans (NFL), 1970-71-72; New York Jets (NFL), 1973
 Farber, Hap, LB: Minnesota (NFL), New Orleans (NFL), 1970
 Farragut, Ken, C: Philadelphia (NFL), 1951-52-53-54; Pro Bowl, 1953
 Flowers, Charlie, FB: San Diego (AFL), 1960-61; New York (AFL), 1962
 Ford, Artis, DT-OL-DL: Cincinnati (NFL), 1993; Calgary (CFL), 1994 (PS); Memphis (ARFL), 1996
 Fourcade, John, QB: British Columbia (CFL), 1982; Memphis (USFL), 1984; New Orleans (NFL), 1987-88-89-90; Denver (ARFL), 1987; Miami (ARFL), 1993; Milwaukee (ARFL), 1994
 Fourcade, Keith, LB: Hamilton (CFL), 1987; New Orleans (NFL), 1987
 Franklin, Bobby, DS: Cleveland (NFL), 1960-61-62-63-64-65-66
 French, Rufus, TE: Seattle (NFL), 1999-2000
 Gerald, Daverin, C: Georgia (ARFL), 2011; Las Vegas (UFL), 2011; New Orleans (ARFL), 2011-12; Pittsburgh (ARFL), 2013-14
 Gilbert, Kline, OT: Chicago (NFL), 1953-54-55-56-57—Pro Bowl, 1957
 *Golson, Senquez, CB: Pittsburgh (NFL), 2015-16 (IR)
 Grant, Walter, K: Florida (ARFL), 1997; Nashville (ARFL), 1998
 Grantham, Larry, LB: New York (AFL), 1960-61-62-63-64-65-66-67-68-69; (NFL), 1970-71-72; Florida (WFL), 1974—All-Pro, 1960-61-62-63-64; Pro Bowl, 1962-63-64, 1966, 1969
 Green, Allen, KS: Dallas (NFL), 1961; Alabama (CONT), 1968-69
 Green, Marshay, DB: Arizona, (NFL), 2010-11; Indianapolis, (NFL), 2012; Saskatchewan (CFL), 2014-15
 Green, Willie, WR: Detroit (NFL), 1990 (IR)-91-92-93; Tampa Bay (NFL), 1994; Carolina (NFL), 1995-96; Denver (NFL), 1997-98
 Green-Ellis, BenJarvus, RB: New England (NFL), 2008-09-10-11; Cincinnati (NFL), 2012-13
 Greenwich, Duke, HB-DB: Chicago (NFL), 1944
 Grice, Shane, OL-DL: Chicago (NFL), 2001; Tampa (NFL), 2001; Georgia (ARFL), 2004-08
 Griffin, Malakia, DB: Edmonton (CFL), 1998
 Griffin, Wade, OG: Baltimore (NFL), 1977-78-79-80-81-82-83
 Griffing, Glynn, QB: New York (NFL), 1963; Orlando (CONT), 1966
 Guy, Louis, DHB: New York (NFL), 1963; Oakland (AFL), 1964
 Haik, Michel (Mac), SE: Houston (AFL), 1968-69; (NFL), 1970-71
 Hall, Bruce, RB: Buffalo (NFL), 2008; 2009 (PS), Denver (NFL), 2010 (PS)-11 (IR)
 Hall, Parker, HB: Cleveland (NFL), 1939-40-41-42; San Francisco (AAC), 1946—Player of the Year, Rookie of the Year, All-Pro, 1939; Pro Bowl, 1939
 Hall, Whaley, T: Canton (UFL), 1964; Philadelphia (CONT), 1965-66
 *Hamilton, Woodrow, DT: New England (NFL), 2016
 Hand, Norman, DL: Miami (NFL), 1995-96; San Diego (NFL), 1997-98-99; New Orleans (NFL), 2000-01-02; Seattle (NFL), 2003; New York Giants (NFL), 2004
 Hapes, Merle, FB: New York (NFL), 1942, 1946; Hamilton (CFL), 1953-54
 Harbour, James, WR: Indianapolis Colts (NFL), 1985 (IR)
 Hardy, Greg, DE: Carolina (NFL), 2010-11-12-14; Dallas (NFL), 2015—All-Pro, 2013; Pro Bowl, 2013
 Harmon, Michael, FLK: New York Jets (NFL), 1983; Cleveland (NFL), 1983
 Harris, Bobby, OL: Frankfurt (NFL-EU), 2007; Orlando (ARFL), 2008
 Harris, Darryl, OG: Kansas City (NFL), 2009-10 (PS)-11 (PS)
 Harris, Tony, WR-DB: Tampa Bay (ARFL), 1995
 Harvey, Jim, OG: Oakland (AFL), 1966-67-68-69-70-71; Houston (NFL), 1972
 Heard, Ronnie, DB: San Francisco (NFL), 2000-01-02-03-04; Atlanta (NFL), 2005
 Heidel, Jimmy, DS: St. Louis (NFL), 1966; New Orleans (NFL), 1967
 Hendrix, Robert (Bob), T: Seattle (CONT), 1968



JAMARCA SANFORD



ELI MANNING

Herrod, Jeff, LB: Indianapolis (NFL), 1988-89-90-91-92-93-94-95-96; Philadelphia (NFL), 1997; Indianapolis (NFL), 1998
 Hickerson, Gene, OG: Cleveland (NFL), 1958-59-60, 1962-63-64-65-66-67-68-69-70-71-72-73—All-Pro, 1966-67-68-69-70; Pro Bowl, 1965-66-67-68-69-70; Outstanding Blocker Award (NFL), 1968
 *Hilton, Mike, DB: New England (NFL), 2016 (PS); Pittsburgh (NFL), 2016 (PS)
 Hindman, Stan, DE: San Francisco (NFL), 1966-67-68-69-70-71; 1974
 Hinton, Charles, C: New York (NFL), 1967-68-69
 Hodge, Shay, WR: Cincinnati (NFL), 2010 (PS); Kansas City (ARFL), 2012; New Orleans (ARFL), 2013, Hamilton (CFL), 2013, Jacksonville (ARFL), 2015, Saskatchewan (CFL) 2016
 Hofer, Paul, RB: San Francisco (NFL), 1976-77-78-79-80-81
 Hollingsworth, Jimmy, HB: Charleston (UFL), 1964-65-66-67-68; Ohio Valley (UFL), 1969
 Hovious, Junie, HB: New York (NFL), 1945
 Howell, Earl (Dixie), RB: Los Angeles Dons (AAC), 1949
 Huddleston, Fuzzy, LB: New Orleans (NFL), 1987
 Hutchins, Von, DB: Indianapolis (NFL), 2004-05; Houston (NFL), 2006-07; Atlanta (NFL), 2008 (IR)
 Innocent, Dou, RB, Seattle (NFL), 1996-97 (IR)
 Jackson, Kenny, OL-DL: Columbus (ARFL), 2004
 *Jenkins, Brandon, OL/DL: Tennessee Valley (UFL), 2009; Amarillo (LSFL), 2010; Kansas City (ARFL), 2011; Nebraska (IFL), 2012; Wichita (IFL), 2013-14-15, Kansas City (CIF), 2016
 *Jerry, John, OG: Miami (NFL), 2010-11-12-13; New York Giants (NFL), 2014-15-16
 Jerry, Peria, DL: Atlanta (NFL), 2009 (IR)-10-11-12-13
 Johnson, Joe, E: New York (NFL), 1948
 Johnson, Belton, OT: Cincinnati (NFL), 2003 (PS) -04 (IR); Winnipeg (CFL), 2006; Saskatchewan (CFL), 2006 (PS) -07-08-09; Hamilton (CFL), 2010-11
 Johnson, Kerry, WR: Atlanta (NFL), 2005 (IR); Winnipeg (CFL), 2007-08
 Johnson, Marcus, OG: Minnesota (NFL), 2005-06-07-08; Tampa Bay (NFL), 2009
 Johnson, Rishaw, OL: Seattle (NFL), 2012 (PS); Kansas City (NFL), 2013, Tampa Bay (NFL), 2014, New York Giants (NFL), 2014 (PS); Green Bay (NFL), 2014 (PS), Washington Redskins (NFL)
 Johnson, Rory, LB: New York Giants (NFL), 2007 (PS)
 Jones, Derek, DB-DS: Nashville (ARFL), 1997; Edmonton (CFL), 1998
 Kempinska, Charles, G: San Diego (AFL), 1960



KENDRICK LEWIS



DONTE MONCRIEF



MICHAEL OHER



ROBERT NKEMDICHE

Keyes, Jimmy, LB-KS: Miami (AFL), 1968-69
 Khayat, Robert, G-KS: Washington (NFL), 1960, 1962-63; Pro Bowl, 1960
 Kinard, Billy, DHB: Cleveland (NFL), 1956; Green Bay (NFL), 1957-58; Buffalo (AFL), 1960
 Kinard, Frank (Bruiser), T: Brooklyn (NFL), 1938-39-40-41-42-43-44; New York (AAC), 1946-47—
 All-Pro, 1940-43-44-46; Pro Bowl, 1938-39-40-41-42
 Kinard, George, C: Brooklyn (NFL), 1941-42; New York (AAC), 1947
 Kirk, Ken, LB: Chicago (NFL), 1960-61; Pittsburgh (NFL), 1962; Los Angeles (NFL), 1963
 Knott, David, DB: Winnipeg (CFL), 2002
 Kozel, Chet, T: Buffalo (AAC), 1947-48; Chicago Rockets (AAC), 1948
 Lambert, Frank, P: Pittsburgh (NFL), 1965-66
 Lane, Skip, DB: Washington (NFL), 1987
***Laurent, Ted, DL:** Edmonton (CFL), 2011-13; Hamilton (CFL), 2014-15-16; 2014 - Lew Heyman
 Trophy, CFL All-Star 2014-15
 Lee, Brian, K: Memphis (ARFL), 1995
***Lewis, Kendrick, S:** Kansas City (NFL), 2010-11-12-13; Houston (NFL), 2014; Baltimore Ravens
 (NFL), 2015-16
 Lindsay, Everett, OT: Minnesota (NFL), 1993-94 (IR)-95-96-97-98, 2001-02-03; Barcelona (WLAF),
 1997; Baltimore (NFL), 1999; Cleveland (NFL), 2000
 Lindsey, Steve, K: Jacksonville (NFL), 1999-2000; Denver (NFL), 2000
 Lott, Billy, HB: New York (NFL), 1958; Oakland (AFL), 1960; Boston (AFL), 1961-62-63
 Lowery, Michael, LB: Chicago (NFL), 1996-97; Rhein (NFL-EU), 1999
 Lucas, Ken, CB: Seattle (NFL), 2001-02-03-04; 2009; Carolina (NFL), 2005-06-07-08
 Luke, Tommy, DB: Denver (AFL), 1968
 Maddox, John, E: Richmond (CONT), 1966
 Mangum, Kris, TE: Carolina (NFL), 1997-98-99-2000-01-02-03-04-05-06
 Mangum, Pete, LB-FB: New York (NFL), 1954; Winnipeg (CFL), 1957-58; Denver (AFL), 1960
 Manning, Archie, QB: New Orleans (NFL), 1971-72-73-74-75-76-77-78-79-80-81; Houston (NFL),
 1982-83; Minnesota (NFL), 1983-84—Pro Bowl, 1978-79
***Manning, Eli, QB:** New York Giants (NFL), 2004-05-06-07-08-09-10-11-12-13-14-15-16
 —Super Bowl XLII&XLVI MVP—Pro Bowl, 2008-11-12-15
***Masoli, Jeremiah, QB:** Omaha (UFL), 2011; Edmonton (CFL), 2012; Hamilton (CFL), 2013-14-15-
 16
***Massie, Bobby, OL:** Arizona (NFL), 2012-13-14-15; Chicago (NFL), 2016
 McAllister, Deuce, RB: New Orleans (NFL), 2001-02-03-04-05-06-07-08-09—All-Pro, 2002-03; Pro
 Bowl, 2002-03
 McBride, Trumaine, CB: Chicago (NFL), 2007-08-09, Arizona (NFL), 2010; New Orleans (NFL), 2011
 (PS); Jacksonville (NFL), 2011-12; New York Giants (NFL), 2013-14-15
 McCain, Robert, E: Brooklyn Dodgers (AAC), 1946
 McClendon, Ronald, RB: Edmonton (CFL), 2004 (PS) -05; 2007-08
 McClure, Wayne (Mac), LB: Cincinnati (AFL), 1968 (NFL) 1970; Kansas City (NFL), 1971
***McCluster, Dexter, RB/WR:** Kansas City (NFL), 2010-11-12-13; Tennessee (NFL), 2014-15; San
 Diego (NFL), 2016—All-Pro, 2013; Pro Bowl, 2013
 McGee, Buford, TB: San Diego (NFL), 1984-85-86; Los Angeles Rams (NFL), 1987-88-89-90-91;
 Green Bay (NFL), 1992
 McLeish, Thomas, FB-LB: Memphis (ARFL), 1995
 Metcalf, Terrence, OG: Chicago (NFL), 2002-03-04-05-06-07-08
 Mickles, Joe, FB: Washington (NFL), 1989; San Diego (NFL), 1990
 Miller, Jeff, OL-DL: Green Bay (NFL), 1995 (IR), 1996 (IR); Rhein (NFL-EU), 1999; Tampa Bay (ARFL),
 2001; Houston (ARFL), 2001
 Miller, Jim, P: San Francisco (NFL), 1980-81-82; Dallas (NFL) 1983-84; Memphis (USFL), 1985; New
 York Giants (NFL), 1987
 Miller, Romaro, QB: Minnesota (NFL), 2001; Rhein (NFL-EU), 2002; Ottawa (CFL), 2003; Toronto
 (CFL), 2004
 Mitchell, Chris, DB: Philadelphia (NFL), 1991(IR)-92(IR)
 Mitchell, Jayme, DE: Minnesota (NFL), 2006-07-08 (IR), 09-10; Cleveland (NFL) 2010-11



LAQUON TREADWELL



BRADLEY SOWELL

REBELS IN THE PRO BOWL

Tim Bowers, DT, Miami	1998, 02	Archie Manning, QB, New Orleans.....	1978, 79
Johnny Brewer, TE, Cleveland	1966	Eli Manning, QB, NYG.....	2008, 11, 12, 15
Derrick Burgess, DE, Oakland	2005, 06	Deuce McAllister, RB, New Orleans.....	2002, 03
Charlie Conerly, QB, NYG.....	1950, 56	Dexter McCluster, KR, Kansas City.....	2013
Kayo Dottley, FB, Chicago.....	1951	Jimmy Patton, S, NYG.....	1958, 59, 60, 61, 62
Jim Dunaway, DT, Buffalo.....	1965, 66, 67, 68	Buster Poole, E, NYG.....	1938, 39, 40
Ken Farragut, G, Philadelphia.....	1953	Ray Poole, E, NYG.....	1950
Kline Gilbert, OT, Chicago.....	1957	Roell Preston, KR, Green Bay.....	1998
Larry Grantham, LB, NYJ.....	1962, 63, 64, 66, 69	Marvin Terrell, OG, Dallas.....	1962
Parker Hall, HB, Cleveland.....	1939	Mike Wallace, WR, Pittsburgh.....	2011
Greg Hardy, DE, Carolina.....	2013	Wesley Walls, TE, Carolina.....	1996, 97, 98, 99, 01
Gene Hickerson, G, Cleveland..	1965, 66, 67, 68, 69, 70	Ben Williams, DE, Buffalo.....	1982
Robert Khayat, K, Washington	1960	Patrick Willis, LB, SF...2007, 08, 09, 10, 11, 12, 13	
Bruiser Kinard, T, Brooklyn.....	1938, 39, 40, 41, 42		

Mitchell, Russell, C: Birmingham (USFL), 1984; New Jersey (USFL), 1985; New York Giants (NFL),
 1987
 Moffett, Tim, WR: Los Angeles Raiders (NFL), 1985-86; San Diego (NFL), 1987
***Moncrief, Donte, WR:** Indianapolis (NFL), 2014-15-16
 Montgomery, Tyrone, RB: Los Angeles Raiders (NFL), 1993-94; St. Louis (NFL), 1996; Winnipeg
 (CFL), 1997-98
 Moore, Stevon, DB: New York Jets (NFL), 1989 (IR); Miami (NFL), 1990-91; Cleveland (NFL), 1992-
 93-94-95; Baltimore (NFL), 1996-97-98-99
 Morris, Charles A., TB: Arkansas (CONT), 1968-69
 Murphy, Harvey (Ham), E: Cleveland Rams (NFL), 1940
 Myers, Ricky, WR: New Orleans (NFL), 1987
***Nkemdiche, Robert, DT:** Arizona (NFL), 2016
 Nunn, Freddie Joe, LB: St. Louis (NFL), 1985-86-87-88; Phoenix (NFL), 1989-90-91-92-93; India-
 napolis (NFL), 1994-95-96; UPI All-Rookie Team, 1985
***Oher, Michael, OL:** Baltimore (NFL), 2009-10-11-12-13; Tennessee (NFL), 2014; Carolina (NFL),
 2015-16—All-Rookie, 2009
 Owens, Darrick, WR: San Francisco (NFL), 1993 (DS)-94
 Palmer, Ashlee, LB: Buffalo (NFL), 2009; Detroit (NFL), 2010-11-12-13-14
***Parnell, Jermeij, OL:** New Orleans (NFL), 2009 (PS)-2010 (PS); Miami (NFL), 2010; Dallas (NFL),
 2010-11-12-13-14; Jacksonville (NFL), 2015-16
 Patridge, Stewart, QB: New England (ARFL), 2000; Florida (ARFL), 2001; Chicago (ARFL), 2000;
 Carolina (ARFL), 2001
 Patton, Jimmy, DS: New York (NFL), 1955-66—All-Pro, 1958-59-60-61-62-63; Pro Bowl, 1958-59-
 60-61-62
 Pearson, Vashon, RB: Indianapolis (NFL), 2005 (PS)
 Perry, Leon, RB: New York Giants (NFL), 1980-81-82-83; Birmingham (USFL), 1984-85
 Perry, Mario, TE: Los Angeles Raiders (NFL), 1987
 Phenix, Pat, OT: Birmingham (USFL), 1983-84-85
 Philpot, Cory, RB: British Columbia (CFL), 1993-94-95-96-97; Winnipeg (CFL), 1999-2000
 Poole, Barney, E: New York (AAC), 1948; Dallas Texans (NFL), 1952; Baltimore (NFL), 1953; New
 York (NFL), 1954-55
 Poole, Jim (Buster), E: New York (NFL), 1937-38-39-40-41, 1946—All-Pro, 1938-39-40-46, 1946;
 Pro Bowl, 1938-39-40
 Poole, Oliver, E: Baltimore (AAC), 1948; New York Yankees (AAC), 1949; Detroit (NFL), 1949
 Poole, Ray, DE: New York (NFL), 1947-48-49-50-51-52; Montreal (CFL), 1953-54—All-Pro 1950,
 1953-54; Pro Bowl, 1950
 Powe, Jerrell, NT: Kansas City (NFL), 2011-12-13; Houston (NFL), 2014, Washington (NFL), 2014
 Preston, Roell, WR-KR: Atlanta (NFL), 1995-96; Green Bay (NFL), 1997-98; Tennessee (NFL), 1999;
 San Francisco (NFL), 1999—All-Pro, 1998; Pro Bowl, 1998; Chicago (XFL), 2001; Saskatchewan
 (CFL), 2001
 Pritchett, Kelvin, DT: Detroit (NFL), 1991-92-93-94, 1999-2000-01-02-03-04; Jacksonville (NFL),
 1995-96-97-98
 Razzano, Rick, FB: Tampa Bay (NFL), 2005
 Reed, Benton, DL: New England (NFL), 1987
 Reed, Leroy, SE: Pittsburgh (NFL), 1958
 Reed, Robert, WR: San Diego (NFL), 1999-2000; Toronto (CFL), 2001
 Reyes, Tutan, OL: New Orleans (NFL), 2000-01-02 (PS); Tampa Bay (NFL), 2002; Carolina (NFL),
 2002-03-04-05; Buffalo (NFL), 2006; Jacksonville (NFL), 2007-08; New York Giants (NFL), 2009;
 Houston (NFL), 2009
 Reynolds, Billy, HB: Brooklyn (NFL), 1944; Chicago Cardinals (NFL), 1945
 Rice, Al, LB: Amsterdam (NFL-EU), 2001
***Rivers, Gerald, DE:** St. Louis, (NFL), 2013; Jacksonville (NFL), 2013; Miami (NFL) (PS), 2014,
 Denver (NFL) (PS), 2014, Houston (NFL), 2015 (PS), 2016 (IR)
 Roberson, Lake Jr., E: Detroit (NFL), 1945
 Rone, Andre, WR: Berlin (NFL-EU), 1999; Detroit (NFL), 1999-2000 (PS); Buffalo (NFL), 2002
***Sanford, Jamarca, S:** Minnesota (NFL), 2009-10-11-12-13-14 (IR); Washington (NFL), 2014; New
 Orleans (NFL), 2014-15-16 (IR)
 Sartin, Dan, DT: Arkansas (CONT), 1968; San Diego (AFL), 1969; Memphis (WFL), 1974; Detroit
 (WFL), 1974
 Schneier, Bill, B: Philadelphia (NFL), 1940

Scott, Antoine, OL-DL: Arizona (ARFL), 2004-05
 Shelley, Jonathan, CB: San Francisco (NFL), 1987
 Simpson, Jackie, G-LG: Montreal (CFL), 1958-59-60-61; Denver (AFL), 1961; Oakland (AFL), 1962-63-64; Toronto (CFL), 1965; Winnipeg (CFL), 1965
 Small, Eddie, WR: Ottawa (CFL), 1995
 Smith, H.A., E: Chicago (NFL), 1947-48
 Smith, Ralph, E: Philadelphia (NFL), 1962-63-64; Cleveland (NFL), 1965-66-67-68; Atlanta (NFL), 1969
 *Sowell, Bradley, OT: Tampa Bay (NFL), 2012 (PS); Indianapolis (NFL), 2012; Arizona (NFL), 2013-14-15; Seattle (NFL), 2016
 Spearman, Armegis, LB: Cincinnati (NFL), 2000-01-02; Houston (NFL), 2003—All-Rookie, 2000
 Spencer, Chris, G: Seattle (NFL), 2005-06-07-08-09-10; Chicago (NFL), 2011-12; Tennessee (NFL), 2013-14
 Spurlock, Micheal, WR: Arizona (NFL), 2006; Tampa Bay (NFL), 2007-08 (PS)-09-10-11; San Francisco (NFL), 2009; San Diego (NFL), 2012; Jacksonville (NFL), 2012; Dallas (NFL), 2013 Detroit (NFL), 2013, Chicago (NFL), 2014
 Stackhouse, Charles, FB: New York Giants (NFL), 2002; Minnesota (NFL), 2003; Philadelphia (ARFL), 2005 (IR)
 Stallings, Tre', OG: Kansas City (NFL), 2006-07; Amsterdam (NFL-EU), 2007; Baltimore (NFL), 2008 (PS)
 Stephens, Emmanuel, DE: Atlanta (NFL), 2010 (PS); Cleveland (NFL), 2011-12
 Street, Don, FB: Sacramento (CONT), 1968
 Stribling, Bill, E: New York (NFL), 1951-52-53; Philadelphia (NFL), 1955-56-57; Toronto (CFL), 1960
 Strickland, Tim, DB: Amsterdam (NFL-EU), 2001; Montreal (CFL), 2002-03-04-05-06-07; Toronto (CFL), 2008—Eastern Division All-Star, 2003
 Studdard, Vernon, WR-KORS: New York Jets (NFL), 1971
 Taylor, Syniker, DB: Ottawa (CFL), 2004-05
 Terrell, Marvin, OG: Dallas (AFL), 1960-61-62; Kansas City (AFL), 1963; Toronto (CFL), 1964—Pro Bowl, 1962
 Terrell, Ray, HB: Cleveland (AAC), 1946-47; Baltimore (NFL), 1947
 Thomas, Andre, FB: Birmingham (USFL), 1984-85; Minnesota (NFL), 1987
 Thomas, Fred, DB: Seattle (NFL), 1996-97-98-99; New Orleans (NFL), 2000-01-02-03-04-05-06-07
 Thomas, Marquise, DE: Indianapolis (NFL), 1993
 Thompson, Carlos, OLB: Houston (NFL), 2015
 Tillman, Marcus, DL: Arizona (ARFL), 2011
 Toler, Ken, WR: New England (NFL), 1981-82; Birmingham (USFL), 1984-85
 Townsend, Andre, DT: Denver (NFL), 1984-85-86-87-88-89-90
 Trahan, Patrick, LB: Tennessee (NFL), 2010 (PS); Chicago (NFL), 2010 (PS)-11-13; Edmonton (CFL), 2014
 *Treadwell, Laquon, WR: Minnesota (NFL), 2016
 *Tunsil, Laremy, OL: Miami (NFL), 2016—All-Rookie, 2016
 Turnbow, Guy, T: Philadelphia (NFL), 1933-34
 Urbaneck, Jim, DT: Miami (AFL), 1968
 Vaughan, Robert, OG: Denver (AFL), 1968
 *Vaughn, Cassius, CB: Denver (NFL), 2010-11; Indianapolis (NFL), 2012-13; Detroit (NFL) 2014; San Diego (NFL), 2015; Hamilton (CFL), 2016
 Vaughn, Gerald, DB: Calgary (CFL), 1993-94-95; Winnipeg (CFL), 1996; Hamilton (CFL), 1997-98-99-2000-01; Ottawa (CFL) 2002-03-04-05—CFL All-Star, 1998-99
 Vincent, Keydrick, OG: Pittsburgh (NFL), 2001-02-03-04; Baltimore (NFL), 2005-06; Arizona (NFL), 2007; Carolina (NFL), 2008-09; Tampa Bay (NFL), 2010
 Wade, Todd, OL: Miami (NFL), 2000-01-02-03; Houston (NFL), 2004-05; Washington (NFL), 2006-07; Jacksonville (NFL), 2008—All-Rookie, 2000
 Walker, Greg, OG: Calgary (CFL), 1987
 *Wallace, Mike, WR: Pittsburgh (NFL), 2009-10-11-12; Miami (NFL), 2013-14; Minnesota (NFL), 2015; Baltimore (NFL), 2016—Pro Bowl, 2011

REBELS IN THE SUPER BOWL

I	Allen Brown, TE, Green Bay	Tutan Reyes, OG, Carolina
II	Allen Brown, TE, Green Bay	XXXIX.....Derrick Burgess, DL, Philadelphia
III	Larry Grantham, LB, N.Y. Jets	Nate Wayne, LB, Philadelphia
VII	Jim Dunaway, DT, Miami	XL.....Chris Spencer, C, Seattle
XII	Norris Weese, QB, Denver	XLI.....Terrence Metcalf, OL, Chicago
XVI	Paul Hofer, RB, San Francisco	XLII....Eli Manning, QB, New York Giants
	Jim Miller, P, San Francisco	XLV.....Mike Wallace, WR, Pittsburgh
XXII	Barry Wilburn, DB, Washington	XLVI....Eli Manning, QB, New York Giants
	Andre Townsend, DT, Denver	BenJarvus Green-Ellis, RB, New England
XXIV	Wesley Walls, TE, San Francisco	XLVII
	Andre Townsend, DT, Denver	Michael Oher, OL, Baltimore
XXX	Alundis Brice, DB, Dallas	Patrick Willis, LB, San Francisco
XXXII	Willie Green, WR, Denver	XLIX..Brandon Bolden, RB, New England
XXXIII	Willie Green, WR, Denver	50.....Michael Oher, OL, Carolina
	Nate Wayne, LB, Denver	LI.....Brandon Bolden, RB, New England
XXXVIII.....	Kris Mangum, TE, Carolina	Woodrow Hamilton, DT, New England
		<i>Super Bowl winners in BOLD</i>

Walls, Wesley, TE: San Francisco (NFL), 1989-90-91-92-93; New Orleans (NFL), 1994-95; Carolina (NFL), 1996-97-98-99-2000-01-02; Green Bay (NFL), 2003—All-Pro, 1996-97-99; Pro Bowl, 1996-97-98-99, 2001

*Ward, Channing, DE: Tampa Bay (NFL), 2016
 Ware, Cassius, FB-LB: Memphis (ARFL), 1995
 Wayne, Nate, LB: Denver (NFL), 1998-99; Barcelona (NFL-EU), 1999; Green Bay (NFL), 2000-01-02; Philadelphia (NFL), 2003-04; Detroit (NFL), 2005
 Weathers, Curtis, TE: Cleveland (NFL), 1979-80-81-82-83-84-85
 Weese, Norris, QB: Hawaii (WFL), 1974; Denver (NFL), 1976-77-78-79
 Wilburn, Barry, DB: Washington (NFL), 1985-86-87-88-89; Cleveland (NFL), 1992;
 Saskatchewan (CFL), 1993; British Columbia (CFL), 1994; Philadelphia (NFL), 1995-96;
 Winnipeg (CFL), 1998-99—All-Pro, 1987
 Williams, Ben, DE: Buffalo (NFL), 1976-77-78-79-80-81-82-83-84-85—Pro Bowl, 1982
 Willis, Patrick, LB: San Francisco (NFL), 2007-08-09-10-11-12-13-14—All-Pro, 2007-09-10-11-12;
 Pro Bowl, 2007-08-09-10-11-12-13; Defensive Rookie of the Year, 2007
 Winther, Wimpy, C: Green Bay (NFL), 1971; New Orleans (NFL), 1972-73; Detroit (WFL), 1974;
 Birmingham (WFL), 1974-75
 Wonsley, Nathan, TB: Tampa Bay (NFL), 1986-86 (IR)
 Woodruff, Lee (Cowboy), HB: Providence Steamrollers (NFL), 1931; Boston Braves (NFL), 1932;
 Philadelphia (NFL), 1933
 Woodruff, James (Cowboy), HB: Edmonton (CFL), 1960
 Yelverton, Billy, T: Calgary (CFL), 1960; Denver (AFL), 1960
 Zeigler, Doug, TE: Tampa Bay (NFL), 2004 (PS); Cleveland (NFL), 2004 (PS); San Francisco (NFL), 2004 (PS)

*Active Player; (IR) — Injured Reserve; (DS) — Developmental Squad; (PS) — Practice Squad
 Guide to Abbreviations: AAC—All American Conference (1946-49); AFL—American Football League;
 ARFL—Arena Football League; CONT — Continental Football League; CFL—Canadian Football
 League; CIF —Champions Indoor Football; IFL—Indoor Football League; LSFL—Lone Star Football
 League; NFL—National Football League; NFL-EU—National Football League, Europe League;
 UFL—United Football League; UIFL—United Indoor Football League; USFL—United States Football
 League; WFL—World Football League; WLAF—World League of American Football



JOHN JERRY



JERMEI PARNELL



LAREMY TUNSIL



MIKE WALLACE

INDIVIDUAL RECORDS

SINGLE GAME

SCORING

Most Points: *†42, Showboat Boykin vs. Mississippi State, 1951
Most Touchdowns: *†7, Showboat Boykin vs. Mississippi State, 1951
Most TD Rushing: *†7, Showboat Boykin vs. Mississippi State, 1951
Most TD Passing: 6, Eli Manning vs. Arkansas, 2001
Most TD Passes Caught: 3, Johnny Brewer vs. Tulane, 1960; Louis Guy vs. Houston, 1962; Pat Coleman vs. Arkansas St., 1989; Chris Collins vs. Murray St., 2001; Jason Armstead vs. Arkansas, 2001; Chris Collins vs. Auburn, 2002; Donte Moncrief vs. Mississippi St., 2012; Quincy Adeboyejo vs. Fresno St., 2015; Laquon Treadwell vs. Oklahoma St. (Sugar Bowl), 2015
Most TD By Rush and Pass: 7, Showboat Boykin vs. Mississippi State, 1951; 6, Eli Manning vs. Arkansas, 2001; 6, Chad Kelly vs. Arkansas, 2015
Most Extra Points by Kicking: 9, Gary Wunderlich vs. Fresno State, 2015
Most Field Goals: 6, Jonathan Nichols vs. Texas Tech, 2003

TOTAL OFFENSE

Most Plays: 70, Chad Kelly vs. Auburn, 2016
Most Yards: 540, Archie Manning vs. Alabama, 1969
Best Average Gain: †21.4, Eagle Day (10) vs. Villanova, 1954

RUSHING

Most Attempts: 40, John Dottley vs. Mississippi State, 1949; 40, Deuce McAllister vs. Mississippi State, 1998
Most Yards: 282, Dexter McCluster vs. Tennessee, 2009
Best Average Gain: 20.0, Bobby Yandell (6) vs. Arkansas, 1941

PASSING

Most Passes: 59, Chad Kelly vs. Auburn, 2016
Most Completions: 42, Eli Manning vs. Arkansas, 2002
Consecutive Completions: 18, Eli Manning vs. Murray State, 2001
Most Yards: 465, Chad Kelly vs. Auburn, 2016
Best Percentage:
 (Minimum 50 Attempts): 75.0, Eli Manning (42 of 56) vs. Arkansas, 2002
 (Minimum 40 Attempts): 76.7, Stewart Patridge (33 of 43) vs. Georgia, 1997
 (Minimum 30 Attempts): 80.6, Eli Manning (25 of 31) vs. Middle Tennessee, 2001
 (16-29 Attempts): 94.7, Kent Austin (18 of 19) vs. Tulane, 1982
 (11-15 Attempts): 86.7, Jake Gibbs (13 of 15) vs. Mississippi State, 1960
 (7-10 Attempts): 100.0, Barry Brunetti (7 of 7) vs. Idaho, 2013;
 100.0, Jim Weatherly (7 of 7) vs. LSU, 1963

RECEIVING

Most Caught: 14, Laquon Treadwell (144 yards) vs. Memphis, 2015
Most Yards: 210, Eddie Small (6 catches) vs. Vanderbilt, 1993

PUNTING

Most Punts: 12, Bobby Wilson (489) vs. Vanderbilt, 1948; 12, Jim Miller (472) vs. Missouri, 1978; 12, Julian Fagan (449) vs. Chattanooga, 1968
Most Yards: 503, Cody Ridgeway vs. Florida, 2002
Best Average: †84.5, Bill Smith (2) vs. Southern Miss, 1984
Longest Punt: †92, Bill Smith vs. Southern Miss, 1984

PUNT RETURNS

Most Returns: 9, Marshay Green vs. Mississippi State, 2008
Most Yards: 157, Jason Armstead vs. Memphis, 2002
Best Average: 84.0, Nick Brassell (1) vs. Georgia, 2011

KICKOFF RETURNS

Most Returns: 7, Jesse Grandy vs. Auburn, 2010; 7, Jeff Scott vs. LSU, 2010; 7, Jesse Grandy vs. Mississippi State, 2009
Most Yards: 202, Mike Wallace vs. Vanderbilt, 2008
Best Average (Minimum 2): 60.0, John Avery (2) vs. Arkansas State, 1996
Best Average (Minimum 3): †52.7, Deuce McAllister (3) vs. Arkansas, 1999

ALL-PURPOSE YARDS

Yards: 324, Dexter McCluster vs. Tennessee (282 rushing, 42 receiving)

SEASON

SCORING

Most Points Scored: 124, Jonathan Nichols, 2003
Most Points by Kicking: 124, Jonathan Nichols, 2003
Most Touchdowns: 17, Brandon Bolden, 2010; 17, Deuce McAllister, 2000
Most TD Rushing: 14, Brandon Bolden, 2010; 14, John Dottley, 1949; 14, Archie Manning, 1969; 14, Deuce McAllister, 2000
Most TD Passing: 31, Chad Kelly, 2015; 31, Eli Manning, 2001
Most TD Passes Caught: 11, Laquon Treadwell, 2015
Most TD by Punt Returns: 2, Ray Hapes, 1937; 2, Leonard Stagg, 1942; 2 Jerry Tiblier, 1948; 2, Vernon Studdard, 1970
Most TD by Kickoff Returns: 2, Ray Hapes, 1935; 2, John Avery, 1996; 2, Jesse Grandy, 2009
Most Extra Points: 63, Gary Wunderlich, 2015
Best Extra Point Pct.: 1.000, Gary Wunderlich, 2015 (63-63); 1.000, Joshua Shene, 2008 (52-52); 1.000, Bryson Rose, 2012 (49-49); 1.000, Jonathan Nichols, 2003 (49-49); 1.000, 1.000, Jonathan Nichols, 2002 (40-40); 1.000, Les Binkley, 1999 (36-36); 1.000, Tim Montz, 1994 (30-30); 1.000, Greg Houge, 1989 (29-29); 1.000, Bryan Owen, 1986 (28-28); 1.000, Tim Montz, 1996 (26-26); 1.000, Steve Lavinghouze, 1973 (25-25); 1.000, Brian Lee, 1992 (25-25); 1.000, Perry King, 1968 (22-22); Gary Wunderlich, 2014 (20-20); Joshua Shene, 2006 (20-20); 1.000, Jimmy Keyes, 1966 (20-20); 1.000, Jonathan Nichols, 2004 (19-19); Steve Lavinghouze, 1975 (18-18); 1.000, Steve Lavinghouze, 1974 (16-16)
Most Field Goals: 25, Jonathan Nichols (25-29), 2003

TOTAL OFFENSE

Most Plays: 568, Bo Wallace, 2013
Most Plays Per Game: 45.4, Chad Kelly, 2016
Most Yards: 4,542, Chad Kelly, 2015
Most Yards Per Game: 349.4, Chad Kelly, 2015
Best Average Per Play:
 (Minimum 200 offensive plays): 8.04, Chad Kelly, 2015
 (Less than 200 offensive plays): 8.1 Glynn Griffing, 1961

RUSHING

Most Plays: 234, BenJarvus Green-Ellis, 2006
Most Plays Per Game: 21.5, Steve Hindman, 1967
Most Yards: 1,312, John Dottley, 1949
Most Yards Per Game: 131.2, John Dottley, 1949
Best Average Per Play: 7.4, Jeff Scott, 2013; 7.4, Charlie Flowers, 1957

PASSING

Most Passes: 481, Eli Manning, 2002
Most Completions: 298, Chad Kelly, 2015
Consecutive Passes Without An Interception: 200, Stewart Patridge, 1997
Best Percentage (Minimum 250 attempts): 65.1, Chad Kelly (298-458), 2015
Most Yards: 4,042, Chad Kelly, 2015
Most Yards Per Game: 310.9, Chad Kelly, 2015
Fewest Interceptions: 1 (71), Kenny Lyons, 1971; 1 (69), Roy Coleman, 1978; 1 (55), Norris Weese, 1973
Most Interceptions: 20 (351) Jevan Snead, 2009; 20 (286) John Fourcade, 1980
Pass Efficiency (Minimum 250 attempts): 155.8, Chad Kelly, 2015
Average Yards Per Pass (Minimum 250 attempts): 8.8, Chad Kelly, 2015
Average Yards Per Completion (Minimum 250 pass attempts): 15.0, Jevan Snead, 2008
250-yard Passing Games: 10, Chad Kelly, 2015
300-yard Passing Games: 8, Chad Kelly, 2015

RECEIVING

Most Caught: 82, Laquon Treadwell, 2015
Receptions Per Game: 6.31, Laquon Treadwell, 2015
Most Yards: 1,153, Laquon Treadwell, 2015
Yards Per Game: 88.7, Laquon Treadwell, 2015
Best Average Gain: 27.2, Jack Stribling, 1949 (22)
100-yard Receiving Games: 6, Laquon Treadwell, 2015

PUNTING

Most Punts: 78, Charles Childers, 1988
Most Yards: 3,283, Jim Miller, 1978
Best Average: 48.7, Merle Hapes, 1940

PUNT RETURNS

Most Returned: 43, Mike Espy, 2003
Most Yards: 498, Junie Hovious, 1940
Best Average: 29.9, Jerry Tibbler, 1948

KICKOFF RETURNS

Most Returned: 35, Mike Wallace, 2008
Most Yards: 861, Mike Wallace, 2008
Best Average: 32.8, Michael Sweet, 1974 (8)

ALL-PURPOSE YARDS

Yards: 1,737, Mike Wallace (92 rush, 784 receiving, 861 KOR), 2008
Average Per Game: 169.2, Deuce McAllister (10 games), 1999

DEFENSE

Tackles (since 1968): 168, Jeff Herrod, 1986
Tackles for Loss (since 1983): 18.5, Greg Hardy, 2007
Sacks (since 1983): 10.0, Marquis Haynes, 2015; 10.0, Greg Hardy, 2007

PASS INTERCEPTIONS

Most Interceptions: 10, Senquez Golson, 2014; 10, Bobby Wilson, 1949
Most Yards Returned: 162, Senquez Golson, 2014
Best Average Return (Minimum 5 interceptions): 29.8, Bobby Wilson, 1948

CAREER**STARTS**

Most Starts: 49, Marcus Tillman, 2006-09; 48, Tre' Stallings, 2002-05; 48, Marcus Johnson, 2001-04; 47, Michael Oher, 2005-08

SCORING

Most Points Scored: 344, Jonathan Nichols, 2001-04
Most Points by Kicking: 344, Jonathan Nichols, 2001-04
Most Touchdowns: 41, Deuce McAllister, 1997-2000
Most TD Rushing: 37, Deuce McAllister, 1997-2000
Most TD Passing: 81, Eli Manning, 2000-03
Most TD Passes Caught: 24, Chris Collins, 2000-03
Most Field Goals: 63, Jonathan Nichols, 2001-04
Consecutive Field Goals: 17, Bryson Rose, 2010-11; 17, Gary Wunderlich, 2016
Most Extra Points: 155, Jonathan Nichols, 2001-04
Consecutive Extra Points: 117, Jonathan Nichols, 2001-04

TOTAL OFFENSE

Most Plays: 1581, Bo Wallace, 2012-14
Most Yards: 10,478, Bo Wallace, 2012-14
Best Average Per Play:
 (Minimum 400 offensive plays): 7.84, Chad Kelly, 2015-16 (974-7632)
 (Less than 400 offensive plays): 6.64, Doug Elmore, 1959-1961 (275-1827)

RUSHING

Most Plays: 630, Joe Gunn, 1998-2001
Most Yards: 3,060, Deuce McAllister, 1997-2000
Best Average Per Play: 6.6, Showboat Boykin, 1949-51
100-yard Rushing Games: 14, Deuce McAllister, 1997-2000

PASSING

Most Passes: 1,363, Eli Manning, 2000-03
Most Completions: 829, Eli Manning, 2000-03
Most Yards: 10,119, Eli Manning, 2000-2003
Best Percentage (Minimum 500 attempts): 64.0, Chad Kelly (503-786), 2015-16
Consecutive Games with a TD Pass: 22, Chad Kelly, 2015-16
Pass Efficiency (Minimum 500 attempts): 152.3, Chad Kelly, 2015-16
Average Yards Per Pass (Minimum 500 attempts): 8.65, Chad Kelly, 2015-16
Average Yards Per Completion (Minimum 500 attempts): 14.4, Jevan Snead, 2008-09
200-yard Passing Games: 32, Eli Manning, 2000-03
250-yard Passing Games: 19, Bo Wallace, 2012-14
300-yard Passing Games: 12, Chad Kelly, 2015-16

RECEIVING

Most Passes Caught: 202, Laquon Treadwell, 2013-15
Most Yards: 2,646, Shay Hodge, 2006-09
Best Average Gain: 23.5, Jesse Ward, 1938-39
100-yard Receiving Games: 11, Chris Collins, 2000-03

PASS INTERCEPTIONS

Most Interceptions: †20, Bobby Wilson, 1946-49
Most Yards Returned: 379, Bobby Wilson, 1946-49
Best Average Return (Minimum 7 interceptions): 18.3, Parker Hall, 1938

PUNTING

Most Punts: 266, Jim Miller, 1976-79
Most Yards Punted: 11,549, Jim Miller, 1976-79
Best Average (Minimum 65): 46.0, Merle Hapes, 1939-41
 (Minimum 100): 44.6, Tyler Campbell, 2009-13
 (Minimum 250): †44.3, Bill Smith, 1983-86
Most Punts, 50 yards or more: †88, Bill Smith, 1983-86
Most Consecutive Games, 1 punt of 50 yards or more: *†32, Bill Smith, 1983-86
Most Games Averaging 40 or more yards (Minimum 4): †36, Bill Smith, 1983-86

PUNT RETURNS

Most Returned: 96, Ta'Boris Fisher, 1993-96
Most Yards: 1,142, Junie Hovious, 1939-41
Best Average: 24.8, Jerry Tibbler, 1947-48

KICKOFF RETURNS

Most Returned: 96, Jaylen Walton, 2012-15
Most Yards: 2,036, Jaylen Walton, 2012-15
Best Average: 31.0, Eddie Crawford, 1954-56

ALL-PURPOSE YARDS

Most Yards: 4,889, Deuce McAllister, 1997-2000
 (3060 rushing, 616 receiving, 992 KO returns, 221 punt returns)

DEFENSE

Tackles: 528, Jeff Herrod, 1984-87
Sacks: 37.0, Ben Williams, 1972-75

*NCAA Record †SEC Record

RUSHING RECORDS

YARDS

SINGLE GAME

Player, Opponent, Date	No	Gain	Loss	Net	Avg	TD
1. Dexter McCluster, Tennessee, 11-14-2009	25	283	1	282	11.3	4
2. Dou Innocent, Mississippi State, 11-25-95	39	251	9	242	6.2	1
3. Randy Baldwin, Tulane, 9-29-90	17	241	0	241	14.2	2
4. Kayo Dottley, Chattanooga, 11-5-49	20	237	2	235	11.8	3
5. Kayo Dottley, TCU, 10-22-49	22	239	9	230	10.5	2
6. Brandon Bolden, Fresno State, 9-25-2010	19	228	0	228	12.0	2
7. BenJarvus Green-Ellis, Missouri, 9-8-2007	33	228	2	226	6.8	1
8. Kayo Dottley, Mississippi State, 11-26-49	40	231	15	216	5.4	2
9. Stephen Hindman, Vanderbilt, 11-25-67	30	215	0	215	7.2	2
10. Malvin Gipson, Vanderbilt, 10-25-80	21	194	1	193	9.2	1
11. Deuce McAllister, Alabama, 10-10-98	24	193	5	188	7.8	0
12. Showboat Boykin, Mississippi State, 12-1-51	14	187	0	187	13.3	7
13. Dexter McCluster, Auburn, 10-31-2009	22	190	4	186	8.5	1
14. Dexter McCluster, Oklahoma State, 1-2-2010	34	186	2	184	5.4	2
15. Kayo Dottley, Boston College, 10-7-50	12	182	0	182	15.2	1
16. Norris Weese, Mississippi State, 11-25-72	19	178	0	178	9.4	0
17. Randy Baldwin, Air Force, 12-28-89	14	177	0	177	12.6	2
Deuce McAllister, Mississippi State, 11-26-98	40	184	7	177	4.4	0
19. Deuce McAllister, LSU, 10-31-98	26	176	0	176	6.8	0
20. Jordan Wilkins, Presbyterian, 11-8-2014	10	171	0	171	17.1	1

SEASON

Player, Season	No	Gain	Loss	Net	Avg	TD
1. Kayo Dottley, 1949	208	1355	43	1312	6.3	14
2. Dexter McCluster, 2009	181	1202	33	1169	6.5	8
3. BenJarvus Green-Ellis, 2007	230	1183	46	1137	4.9	6
4. Deuce McAllister, 1998	212	1129	47	1082	5.1	7
5. Kayo Dottley, 1950	191	1057	50	1007	5.3	4
6. BenJarvus Green-Ellis, 2006	234	1035	35	1000	4.3	7
7. Cory Philpot, 1992	190	1012	18	994	5.2	3
8. Brandon Bolden, 2010	163	1028	52	976	6.0	14

9. Randy Baldwin, 1990	163	1003	33	970	5.95	11
10. Joe Gunn, 1999	182	985	34	951	5.3	5
11. Dou Innocent, 1994	182	929	19	910	5.0	4
12. Joe Gunn, 2001	200	896	26	870	4.3	9
13. Dou Innocent, 1995	192	928	60	868	4.5	5
14. John Avery, 1997	166	936	74	862	5.2	7
15. Jeff Scott, 2012	197	900	54	846	4.3	6
16. Stephen Hindman, 1967	215	844	15	829	3.9	5
17. Akeem Judd, 2016	164	828	2	826	5.0	6
18. Deuce McAllister, 1999	151	840	31	809	5.4	12
19. Vashon Pearson, 2004	158	827	20	807	5.1	3
Parker Hall, 1938	120	851	44	807	6.7	11

CAREER

Player, Position, Years	No	Net	Avg	TD
1. Deuce McAllister, RB, 1997-2000	616	3060	5.0	37
2. Joe Gunn, RB, 1998-2001	630	2749	4.4	22
3. Kayo Dottley, FB, 1947-50	478	2654	5.55	21
4. Brandon Bolden, RB, 2008-11	486	2604	5.4	27
5. Dou Innocent, FB-RB, 1991-92, 1994-95	494	2322	4.70	11
6. Jeff Scott, RB, 2010-13	446	2297	5.2	17
7. BenJarvus Green-Ellis, RB, 2006-07	464	2137	4.6	13
8. Leon Perry, FB, 1976-79	471	2135	4.5	18
9. Jaylen Walton, RB, 2012-15	384	1957	5.1	17
10. Dexter McCluster, RB-WR, 2006-09	304	1955	6.4	15
11. Charlie Flowers, FB, 1957-59	307	1730	5.64	13
12. John Avery, RB, 1996-97	347	1650	4.8	12
13. Randy Baldwin, RB, 1989-90	270	1612	5.97	20
14. Buford McGee, RB, 1979-83	367	1557	4.2	13
15. Arthur Humphrey, FB, 1981-84	384	1536	4.0	9
16. Andre Thomas, TB, 1979-82	353	1482	4.2	12
17. Ed Thigpen, FB, 1987-90	329	1467	4.45	13
18. Vashon Pearson, RB, 2002-04	330	1441	4.4	12
19. Paul Hofer, FB, 1972-75	296	1430	4.83	2
20. Paige Cothren, FB, 1954-56	272	1390	5.11	12

ATTEMPTS

SEASON

Name, Year	No.
1. BenJarvus Green-Ellis, 2006	234
2. BenJarvus Green-Ellis, 2007	230
3. Steve Hindman, 1967	215
4. Deuce McAllister, 1998	212
5. Kayo Dottley, 1949	208
6. Joe Gunn, 2001	200
7. Jeff Scott, 2012	197
8. Dou Innocent, 1995	192
9. Kayo Dottley, 1950	191
10. Cory Philpot, 1992	190

CAREER

Name, Years	No.
1. Joe Gunn, 1998-2001	630
2. Deuce McAllister, 1997-2000	616
3. Dou Innocent, 1991-92, 94-95	494
4. Brandon Bolden, 2008-11	486
5. Kayo Dottley, 1947-50	478
6. Leon Perry, 1976-79	471
7. BenJarvus Green-Ellis, 2006-07	464
8. John Fourcade, 1978-81	456
9. Jeff Scott, 2010-13	446
10. Bo Wallace, 2012-14	395

TOUCHDOWNS

SEASON

Name, Year	No.
1. Kayo Dottley, 1949	14
Archie Manning, 1969	14
Deuce McAllister, 2000	14
Brandon Bolden, 2010	14
5. Deuce McAllister, 1999	12
6. Parker Hall, 1938	11
Charlie Flowers, 1959	11
Stephen Ainsworth, 1971	11
Randy Baldwin, 1990	11
10. Merle Hapes, 1940	10
Leon Perry, 1979	10
Chad Kelly, 2015	10

CAREER

Name, Years	No.
1. Deuce McAllister, 1997-2000	37
2. Brandon Bolden, 2008-11	27
3. Archie Manning, 1968-70	25
4. John Fourcade, 1978-81	22
Joe Gunn, 1998-2001	22
6. Kayo Dottley, 1947-50	21
7. Randy Baldwin, 1989-90	20
8. Merle Hapes, 1939-41	19
Bo Wallace, 2012-14	19
10. Leon Perry, 1976-79	18

100-YARD GAMES

CAREER

Name, Years	No.
1. Deuce McAllister, 1997-2000	14
2. Joe Gunn, 1998-2001	12
3. Dou Innocent, 1991-92, 94-95	10
4. Jeff Scott, 2010-13	9
BenJarvus Green-Ellis, 2006-07	9
John Avery, 1996-97	9
Kayo Dottley, 1947-50	9

PASSING RECORDS

PASSING YARDS

SINGLE GAME

Player, Opponent, Date	Att	Comp	Int	Yds	Pct	TD
1. Chad Kelly, Auburn, 10-29-2016	59	36	1	465	61.0	3
2. Archie Manning, Alabama, 10-4-69	52	33	1	436	63.5	2
3. Chad Kelly, Alabama, 9-17-2016	40	26	0	421	65.0	3
4. Bo Wallace, Arkansas, 11-9-2013	34	27	2	416	79.4	3
5. Eli Manning, Arkansas, 10-26-2002	56	42	2	414	75.0	2
6. John Darnell, Arkansas State, 9-16-89	35	23	0	412	65.7	3
7. Eli Manning, Texas Tech, 9-27-2003	49	29	2	409	59.2	3
8. Bo Wallace, Vanderbilt, 11-10-2012	49	31	0	403	63.3	1
9. Eli Manning, South Carolina, 11-1-2003	42	30	1	391	71.4	3
10. Bo Wallace, Boise State, 8-28-2014	36	25	3	387	69.4	4
11. Eli Manning, Vanderbilt, 9-21-2002	41	24	0	386	58.5	2
12. Chad Kelly, New Mexico State, 10-10-2015	33	24	1	384	72.7	3
13. Chad Kelly, Auburn, 10-31-2015	51	33	2	381	64.7	2
Kent Austin, Tennessee, 11-13-82	50	37	0	381	74.0	2
15. Eli Manning, Texas Tech, 9-14-2002	57	34	1	374	59.6	3
16. Chad Kelly, Memphis, 10-17-2015	47	33	2	372	70.2	2
17. Chad Kelly, Arkansas, 11-7-2015	34	24	0	368	70.6	3
18. Chad Kelly, Memphis, 10-1-2016	44	30	1	361	68.2	1
19. Eli Manning, Louisiana-Monroe, 9-13-2003	26	21	0	353	80.8	3
20. Romaro Miller, SMU, 9-26-98	51	32	1	351	62.7	1

SEASON

Player, Position, Year	Att	Comp	Int	Yds	Pct	TD
1. Chad Kelly, QB, 2015	458	298	13	4042	65.1	31
2. Eli Manning, QB, 2003	441	275	10	3600	62.4	29
3. Eli Manning, QB, 2002	481	279	15	3401	58.0	21
4. Bo Wallace, QB, 2013	437	283	10	3346	64.8	18
5. Bo Wallace, QB, 2014	381	229	14	3194	60.1	22
6. Bo Wallace, QB, 2012	368	235	17	2994	63.9	22
7. Eli Manning, QB, 2001	408	259	9	2948	63.5	31
8. Jevan Snead, QB, 2008	327	184	13	2762	56.3	26
9. Chad Kelly, QB, 2016	328	205	8	2758	62.5	19

10. Stewart Patridge, QB, 1997	352	228	7	2667	64.8	12
11. Jevan Snead, QB, 2009	351	191	20	2632	54.4	20
12. John Darnell, QB, 1989	301	167	11	2326	55.5	11
13. Romaro Miller, QB, 1998	326	184	11	2273	56.4	11
14. Jeremiah Masoli, QB, 2010	296	167	13	2039	56.4	14
15. Josh Nelson, QB, 1994	308	168	6	2028	54.5	15
16. Kent Austin, QB, 1982	307	186	10	2026	60.6	12
17. Romaro Miller, QB, 2000	295	161	12	2012	54.6	18
18. Romaro Miller, QB, 1999	270	147	7	1999	54.4	14
19. Seth Adams, QB, 2007	297	163	16	1979	54.9	12
20. Mark Young, QB, 1988	312	156	6	1969	50.0	10

CAREER

Player, Position, Years	Att	Comp	Yds	Pct	TD
1. Eli Manning, QB, 2000-2003	1,363	829	10,119	60.8	81
2. Bo Wallace, QB, 2012-14	1,186	747	9534	63.0	62
3. Chad Kelly, QB, 2015-16	786	503	6800	64.0	50
4. Romaro Miller, QB, 1997-2000	902	497	6311	55.1	43
5. Kent Austin, QB, 1981-85	981	566	6184	57.7	31
6. John Fourcade, QB, 1978-81	819	445	5412	54.3	25
7. Jevan Snead, QB, 2008-09	678	375	5394	55.3	46
8. Mark Young, QB, 1985-88	809	410	4971	51.0	31
9. Archie Manning, QB, 1968-70	761	402	4753	52.8	31
10. Russ Shows, QB, 1989-92	560	279	3778	49.8	19
11. Josh Nelson, QB, 1994-95	558	311	3703	55.7	24
12. Stewart Patridge, QB, 1994-97	510	310	3564	60.8	15
13. John Darnell, QB, 1986-89	436	238	3253	54.6	18
14. Tim Ellis, QB, 1974-77	355	171	2339	48.2	17
15. Charlie Conerly, HB, 1942; 46-47#	412	220	2313	53.4	26
16. Micheal Spurlock, QB, 2002-05	345	179	2162	51.9	9
17. Seth Adams, QB, 2006-07	328	180	2156	54.9	12
18. Ethan Flatt, QB, 2003-05	299	169	2041	56.5	8
19. Jeremiah Masoli, QB, 2010	296	167	2039	56.4	14
20. Eagle Day, QB, 1953-55	233	111	2022	47.6	14

Conerly's totals include eight of nine games in 1942. Complete individual game and composite statistics for 1942 are not available.

ATTEMPTS

SEASON

Name, Year	No.
1. Eli Manning, 2002	481
2. Chad Kelly, 2015	458
3. Eli Manning, 2003	441
4. Bo Wallace, 2013	437
5. Eli Manning, 2001	408
6. Bo Wallace, 2014	381
7. Bo Wallace, 2012	368
8. Jevan Snead, 2009	351
9. Chad Kelly, 2016	328
9. Jevan Snead, 2008	327

CAREER

Name, Years	No.
1. Eli Manning, 2000-03	1,363
2. Bo Wallace, 2012-14	1,186
3. Kent Austin, 1981-85	981
4. Romaro Miller, 1997-2000	902
5. John Fourcade, 1978-81	819
6. Mark Young, 1985-88	809
7. Chad Kelly, 2015-16	786
8. Archie Manning, 1968-70	761
9. Jevan Snead, 2008-09	678
10. Russ Shows, 1989-92	560

COMPLETIONS

SEASON

Name, Year	No.
1. Chad Kelly, 2015	298
2. Bo Wallace, 2013	283
3. Eli Manning, 2002	279
4. Eli Manning, 2003	275
5. Eli Manning, 2001	259
6. Bo Wallace, 2012	235
7. Bo Wallace, 2014	229
8. Stewart Patridge, 1997	228
9. Chad Kelly, 2016	205
10. Jevan Snead, 2009	191

CAREER

Name, Years	No.
1. Eli Manning, 2000-03	829
2. Bo Wallace, 2012-14	747
3. Kent Austin, 1981-85	566
4. Chad Kelly, 2015-16	503
5. Romaro Miller, 1997-2000	497
6. John Fourcade, 1978-81	445
7. Mark Young, 1985-88	410
8. Archie Manning, 1968-70	395
9. Jevan Snead, 2008-09	375
10. Josh Nelson, 1994-95	311

CONSECUTIVE COMPLETIONS

GAME

Name, Opponent, Date	No.
1. Eli Manning, Murray State, 9-1-2001	18
2. Kent Austin, Tennessee, 11-13-82	15
3. Bo Wallace, UL-Lafayette, 9-13-2014	14
4. Bo Wallace, Missouri, 11-23-2013	11
Bobby Garner, Memphis State, 9-9-78	11
Charlie Conerly, Mississippi State, 11-29-47	11

COMPLETION PERCENTAGE

SEASON

(Minimum 250 attempts)

Name, Year (Comp/Att)	Pct.
1. Chad Kelly, 2015 (298/458)	65.1
2. Stewart Patridge, 1997 (228/352)	64.77
3. Bo Wallace, 2013 (283/437)	64.76
4. Bo Wallace, 2012 (235/368)	63.9
5. Eli Manning, 2001 (259/408)	63.5
6. Chad Kelly, 2016 (205/328)	62.5
7. Eli Manning, 2003 (275/441)	62.4
8. Kent Austin, 1982 (186/307)	60.6
9. Bo Wallace, 2014 (229/381)	60.1
10. Kent Austin, 1984 (177/302)	58.6

CAREER

(Minimum 500 attempts)

Name, Years (Comp/Att)	Pct.
1. Chad Kelly, 2015-16 (503/786)	64.0
2. Bo Wallace, 2012-14 (747/1,186)	63.0
3. Eli Manning, 2000-03 (829/1,363)	60.8
4. Stewart Patridge, 1994, 96-97 (310/510)	60.8
5. Kent Austin, 1981-85 (566/981)	57.7
6. Josh Nelson, 1994-95 (311/558)	55.7
7. Jevan Snead, 2008-09 (375/678)	55.3
8. Romaro Miller, 1997-2000 (497/902)	55.1
9. John Fourcade, 1978-81 (445/819)	54.3

TOUCHDOWNS

SEASON

Name, Year	No.
1. Eli Manning, 2001	31
Chad Kelly, 2015	31
3. Eli Manning, 2003	29
4. Jevan Snead, 2008	26
5. Bo Wallace, 2014	22
Bo Wallace, 2012	22
7. Eli Manning, 2002	21
8. Charlie Conerly, 1947	20
Jevan Snead, 2009	20
10. Chad Kelly, 2016	19

CAREER

Name, Years	No.
1. Eli Manning, 2000-03	81
2. Bo Wallace, 2012-14	62
3. Chad Kelly, 2015-16	50
4. Jevan Snead, 2008-09	46
5. Romaro Miller, 1997-2000	43
6. Archie Manning, 1968-70	31
Kent Austin, 1981-85	31
Mark Young, 1985-88	31
9. Charlie Conerly, 1942, 1946-47	26
10. John Fourcade, 1978-81	25

CONSECUTIVE GAMES WITH A TOUCHDOWN PASS

CAREER

Name, Years	No.
1. Chad Kelly, 2015-16	22
2. Eli Manning, 2000-02	16
3. Jevan Snead, 2008-09	13
4. Bo Wallace, 2013-14	11
5. Bo Wallace, 2012	8
Romaro Miller, 1999	8
Archie Manning, 1969-70	8

PASS EFFICIENCY

SEASON

(Minimum 250 attempts)

Name, Year	Effic.
1. Chad Kelly, 2015	155.8
2. Eli Manning, 2003	148.1
3. Chad Kelly, 2016	147.4
4. Jevan Snead, 2008	145.5
5. Eli Manning, 2001	144.8
6. Bo Wallace, 2012	142.7
7. Bo Wallace, 2014	142.2
8. Bo Wallace, 2013	138.1

9. Stewart Patridge, 1997	135.7
10. Romaro Miller, 1999	128.6

CAREER

(Minimum 500 attempts)

Name, Years	Effic.
1. Chad Kelly, 2015-16	152.3
2. Bo Wallace, 2012-14	140.8
3. Eli Manning, 2000-03	137.7
4. Jevan Snead, 2008-09	134.8
5. Stewart Patridge, 1994, 96-97	124.9
6. Romaro Miller, 1997-2000	122.7
7. Josh Nelson, 1994-95	121.0
8. Kent Austin, 1981-85	112.7
9. John Fourcade, 1978-81	110.6
10. Russ Shows, 1989-92	109.1

YARDS PER ATTEMPT

SEASON

(Minimum 250 attempts)

Name, Year (Yards/Att)	Avg.
1. Chad Kelly, 2015 (4,042/458)	8.8
2. Jevan Snead, 2008 (2,762/327)	8.45
3. Chad Kelly, 2016 (2,758/328)	8.41
4. Bo Wallace, 2014 (3,194/381)	8.38
5. Eli Manning, 2003 (3,600/441)	8.2
6. Bo Wallace, 2012 (2,994/368)	8.1
7. John Darnell, 1989 (2,326/301)	7.7
8. Bo Wallace, 2013 (3,346/437)	7.7
9. Stewart Patridge, 1997 (2,667/352)	7.6
10. Jevan Snead, 2009 (2,632/351)	7.5

CAREER

(Minimum 500 attempts)

Name, Years (Yards/Att)	Avg.
1. Chad Kelly, 2015-16 (6,800/786)	8.7
2. Bo Wallace, 2012-14 (9,534/1,186)	8.04
3. Jevan Snead, 2008-09 (5,394/678)	7.96
4. Eli Manning, 2000-03 (10,119/1,363)	7.4
5. Romaro Miller, 1997-2000 (6,311/902)	7.0
6. Stewart Patridge, 1994, 96-97 (3,564/510)	7.0
7. Russ Shows, 1989-92 (3,778/560)	6.7
8. Josh Nelson, 1994-95 (3,703/558)	6.6
9. John Fourcade, 1978-81 (5,412/819)	6.6
10. Kent Austin, 1981-85 (6,184/981)	6.3

YARDS PER COMPLETION

SEASON

(Minimum 250 attempts)

Name, Year (Yards/Comp)	Avg.
1. Jevan Snead, 2008 (2,762/184)	15.0
2. Bo Wallace, 2014 (3,194/229)	13.9
3. John Darnell, 1989 (2,326/167)	13.9
4. Jevan Snead, 2009 (2,632/191)	13.8
5. Romaro Miller, 1999 (1,999/147)	13.60
6. Chad Kelly, 2015 (4,042/298)	13.56
7. Chad Kelly, 2016 (2,758/205)	13.5
8. Eli Manning, 2003 (3,600/275)	13.1
9. Bo Wallace, 2012 (2,994/235)	12.7
10. Mark Young, 1988 (1,969/156)	12.6

CAREER

(Minimum 500 attempts)

Name, Years (Yards/Comp)	Avg.
1. Jevan Snead, 2008-09 (5,394/375)	14.4
2. Russ Shows, 1989-92 (3,778/279)	13.54

3. Chad Kelly, 2015-16 (6,800/503)	13.52
4. Bo Wallace, 2012-14 (9,534/747)	12.8
5. Romaro Miller, 1997-2000 (6,311/497)	12.7
6. Eli Manning, 2000-03 (10,119/829)	12.2
7. John Fourcade, 1978-81 (5,412/445)	12.2
8. Mark Young, 1985-88 (4,971/410)	12.1
9. Josh Nelson, 1994-95 (3,703/558)	12.0
10. Archie Manning, 1968-70 (4,753/402)	11.8

FEWEST INTERCEPTIONS

SEASON

Name, Year (Attempts)	No.
1. Kenny Lyons, 1971 (71)	1
Roy Coleman, 1978 (69)	1
Norris Weese, 1973 (55)	1
4. Jake Gibbs, 1959 (94)	2
John Darnell, 1987 (95)	2
Glynn Griffing, 1961 (91)	2
Bobby Garner, 1978 (79)	2

MOST INTERCEPTIONS

SEASON

Name, Year (Attempts)	No.
1. Jevan Snead, 2009 (351)	20
John Fourcade, 1980 (286)	20
3. Bo Wallace, 2012 (368)	17

CONSECUTIVE PASSES WITHOUT AN INTERCEPTION

SEASON

Name, Year	No.
1. Stewart Patridge, 1997	200
2. Eli Manning, 2001	168
3. Josh Nelson, 1994	145
4. Eli Manning, 2002-03	133
5. Kent Austin, 1984	131
6. Chad Kelly, 2016	130
7. Bo Wallace, 2014	128
8. Bo Wallace, 2013	127
9. Eli Manning, 2002	110
10. Chad Kelly, 2015	106

300-YARD PASSING GAMES

SEASON

Name, Year	No.
1. Chad Kelly, 2015	8
2. Chad Kelly, 2016	4
Bo Wallace, 2014	4
Bo Wallace, 2013	4
Eli Manning, 2003	4
Eli Manning, 2002	4

CAREER

Name, Years	No.
1. Chad Kelly, 2015-16	12
2. Bo Wallace, 2012-14	11
3. Eli Manning, 2000-03	10
4. Romaro Miller, 1997-2000	3
Stewart Patridge, 1996-97	3
Archie Manning, 1968-70	3

TOTAL OFFENSE RECORDS

SINGLE GAME

Player, Opponent, Date	Total	Net Yds		Total	Play	
	Plays	Rush	Pass	Gain	Avg	TD
1. Archie Manning, Alabama, 10-4-69	67	104	436	540	8.0	5
2. Chad Kelly, Auburn, 10-29-2016	70	40	465	505	7.2	3
3. Chad Kelly, Arkansas, 11-7-2015	45	110	368	478	10.6	6
4. Chad Kelly, Alabama, 9-17-2016	54	43	421	464	8.6	3
5. Bo Wallace, Arkansas, 11-9-2013	43	12	416	428	10.0	3
6. Jeremiah Masoli, Arkansas, 10-23-2010	51	98	327	425	8.3	3
7. Chad Kelly, New Mexico State, 10-10-2015	36	32	384	416	11.6	4
8. John Darnell, Arkansas State, 9-16-89	49	1	412	413	8.4	3
Eli Manning, Arkansas, 10-26-2002	61	(-1)	414	413	6.8	3
10. Eli Manning, Texas Tech, 9-27-2003	53	2	409	411	7.8	3
11. Romaro Miller, SMU, 9-26-98	63	58	351	409	6.5	2
12. Bo Wallace, Vanderbilt, 11-10-2012	62	4	403	407	6.6	2
13. Chad Kelly, Auburn, 10-31-2015	59	21	381	402	6.8	2
14. Bo Wallace, Boise State, 8-28-2014	45	13	387	400	8.9	4
15. Eli Manning, Vanderbilt, 9-21-2002	43	10	386	396	9.2	2
16. Bo Wallace, Auburn, 11-1-2014	54	56	339	395	7.3	3
17. Eli Manning, South Carolina, 11-1-2003	45	(-11)	391	380	8.4	5
18. Eli Manning, Texas Tech, 9-14-2002	58	2	374	376	6.5	3
19. Chad Kelly, Oklahoma State, 1-1-2016	43	73	302	375	8.7	4
20. Chad Kelly, Fresno State, 9-12-2015	30	26	346	372	12.4	5

SEASON

Player, Year	Total	Net Yds		Total	Play	
	Plays	Rush	Pass	Gain	Avg	TD
1. Chad Kelly, 2015	565	500	4042	4542	8.04	41
2. Bo Wallace, 2013	568	355	3346	3701	6.52	24
3. Eli Manning, 2003	489	(-28)	3600	3572	7.30	32
4. Bo Wallace, 2014	502	199	3194	3393	6.76	27
5. Bo Wallace, 2012	511	390	2994	3384	6.62	30
6. Eli Manning, 2002	520	(-120)	3401	3281	6.31	23
7. Chad Kelly, 2016	409	332	2758	3090	7.56	24
8. Eli Manning, 2001	442	9	2948	2957	6.69	31
9. Jevan Snead, 2008	384	60	2762	2822	7.35	29
10. Jevan Snead, 2009	403	101	2632	2733	6.78	23

11. Jeremiah Masoli, 2010	417	544	2039	2583	6.19	20
12. Stewart Patridge, 1997	408	(-108)	2667	2559	6.27	13
13. John Darnell, 1989	411	75	2326	2401	5.84	12
14. Romaro Miller, 1998	386	33	2273	2306	6.0	12
15. John Fourcade, 1980	411	402	1897	2299	5.6	19
16. Archie Manning, 1969	389	502	1762	2264	5.8	23
17. Romaro Miller, 2000	319	87	2012	2099	6.6	18
18. Kent Austin, 1984	405	150	1889	2039	5.0	8
19. John Fourcade, 1979	319	493	1521	2014	6.3	13
20. Romaro Miller, 1999	312	(-12)	1999	1987	6.4	15

CAREER

Player, Position, Years	Total	Net Yds		Total	Play	
	Plays	Rush	Pass	Gain	Avg	TD
1. Bo Wallace, QB, 2012-14	1581	944	9534	10478	6.63	81
2. Eli Manning, QB, 2000-03	1491	(-135)	10119	9984	6.70	86
3. Chad Kelly, QB, 2015-16	974	832	6800	7632	7.84	65
4. John Fourcade, QB, 1978-81	1275	1301	5412	6713	5.16	47
5. Romaro Miller, QB, 1997-2000	1031	102	6311	6413	6.22	46
6. Kent Austin, QB, 1981-85	1252	(-5)	6184	6179	4.9	32
7. Archie Manning, QB, 1968-70	1077	823	4753	5576	5.16	56
8. Jevan Snead, QB, 2008-09	787	161	5394	5555	7.06	52
9. Mark Young, QB, 1985-88	614	60	4971	5031	8.2	38
10. Russ Shows, QB, 1989-92	753	141	3778	3919	5.20	27
11. John Darnell, QB, 1986-89	634	272	3253	3525	5.56	25
12. Josh Nelson, QB, 1994-95	678	(-409)	3703	3294	4.9	26
13. Norris Weese, QB, 1971-73	642	1211	1968	3179	4.95	33
14. Deuce McAllister, RB, 1997-2000	619	3060	52	3112	5.03	38
15. Charlie Conerly, HB, 1942; 1946-47#	602	763	2313	3076	5.10	40
16. Tim Ellis, QB, 1974-77	674	626	2339	2965	4.40	26
17. Joe Gunn, RB, 1998-2001	630	2749	0	2749	4.36	22
18. Kayo Dottley, FB, 1947-50	481	2654	0	2654	5.52	20
19. Brandon Bolden, RB, 2008-11	490	2654	49	2653	5.41	27
20. Jimmy Weatherly, QB, 1962-64	465	694	1890	2584	5.55	26

Conerly's totals include five (1942) scoring passes for 166 yards plus statistics from two additional games. Complete figures for 1942 not available.

TDS RESPONSIBLE FOR

SEASON

Name, Year	No.
1. Chad Kelly, 2015	41
2. Eli Manning, 2003	32
3. Bo Wallace, 2012	31
Eli Manning, 2001	31
5. Jevan Snead, 2008	29
Charlie Conerly, 1947	29
7. Bo Wallace, 2014	27
8. Chad Kelly, 2016	24
Bo Wallace, 2013	24
10. Three players tied	23

CAREER

Name, Years	No.
1. Eli Manning, 2000-03	86
2. Bo Wallace, 2012-14	82
3. Chad Kelly, 2015	65
4. Archie Manning, 1968-70	56
5. Jevan Snead, 2008-09	52
6. John Fourcade, 1978-81	47
7. Romaro Miller, 1997-2000	46
8. Deuce McAllister, 1997-2000	42
9. Charlie Conerly, 1942; 1946-47	40
10. Mark Young, 1985-88	38

TOTAL AVERAGE PER PLAY

SEASON

(Minimum 200 offensive plays)

Name, Year (Plays-Yards)	Avg.
1. Chad Kelly, 2015 (565-4542)	8.04
2. Chad Kelly, 2016 (409-3090)	7.56
3. Parker Hall, 1938 (207-1,558)	7.53
4. Jevan Snead, 2008 (384-2,822)	7.35
5. Eli Manning, 2003 (489-3,572)	7.30
6. Jevan Snead, 2009 (403-2,733)	6.78
7. Bo Wallace, 2014 (502-3,393)	6.76
8. Eli Manning, 2001 (442-2,957)	6.69
9. Bo Wallace, 2012 (511-3,384)	6.62
10. Romaro Miller, 2000 (319-2,099)	6.58

CAREER

(Minimum 400 offensive plays)

Name, Years (Plays-Yards)	Avg.
1. Chad Kelly, 2015-16 (974-7,632)	7.84
2. Jevan Snead, 2008-09 (787-5,555)	7.06
3. Eli Manning, 2000-03 (1,491-9,984)	6.70
4. Bo Wallace, 2012-14 (1,581-10,478)	6.63
5. Stewart Patridge, 1994; 1996-97 (408-2,559)	6.27
6. Romaro Miller, 1997-2000 (1,031-6,413)	6.22
7. Jeremiah Masoli, 2010 (417-2,583)	6.19
8. John Darnell, 1986-89 (634-3,525)	5.56
9. Jimmy Weatherly, 1962-64 (465-2,584)	5.55
10. Junie Hovious, 1939-41 (461-2,550)	5.53

TOTAL OFFENSIVE PLAYS

SEASON

Name, Year	No.
1. Bo Wallace, 2013	568
2. Chad Kelly, 2015	565
3. Eli Manning, 2002	520
4. Bo Wallace, 2012	511
5. Bo Wallace, 2014	502
6. Eli Manning, 2003	489
7. Eli Manning, 2001	442
8. John Fourcade, 1980	411
John Darnell, 1989	411
10. Chad Kelly, 2016	409

CAREER

Name, Years	No.
1. Bo Wallace, 2012-14	1,581
2. Eli Manning, 2000-03	1,491
3. John Fourcade, 1978-81	1,275
4. Kent Austin, 1981-85	1,252
5. Archie Manning, 1968-70	1,077
6. Romaro Miller, 1997-2000	1,031
7. Mark Young, 1985-88	1,013
8. Chad Kelly, 2015-16	974
9. Jevan Snead, 2008-09	787
10. Russ Shows, 1989-92	753

RECEIVING RECORDS

RECEPTIONS

SINGLE GAME

Player, Opponent, Date	No	Yds	Avg	TD
1. Laquon Treadwell, Memphis, 10-17-2015	14	144	10.3	1
2. Floyd Franks, Alabama, 10-4-69	13	191	14.7	1
Barney Poole, Chattanooga, 11-15-47	13	95	7.3	1
4. Bill Flowers, Arkansas, 10-26-2002	11	88	8.0	0
5. Chris Collins, Arkansas, 10-26-2002	10	138	13.8	1
LeMay Thomas, Vanderbilt, 10-28-95	10	130	13.0	1
Chris Collins, South Carolina, 11-1-2003	10	125	12.5	2
Mike Espy, Tennessee, 10-1-2005	10	115	11.5	0
Laquon Treadwell, 11-1-2014	10	103	10.3	1
Buford McGee, Tennessee, 11-13-82	10	62	6.2	1
11. Cory Peterson, Memphis, 9-5-98	9	164	18.2	2
Evan Ingram, Alabama, 9-17-2016	9	138	15.3	1
Floyd Franks, Southern Miss, 10-17-70	9	135	15.0	1
Rick Kimbrough, LSU, 11-3-73	9	132	14.7	1
Evan Ingram, Florida State, 9-5-2016	9	121	13.4	1
Chris Collins, Louisiana-Monroe, 9-13-2003	9	121	13.4	2
Jamie Holder, Arkansas, 9-24-83	9	114	12.7	0
Mike Dennis, Tulsa, 12-19-64	9	114	12.7	0
Jim Poole, Auburn, 1-2-71	9	111	12.3	1
Jamie Armstrong, Auburn, 9-8-2001	9	108	12.0	0
Grant Heard, SMU, 9-26-98	9	98	10.9	1
Evan Ingram, Auburn, 10-29-2016	9	95	10.6	1
Laquon Treadwell, Vanderbilt, 8-29-2013	9	82	9.1	0
Ambrose, Georgia, 10-3-87	9	74	8.2	0
Shawn Sykes, Arkansas, 9-13-86	9	67	7.4	0
Mike Espy, Auburn, 10-29-2005	9	63	7.0	0
Laquon Treadwell, Mississippi State, 11-28-2013	9	57	6.3	0

SEASON

Player, Position, Year	No	Yds	Avg	TD
1. Laquon Treadwell, WR, 2015	82	1,153	14.1	11
2. Chris Collins, SE, 2003	77	949	12.3	7
3. Laquon Treadwell, WR, 2013	72	608	8.4	5
4. Shay Hodge, SE, 2009	70	1,135	16.2	8
5. Donte Moncrief, WR, 2012	66	979	14.8	10
6. Evan Ingram, TE, 2016	65	926	14.2	8
7. Donte Moncrief, WR, 2013	59	938	15.9	6
8. LeMay Thomas, SE, 1995	56	801	14.3	3
9. Chris Collins, WR, 2002	55	812	14.8	10
10. Floyd Franks, SE, 1969	54	720	13.3	2
Chris Collins, SE, 2001	54	692	12.8	6
12. Bill Flowers, WR, 2002	53	588	11.1	3
13. Mike Espy, WR, 2005	52	543	10.4	3
Barney Poole, E, 1947	52	511	9.6	8
15. Van Jefferson, WR, 2016	49	543	11.1	3
16. Laquon Treadwell, WR, 2014	48	632	13.2	5
17. Michael Harmon, SE, 1981	46	750	16.3	1

Damore'ea Stringfellow, WR, 2016	46	716	15.6	6
Floyd Franks, SE, 1970	46	668	14.5	7
Cory Peterson, WR, 1999	46	610	13.3	4

CAREER

Player, Position, Years	No	Yds	Avg	TD
1. Laquon Treadwell, WR, 2013-15	202	2393	11.8	21
2. Chris Collins, SE-WR, 2000-03	198	2621	13.2	24
3. Shay Hodge, SE, 2006-09	173	2646	15.3	22
4. Evan Ingram, TE, 2013-16	162	2320	14.3	15
5. Donte Moncrief, WR, 2011-13	156	2371	15.2	20
6. Bill Flowers, WR, 2001-04	149	1795	12.0	10
7. Grant Heard, WR, 1996-2000	142	2029	14.3	16
8. Ta'Boris Fisher, WB, 1993-94; H-B, 1995-96	139	1511	10.9	7
9. Mike Espy, WR, 2002-05	136	1779	13.1	9
Ja-Mes Logan, WR, 2010-13	136	1734	12.8	6
11. Cory Peterson, WR, 1996-99	135	1842	13.6	9
12. Dexter McCluster, RB-FL, 2006-09	130	1703	13.1	7
13. Floyd Franks, SE, 1968-70	127	1707	13.4	11
14. Willie Green, SE, 1986-89	126	2274	18.0	12
15. Michael Harmon, SE, 1979-82	119	1760	14.8	7
16. J.R. Ambrose, FL, 1984-87	118	2012	17.1	13
17. Buford McGee, TB, 1979-83	112	856	7.6	4
18. Vince Sanders, WR, 2011-14	109	1635	15.0	11
19. Quincy Adeboyejo, WR, 2013-16	106	1454	13.7	11
20. Mike Wallace, WR, 2005-08	101	1910	18.9	15

YARDS

SINGLE GAME

Player, Opponent, Date	No	Yds	Avg	TD
1. Eddie Small, Vanderbilt, 9-18-93	6	210	35.0	2
2. Pat Coleman, Arkansas State, 9-16-89	6	200	33.3	3
3. Floyd Franks, Alabama, 10-4-69	13	191	14.7	1
4. Evan Ingram, Mississippi State, 11-29-2014	5	176	35.2	0
5. Donte Moncrief, Mississippi State, 11-24-2012	7	173	24.7	3
6. Grant Heard, UNLV, 10-28-2000	7	169	24.1	2
Shay Hodge, Northern Arizona, 11-7-2009	7	169	24.1	2
8. Cory Peterson, Memphis, 9-5-98	9	164	18.2	2
9. Donte Moncrief, LSU, 11-17-2012	6	161	26.8	2
10. Ja-Mes Logan, Vanderbilt, 11-10-2012	8	160	20.0	0
11. Mike Espy, Texas Tech, 9-27-2003	6	157	26.2	1
12. Roell Preston, Mississippi State, 11-26-94	7	150	21.4	1
13. Donte Moncrief, Arkansas, 11-9-2013	7	149	21.3	1
14. Cory Peterson, LSU, 10-31-98	5	147	29.4	2
15. Chris Collins, Arkansas State, 10-11-2003	8	146	18.3	1
16. Donte Moncrief, Texas, 9-15-2012	7	144	20.6	1
Laquon Treadwell, Memphis, 10-17-2015	14	144	10.3	1
18. Mario Hill, Wyoming, 9-18-2004	8	142	17.8	0
19. J.R. Ambrose, Arkansas State, 9-20-86	7	139	19.9	0
Mike Wallace, Vanderbilt, 9-25-2007	4	139	34.8	2

YARDS

SEASON

Name, Year	Yards
1. Laquon Treadwell, 2015	1,153
2. Shay Hodge, 2009	1,135
3. Donte Moncrief, 2012	979
4. Chris Collins, 2003	949
5. Donte Moncrief, 2013	938
6. Evan Ingram, 2016	926
7. Willie Green, 1989	816
8. Chris Collins, 2002	812
9. LeMay Thomas, 1995	801
10. Mike Wallace, 2008	784

CAREER

Name, Years	Yards
1. Shay Hodge, 2006-09	2,646
2. Chris Collins, 2000-03	2,621
3. Laquon Treadwell, 2013-15	2,393
4. Donte Moncrief, 2011-13	2,371
5. Evan Ingram, 2013-16	2,320
6. Willie Green, 1986-89	2,274
7. Grant Heard, 1996-2000	2,029
8. J.R. Ambrose, 1984-87	2,012
9. Mike Wallace, 2005-08	1,910
10. Cory Peterson, 1996-99	1,842

TOUCHDOWNS

SEASON

Name, Year	No.
1. Laquon Treadwell, 2015	11
2. Donte Moncrief, 2012	10
Chris Collins, 2002	10
4. Grant Heard, 2000	9
Ken Toler, 1980	9
6. Evan Ingram, 2016	8
Shay Hodge, 2009	8
Shay Hodge, 2008	8
Roell Preston, 1994	8
Burney Veazey, 1972	8
Barney Poole, 1947	8

100-YARD GAMES

CAREER

Name, Years	No.
1. Chris Collins, 2000-03	24
2. Shay Hodge, 2006-09	22
3. Laquon Treadwell, 2013-15	21
4. Donte Moncrief, 2011-13	20
5. Grant Heard, 1996-2000	16
6. Evan Ingram, 2013-16	15
Mike Wallace, 2005-08	15
8. J.R. Ambrose, 1984-87	13
9. Burney Veazey, 1971-73	12
Willie Green, 1986-89	12

SEASON

Name, Year	No.
1. Laquon Treadwell, 2015	6
2. Donte Moncrief, 2013	5
Shay Hodge, 2009	5
4. Evan Ingram, 2016	4
Vince Sanders, 2014	4
Donte Moncrief, 2012	4
Mike Wallace, 2008	4
Chris Collins, 2003	4
Chris Collins, 2001	4
10. Laquon Treadwell, 2014	3
Evan Ingram, 2014	3
Chris Collins, 2002	3

CAREER

Name, Years	No.
1. Chris Collins, 2000-03	11
2. Donte Moncrief, 2011-13	9
Laquon Treadwell, 2013-15	9
4. Evan Ingram, 2013-16	7
5. Mike Wallace, 2005-08	6
Shay Hodge, 2006-09	6
7. Floyd Franks, 1968-70	4
Vince Sanders, 2011-14	4
9. J.R. Ambrose, 1984-87	3
Cory Peterson, 1996-99	3
Mario Hill, 2002-05	3
Ja-Mes Logan, 2010-13	3

CAREER RECEPTIONS (TIGHT ENDS)

Name, Years	No.
1. Evan Ingram, 2013-16	162
2. Jim Poole, 1969-71	94
3. Rufus French, 1996-98	84
4. Kris Mangum, 1994-96	74
5. Barney Poole, 1947-48	70
6. Butch Veazey, 1971-73	58
7. Allen Brown, 1962-64	51
8. Curtis Weathers, 1974, 1976-77	49
9. Doug Zeigler, 1999-2002	48
10. Wesley Walls, 1988	36
Bill Eubanks, 1940-41	36

CAREER RECEIVING YARDS (TIGHT ENDS)

Name, Years	Yards
1. Evan Ingram, 2013-16	2,320
2. Jim Poole, 1969-71	1,013
3. Curtis Weathers, 1974-, 1976-77	835
4. Rufus French, 1996-98	814
5. Barney Poole, 1947-48	766
6. Kris Mangum, 1994-96	729
7. Butch Veazey, 1971-73	728
8. Doug Zeigler, 1999-2002	612
9. Jack Stribling, 1949	598
10. Allen Brown, 1962-64	584

CAREER RECEIVING TDS (TIGHT ENDS)

Name, Years	No.
1. Evan Ingram, 2013-16	15
2. Butch Veazey, 1971-73	12
3. Barney Poole, 1947-48	11
4. Woody Dabbs, 1960-62	9
5. Larry Grantham, 1957-59	8
6. Don Williams, 1955-57	7
7. Curtis Weathers, 1974-, 1976-77	6
Wes Sullivan, 1960-61	6
9. Doug Zeigler, 1999-2002	5
Ralph Smith, 1959-61	5
Johnny Brewer, 1957, 1959-60	5
Jack Stribling, 1949	5

ALL-PURPOSE RECORDS

SINGLE GAME

Player, Opponent, Date	Rush	Rec	Ret	Total
1. Dexter McCluster, Tennessee, 11-14-2009	282	42	0	324
2. Deuce McAllister, Arkansas, 11-6-99	125	34	158	317
3. John Avery, Alabama, 10-25-97	148	10	152	292
4. Deuce McAllister, Alabama, 10-16-99	63	54	152	269
5. Dexter McCluster, Memphis, 9-3-2006	60	86	122	268
6. Dexter McCluster, Arkansas, 10-24-2009	123	137	0	260
7. Deuce McAllister, LSU, 10-30-99	140	16	102	258
8. Deuce McAllister, Auburn, 9-9-2000	104	1	152	257
Pat Coleman, Tulane, 10-21-89	0	92	165	257
10. Jeff Scott, Texas, 9-14-2013	164	6	73	243
Brandon Bolden, Fresno State, 9-25-2010	228	15	0	243
12. Dou Innocent, Mississippi State, 11-25-97	242	0	0	242
13. Mike Wallace, Vanderbilt, 9-20-2008	0	36	202	238
14. Dexter McCluster, Oklahoma State, 1-2-2010	184	45	0	229
Chris Collins, Kentucky, 9-29-2001	38	119	72	229
16. BenJarvus Green-Ellis, Missouri, 9-8-2007	226	0	0	226
17. Mike Wallace, Arkansas, 10-25-2008	17	120	85	222
18. Brandon Bolden, Louisiana-Lafayette, 11-6-2010	136	80	0	216
John Avery, Arkansas State, 10-26-96	65	31	120	216
20. Deuce McAllister, Vanderbilt, 9-16-2000	143	47	25	215
Jaylen Walton, Vanderbilt, 9-26-2015	133	1	81	215

SEASON

Player, Year	Rush	Rec	Ret	Total
1. Mike Wallace, 2008	92	784	861	1737
2. Dexter McCluster, 2009	1169	520	28	1717
3. Deuce McAllister, 1999	809	201	682	1692
4. Parker Hall, 1938	807	0	722	1529
5. Deuce McAllister, 2000	767	190	531	1488
6. Jaylen Walton, 2015	730	164	494	1388
7. Kayo Dottley, 1949	1312	29	22	1363
8. Jaylen Walton, 2013	523	322	515	1360
John Avery, 1996	788	99	473	1360

10. Brandon Bolden, 2010	976	344	0	1320
11. John Avery, 1997	862	113	315	1290
12. Dexter McCluster, 2008	655	625	0	1280
13. Junie Hovious, 1940	407	133	699	1239
14. Deuce McAllister, 1998	1082	154	0	1236
15. Doug Cunningham, 1966	653	132	438	1223
16. Pat Coleman, 1989	29	595	594	1218
17. Mike Wallace, 2007	0	716	483	1199
18. Pat Coleman, 1988	10	419	768	1197
19. Dou Innocent, 1994	910	206	74	1190
20. Paul Hofer, 1973	642	90	457	1189

CAREER

Player, Years	Rush	Rec	Ret	Total
1. Deuce McAllister, 1997-2000	3060	616	1213	4889
2. Jaylen Walton, 2012-15	1957	749	2036	4742
3. Dexter McCluster, 2006-09	1955	1703	431	4089
4. Brandon Bolden, 2008-11	2604	807	270	3681
5. Jeff Scott, 2010-13	2297	408	963	3668
6. Mike Wallace, 2005-08	94	1910	1392	3396
7. Chris Collins, 2000-03	101	2621	552	3274
8. Mike Espy, 2002-05	45	1779	1416	3240
9. J.R. Ambrose, 1984-87	129	2012	1045	3186
10. Joe Gunn, 1998-2001	2749	374	0	3123
11. Doug Cunningham, 1964-66	840	259	1829	2928
12. Junie Hovious, 1938-41	1017	305	1578	2900
13. Freddie Lee Williams, 1976-79	1216	597	1059	2872
14. Dou Innocent, 1991-92; 1994-95	2322	392	121	2835
15. Kayo Dottley, 1947-50	2654	139	33	2826
16. Paul Hofer, 1972-75	1430	182	1133	2745
17. Michael Harmon, 1980-82	7	1760	908	2675
18. Ta'Boris Fisher, 1993-96	13	1511	1150	2674
19. John Avery, 1996-97	1650	212	788	2650
20. Shay Hodge, 2006-09	0	2646	0	2646

SCORING RECORDS

POINTS SCORED

SINGLE GAME

Player, Opponent, Date	TD	EP	FG	TP
1. Showboat Boykin, Mississippi State, 12-1-51.....*	†7	0	0	*†42
2. Jimmy Patton, Tulane, 10-17-53.....	4	2	0	26
3. Dexter McCluster, Tennessee, 11-14-2009.....	4	0	0	24
Randy Baldwin, Arkansas State, 9-22-90.....	4	0	0	24
Greg Ainsworth, Mississippi State, 11-25-72.....	4	0	0	24
Eddie Crawford, LSU, 11-3-56.....	4	0	0	24
7. Jonathan Nichols, Texas Tech, 9-27-2003.....	0	3	6	21
8. Archie Manning, LSU, 11-1-69.....	3	^1	0	20
Parker Hall, Centenary, 10-22-38.....	3	2	0	20
10. Bryson Rose, Louisiana-Lafayette, 11-6-2010.....	0	4	5	19
Ray Hapes, W. Tennessee Teachers, 9-28-35.....	3	1	0	19

SEASON

Player, Position, Year	TD	EP	FG	TP
1. Jonathan Nichols, PK, 2003.....	0	49	25	124
2. Gary Wunderlich, K, 2015.....	0	63	19	120
3. Gary Wunderlich, K, 2016.....	0	41	22	107
4. Bryson Rose, K, 2012.....	0	49	18	103
Joshua Shene, PK, 2008.....	0	52	17	103
6. Brandon Bolden, RB, 2010.....	17	0	0	102
Deuce McAllister, RB, 2000.....	17	0	0	102
8. Bryson Rose, K, 2010.....	0	43	16	91
9. Andrew Ritter, K, 2013.....	0	42	16	90
10. Joshua Shene, PK, 2009.....	0	43	15	88
11. Archie Manning, QB, 1969.....	14	^1	0	86
12. Jonathan Nichols, PK, 2002.....	0	40	15	85
13. John Dottley, FB, 1949.....	14	0	0	84
14. Jonathan Nichols, PK, 2004.....	0	19	20	79
15. Les Binkley, K, 1999.....	0	36	14	78
Deuce McAllister, RB, 1999.....	13	0	0	78
Randy Baldwin, HB, 1990.....	13	0	0	78

CAREER

Player, Position, Years	TD	EP	FG	TP
1. Jonathan Nichols, K, 2001-04.....	0	155	63	344
2. Joshua Shene, PK, 2006-09.....	0	139	57	310
3. Gary Wunderlich, K, 2014-16.....	0	124	47	265
4. Deuce McAllister, RB, 1997-2000.....	41	0	0	246
5. Bryson Rose, K, 2009-12.....	0	114	43	243
6. Brian Lee, K, 1989-92.....	0	84	41	207
7. Bryan Owen, K, 1985-88.....	0	92	38	206
8. Brandon Bolden, RB, 2008-11.....	33	0	0	198
9. Tim Montz, K, 1993-96.....	0	75	35	180
10. Hoppy Langley, KS, 1976-79.....	0	76	34	178
11. Steve Lavinghouze, KS, 1972-75.....	0	71	29	158
Joe Gunn, RB, 1998-2001.....	26	^1	0	158
13. Archie Manning, QB, 1968-70.....	25	2	0	154
14. Paige Cothren, FB, 1954-56.....	12	42	12	151
15. Chris Collins, WR, 2000-03.....	25	0	0	150
16. Les Binkley, K, 1999-2000.....	0	73	23	142
17. Randy Baldwin, HB, 1989-90.....	23	0	0	138
Jaylen Walton, RB, 2012-15.....	23	0	0	138
19. Todd Gatlin, K, 1980-82.....	0	62	24	134
Jimmy Keyes, MG, 1965-67.....	1	53	25	134

* NCAA Record † SEC Record ^ Two-point conversion

POINTS KICKING

SINGLE GAME

Player, Opponent, Date	EPA — M	FGA — M	TP
1. Jonathan Nichols, Texas Tech, 9-27-2003.....	3 — 3	6 — 6	21
2. Bryson Rose, Louisiana-Lafayette, 11-6-10.....	4 — 4	5 — 5	19
3. Walter Grant, UT-Chattanooga, 9-11-93.....	4 — 4	4 — 4	16
Brian Lee, Tulane, 8-31-91.....	1 — 1	5 — 5	16
5. Bryan Owen, Kentucky, 10-11-86.....	3 — 3	5 — 4	15
6. Bryson Rose, Vanderbilt, 11-10-2012.....	2 — 2	5 — 4	14
Jonathan Nichols, Wyoming, 9-25-2004.....	2 — 2	4 — 4	14
Jonathan Nichols, Vanderbilt, 9-18-2004.....	2 — 2	4 — 4	14
9. Gary Wunderlich, Georgia Southern, 11-5-2016.....	4 — 4	3 — 3	13
Gary Wunderlich, Alabama, 9-17-2016.....	4 — 4	3 — 3	13
Gary Wunderlich, Alabama, 9-19-2015.....	4 — 4	3 — 3	13
Joshua Shene, LSU, 11-21-2009.....	1 — 1	5 — 4	13
Jonathan Nichols, Arkansas, 10-25-2003.....	1 — 1	4 — 4	13
Jonathan Nichols, Arkansas State, 10-11-2003.....	7 — 7	2 — 2	13
Jonathan Nichols, Vanderbilt, 9-21-2002.....	4 — 4	3 — 3	13
Todd Gatlin, LSU, 10-31-81.....	1 — 1	4 — 4	13

SEASON

Player, Year	EPA — M	Pct	FGA — M	Pct	TP
1. Jonathan Nichols, 2003.....	49 — 49	1.000	29 — 25	.862	124
2. Gary Wunderlich, 2015.....	63 — 63	1.000	25 — 19	.760	120
3. Gary Wunderlich, 2016.....	43 — 41	.953	23 — 22	.957	107
4. Bryson Rose, 2012.....	49 — 49	1.000	28 — 18	.643	103
Joshua Shene, 2008.....	52 — 52	1.000	21 — 17	.810	103
6. Bryson Rose, 2010.....	44 — 43	.977	18 — 16	.889	91
7. Andrew Ritter, 2013.....	45 — 42	.933	24 — 16	.667	90
8. Joshua Shene, 2009.....	45 — 43	.956	20 — 15	.750	88
9. Jonathan Nichols, 2002.....	40 — 40	1.000	20 — 15	.750	85
10. Jonathan Nichols, 2004.....	19 — 19	1.000	27 — 20	.741	79
11. Les Binkley, 1999.....	36 — 36	1.000	16 — 14	.875	78
12. Brian Lee, 1992.....	25 — 25	1.000	24 — 15	.625	70
13. Tim Montz, 1994.....	30 — 30	1.000	17 — 12	.706	66
14. Les Binkley, 2000.....	39 — 37	.949	13 — 9	.692	64
Brian Lee, 1991.....	26 — 25	.962	19 — 13	.684	64
16. Joshua Shene, 2006.....	20 — 20	1.000	17 — 14	.824	62
17. Walter Grant, 1993.....	24 — 23	.960	20 — 12	.600	59
Bryan Owen, 1987.....	24 — 23	.958	16 — 12	.750	59
19. Joshua Shene, 2007.....	25 — 24	.960	17 — 11	.647	57
20. Jonathan Nichols, 2001.....	49 — 47	.959	6 — 3	.500	56
Tim Montz, 1995.....	19 — 17	.895	19 — 13	.684	56

CAREER

Player, Years	EPA — M	Pct	FGA — M	Pct	TP
1. Jonathan Nichols, 2001-04.....	157 — 155	.987	82 — 63	.768	344
2. Joshua Shene, 2006-09.....	142 — 139	.979	75 — 57	.760	310
3. Gary Wunderlich, 2014-16.....	126 — 124	.984	56 — 47	.839	265
4. Bryson Rose, 2009-12.....	116 — 114	.983	57 — 43	.754	243
5. Brian Lee, 1989-92.....	87 — 84	.966	75 — 41	.547	207
6. Bryan Owen, 1985-88.....	98 — 92	.939	58 — 38	.655	206
7. Tim Montz, 1993-96.....	77 — 75	.974	51 — 35	.686	180
8. Hoppy Langley, 1976-79.....	82 — 76	.927	63 — 34	.540	178
9. Steve Lavinghouze, 1972-75.....	74 — 71	.959	53 — 29	.547	158
10. Les Binkley, 1999-2000.....	75 — 73	.973	29 — 23	.793	142
11. Todd Gatlin, 1980-82.....	67 — 62	.925	40 — 24	.600	134
12. Jimmy Keyes, 1965-67.....	55 — 53	.964	49 — 25	.510	128
13. Andrew Ritter, 2009-13.....	45 — 42	.933	24 — 16	.667	90
14. Bobby Khayat, 1957-59.....	62 — 55	.887	22 — 9	.409	82
15. Billy Carl Irwin, 1962-64.....	55 — 49	.891	18 — 10	.556	79
Paige Cothren, 1954-56.....	52 — 43	.827	27 — 12	.444	79
17. Cloyce Hinton, 1969-71.....	45 — 41	.911	32 — 12	.375	77
18. Perry King, 1968-69.....	49 — 44	.898	17 — 6	.353	62
19. Walter Grant, 1993.....	24 — 23	.958	20 — 12	.600	59
20. Bobby Oswalt, 1946-48.....	75 — 54	.720	0 — 0	—	54

TOUCHDOWNS

SEASON

Name, Pos., Year	No.
1. Deuce McAllister, RB, 2000	17
Brandon Bolden, RB, 2010	17
3. Kayo Dottley, FB, 1949	14
Archie Manning, QB, 1969	14
5. Randy Baldwin, HB, 1990	13
Deuce McAllister, RB, 1999	13
7. Ray Hapes, FB, 1935	12
Merle Hapes, FB, 1940	12
9. Parker Hall, TB, 1938	11
Charlie Flowers, FB, 1959	11
Greg Ainsworth, TB, 1971	11
Marvin Courtney, RB, 1991	11
Laquon Treadwell, WR, 2015	11

CAREER

Name, Pos., Years	No.
1. Deuce McAllister, RB, 1997-2000	41
2. Brandon Bolden, RB, 2008-11	33
3. Joe Gunn, RB, 1998-2001	26
4. Archie Manning, QB, 1968-70	25
Chris Collins, WR, 2000-03	25
6. Randy Baldwin, HB, 1989-90	23
Jaylen Walton, RB, 2012-15	23
8. John Fourcade, QB, 1978-81	22
Dexter McCluster, RB-WR, 2006-09	22
9. Kayo Dottley, FB, 1947-50	21
Laquon Treadwell, WR, 2013-15	21

FIELD GOALS MADE

SEASON

Name, Year	No.
1. Jonathan Nichols, 2003	25
2. Gary Wunderlich, 2016	22
3. Jonathan Nichols, 2004	20
4. Gary Wunderlich, 2015	19
5. Bryson Rose, 2012	18
6. Joshua Shene, 2008	17
7. Andrew Ritter, 2013	16
Bryson Rose, 2010	16
9. Joshua Shene, 2009	15
Jonathan Nichols, 2002	15
Brian Lee, 1992	15

CAREER

Name, Years	No.
1. Jonathan Nichols, 2001-04	63
2. Joshua Shene, 2006-09	57
3. Gary Wunderlich, 2014-16	47
4. Bryson Rose, 2009-12	43
5. Brian Lee, 1989-92	41
6. Bryan Owen, 1985-88	38
7. Tim Montz, 1993-96	35
8. Hoppy Langley, 1976-79	34
9. Steve Lavinghouze, 1972-75	29
10. Jimmy Keyes, 1965-67	25

PATS MADE

SEASON

Name, Year	No.
1. Gary Wunderlich, 2015	63
2. Joshua Shene, 2008	52
3. Bryson Rose, 2012	49
Jonathan Nichols, 2003	49
5. Jonathan Nichols, 2001	47
6. Bryson Rose, 2010	43
Joshua Shene, 2009	43
8. Andrew Ritter, 2013	42
9. Gary Wunderlich, 2016	41
10. Jonathan Nichols, 2002	40

CAREER

Name, Years	No.
1. Jonathan Nichols, 2001-04	155
2. Joshua Shene, 2006-09	139
3. Gary Wunderlich, 2014-16	124
4. Bryson Rose, 2009-12	114
5. Bryan Owen, 1985-88	92
6. Brian Lee, 1989-92	84
7. Hoppy Langley, 1976-79	76
8. Tim Montz, 1993-96	75
9. Les Binkley, 1999-2000	73
10. Steve Lavinghouze, 1972-75	71

YEAR-BY-YEAR SCORING LEADERS

Year	Player, Position	TD	EP-EPA	FG-FGA	TP	1977	James Storey, FB	10	—	—	60
2016	Gary Wunderlich, K	0	41-43	22-23	107	1976	Hoppy Langley, KS	0	13-13	9-14	40
2015	Gary Wunderlich, K	0	63-63	19-25	120	1975	Steve Lavinghouze, KS	0	18-18	10-14	48
2014	Jaylen Walton, RB	7	—	—	42	1974	Steve Lavinghouze, KS	0	16-16	5-12	31
2013	Andrew Ritter, K	0	42-45	16-24	90	1973	Steve Lavinghouze, KS	0	25-25	9-17	52
2012	Bryson Rose, K	0	49-49	18-28	103	1972	Burney Veazey, TE	8	—	—	48
2011	Bryson Rose, K	0	20-21	9-11	47	1971	Greg Ainsworth, TB	11	—	—	66
2010	Brandon Bolden, RB	17	—	—	102	1970	Bob Knight, TB	8	—	—	48
2009	Joshua Shene, K	0	43-45	15-20	88	1969	Archie Manning, QB	14	1-2	—	86
2008	Joshua Shene, K	0	52-52	17-21	103	1968	Steve Hindman, TB	7	—	—	42
2007	Joshua Shene, K	0	24-25	11-17	57	1967	Jimmy Keyes, LB	0	14-15	9-14	41
2006	Joshua Shene, K	0	20-20	14-17	62	1966	Jimmy Keyes, MG	0	20-20	10-17	50
2005	Mike Espy, WR	4	—	—	24	1965	Mike Dennis, TB	8	—	—	48
2004	Jonathan Nichols, K	0	19-19	20-27	79	1964	Billy Carl Irwin, RE	0	21-23	7-11	42
2003	Jonathan Nichols, K	0	49-49	25-29	124	1963	Billy Carl Irwin, RE	1	23-27	3-6	38
2002	Jonathan Nichols, K	0	40-40	15-20	85	1962	Louis Guy, WB	8	—	—	48
2001	Joe Gunn, RB	10	—	—	60	1961	Billy Ray Adams, FB	10	—	—	60
2000	Deuce McAllister, RB	17	—	—	102	1960	James Anderson, TB	7	0-1	—	42
1999	Deuce McAllister, RB	13	—	—	78	1959	Charlie Flowers, FB	11	0-1	—	66
	Les Binkley, K	0	36-36	14-16	78	1958	Bobby Ray Franklin, QB	6	3-3	—	39
1998	Deuce McAllister, RB	7	—	—	42	1957	Ray Brown, QB	7	0-2	—	42
1997	John Avery, RB	8	—	—	48	1956	Ray Brown, QB	8	4-7	—	52
1996	Tim Montz, K	0	26-26	7-14	47	1955	Paige Cothren, FB	6	20-25	6-15	74
1995	Tim Montz, K	0	17-19	13-19	56	1954	Allen Muirhead, RH	10	—	—	60
1994	Tim Montz, K	0	30-30	12-17	66	1953	Bobby McCool, FB	7	—	—	42
1993	Walter Grant, K	0	23-24	12-20	59	1953	Earl Blair, LH	7	0-1	—	42
1992	Brian Lee, K	0	25-25	15-24	70	1952	Wilson Dillard, LH	8	—	—	48
1991	Marvin Courtney, RB	11	1-1	—	68	1952	Harol Lofton, FB	8	—	—	48
1990	Randy Baldwin, HB	13	—	—	78	1951	Showboat Boykin, FB	10	—	—	60
1989	Randy Baldwin, RB	10	—	—	60	1951	Jimmy Lear, QB	6	23-32	—	59
1988	Bryan Owen, K	0	18-19	11-15	51	1949	Kayo Dottley, FB	14	—	—	84
1987	Bryan Owen, K	0	23-24	12-16	59	1948	Dixie Howell, RHB	5	—	—	30
1986	Bryan Owen, K	0	28-28	8-15	52	1947	Charlie Conerly, LHB	9	—	—	54
1985	Bryan Owen, K	0	23-25	7-12	44	1946	Ray Poole, E	4	5-6	—	29
1984	John Howard, K	0	13-16	13-20	52	1941	Merle Hapes, FB	6	—	—	36
1983	Buford McGee, TB	7	—	—	42	1940	Merle Hapes, FB	12	—	—	72
1982	Todd Gatlin, KS	0	21-22	9-16	48	1940	Junie Hovious, LHB	9	11-19	—	65
1981	Todd Gatlin, KS	0	13-14	10-14	43	1939	Leslie Dodson, FB	4	9-11	—	33
1980	Ken Toler, SE	9	—	—	54	1938	Parker Hall, LHB	11	7-13	—	73
1979	Leon Perry, FB	10	1-1	—	62	1935	Ray Hapes, HB	12	2-2	—	74
1978	Hoppy Langley, KS	0	18-19	11-18	51						

PATS ATTEMPTED

SEASON

Name, Year	No.
1. Gary Wunderlich, 2015	63
2. Joshua Shene, 2008	52
3. Bryson Rose, 2012	49
Jonathan Nichols, 2003	49
Jonathan Nichols, 2001	49
6. Andrew Ritter, 2013	45
Joshua Shene, 2009	45
8. Bryson Rose, 2010	44
9. Gary Wunderlich, 2016	43
10. Cloyce Hinton, 1971	42

CAREER

Name, Years	No.
1. Jonathan Nichols, 2001-04	157
2. Joshua Shene, 2006-09	142
3. Gary Wunderlich, 2014-16	126
4. Bryson Rose, 2009-12	116
5. Bryan Owen, 1985-88	98
6. Brian Lee, 1989-92	87
7. Hoppy Langley, 1976-79	82
8. Tim Montz, 1993-96	77
9. Les Binkley, 1999-2000	75
10. Steve Lavinghouze, 1972-75	74

KICKOFF RETURN RECORDS

SINGLE GAME

Player, Opponent, Date	No	Yds	Avg	LP	TD
1. Mike Wallace, Vanderbilt, 9-20-2008	6	202	33.7	98	1
2. Jeff Scott, LSU, 11-20-2010	7	188	26.9	41	0
3. Marshay Green, Florida, 9-22-2007	6	159	26.5	42	0
4. Deuce McAllister, Arkansas, 11-6-99	3	158	52.7	100	1
5. Deuce McAllister, Alabama, 10-16-99	6	152	25.3	46	0
6. Jesse Grandy, Auburn, 10-31-2009	5	150	30.0	82	1
7. Jesse Grandy, Auburn, 10-30-2010	7	148	21.1	32	0
8. Marshay Green, Missouri, 9-8-2007	6	146	24.3	30	0
9. Jesse Grandy, Mississippi State, 11-28-2009	7	143	20.4	30	0
10. Ronald McClendon, Texas Tech, 9-27-2003	5	141	28.2	41	0
11. Carlos Davis, Vanderbilt, 11-19-2016	5	137	27.4	60	0
12. Bryan Brown, South Carolina, 11-1-2003	6	134	22.3	36	0
John Avery, Alabama, 10-25-97	3	134	44.7	100	1
Doug Cunningham, Mississippi State, 12-5-64	3	134	44.7	81	1
15. Tobias Singleton, Alabama, 10-15-2011	5	131	26.2	47	0
16. Carlos Davis, Mississippi State, 11-26-2016	6	129	21.5	30	0
17. Carlos Davis, LSU, 10-22-2016	6	124	20.7	28	0
18. Jason Armstead, Mississippi State, 11-22-2001	5	123	24.6	30	0
19. Dexter McCluster, Memphis, 9-3-2006	5	122	24.4	39	0
Tyrone Ashley, Alabama, 10-7-89	6	122	20.3	24	0

SEASON

Player, Year	No	Yds	Avg	LP	TD
1. Mike Wallace, 2008	35	861	24.6	98	1
2. Carlos Davis, 2016	33	754	22.8	62	0
3. Jesse Grandy, 2009	29	746	25.7	88	2
4. Deuce McAllister, 1999	25	652	26.1	100	1
5. Jaylen Walton, 2012	26	643	24.7	100	1
6. Marshay Green, 2007	27	631	23.4	42	0
7. Jesse Grandy, 2010	30	627	20.9	51	0
8. Pat Coleman, 1988	28	560	20.0	35	0
9. Tyrone Ashley, 1989	26	530	20.4	90	1
10. Freddie Williams, 1979	26	528	20.3	46	0

11. Jason Armstead, 2001	19	524	27.6	93	1
12. Vincent Brownlee, 1991	22	518	23.5	48	0
13. Tobias Singleton, 2011	21	516	24.6	47	0
14. Jaylen Walton, 2013	25	515	20.6	52	0
15. Willie Goodloe, 1985	22	506	23.0	63	0
16. Jaylen Walton, 2015	27	494	18.3	37	0
17. Mike Wallace, 2007	21	483	23.0	77	1
18. John Avery, 1996	17	473	27.8	100	2
19. Paul Hofer, 1973	19	457	24.1	45	0
20. Ronald McClendon, 2003	18	454	25.2	44	0

CAREER

Player, Years	No	Yds	Avg	LP	TD
1. Jaylen Walton, 2012-15	96	2036	21.2	100	1
2. Mike Wallace, 2005-08	60	1392	23.2	98	2
3. Jesse Grandy, 2009-10	59	1373	23.3	88	2
4. Paul Hofer, 1972-75	51	1133	22.2	45	0
5. Freddie Williams, 1976-79	51	1059	20.8	50	0
6. Tyrone Ashley, 1989-91	49	1043	21.3	90	2
7. Deuce McAllister, 1997-2000	45	992	22.0	100	1
8. Marshay Green, 2006-09	41	984	24.0	62	0
9. Willie Goodloe, 1984-87	48	977	20.4	63	0
10. Malvin Gipson, 1978-81	45	944	20.9	54	0
11. J.R. Ambrose, 1984-87	41	938	22.9	94	1
12. Pat Coleman, 1988-89	44	912	20.7	38	0
13. Doug Cunningham, 1964-66	35	888	25.4	81	1
14. Jason Armstead, 2001-02	38	878	23.1	93	1
15. Carlos Davis, 2012-16	40	856	21.4	62	0
16. John Avery, 1996-97	30	788	26.3	100	3
17. Mark Smith, 1992-95	26	734	28.2	55	0
18. Jeff Scott, 2010-13	33	714	21.6	41	0
19. Ronald McClendon, 2002-03	33	706	21.4	44	0
20. Vincent Brownlee, 1990-91	30	700	23.3	48	0

PUNT RETURN RECORDS

SINGLE GAME

Player, Opponent, Date	No	Yds	Avg	LP	TD
1. Jason Armstead, Memphis, 9-7-2002	8	157	19.6	62	1
2. Will Glover, Chattanooga, 11-15-47	4	151	37.8	75	1
3. Junie Hovious, Georgia, 10-12-40	4	145	36.3	96	1
4. Vincent Brownlee, Vanderbilt, 10-26-91	3	130	43.3	68	1
5. Jackie Flack, Union, 9-21-40	6	120	20.0	—	0
6. Vincent Brownlee, Arkansas, 9-22-90	5	118	23.6	89	1
7. Cory Peterson, SMU, 9-26-98	3	116	38.7	92	1
Doug Cunningham, Southern Miss, 10-15-66	8	116	14.5	57	1
9. Pat Coleman, Memphis State, 9-3-88	5	107	21.4	83	1
10. Marshay Green, Oklahoma State, 1-2-2010	4	106	26.5	63	0
11. Marshay Green, Mississippi State, 11-25-2006	5	105	21.0	47	1
12. Jason Armstead, Mississippi State, 11-28-2002	3	100	33.3	51	0

SEASON

Player, Year	No	Yds	Avg	LP	TD
1. Junie Hovious, 1940	33	498	15.1	96	1
2. Junie Hovious, 1941	36	463	12.9	61	1
3. Doug Cunningham, 1965	33	395	11.9	75	1
4. Jason Armstead, 2002	32	383	12.0	62	1
5. Marshay Green, 2008	35	381	10.9	77	1
6. Tommy James, 1967	27	377	14.0	79	1
7. Mike Espy, 2003	43	369	8.6	37	0
8. Rick Kimbrough, 1973	20	368	18.4	67	0
9. Vincent Brownlee, 1990	33	366	11.1	89	1
Doug Cunningham, 1966	33	366	11.5	64	2
11. Ta'Boris Fisher, 1994	33	347	10.5	56	0
12. Germaine Kohn, 1992	34	332	9.8	57	1

13. Vincent Brownlee, 1991	28	331	11.8	68	1
14. Ta'Boris Fisher, 1993	29	330	11.4	77	1
15. Jerry Tiblier, 1948	9	269	29.9	80	2
16. Jackie Flack, 1940	18	268	14.9	—	0
17. Marshay Green, 2009	26	264	10.2	63	0
18. Bobby Knight, 1971	23	261	11.7	62	0
19. Ta'Boris Fisher, 1996	21	256	12.2	73	1
20. Pat Coleman, 1989	23	242	10.5	47	0

CAREER

Player, Years	No	Yds	Avg	LP	TD
1. Junie Hovious, 1938-41	84	1142	13.6	96	2
2. Ta'Boris Fisher, 1993-96	96	1065	11.1	77	2
3. Doug Cunningham, 1964-66	81	941	11.6	75	3
4. Marshay Green, 2006-09	93	917	9.9	77	3

5. Mike Espy, 2002-05	95	716	7.5	51	1
6. Vincent Brownlee, 1990-91	61	697	11.4	89	2
7. Bobby Knight, 1969-71	56	627	11.2	62	1
8. Jason Armstead, 2001-02	54	579	10.7	62	1
9. Rick Kimbrough, 1973-75	52	518	10.0	67	0
10. Willie Goodloe, 1984-87	64	505	7.9	62	1
11. Michael Harmon, 1979-82	70	492	7.0	54	1
12. Cory Peterson, 1996-99	51	460	9.0	92	1
13. Pat Coleman, 1988-89	44	450	10.2	83	1
14. Tim Moffett, 1981-84	42	418	10.0	66	1
15. Tommy James, 1965-67	31	389	12.5	79	1
16. Jackie Flack, 1940-41	27	383	14.2	—	0
17. Billy Mustin, 1946-49	19	342	18.0	65	2
18. Bobby Wilson, 1946-49	39	313	8.0	—	0
19. Charlie Conerly, 1946-47	28	298	10.3	—	0
20. Jerry Tiblier, 1947-48	11	273	24.8	80	2

PUNTING RECORDS

SINGLE GAME

Player, Opponent, Date	No	Yds	Avg
1. Bill Smith, Southern Miss, 10-20-84	2	169	84.5
2. Jim Miller, Georgia, 10-6-79	1	65	65.0
3. Tyler Campbell, BYU, 9-3-2011	4	227	56.8
4. Gary Wunderlich, Texas A&M, 10-24-2015	3	169	56.3
5. Tyler Campbell, Texas, 9-14-2013	3	165	55.0
Brett Brewer, Memphis State, 9-8-84	2	110	55.0
7. Gary Wunderlich, Alabama, 9-17-2016	3	164	54.7
8. Randall Green, VMI, 9-7-96	1	54	54.0
Merle Hapes, Holy Cross, 11-9-40	3	162	54.0
10. Les Paslay, Mississippi State, 11-28-53	3	161	53.7
11. Will Gleeson, Mississippi State, 11-26-2016	2	104	52.0
Tyler Campbell, Southeast Missouri, 9-7-2013	2	104	52.0
Bill Smith, Memphis State, 11-22-86	2	104	52.0
14. Tyler Campbell, Arkansas, 10-23-2010	6	311	51.8
15. Jim Miller, Memphis State, 9-15-79	6	310	51.7
Riley Myers, Chattanooga, 11-13-71	3	155	51.7
17. Jake Gibbs, LSU, 10-31-59	6	309	51.5
18. Bill Smith, Tennessee, 11-16-85	7	356	50.9
19. Tyler Campbell, Georgia, 9-24-2011	9	457	50.8
20. Will Gleeson, Vanderbilt, 9-26-2015	4	203	50.8

SEASON

Player, Year	No	Yds	Avg
1. Merle Hapes, 1940	23	1123	48.7
2. Bill Smith, 1984	44	2099	47.7
3. Tyler Campbell, 2010	60	2782	46.4
4. Jim Miller, 1977	66	3029	45.9
5. Bill Smith, 1985	79	3581	45.33
6. Charlie Conerly, 1946	53	2399	45.26
7. Merle Hapes, 1941	37	1655	44.7
8. Jim Miller, 1979	53	2362	44.6
9. Tyler Campbell, 2013	51	2266	44.4
10. Bill Smith, 1986	57	2522	44.24
11. Cody Ridgeway, 2003	58	2561	44.16
12. Will Gleeson, 2016	28	1235	44.11
13. Frank Lambert, 1964	50	2205	44.10
14. Tyler Campbell, 2009	43	1890	44.0
15. Gary Wunderlich, 2016	21	917	43.7
16. Tyler Campbell, 2011	72	3137	43.6
17. Jim Miller, 1978	76	3283	43.2
18. Will Gleeson, 2014	58	2491	42.9
19. Cody Ridgeway, 2004	65	2759	42.5
20. Cody Ridgeway, 2002	67	2840	42.4

CAREER

Player, Position, Years	No	Yds	Avg
1. Merle Hapes, FB, 1939-41	69	3176	46.0
2. Gary Wunderlich, K/P, 2014-16	40	1791	44.8
3. Tyler Campbell, P, 2009-13	226	10075	44.6
4. Bill Smith, P, 1983-86	254	11260	44.3
5. Jim Miller, P, 1976-79	266	11549	43.4
6. Charlie Conerly, HB, 1946-47	110	4731	43.0
7. Frank Lambert, P, 1962-64	93	3999	43.0
8. Will Gleeson, P, 2014-16	129	5474	42.4
9. Cody Ridgeway, P, 2001-04	238	10021	42.1
10. Julian Fagan, P, 1967-69	199	8269	41.5
11. Jim Broadway, P, 2012	57	2345	41.1
12. Will Moseley, P, 2005-06	21	858	40.9
13. Darryl Graham, P, 1980-82	172	6898	40.1
14. Chuck Norman, P, 1965-66	127	5088	40.1
15. Parker Hall, HB, 1938	53	2127	40.1
16. Richard Chisolm, P, 1991-92	83	3308	39.9
17. Justin Sparks, P, 2007-09	51	2023	39.7
18. Walter Grant, P, 1994	18	714	39.7
19. Lonny Calicchio, P, 1994-95	102	4018	39.4
20. Bill Farris, DE, 1975	69	2721	39.4

NOTE: Blocked punts and loss of yardage credited to team rather than individual after the 1954 season. Averages for Hapes (3 blocked), Conerly (4), Wilson (2), Day (1), Hovious (5), and Dillard (1) adjusted to conform. Prior to 1965, punters not given credit for 20 yards (touchback) assessed when punt carried over goal line.

DEFENSIVE RECORDS

INTERCEPTIONS

SINGLE GAME

Player, Opponent, Date	No	Yds	TD
1. Gary Hall, Tulane, 11-30-74	3	72	0
Glenn Cannon, LSU, 11-2-68	3	46	0
Todd Sandroni, Georgia, 10-1-88	3	33	1
Gerald Warfield, Houston, 10-22-66	3	29	0
Tommy Luke, Texas, 12-17-65	3	28	0
Ray Brown, Texas, 1-1-58	3	24	0
Don Price, Vanderbilt, 10-25-86	3	11	0
James Kelly, Arkansas, 10-25-52	3	7	0

SEASON

Player, Year	No	Yds	Avg	LP	TD
1. Senquez Golson, 2014	10	162	16.2	59	1
Bobby Wilson, 1949	10	70	7.0	25	0
3. Harry Harrison, 1972	9	129	14.3	32	0
4. Gerald Warfield, 1966	8	77	9.5	28	0
5. Junie Hovious, 1940	7	146	20.9	46	2
Parker Hall, 1938	7	128	18.3	51	0
Alundis Brice, 1993	7	98	14.0	45	2
Glenn Cannon, 1968	7	94	13.4	36	1
Ray Heidel, 1970	7	86	12.3	24	0
Glenn Cannon, 1969	7	63	9.0	36	1
Todd Sandroni, 1987	7	47	6.7	36	0
Todd Sandroni, 1988	7	33	4.7	27	1
Alundis Brice, 1994	7	29	4.1	26	0
14. Harry Harrison, 1973	6	110	18.3	24	0
Chauncey Godwin, 1989	6	91	15.2	58	1
Cody Prewitt, 2013	6	52	8.7	25	0
Von Hutchins, 2002	6	28	4.7	27	0
James Kelly, 1952	6	16	2.7	4	0

CAREER

Player, Years	No	Yds	Avg	LP	TD
1. Bobby Wilson, 1946-49	20	379	18.0	99	2
2. Glenn Cannon, 1967-69	19	180	9.5	36	2
3. Harry Harrison, 1971-73	16	242	15.1	32	0
Senquez Golson, 2011-14	16	232	14.5	59	1
5. Todd Sandroni, 1987-90	15	83	5.5	36	1
6. Junie Hovious, 1939-41	14	230	16.4	46	2
Alundis Brice, 1992-94	14	127	9.1	45	2
8. Cody Prewitt, 2011-14	12	174	14.5	75	1
9. Von Hutchins, 2000-03	11	51	4.6	27	0
10. Syniker Taylor, 1998-2001	10	188	18.8	65	1
Jimmy Patton, 1951-54	10	180	18.0	62	1
Chauncey Godwin, 1988-90	10	139	13.9	58	1
Tommy James, 1965-67	10	119	11.9	32	0
Ray Heidel, 1968-70	10	116	11.6	24	0
Travis Johnson, 2002-05	10	103	10.3	45	2
16. Merle Hapes, 1939-41	9	125	14.0	—	1
Gerald Warfield, 1964-66	9	77	8.6	28	0
Barry Wilburn, 1981-84	9	23	2.6	12	0
19. Charles Sawyer, 2010-13	8	154	19.2	96	1
John Blalack, 1954-56	8	128	16.0	29	1
Danny Boyd, 1992	8	122	15.3	75	1
Jack Reed, 1952-53	8	116	14.5	30	0
Jimmy Heidel, 1963-65	8	113	14.1	89	1
Paige Cothren, 1954-56	8	105	13.1	30	0
Anthony Magee, 1997-2000	8	72	9.0	28	0
James Kelly, 1951-52	8	48	6.0	4	0

† SEC Record ^ Includes one fumble-interception

TACKLES (SINCE 1968)

SEASON

Player, Position, Year	Solo	Assists	Total
1. Jeff Herrod, LB, 1986	81	87	168
2. James Stuart, LB, 1973	82	81	163
3. Jeff Herrod, LB, 1987	78	72	150
4. Abdul Jackson, LB, 1993	65	75	140
5. Abdul Jackson, LB, 1994	77	62	139
Thomas Hubbard, LB, 1981	89	50	139
7. Patrick Willis, LB, 2006	87	50	137
8. Jeff Herrod, LB, 1985	66	70	136
Elmer Allen, DT, 1971	88	48	136
10. Kem Coleman, LB, 1976	92	41	133

YEAR-BY-YEAR TACKLE LEADERS

Year	Player	Solo	Assists	Total
2016	DeMarquis Gates	53	26	79
2015	DeMarquis Gates	46	30	76
2014	Mike Hilton	48	23	71
2013	Serderius Bryant	52	26	78
2012	Denzel Nkemdiche	37	45	82
2011	Mike Marry	46	35	81
2010	Jonathan Cornell	40	40	80
2009	Kendrick Lewis	57	27	84
2008	Kendrick Lewis	50	35	85
2007	Ashlee Palmer	50	39	89
2006	Patrick Willis	87	50	137
2005	Patrick Willis	90	38	128
2004	Charles Clark	57	19	76
2003	Eric Oliver	73	31	104
2002	Eric Oliver	80	49	129
2001	Eddie Strong	52	53	105
2000	Shawn Johnson	45	33	78
1999	Eddie Strong	49	23	72
1998	Armegis Spearman	43	41	84
1997	Broc Kreitz	55	41	96
1996	Nate Wayne	62	53	115
1995	Walker Jones	40	50	90
1994	Abdul Jackson	77	62	139
1993	Abdul Jackson	65	75	140
1992	Abdul Jackson	55	56	111
1991	Gary Abide	58	53	111
1990	Shawn Cobb	63	58	121
1989	Shawn Cobb	72	31	103
1988	Shawn Cobb	57	41	98
1987	Jeff Herrod	78	72	150
1986	Jeff Herrod	81	87	168
1985	Jeff Herrod	66	70	136
1984	Freddie Joe Nunn	53	70	123
1983	Thomas Hubbard	62	51	113
1982	Andre Townsend	81	30	111
1981	Thomas Hubbard	89	50	139
1980	Keith Fourcade	43	26	69
1979	John Peel	46	39	85
1978	Eddy Householder	50	47	97
1977	George Plasketes	75	36	111
1976	Kem Coleman	92	41	133
1975	Ben Williams	81	35	116
1974	Stump Russell	66	30	96
1973	James Stuart	82	81	163
1972	Mackey McKinzie	60	29	89
1971	Elmer Allen	88	48	136
1970	Fred Brister	58	44	102
1969	James Thomas	58	37	95
1968	Frank Trapp	55	46	101

CAREER

Player, Position, Years	Solo	Assists	Total
1. Jeff Herrod, LB, 1984-87	256	272	528
2. Kem Coleman, LB, 1974-77	300	172	472
3. Abdul Jackson, LB, 1991-94	199	195	394
4. Ben Williams, DT, 1972-75	248	129	377
5. Thomas Hubbard, LB, 1981-83	209	147	356
6. Patrick Willis, LB, 2003-06	247	108	355
7. Shawn Cobb, LB, 1987-90	204	139	343
8. Eric Oliver, DB, 2001-04	221	107	328
9. James Stuart, DE-DT-LB, 1971-73	174	134	308
10. Eddie Strong, LB, 1998-99; 2001-02	176	130	306
11. Andre Townsend, DT, 1981-83	195	107	302
12. Freddie Joe Nunn, DE, 1981-84	147	154	301

TACKLES FOR LOSS
(SINCE 1983)

SEASON

Player, Position, Year	TFLs
1. Cassius Ware, LB, 1993	21.0
2. Greg Hardy, DE, 2007	18.5
3. Peria Jerry, DT, 2008	18.0
Derrick Burgess, DE, 2000	18.0
Kendrick Clancy, DT, 1999	18.0
6. Andre Townsend, DT, 1983	17.0
7. Marquis Haynes, DE, 2015	16.5
8. Kendrick Clancy, DT, 1998	15.0
9. Jonathan Cornell, LB, 2010	14.0
Peria Jerry, DT, 2007	14.0
Kelvin Pritchett, DT, 1990	14.0

CAREER

Player, Position, Years	TFLs
1. Derrick Burgess, DE, 1997-2000	42.0
2. Greg Hardy, DE, 2006-09	39.5
3. Marquis Haynes, DE, 2014-16	36.5
4. Cassius Ware, LB, 1992-93	34.0
5. Peria Jerry, DE-DT, 2005-08	33.0
Patrick Willis, LB, 2003-06	33.0
7. Jesse Mitchell, DT, 2000-03	31.5
Kendrick Clancy, DT, 1998-99	31.5
9. Dewayne Dotson, LB, 1992-93	30.0

10. Issac Gross, DT, 2012-16	29.0
Kelvin Pritchett, DT, 1988-90	29.0
12. Jonathan Cornell, LB, 2006-10	27.5
13. C.J. Johnson, DE/LB, 2011-15	27.0

SACKS
(SINCE 1983)

SEASON

Player, Position, Year	Sacks
1. Marquis Haynes, DE, 2015	10.0
Greg Hardy, DE, 2007	10.0
Dewayne Dotson, LB, 1992	10.0
Phillip Kent, LB, 1990	10.0
5. Derrick Burgess, DE, 2000	9.5
6. Cassius Ware, LB, 1993	9.0
Andre Townsend, DT, 1983	9.0
8. Greg Hardy, DE, 2008	8.5
Renard Brown, DE, 1995	8.5
10. Cassius Ware, LB, 1992	8.0
Phillip Kent, LB, 1991	8.0
Kelvin Pritchett, DT, 1990	8.0

CAREER*

Player, Position, Years	Sacks
1. Greg Hardy, DE, 2006-09	26.5
2. Marquis Haynes, DE, 2014-16	24.5
3. Phillip Kent, LB, 1988-91	21.0
4. Kelvin Pritchett, DT, 1988-90	18.0
5. Derrick Burgess, DE, 2000	17.5
6. Cassius Ware, LB, 1992-93	17.0
7. Dewayne Dotson, LB, 1992-93	15.0
8. C.J. Johnson, DE-LB, 2011-15	13.5
9. Charlie Anderson, DE, 2000-03	12.5
10. Peria Jerry, DE-DT, 2005-08	11.5
11. Patrick Willis, LB, 2003-06	11.0
12. Jesse Mitchell, DT, 2000-03	10.5
Eddie Strong, LB, 1998-2002	10.5

* Ben Williams owns the all-time school record with 37.0 career sacks from 1972-75.



Dewayne Dotson (33) and Cassius Ware (40) formed a dynamic duo at inside linebacker for the Rebels from 1992-93. Ole Miss led the nation in total defense in 1993 (234.5 ypg) and ranked sixth in 1992 (264.5 ypg).

TEAM OFFENSE RECORDS

SINGLE GAME

TEAM SCORING

Most Points: 114 vs. Southwest Baptist*, 10-29-1904
Most Touchdowns: 14 vs. West Tenn., 9-28-35
Most TD Rushing: 10 vs. West Tenn., 9-28-35
Most TD Passing: 6 vs. Houston, 9-17-60; 6 vs. Arkansas, 11-3-2001
Most Conversions —
Kicking: 10 vs. UT Martin, 9-5-2015; 10 vs. Fresno State, 9-12-2015
Rushing: 3 vs. Chattanooga, 11-5-60
Passing: 3 vs. Chattanooga, 11-7-59
Consecutive PAT: 10 vs. UT Martin, 9-5-2015; 10 vs. Fresno State, 9-12-2015
Most Field Goals: 6, vs. Texas Tech, 9-27-2003
Most Points in Tie: 50 vs. Boston College, 10-14-49

MOST FIRST DOWNS

Total: 36 vs. Chattanooga, 11-13-71; 36 vs. Memphis, 9-13-80
Rushing: 25 vs. Chattanooga, 11-13-71
Passing: 26 vs. Auburn, 10-29-2016

TOTAL OFFENSE

Most Plays: 100 vs. Wyoming, 9-25-2004
Most Yards: 751 vs. Troy, 11-16-2013

RUSHING

Most Plays: 80 vs. Mississippi State, 11-26-49
Most Yards: 515 vs. Auburn, 11-10-51

PASSING

Most Attempts: 59 vs. Auburn, 10-29-2016
Most Completions: 42 vs. Arkansas, 10-26-2002
Best Percentage: (Min. 10 Att.) 95.0 (19-20) vs. Tulane, 11-6-82
Most Yards: 465 (36-59) vs. Auburn, 10-29-2016

PASS INTERCEPTIONS

Fewest Had Intercepted: 0 (set numerous times)
Most Had Intercepted: 7 by Tennessee, 11-16-68; 7 by Georgia, 10-9-82
Most Yards Ints Ret.: 157 by Kentucky, 10-1-49

TEAM PUNTING

Most Punts: 20 vs. LSU, 11-17-34
Fewest Punts: 0, five times (MR: vs. Presbyterian, 11-8-2014)
Most Punting Yards: 780 vs. LSU, 11-17-34
Best Punting Average: 55.0 (3) at Texas, 9-14-2013

PUNT RETURNS

Most Returns: 13 vs. Union, 9-21-40
Most Yards: 203 vs. Union, 9-21-40
Best Return Average (Min. 5 Returns): 43.3 (3) vs. Vanderbilt, 10-26-91

KICKOFF RETURNS

Most Returns: 11 vs. Alabama, 9-23-89
Most Yards: 234 vs. Alabama, 9-23-89

PENALTIES

Most Against OM: 19 vs. TCU, 10-22-49
Most Yards: 182 vs. Kentucky, 10-25-54
Fewest Against OM: 0, three times (MR: vs. ULL, 9-13-2014)
Fewest Yards: 0, three times (MR: vs. ULL, 9-13-2014)

FUMBLES

Most by OM: 11 vs. Alabama, 1-1-64
Most Lost: 8 vs. Tulane, 9-27-80
Fewest by OM: 0 (set numerous times)
Fewest Lost: 0 (set numerous times)
Most-Fewest Lost: 6-0 vs. Chattanooga, 11-11-61; 6-0 vs. Vanderbilt, 10-22-77; 10-2 vs. George Washington, 10-9-36

* Game stats incomplete

THE REBEL RECORD

Total games played — 1,206 (122 seasons) Won — 660 Lost — 511 Tied — 35
 Perfect Record Teams 1962 (10-0-0)
 Undefeated and Once Tied 1960 (10-0-1)
 Teams with One Defeat 1893, 1894, 1895, 1898, 1903, 1910, 1948, 1952, 1955, 1957, 1959, 1963
 Longest Undefeated Streak 21 Games, 1959-61
 Consecutive Victories 13 Games, 1955-56
 Consecutive Defeats 7 Games, 1974, 2012
 Consecutive Bowl Victories 6, 2002-04-09-10-13-13
 Consecutive Bowl Games 15 Seasons—1957-71
 Scoring— Consecutive Games 151 Games, 1998-2013
 Best Seasons (10-0-0) 1962, (10-0-1) 1960, (10-1-0) 1955, (10-1-0) 1959, (10-3) 2003, (10-3) 2015, (9-1-1) 1957, (8-1-0) 1948, (8-1-2) 1952, (7-1-0) 1910, (7-1-2) 1963, (6-1-0) 1894, (9-2-0) 1954, (9-2-0) 1961
 Top Scoring Teams 2015, 531 points; 2003, 442 points; 2008, 417; 2012, 409; 2016, 391; 2001, 391
 Most Touchdowns 2015, 68; 2001, 55; 2008, 52; 2003, 52; 2012, 51; 2009, 49; 2013, 49; 2014, 49
 Top Defensive Teams 1910, 9 points; 1959, 21; 1963, 33; 1961-62, 40; 1966, 46
 Most Points Allowed 2010, 422 (12 games)
 100th Victory September 26, 1925, 53-0 vs. Arkansas Aggies
 200th Victory September 20, 1947, 14-7 vs. Kentucky
 300th Victory January 1, 1960 (Sugar Bowl), 21-0 vs. LSU
 400th Victory September 8, 1973, 24-6 vs. Villanova
 500th Victory September 5, 1992, 45-21 vs. Auburn
 600th Victory September 27, 2008, 31-30 at Florida

SEASON

TEAM SCORING

Most Points	531	2015
Fewest Points	76	1946
Most Touchdowns	68	2015
Most TD Rushing	33	1959
Most TD Passing	35	2015
Most TD Punt Returns	3	1942, 48
Most TD Kickoff Returns	2	1935,70,96,2009
Most TD Pass Int	4	1938, 2015
Most PAT	66	2015
Most By Kicking	66	2015
Most By Running	3	1969
Most By Passing	6	1959
Most Field Goals	25	2003
Most Tie Games	2	1933,36,52,63
Most Times Shut Out	4	1936

MOST FIRST DOWNS

Rush-Pass-Penalty	341	2015
By Rushing	146	1957
By Passing	182	2015
By Penalty	28	2015

TOTAL OFFENSE

Most Plays	1018	2013
Most Plays Averaged	78.5	1970
Most Yards	6731	2015
Most Yards Averaged	517.8	2015

RUSHING

Most Plays	593	1977
Most Plays Averaged	58.2	1957
Most Yards	3063	1957
Most Yards Averaged	306.3	1957

PASSING

Most Attempts	490	2013
Most Completions	318	2015
Best Percentage	65.0	2015
Most Yards	4351	2015
Most Yards Averaged	334.7	2015
Most Scoring Passes	35	2015

PASS INTERCEPTIONS

Fewest Had Intercepted	5	1957
Fewest Yards Returned	23	1940
Most Had Intercepted	21	1970
Most Yards Returned	412	1949

TEAM PUNTING

Most Punts	96	1938
Fewest Punts	39	1954, 56
Most Punting Yards	3745	1940
Best Average	46.2	2010
Most Punts Had Blocked	4	1940

PUNT RETURNS

Most Punt Returns	56	1940
Most Return Yards	837	1940
Best Return Average	18.8	1948

KICKOFF RETURNS

Most Kickoff Returns	59	2007
Most Return Yards	1268	2007
Best Return Average	24.4	2001

PENALTIES

Most Penalties	96	1949
Most Yards Penalized	929	1994
Fewest Penalties	31	1939
Fewest Yards Penalized	356	1982

FUMBLES

Most by Ole Miss	53	1949
Most Lost	31	1976
Fewest by Ole Miss	8	1993
Fewest Lost	3	1993

TEAM DEFENSE RECORDS

SINGLE GAME

OPPOSITION SCORING

Most Points: 66 by Texas, 9-15-2012
Fewest Points: 0 in 118 games, 1933-2014
Most Touchdowns: 9 by Texas, 9-15-2012
Most TD Rushing: 7 by Tennessee 11-17-51, 7 by Alabama, 9-20-80; 7 by Arkansas, 11-3-2001
Most TD Passing: 6 by Texas Tech, 9-27-2003; 6 by Arkansas, 11-7-2015
Most TD Punt Returns: 3 by LSU, 12-5-70
Most PAT: 9 by Texas, 9-15-2012

OPPOSITION FIRST DOWNS

Most: 39 by Auburn, 10-5-85
Fewest: 1 by Sewanee, 11-12-38; 1 by Union, 9-21-40; 1 by South Carolina, 10-4-47; 1 by Chattanooga, 11-11-61; 1 by South Carolina, 9-23-72
Most Rushing: 28 by Auburn, 10-5-85
Fewest Rushing: 0 by Sewanee, 11-12-38; 0 by Chattanooga, 11-11-61; 0 by Memphis State, 9-19-64; 0 by South Carolina, 9-23-72
Most Passing: 32, Texas Tech, 9-27-2003
Fewest Passing: 0 by 15 teams
Most Penalty: 5 by South Carolina, 10-18-75; 5 by Memphis, 9-27-2014

OPPOSITION TOTAL OFFENSE

Most Plays: 106 by Arkansas, 11-3-2001
Fewest Plays: 24 by South Carolina, 10-4-47
Most Yards: 713 by Texas Tech, 9-27-2003
Fewest Yards: 0 by Sewanee, 11-12-38

OPPOSITION RUSHING

Most Plays: 82 by Auburn, 10-5-85
Fewest Plays: 17 by Texas Tech, 9-27-2003
Most Yards: 531 by Alabama, 10-2-71
Fewest Yards: -64 by Mississippi State, 11-28-2008; -16 by Auburn, 9-5-92; -15 by Florida, 9-28-46; -15 by LSU, 1-1-60 (Sugar Bowl); -13 by Troy, 11-16-2013

QUARTERBACK SACKS

Most Sacks by OM: 11 vs. Mississippi State, 11-28-2008

OPPOSITION PASSING

Most Passes: 64 by Texas Tech, 9-27-2003; 61 by Memphis, 9-1-2007; 59 by Tulane, 10-9-99; 59 by Alabama, 9-19-2015
Fewest Passes: 2 by Tulane, 9-26-36; 2 by Tulane, 10-28-39; 2 by George Washington, 10-9-36; 2 by LSU, 10-29-60
Most Completions: 44 by Texas Tech (64), 9-27-2003; 42 by Texas A&M (53), 10-11-2014; 41 by Memphis (61), 9-1-2007
Fewest Completions: 0 by 5 teams
Best Percentage: 100.0 by Georgia (6-6), 10-9-71
Most Yards Passing: 661 by Texas Tech, 9-27-2003; 442 by Arkansas, 11-7-2015; 419 by Florida State, 9-5-2016
Fewest Yards Passing: 0 by 8 teams; 3 by Kentucky (3 comp.), 9-29-56

PASS INTERCEPTIONS

Most Intercepted by OM: 7 vs. Southwestern, 10-7-39; 7 vs. Houston, 10-22-66
Most Return Yards: 134 vs. George Washington, 10-29-38

OPPOSITION PUNTING

Most Punts: 18 by Union, 9-21-40
Fewest Punts: 1 by LSU, 11-3-45; 1 by Tulane, 11-6-82; 1 by South Carolina, 10-4-2008; 1 by Mississippi State, 11-28-2009; 1 by Auburn, 10-30-2010, 1 by Alabama, 10-15-2011; 1 by LSU, 11-19-2011; 1 by Texas, 9-15-2012; 1 by Texas A&M, 10-6-2012; 1 by Texas A&M, 10-12-2013

Most Yards Punted: 714 by LSU, 11-17-34
Fewest Yards Punted: 9 by South Carolina, 10-4-2008
Best Punting Avg. (7): 54.9 by Southern Miss, 9-30-72
Most Had Blocked: 2 vs. Tennessee, 11-8-47; 2 vs. Memphis State, 9-16-49; 2 vs. Vanderbilt, 10-10-53; 2 vs. Tulane, 10-17-53

OPPOSITION PUNT RETURNS

Most Punt Returns: 9 by LSU, 11-17-34; 9 by Missouri, 9-9-2006
Fewest Punt Returns: 0 by 71 teams
Most Return Yards: 177 by Georgia, 10-12-74
Best Return Average: 57.5 (2) by Tennessee, 11-14-81
Fewest Return Yards: -16 by LSU, 11-1-69
Lowest Return Average: -5.3 by LSU, 11-1-69
Most Returns-Fewest Yards: 4 (-15) by Mississippi State, 11-20-76; 3 (-12) by Tennessee, 11-13-2010; 4 (-6) by Mississippi State, 11-23-91; 4 (-2) by Mississippi State, 11-25-99

OPPOSITION KICKOFF RETURNS

(Minimum of 3)
Most Kickoff Returns: 9 by Memphis State, 9-19-52; 9 by Texas Tech, 9-27-2003
Fewest Kickoff Returns: 0 by 10 teams
Most Return Yards: 243 by Vanderbilt, 9-21-2002
Fewest Return Yards: -1 by Tennessee, 11-18-72; 0 by Alabama, 10-16-99; 2 by Arkansas, 10-20-2007; 4 by Arkansas, 10-27-2012
Best Return Average: 59.5 by Arkansas, 10-21-2006
Lowest Return Average: -0.5 by Tennessee, 11-18-72

OPPOSITION PENALTIES

Most Penalties: 15 by Alabama, 10-21-95; 15 by Florida State, 9-5-2016
Fewest Penalties: 0 by Chattanooga, 11-8-69; 0 by Alabama, 9-10-77; 0 by Memphis State, 9-4-82; 0 by ULL, 9-13-2014
Most Yards: 145 by Auburn, 11-1-2014
Fewest Yards: 0 by Chattanooga, 11-8-69; 0 by Alabama, 9-10-77; 0 by Memphis State, 9-4-82; 0 by ULL, 9-13-2014
Fewest Penalties – Most Yards: 1-36 by LSU, 11-2-68

OPPOSITION FUMBLES

Most Fumbles: 11 by Boston College, 10-5-51; 11 by Memphis State, 9-4-76
Fewest Fumbles: 0 in 78 games
Most Fumbles Lost: 7 by Boston College, 10-5-51; 7 by Memphis State, 9-18-71
Fewest Fumbles Lost: 0 in 186 games
Most Fumbles – Most Lost: 9 (-7) by Memphis State, 9-18-71; 11(-6) by Memphis State, 9-4-76
Most – Fewest Lost: 7 (-1) by Florida, 9-28-46; 8 (-2) by Tennessee, 11-15-75; 8 (-2) by Tulane, 8-31-91
Fewest, Both Teams: 0 vs. Mississippi State, 11-25-44; 0 vs. Tennessee, 11-17-73; 0 vs. Mississippi State, 11-29-97; 0 vs. Alabama, 10-10-98; 0 vs. Arkansas State, 9-11-99; 0 vs. Arkansas, 11-6-99; 0 vs. Mississippi State, 11-22-2001; 0 vs. LSU, 11-22-2003; 0 vs. Memphis, 9-4-2004, 0 vs. Georgia, 9-30-2006; 0 vs. Northwestern State, 11-3-2007; 0 vs. Memphis, 8-30-2008; 0 vs. Arkansas, 10-25-2008; 0 vs. UAB, 10-17-2009; 0 vs. Tennessee, 11-14-2009; 0 vs. Georgia, 9-24-2011; 0 vs. Kentucky, 11-5-2011

SEASON

OPPOSITION SCORING

Most Points	422	2010
Fewest Points	21	1959
Most Touchdowns	52	2010
Fewest Touchdowns	3	1959
Most TD Rushing	31	2016
Fewest TD Rushing	0	1963
Most TD Passing	26	2003
Fewest TD Passing	1	1956, 1957 1959, 1961
Most TD Punt Returns	4	1970
Most TD Kickoff Returns	3	1988
		1939, 1951 1952, 1968 1976, 1977
Most TD Pass Interceptions	3	2005, 2010
Most TD Int. Fumbles	2	1941, 1949
Most PAT	48	2011, 2016
Fewest PAT	2	1954
Most Times Opp. Shut Out	7	1933, 1959

OPPOSITION FIRST DOWNS

Most First Downs	295	1983
Fewest First Downs	71	1963
Most FD Rushing	164	1983
Fewest FD Rushing	41	1963
Most FD Passing	157	2015
Fewest FD Passing	23	1963
Most FD Penalty	48	1983
Fewest FD Penalty	2	1956

OPPOSITION TOTAL OFFENSE

Most Plays	1029	2015
Fewest Plays	439	1963
Most Yards (Net)	5535	2016
Most Yards Averaged	461.2	2016
Fewest Yards (Net)	1221	1963
Fewest Yards Averaged	135.1	1963

OPPOSITION RUSHING

Most Plays	606	1981
Fewest Plays	300	1962
Most Yards (Net)	2956	2016
Most Yards Averaged	255.5	1980
Fewest Yards (Net)	610	1962
Fewest Yards Averaged	67.8	1962

OPPOSITION PASSING

Most Attempts	533	2015
Fewest Attempts	118	1956
Most Completions	319	2015
Fewest Completions	44	1957
Highest Percentage	63.1	2007
Lowest Percentage	31.8	1950
Most Yards	3589	2003
Fewest Yards	500	1957

OPPOSITION PENALTIES

Most Against	101	1995
Most Yards Against	892	1995
Fewest Against	23	1948
Fewest Yards Against	195	1939

PASS INTERCEPTIONS

Most Opp. Passes Int.	28	1940
Fewest Opp. Passes Int.	3	2006
Most Return Yards	431	1938
Fewest Return Yards	54	1989, 2006

OPPOSITION PUNTING

Most Punts	113	1940
Fewest Punts	50	1982, 2006, 2007
Most Yards Punted	4165	1940
Fewest Yards Punted	1859	2006
Best Punting Avg.	43.6	2003, 2014
Lowest Punting Avg.	32.5	1959
Most Punts Had Blocked	5	1947, 1953

OPPOSITION PUNT RETURNS

Most Punt Returns	52	1938
Fewest Punt Returns	6	1961
Most Yards Punt Returns	509	1946
Fewest Yards Punt Returns	27	1961
Best Return Average	14.6	1949
Lowest Return Average	2.3	1990

OPPOSITION KICKOFF RETURNS

Most Kickoff Returns	63	2008
Fewest Kickoff Returns	15	1946, 2005
Most Yards Kickoff Returns	1411	2009
Fewest Yards Kickoff Returns	247	2005
Best Return Average	31.9	1946
Lowest Return Average	12.7	1948

OPPOSITION FUMBLES

Most Fumbles	47	1951, 1976
Most Fumbles Lost	29	1971
Fewest Fumbles	16	2007
Fewest Fumbles Lost	3	1995

ALL-TIME FINAL NATIONAL RANKINGS

Season	AP	UPI	INS	FWAA	Coaches
1941	17	—	—	—	—
1947	13	—	—	—	—
1948	15	—	—	—	—
1952	7	7	7	—	—
1954	6	6	6	—	—
1955	10	9	9	—	—
1957	7	8	8	—	—
1958	11	12	—	—	—
1959	2	2	—	2	—
1960	2	3	—	1	—
1961	5	5	—	—	—
1962	3	3	—	3	—
1963	7	7	—	—	—
1964	—	20	—	—	—
1965	—	17	—	—	—
1966	—	12	—	—	—
1969	8	13	—	—	—
1970	20	—	—	—	—
1971	15	20	—	—	—
1990	21	23	—	—	21
1992	16	16	—	—	16
1997	22	—	—	—	22
1999	22	—	—	—	22
2003	13	—	—	—	14
2008	14	—	—	—	15
2009	20	—	—	—	21
2014	17	—	—	—	19
2015	10	—	—	—	9

THE PERFECT TEAM

1962 ... The year stands as a benchmark of change in the life of Ole Miss.

Legendary Rebel Head Coach John Vaught and his football team not only put together the only perfect season in the history of Ole Miss football, but they also captured the Billingsley, Litkenhous and Sagarin ratings national titles and their fifth SEC championship. The season's highlight came when the Rebels were invited to the prestigious Sugar Bowl, where they defeated the Arkansas Razorbacks 17-13. Vaught garnered SEC Coach of the Year honors.

Those associated with the 1962 team donated the funds for the "Walk of Champions" arch, located at the entrance to the Grove near the Student Union plaza. The site is the route for the football team's traditional "walk through The Grove" on game days. It was dedicated in the fall of 1998.

The purpose of the arch is to remind all athletes that they play for national championships, SEC championships and Ole Miss pride. The names of the coaches,

players, trainers and managers who won the hearts of Rebel fans with their spirit and tenacity are listed on a plaque.

"Joe Wilkins, Larry 'Leo' Johnson and I first discussed the idea of an arch in the fall of 1997 while we were visiting in the Grove, and we agreed to pursue it," said Samuel W. Owen of Nashville, a member of the 1962 team. "We want the arch to stand as a symbol of what can be accomplished with teamwork, loyalty and trust."



TOTAL OFFENSE

SINGLE GAME

Opponent, Date	Total	Total	Play	
	Plays	Gain	Avg	TD
1. Troy, 11-16-2013	93	751	8.1	7
2. New Mexico State, 10-10-2015	69	665	9.6	7
3. UT Martin, 9-5-2015	64	662	10.3	10
4. Presbyterian, 11-8-2014	66	640	9.7	7
5. Memphis, 10-1-2016	88	624	7.1	5
6. Auburn, 11-10-51	62	623	10.1	6
7. Louisiana-Monroe, 9-13-2003	77	612	7.9	7
8. Alabama, 10-4-69	80	609	7.6	5
9. Fresno State, 9-12-2015	72	607	8.4	8
10. Chattanooga, 11-13-71	95	601	6.3	7
11. Arkansas State, 9-16-89	73	591	8.1	4
12. Arkansas, 11-7-2015	66	590	8.9	7
13. Boston College, 10-7-50	75	589	7.8	8
14. Chattanooga, 11-5-49	67	585	8.7	7
15. Arkansas State, 10-11-2003	83	582	7.0	7
16. Fresno State, 9-25-2010	59	578	9.8	6
Texas Tech, 9-27-2003	83	578	7.0	3
18. Memphis State, 9-13-80	85	576	6.8	9
19. Idaho, 10-26-2013	74	572	7.7	7
20. Mississippi State, 11-27-69	87	571	6.6	6

SEASON

Year	Total	Total	Game		Play	
	Plays	Gain	Avg	Avg	TD	
1. 2015	952	6731	517.8	7.1	64	
2. 2013	1018	6153	473.3	6.0	48	
3. 2016	905	5572	464.3	6.2	47	
4. 2003	940	5631	433.2	6.0	49	
5. 2012	962	5509	423.8	5.7	49	
6. 1961	674	4192	419.2	6.3	44	
7. 2014	904	5448	419.1	6.0	49	
8. 2001	839	4565	415.0	5.4	55	
9. 2008	860	5299	407.6	6.2	52	
10. 2009	880	5231	402.4	5.9	49	
11. 2010	826	4798	399.8	5.8	46	
12. 1998	821	4320	392.7	5.3	30	
13. 1980	829	4286	389.6	5.2	36	
14. 1954	664	3875	387.5	5.8	41	
15. 1949	679	3864	386.4	5.7	34	
16. 1969	779	3862	386.2	5.0	39	
17. 1952	748	3833	383.3	5.1	34	
18. 1997	759	4166	378.7	5.5	30	
19. 1990	748	4103	373.0	5.5	36	
20. 1951	701	3726	372.6	5.3	38	

SCORING

SINGLE GAME

Opponent, Date	TD	EP	FG	TP
	1. Southwest Baptist, 10-29-1904	—	—	—
2. W. Tenn. Teach., 9-28-35	14	8	0	92
3. Union, 10-29-1920	—	—	—	86
4. W. Tenn. Normal, 10-1-1921	—	—	—	82
5. UT Martin, 9-5-2015	11	10	0	76
6. Fresno State, 9-12-2015	10	10	1	73
7. Southern Miss, 10-18-69	9	7	2	#69
8. Vanderbilt, 10-27-79	9	9	0	63
9. Memphis State, 9-13-80	9	7	0	61
10. Idaho, 10-26-2013	8	8	1	59
Louisiana-Monroe, 11-15-2008	8	8	1	59

TOP TEAM PERFORMANCES

Louisiana-Monroe, 9-13-2003	8	1	59
Southern Illinois, 9-10-94	8	1	59
14. Louisiana-Lafayette, 9-13-2014	8	0	56
Arkansas, 11-3-2001	4	1	56
Indiana State, 9-9-95	8	0	56
Houston, 11-8-58	8	0	56
18. Fresno State, 9-25-2010	7	2	55
Arkansas State, 10-11-2003	7	2	55
20. Chattanooga, 11-11-61	6	0	54
Memphis State, 9-19-52	6	0	54
Boston College, 10-7-50	6	0	54

Total includes safety

SEASON

Year	TD	EP	FG	TP
1. 2015	68	66	19	531
2. 2003	52	49	25	442
3. 2008	52	52	17	417
4. 2012	51	49	18	409
5. 2016	47	41	22	391
2001	55	48	3	391
7. 2013	49	44	16	390
8. 2009	49	45	15	384
9. 2014	49	47	9	368
10. 2010	46	43	16	367
11. 2002	43	42	15	351
12. 1959	45	34	5	329
13. 1961	47	33	3	326
14. 1971	44	40	5	322
15. 2000	41	37	9	314
16. 1969	42	29	7	307
17. 1999	36	36	14	296
18. 1935	44	28	0	292
19. 1970	39	32	5	285
20. 1954	42	27	0	283

RUSHING

SINGLE GAME

Opponent, Date	No	Net	Avg	TD
	1. Auburn, 11-10-51	53	515	9.7
2. Memphis State, 9-21-51	74	464	6.3	5
3. Chattanooga, 11-10-62	69	454	6.6	6
4. Union, 9-21-40	54	449	8.5	6
5. Vanderbilt, 10-27-79	72	443	6.2	9
6. Tennessee, 11-12-77	74	433	5.9	6
7. Boston College, 10-7-50	59	429	7.3	6
8. Fresno State, 9-25-2010	47	425	9.0	4
9. Chattanooga, 11-5-49	52	419	8.1	5
10. Tennessee, 11-15-75	68	417	6.1	2
11. Tulane, 10-11-57	60	416	6.9	6
12. Memphis State, 11-5-55	51	413	8.1	6
13. Memphis State, 19-22-50	75	412	5.5	5
14. Mississippi State, 11-25-72	74	409	5.5	6
15. Mississippi State, 11-26-49	80	404	5.1	4
16. Presbyterian, 11-8-2014	36	402	11.2	4

SEASON

Year	No	Net	Game		Play
	Avg	Avg	Avg	TD	
1. 1957	582	3063	306.3	5.3	24
2. 1951	559	2796	279.6	5.0	28
3. 1949	531	2529	252.0	4.8	27
4. 1952	578	2429	242.9	4.2	27
5. 1962	467	2152	239.1	4.6	17

6. 1959	528	2391	239.1	4.5	33
7. 1961	472	2365	236.5	5.0	25
8. 1954	489	2321	232.1	4.7	31
9. 1950	541	2303	230.3	4.3	20
10. 1955	472	2294	229.4	4.9	20
11. 1960	475	2283	228.3	4.8	18
12. 1971	580	2394	217.6	4.1	26
13. 1977	593	2342	212.9	3.9	20
14. 1979	555	2334	212.2	4.2	26
15. 1939	399	1898	210.9	4.7	21

PASSING

SINGLE GAME

Opponent, Date	A	C	Yds	TD
	1. Auburn, 10-29-2016	59	36	465
2. Memphis, 10-17-2015	48	34	440	3
3. Alabama, 10-4-69	52	33	436	2
4. Arkansas, 11-9-2013	38	29	428	3
5. Alabama, 9-17-2016	40	26	421	3
6. Arkansas, 10-26-2002	56	42	414	2
7. Arkansas State, 9-16-89	35	23	412	3
8. Texas Tech, 9-27-2003	49	29	409	3
9. Vanderbilt, 11-10-2012	50	31	403	1
10. Auburn, 10-31-2015	52	34	402	2
11. New Mexico State, 10-10-2015	35	25	400	3
12. Fresno State, 9-12-2015	37	26	392	4
13. South Carolina, 11-1-2003	42	30	391	3
14. Arkansas State, 10-11-2003	40	27	390	4
15. Boise State, 8-28-2014	36	25	387	4
Louisiana-Monroe, 9-13-2003	30	24	387	4
17. Vanderbilt, 9-21-2002	41	24	386	2
18. Tennessee, 11-13-82	50	37	381	2
19. Texas Tech, 9-14-2002	57	39	374	3
20. Memphis State, 9-8-90	37	18	373	2

SEASON

Year	A	C	Yards	Pct	Avg	TD
	1. 2015	489	318	4351	65.0	334.7
2. 2016	483	289	3779	59.8	314.9	27
3. 2003	449	282	3718	62.8	286.0	31
4. 2013	490	310	3683	63.3	283.3	24
5. 2001	417	263	2978	63.1	270.7	31
6. 2002	486	283	3437	58.2	264.4	21
7. 2014	428	258	3427	60.3	263.6	24
8. 2012	411	261	3249	63.5	249.9	24
9. 1997	352	228	2667	64.8	242.5	12
10. 2008	340	190	2875	55.9	221.2	27
11. 1995	365	214	2431	58.6	221.0	14
12. 1989	324	175	2426	54.0	220.5	11
13. 2009	377	205	2844	54.4	218.8	20
14. 1969	333	183	2174	55.0	217.4	10
15. 1998	355	196	2382	55.2	216.5	11
16. 1982	364	215	2375	59.1	215.9	12
17. 2007	390	199	2565	51.0	213.8	17
18. 2005	371	197	2293	53.1	208.5	9
19. 1988	354	174	2255	49.2	205.0	15
20. 2000	329	178	2202	54.1	200.2	19

TOTAL DEFENSE

SINGLE GAME

Opponent, Date	Total	Net		Total	
	Plays	Rush	Pass		Yds
1. Sewanee, 11-12-38.....	34	0	—	0	
2. Centenary, 10-14-39.....	41	13	—	2	15
3. Union, 9-21-40.....	33	19	—	0	19
4. Mississippi State, 11-28-2008.56	(-64)	—	—	88	24
Tennessee, 11-12-60.....	42	16	—	8	24
6. Vanderbilt, 10-13-56.....	36	3	—	32	35
7. South Carolina, 10-4-47.....	24	30	—	8	38
8. Mississippi State, 11-26-66...51	2	—	—	40	42
9. Chattanooga, 12-2-61.....	35	42	—	5	47
Memphis State, 9-19-64.....	20	(-5)	—	52	47
11. W. Tenn. Teachers, 11-18-39.39	(-15)	—	—	63	48
12. Vanderbilt, 9-18-93.....	50	32	—	19	51
Southwestern, 10-14-41.....	39	9	—	42	51
Tulane, 10-16-54.....	48	13	—	38	51
South Carolina, 9-23-72....	48	27	—	24	51

SEASON

Year	Total	Total	Game	Play	+TD
	Plays	Gain	Avg	Avg	
1. 1963.....	439	1221	135.7	2.8	3
2. 1962.....	446	1280	142.2	2.8	5
3. 1939.....	444	1293	143.7	2.9	8
4. 1961.....	527	1453	145.3	2.7	3
5. 1959.....	517	1472	147.2	2.9	2
6. 1960.....	542	1675	167.5	2.3	8
7. 1954.....	536	1723	172.3	3.2	6
8. 1966.....	620	1751	175.1	2.8	6
9. 1941.....	532	1672	185.8	3.1	7
10. 1947.....	541	1931	193.1	3.6	14
11. 1956.....	572	1955	195.5	3.4	9
12. 1946.....	461	1786	198.4	3.9	20
13. 1938.....	626	2194	199.4	3.6	14

+ Touchdowns allowed by rush-pass plays

OPPOSITION SCORING

SEASON

Year	TD	EP	FG	TP
1. 1910.....	1	1	1	9
2. 1959.....	3	3	0	21
3. 1963.....	4	3	2	33
4. 1961.....	4	4	4	40
1962.....	6	4	0	40
6. 1966.....	6	5	1	*46
7. 1954.....	7	2	1	47
8. 1957.....	8	4	0	52
9. 1960.....	9	5	1	64
1939.....	10	4	0	64
11. 1958.....	10	4	0	65
12. 1935.....	9	6	0	66
13. 1941.....	+10	4	1	67
14. 1933.....	12	7	0	79

* Total includes safety

+ Two touchdowns scored by interception fumble

OPPOSITION RUSHING

SINGLE GAME

Opponent, Date	No	Gain	Loss	Net
1. Mississippi State, 11-28-2008..27	62	126	-64	
2. Vanderbilt, 10-24-70.....	29	45	67	-22
3. W. Tenn. Teachers, 11-18-39...23	35	50	-15	
LSU, 1-1-60 Sugar Bowl.....	32	49	64	-15
5. Troy, 11-16-2013.....	22	47	60	-13
6. Memphis, 9-4-99.....	30	62	70	-8
Florida, 9-28-46.....	32	75	83	-8
8. Memphis State, 9-19-64.....	25	59	64	-5
9. Tennessee, 10-18-2014.....	28	61	61	0
Sewanee, 11-12-38.....	31	40	40	0
11. Georgia, 9-25-93.....	26	68	67	1
12. Mississippi State, 11-26-66...29	52	50	2	
Southern Miss, 9-29-73.....	39	86	84	2
14. Vanderbilt, 10-13-56.....	26	50	47	3
15. Kentucky, 9-29-62.....	34	71	67	4
16. Tulane, 10-21-61.....	35	74	67	7
17. Centenary, 10-22-38.....	26	66	58	8
18. Southwestern, 10-4-41.....	24	31	22	9
19. Vanderbilt, 10-8-60.....	28	66	55	11
20. LSU, 10-30-65.....	33	71	59	12

SEASON

Year	Plays	Total	Game	Play	TD
		Yds	Avg	Avg	
1. 1962.....	300	610	67.8	2.0	3
2. 1966.....	408	741	74.1	1.8	3
3. 1939.....	302	675	75.0	2.2	4
4. 1963.....	316	699	77.1	2.2	0
5. 1961.....	378	804	80.4	2.1	2
6. 1992.....	413	895	81.4	2.2	10
7. 2008.....	411	1112	85.5	2.7	9
8. 1960.....	386	881	88.1	2.3	4
9. 1954.....	374	901	90.1	2.4	2
10. 1959.....	385	939	93.9	2.4	1
11. 1965.....	410	947	94.7	2.1	8
12. 1946.....	340	876	97.3	2.6	5
13. 1993.....	463	1127	102.5	2.4	8
14. 2003.....	417	1332	102.5	3.2	11
15. 1947.....	380	1075	107.5	2.8	7

OPPOSITION PASSING

SINGLE GAME

Opponent, Date	A	C	I	Pct	Yds
1. Sewanee, 11-12-38.....	3	0	2	00.0	0
Tulane, 10-28-39.....	2	0	0	00.0	0
Union, 9-21-40.....	6	0	0	00.0	0
Arkansas, 11-22-41.....	8	0	0	00.0	0
Tennessee, 11-17-51.....	5	0	0	00.0	0
Tulane, 10-20-56.....	3	0	1	00.0	0
LSU, 11-9-57.....	5	0	0	00.0	0
Alabama, 10-8-88.....	11	0	3	00.0	0
9. Virginia Tech, 12-14-68.....	7	1	2	14.3	2
10. Kentucky, 9-29-56.....	7	3	1	42.9	3
11. Tulane, 9-26-36.....	2	1	0	50.0	5
LSU, 10-29-60.....	2	1	0	50.0	5
Chattanooga, 11-11-61...6	1	1	1	14.3	5
Tulane, 10-19-63.....	9	4	0	44.4	5
15. LSU, 11-4-61.....	4	1	1	25.0	6
16. Miss. Tchrs., 10-8-38....	10	1	2	10.0	7
Georgetown, 9-26-41.....	6	2	0	33.3	7
Georgia, 10-8-77.....	3	2	0	66.7	7
19. South Carolina, 10-4-47...3	1	0	0	33.3	8
Mississippi State, 11-30-578	1	3	12.5	8	
Tennessee, 11-12-60.....	7	2	0	28.6	8

SEASON

Year	A	C	Yards	Pct	Avg	TD
1. 1957.....	133	44	500	33.1	50.0	1
2. 1956.....	118	48	505	40.7	50.6	1
3. 1959.....	132	61	533	46.2	53.3	1
4. 1941.....	158	52	600	32.9	55.6	3
5. 1963.....	123	47	522	38.2	58.0	3
6. 1961.....	149	58	649	38.9	64.9	1
7. 1939.....	142	50	618	35.2	68.7	4
8. 1962.....	146	60	670	41.1	74.4	2
9. 1938.....	177	65	830	36.7	75.6	6
10. 1960.....	156	70	794	44.9	79.4	4
11. 1950.....	163	52	796	31.8	79.6	4
12. 1954.....	162	65	822	40.1	80.2	4
13. 1947.....	161	63	836	39.5	83.6	7
14. 1940.....	183	66	1005	36.1	91.4	6
15. 1958.....	209	86	914	42.1	91.4	2



Peria Jerry and the Rebel defense held Mississippi State to a school-record -64 rushing yards in a dominating 45-0 victory in the 2008 Egg Bowl.

TEAM HIGHS & LOWS

LONGEST WINNING STREAKS

Games	Years
13	1955-56
10	1959-60
10	1960-61
10	1962
10	1971-72
9	1969-70
8	2013-14
8	1958-59
8	1947-48

LONGEST SCORING STREAKS

Games	Years
151	1998-2013
83	1986-93
70	1976-83
67	1986-91
47	1958-62
42	1986-89
41	1968-72
29	1993-95
27	2014-16
24	1950-53
23	1963-65
22	1947-49

LONGEST UNBEATEN STREAKS

Games	Years
21	1959-60
19	1962-63
13	1955-56

HIGHEST WINNING SCORES

Score	Team	Date
114-0	SWBU*	10-29-1904
92-0	W. Tenn. Teachers^	9-28-35
86-0	Union	10-29-20
82-0	W. Tenn. Normal^	10-1-21
76-3	UT Martin	9-5-2015
73-21	Fresno State	9-12-2015
69-7	Southern Miss	10-18-69
64-0	Union	9-26-30
63-28	Vanderbilt	10-27-79
62-0	St. Thomas Hall	10-20-1894
61-0	Hendrix	10-14-16
61-7	Memphis State^	9-13-80
59-0	Louisiana-Monroe	11-15-2008
59-3	Southern Illinois	9-10-94
59-14	Louisiana-Monroe	9-13-2003
59-14	Idaho	10-26-2013
58-0	College of Ozarks	9-24-27
58-0	Chattanooga	11-7-59
56-15	Louisiana-Lafayette	9-13-2014
56-7	Houston	11-8-58
56-0	SWBU*	11-11-1893
56-10	Indiana State	9-9-95

* Now known as Union University
 ^ Now known as Memphis

LOWEST WINNING SCORES

(1933-present)

Score	Team	Date
3-0	Memphis	9-4-99
6-0	Houston	11-8-52
6-0	Centenary	9-28-35
7-6	Mississippi State	11-24-45
7-3	Florida (Gator Bowl)	12-27-58
7-3	Mississippi State	12-1-34
7-3	Memphis State	9-3-77
7-3	Memphis State	9-19-81
7-0	Marquette	10-14-33
9-7	Arkansas	10-26-46
10-6	Memphis	9-2-2005

HIGHEST SCORES-BOTH TEAMS

(1933-present)

Points	Score	Team	Year
114	56-58	Arkansas (7 ot)	11-3-2001
105	52-53	Arkansas (ot)	11-7-2015
97	31-66	Texas	9-15-2012
97	48-49	Jacksonville State (2 ot)	9-4-2010
94	73-21	Fresno State	9-12-2015
94	45-49	Texas Tech	9-27-2003
94	35-59	Alabama	9-20-80
93	55-38	Fresno State	9-25-2010
92	92-0	W. Tenn. Teachers^	9-28-35
91	43-48	Alabama	9-17-2016
91	63-28	Vanderbilt	10-27-79
89	48-41	SMU (ot)	9-26-98
89	27-62	Alabama	10-7-89
87	38-49	West Virginia	12-27-2000
83	43-40	South Carolina	11-1-2003
83	45-38	Vanderbilt	9-21-2002
83	43-40	UNLV (ot)	10-28-2000
82	31-51	Auburn	10-30-2010
81	47-34	Texas Tech	1-2-2009
80	43-37	Alabama	9-19-2015
79	34-45	Florida State	9-5-2016
79	76-3	UT Martin	9-5-2015
79	38-41	Texas A&M	10-12-2013
79	36-43	LSU	11-20-2010
78	34-44	Memphis	9-6-2003
78	17-61	LSU	12-5-70
77	42-35	Kentucky	10-2-2010
76	48-28	Memphis	10-1-2016
76	35-41	LSU	11-17-2012

76	49-27	UCA	9-1-2012
76	28-48	Arkansas	10-26-2002
76	69-7	Southern Miss	10-18-69
75	20-55	Mississippi State	11-26-2016
75	45-30	Mississippi State	11-23-2000

^ Now known as Memphis

LOWEST WINNING SCORES

(Prior to 1933)

Points	Score	Team	Date
1	1-0	Castle Heights (Forfeit)	10-12-12
2	2-0	Memphis Med. College	10-5-10
2	2-0	Memphis A.C.	11-23-1895

HIGHEST SCORES-BOTH TEAMS

(Prior to 1933)

Points	Score	Team	Date
114	114-0	SWBU*	10-29-04
91	0-91	Vanderbilt	10-23-15
86	86-0	Union	10-29-20
82	82-0	W. Tenn. Normal^	10-1-21
76	7-69	Sewanee	11-10-17
73	7-66	Texas	11-17-14
69	0-69	Vanderbilt	10-15-04
67	14-53	Texas	11-13-12
65	0-65	Mississippi A&M~	11-6-15
65	0-65	Sewanee	10-26-07

* Now known as Union University
 ^ Now known as Memphis
 ~ Now known as Mississippi State

LONGEST PLAYS 1914-32

Player (Date)	Opponent	Type	Yards
Jack Burke (10-3-31)	Alabama	Kickoff Return	109
Kirk Haynes (10-30-31)	Marquette	Kickoff Return	104
B.L. "Pinky" Roberts (10-17-14)	LSU	Fumble Return	99
Guy Turnbow (10-8-32)	Howard	Punt	89
Calvin Barbour (11-5-21)	Miss. College	Pass Int.	88
Calvin Barbour (11-5-21)	Tenn. Meds	Kickoff Return	85
Kirk Haynes (10-8-32)	Howard	Rush	82
Tad Smith (11-6-26)	Southwestern	Rush	80
Hubby Walker (11-6-26)	Southwestern	Punt	80
Lacey Biles (1-27-24)	Millsaps	Rush	78
Tad Smith (11-3-28)	Clemson	Punt Return	77
Neal Biggers (10-25-30)	Chicago U.	Punt Return	75
L. A. Ross (10-25-30)	Southwestern	Pass Int.	*69
Calvin Barbour (11-11-22)	Millsaps	Pass Int.	65
Hubby Walker (10-22-27)	Southwestern	Rush	65
L. A. Ross (11-14-30)	Southwestern	Kickoff Return	*65
J. B. Epling (11-11-22)	Hendrix	Kickoff Return	*60
Brad White (11-26-31)	Mississippi St.	Rush	60

* Did Not Score

(NOTE: Modern Ole Miss records, dated from 1933, are presented elsewhere in the Rebel Football Guide. Few team records were kept prior to the formation of the Southeastern Conference. Individual statistical achievements can be presented, however, and the table above is an effort in that direction. Only material, if documented, will be welcome.)

THE LONGEST GAME

The November 3, 2001 contest between Ole Miss and Arkansas in Oxford kicked off at 6:06 p.m. (CT), and four hours and 14 minutes later, coaches, players, fans, media members and an ESPN2 national audience saw a game that will go down in the college football record books.

The Rebels and Razorbacks stood toe-to-toe in an epic, seven over-time battle, that saw the Hogs come out on top 58-56. It is tied for the longest OT game in NCAA history, and it remains the highest scoring game (both teams combined) on the Ole Miss all-time charts.



Jason Armstead (9) is congratulated by Doug Zeigler (89), following one of Armstead's three TDs versus the Razorbacks.

LONGEST PLAYS SINCE 1933

RUSHING

Yards	Player, Opponent, Date
97	John Avery, Arkansas, 11-6-97
92	Ray Brown, Texas, 1-1-58
91	Jaylen Walton, Mississippi State, 11-29-2014
87	Harol Lofton, Arkansas, 10-24-53
86	Dexter McCluster, Oklahoma State, 1-2-2010
85	Showboat Boykin, Mississippi State, 12-1-51
84	Deuce McAllister, Georgia, 11-20-99
83	Jeff Scott, Auburn, 10-30-2010
83	Charlie Conerly, Georgia, 10-10-42
82	Houston Patton, North Texas, 11-7-53
80	Deuce McAllister, Oklahoma, 12-31-99
80	Leon Perry, Mississippi State, 11-20-76
80	Bobby Yandell, Arkansas, 11-22-41
79	Dexter McCluster, Auburn, 10-31-2009
79	Steve Hindman, Virginia Tech, 12-14-68
78	Eugene Brazley, New Mexico State, 10-10-2015
*78	Gene Allen, Southern Miss, 9-29-73
78	Junie Hovious, Tulane, 10-25-41
77	Harol Lofton, Mississippi State, 11-29-52
77	Bobby Wilson, Mississippi State, 11-29-47
76	Steve Hindman, Vanderbilt, 11-25-67
76	Lindy Callahan, Auburn, 11-10-51
75	Jeff Scott, Vanderbilt, 8-29-2013
74	John Avery, Tennessee, 10-6-97
74	Buford McGee, Memphis State, 9-15-79
74	Jimmy Patton, Houston, 11-13-54
73	Jordan Wilkins, Presbyterian, 11-8-2014
72	Deuce McAllister, Mississippi State, 11-23-2000
*72	A. J. Holloway, Mississippi State, 11-26-60
71	Brandon Bolden, Fresno State, 9-25-2010
71	Dexter McCluster, Tennessee, 11-14-2009
71	Merle Hapes, Union, 9-21-40

* Did Not Score

PASSING

Yards	Player, Opponent, Date
*88	Jevan Snead to Mike Wallace, ULM, 11-15-2008
86	Jevan Snead to Shay Hodge, Florida, 9-27-2008
*83	Bo Wallace to Evan Ingram, Miss. St., 11-29-2014
83	Josh Nelson to LeMay Thomas, Miss. St., 11-26-94
83	Glynn Griffing to Charles Morris, Houston, 10-14-61
82	Tom Luke to Tyrone Ashley, Tennessee, 11-16-91
81	Merle Hapes to Junie Hovious, Vanderbilt, 11-4-39
80	Lawrence Adams to Eddie Small, No. Illinois, 11-13-93
79	Eli Manning to Chris Collins, Vanderbilt, 9-21-2002
79	Houston Patton to Dave Dickerson, Villanova, 10-2-54
78	Eli Manning to Mike Espy, Vanderbilt, 9-21-2002
78	Romaro Miller to Syniker Taylor, Arkansas, 11-6-99
78	Jake Gibbs to Bobby Crespino, Vanderbilt, 10-10-59
77	Bo Wallace to Donte Moncrief, Miss. State, 11-24-2012
77	Seth Adams to Mike Wallace, Florida, 9-22-2007
77	Eli Manning to Chris Collins, Miss. State, 11-28-2002
77	Romaro Miller to Cory Peterson, Memphis, 9-5-98
77	Kent Austin to J. R. Ambrose, LSU, 11-3-84
77	Tim Ellis to James Reed, Tulane, 11-30-74
76	Bo Wallace to Cody Core, Boise State, 8-28-2014
75	Bo Wallace to Ja-Mes Logan, Arkansas, 11-9-2013
75	Bo Wallace to Donte Moncrief, Texas, 9-15-2012
75	Bruce Newell to Bobby Wade, LSU, 10-29-66
*74	Rocky Byrd to Jack Stripling, Miss. St., 11-26-49
73	Chad Kelly to Cody Core, Alabama, 9-19-2015
73	Perry Lee Dunn to Larry Smith, Houston, 10-14-61
72	Jevan Snead to Mike Wallace, Miss. State, 11-28-2008
72	Dan Patch to Bob McCain, Tennessee, 10-7-44
72	Clarence Hapes, J. Poole, N. Peters, Union, 9-19-36
71	Romaro Miller to Joe Gunn, Arkansas State, 9-18-99
*71	James Blalack to Leroy Reed, LSU, 11-3-56

* Did Not Score

FIELD GOALS

Prior to 1959, modern-era college field goals were measured from the line of scrimmage to the goalposts. Since 1959, they have been measured from point of origin to the goalposts. To adjust, all goals kicked prior to 1959 were lengthened by seven yards. This rule was a suggested optional in 1958.

Yards	Player, Opponent, Date
59	Cloyce Hinton, Georgia, 10-11-69
58	Cloyce Hinton, Houston, 11-7-70
57	Bryan Owen, Tulane, 11-5-88
54	Jonathan Nichols, Vanderbilt, 8-30-2003
54	Tim Montz, Vanderbilt, 9-21-96
53	Bryson Rose, Arkansas, 10-27-2012
52	Andrew Ritter, Texas, 9-14-2013
52	Joshua Shene, Northwestern State, 11-4-2006
52	Steve Lindsey, Auburn, 9-13-97
52	Bryan Owen, Arkansas State, 9-19-87
52	Cloyce Hinton, Arkansas, 1-1-70
51	Joshua Shene, Auburn, 10-27-2007
51	Jonathan Nichols, Vanderbilt, 8-30-2003
51	Tim Montz, Georgia, 11-23-96
51	Brian Lee, Michigan, 1-1-91
51	Hoppy Langley, Tulane, 11-11-78
50	Andrew Ritter, Idaho, 10-26-2013
50	Will Moseley, Tennessee, 10-1-2005
50	Jonathan Nichols, Arkansas State, 10-12-2002
50	Walter Grant, UT-Chattanooga, 9-11-93
50	Bryan Owen, Vanderbilt, 10-26-85
50	Jon Howard, Vanderbilt, 10-27-84

PUNTING

Yards	Player, Opponent, Date
92	Bill Smith, Southern Miss, 10-20-84
82	Jim Miller, South Carolina, 10-16-76
79	Lonny Calicchio, Auburn, 9-2-95
77	Bill Smith, Southern Miss, 10-20-84
77	Bobby Wilson, Boston College, 10-23-48
77	John Bruce, Mississippi State, 11-25-44
76	Jim Miller, Tulane, 9-18-76
75	Tyler Campbell, Texas, 9-14-2013
75	Cody Ridgeway, Georgia, 11-17-2001
75	Julian Fagan, Memphis State, 12-2-67
75	Lea Paslay, Mississippi State, 11-28-53
75	Erm Smith, Miss. Teachers, 10-8-38
73	Gary Wunderlich, Texas A&M, 10-24-2015
73	Tyler Campbell, BYU, 9-3-2011
71	Tyler Campbell, Alabama, 10-17-2009
71	Jim Miller, Georgia, 10-8-77
71	Charlie Conerly, Vanderbilt, 10-5-46
70	Will Gleeson, Boise State, 8-28-2014
70	Frank Lambert, Memphis State, 9-19-64
70	Charles Flowers, Trinity, 10-4-58
70	Billy Mann, Tennessee, 12-3-38
69	Tyler Campbell, LSU, 11-20-2010
69	Jim Miller, South Carolina, 10-15-77
69	Bobby Franklin, Houston, 11-8-58
69	Charlie Conerly, Vanderbilt, 10-11-47
68	Gary Wunderlich, Alabama, 9-17-2016
68	Tyler Campbell, Georgia Tech, 12-30-2013
68	Julian Fagan, Houston, 10-28-67
68	Bobby Wilson, Kentucky, 10-2-48
67	Will Gleeson, Tennessee, 10-18-2014
67	Randall Green, Arkansas, 11-9-96
67	Charles Childers, Mississippi State, 11-24-90
67	Jim Miller, LSU, 11-3-79
67	Jim Miller, Vanderbilt, 10-22-77

PUNT RETURNS

Yards	Player, Opponent, Date
98	Ray Hapes, Southwestern, 10-5-35
96	Junie Hovious, Georgia, 10-12-40
96	Ray Hapes, Union, 9-19-36
95	Rab Rodgers, W. Tenn. Teachers, 9-28-35
92	Cory Peterson, SMU, 9-26-98
89	Vincent Brownlee, Arkansas, 9-22-90
88	Charlie Conerly, Georgia, 10-10-42

87	Deuce McAllister, Auburn, 9-9-2000
85	Billy Brewer, Chattanooga, 11-7-59
84	Nick Brassell, Georgia, 9-24-2011
83	Pat Coleman, Memphis State, 9-3-88
80	Jerry Tiblier, Tennessee, 11-13-48
79	Tommy James, Southern Miss, 10-21-67
78	Ray Hapes, Mississippi State, 11-25-37
78	Ray Hapes, Saint Louis, 10-9-37
77	Marshay Green, Samford, 9-13-2008
77	Ta'Boris Fisher, Auburn, 9-2-93
75	Doug Cunningham, Memphis State, 9-18-65
75	Will Glover, Chattanooga, 11-15-47
73	Jeff Scott, Texas, 9-14-2013
73	Jesse Grandy, Fresno State, 9-25-2010
73	Ta'Boris Fisher, VMI, 9-7-96
*70	Allen Muirhead, Kentucky, 9-25-54

* Did Not Score

KICKOFF RETURNS

Yards	Player, Opponent, Date
100	Jaylen Walton, Texas, 9-15-2012
100	Deuce McAllister, Arkansas, 11-6-99
100	John Avery, Alabama, 10-25-97
100	John Avery, LSU, 11-16-96
100	Vernon Studdard, Alabama, 10-3-70
98	Mike Wallace, Vanderbilt, 9-20-2008
97	Robert Williams, Arkansas, 11-4-2000
97	John Avery, Arkansas State, 10-26-96
97	Lee Davis, Mississippi State, 11-24-84
96	Ray Hapes, Temple, 10-2-36
94	J.R. Ambrose, Vanderbilt, 10-25-86
93	Jason Armstead, Murray State, 9-1-2001
92	Ray Hapes, Mississippi State, 11-30-35
90	Tyrone Ashley, Tennessee, 11-18-89
*90	Jerome Daly, Mississippi State, 11-21-42
90	Les Dodson, Arkansas, 10-26-40
90	Ray Hapes, W. Tenn. Teachers, 9-28-35
89	Bobby Knight, Tampa, 11-6-71
89	Bo Bowen, Memphis State, 9-23-67
88	Jesse Grandy, UAB, 10-17-2009
86	Vernon Studdard, Chattanooga, 11-14-70

PASS INTERCEPTIONS

Yards	Player, Opponent, Date
103	Louis Guy, Tennessee, 11-17-62
103	Ray Hapes, Ouachita, 10-23-37
99	Dustin Mouzon, Memphis, 9-1-2007
99	Bobby Wilson, Florida, 9-25-48
96	Charles Sawyer, BYU, 9-3-2011
93	Trae Elston, UT Martin, 9-5-2015
89	Jimmy Heidel, Kentucky, 9-26-64
87	Shane Elam, Vanderbilt, 9-19-98
83	Fred Thomas, Florida, 10-1-94
80	Kelvin Robinson, Texas Tech, 9-27-2003
75	Cody Prewitt, Texas A&M, 10-11-2014
75	Danny Boyd, Tulane, 9-29-90
75	Merle Hapes, Georgia, 10-12-40
74	Lee Garner, Houston, 10-3-64
70	Robert Bailey, Virginia Tech, 12-14-68
69	Danny Hooker, Southern Miss, 10-19-68
69	Chuck Morris, Kentucky, 9-30-61
65	Marshay Green, Texas Tech, 1-2-2009
65	Syniker Taylor, Georgia, 11-18-2000
65	Tommy Luke, Kentucky, 9-26-64
62	Jimmy Patton, Tulane, 10-17-53
61	Lee Davis, Tulane, 9-29-84
60	Tyrone Ashley, Michigan, 1-1-91
60	Bud Slay, Boston College, 10-7-50
60	Honey Britt, Georgia, 10-10-42

FUMBLE RETURNS

Yards	Player, Opponent, Date
91	Cassius Ware, Auburn, 9-5-92
87	Jack Odum, South Carolina, 10-4-47
64	Julian Fagan, Houston, 10-25-69
64	Julian Fagan, Southern Miss, 10-21-67
64	Frank Lambert, Tulane, 10-17-64

MISCELLANEOUS RECORDS

THE LAST TIME OLE MISS HAD ...

30 or more first downs	Mississippi State, 2016 (31)
500 yards rushing	Auburn, 1951 (515)
400 yards rushing	Presbyterian, 2014 (402)
300 yards rushing	UT Martin, 2015 (338)
200 yards rushing	Mississippi State, 2016 (208)
400 yards passing	Auburn, 2016 (465)
300 yards passing	Mississippi State, 2016 (320)
600 yards total offense	Memphis, 2016 (624)
500 yards total offense	Mississippi State, 2016 (528)
90 plays total offense	Auburn, 2016 (90)
Four passes intercepted	Vanderbilt, 2011 (5)
Four pass interceptions	Boise State, 2014 (4)
10 sacks	Mississippi State, 2008 (11)
10 penalties	Texas A&M, 2015 (10)
100 yards in penalties	Texas A&M, 2015 (108)
50 points	Arkansas, 2015 (52)
99-yard scoring drive	New Mexico State, 2015 (3 plays; Eugene Brazley 78-yard run)
90-plus yard scoring drive	Texas A&M, 2016 (90 yards, 11 plays; Stringfellow 6-yard pass from Shea Patterson)

THE LAST TIME OLE MISS HELD ITS OPPONENT TO ...

Less than 10 first downs	Vanderbilt, 2014 (9)
10 first downs	Presbyterian, 2014 (10)
Negative yards rushing	Troy, 2013 (-13)
10 yards (or less) rushing	Tennessee, 2014 (0)
100 yards (or less) rushing	Oklahoma State, 2015 (63)
Zero yards passing	Alabama, 1988
No pass completions	Alabama, 1988
10 yards (or less) passing	Georgia, 1977 (7)
100 yards (or less) passing	Wofford, 2016 (72)
Zero yards total offense	Sewanee, 1938
50 yards (or less) total offense	Mississippi State, 2008 (24)
75 yards (or less) total offense	Mississippi State, 2008 (24)
150 yards (or less) total offense	Memphis, 2014 (104)
200 yards (or less) total offense	Texas A&M, 2015 (192)
No touchdowns	Texas A&M, 2015 (3 points)

THE LAST TIME OLE MISS ...

Had two passers throw for 100 yards	Jacksonville State, 2010
	(Nathan Stanley 133, Jeremiah Masoli 109)
Had two passers complete 10 passes	Auburn, 2005
	(Micheal Spurlock, 10-18, Ethan Flatt, 11-17)
Had two passers throw for 2+ touchdowns	UT Martin, 2015
	(Ryan Buchanan 2, Chad Kelly 2)
Had three passers throw 1+ touchdowns	UT Martin, 2015
	(Ryan Buchanan 2, Chad Kelly 2, DeVante Kincade 1)
Had two runners rush for 100 yards	Memphis, 2016
	(Eugene Brazley 124, Akeem Judd 108)
Had two receivers over 100 receiving yards	Auburn, 2014
	(Evan Engram 123, Vince Sanders 105, Laquon Treadwell 103)
Had three receivers over 100 receiving yards	Auburn, 2014
	(Evan Engram 123, Vince Sanders 105, Laquon Treadwell 103)
Had two receivers catch 10 passes	Arkansas, 2002
	(Bill Flowers 11, Chris Collins 10)
Had four receivers catch five passes	Arkansas, 2013
	(Laquon Treadwell 8, Donte Moncrief 7, Ja-Mes Logan 5, Jaylen Walton 5)
Completed a pass to at least 10 different receivers	Auburn, 2016 (10)
Had a 100-yard rusher and a 100-yard receiver	Arkansas, 2015
	(Chad Kelly 110 yards rushing/Laquon Treadwell 132 yards receiving)
Had two players with 200 all-purpose yards	Missouri, 2007
	(BenJarvus Green-Ellis 226, Marshay Green 208)
Returned a punt for a TD	Texas, 2013 (Jeff Scott, 73 yards)
Returned a kickoff for a TD	Texas, 2012 (Jaylen Walton, 100 yards)
Returned an interception for a TD	Memphis, 2016 (Zedrick Woods, 31 yards)
Returned two interceptions for TDs	Fresno State, 2015 (Elston, 38 yards; C. Brown, 22 yards)
Returned a fumble for a TD	Alabama, 2016 (John Youngblood, 44 yards)
Recovered a fumble for a TD	Auburn, 2012 (C.J. Johnson)
Scored two defensive TDs	Fresno State, 2015 (Elston, 38 yards; C. Brown, 22 yards)
Recovered four fumbles in a game	Texas A&M, 2012
Blocked a punt	Vanderbilt, 2015 (Cale Luke)
Blocked a punt for a TD	Mississippi State, 2013 (T. Grant recovered C. Moore's blocked punt)
Blocked an opponent's FG attempt	Arkansas, 2015
	(Tony Bridges blocked Hedlund's 47-yard attempt)
Blocked an opponent's FG attempt for a TD	Louisiana Tech, 2007
	(Brandon Jenkins blocked D. Horwedel's 36-yard attempt, Dustin Mouzon 55-yard return)
Blocked two opponent's FG attempts	Northern Arizona, 2009
Had a punt blocked	Georgia Southern, 2016
Had a punt blocked for a TD	Alabama, 2003

Had a kickoff returned for a TD	Mississippi State, 2012
Had a punt returned for a TD	Alabama, 2016
Had an interception returned for a TD	Mississippi State, 2016
Had a fumble returned for a TD	Alabama, 2016
Missed a PAT kick	Auburn, 2016
Had a PAT kick blocked	Auburn, 2016
Had a PAT kick blocked and returned for a two-point conversion	Auburn, 2009
Blocked an opponent's PAT kick	Florida, 2008 (Kentrell Lockett blocked J. Phillip's attempt)
A successful two-point conversion	LSU, 2016
	(Chad Kelly rush, 2nd quarter)
Had a field goal attempt blocked	Vanderbilt, 2015 (Gary Wunderlich's 29-yard attempt)
Had two field goal attempts blocked	Kentucky, 2005
	(Robert Bass' 39-yd attempt, Matt Hinkle's 44-yard attempt)
Gained a first down off a fake field goal attempt	Georgia, 1995
Scored a touchdown off a fake field goal attempt	Alabama, 2008
	(Jason Cook 9-yard pass from Rob Park)
Gained a first down off a fake punt	Mississippi State, 2016
	(Will Gleeson 14-yard run)
Recovered an onside kick	Alabama, 2016 (Van Jefferson)
Shut out an opponent	Presbyterian, 2014 (48-0)
Was shut out	Arkansas, 2014 (30-0)
Played an overtime game	Arkansas, 2015 (L, 52-53)
Scored a safety	Georgia Tech, 2013
	(Serderius Bryant forces a fumble for 14-yard loss, recovered by GT in the end zone)
Scored 2 safeties in the same game	Northern Illinois, 1993 (team)
Gave up a safety	Louisiana, 2014
Had no turnovers	Mississippi State, 2015
Had no penalties	Alabama, 2011
Defeated a nationally ranked team	Texas A&M, 2016 (29-28, #8 CFP; #10 AP; #11 Coaches)
Was ranked in top 25	Week 8, 2016 (#23 AP; #22 Coaches)
Ended the year ranked in top 25	2015 (#10 AP; #9 Coaches)

THE LAST TIME AN OLE MISS PLAYER ...

Rushed 30 times	BenJarvus Green-Ellis vs. Missouri, 2007 (33)
Rushed 25 times	Akeem Judd vs. Georgia Southern, 2016 (26)
Rushed for 250 yards	Dexter McCluster vs. Tennessee, 2009 (282)
Rushed for 200 yards	Brandon Bolden vs. Fresno State, 2010 (228)
Rushed for 150 yards	Jordan Wilkins vs. Presbyterian, 2014 (171)
Rushed for 100 yards	Akeem Judd vs. Mississippi State, 2016 (107)
Passed for 400 yards	Chad Kelly vs. Auburn, 2016 (465)
Passed for 300 yards	Shea Patterson vs. Mississippi State, 2016 (320)
Attempted 50 passes	Chad Kelly vs. Auburn, 2016 (59)
Attempted 40 passes	Shea Patterson vs. Mississippi State, 2016 (48)
Attempted 30 passes	Shea Patterson vs. Mississippi State, 2016 (48)
Completed 30 passes	Chad Kelly vs. Auburn, 2016 (36)
Completed 20 passes	Shea Patterson vs. Mississippi State, 2016 (27)
Passed for 4 or more TDs	Chad Kelly vs. Florida State, 2016 (4)
Accounted for 6 or more TDs	Chad Kelly vs. Arkansas, 2015 (6 - 3 passing, 3 rushing)
Threw 3 or more interceptions	Chad Kelly vs. Florida State, 2016 (3)
Had 400 yards Total Offense	Shea Patterson at Texas A&M, 2016 (402)
Had 300 yards Total Offense	Shea Patterson vs. Mississippi State, 2016 (393)
Had 100 yards rushing and passing	Chad Kelly vs. Arkansas, 2015
	(110 rushing, 368 passing)
Had 100 yards rushing and receiving	Dexter McCluster vs. Arkansas, 2009
	(123 rushing, 137 receiving)
Had 250 All-Purpose Yards	Dexter McCluster vs. Tennessee, 2009 (324)
Had 200 All-Purpose Yards	Jaylen Walton vs. Arkansas, 2015 (201)
Caught 10 passes	Laquon Treadwell at Memphis, 2015 (14)
Caught 9 passes	Evan Engram vs. Auburn, 2016 (9)
Had 200 receiving yards	Eddie Small vs. Vanderbilt, 1993 (210)
Had 100 receiving yards	Evan Engram at Vanderbilt, 2016 (102)
Scored 10 points kicking	Gary Wunderlich at Texas A&M, 2016 (11)
Scored 4 touchdowns rushing	Dexter McCluster vs. Tennessee, 2009 (4)
Scored 3 touchdowns rushing	Chad Kelly vs. Arkansas, 2015 (3)
Scored 2 touchdowns rushing	Chad Kelly vs. Georgia Southern, 2016 (2)
Scored 3 touchdowns receiving	Laquon Treadwell vs. Oklahoma State, 2015 (3)
Scored 2 touchdowns receiving	Damore'ea Stringfellow vs. Mississippi State, 2016 (2)
Scored a touchdown passing and receiving	Laquon Treadwell at Memphis, 2015
Scored a touchdown rushing, passing and receiving	Bo Wallace vs. Auburn, 2012
Intercepted 3 passes	Don Price vs. Vanderbilt, 1986 (3)
Intercepted 2 passes	Zedrick Woods vs. Memphis, 2016 (2)
Forced 3 fumbles	Rory Johnson vs. Vanderbilt, 2006 (3)
Recovered 2 fumbles	Kentrell Lockett at Auburn, 2011 (2)
Punted for a 70-yard game average	Bill Smith vs. Southern Miss, 1984 (2-84.5)
Kicked a 45-yard Field Goal	Gary Wunderlich vs. Auburn, 2016 (49)
Kicked a 50-yard Field Goal	Andrew Ritter vs. Idaho, 2013 (50)
Kicked five field goals in game	Bryson Rose vs. Louisiana, 2010 (5)
Kicked four field goals in game	Bryson Rose vs. Vanderbilt, 2012 (4)
Kicked three field goals in game	Gary Wunderlich at Texas A&M, 2016 (3)

THE BATTLE FOR THE GOLDEN EGG

The following is the background as to how the Ole Miss-Mississippi State football game came to be known as the "Battle of the Golden Egg" or even "The Egg Bowl." Many of the excerpts are reprinted from the book "Mississippi Mayhem," written by William Banner, III.

1926

Up until the 1926 meeting in Starkville, Ole Miss had only claimed five victories in the previous 23 football contests between the Rebels and Bulldogs. Thus, when Ole Miss claimed a 7-6 victory over then Mississippi A&M College, a celebration was due at Scott Field after that '26 contest.

Oddly, huge roars went up from both sides at the final whistle, not just from the Ole Miss stands. While the A&M players walked slowly off the field with heads bowed, wrote one newsman, the Maroon student section stood and sang the alma mater.

But on the east side, pandemonium. Well wishers rushed "like madmen onto the field," Webb Burke said in his 1957 interview. Some fans made a dash for the goal posts. Irate Aggie supporters took after the ambitious Ole Miss group with cane bottom chairs, and fights broke out. The mayhem continued until most of the chairs were splintered.

As explained by the Reveille, A&M yearbook, "A few chairs had to be sacrificed over the heads of these to persuade them that was entirely the wrong attitude."

As described in a story for the Commercial Appeal by Ben Hilbun, who one day would become president of the Starkville school, "The phantom of victory, that for thirteen years eluded Ole Miss, returned to the bearded Berserkers ... and they won over A&M, their traditional rivals, 7 to 6." Ole Miss students fought for the goal posts, he continued, "but were restrained."

Ole Miss fans couldn't believe their victory. Through all their 13 defeats since 1910 (they did not play in 1912, 1913 and 1914) they had only scored in three games, counted just 33 points to A&M's 327, an average of 25-3.

Injuries to players were expected. But not to spectators. Ole Miss and A&M students, shocked by the battle that erupted after the game, vowed that it must not happen again. The result was the Golden Egg, a trophy to cool the heat of battle, instituted the following season by joint agreement of the two student bodies.

1927

The Golden Egg was first proposed by members of Iota Sigma, an Ole Miss honorary activities fraternity. As thoughts of last year's game, Iota Sigma proposed that a trophy be awarded in a dignified ceremony designed to calm excited fans. One proposal that was rejected was to send the goal posts to the winning side each year.

A&M approved the suggestion of an award, and Ole Miss, two weeks before the game, officially added its approval. The trophy, to be called "The Golden Egg", would be a regulation-size gold-plated football mounted

on a pedestal. Costs of approximately \$250 would be shared by both schools. Ole Miss students held a tag day to raise funds.

The joint resolution of the two student bodies declared they agreed on the trophy "in order to effect a better understanding in athletic relations, to foster clean sportsmanship, and to promote a lasting tradition..."

A brand-new series between the University of Mississippi and Mississippi A&M College began on Thanksgiving Day, 1927; the first Battle of the Golden Egg.

Of course, it was the Ole Miss-A&M slugfest, played before a crowd of 14,000 for the first possession of the gold football which was to become symbolic of supremacy in this annual feud-battle.

It was actually the 25th meeting of the two combatants. And for the second time in four years it was Push versus Pass, a heavier line versus a lighter passing attack. And once again the Pushers prevailed, except this time the pushing team was Ole Miss. The score was 20-12.

Unlike the previous year's brawl ending, the 1927 game closed with a highly dignified ceremony, the first presentation of the Golden Egg. As previously agreed in the inception of the egg, the schools first sang their alma maters, Ole Miss, as winner, sang first. The captains of the two teams, presidents of the two student bodies and the heads of the two schools met in the center of the field. B.M. Walker, president of A&M, presented the trophy to Alfred Hume, chancellor of the University, who turned it over to Ole Miss captain Applewhite.

The Egg is one of the most treasured possessions of either school. It is engraved with the score of each year's game and stands in a place of honor. When a tie occurred, the previous year's winner kept it for the first half of the year, then it went to the other school.

1978

The Ole Miss-Mississippi State series took on a new twist in 1978, a season which saw the Rebels 4-6 and the Bulldogs 6-4 heading into the season finale. As Steve Doyle of the Jackson, Miss., Clarion-Ledger reported in the Nov. 20 edition, "In a year in which neither team will be remembered, the Battle of the Golden Egg is a bowl game. Intense, heated, unbelievable in its lore, this one is for supremacy of the season. Bragging rights, recruiting edges and sheer pride are the guts of it. Every cliché you've ever heard about a single game applies to it."

In 1978, with both teams apparently out of the bowl picture, Executive Sports Editor Tom Patterson decided to do something extra to spice up coverage of the annual grudge match, instructing his staff to follow the "Egg Bowl" theme throughout the week. The result was an award winning special section on Sunday, which recounted in great detail the Rebels' stunning 27-7 victory over the highly-favored Bulldogs. In that game, John Fourcade made his first start at quarterback to become the first Ole Miss freshman since 1945 to receive the starting nod at the signal-caller slot. The special section was a big success and the die was cast. Patterson's idea, for the most part, has been continued by the paper since 1978. Although it's officially the "Battle of the Golden Egg," most members of the media now refer to the annual bloodletting simply as the "Egg Bowl."

1983

In one of the series' most memorable battles, Ole Miss claimed a pulsating 24-23 victory over Mississippi State in Jackson, but it took some heroics on the part of the Rebels and a 40 miles-per-hour crosswind to decide the outcome. Down 17-0, Ole Miss got on the board when Timmy Moffett returned a punt 66 yards for a touchdown with 1:21 remaining in the first half. However,



Nov. 28, 2015: For the first time in 12 years, Ole Miss left Starkville with a victory, beating No. 21 Mississippi State 38-27 to retain the Golden Egg Trophy. It marked consecutive Egg Bowl victories for the first time since winning three straight from 2002-04.

the Bulldogs added to their lead after the break, and the Rebels found themselves trailing 23-7 to start the fourth quarter. With the wind now at its back, Ole Miss utilized two fumble recoveries and an interception to take a late 24-23 advantage. But State made one last try and moved the ball to the Rebel 10 yardline with 24 seconds left. On fourth down, MSU kicker Artie Cosby attempted a 27-yard field goal, but as true as it was between the uprights, the ball never got there as the wind just slapped it down to give Ole Miss its first on-the-field winning season in eight years at 6-5 and a berth in the Independence Bowl.

1991-92

"The Battle of the Golden Egg" returned to campus in 1991 as Mississippi State hosted Ole Miss in Starkville. It marked the first on-campus meeting between the two teams since 1972. Vaught-Hemingway Stadium in Oxford was the site of the 1992 game, which Ole Miss won, 17-10 thanks to a thrilling goal-line stand. The series continues to rotate between campus sites.

1995

Ole Miss rode a school-record rushing performance and a stingy second-half deficit to a 13-10 victory over Mississippi State to regain the Egg Bowl Trophy. The win gave the Rebels a winning season and head coach Tommy Tuberville a triumph over the school's biggest rival in his first Egg Bowl game. Dou Innocent rushed for a record 242 yards on 39 carries to help the Rebels overcome an early 10-0 deficit. The Bulldogs never entered Ole Miss territory in the second half.

1997

The 1997 contest provided another close contest and perhaps the most exciting finish ever in the series. Stewart Patridge hit Andre Rone for a 10-yard TD pass with 25 seconds left and then found Cory Peterson over

the middle on the two-point conversion attempt to give the Rebels a 15-14 win over Mississippi State. The win propelled the Rebels to their first bowl game since the 1992 Liberty Bowl when they were rewarded with an invite to the inaugural Ford Motor City Bowl in Pontiac, Mich.

2000

Running back Deuce McAllister rushed for three touchdowns and passed for another to lead Ole Miss to a 45-30 victory on Thanksgiving Night. With it being Senior Night in Oxford, McAllister hooked up with fellow fourth-year Rebel Romaro Miller on a 20-yard halfback option TD toss. McAllister finished with 121 yards rushing on 24 carries, while Miller threw for 127 yards and ran for another 60. The win returned the Golden Egg to Oxford after a two-year absence.

2003

Eli Manning passed for 260 yards and three touchdowns to lead the Rebels to a 31-0 shutout win in his final regular-season collegiate game. The Ole Miss defense held the Bulldogs to only 91 yards passing and picked off one Mississippi State pass in Jackie Sherrill's final game as head coach on a rainy evening in Starkville. The win propelled the Rebels to the Cotton Bowl and their first 10 win season since 1971. The game was also the final of six straight Egg Bowls (1998-2003) played on Thanksgiving and televised nationally by ESPN.

2008

Jevan Snead threw for 213 yards and four touchdowns and Greg Hardy had three of Ole Miss' school-record 11 sacks, as the Rebels beat Mississippi State 45-0 in the most lopsided Egg Bowl in 37 years. The Rebels finished with a school-record minus-64 rushing yards allowed and 14 tackles for loss. Defensive end Greg Hardy and tackle Peria Jerry led the charge. Jerry had four tackles for loss, including two sacks.

2012

Paced by a three-touchdown performance from wide receiver Donte Moncrief, Ole Miss defeated No. 24 Mississippi State, 41-24. Moncrief had seven catches for a career-high 173 yards, the fourth-most in a single game in Ole Miss history. Quarterback Bo Wallace threw five touchdowns on the night. The Egg Bowl win propelled Ole Miss to its first bowl berth in three years and provided momentum that later saw the Rebels earn a BBVA Compass Bowl victory over Pitt in January and land the best signing class in school history the next month.

2014

Bo Wallace passed for nearly 296 yards, Evan Engram had a career-high 176 receiving yards and Jaylen Walton rushed for a career-high 148 yards to lead the No. 18 Rebels to a 31-17 win over No. 4 Mississippi State. Of his 14 carries, none were bigger than a highlight-reel 91-yard touchdown run that proved to be the game-winning score for the Rebels. The Egg Bowl win capped a 9-3 regular season for the Rebels and earned them a berth in the Chick-fil-A Peach Bowl.

2015

For the first time in 12 years, Ole Miss left Starkville with a victory. The Rebels scored 21 first-quarter points on their way to a 38-27 win, their second-straight Egg Bowl and first in Starkville since the 2003 season. Thanks to a potent offense, the Rebels set the single-season total offense record on the night and scored the most points in Starkville since the 1971 season. Quarterback Chad Kelly broke the school record for passing yards in a season with 236 yards and two touchdowns.

This year's "Battle for the Golden Egg" will take place on Thanksgiving, Nov. 23, at Davis Wade Stadium in Starkville. The matchup will be the 114th meeting between the two schools and the 90th Egg Bowl.

THE "EGG BOWL" SERIES

OLE MISS LEADS 57-27-5

Date	Site	Results
Nov. 24, 1927	Oxford	Ole Miss 20, Mississippi State 12
Nov. 29, 1928	Starkville	Ole Miss 20, Mississippi State 19
Nov. 30, 1929	Oxford	Ole Miss 7, Mississippi State 7
Nov. 27, 1930	Starkville	Ole Miss 20, Mississippi State 0
Nov. 26, 1931	Oxford	Ole Miss 25, Mississippi State 14
Nov. 24, 1932	Starkville	Ole Miss 13, Mississippi State 0
Dec. 2, 1933	Oxford	Ole Miss 31, Mississippi State 0
Dec. 1, 1934	Jackson	Ole Miss 7, Mississippi State 3
Nov. 30, 1935	Oxford	Ole Miss 14, Mississippi State 6
Nov. 21, 1936	Starkville	Mississippi State 26, Ole Miss 6
Nov. 25, 1937	Oxford	Mississippi State 9, Ole Miss 7
Nov. 26, 1938	Starkville	Ole Miss 19, Mississippi State 6
Nov. 25, 1939	Oxford	Mississippi State 18, Ole Miss 6
Nov. 23, 1940	Starkville	Mississippi State 19, Ole Miss 0
Nov. 29, 1941	Oxford	Mississippi State 6, Ole Miss 0
Nov. 21, 1942	Starkville	Mississippi State 34, Ole Miss 13
Nov. 26, 1944	Oxford	Ole Miss 13, Mississippi State 8
Nov. 24, 1945	Starkville	Ole Miss 7, Mississippi State 6
Nov. 23, 1946	Oxford	Mississippi State 20, Ole Miss 0
Nov. 29, 1947	Starkville	Ole Miss 33, Mississippi State 14
Nov. 27, 1948	Oxford	Ole Miss 34, Mississippi State 7
Nov. 26, 1949	Starkville	Ole Miss 26, Mississippi State 0
Dec. 2, 1950	Oxford	Ole Miss 27, Mississippi State 20
Dec. 1, 1951	Starkville	Ole Miss 49, Mississippi State 7
Nov. 29, 1952	Oxford	Ole Miss 20, Mississippi State 14
Nov. 28, 1953	Starkville	Ole Miss 7, Mississippi State 7
Nov. 27, 1954	Oxford	Ole Miss 14, Mississippi State 0
Nov. 24, 1955	Starkville	Ole Miss 26, Mississippi State 0
Dec. 1, 1956	Oxford	Ole Miss 13, Mississippi State 7
Nov. 30, 1957	Starkville	Ole Miss 7, Mississippi State 7

Date	Site	Results
Nov. 29, 1958	Oxford	Ole Miss 21, Mississippi State 0
Nov. 28, 1959	Starkville	Ole Miss 42, Mississippi State 0
Nov. 26, 1960	Oxford	Ole Miss 35, Mississippi State 9
Dec. 2, 1961	Starkville	Ole Miss 37, Mississippi State 7
Nov. 1, 1962	Oxford	Ole Miss 13, Mississippi State 6
Nov. 30, 1963	Starkville	Ole Miss 10, Mississippi State 10
Dec. 5, 1964	Oxford	Mississippi State 20, Ole Miss 17
Nov. 27, 1965	Starkville	Ole Miss 21, Mississippi State 0
Nov. 26, 1966	Oxford	Ole Miss 24, Mississippi State 0
Dec. 2, 1967	Starkville	Ole Miss 10, Mississippi State 3
Nov. 30, 1968	Oxford	Ole Miss 17, Mississippi State 17
Nov. 27, 1969	Starkville	Ole Miss 48, Mississippi State 22
Nov. 26, 1970	Oxford	Mississippi State 19, Ole Miss 14
Nov. 25, 1971	Starkville	Ole Miss 48, Mississippi State 0
Nov. 25, 1972	Oxford	Ole Miss 51, Mississippi State 14
Nov. 24, 1973	Jackson	Ole Miss 38, Mississippi State 10
Nov. 23, 1974	Jackson	Mississippi State 31, Ole Miss 13
Nov. 22, 1975	Jackson	Ole Miss 13, Mississippi State 7
Nov. 20, 1976	Jackson	**Mississippi State 28, Ole Miss 11
Nov. 19, 1977	Jackson	**Mississippi State 18, Ole Miss 14
Nov. 25, 1978	Jackson	Ole Miss 27, Mississippi State 7
Nov. 24, 1979	Jackson	Ole Miss 14, Mississippi State 9
Nov. 22, 1980	Jackson	Mississippi State 19, Ole Miss 14
Nov. 21, 1981	Jackson	Ole Miss 21, Mississippi State 17
Nov. 20, 1982	Jackson	Mississippi State 27, Ole Miss 10
Nov. 19, 1983	Jackson	Ole Miss 24, Mississippi State 23
Nov. 24, 1984	Jackson	Ole Miss 24, Mississippi State 3
Nov. 23, 1985	Jackson	Ole Miss 45, Mississippi State 27
Nov. 22, 1986	Jackson	Ole Miss 24, Mississippi State 3
Nov. 21, 1987	Jackson	Mississippi State 30, Ole Miss 20

Date	Site	Results
Nov. 26, 1988	Jackson	Ole Miss 33, Mississippi State 6
Nov. 25, 1989	Jackson	Ole Miss 21, Mississippi State 11
Nov. 24, 1990	Jackson	Ole Miss 21, Mississippi State 9
Nov. 23, 1991	Starkville	Mississippi State 24, Ole Miss 9
Nov. 28, 1992	Oxford	Ole Miss 17, Mississippi State 10
Nov. 27, 1993	Starkville	Mississippi State 20, Ole Miss 13
Nov. 26, 1994	Oxford	Mississippi State 21, Ole Miss 17
Nov. 25, 1995	Starkville	Ole Miss 13, Mississippi State 10
Nov. 30, 1996	Oxford	Mississippi State 17, Ole Miss 0
Nov. 29, 1997	Starkville	Ole Miss 15, Mississippi State 14
Nov. 26, 1998	Oxford	Mississippi State 28, Ole Miss 6
Nov. 25, 1999	Starkville	Mississippi State 23, Ole Miss 20
Nov. 23, 2000	Oxford	Ole Miss 45, Mississippi State 30
Nov. 22, 2001	Starkville	Mississippi State 36, Ole Miss 28
Nov. 28, 2002	Oxford	Ole Miss 24, Mississippi State 12
Nov. 27, 2003	Starkville	Ole Miss 31, Mississippi State 0
Nov. 27, 2004	Oxford	Ole Miss 20, Mississippi State 3
Nov. 26, 2005	Starkville	Mississippi State 35, Ole Miss 14
Nov. 25, 2006	Oxford	Ole Miss 20, Mississippi State 17
Nov. 23, 2007	Starkville	Mississippi State 17, Ole Miss 14
Nov. 28, 2008	Oxford	Ole Miss 45, Mississippi State 0
Nov. 28, 2009	Starkville	Mississippi State 41, Ole Miss 27
Nov. 27, 2010	Oxford	Mississippi State 31, Ole Miss 23
Nov. 26, 2011	Starkville	Mississippi State 31, Ole Miss 3
Nov. 24, 2012	Oxford	Ole Miss 41, Mississippi State 24
Nov. 28, 2013	Starkville	Mississippi State 17, Ole Miss 10 (OT)
Nov. 29, 2014	Oxford	Ole Miss 31, Mississippi State 17
Nov. 28, 2015	Starkville	Ole Miss 38, Mississippi State 27
Nov. 26, 2016	Oxford	Mississippi State 55, Ole Miss 20

**Ole Miss won by forfeit

OLE MISS BOWL HISTORY

Ole Miss has a proud tradition of bowling that dates back to 1935, including what once was a national record of consecutive bowl appearances — from 1957 to 1972. It is a high standard of excellence which present-day Ole Miss football teams continue to strive for.

Ed Walker coached the first Ole Miss bowl team, the high-scoring outfit of 1935 which outplayed, but was nipped by Catholic University, 20-19, in the 1936 Orange Bowl.

The next bowl for the Rebels was for the 1947 squad, a 12-year wait. But from there, with Coach John Howard Vaught at the Ole Miss helm, bowls came and kept coming after the Rebels following each season. Vaught took the Rebs to the ill-fated Delta Bowl in 1948, as the 1947 SEC Champions beat Texas Christian 13-9. Vaught had to wait until 1952 to go bowling again, but from that point forward, the Rebel mentor made post-season games a habit that was hard to break.

All-in-all, the Rebels participated in six Sugar Bowls, two Gators, one Cotton, two Bluebonnets, two Liberties, one Sun and one Peach during that run of 15 straight. Vaught's personal bowl record was 10-8, while Billy Kinard's 1971 Rebels, with a 9-2 record, earned a bid to play Georgia Tech in the Peach Bowl, which produced a 41-18 triumph.

Ole Miss dropped out of the bowl picture after that 1971 Peach Bowl appearance with Georgia Tech. When Billy Brewer became head coach prior to the 1983 season, the Rebels had not been bowling for 12 years. During Brewer's 11 years as head coach, Ole Miss went to five bowls, twice to the Independence, twice to the Liberty, and once to the Gator. Brewer was 3-2 as a coach in bowl games.

The Rebels returned to postseason action in 1997 for the first time since the 1992 Liberty Bowl, and for the first time under Tommy Tuberville, as Ole Miss was invited



to the inaugural Ford Motor City Bowl in Pontiac, Mich., where they defeated Marshall 34-31.

The Rebels then followed with what was probably the biggest upset of the 1998 bowl season, as Ole Miss defeated heavily favored Texas Tech, 35-18, in the Sanford Independence Bowl in head coach David Cutcliffe's debut. Ole Miss went 4-1 in the five bowl games it played in under Cutcliffe as head coach, including three victories in the Independence Bowl, and one victory in the Cotton Bowl (2004).

Ole Miss returned to the Cotton Bowl in 2009 and 2010 under Houston Nutt, who led the Rebels to 47-34 and 21-7 victories, respectively.

Under first-year head coach Hugh Freeze, Ole Miss defeated Pittsburgh 38-17 in the BBVA Compass Bowl on Jan. 5, 2013. The Rebels set a number of BBVA Compass Bowl records, including most points scored by a team

(38). Ole Miss followed that with a 25-17 win over Georgia Tech in the Music City Bowl in Nashville, Tennessee, on Dec. 30, 2013.

The Rebels made consecutive New Year's Six bowl appearances beginning with the Peach Bowl in 2014 and followed up the 2015 season with a record-setting 48-20 win over Oklahoma State in the Sugar Bowl on January 1, 2016. As a unit, the Rebels put up 554 yards of total offense, the most of any Ole Miss team in any bowl game, and also broke the previous record for points in a bowl game.

Editor's Note: Most of this section on Ole Miss' Bowl History was compiled and written by the late Billy Gates. Gates served as Sports Information Director at Ole Miss for 35 years until his death on Nov. 5, 1976. While serving as SID at Ole Miss, he helped promote 29 Rebels to All-America status in the sport of football and was a charter member of the CoSIDA Hall of Fame.

OLE MISS BOWL RESULTS

WON 24, LOST 13 (.649 win pct., 2nd-best in nation)

Date	Bowl	Opponent	Score	Coach	Date	Bowl	Opponent	Score	Coach
1-1-36	Orange	Catholic U.	19-20	Ed Walker	12-10-83	Independence	Air Force	3-9	Billy Brewer
1-1-48	Delta	TCU	13-9	John H. Vaught	12-20-86	Independence	Texas Tech	20-17	Billy Brewer
1-1-53	Sugar	Georgia Tech	7-24	John H. Vaught	12-28-89	Liberty	Air Force	42-29	Billy Brewer
1-1-55	Sugar	Navy	0-21	John H. Vaught	1-1-91	Gator	Michigan	3-35	Billy Brewer
1-2-56	Cotton	TCU	14-13	John H. Vaught	12-31-92	Liberty	Air Force	13-0	Billy Brewer
1-1-58	Sugar	Texas	39-7	John H. Vaught	12-26-97	Motor City	Marshall	34-31	Tommy Tuberville
12-27-58	Gator	Florida	7-3	John H. Vaught	12-31-98	Independence	Texas Tech	35-18	David Cutcliffe
1-1-60	Sugar	LSU	21-0	John H. Vaught	12-31-99	Independence	Oklahoma	27-25	David Cutcliffe
1-2-61	Sugar	Rice	14-6	John H. Vaught	12-28-00	Music City	West Virginia	38-49	David Cutcliffe
1-1-62	Cotton	Texas	7-12	John H. Vaught	12-27-02	Independence	Nebraska	27-23	David Cutcliffe
1-1-63	Sugar	Arkansas	17-13	John H. Vaught	1-2-04	Cotton	Oklahoma State	31-28	David Cutcliffe
1-1-64	Sugar	Alabama	7-12	John H. Vaught	1-2-09	Cotton	Texas Tech	47-34	Houston Nutt
12-19-64	Bluebonnet	Tulsa	7-14	John H. Vaught	1-2-10	Cotton	Oklahoma State	21-7	Houston Nutt
12-18-65	Liberty	Auburn	13-7	John H. Vaught	1-5-13	BBVA Compass	Pittsburgh	38-17	Hugh Freeze
12-17-66	Bluebonnet	Texas	0-19	John H. Vaught	12-30-13	Music City	Georgia Tech	25-17	Hugh Freeze
12-30-67	Sun	Texas-El Paso	7-14	John H. Vaught	12-31-14	Peach Bowl	TCU	3-42	Hugh Freeze
12-14-68	Liberty	Virginia Tech	34-17	John H. Vaught	1-1-16	Sugar Bowl	Oklahoma State	48-20	Hugh Freeze
1-1-70	Sugar	Arkansas	27-22	John H. Vaught					
1-2-71	Gator	Auburn	28-35	John H. Vaught					
12-30-71	Peach	Georgia Tech	41-18	Billy Kinard					

REBELS' BOWL SERIES RECORDS

Bowl	Gms	W	L	PF	PA
Sugar	9	6	3	180	125
Cotton	5	4	1	120	94
Independence	5	4	1	112	92
Liberty	4	4	0	102	53
Gator	3	1	2	38	73
Bluebonnet	2	0	2	7	33
Music City.....	2	1	1	63	66
Peach.....	2	1	1	43	60
BBVA Compass	1	1	0	38	17
Delta	1	1	0	13	9
Motor City.....	1	1	0	34	31
Orange.....	1	0	1	19	20
Sun.....	1	0	1	7	14
Totals.....	37	24	13	764	645

OUTSTANDING PLAYER AWARDS

SUGAR BOWL

*Ray Brown, QB, 1958
 Bobby Franklin, QB, 1960
 Jake Gibbs, QB, 1961
 Glynn Griffing, QB, 1963
 Archie Manning, QB, 1970
 Chad Kelly, QB, 2016
 * Lone unanimous choice in Sugar Bowl history

COTTON BOWL

Eagle Day, QB, 1956 - Most Valuable Back
 Buddy Alliston, LG, 1956 - Most Valuable Lineman
 Eli Manning, QB, 2004 - Most Valuable Offensive Player
 Josh Cooper, DE, 2004 - Most Valuable Defensive Player
 Dexter McCluster, WR, 2009 - Most Valuable Offensive Player
 Marshay Green, DB, 2009 - Most Valuable Defensive Player
 Dexter McCluster, RB-WR, 2010 - Most Valuable Offensive Player

INDEPENDENCE BOWL

Andre Townsend, DT, 1983 - Most Valuable Player, Defense
 Dwayne Nesmith, 1983 - Scholar Athlete Award
 Mark Young, QB, 1986 - Most Valuable Player, Offense
 Jeff Noblin, 1986 - Scholar Athlete Award
 Kendrick Clancy, DT, 1998 - Most Valuable Player, Defense
 Romaro Miller, QB, 1998 - Most Valuable Player, Offense
 Tim Strickland, CB, 1999 - Most Valuable Player, Defense
 Eli Manning, QB, 2002 - Most Valuable Player, Offense

LIBERTY BOWL

Charles Hinton, C, 1965 - Outstanding Offensive Lineman
 Lee Garner, LLB, 1965 - Outstanding Defensive Lineman
 Steve Hindman, TB, 1968 - MVP; Outstanding Offensive Back
 Robert Bailey, M, 1968 - Outstanding Defensive Back
 Worthy McClure, T, 1968 - Outstanding Offensive Lineman
 Randy Baldwin, RB, 1989 - MVP; Outstanding Offensive Player
 Jeff Carter, FS, 1989 - Outstanding Defensive Player
 Shawn Cobb, LB, 1989 - Outstanding Student-Athlete Award
 Russ Shows, QB, 1992 - Outstanding Offensive Player
 Cassius Ware, LB, 1992 - MVP; Outstanding Defensive Player

GATOR BOWL

Bobby Franklin, QB, 1958 - Most Valuable Player, Winning Team
 Archie Manning, QB, 1971 - Most Valuable Player, Losing Team
 Tyrone Ashley, DB, 1991 - Most Valuable Player, Losing Team

BLUEBONNET BOWL

Mac McClure, LB, DE, 1996 - Outstanding Ole Miss Player

MUSIC CITY BOWL

Bo Wallace, QB, 2013 - Most Valuable Player

PEACH BOWL

Norris Weese, QB, 1971 - Most Valuable Player, Offense
 Crowell Armstrong, LB, 1971 - Most Valuable Player, Defense

BBVA COMPASS BOWL

Bo Wallace, QB, 2013 - Most Valuable Player

MOTOR CITY BOWL

Stewart Patridge, QB, 1997 - Most Valuable Player

OLE MISS IN BOWL RECORD BOOK

BOWL WINNING PCT. (min 25 app.)

1.	Southern California (34-17).....	.667
2.	OLE MISS (24-13)649
3.	Oklahoma State (17-10)630
4.	Florida State (26-16-2)622
5.	Syracuse (15-9-1)620
6.	Penn State (28-17-2)617
7.	Georgia (30-19-3)613
8.	Alabama (37-25-3)592
9.	Oklahoma (29-20-1)590
10.	Auburn (23-16-2)585

BOWL VICTORIES

1.	Alabama	37
2.	Southern California	34
3.	Georgia	30
4.	Oklahoma	29
5.	Tennessee	28
6.	Texas	27
7.	Nebraska	26
	Florida State	26
9.	Georgia Tech	25
	LSU	25
11.	OLE MISS	24
12.	Auburn	23
13.	Penn State	22
	Ohio State	22
	Florida	22
	Clemson	22

Other SEC schools:

Texas A&M	17
Arkansas	15
Missouri	15
Mississippi State.....	12
Kentucky	8
South Carolina	8
Vanderbilt	4

BOWL APPEARANCES

1.	Alabama	65
2.	Texas	53
	Nebraska	53
4.	Georgia	52
	Tennessee	52
6.	Southern California.....	51
7.	Oklahoma	50
8.	LSU	48
9.	Penn State	47
	Ohio State	47
11.	Michigan	45
12.	Georgia Tech	44
	Florida State	44
14.	Florida	43
15.	Arkansas	42
16.	Auburn	41
	Clemson	41
18.	Miami (Fla.)	38
	Texas A&M	38
20.	OLE MISS	37
	Texas Tech	37

Other SEC schools:

Missouri	31
South Carolina	21
Mississippi State.....	20
Kentucky	16
Vanderbilt	8

OLE MISS BOWL RECORDS

TEAM OFFENSE RECORDS

MOST POINTS: 48 (vs. Oklahoma State, 2016 Sugar)
FEWEST POINTS: 0 (vs. Navy, 1955 Sugar; vs. Texas, 1966 Bluebonnet)
MOST TOUCHDOWNS: 6 (vs. Texas, 1958 Sugar; vs. Air Force, 1989 Liberty; vs. Texas Tech, 2009 Cotton; vs. Oklahoma State, 2016 Sugar)
MOST TOUCHDOWNS PASSING: 4 (vs. Oklahoma State, 2016 Sugar)
MOST FIELD GOALS: 3 (vs. West Virginia, 2000 Music City)
MOST PATS: 6 (vs. Air Force, 1989 Liberty; vs. Texas Tech, 2009 Cotton, vs. Oklahoma State, 2016 Sugar)
MOST FIRST DOWNS: 30 (vs. Air Force, 1989 Liberty)
FEWEST FIRST DOWNS: 5 (vs. Navy, 1955 Sugar)
MOST FIRST DOWNS RUSHING: 13 (vs. Texas, 1958 Sugar; vs. Air Force, 1989 Liberty)
FEWEST FIRST DOWNS RUSHING: 2 (vs. Texas-El Paso, 1967 Sun; vs. TCU, 2014 Peach)
MOST FIRST DOWNS PASSING: 20 (vs. Texas Tech, 1986 Independence)
FEWEST FIRST DOWNS PASSING: 1 (vs. Navy, 1955 Sugar; vs. Auburn, 1965 Liberty)
MOST PLAYS — TOTAL OFFENSE: 88 (vs. Texas Tech, 1986 Independence)
FEWEST PLAYS — TOTAL OFFENSE: 48 (vs. Florida, 1958 Gator)
MOST RUSHING PLAYS: 50 (vs. Oklahoma State, 2010 Cotton)
FEWEST RUSHING PLAYS: 7 (vs. Florida, 1958 Gator)
MOST PASSING PLAYS: 51 (vs. West Virginia, 2000 Music City)
FEWEST PASSING PLAYS: 7 (vs. Florida, 1958 Gator)
MOST PASSES COMPLETED: 31 (vs. Texas Tech, 1986 Independence)
FEWEST PASSES COMPLETED: 2 (vs. Florida, 1958 Gator)
MOST RUSH-PASS YARDS: 554 (vs. Oklahoma State, 2016 Sugar)
FEWEST RUSH-PASS YARDS: 109 (vs. Texas-El Paso, 1967 Sun)
MOST YARDS RUSHING: 304 (vs. Texas, 1958 Sugar)
FEWEST YARDS RUSHING: 9 (vs. TCU, 2014 Peach)
MOST YARDS PASSING: 388 (vs. West Virginia, 2000 Music City)
FEWEST YARDS PASSING: 24 (vs. Auburn, 1965 Liberty)
MOST PASSES INTERCEPTED BY OLE MISS: 4 (vs. Navy, 1955 Sugar; vs. Texas, 1958 Sugar; vs. Rice, 1961 Sugar; vs. Texas, 1968 Bluebonnet vs. Oklahoma State, 2010 Cotton)
FEWEST PASSES INTERCEPTED BY OLE MISS: 0 (vs. Air Force, 1983 Independence; vs. Marshall, 1997 Motor City)
MOST PENALTIES — YARDS: 12-93 (vs. West Virginia, 2000 Music City)
FEWEST PENALTIES — YARDS: 2-10 (vs. Rice, 1961 Sugar)
MOST FUMBLES — LOST: +11-6 (vs. Alabama, 1964 Sugar)
FEWEST FUMBLES — LOST: 0-0 (vs. Auburn, 1965 Liberty; vs. Texas, 1966 Bluebonnet; vs. Arkansas, 1970 Sugar; vs. Marshall, 1997 Motor City; vs. Oklahoma State, 2016 Sugar)

TEAM DEFENSE RECORDS

MOST POINTS: 49 (by W. Virginia, 2000 Music City)
FEWEST POINTS: 0 (by LSU, 1960 Sugar; by Air Force, 1992 Liberty)
MOST TOUCHDOWNS: 7 (by West Virginia, 2000 Music City)
FEWEST TOUCHDOWNS: 0 (by Florida, 1958 Gator; by LSU, 1960 Sugar; by Alabama, 1964 Sugar; by Air Force, 1983 Independence, by Air Force, 1992 Liberty)
MOST TOUCHDOWNS RUSHING: 3 (by Texas, 1966 Bluebonnet; by Georgia Tech, 1971 Peach; by Oklahoma State, 2004 Cotton)

FEWEST TOUCHDOWNS RUSHING: 0 (by TCU, 1948 Delta; by Florida, 1958 Gator; by LSU, 1960 Sugar; by Arkansas, 1963 Sugar; by Alabama, 1964 Sugar; by Air Force, 1983 Independence; by Air Force, 1992 Liberty; by Oklahoma, 1999 Independence; by Oklahoma State, 2010 Cotton; by Pittsburgh, 2013 BBVA Compass)
MOST TOUCHDOWNS PASSING: 5 (by West Virginia, 2000 Music City)
FEWEST TOUCHDOWNS PASSING: 0 (by TCU, 1948 Delta; by TCU, 1956 Cotton; Texas, 1958 Sugar; by Florida, 1958 Gator; LSU, 1960 Sugar; by Rice, 1961 Sugar; by Alabama, 1964 Sugar; by Auburn, 1965 Liberty; by Texas, 1966 Bluebonnet; by Virginia Tech, 1968 Liberty; by Air Force, 1983 Independence; by Texas Tech, 1986 Independence; by Air Force, 1992 Liberty; by Oklahoma State, 2016 Sugar)
MOST FIELD GOALS: 4 (by Alabama, 1964 Sugar); 2 (by Arkansas, 1963 Sugar)
MOST PAT: 7 (by West Virginia, 2000 Music City)
FEWEST PAT: 0 (by Florida, 1958 Gator; by LSU, 1960 Sugar; by Rice, 1961 Sugar; Texas, 1962 Cotton; by Alabama, 1964 Sugar; by Georgia Tech, 1971; Peach; by Air Force, 1983 Independence; Air Force, 1992 Liberty)
MOST FIRST DOWNS: 35 (by Michigan, 1991 Gator)
FEWEST FIRST DOWNS: 6 (by LSU, 1960 Sugar; by Arkansas, 1963 Sugar)
MOST PLAYS — TOTAL OFFENSE: 85 (by Michigan, 1991 Gator)
FEWEST PLAYS — TOTAL OFFENSE: 47 (by Arkansas, 1963 Sugar)
MOST RUSHING PLAYS: 63 (by Air Force, 1983 Independence)
FEWEST RUSHING PLAYS: 23 (by Marshall, 1997 Motor City)
MOST PASSING PLAYS: 58 (by Texas Tech, 2009 Cotton)
FEWEST PASSING PLAYS: 5 (by TCU, 1956 Cotton)
MOST PASSES COMPLETED: 39 (by Oklahoma, 1999 Independence)
FEWEST PASSES COMPLETED: 1 (by Virginia Tech, 1968 Liberty)
MOST RUSH-PASS YARDS: 715 (by Michigan, 1991 Gator)
FEWEST RUSH-PASS YARDS: 74 (by LSU, 1960 Sugar)
MOST YARDS RUSHING: 391 (by Michigan, 1991 Gator)
FEWEST YARDS RUSHING: -15 (by LSU, 1960 Sugar)
MOST YARDS PASSING: 390 (by Oklahoma, 1999 Independence)
FEWEST YARDS PASSING: 2 (by Virginia Tech, 1968 Liberty)
MOST PASSES INTERCEPTED: 5 (by Texas, 1962 Cotton)
MOST PENALTIES — YARDS: 12 — 120 (Virginia Tech, 1968 Liberty)
FEWEST PENALTIES: 1 (Navy, 1955 Sugar)
FEWEST YARDS PENALIZED: 2-12 (Air Force, 1989 Liberty)
MOST FUMBLES — LOST: 7-4 (by Texas, 1958 Sugar)
FEWEST FUMBLES — LOST: 0-0 (by Navy, 1955 Sugar; by Arkansas, 1963 Sugar; by Tulsa, 1964 Bluebonnet; by Auburn, 1965 Liberty; by Texas-El Paso, 1967 Sun; by West Virginia, 2000 Music City; by Oklahoma State, 2004 Cotton; by Oklahoma State, 2016 Sugar)

INDIVIDUAL OFFENSE RECORDS

Most Plays — Total Offense

- 62 Mark Young (12 running, 50 passing), vs. Texas Tech, 1986 Independence
- 50 Eli Manning (6 running, 44 passing), vs. Nebraska, 2002 Independence
- 50 Stewart Patridge (3 running, 47 passing), vs. Marshall, 1997 Motor City
- 48 Archie Manning (13 running, 35 passing), vs. Arkansas, 1970 Sugar
- 45 Bo Wallace (13 running, 32 passing), vs. Georgia Tech, 2013 Music City

- 43 Chad Kelly (10 running, 33 passing), vs. Oklahoma State, 2016 Sugar
- 42 John Darnell (9 running, 33 passing), vs. Air Force, 1989 Liberty
- 40 Bo Wallace (8 running, 32 passing), vs. Pittsburgh, 2013 BBVA Compass
- 39 Dexter McCluster (34 running, 5 receiving), vs. Oklahoma State, 2010 Cotton
- 39 Archie Manning (11 running, 28 passing), vs. Auburn, 1971 Gator
- 39 Archie Manning (11 running, 28 passing), vs. Virginia Tech, 1968 Liberty
- 39 Glynn Griffing (16 running, 23 passing), vs. Arkansas, 1963 Sugar
- 39 Glynn Griffing (10 running, 29 passing), vs. Texas, 1962 Cotton

Most Yards — Total Offense

- 375 Chad Kelly (73 running, 302 passing), vs. Oklahoma State, 2016 Sugar
- 342 Bo Wallace (86 running, 356 passing), vs. Georgia Tech, 2013 Music City
- 335 Stewart Patridge (3 running, 332 passing), vs. Marshall, 1997 Motor City
- 314 Mark Young (-29 running, 343 passing), vs. Texas Tech, 1986 Independence
- 312 Archie Manning (39 running, 273 passing), vs. Arkansas, 1970 Sugar
- 290 Jevan Snead (-2 running, 292 passing), vs. Texas Tech, 2009 Cotton
- 289 Eli Manning (-24 running, 313 passing), vs. Nebraska, 2002 Independence
- 275 Archie Manning (95 running, 180 passing), vs. Auburn, 1971 Gator
- 260 Eli Manning (1 running, 259 passing), vs. Oklahoma State, 2004 Cotton
- 260 John Darnell (-1 running, 261 passing), vs. Air Force, 1989 Liberty)
- 257 Glynn Griffing (15 running, 242 passing), vs. Arkansas, 1963 Sugar
- 253 Romaro Miller (32 running, 221 passing), vs. W. Virginia, 2000 Music City
- 229 Dexter McCluster (184 running, 45 receiving), vs. Oklahoma State, 2010 Cotton
- 212 Romaro Miller (-4 running, 216 passing), vs. Texas Tech, 1998 Independence
- 208 Glynn Griffing (45 running, 163 passing), vs. Texas, 1962 Cotton
- 187 Romaro Miller (-15 running, 202 passing), vs. Oklahoma, 1999 Independence
- 187 Charlie Conerly (0 running, 187 passing), vs. TCU, 1948 Delta
- 181 Ray Brown (157 running, 24 passing), vs. Texas, 1958 Sugar
- 178 Bo Wallace (27 running, 151 passing), vs. Pittsburgh, 2013 BBVA Compass
- 177 Russ Shows (14 running, 163 passing), vs. Air Force, 1992 Liberty
- 167 Bobby Franklin (19 running, 148 passing), vs. LSU, 1960 Sugar
- 167 Eli Manning (0 running, 167 passing), vs. W. Virginia, 2000 Music City

Most Yards — Rushing

- 184 Dexter McCluster (34 plays), vs. Oklahoma State, 2010 Cotton
- 177 Randy Baldwin (14 plays), vs. Air Force, 1989 Liberty
- 157 Ray Brown (15 plays), vs. Texas, 1958 Sugar

133	Tremaine Turner (20 plays) vs. Oklahoma State, 2004 Cotton
121	Deuce McAllister (17 plays) vs. Oklahoma, 1999 Independence
121	Steve Hindman (15 plays), vs. Virginia Tech, 1968 Liberty
119	Greg Ainsworth (28 plays), vs. Georgia Tech, 1971 Peach
111	Buford McGee (22 plays), vs. Air Force, 1983 Independence
110	John Avery (27 plays), vs. Marshall, 1997 Motor City
101	Brandon Bolden (11 plays), vs. Texas Tech, 2009 Cotton
99	Dexter McCluster (14 plays), vs. Texas Tech, 2009 Cotton
96	I'Tavius Mathers (6 plays) vs. Pittsburgh, 2013 BBVA Compass
95	Archie Manning (11 plays), vs. Auburn, 1971 Gator
94	Bo Bowen (12 plays), vs. Arkansas, 1970 Sugar
86	Bo Wallace (13 plays), vs. Georgia Tech, 2013 Music City
79	Deuce McAllister (27 plays), vs. Texas Tech, 1998 Independence
79	Paige Cothren (12 plays), vs. TCU, 1956 Cotton
75	Mike Dennis (15 plays), vs. Auburn, 1965 Liberty
73	Chad Kelly (10 plays), vs. Oklahoma State, 2016 Sugar
73	Mike Dennis (17 plays), vs. Tulsa, 1964 Bluebonnet
72	Jimmy Heidel (16 plays), vs. Auburn, 1965 Liberty
71	Deuce McAllister (8 plays), vs. Marshall, 1997 Motor City

Most Yards — Passing

343	Mark Young vs. Texas Tech, 1986 Independence
332	Stewart Patridge vs. Marshall, 1997 Motor City
313	Eli Manning vs. Nebraska, 2002 Independence
302	Chad Kelly vs. Oklahoma State, 2016 Sugar
292	Jevan Snead vs. Texas Tech, 2009 Cotton
273	Archie Manning vs. Arkansas, 1970 Sugar
259	Eli Manning vs. Oklahoma State, 2004 Cotton
256	Bo Wallace vs. Georgia Tech, 2013 Music City
242	Glynn Griffing vs. Arkansas, 1963 Sugar
221	Romaro Miller vs. W. Virginia, 2000 Music City
216	Romaro Miller vs. Texas Tech, 1998 Independence
202	Romaro Miller vs. Oklahoma, 1999 Independence
187	Charlie Conerly vs. TCU, 1948 Delta
180	Archie Manning vs. Auburn, 1971 Gator
167	Jevan Snead vs. Oklahoma State, 2010 Cotton
167	Eli Manning vs. W. Virginia, 2000 Music City
163	Russ Shows vs. Air Force, 1992 Liberty
163	Glynn Griffing vs. Texas, 1962 Cotton
151	Bo Wallace vs. Pittsburgh, 2013 BBVA Compass
150	Russ Shows vs. Michigan, 1991 Gator
148	Bobby Franklin vs. LSU, 1960 Sugar
141	Archie Manning vs. Virginia Tech, 1968 Liberty

Most Passes Attempted

50	Mark Young vs. Texas Tech, 1986 Independence
47	Stewart Patridge vs. Marshall, 1997 Motor City
44	Eli Manning vs. Nebraska, 2002 Independence
35	Archie Manning vs. Arkansas, 1970 Sugar
33	Chad Kelly vs. Oklahoma State, 2016 Sugar
33	John Darnell vs. Air Force, 1989 Liberty
32	Bo Wallace vs. Pittsburgh, 2013 BBVA Compass
32	Bo Wallace vs. Georgia Tech, 2013 Music City
31	Eli Manning vs. Oklahoma State, 2004 Cotton
31	Romaro Miller vs. W. Virginia, 2000 Music City
29	Jevan Snead vs. Texas Tech, 2009 Cotton
29	Glynn Griffing vs. Texas, 1962 Cotton
28	Romaro Miller vs. Oklahoma, 1999 Independence
28	Archie Manning vs. Virginia Tech, 1968 Liberty
28	Charlie Conerly vs. TCU, 1948 Delta
27	Kelly Powell vs. Air Force, 1983 Independence
24	Jim Weatherly vs. Tulsa, 1964 Bluebonnet

23	Jevan Snead vs. Oklahoma State, 2010 Cotton
23	Romaro Miller vs. Texas Tech, 1998 Independence
23	Bruce Newell vs. Texas-El Paso, 1967 Sun
23	Glynn Griffing vs. Arkansas, 1963 Sugar

Most Passes Completed

31	Mark Young (31x50), vs. Texas Tech, 1986 Independence
29	Stewart Patridge (29x47), vs. Marshall, 1997 Motor City
25	Eli Manning (25x44), vs. Nebraska, 2002 Independence
22	Bo Wallace (22x32), vs. Georgia Tech, 2013 Music City
22	Bo Wallace (22x32), vs. Pittsburgh, 2013 BBVA Compass
22	Eli Manning (22x31), vs. Oklahoma State, 2004 Cotton
21	Chad Kelly (21x33), vs. Oklahoma State, 2016 Sugar
21	Archie Manning (21x35), vs. Arkansas, 1970 Sugar
19	John Darnell (19x33), vs. Air Force, 1989 Liberty
19	Archie Manning (19x28), vs. Auburn, 1971 Gator
18	Jevan Snead (18x29), vs. Texas Tech, 2009 Cotton
18	Romaro Miller (18x28), vs. Oklahoma, 1999 Independence
16	Jim Weatherly (16x24), vs. Tulsa, 1964 Bluebonnet
16	Romaro Miller (16x31), vs. W. Virginia, 2000 Music City
14	Romaro Miller (14x23), vs. Texas Tech, 1998 Independence
14	Glynn Griffing (14x23), vs. Arkansas, 1963 Sugar
13	Jevan Snead (13x23), vs. Oklahoma State, 2010 Cotton
12	Russ Shows (12x20), vs. Michigan, 1991 Gator
12	Archie Manning (12x28), vs. Virginia Tech, 1968 Liberty
12	Bruce Newell (12x23), vs. Texas-El Paso, 1967 Sun
12	Glynn Griffing (12x29), vs. Texas, 1962 Cotton
12	Charlie Conerly (12x28), vs. TCU, 1948 Delta
12	Eli Manning (12x20), vs. W. Virginia, 2000 Music City

Most Passes Caught

9	Jim Poole (111 yards), vs. Auburn, 1971 Gator
9	Mike Dennis (114 yards), vs. Tulsa, 1964 Bluebonnet
8	Chris Collins (75 yards), vs. Oklahoma State, 2004 Cotton
8	J. R. Ambrose (102 yards), vs. Texas Tech, 1986 Independence
7	Shay Hodge (112 yards) vs. Oklahoma State, 2010 Cotton
7	Cory Peterson (66 yards), vs. Marshall, 1997 Motor City
7	Floyd Franks (78 yards), vs. Auburn, 1971 Gator
7	Jim Poole (72 yards), vs. Arkansas, 1970 Sugar
6	Evan Ingram (96 yards), vs. Oklahoma State, 2016 Sugar
6	Laquon Treadwell (71 yards), vs. Oklahoma State, 2016 Sugar
6	Donte Moncrief (113 yards), vs. Georgia Tech, 2013 Music City
6	Ja-Mes Logan (36 yards), vs. Pittsburgh, 2013 BBVA Compass
6	Donte Moncrief (31 yards), vs. Pittsburgh, 2013 BBVA Compass
6	Dexter McCluster (83 yards) vs. Texas Tech, 2009 Cotton
6	Rufus French (37 yards), vs. Marshall, 1997 Motor City
6	Tim Moffett (96 yards), vs. Air Force, 1983 Independence

6	Hank Shows (70 yards), vs. Virginia Tech, 1968 Liberty
6	Billy Kinard (83 yards), vs. TCU, 1956 Cotton
6	Chris Collins (58 yards), vs. Nebraska, 2002 Independence
6	Bill Flowers (76 yards), vs. Nebraska, 2002 Independence

Scoring Leaders

18	Laquon Treadwell, vs. Oklahoma State 2016 Sugar (3 TD)
18	Deuce McAllister, vs. Texas Tech, 1998 Independence (3 TD)
12	Gary Wunderlich, vs. Oklahoma State, 2016 Sugar (2 FG, 6x6 EP)
12	Bo Wallace, vs. Georgia Tech 2013 Music City (2 TD)
12	Dexter McCluster vs. Oklahoma State, 2010 Cotton (2 TD)
12	Gerald Harris, vs. Texas Tech, 2009 Cotton (2 TD)
12	Toward Sanford, vs. Nebraska, 2002 Independence (2 TD)
12	Deuce McAllister, vs. Oklahoma, 1999 Independence (2 TD)
12	Randy Baldwin, vs. Air Force, 1989 Liberty (2 TD)
12	Jim Porter, vs. Georgia Tech, 1971 Peach (2 TD)
12	Jake Gibbs, vs. Rice, 1961 Sugar (2 TD)
12	Ray Brown, vs. Texas, 1958 Sugar (2 TD)
12	Les Binkley, vs. W. Virginia, 2000 Music City (3 FG, 3x3 EP)
11	Cloyce Hinton, vs. Georgia Tech, 1971 Peach (2 FG, 5x5 EP)

Most Scoring Passes

4	+Chad Kelly vs. Oklahoma State, 2016 Sugar
3	Bo Wallace vs. Pittsburgh, 2013 BBVA Compass
3	Jevan Snead, vs. Texas Tech, 2009 Cotton
3	Eli Manning, vs. Oklahoma State, 2004 Cotton
3	Eli Manning, vs. W. Virginia, 2000 Music City
3	Romaro Miller, vs. Texas Tech, 1998 Independence
3	Stewart Patridge, vs. Marshall, 1997 Motor City
2	Romaro Miller, vs. Oklahoma, 1999 Independence
2	Archie Manning, vs. Virginia Tech, 1968 Liberty
2	Bobby Franklin, vs. LSU, 1960 Sugar
2	Charlie Conerly, vs. TCU, 1948 Delta

Most Passes Intercepted By

3	Bo Wallace vs. TCU, 2014 Peach
3	Jevan Snead vs. Oklahoma State, 2010 Cotton
3	Tommy Luke, vs. Texas, 1966 Bluebonnet
3	Ray Brown, vs. Texas, 1958 Sugar

Punting Leaders

48.2	Tyler Campbell (4 punts), vs. Oklahoma State, 2010 Cotton
47.5	Gary Wunderlich (2 punts), vs. Oklahoma State, 2016 Sugar
47.3	Larry Northam (6 punts), vs. Auburn, 1971 Gator
45.5	Bill Smith (6 punts), vs. Texas Tech, 1986 Independence
44.0	Will Gleeson (2 punts), vs. Oklahoma State 2016 Sugar
44.0	Frank Lambert (4 punts), vs. Alabama, 1964 Sugar
43.8	Cody Ridgeway (8 punts), vs. Nebraska, 2002 Independence
43.6	Bill Smith (5 punts), vs. Air Force, 1983 Independence
43.1	Will Gleeson (8 punts), vs. TCU 2014 Peach
42.7	Eagle Day (6 punts), vs. TCU, 1956 Cotton
42.4	Tyler Campbell (5 punts), vs. Georgia Tech 2013 Music City

+ Sugar Bowl Record

BOWL RECORDS HELD BY OLE MISS

BIRMINGHAM BOWL

Longest run from scrimmage: 62, l'Tavius Mathers
(Ole Miss vs. Pittsburgh, 2013)

Longest TD run from scrimmage: 62, l'Tavius Mathers
(Ole Miss vs. Pittsburgh, 2013)

BLUEBONNET BOWL

Most passes had intercepted, one team: 4
(Ole Miss vs. Texas, 1966)

Most interception return yards, two teams: 94
(Texas-54, Ole Miss-40, 1966)

Most passes intercepted, two teams: 8
(Texas-4, Ole Miss-4, 1966)

Fewest punt return yards, two teams: 0
(Texas vs. Ole Miss, 1966)

Fewest punt returns, two teams: 0
(Texas vs. Ole Miss, 1966)

Fewest fumbles, one team: 0 (Texas vs. Ole Miss, 1966)

Fewest fumbles lost, two teams: 0 (Tulsa vs. Ole Miss, 1964)

Fewest points, one team: 0 (Texas vs. Ole Miss, 1966)

Fewest TD one team: 0 (Texas vs. Ole Miss, 1966)

Fewest conversions, one team: 0 (Texas vs. Ole Miss, 1966)

Most pass interceptions: 3, Tommy Luke
(Texas vs. Ole Miss, 1966)

COTTON BOWL

Best interception percentage: 40%, picked off
2-of-5 passes (TCU vs. Ole Miss, 1956)

Most points in first half, two teams: 45
(Ole Miss-24, Texas Tech-21, 2009)*

Most touchdowns passing in first half: 3, Jevan Snead
(Ole Miss vs. Texas Tech, 2009)*

Most rushing attempts: 34, Dexter McCluster
(Ole Miss vs. Oklahoma State, 2010)

Most offensive plays: 39, Dexter McCluster
(Ole Miss vs. Oklahoma State, 2010)

Most punt return yards: 106, Marshay Green
(Ole Miss vs. Oklahoma State, 2010)

Highest punt return average: 28.5, Marshay Green
(Ole Miss vs. Oklahoma State, 2010)

Most passing yards, career: 460, Jevan Snead
(Ole Miss vs. Texas Tech, 2009; Oklahoma State, 2010)

Most PATs, career: 9, Joshua Shene
(Ole Miss vs. Texas Tech, 2009; Oklahoma State, 2010)

Most offensive plays, career: 59, Dexter McCluster
(Ole Miss vs. Texas Tech, 2009; Oklahoma State, 2010)

INDEPENDENCE BOWL

Most yards passing, two teams: 592
(Ole Miss vs. Oklahoma, 1999)

Most passes attempted, two teams: 90
(Ole Miss vs. Texas Tech, 1986)

Most passes completed, two teams: 57
(Ole Miss vs. Oklahoma, 1999)

Most touchdown passes, team: 3
(Ole Miss vs. Texas Tech, 1998)*

Most touchdown passes, individual: 3, Romaro Miller
(Ole Miss vs. Texas Tech, 1998)*

Most first downs passing: 20 (Ole Miss vs. Texas Tech, 1986)

Most passes intercepted, individual: 2, Anthony Magee
(Ole Miss vs. Texas Tech, 1998)*

Longest run from scrimmage: 80, Deuce McAllister
(Ole Miss vs. Oklahoma, 1999)

Longest TD run from scrimmage: 80, Deuce McAllister
(Ole Miss vs. Oklahoma, 1999)

LIBERTY BOWL

Most first downs: 30 [13 rushing, 17 passing]
(Ole Miss vs. Air Force, 1989)

Most touchdowns, game: 6, (Ole Miss vs. Air Force, 1989)

Least first downs passing: 0 (Auburn vs. Ole Miss, 1965;
Virginia Tech vs. Ole Miss, 1968)

Least times fumbled: 0 (Auburn vs. Ole Miss, 1965)*

Fumbles lost: 0 (Auburn vs. Ole Miss, 1965)*

MOTOR CITY BOWL

Fewest passes intercepted: 0 (Ole Miss vs. Marshall, 1997)*

Fewest fumbles: 0 (Ole Miss vs. Marshall, 1997)*

Fewest fumbles lost: 0 (Ole Miss vs. Marshall, 1997)*

Most punts returned, team: 5 (Ole Miss vs. Marshall, 1997)*

MUSIC CITY BOWL

Most yards passing: 388 (Ole Miss vs. West Virginia, 2000)

Most points allowed: 49 (Ole Miss vs. West Virginia, 2000)

Most penalties: 12 (Ole Miss vs. West Virginia, 2000)*

ORANGE BOWL

Fewest passing attempts: 3 (Catholic vs. Ole Miss, 1936)*

SUGAR BOWL

Most points in first half: 34
(Ole Miss vs. Oklahoma State, 2016)*

Most TD passes: 4, Chad Kelly

(Ole Miss vs. Oklahoma State, 2016)*

Most TD receptions: 3, Laquon Treadwell
(Ole Miss vs. Oklahoma State, 2016)*

Most fumbles, two teams: 17 (Alabama-6, Ole Miss-11, 1964)

Most fumbles, team: 11 (Ole Miss vs. Alabama, 1964)

Most fumbles lost: 6 (Alabama vs. Ole Miss, 1964)

Longest run from scrimmage: 92, Raymond Brown
(Ole Miss vs. Texas, 1958)

Longest TD run from scrimmage: 92, Raymond Brown
(Ole Miss vs. Texas, 1958)

PEACH BOWL


Most points scored in one quarter: 28, second quarter
(Georgia Tech vs. Ole Miss, 1971)*

Most points scored in one half: 38, first half
(Georgia Tech vs. Ole Miss, 1971)

*— *Ties record*



Jake Gibbs ran for two TDs in the Rebels' 14-6 Sugar Bowl win over Rice in 1961 to claim Ole Miss' second straight national championship.



1936 ORANGE BOWL

Catholic University 20
Ole Miss 19



Ray Hapes

In its inaugural bowl game, Ole Miss fell 20-19 to an opportunistic Catholic University squad from Washington, D.C., which at the time ranked as an Eastern power.

The Rebels held a 15-7 advantage in first downs and out-gained the Cardinal 265-172. However, Ole Miss was unable to overcome deficits of 13-0 and 19-7.

Catholic took a 7-0 lead after converting one of four Ole Miss picks on the day into a 51-yard scoring drive, capped by Bill Adamaitis' two-yard touchdown run.

The Cardinal increased its lead to 13-0 in the second quarter when Adamaitis connected with Speck Foley on a 48-yard touchdown pass.

Ole Miss would pull to within seven at 13-6 before halftime when Ned Peters ran 67 yards for a score.

The Rebels would hold Catholic without a first down in the second half; however, the Cardinal went up 20-7 by scoring a touchdown off a blocked punt.

Ole Miss would get two fourth-quarter scores for the 20-19 final. Dave Bernard scored on a one-yard run to make it 20-12 after the PAT attempt failed, and Herb Baumstein found Buster Poole for a 24-yard touchdown pass.

OLE MISS	0	6	0	13	—	19
CATHOLIC	7	6	7	0	—	20

SCORING

- CU — Adamaitis 2 run (Mulligan PAT)
- CU — Foley 48 pass from Adamaitis (PAT missed)
- OM — Peters 67 run (PAT missed)
- CU — Rydzewski blocked punt (Makofskie PAT)
- OM — Bernard 1 run (PAT missed)
- OM — Poole 24 pass from Baumsten (Richardson PAT)

ATTENDANCE — 6,568

TEAM STATISTICS

	OM	CU
First Downs	15	7
Rushing (Net)	212	124
Passing (Net)	53	48
Total Offense	265	172
Passing C-A-I	3-12-4	1-3-2
Punts-Avg.	11-38	13-41
Fumbles-Lost	3-2	1-1
Penalties-Yards	10	30


INDIVIDUAL LEADERS

- Rushing
 - OM — Peters 11-89; Rogers 16-50; Hapes 9-46
 - CU — Makofeke 12-46; Carroll 12-45
- Passing
 - OM — Baumsten 3-12-4 53 (TD)
 - CU — Adamaistis 1-3-2 48 (TD)
- Receiving
 - OM — Poole 1-24 (TD)
 - CU — Foley 1-48 (TD)



1948 DELTA BOWL

Ole Miss 13
TCU 9



Dixie Howell

Ole Miss recorded its first bowl victory with a 13-9 win over TCU in front of 28,120 at Memphis' Crump Stadium in the 1948 Delta Bowl.

Charlie Conerly passed for two fourth-quarter scores to rally the Rebels from a 9-0 deficit in his final game in an Ole Miss uniform.

Conerly's first touchdown pass was a 26-yarder to Joe Johnson to cut the Horned Frog's lead to 9-6.

After a Bobby Wilson interception, Conerly hit Johnson for 52 yards to the TCU 13. Conerly then found Dixie Howell from 13 yards for a touchdown. Bobby Oswalt, who missed on his earlier PAT attempt, was accurate his second time around to make it 13-9.

Red Buchanan then sealed the win with an interception at midfield to snuff out any TCU comeback attempt.

OLE MISS	0	0	0	13	—	13
TCU	0	9	0	0	—	9

SCORING

- TCU — Berry 28 interception return (Pitcock PAT)
- TCU — Blocked punt out of end zone
- OM — Johnson 26 pass from Conerly (PAT missed)
- OM — Howell 13 pass from Conerly (Oswalt PAT)

ATTENDANCE — 28,120

TEAM STATISTICS

	OM	TCU
First Downs	16	16
Rushing (Net)	111	135
Passing (Net)	187	54
Total offense	298	189
Passing C-A-I	12-30-2	6-11-2
Punts-Avg.	4-32.8	5-42.6
Fumbles-Lost	1-1	4-2
Penalties-Yards	8-40	4-40


INDIVIDUAL LEADERS

- Rushing
 - OM — Salmon 5-42; Jenkins 6-25
 - TCU — Stout 14-69
- Passing
 - OM — Conerly 12-28-1 (2 TD); Wilson 0-2-1
 - TCU — Berry 3-5-1 32; Stout 2-4-0 16
- Receiving
 - OM — Johnson 3-79 (TD)
 - TCU — Bailey 3-22



1953 SUGAR BOWL

Georgia Tech 24
Ole Miss 7



Jimmy Lear

In its first of eight Sugar Bowl appearances, seventh-ranked Ole Miss dropped a 24-7 decision to No. 2 Georgia Tech.

The Rebels, who brought an 8-0-2 mark into the contest, struck early. Wissy Dillard's four-yard touchdown run and Jimmy Lear's PAT gave Ole Miss a 7-0 lead 3:45 into the game.

The Engineers would provide all the scoring the rest of the day. Georgia Tech got a touchdown and a field goal to take a 10-7 lead into intermission and then added a pair of touchdowns in the second half.

Georgia Tech would finish the year 12-0, and through the Sugar Bowl, had not been beaten in 25 starts.

Statistically, the game was even. Georgia Tech held a slight 16-15 advantage in first downs and a 295-287 edge in total offense. However, the Rebels were plagued by six turnovers.

OLE MISS	7	0	0	0	—	7
GEORGIA TECH	0	10	7	7	—	24

SCORING

- OM — Dillard 4 run (Lear PAT)
- GT — Brigman 1 run (Rodgers PAT)
- GT — Rodgers 25 FG
- GT — Hardeman 6 run (Rodgers PAT)
- GT — Knox 26 pass from Rodgers (Rodgers PAT)

ATTENDANCE — 80,205

TEAM STATISTICS

	OM	GT
First Downs	15	16
Rushing (Net)	137	194
Passing (Net)	150	101
Total offense	287	295
Passing C-A-I	11-23-3	10-18-1
Punts-Avg.	7-35.4	6-41.8
Fumbles-Lost	5-3	5-2
Penalties	6-60	5-42


INDIVIDUAL LEADERS

- Rushing
 - OM — Dillard 17-39 (TD); Westerman 7-36; Lofton 11-24
 - GT — Hardeman 14-76 (TD); Turner 20-56; Teas 11-47
- Passing
 - OM — Lear 8-19-3 122
 - GT — Brigman 5-7-1 39; Rodgers 4-9-0 55 (TD)
- Receiving
 - OM — Dillard 2-16; Westerman 2-23; Bridges 2-25; Slay 1-45
 - GT — Hardeman 2-24; Marks 2-14; Teas 2-12



1955 SUGAR BOWL

Navy 21
Ole Miss 0



George Harris

Navy shutdown an explosive Ole Miss offense en route to posting a 21-0 victory over the SEC Champion Rebels in front of 83,000 at the 1955 Sugar Bowl.

Ole Miss entered the game having outscored its opponents 283-47. However, the Midshipmen would outgain the Rebels 442-121, including holding a 295-78 advantage on the ground.

Navy took the opening kickoff and marched 70 yards for a three-

yard touchdown run by Joe Gattuso to take a 7-0 lead. The Midshipmen would carry the seven-point lead into halftime.

Navy would also score on its first possession of the second half, taking the kickoff and marching 86 yards. John Weaver's 16-yard touchdown pass from George Welsh capped the 11-play drive and extended the lead to 14-0.

Gattuso would complete the scoring with his second touchdown, a one-yard run in the third quarter.

OLE MISS	0	0	0	0	—	0
NAVY	7	0	14	0	—	21

SCORING

- N — Gattuso 3 run (Weaver PAT)
- N — Weaver 16 pass from Welsh (Weaver PAT)
- N — Gattuso 1 run (Weaver PAT)

ATTENDANCE — 83,000

TEAM STATISTICS

	OM	N
First Downs	5	20
Rushing (Net)	78	295
Passing (Net)	43	147
Total Offense	121	442
Passing C-A-I	5-18-0	12-28-4
Punts-Avg.	9-36.1	4-33.8
Fumbles-Lost	2-1	1-0
Penalties-Yards	6-50	1-15


INDIVIDUAL LEADERS

- Rushing
OM — Cothren 7-24
N — Gattuso 16-111 (2 TD); Weaver 16-106.
- Passing
OM — Day 2-9-0 16; Patton 3-6-0 27
N — Welsh 8-14 76 (TD); Echard 3-10-2 40
- Receiving
OM — Muirhead 2-16
N — Weaver 3-39 (TD); Beagle 3-19



1956 COTTON BOWL

Ole Miss 14
TCU 13



Eagle Day

Quarterback Eagle Day led Ole Miss to its first major bowl win with a 14-13 victory over TCU in the 1956 Cotton Bowl.

Jim Swink staked the Horned Frogs to a 13-0 lead with touchdown runs of one and 39 yards.

Day got the Rebels going with a four-play, 66-yard scoring drive that resulted in Paige Cothren's three-yard TD run to make it 13-7 at halftime.

After a scoreless third quarter,

Day would engineer another 66-yard scoring match. A 13-yard pass from Day to Cothren on fourth down moved the ball to the Horned Frog 32. Two plays later, Day sprinted 25 yards to the five. Billy Lott then broke around right end for a five-yard touchdown and Cothren's PAT gave the Rebels a 14-13 lead with 4:22 remaining.

Eddie Crawford thwarted any comeback attempt by TCU with an interception. Day would then manage to run out the clock to secure the victory for Ole Miss.

OLE MISS	0	7	0	7	—	14
TCU	7	6	0	0	—	13

SCORING

- TCU — Swink 1 run (Pollard PAT)
- TCU — Swink 39 run (PAT missed)
- OM — Cothren 3 run (Cothren PAT)
- OM — Lott 5 run (Cothren PAT)

ATTENDANCE — 75,504

TEAM STATISTICS

	OM	TCU
First Downs	12	11
Rushing (Net)	92	233
Passing (Net)	137	20
Total Offense	229	253
Passing C-A-I	10-21-0	2-5-2
Punts-Avg.	6-42.7	5-28.8
Fumbles-Lost	1-1	2-1
Penalties-Yards	6-80	8-80


INDIVIDUAL LEADERS

- Rushing
OM — Cothren 12-79 (TD)
TCU — Swink 19-107 (2 TD); Taylor 10-76
- Passing
OM — Day 10-21-0 137
TCU — Finney 1-3-2 7; Wineburg 1-1-0 7
- Receiving
OM — Kinard 6-83; Blair 7-28; Cothren 2-19; Bekes 1-7
TCU — Williams 1-13; Nickel 1-7



1958 SUGAR BOWL

Ole Miss 39
Texas 7



Ray Brown

John Vaught's Ole Miss squad captured its first Sugar Bowl Championship in three attempts by trouncing the Texas Longhorns of the Southwest Conference, 39-7 in front of 77,484 on New Year's Day in New Orleans.

All-SEC quarterback Ray Brown rushed for 157 yards and two scores, including a 92-yarder in the fourth quarter, to earn the game's Outstanding Player Award.

Sophomore quarterback Bobby Ray Franklin added 64 yards rushing in nine carries and a touchdown, as the Rebels rushed for a total of 304 yards.

Ole Miss limited Texas to 206 yards of total offense and forced eight turnovers in the win.

OLE MISS	6	13	7	13	—	39
TEXAS	0	0	0	7	—	7

SCORING

- OM — Brown 1 run (PAT missed)
- OM — Williams 3 pass from Brown (Khayat PAT)
- OM — Lovelace 9 run (Khayat PAT)
- OM — Franklin 3 run (Khayat PAT)
- UT — Blanch 1 run (Lackey PAT)
- OM — Brown 92 run (Khayat PAT)
- OM — Taylor 12 pass from Brewer (PAT missed)

ATTENDANCE — 77,484

TEAM STATISTICS

	OM	UT
First Downs	18	13
Rushing (Net)	304	192
Passing (Net)	71	14
Total Offense	375	206
Passing C-A-I	7-16-0	2-11-4
Punts-Avg.	7-34.7	5-38.2
Fumbles-Lost	5-2	7-4
Penalties-Yards	9-95	6-30

INDIVIDUAL LEADERS

- Rushing
OM — Brown 15-157 (2 TD); Franklin 9-64 (TD)
UT — Blanch 11-58 (TD); Allen 8-43; Fondren 8-39; Welch 4-36
- Passing
OM — Brown 3-8-0 24 (TD); Franklin 2-6-0 22; Brewer 2-2-0 25 (TD)
UT — Lackey 2-5-2 14
- Receiving
OM — Williams 2-15 (1 TD); Taylor 2-20 (TD)
UT — Ramirez 1-3; Smith 1-11



1958 GATOR BOWL

Ole Miss 7
Florida 3



Richard Price

Jim Anderson's one-yard touchdown run in the first quarter proved to be enough as Ole Miss knocked off Florida 7-3 on an over-cast day in the 1958 Gator Bowl.

The Rebels took the game's opening kickoff and marched 70 yards for the game's only touchdown.

Florida would take the ensuing kickoff and score on Billy Booker's 27-yard field goal to make it 7-3 with

7:44 left in the first quarter. Neither team would score the rest of the game.

The Gators had two opportunities to take the lead in the fourth quarter.

A surprise quick kick by Florida's Bobby Joe Green traveled 76 yards to just outside the Rebel 10 to start the final period. Milton Crain, looking for someone to block, stumbled over the ball, and Dave Hudson covered for the Gators. Florida would move to the two, but Richard Price stuffed a fourth-and-goal attempt for the Gators.

After a short punt, the Gators took over at the Rebel 26 and advanced to the 15 before Bill Churchwell forced and recovered a fumble.

The two teams would then exchange punts, however, Jimmy Dunn bobbed a Rebel punt at the Florida 48 and Ole Miss recovered. The Rebels then ran out the final 3:10 of the game.

OLE MISS	7	0	0	0	—	7
FLORIDA	3	0	0	0	—	3

SCORING
OM — Anderson 1 run (Khayat PAT)
UF — Booker 27 FG

ATTENDANCE — 41,312

TEAM STATISTICS

	OM	UF
First Downs	9	12
Rushing (Net)	155	157
Passing (Net)	27	58
Total Offense	182	215
Passing C-A-I	2-7-0	5-11-1
Punts-Avg.	10-34.4	7-44.1
Fumbles-Lost	5-2	5-3
Penalties-Yards	2-10	3-25

INDIVIDUAL LEADERS

Rushing
OM — Anderson 9-62 (TD); Lovelace 7-28
UF — Newbern 5-59; Milby 10-35
Passing
OM — Franklin 2-7-0 27
UF — Dunn 5-11-1 58
Receiving
OM — Grantham 1-15; Daniels 1-12
UF — Hudson 3-32



1960 SUGAR BOWL

Ole Miss 21
LSU 0



Bobby Franklin

A little over two months after Billy Cannon's famous 89-yard punt return on Halloween night lifted LSU to a 7-3 win over Ole Miss in Baton Rouge, the second-ranked Rebels and third-ranked Tigers were rematched in the 1960 Sugar Bowl.

This time, Ole Miss made sure there would be no heroics from Cannon. The Rebel defense limited the 1959 Heisman Trophy winner

to eight yards on six carries. The Tigers managed just 74 yards total on the night and were a -15 in the rushing department.

Ole Miss, led by Bobby Franklin's two touchdown passes, totaled 363 yards of offense and rolled to a 21-0 victory.

Franklin finished 10-of-15 passing for 148 yards and had touchdown passes of 18 yards to Larry Grantham and nine yards to George Blair in the second half. He would garner the game's Outstanding Player honor.

Ole Miss would finish the year 10-1 and was recognized as national champions by the Berryman, Billingsley, Dunkel and Sagarin ratings.

The 1959 squad would also go on to earn "Team of the Decade" honors within the SEC by the Associated Press.

OLE MISS	0	7	7	7	—	21
LSU	0	0	0	0	—	0

SCORING
OM — Woodruff 43 pass from Gibbs (Franklin PAT)
OM — Grantham 18 pass from Franklin (Khayat PAT)
OM — Blair 9 pass from Franklin (Khayat PAT)

ATTENDANCE — 81,500

TEAM STATISTICS

	OM	LSU
First Downs	19	6
Rushing (Net)	140	-15
Passing (Net)	223	89
Total Offense	363	74
Passing C-A-I	15-27-2	9-25-2
Punts-Avg.	6-37.5	12-34.3
Fumbles-Lost	4-2	2-0
Penalties-Yards	7-65	4-30

INDIVIDUAL LEADERS

Rushing
OM — Flowers 19-60; Blair 8-26
LSU — Cannon 6-8
Passing
OM — Franklin 10-15-1 148 (2 TD); Gibbs 4-10-1 65 (TD)
LSU — Rabb 4-15-0 36
Receiving
OM — Flowers 4-64
LSU — Cannon 3-39; McClain 3-31



1961 SUGAR BOWL

Ole Miss 14
Rice 6



Jim Anderson

Ole Miss completed its 1960 National Championship season with a 14-6 win over Rice in the 1961 Sugar Bowl. With the win, the Rebels finished the year 10-0-1, with the only blemish coming in the fashion of a 6-6 tie with LSU in October.

Jake Gibbs scored both of Ole Miss' touchdowns with runs of eight and three yards. Gibbs' eight-yard scamper gave the Rebels a 7-0 lead in the first quarter.

The Owls used an 18-play, 77-yard scoring drive to make it 7-6 in the third. Butch Blaine completed the march with a two-yard run around the right end on fourth down. However, the PAT attempt failed, leaving the Rebels clinging to a one-point lead.

Ole Miss iced the game in the fourth quarter behind the running of Jim Anderson. Anderson's running helped set up Gibbs' three-yard score with 5:16 left.

Anderson finished the game with 59 yards rushing on 15 carries.

Following the game, Ole Miss was awarded the national title by the Football Writer's Association, and became the first SEC team to win the Grantland Rice Award.

OLE MISS	7	0	0	7	—	14
RICE	0	0	6	0	—	6

SCORING
OM — Gibbs 8 run (Green PAT)
RU — Blume 2 run (PAT missed)
OM — Gibbs 3 run (Green PAT)

ATTENDANCE — 82,851

TEAM STATISTICS

	OM	RU
First Downs	13	19
Rushing (Net)	143	103
Passing (Net)	43	178
Total Offense	186	281
Passing C-A-I	5-15-0	14-28-4
Punts-Avg.	5-41.6	3-34.0
Fumbles-Lost	1-1	2-0
Penalties-Yards	2-10	6-30


INDIVIDUAL LEADERS

Rushing
OM — Anderson 15-59; Doty 4-25; Crespino 2-25
RU — Blume 7-54 (TD)
Passing
OM — Gibbs 5-15-0 43
RU — Cox 11-20-1 143; Kerbow 3-7-2 35
Receiving
OM — Blair 2-18; Crespino 2-21
RU — Webb 3-31



1962 COTTON BOWL

Texas 12
Ole Miss 7



Reed Davis

Playing without All-America fullback Billy Ray Adams, Ole Miss became a 12-7 upset victim to Texas in the 1962 Cotton Bowl.

Adams was injured in a car accident two days after the Rebels' 37-7 win over Mississippi State in November, after returning from Jackson to attend a touchdown club meeting.

Ole Miss came into the contest sporting a 9-1 record and having

outscored its opponents 326-40. However, without Adams, the Longhorns made sure the Rebels didn't do damage through the air with All-America quarterback Glynn Griffing.

The Rebels held a 319-183 advantage in total offense, but couldn't overcome six turnovers, including five interceptions.

Griffing was 12-of-29 for 163 yards with three interceptions and a touchdown. Doug Elmore was intercepted twice in eight pass attempts.

Ole Miss' only points of the day came in the third quarter when Reed Davis scored on a 20-yard touchdown pass from Griffing to make it 12-7.

OLE MISS	0	0	7	0	—	7
TEXAS	6	6	0	0	—	12

SCORING

- UT — Saxton 1 run (PAT missed)
- UT — Collins 16 pass from Cotton (PAT missed)
- OM — Davis 20 pass from Griffing (Sullivan PAT)

ATTENDANCE — 75,000

TEAM STATISTICS

	OM	UT
First Downs	17	12
Rushing (Net)	127	123
Passing (Net)	192	60
Total Offense	319	183
Passing C-A-I	15-37-5	6-13-3
Punts-Avg.	4-32.5	5-40.2
Fumbles-Lost	1-1	2-1
Penalties-Yards	4-30	3-35


INDIVIDUAL LEADERS

- Rushing**
- OM — Griffing 10-45; Doty 5-29
- UT — Poag 11-54; Cotton 11-25
- Passing**
- OM — Griffing 12-29-3 163 (TD); Elmore 3-8-2 29
- UT — Cotton 6-13-3 60 (TD)
- Receiving**
- OM — Guy 4-43; Doty 4-41; Holloway 3-30
- UT — Saxton 3-18; Collins 2-30 (TD)



1963 SUGAR BOWL

Ole Miss 17
Arkansas 13



Louis Guy

Ole Miss completed a perfect 10-0 season with a 17-13 victory over Arkansas in the 1963 Sugar Bowl.

Quarterback Glynn Griffing was a near unanimous selection for the game's Most Valuable Player Award. He connected on 14-of-23 passes for 242 yards with one touchdown and one interception to break Davey O'Brien's 24-year-old Sugar Bowl passing yards record.

As effective as Griffing was through the air, it was his one-yard touchdown run in the third quarter that broke a 10-10 tie and put the Rebels up for good.

The Razorbacks could only answer with a 22-yard field goal from Tom McKnelly with 1:33 left in the third quarter.

Griffing's 33-yard touchdown pass to Louis Guy gave Ole Miss a 10-3 lead heading into the intermission.

OLE MISS	0	10	7	0	—	17
ARKANSAS	0	3	10	0	—	13

SCORING

- OM — Irwin 30 FG
- UA — McKnelly 30 FG
- OM — Guy 33 pass from Griffing (Irwin PAT)
- UA — Branch 5 pass from Moore (McKnelly PAT)
- OM — Griffing 1 run (Irwin PAT)
- UA — McKnelly 22 FG

ATTENDANCE — 82,900

TEAM STATISTICS

	OM	UA
First Downs	22	7
Rushing (Net)	160	47
Passing (Net)	269	123
Total Offense	429	170
Passing C-A-I	18-28-1	6-18-2
Punts-Avg.	2-36.0	4-38.3
Fumbles-Lost	2-1	2-0
Penalties-Yards	4-40	2-13

INDIVIDUAL LEADERS

- Rushing**
- OM — Jennings 9-39; Weatherly 9-36
- UA — Branch 7-21
- Passing**
- OM — Griffing 14-23-1 242 (TD); Weatherly 4-5-0 27
- UA — Moore 5-10-0 55 (TD); Gray 1-8-2 68
- Receiving**
- OM — Morris 5-62; Guy 5-107 (TD); Randall 3-34
- UA — Lamb 3-107; Branch 3-16 (TD)



1964 SUGAR BOWL

Alabama 12
Ole Miss 7



Perry Lee Dunn

Four plus inches of snow fell on New Orleans the day before Ole Miss took the field against Alabama in the 1964 Sugar Bowl.

Under the slippery conditions, the Rebels and Crimson Tide combined for 17 fumbles, including nine lost. Unfortunately for Ole Miss, the Rebels would fumble 11 times and lose six.

Alabama would also intercept three Ole Miss passes en route to receiving four Tim Davis field goals and post a 12-7 win.

Ole Miss' lone score would come in the fourth quarter on a five-yard pass from Perry Lee Dunn to Lee Smith to provide the 12-7 final.

The Rebels ended up with a 248-194 advantage in total offense, but most of the yards came too late. The Crimson Tide held a 112-34 edge in the first half to build a 9-0 halftime lead.

OLE MISS	0	0	0	7	—	7
ALABAMA	3	6	3	0	—	12

SCORING

- UA — Davis 46 FG
- UA — Davis 31 FG
- UA — Davis 34 FG
- UA — Davis 48 FG
- OM — Smith 5 pass from Dunn (Irwin PAT)

ATTENDANCE — 80,785

TEAM STATISTICS


	OM	UA
First Downs	9	14
Rushing (Net)	77	165
Passing (Net)	171	29
Total Offense	248	194
Passing C-A-I	11-21-31	3-11-1
Punts-Avg.	4-44.0	5-36.8
Fumbles-Lost	11-6	6-3
Penalties-Yards	5-45	3-15

INDIVIDUAL LEADERS

- Rushing**
- OM — Dennis 7-37; Dunn 6-24
- UA — Sloan 16-51; Nelson 16-47
- Passing**
- OM — Dunn 8-10-0 125 (TD); Weatherly 3-11-3 46
- UA — Sloan 3-10-1 29
- Receiving**
- OM — Wells 4-76
- UA — Stephens 1-15; Dill 1-9; Nelson 1-5



**1964
BLUEBONNET
BOWL**
Tulsa 14
Ole Miss 7



Jim Weatherly

Tulsa quarterback Jerry Rhome passed for 252 yards and a score, and scored on a one-yard touchdown run to lead the Golden Hurricane to a 14-7 win in the 1964 Bluebonnet Bowl.

Rebel quarterback Jim Weatherly spotted Ole Miss a 7-0 lead with a one-yard scoring run in the second quarter.

Rhome's one-yard run tied the game at 7-7 heading into the half, and capped a 72-yard, eight

play march by Tulsa.

Rhome would strike again midway through the third quarter. His 35-yard touchdown pass to Eddie Fletcher put Tulsa up 14-7 and the Golden Hurricane defense would hold the rest of the way.

Tulsa limited Ole Miss to 217 yards of total offense, while the Golden Hurricane totaled 323.

Weatherly was 16-of-24 passing, but managed just 113 yards and was intercepted twice.

Mike Dennis rushed for a game-high 73 yards on 17 carries and also caught nine passes for 114 yards.

OLE MISS	0	7	0	0	—	7
TULSA	0	7	7	0	—	14

SCORING

- OM — Weatherly 1 run (Irwin PAT)
- TU — Rhome 1 run (Twilley PAT)
- TU — Fletcher 35 pass from Rhome (Twilley PAT)

ATTENDANCE — 50,000

TEAM STATISTICS

	OM	TU
First Downs	10	19
Rushing (Net)	104	71
Passing (Net)	113	252
Total Offense	217	323
Passing C-A-I	16-24-2	22-36-1
Punts-Avg.	8-31.1	7-31.6
Fumbles-Lost	2-0	1-0
Penalties-Yards	4-50	4-30

INDIVIDUAL LEADERS

- Rushing
 - OM — Dennis 17-73
 - TU — Daugherty 6-32; Rhome 22-29 (TD)
- Passing
 - OM — Weatherly 16-24-2 113
 - TU — Rhome 22-36-1 252 (TD)
- Receiving
 - OM — Dennis 9-114
 - TU — Daugherty 9-80; Roberts 8-108



**1965
LIBERTY
BOWL**
Ole Miss 13
Auburn 7



Jimmy Keyes

Jimmy Keyes' two field goals helped propel Ole Miss to a 13-7 win over SEC-rival Auburn before 38,607 in the 1965 Liberty Bowl in Memphis.

Auburn drove to the Ole Miss nine with 33 seconds left in the game, but Tiger quarterback Alex Bowden was sacked on fourth down.

Keyes' first field goal, a 42-yarder in the second quarter, gave Ole Miss a 3-0 lead. The Tigers would quickly answer with a 44-yard touchdown run by fullback Tom Bryan with

6:58 left in the first half.

Ole Miss would take the lead for good in the third quarter when Doug Cunningham caught a six-yard touchdown pass from Jody Graves.

Keyes would later add a 30-yard field goal in the fourth quarter to provide the 13-7 margin.

Tailback Mike Dennis rushed for 75 yards on 15 carries for Ole Miss, and quarterback Jimmy Heidel added 72 yards on 16 attempts.

OLE MISS	0	3	7	3	—	13
AUBURN	0	7	0	0	—	7

SCORING

- OM — Keyes 42 FG
- AU — Bryan 44 run (Lewis PAT)
- OM — Cunningham 6 pass from Graves (Keyes PAT)
- OM — Keyes 30 FG

ATTENDANCE — 38,607

TEAM STATISTICS


	OM	AU
First Downs	12	15
Rushing (Net)	189	156
Passing (Net)	24	112
Total Offense	213	268
Passing C-A-I	4-12-0	11-24-1
Punts-Avg.	9-34.8	8-39
Fumbles-Lost	0-0	0-0
Penalties-Yards	5-25	4-29

INDIVIDUAL LEADERS

- Rushing
 - OM — Dennis 15-75; Heidel 16-72; Wade 13-43
 - AU — Bryan 19-111 (TD)
- Passing
 - OM — Graves 2-10-0 15 (TD); Heidel 2-2-0 9
 - AU — Bowden 11-24-1 112
- Receiving
 - OM — Matthews 2-9
 - AU — Hardy 4-46; Bryant 3-23



**1966
BLUEBONNET
BOWL**
Texas 19
Ole Miss 0



Bruce Newell

Ole Miss entered the 1966 Bluebonnet Bowl having recorded five shutouts and allowing only 46 points en route to an 8-2 regular season.

However, it was the defense of Texas that would shine in this match-up.

The Longhorns limited the Rebels to 208 yards of offense and posted a shutout in a 19-0 victory.

Texas had scoring drives of 89, 68 and 53 yards.

Ole Miss had only two scoring threats on the day. On the first, Jimmy Keyes' 43-yard field goal attempt was wide. Later in the third quarter, the Rebels were stopped on fourth down at the Texas eight.

Texas running back Chris Gilbert rushed for 156 yards on 26 carries, including a one-yard touchdown run to give the Longhorns a 12-0 lead in the third.

Doug Cunningham had 60 yards on 12 rushes for Ole Miss, and also caught three passes for 17 yards.

OLE MISS	0	0	0	0	—	0
TEXAS	6	0	6	7	—	19

SCORING

- UT — Bradley 25 run (PAT missed)
- UT — Gilbert 1 run (PAT missed)
- UT — Bradley 4 run (Conway PAT)

ATTENDANCE — 67,000

TEAM STATISTICS

	OM	UT
First Downs	7	19
Rushing (Net)	143	285
Passing (Net)	65	95
Total Offense	208	380
Passing C-A-I	10-26-4	5-17-4
Punts-Avg.	7-28.4	3-42.0
Fumbles-Lost	0-0	3-3
Penalties-Yards	8-84	4-34

INDIVIDUAL LEADERS

- Rushing
 - OM — Cunningham 12-60; Street 6-39; Newell 8-33
 - UT — Gilbert 26-156 (TD); Bradley 20-105 (2 TD)
- Passing
 - OM — Newell 9-20-2 54
 - UT — Bradley 4-12-2 49
- Receiving
 - OM — Matthews 3-24; Cunningham 3-17
 - UT — Gennusa 2-30; Baer 2-19



1967 SUN BOWL

Texas-El Paso 14
Ole Miss 7



Mac McClure

The University of Texas at El Paso scored two fourth quarter touchdowns and used a stingy defense to hand Ole Miss a 14-7 loss in front of 34,685 at the Sun Bowl in El Paso, Texas.

After a scoreless first quarter, Ole Miss took a 7-0 lead on a one-yard run by quarterback Bruce Newell. After that, the Rebels could manage very little offensively.

The Miners would limit Ole Miss to just 109 yards of total offense for the game.

Still, the Rebels carried a 7-0 lead into the final 15 minutes.

UTEP, though, would get a five-yard touchdown pass from Billy Stevens to Dave Karns to tie the score at 7-7 with 14:18 remaining.

The Miners would score the game-winning touchdown with 7:52 left when Larry McHenry found the end zone from four yards out.

Stevens finished the game 13-of-26 for 155 yards with one touchdown and one interception to earn Most Valuable Player honors.

OLE MISS	0	7	0	0	—	7
UTEP	0	0	0	14	—	14

SCORING

OM —	Newell 1 run (Brown PAT)
UTEP —	Karns 5 pass from Stevens (Waddles PAT)
UTEP —	McHenry 4 run (Waddles PAT)

ATTENDANCE — 34,685

TEAM STATISTICS

	OM	UTEP
First Downs	6	16
Rushing (Net)	38	75
Passing (Net)	71	201
Total Offense	109	276
Passing C-A-I	12-23-1	16-35-1
Punts-Avg.	11-42.3	12-39.8
Fumbles-Lost	4-3	0-0
Penalties-Yards	5-33	9-92


INDIVIDUAL LEADERS

Rushing	
OM —	Hindman 15-53
UTEP —	McHenry 13-73 (TD); White 17-72
Passing	
OM —	Newell 12-23-1 71
UTEP —	Stevens 13-26-1 155 (TD); Dawson 3-9-0 46
Receiving	
OM —	Matthews 4-25, Haik 3-24
UTEP —	Wallace 6-83, Karns 5-56 (TD); Jones 4-38



1968 LIBERTY BOWL

Ole Miss 34
Virginia Tech 17



Steve Hindman

Ole Miss erased a 17-0 first quarter deficit to roll to a 34-17 win over Virginia Tech in the 1968 Liberty Bowl, in front of 42,206 on a bright, bitterly cold afternoon in Memphis.

Archie Manning's 24-yard touchdown pass to Hank Shows early in the second quarter put the Rebels on the board and trimmed the Hokies' lead to 17-7. Manning would later find Leon Felts for a 23-yard touchdown pass to pull Ole

Miss to within three at 17-14 heading into the break.

Steven Hindman broke a 79-yard scoring run just 21 seconds into the third quarter to give the Rebels the first lead of the day at 21-17.

Ole Miss would also get a 70-yard interception return for a touchdown by Robert Bailey and a pair of Van Brown field goals.

Hindman finished with 122 yards rushing on 15 carries and was named the game's Most Valuable Player and Outstanding Back.

OLE MISS	0	14	7	13	—	34
VIRGINIA TECH	17	0	0	0	—	17

SCORING

VT —	Edwards 58 run (Simcsak PAT)
VT —	Smoot 7 run (Simcsak PAT)
VT —	Simcsak 29 FG
OM —	Shows 24 pass from Manning (Brown PAT)
OM —	Felts 23 pass from Manning (Brown PAT)
OM —	Hindman 79 run (Brown PAT)
OM —	Bailey 70 INT return (Brown PAT)
OM —	Brown 46 FG
OM —	Brown 26 FG

ATTENDANCE — 42,206

TEAM STATISTICS

	OM	VT
First Downs	15	16
Rushing (Net)	185	330
Passing (Net)	141	2
Total Offense	326	332
Passing C-A-I	12-28-0	1-7-0
Punts-Avg.	5-37.4	7-40.7
Fumbles-Lost	3-2	5-3
Penalties-Yards	4-30	12-120


INDIVIDUAL LEADERS

Rushing	
OM —	Hindman 15-122 (TD); Bowen 19-65
VT —	Edwards 12-119 (TD); Smoot 21-91 (TD); Kincaid 15-55
Passing	
OM —	Manning 12-28-0 141 (2 TD)
VT —	Kincaid 0-4-0; Humphries 1-3-0 2
Receiving	
OM —	Shows 6-70 (TD); Hindman 3-32
VT —	Crigger 1-2



1970 SUGAR BOWL

Ole Miss 27
Arkansas 22



Bo Bowen

Junior quarterback Archie Manning passed for one touchdown and rushed for another to lead No. 13 Ole Miss to a 27-22 upset of No. 3 Arkansas in the 36th annual Sugar Bowl Classic.

Cloyce Hinton gave the Rebels a 27-12 lead with a 36-yard field goal in the third quarter, before the Razorbacks would begin to rally.

Arkansas received a 35-yard field goal from Bill McClard to cut the Ole Miss lead to 27-15 entering the fourth quarter.

The Razorbacks then intercepted a Manning pass and took over at the Rebel 11. Two plays later, Bill Montgomery completed a six-yard touchdown pass to Bill Burnett to pull Arkansas to within 27-22 with 10:15 left.

Later, with 1:15 left in the game, Arkansas moved to the Ole Miss 36. Montgomery threw a strike to Chuck Dicus for 11 yards, however, Glenn Cannon's hit stripped Dicus of the ball and the Rebels recovered to secure the win.

Manning finished 21-of-35 passing for 273 yards with two interceptions. He also added 39 yards rushing to earn Most Outstanding Player honors.

OLE MISS	14	10	3	0	—	27
ARKANSAS	0	12	3	7	—	22

SCORING

OM —	Bowen 69 run (King PAT)
OM —	Manning 18 run (King PAT)
UA —	Burnett 12 run (PAT missed)
OM —	Hinton 52 FG
OM —	Studdard 30 pass from Manning (King PAT)
UA —	Dicus 47 pass from Montgomery (PAT failed)
OM —	Hinton 36 FG
UA —	McClard 35 FG
UA —	Burnett 6 pass from Montgomery (McClard PAT)

ATTENDANCE — 82,500

TEAM STATISTICS

	OM	UA
First Downs	15	16
First Downs	21	24
Rushing (Net)	154	189
Passing (Net)	273	338
Total Offense	427	527
Passing C-A-I	21-35-2	17-35-2
Punts-Avg.	6-37.7	2-30.5
Fumbles-Lost	0-0	1-1
Penalties-Yards	11-101	3-22

INDIVIDUAL LEADERS

Rushing	
OM —	Bowen 12-94 (TD); Manning 13-39 (TD)
UA —	Maxwell 8-108; Burnett 17-59 (TD)
Passing	
OM —	Manning 21-35-2 273 (TD)
UA —	Montgomery 17-34-1 338 (2 TD)
Receiving	
OM —	Poole 7-72; Studdard 5-109 (TD)
UA —	Maxwell 9-137 (TD); Dicus 6-171 (TD)



1971 GATOR BOWL

Auburn 35
Ole Miss 28



Shug Chumbler

Archie Manning recorded 275 yards of total offense in his final game at Ole Miss, but it wasn't enough to rally the Rebels past Auburn, as the Tigers took home a 35-28 win in the 1971 Gator Bowl.

The game also marked the Rebels' 18th and final bowl appearance under head coach John Vaught.

Behind quarterback Pat Sullivan, the Tigers built a 21-0 second-quarter lead before Manning engineered two touchdown drives

before the half to make it 21-14.

The two teams would then trade touchdowns in the second half.

Manning finished completeing 19-of-28 passes for 180 yards with an interception. He connected with Floyd Franks on a 34-yard touchdown pass in the second quarter to make it 21-14

Manning also added 95 yards rushing on 11 carries and scored Ole Miss' first points of the game on a two-yard run in the second quarter.

Sullivan passed for 351 yards and two scores for the Tigers. He completed 27-of-43 attempts and was intercepted once.

OLE MISS	0	14	7	7	—	28
AUBURN	14	7	14	0	—	35

SCORING

- AU — Beasley 8 pass from Sullivan (Jett PAT)
- AU — Bresler 7 pass from Sullivan (Jett PAT)
- AU — Sullivan 37 run (Jett PAT)
- OM — Manning 2 run (Poole PAT)
- OM — Franks 34 pass from Manning (Poole PAT)
- AU — Zofko 6 run (Jett PAT)
- OM — Poole 23 pass from Chumbler (Poole PAT)
- AU — Willingham 54 punt return (Jett PAT)
- OM — Chumbler 1 run (Poole PAT)

ATTENDANCE — 71,136

TEAM STATISTICS

	OM	AU
First Downs	21	23
Rushing (Net)	209	208
Passing (Net)	256	351
Total Offense	465	559
Passing C-A-I	23-39-1	27-44-1
Punts-Avg.	6-47.3	27-44.1
Fumbles-Lost	3-2	5-3
Penalties-Yards	2-13	6-63

INDIVIDUAL LEADERS

- Rushing**
- OM — Manning 11-95 (TD)
- AU — Clark 14-108; Sullivan 10-35
- Passing**
- OM — Manning 19-28-1 180 (TD); Chumbler 4-11-0 76 (TD)
- AU — Sullivan 27-43-1 351 (2 TD)
- Receiving**
- OM — Poole 9-111 (TD); Franks 7-78 (TD)
- AU — Beasley 8-143 (TD)



1971 PEACH BOWL

Ole Miss 41
Georgia Tech 18



Norris Weese

Ole Miss built a 38-6 halftime lead en route to a 41-18 win over Georgia Tech in the 1971 Peach Bowl, played on a soggy field at Atlanta Stadium.

The victory gave first-year head coach Billy Kinard a win in his first bowl game and completed a 10-2 season for Ole Miss.

Quarterback Norris Weese passed for 116 yards and added 32 rushing to earn the Most Valuable

Offensive Player trophy. He gave the Rebels a 7-0 lead in the first quarter on a one-yard run and connected on an 11-yard touchdown pass to Riley Myers to make it 38-6.

Linebacker Crowell Armstrong took home the Most Valuable Defensive Player trophy.

Tailback Greg Ainsworth rushed for a game-high 119 yards on 28 carries.

OLE MISS	10	28	0	3	—	41
GEORGIA TECH	0	6	6	6	—	18

SCORING

- OM — Weese 1 run (Hinton PAT)
- OM — Hinton 25 FG
- OM — Porter 2 run (Hinton PAT)
- OM — Porter 10 run (Hinton PAT)
- OM — Felts 15 pass from Lyons (Hinton PAT)
- OM — Myers 11 pass from Weese (Hinton PAT)
- GT — Healy 2 run (Run failed)
- GT — Healy 1 run (Pass failed)
- OM — Hinton 30 FG
- GT — Healy 1 run (Run failed)

ATTENDANCE — 38,599

TEAM STATISTICS

	OM	GT
First Downs	17	16
Rushing (Net)	179	166
Passing (Net)	139	151
Total Offense	318	317
Passing C-A-I	9-18	13-26
Punts-Avg.	5-37.4	5-31.2
Fumbles-Lost	2-1	3-3
Penalties-Yards	5-25	8-38

INDIVIDUAL LEADERS

- Rushing**
- OM — Ainsworth 28-119; Weese 11-32 (TD); Porter 8-26 (2 TD)
- GT — Hennessey 6-56; Cunningham 5-30
- Passing**
- OM — Weese 7-14-0 116 (TD)
- GT — McAshan 13-26-2 151
- Receiving**
- OM — Barry 3-39; Myers 2-49 (TD); Felts 2-23 (TD)
- GT — Owings 5-87; Oven 3-26; McNamara 2-22



1983 INDEPENDENCE BOWL

Air Force 9
Ole Miss 3



Andre Townsend

Ole Miss ended a 12-year drought with an appearance in the 1983 Independence Bowl. However, the Rebels return to the postseason wouldn't be a succesful one as nationally-ranked Air Force used three field goals from Sean Pavlich to forge a 9-3 win on a rainy evening in Shreveport, La.

The Rebels held in check a powerful wishbone attack by the Falcons, one which averaged more than 400 yards per game during the

1983 season. Ole Miss used a gallant goal line stand midway through the fourth quarter to stay within striking range.

Pavlich gave Air Force a 6-0 lead with field goals of 44 and 39 yards. The Rebels got on the board just before halftime on a 39-yard field goal by Neil Teevan with four seconds remaining.

Pavlich's third field goal of the night, a 27-yarder with 7:59 left in the third quarter, marked the end of the scoring.

Air Force held a 348-244 advantage in total offense and had a 37:13 edge in time of possession.

Buford McGee rushed for 11 yards on 22 carries for the Rebels.

The 1983 Independence Bowl marked Ole Miss' first bowl appearance under head coach Billy Brewer.

OLE MISS	0	3	0	0	—	3
AIR FORCE	3	3	3	0	—	9

SCORING

- AF — Pavlich 44 FG 7:37-1Q
- AF — Pavlich 39 FG 7:39-2Q
- OM — Teevan 39 FG 0:04-2Q
- AF — Pavlich 27 FG 7:59-3Q

ATTENDANCE — 41,274

TEAM STATISTICS

	OM	AF
First Downs	11	18
Rushing (Net)	106	277
Passing (Net)	138	71
Total Offense	244	348
Passing C-A-I	11-27-2	6-7-0
Punts-Avg.	5-43.6	3-30.3
Fumbles-Lost	1-0	3-3
Penalties-Yards	4-40	4-19
Time of Possession	22:47	37:13

INDIVIDUAL LEADERS

- Rushing**
- OM — McGee 22-111; Humphrey 6-15
- AF — Brown 12-91; Louthan 25-67; Kershner 15-58
- Passing**
- OM — Powell 11-27-2 138
- AF — Louthan 6-7-0 71
- Receiving**
- OM — Moffett 6-96; Holder 3-27
- AF — Kirby 3-49; Rose 2-28



1986 INDEPENDENCE BOWL

Ole Miss 20
Texas Tech 17



Mark Young

Mark Young passed for an Ole Miss bowl record of 343 yards to lead the Rebels to the first bowl victory in 15 years with a 20-17 victory over Texas Tech in the 1986 Independence Bowl.

Young would break five school bowl records, all held by former standout Archie Manning, on his way to being named Offensive Player of the Game. Young completed 31-of-50 passes and had 314 yards of

total offense in 62 plays. All were new Rebel marks.

Ole Miss lead 17-7 at halftime as Bryan Owen hit a 21-yard field goal with one second left in the first half.

Texas Tech pulled to within 17-14 early in the third quarter when Merv Scurlak returned an interception 33 yards for a score. The Red Raiders then tied the game on Scott Segrist's 19-yard field goal with 14:52 left in the game.

Young and the Rebels would answer on the next possession with a 48-yard field goal by Owen with 12:16 remaining to break the 17-17 deadlock.

OLE MISS	7	10	0	3	—	20
TEXAS TECH	0	7	7	3	—	17

SCORING

- OM — Goodloe 1 run (Owen PAT) 8:21-1Q
- OM — Mickles 9 run (Owen PAT) 14:57-2Q
- TT — Gray 1 run (Segrist PAT) 7:47-2Q
- OM — Owen 21 FG 0:01-2Q
- TT — Scurlak 33 interception (Segrist PAT) 11:15-3Q
- TT — Segrist 19 FG 14:52-4Q
- OM — Owen 48 FG 12:16-4Q

ATTENDANCE — 46,369

TEAM STATISTICS

	OM	TTU
First downs	26	18
Rushing (Net)	60	175
Passing (Net)	343	181
Total Offense	403	356
Passing C-A-I	31-50-1	17-40-1
Punts-Avg.	6-45.5	8-41.5
Fumbles-Lost	1-1	2-0
Penalties-Yards	5-33	5-60
Time of Possession	32:09	27:51


INDIVIDUAL LEADERS

- Rushing
 - OM — Mickles 19-53 (1 TD); Sykes 7-16
 - TT — Farris 17-99; Garnett 8-36
- Passing
 - OM — Young 31-50-1 343
 - TT — Tolliver 17-40-1 181
- Receiving
 - OM — Ambrose 8-102; Myers 4-69; Perry 5-47
 - TT — Price 9-74; Walker 3-71



1989 LIBERTY BOWL

Ole Miss 42
Air Force 29



John Darnell

In a game billed to be an offensive shootout, Ole Miss outlasted Air Force 42-29 in the 31st annual Liberty Bowl in Memphis, Tenn.

Chucky Mullins, the defensive back who was paralyzed in an October 28, game with Vanderbilt, visited the Ole Miss locker room prior to the game in his first trip outside Baptist Memorial Hospital in Memphis since the injury.

The visit seemed to energize the Rebels as they raced to a 28-9 halftime lead.

Liberty Bowl MVP Randy Baldwin rushed for 177 yards on 14 carries with two touchdowns, and John Darnell passed for 261 yards and a score.

The two teams combined for 55 first downs and 1,046 yards of total offense. Ole Miss held a 30-25 advantage in first downs, and a 533-513 edge in total yards.

OLE MISS	14	14	7	7	—	42
AIR FORCE	9	0	6	14	—	29

SCORING

- OM — Hines 32 pass from Darnell (Hogue PAT) 3:53-1Q
- AF — Wood 37 FG 11:16-1Q
- OM — Baldwin 23 run (Hogue PAT) 9:18-1Q
- AF — Dowis 2 run (pass failed) 3:19-1Q
- OM — Baldwin 21 run (Hogue PAT) 10:20-2Q
- OM — Coleman 58 punt return (Hogue kick) 1:21-2Q
- AF — Johnson 3 run (run failed) 12:50-3Q
- OM — Coleman 11 run (Hogue PAT) 0:26-3Q
- OM — Thigpen 8 pass from Shows (Hogue PAT) 10:44-4Q
- AF — Senn 35 pass from McDowell (pass failed) 9:02-4Q
- AF — Senn 21 pass from McDowell (Durham run) 2:34-4Q

ATTENDANCE — 60,128

TEAM STATISTICS

	OM	AF
First Downs	30	25
Rushing (Net)	248	259
Passing (Net)	285	233
Total Offense	533	513
Passing C-A-I	21-37-0	14-24-2
Punts-Avg.	5-38.2	4-43.3
Fumbles-Lost	2-2	3-2
Penalties-Yards	7-45	2-12
Time of Possession	27:15	32:45

INDIVIDUAL LEADERS

- Rushing
 - OM — Baldwin 14-177-2; Shows 4-14; Ashley 3-12
 - AF — Dowis 18-92-1; Johnson 10-48-1; Lewis 14-42
- Passing
 - OM — Darnell 19-33-0-261 (TD); Shows 2-4-0-24 (TD)
 - AF — Dowis 7-16-2-86; McDowell 7-8-0-147 (2 TD)
- Receiving
 - OM — Green 5-72; Hines 3-69-1; Gebbia 2-40
 - AF — Senn 7-150-2; Van Hulzen 5-57



1991 GATOR BOWL

Michigan 35
Ole Miss 3



Brian Lee

Michigan rolled up 715 yards of total offense and broke open a 14-3 game with 21 third-quarter points to roll to a 35-3 win over Ole Miss in the 1991 Gator Bowl in Jacksonville, Fla.

The Wolverines entered the game 8-3, however, Michigan was a combined six points from being a perfect 11-0 and playing for the national championship in the Rose Bowl.

Michigan quarterback Elvis Grbac passed for 296 yards and four touchdowns, while wide receiver Desmon Howard caught six passes for 167 yards and two touchdowns.

Brian Lee accounted for Ole Miss' only points of the game, connecting for a 51-yard field goal to make it 7-3 with 8:00 left in the second quarter.

OLE MISS	0	3	0	0	—	3
MICHIGAN	7	7	21	0	—	35

SCORING

- UM — Howard 63 pass from Grbac (Carlson PAT) 1:04-1Q
- OM — Lee 51 FG, 8:00-2Q
- UM — Bunch 7 pass from Grbac (Carlson PAT) 4:19-2Q
- UM — Howard 50 pass from Grbac (Carlson PAT) 10:53-3Q
- UM — Bunch 5 run (Carlson PAT) 3:39-3Q
- UM — Alexander 33 pass from Grbac (Carlson PAT) :31-3Q

ATTENDANCE — 68,927

TEAM STATISTICS

	OM	UM
First Downs	20	35
Rushing (Net)	93	391
Passing (Net)	240	324
Total Offense	333	715
Passing C-A-I	18-32-4	20-32-2
Punts-Avg.	5-38.0	2-24.5
Fumbles-Lost	4-2	2-1
Penalties-Yards	4-49	6-69
Time of Possession	23:37	36:23

INDIVIDUAL LEADERS

- Rushing
 - OM — Baldwin 8-54; Thigpen 6-32; Billings 2-6; Courtney 1-6
 - UM — Vaughn 15-128; Powers 14-112; Bunch 11-54-1; Legette 5-54
- Passing
 - OM — Shows 21-13-3 165; Luke 11-5-1 65
 - UM — Grbac 25-16-1 296 (4 TD); Sallom 7-4-1 28
- Receiving
 - OM — Brownlee 5-71; Roberts 4-67; Owens 3-42; Small 1-25
 - UM — Howard 6-167 (2 TD); Alexander 2-50 (TD); VanDyne 3-32; Bunch 2-22 (TD)



1992 LIBERTY BOWL

Ole Miss 13
Air Force 0



Russ Shows

For the third time in 10 years, Ole Miss and Air Force faced each other in a bowl game. For the second time in four years, that match-up took place in the Liberty Bowl.

Behind the play of linebacker Cassius Ware, Ole Miss held Air Force to 185 yards of total offense to pitch a 13-0 shutout of the Falcons. The shutout marked the first time in 150 games that Air Force had been held scoreless.

Ware was credited with 10 tackles, including two sacks, to earn Liberty Bowl MVP honors.

Dou Innocent gave Ole Miss a 7-0 lead with a five-yard touchdown run in the first quarter. The Rebels would then receive field goals of 24 and 29 yards from Brian Lee.

Innocent finished with 65 yards on 17 carries and Cory Philpot added 55 yards rushing on 10 attempts.

Quarterback Russ Shows completed 9-of-19 passes for 163 yards.

OLE MISS	7	3	0	3	—	13
AIR FORCE	0	0	0	0	—	0

SCORING

- OM — Innocent 5 run (Lee PAT) 2:42-1Q
- OM — Lee 24 FG 11:11-2Q
- OM — Lee 29 FG 9:56-4Q

ATTENDANCE — 32,107

TEAM STATISTICS

	OM	AF
First Downs	13	14
Rushing (Net)	168	104
Passing (Net)	163	81
Total Offense	331	185
Passing C-A-I	9-19-0	10-17-2
Punts-Avg.	5-20.2	7-33.0
Fumbles-Lost	2-1	2-1
Penalties-Yards	7-57	6-53
Time of Possession	27:56	32:04

INDIVIDUAL LEADERS

- Rushing
OM — Innocent 17-65 (TD); Philpot 10-55; Courtney 7-30
AF — Pastorello 49; Onuoha 27; Young 23
- Passing
OM — Shows 9-19-0 163
AF — Baker 5-8-0 26; Teigen 5-8-1 55; Young 0-1-1 0
- Receiving
OM — Courtney 4-63; Small 2-59; Kohn 2-42
AF — Wilkie 3-14; Hufford 2-18



1997 MOTOR CITY BOWL

Ole Miss 34
Marshall 31



Deuce McAllister

Freshman running back Deuce McAllister's one-yard plunge with 31 seconds remaining lifted Ole Miss to a 34-31 win over Marshall in the inaugural Motor City Bowl, played at the Pontiac Silverdome.

The Motor City Bowl marked the Rebels' first postseason appearance after a four-year hiatus, and was Ole Miss' first under head coach Tommy Tuberville.

Senior quarterback Stewart Patridge garnered MVP honors, passing for 332 yards and three touchdowns. He completed 29-of-47 passes and was intercepted once.

The Thundering Herd, of the Mid-American Conference, featured Chad Pennington. Pennington was 23-of-45 passing for 337 yards and three touchdowns, and Randy Moss caught six passes for 173 yards and a score.

The two teams combined for 1,000 yards of total offense and the game featured six lead changes.

OLE MISS	7	0	14	13	—	34
MARSHALL	10	7	0	14	—	31

SCORING

- OM — Avery 1 run (Lindsey kick) 14:36-1Q
- MU — Moss 80 pass from Pennington (Malashevich kick) 14:19-1Q
- MU — Malashevich 36 FG 0:22-1Q
- MU — Colclough 19 pass from Pennington (Malashevich kick) 9:04-2Q
- OM — Rone 13 pass from Patridge (Lindsey kick) 11:46-3Q
- OM — McAllister 20 pass from Patridge (Lindsey kick) 6:00-3Q
- MU — Chapman 6 pass from Pennington (Malashevich kick) 10:12-4Q
- OM — G. Heard 19 pass from Patridge (Lindsey kick) 5:39-4Q
- MU — Chapman 9 run (Malashevich kick) 2:57-4Q
- OM — McAllister 1 run (Lindsey kick) 0:31-4Q

ATTENDANCE — 43,340

TEAM STATISTICS

	OM	MU
First Downs	29	23
Rushing (Net)	179	170
Passing (Net)	332	337
Total Offense	511	507
Passing C-A-I	29-48-1	23-45-0
Punts-Avg.	4-41.8	7-39.7
Fumbles-Lost	0-0	3-2
Penalties-Yards	7-71	10-93
Time of Possession	34:21	25:39

INDIVIDUAL LEADERS

- Rushing
OM — Avery 27-110 (TD); McAllister 8-71 (TD)
MU — Chapman 19-153 (TD)
- Passing
OM — Patridge 29-47-1-332 (3 TD); King 0-1-1-0
MU — Pennington 23-45-0-337 (3 TD)
- Receiving
OM — Peterson 7-66; French 6-37
MU — Colclough 8-84 (TD); Moss 6-173 (TD)



1998 INDEPENDENCE BOWL

Ole Miss 35
Texas Tech 18



Romaro Miller

Sophomore quarterback Romaro Miller returned from a broken collarbone suffered three weeks earlier to pass for 216 yards and three touchdowns to lead Ole Miss to a 35-18 win over Texas Tech in the 1998 Independence Bowl.

The game also marked the Rebel debut of head coach David Cutcliffe, who was hired less than a month before the game from his offensive coordinator position at Tennessee.

Miller completed 14-of-23 passes and was intercepted once. His three touchdown passes set a new Independence Bowl record, and he also garnered Offensive MVP honors.

Junior defensive tackle Kendrick Clancy anchored an Ole Miss defense that limited the Red Raiders to 285 yards of total offense. Clancy would earn the bowl's Defensive MVP honors.

Sophomore running back Deuce McAllister scored three touchdowns on the evening. He scored on a 32-yard pass from Miller in the second quarter to give the Rebels a 14-7 lead. He later scored on a four-yard run to make it 28-10 and capped the scoring by returning an onside kick 48 yards with 38 seconds remaining.

OLE MISS	7	7	0	21	—	35
TEXAS TECH	7	3	0	8	—	18

SCORING

- TT — Dorris 22 pass from Peters (Birkholz kick) 5:47-1Q
- OM — Lucas 33 pass from Miller (McGee kick) 1:18-1Q
- OM — McAllister 32 pass from Miller (McGee kick) 6:04-2Q
- TT — Birkholz 49 FG 2:18-2Q
- OM — Peterson 26 pass from Miller (McGee kick) 8:22-4Q
- OM — McAllister 4 run (McGee kick) 3:28-4Q
- TT — McCullar 14 fumble return (Winn pass from Tittle) 0:44-4Q
- OM — McAllister 43 kickoff return (McGee kick) 0:38-4Q

ATTENDANCE — 46,862

TEAM STATISTICS

	OM	TT
First Downs	19	18
Rushing (Net)	139	82
Passing (Net)	216	203
Total Offense	355	285
Passing C-A-I	23-14-1	30-16-2
Punts-Avg.	5-32.4	6-30.8
Fumbles-Lost	3-2	2-1
Penalties-Yards	7-86	5-55
Time of Possession	34:47	25:13

INDIVIDUAL LEADERS

- Rushing
OM — McAllister 27-79 (TD), Stackhouse 9-37
TT — Williams 23-85, Peters 6-9
- Passing
OM — Miller 23-14-1-216 (3TD)
TT — Tittle 19-11-2-134; Peters 11-5-0-69 (TD)
- Receiving
OM — French 4-46, Peterson 3-54 (TD)
TT — Dorris 5-66 (TD), Hart 4-50



1999 INDEPENDENCE BOWL

Ole Miss 27
Oklahoma 25



Les Binkley

Les Binkley's 39-yard field goal as time expired lifted Ole Miss to a 27-25 win over Oklahoma, New Year's Eve night in the 1999 Sanford Independence Bowl. The contest was the final college football game of the 20th century.

The Sooners had taken a 25-24 lead with 2:17 left in the fourth quarter when Josh Heupel found Quenton Griffin for a 17-yard touchdown pass.

Deuce McAllister would return the ensuing kickoff 42 yards to the Ole Miss 43. He then reeled off runs of eight and nine yards to move the Rebels into Sooner territory and helped set up Binkley's game-winning field goal.

McAllister finished with 239 all-purpose yards, including 121 yards rushing on 17 carries. He broke an 80-yard touchdown run in the second quarter to give the Rebels a 21-3 half-time lead.

OLE MISS	7	14	0	6	—	27
OKLAHOMA	3	0	15	7	—	25

SCORING

- OM — McAllister 25 pass from Miller (Binkley kick) 9:09-1Q
- OU — Duncan 34 FG 5:22-1Q
- OM — Bettis 9 pass from Miller (Binkley kick) 8:13-2Q
- OM — McAllister 80 run (Binkley kick) 4:05-2Q
- OU — Jackson 3 pass from Heupel (Duncan kick) 11:26-3Q
- OU — Daniels 41 pass from Heupel (Hammons pass) 3:58-3Q
- OM — Binkley 29 FG 11:18-4Q
- OU — Griffin 17 pass from Heupel (Duncan kick) 2:17-4Q
- OM — Binkley 39 FG 0:00-4Q

ATTENDANCE — 49,873

TEAM STATISTICS

	OM	OU
First Downs	19	27
Rushing (Net)	159	91
Passing (Net)	202	390
Total Offense	361	481
Passing C-A-I	29-18-2	54-39-1
Punts-Avg.	5-39.4	1-10.0
Fumbles-Lost	1-0	3-3
Penalties-Yards	3-13	4-35
Time of Possession	29:24	30:36


INDIVIDUAL LEADERS

- Rushing
 - OM — McAllister 17-121 (TD), Gunn 5-27
 - OU — Griffin 12-86, Daniels 2-25
- Passing
 - OM — Miller 28-18-2-202 (2 TD)
 - OU — Heupel 53-39-1-390 (3 TD)
- Receiving
 - OM — Peterson 5-51, McAllister 3-55 (TD)
 - OU — Jackson 10-76 (TD), Griffin 8-65 (TD)



2000 MUSIC CITY BOWL

West Virginia 49
Ole Miss 38



Eli Manning

Redshirt freshman quarterback Eli Manning came off the bench to throw three fourth-quarter touchdown passes, but it wasn't enough to overcome a 49-9 deficit as Ole Miss fell 49-38 to West Virginia in the 2000 Music City Bowl. The game was the final one for Mountaineer head coach Don Nehlen's 21-year career at the school.

Leading 35-9 at the half, Shawn Terry returned the second half kickoff 99 yards to extend the West Virginia lead to 42-9. The Mountaineers then made it 49-9 on a

10-yard pass from Brad Lewis to Khori Ivy.

Romaro Miller scored on a seven-yard run with 7:52 left in the third quarter to make it 49-16 before Manning would take over the offense.

In the final 15 minutes, Manning threw touchdown passes of 23 yards to Jamie Armstrong, 18 yards to Omar Rayford and 16 yards to Toward Sanford.

Manning's three touchdown passes tied an Ole Miss bowl record. He finished 12-of-20 for 167 yards and was intercepted once.

OLE MISS	3	6	7	22	—	38
WEST VIRGINIA	7	28	14	0	—	49

SCORING

- WV — Ours 40 pass from Lewis (Rauh kick) 9:27-1Q
- OM — Binkley 23 FG 1:51-1Q
- WV — Ivy 11 pass from Lewis (Rauh kick) 13:39-2Q
- OM — Binkley 47 FG 8:41-2Q
- WV — Brown 35 pass from Lewis (Rauh kick) 8:12-2Q
- OM — Binkley 26 FG 4:22-2Q
- WV — Brown 60 pass from Lewis (Rauh kick) 3:59-2Q
- WV — Ours 1 run (Rauh kick) 2:04-2Q
- WV — Terry 99 kickoff return (Rauh kick) 14:42-3Q
- WV — Ivy 10 pass from Lewis (Rauh kick) 9:59-3Q
- OM — Miller 7 run (Binkley kick) 7:52-3Q
- OM — Armstrong 23 pass from Manning (Binkley kick) 13:08-4Q
- OM — Rayford 18 pass from Manning (Binkley kick) 9:08-4Q
- OM — Sanford 16 pass from Manning (Taylor pass) 6:34-4Q

ATTENDANCE — 47,119

TEAM STATISTICS

	OM	WV
First Downs	28	19
Rushing (Net)	96	114
Passing (Net)	388	318
Total Offense	484	432
Passing C-A-I	51-28-3	21-15-1
Punts-Avg.	3-29.3	2-39.0
Fumbles-Lost	1-0	0-0
Penalties-Yards	12-93	8-77
Time of Possession	35:16	24:44

INDIVIDUAL LEADERS

- Rushing
 - OM — Gunn 8-34, Miller 7-32 (TD)
 - WV — Cobourne 27-125, Ours 3-5 (TD)
- Passing
 - OM — Miller 31-16-2-221, Manning 20-12-1-167 (3 TD)
 - WV — Lewis 21-15-1-318 (5 TD)
- Receiving
 - OM — Collins 5-65, Heard 4-46, Armstrong 3-59 (TD)
 - WV — Brown 6-156 (2 TD), Ivy 6-99 (2 TD)



2002 INDEPENDENCE BOWL

Ole Miss 27
Nebraska 23



Jesse Mitchell

Jonathan Nichols' 43-yard field goal with 4:36 remaining in the game helped Ole Miss post a 27-23 win over Nebraska in the 2002 Independence Bowl.

Junior quarterback Eli Manning completed 25-of-44 passes for 313 yards and a touchdown to earn Most Valuable Offensive Player honors.

The Cornhuskers took a 17-7 lead with 2:43 left in the first half when DeJuan Groce returned a punt 60 yards for a score.

Manning would engineer a nine-play, 88-yard drive in 1:11, capped by a one-yard run by Toward Sanford to pull the Rebels to within 17-14 at halftime.

Nichols tied the game in the third quarter with a 37-yard field goal and Nebraska answered with a 23-yard field goal by Josh Brown to take a 20-17 lead with 7:06 left in the quarter.

Sanford's second one-yard touchdown run of the day with 3:24 left in the third quarter put Ole Miss on top for good at 24-20.

NEBRASKA	3	14	3	3	—	23
OLE MISS	0	14	10	3	—	27

SCORING

- NU — Brown 29 FG 6:53-1Q
- NU — Herian 41 pass from Lord (Brown kick) 13:38-2Q
- OM — K. Johnson 11 pass from Manning (Nichols kick) 7:47-2Q
- NU — Groce 60 punt return (Brown kick) 2:43-2Q
- OM — Sanford 1 run (Nichols kick) 1:32-2Q
- OM — Nichols 37 FG 9:02-3Q
- NU — Brown 23 FG 7:06-3Q
- OM — Sanford 1 run 3:24-3Q
- NU — Brown 29 FG 7:50-4Q
- OM — Nichols 43 FG 4:38-4Q

ATTENDANCE — 46,096

TEAM STATISTICS

	NU	OM
First Downs	17	20
Rushing (Net)	266	52
Passing (Net)	93	313
Total Offense	359	365
Passing C-A-I	17-7-2	44-25-0
Punts-Avg.	6-43.8	8-43.8
Fumbles-Lost	0-0	1-0
Penalties-Yards	6-70	6-41
Time of Possession	29:29	30:31


INDIVIDUAL LEADERS

- Rushing
 - NU — Diedrick 13-92, Lord 17-83
 - OM — McClendon 12-36, Turner 7-30
- Passing
 - NU — Lord 16-7-2-93 (TD)
 - OM — Manning 44-25-0-313 (TD)
- Receiving
 - NU — Thomas 3-34, Herian 1-41 (TD)
 - OM — Flowers 6-76, Collins 6-58, Biddle 4-62



2004 COTTON BOWL

Ole Miss 31
Oklahoma State 28



Eli Manning

After a 42-year hiatus, the Rebels made a triumphant return to Dallas as 16th-ranked Ole Miss claimed a 31-28 win over 21st-ranked Oklahoma State in the 2004 playing of the SBC Cotton Bowl.

Eli Manning led the charge for the Rebels as the senior quarterback and Heisman finalist passed for 259 yards and three touchdowns on his way to Offensive MVP

honors as he rallied the Rebels from a 14-7 deficit in the second quarter.

Manning finished the day 22-of-31 with one interception and two touchdown passes.

With the victory, the Rebels celebrated their first Cotton Bowl appearance since 1962 with a win over a nationally ranked program from the Big 12 and capped off the first 10-win season for the program since 1971 and improved the Rebels to a 2-1 record in the Cotton Bowl.

OKLAHOMA STATE	7	7	0	14	—	28
OLE MISS	7	10	7	7	—	31

SCORING

- OM — Turner 16 pass from Manning (Nichols kick) 4:55 - 1Q
- OS — Morency 4 run (Phillips kick) 1:17 - 1Q
- OS — Bell 3 run (Phillips kick) 11:30 - 2Q
- OM — Espy 25 pass from Manning 8:14 - 2Q
- OM — Nichols 33 FG :15 - 2Q
- OM — Turner 2 run 7:35 - 3Q
- OM — Manning 1 run (Nichols kick) 12:50 - 4Q
- OS — Morency 1 run (Phillips kick) 8:50 - 4Q
- OS — Woods 17 pass from Fields (Phillips kick) 4:38 - 4Q

ATTENDANCE — 73,928

TEAM STATISTICS

	OS	OM
First Downs	22	24
Rushing (Net)	110	190
Passing (Net)	307	259
Total Offense	417	449
Passing C-A-I	33-21-0	31-22-1
Punts-Avg.	3-37.7	3-38.0
Fumbles-Lost	0-0	0-0
Penalties-Yards	6-49	2-20
Time of Possession	28:31	31:29

INDIVIDUAL LEADERS

- Rushing
 - OS — Morency 15-59, Bell 14-46
 - OM — Turner 20-133, Pearson 12-42
- Passing
 - OS — Fields 33-21-0-307 (TD)
 - OM — Manning 31-22-1-259 (2TD)
- Receiving
 - OS — R. Woods 11-223 (TD), D. Woods 4-51
 - OM — Collins 8-75, Johnson 3-53, Espy 2-47 (TD)



2009 COTTON BOWL

Ole Miss 47
Texas Tech 34



Jevan Snead

Behind Jevan Snead's passing, Dexter McCluster's squirming runs and some big returns by Marshay Green, No. 20 Ole Miss overcame an early deficit and beat No. 8 Texas Tech 47-34 Friday in the final Cotton Bowl played in the stadium of the same name.

The Red Raiders (11-2) converted a pair of early turnovers into a 14-0 lead, but Snead led the

Rebels to touchdowns on their next three drives, followed by a go-ahead field goal shortly before halftime. Once Green returned an interception 65 yards for a touchdown early in the third quarter, Ole Miss (9-4) was well on its way to capping coach Houston Nutt's first season in grand style.

This was Ole Miss' sixth straight win, matching its longest streak since 2003, when Eli Manning was a senior. That also was the last time the Rebels had been to a bowl.

OLE MISS	7	17	14	9	—	47
TEXAS TECH	14	7	0	13	—	34

SCORING

- TT — Britton 45 pass from Harrell (Williams kick) 6:31 - 1Q
- TT — McBath 45 interception return (Williams kick) 5:22 - 1Q
- OM — Harris 8 pass from Snead (Shene kick) 1:49 - 1Q
- OM — Wallace 41 pass from Snead (Shene kick) 11:57 - 2Q
- TT — Crabtree 2 pass from Harrell (Williams kick) 7:44 - 2Q
- OM — Harris 21 pass from Snead (Shene kick) 4:09 - 2Q
- OM — Shene 27 FG 1:08 - 2Q
- OM — Green 65 interception return (Shene kick) 12:12 - 3Q
- OM — Bolden 17 run (Shene kick) 6:55 - 3Q
- TT — Britton 12 pass from Harrell (Williams kick) 12:13 - 4Q
- OM — Trahan safety 10:02 - 4Q
- OM — McCluster 4 run (Shene kick) 4:34 - 4Q
- TT — Morris 17 pass from Harrell (Harrell kick failed) 1:37 - 4Q

ATTENDANCE — 88,175

TEAM STATISTICS

	OM	TT
First Downs	26	24
Rushing (Net)	223	105
Passing (Net)	292	364
Total Offense	515	469
Passing C-A-I	18-29-1	36-58-1
Punts-Avg.	2-37.5	4-41.0
Fumbles-Lost	2-2	1-0
Penalties-Yards	2-15	8-62
Time of Possession	35:14	24:46

INDIVIDUAL LEADERS

- Rushing
 - OM — Bolden 11-101 (TD), McCluster 14-99 (TD)
 - TT — Woods 6-47, Harrell 6-43
- Passing
 - OM — Snead 29-18-1-292 (3 TD)
 - TT — Harrell 58-36-2-364 (4 TD)
- Receiving
 - OM — McCluster 6-83, Wallace 4-80 (TD)
 - TT — Morris 10-89 (TD), Britton 5-87 (2 TD)

Dexter McCluster gave Ole Miss fans a finale to remember,



2010 COTTON BOWL

Ole Miss 21
Oklahoma State 7



Dexter McCluster

rushing for 184 yards and two touchdowns, including the go-ahead 2-yard run on a direct snap with 4:03 left as the Rebels beat No. 18 Oklahoma State 21-7 in the Cotton Bowl on Saturday.

McCluster also had an 86-yard TD run in the second quarter after the senior had already become the first Southeastern Conference player with 1,000 yards rushing and 500 yards receiving in the

same season.

Ole Miss (9-4) had five turnovers in the game, but Oklahoma State had six in the fourth quarter, and seven overall.

McCluster was the obvious standout, the game's offensive MVP for the second year in a row. He had 34 carries along with five catches for 45 yards. He leaves Ole Miss with 3,923 career all-purpose yards, second in school history behind Deuce McAllister's 4,889.

After becoming only Ole Miss' fourth 1,000-yard rusher on his third carry of the game, McCluster surpassed 500 yards receiving on the final play of the first quarter. Yet, his best was still to come.

McCluster's 86-yard TD run in the second quarter came on a handoff from freshman quarterback Nathan Stanley. McCluster went to the right and through a gap, running untouched for the second-longest run in the 74-year history of the Cotton Bowl.

OKLAHOMA STATE	0	0	7	0	—	7
OLE MISS	0	7	0	14	—	21

SCORING

- OM — McCluster 86 run (Shene kick) 11:19 - 2Q
- OS — Youman 1 pass from Toston (Bailey kick) 7:13 - 2Q
- OM — McCluster 2 run (Shene kick) 4:03 - 4Q
- OM — Trahan 34 fumble recovery (Shene kick) 3:12 - 4Q

ATTENDANCE — 77,928

TEAM STATISTICS

	OS	OM
First Downs	9	20
Rushing (Net)	140	193
Passing (Net)	119	230
Total Offense	259	364
Passing C-A-I	14-34-4	15-30-4
Punts-Avg.	8-50.2	5-47.0
Fumbles-Lost	5-3	2-1
Penalties-Yards	6-62	10-82
Time of Possession	25:23	34:37

INDIVIDUAL LEADERS

- Rushing
 - OM — D. McCluster, 34-184
 - OS — K. Hunter, 9-94
- Passing
 - OM — J. Snead, 23-13-3-168
 - OS — Z. Robinson, 31-13-4-118
- Receiving
 - OM — S. Hodge, 7-112
 - OS — J. Blackmon, 4-45



2013 BBVA COMPASS BOWL

Ole Miss 38
Pittsburgh 17



Bo Wallace

Six weeks after closing out its regular season by defeating No. 24 Mississippi State to bring home the Egg Bowl trophy for the first time since 2008, Ole Miss (7-6) took down Pitt in the BBVA Compass Bowl in Birmingham, Ala., 38-17. It was Ole Miss' first bowl appearance since topping Oklahoma State 21-7 in the 2010 AT&T Cotton Bowl. The 38 points scored by Ole Miss is a BBVA Compass Bowl record.

Ole Miss sophomore quarterback Bo Wallace, the BBVA Compass Bowl MVP, finished the game 22-32 passing for 151 yards with three touchdowns and two interceptions. The Rebels spread the ball around through the air with three receivers catching five or more passes. Freshman running back I'Tavious Mathers led Ole Miss on the ground with six carries for 96 yards, including a 62-yard touchdown run in the fourth quarter, the longest in BBVA Compass Bowl history.

On the defensive side of the ball, junior middle linebacker Mike Marry led Ole Miss with seven tackles, four tackles for loss and a forced fumble.

The Rebels closed out the first half with a 31-yard field goal from Bryon Rose that gave the Rebels a 24-10 lead going into the break. Ole Miss' 24 first-half points tied the BBVA Compass Bowl record for most points scored in a half.

PITTSBURGH	0	10	0	7	—	17
OLE MISS	14	10	7	7	—	38

SCORING

- OM — Logan 14 pass from Wallace (Rose kick) 10:16 - 1Q
- OM — Mackey 27 pass from Wallace (Rose kick) 5:22 - 1Q
- PITT — Street 10 pass from Sunseri (Harper kick) 7:13 - 2Q
- OM — Sanders 18 pass from Wallace (Rose kick) 6:02 - 2Q
- PITT — Harper 47 FG 1:56 - 2Q
- OM — Rose 31 FG 0:00 - 2Q
- OM — Brunetti 1 run (Rose kick) 0:21 - 3Q
- OM — Mathers 62 run (Rose kick) 8:48 - 4Q
- PITT — Shanahan 16 pass from Sunseri (Harper kick) 2:23 - 4Q

ATTENDANCE — 59,135

TEAM STATISTICS

	PITT	OM
First Downs	17	23
Rushing (Net)	81	224
Passing (Net)	185	163
Total Offense	266	387
Passing C-A-I	16-32-1	24-37-2
Punts-Avg.	6-48.3	3-39.7
Fumbles-Lost	1-1	3-0
Penalties-Yards	3-26	8-66
Time of Possession	28:36	31:24

INDIVIDUAL LEADERS

- Rushing
 - OM — I. Mathers, 6-96
 - PITT — R. Shell, 25-91
- Passing
 - OM — B. Wallace, 37-24-2-151 (3TD)
 - PITT — T. Sunseri, 32-16-1-185 (2TD)
- Receiving
 - OM — J. Logan, 6-36 (TD), V. Sanders, 5-39 (TD)
 - PITT — D. Street, 7-83 (TD)



2013 MUSIC CITY BOWL

Ole Miss 25
Georgia Tech 17



Bo Wallace

Ole Miss junior quarterback Bo Wallace threw one touchdown and ran for two more, and the Rebels' defense held the Georgia Tech triple-option attack in check en route to a 25-17 victory at LP Field in the 2013 Franklin American Mortgage Music City Bowl.

The Rebels' victory was their sixth straight bowl victory, which is currently the longest in the country. Auburn and Florida State, which play

each other in the national championship game Jan. 6, each have bowl winning streaks of five games.

Wallace, who was named the game's MVP, finished the game 22-32 for 256 yards, as well as a career-high 86 yards rushing on 13 carries. The Pulaski, Tenn., native's 342 total yards Monday pushed his season total to 3,701, topping Eli Manning's school record of 3,572 yards set in 2003.

Junior Donte Moncrief led the Ole Miss receiving corps with six catches for 113 yards and a touchdown.

Defensively, junior linebacker Serderius Bryant and sophomore defensive tackle Issac Gross each had eight tackles, while freshman Tony Conner and senior defensive end D.T. Shackelford had seven tackles. Bryant led the Rebels with a team-high six solo tackles, and Gross recorded a team-high three tackles for loss.

OLE MISS	7	6	10	2	—	25
GEORGIA TECH	7	0	0	10	—	17

SCORING

- OM — Wallace 17 run (Ritter kick) 4:45 - 1Q
- GT — Godhigh 8 run (Butker kick) 5:44 - 1Q
- OM — Moncrief 28 pass from Wallace (Blocked) 1:19 - 2Q
- OM — Wallace 10 run (Ritter kick) 1:29 - 3Q
- OM — Ritter 29 FG 3:02 - 3Q
- GT — Butker 38 FG 3:12 - 4Q
- GT — Waller 72 pass from Lee (Butker kick) 0:11 - 4Q
- OM — Team safety - 4Q

ATTENDANCE — 52,125

TEAM STATISTICS

	OM	GT
First Downs	28	18
Rushing (Net)	221	151
Passing (Net)	256	147
Total Offense	477	298
Passing C-A-I	23-36-1	5-17-1
Punts-Avg.	5-42.4	6-38.5
Fumbles-Lost	3-0	2-1
Penalties-Yards	3-15	5-40
Time of Possession	32:50	27:10

INDIVIDUAL LEADERS

- Rushing
 - OM — B. Wallace, 13-86 (2 TD)
 - GT — R. Godhigh, 10-50 (TD)
- Passing
 - OM — B. Wallace, 22-32-1-256 (TD)
 - GT — V. Lee, 5-17-1-147 (TD)
- Receiving
 - OM — D. Moncrief, 6-113 (TD)
 - GT — D. Waller, 2-79 (TD)



2014 PEACH BOWL

TCU 42
Ole Miss 3



Senquez Golson

A dominant effort by No. 6 TCU on both sides of the ball was too much to overcome for No. 9 Ole Miss, as the Rebels (9-4) lost 42-3 in the Chick-fil-A Peach Bowl.

The nation's second-leading offense, the Horned Frogs scored early and often, and the defense suffocated the Ole Miss offense, holding the Rebels to a season-low 10 first downs and 129 yards of total offense.

Senior cornerback Senquez Golson tied the school record with his 10th interception of the season, the 16th of his career, which is tied for third place in Ole Miss history. It also helped set up the Rebels' lone score of the game, a 27-yard field goal by freshman kicker Gary Wunderlich.

Playing in its third straight bowl game for the first time since 1998-2000, Ole Miss had its six-game bowl winning streak snapped, which was tied with Florida State for the longest in the nation.

OLE MISS	0	0	0	3	—	3
TCU	14	14	14	0	—	42

SCORING

- TCU — Green 31 pass from Listenbee (Oberkrom kick) 14:00 - 1Q
- TCU — Green 15 run (Oberkrom kick) 6:23 - 1Q
- TCU — Doctson, 12 pass from Boykin (Oberkrom kick) 11:00 - 2Q
- TCU — McFarland INT return (Oberkrom kick) 2:00 - 2Q
- TCU — Listenbee 35 pass from Boykin (Oberkrom kick) 13:37 - 3Q
- TCU — Doctson 27 pass from Boykin (Oberkrom kick) 13:09 - 3Q
- OM — Wunderlich 27 FG 7:18 - 4Q

ATTENDANCE — 65,706

TEAM STATISTICS

	OM	TCU
First Downs	10	24
Rushing (Net)	9	177
Passing (Net)	120	246
Total Offense	129	423
Passing C-A-I	11-27-3	27-37-3
Punts-Avg.	8-42.4	4-42.4
Fumbles-Lost	2-1	2-1
Penalties-Yards	6-44	5-55
Time of Possession	25:00	35:00

INDIVIDUAL LEADERS

- Rushing
 - OM — I. Mathers, 7-26 (0 TD)
 - TCU — A. Green, 18-68 (TD)
- Passing
 - OM — B. Wallace, 10-23-3-109 (0 TD)
 - TCU — T. Boykin, 22-31-3-187 (3 TD)
- Receiving
 - OM — M. Pack, 4-55 (0 TD)
 - TCU — J. Doctson, 6-59 (2 TD)



2016 SUGAR BOWL

Ole Miss 48
Oklahoma State 20



Chad Kelly

How sweet it was. No. 12 Ole Miss dominated No. 16 Oklahoma State, 48-20, in the 82nd annual Allstate Sugar Bowl.

In their first appearance in the Sugar Bowl in 46 years, the Rebels left it all on the field, claiming their first 10-win season since the 2003 campaign.

It was a record-breaking night for the Rebel offense, but the defense wouldn't be outshined, holding

the nation's 18th-ranked offense to its lowest point total of the season.

Junior quarterback and Sugar Bowl MVP Chad Kelly connected on four touchdown passes, the most by a Rebel quarterback in bowl history, and also led the team in rushing with 73 yards on the ground. He fired three touchdown passes to junior star receiver Laquon Treadwell, who finished with six catches for 71 yards.

As a unit the Rebels put up 554 of total offense, the most of any Ole Miss team in any bowl game, and also broke the previous record for points in a bowl game.

Even 6-foot-5, 305-pound offensive lineman Laremy Tunsil got in on the fun, trotting in for a 2-yard rush after a toss back from Kelly. The Rebels finished with 207 rushing yards and 347 through the air.

Through one quarter Ole Miss led it, 10-3, after a 34-yard field goal by Gary Wunderlich, and a 31-yard touchdown pass from Kelly to Cody Core. The Rebel defense held the Cowboys to just 36 yards in the opening quarter, including minus-eight on the ground.

Four minutes into the second quarter, Treadwell began his dominating day, hauling in a 34-yard pass from Kelly to cap a six play, 51-yard drive to make it 17-3. In that same drive, Treadwell broke one of his many records on the night, the single-season record for receptions (78 at the time).

Just five minutes later, the dynamic duo hooked up again, this time a 10-yard connection. But not before Treadwell himself found Jordan Wilkins deep for a 45-yard pass and catch. Just two plays later, the 10-yard play ensued, capping an 85-yard drive to extend the Rebels' advantage to 24-3.

Wunderlich again punched through a field goal with 3:39 left in the half, a 38-yarder to push the lead to 27-3. The Cowboys followed with a field goal of their own to make it a 27-6 game.

Then, as time expired heading into the break, Tunsil received a toss from Kelly to score the 2-yard run, making it a 34-6 game at the break. The Rebels' 34 first-half points tied for the most in the Sugar Bowl's 82-year history.

Midway through the third, the Landshark D came up big again as Terry Caldwell forced a fumble and Breeland Speaks recovered, setting up another score just a minute later. That touchdown came from Wilkins, a 36-yard rumble, capping the quick 44-second scoring drive to extend the lead to 41-6.

From there, the Cowboys added one score, and Kelly found Treadwell again for his third of the night, a 14-yard play at the 13:04 mark to cap yet another dominating 8-play, 71-yard drive.

OKLAHOMA STATE	3	3	7	7	—	20
OLE MISS	10	24	7	7	—	48

SCORING

- OSU — Grogan 26 yd FG 4:52 - 1Q
- OM — Wunderlich 34 yd FG 2:15 - 1Q
- OM — Core, 31 pass from Kelly (Wunderlich kick) 00:20 - 1Q
- OM — Treadwell 34 pass from Kelly (Wunderlich kick) 11:28 - 2Q
- OM — Treadwell 10 pass from Kelly (Wunderlich kick) 6:58 - 2Q
- OM — Wunderlich 38 FG 3:39 - 2Q
- OSU — Grogan 31 yd FG 1:22 - 2Q
- OM — Tunsil 2 run (Wunderlich kick) 00:00 - 2Q
- OM — Wilkins 36 run (Wunderlich kick) 4:26 - 3Q
- OSU — Walsh 2 run (Grogan kick) 1:11 - 3Q
- OM — Treadwell 14 pass from Kelly (Wunderlich kick) 13:04 - 4Q
- OSU — Walsh 8 run (Grogan kick) 3:03 - 4Q

ATTENDANCE — 72,117

TEAM STATISTICS

	OSU	OM
First Downs	20	28
Rushing (Net)	63	207
Passing (Net)	303	347
Total Offense	366	554
Passing C-A-I	27-45-0	22-35-1
Punts-Avg.	7-38.1	4-45.8
Fumbles-Lost	0-0	0-0
Penalties-Yards	6-44	5-55
Time of Possession	25:00	35:00

INDIVIDUAL LEADERS

- Rushing
 - OSU — J.W. Walsh, 10-74 (2 TD)
 - OM — C. Kelly, 10-73 (0 TD)
- Passing
 - OSU — M. Rudolph, 18-31-0-179 (0 TD)
 - OM — C. Kelly, 21-33-1-302 (4 TD)
- Receiving
 - OSU — M. Ateman, 5-70 (0 TD)
 - OM — E. Ingram, 6-96 (0 TD)
 - L. Treadwell, 6-71 (3 TD)



ALL-TIME SERIES

Opponents	First Game	Last Game	Total Gms	Record	OM Pts	Opp Pts
Air Force	1983	1992	3	2-1-0	58	38
Alabama	1894	2016	64	11-48-2	776	1870
UAB	2009	2009	1	1-0-0	48	13
Arkansas	1908	2016	63	28-34-1	1061	1230
Arkansas State (1)	1914	2004	23	20-1-2	683	236
Auburn	1928	2016	41	11-30-0	783	936
Baylor	1975	1975	1	0-1-0	10	20
Bethel	1923	1923	1	1-0-0	14	6
Birmingham	1920	1933	4	3-1-0	30	27
Boise State	2014	2014	1	1-0-0	35	13
Boston College	1948	1951	4	3-0-1	145	45
BYU	2011	2011	1	0-1-0	13	14
Camp Benning	1922	1923	2	1-1-0	32	21
Castle Heights	1912	1912	1	1-0-0	1	0
Catholic University	1936	1936	2	1-1-0	33	20
Centenary	1932	1939	7	4-3-0	129	54
Central Arkansas	2012	2012	1	1-0-0	49	27
Central Florida	1997	1997	1	1-0-0	24	23
Central University	1899	1899	1	1-0-0	13	6
Centre	1922	1935	2	1-1-0	26	55
Chicago	1930	1930	1	0-0-1	0	0
Citadel	2005	2005	1	1-0-0	27	7
Clemson	1928	1933	2	2-0-0	39	7
Cumberland	1902	1913	3	2-1-0	45	18
Drake	1926	1926	1	0-1-0	15	33
Duquesne	1940	1940	1	1-0-0	14	6
Florida	1926	2015	24	12-11-1	337	452
Florida State	1961	2016	2	1-1-0	67	45
Fresno State	2010	2015	3	3-0-0	166	87
George Washington	1936	1938	3	2-0-1	52	6
Georgetown	1941	1942	2	0-2-0	12	30
Georgia	1940	2016	46	13-32-1	755	1157
Georgia Southern	2016	2016	1	1-0-0	37	27
Georgia Tech	1946	2013	4	2-2-0	70	83
Hardin-Simmons	1957	1958	2	2-0-0	58	7
Havana	1921	1921	1	0-1-0	0	14
Henderson Brown	1909	1911	2	1-0-1	36	23
Hendrix	1913	1927	5	3-1-1	112	22
Holy Cross	1940	1941	2	2-0-0	55	7
Houston	1952	1970	18	15-3-0	431	157
Idaho	2013	2013	1	1-0-0	59	14
Idaho State	1996	1996	1	1-0-0	38	14
Indiana State	1995	1995	1	1-0-0	56	10
Jackson AAB	1944	1944	1	0-1-0	0	10
Jacksonville State	2010	2010	1	0-1-0	48	49
Kentucky	1944	2011	42	27-14-1	823	672
Long Beach State	1971	1971	1	1-0-0	29	13
Louisiana-Lafayette (9)	1986	2014	4	4-0-0	144	70
Louisiana-Monroe	2002	2008	3	3-0-0	149	17
Louisiana Tech (2)	1911	2011	10	8-2-0	171	76
Loyola, Chicago	1926	1927	2	1-1-0	19	14
Loyola, (N.O.)	1928	1936	3	2-1-0	74	58
LSU	1894	2016	105	41-60-4	1655	2165
Marquette	1931	1941	5	2-3-0	32	85
Marshall	1997	1997	1	1-0-0	34	31
Maryland	1952	1953	2	1-1-0	21	52
Maryville	1906	1906	1	1-0-0	16	6
Memphis A.C.	1893	1895	3	3-0-0	30	0
Memphis H.S.	1910	1912	3	3-0-0	86	0
Memphis U.S.	1901	1909	4	4-0-0	96	0
Memphis Med. Cl.	1903	1912	6	6-0-0	167	6
Memphis (3)	1921	2016	62	49-11-2	1808	719
Mercer	1911	1911	1	1-0-0	34	0
Miami (Fla.)	1936	1951	3	2-1-0	42	27
Michigan	1991	1991	1	0-1-0	3	35
Middle Tennessee	2001	2001	1	1-0-0	45	17
Millsaps	1921	1935	5	5-0-0	116	7
Minnesota	1932	1932	1	0-1-0	0	26
Mississippi College	1908	1925	13	8-4-1	195	163

Opponents	First Game	Last Game	Total Gms	Record	OM Pts	Opp Pts
Mississippi State (4)	1901	2016	113	63-44-6	1981	1708
Missouri	1973	2013	7	1-6-0	73	191
Missouri Normal	1907	1908	2	1-1-0	23	12
Murray State	2001	2001	1	1-0-0	49	14
Nashville	1899	1904	2	1-1-0	12	16
Navy	1955	1955	1	0-1-0	0	21
Nebraska	2002	2002	1	1-0-0	27	23
UNLV	2000	2000	1	1-0-0	43	40
New Mexico State	2015	2015	1	1-0-0	52	3
North Texas State	1953	1956	4	4-0-0	153	19
Northern Arizona	2009	2009	1	1-0-0	38	14
Northern Illinois	1993	1993	1	1-0-0	44	0
Northwestern State	2006	2007	2	2-0-0	65	38
Notre Dame	1977	1985	2	1-1-0	34	50
Ohio University	1991	1991	1	1-0-0	38	14
Oklahoma	1999	1999	1	1-0-0	27	25
Oklahoma State	2004	2015	3	3-0-0	100	55
Quachita	1913	1937	3	1-1-1	46	7
College of Ozarks	1927	1927	1	1-0-0	58	0
Payne Field (West Pt., Miss.)	1918	1918	1	0-1-0	0	6
Pittsburgh	2012	2012	1	1-0-0	38	17
Presbyterian	2014	2014	1	1-0-0	48	0
Purdue	1929	1929	1	0-1-0	7	27
Rice	1961	1961	1	1-0-0	14	6
Samford (8)	1932	2008	3	2-1-0	66	23
Sewanee	1899	1938	15	6-8-1	216	253
South Carolina	1947	2009	15	8-7-0	339	270
Southeast Missouri	2013	2013	1	1-0-0	31	13
Southeastern Louisiana	2009	2009	1	1-0-0	52	6
Southern A.C. (New Orleans)	1893	1894	2	1-1-0	6	24
Southern Illinois	1994	2011	2	2-0-0	101	27
SMU	1929	1998	3	2-1-0	71	108
Southern Miss (5)	1913	1984	24	18-6-0	599	287
Southwestern (6)	1908	1941	23	20-1-2	592	88
So. West (Texas)	1914	1914	1	0-1-0	0	18
St. Louis Univ.	1923	1939	5	4-1-0	101	47
St. Thomas Hall (Holly Springs)	1894	1898	4	4-0-0	109	2
Tampa	1963	1971	3	3-0-0	105	27
Temple	1936	1937	2	0-1-1	7	12
Tennessee	1902	2014	65	20-44-1	937	1495
UT-Chattanooga	1945	1993	15	14-1-0	599	118
Tennessee Doctors	1921	1922	2	0-2-0	6	56
Texas	1912	2013	8	2-6-0	142	271
Texas A&M	1911	2016	9	3-6-0	179	183
TCU	1948	2014	7	5-2-0	123	120
Texas-El Paso	1967	2012	2	1-1-0	35	24
Texas Tech	1986	2008	5	3-2-0	175	160
Transylvania	1916	1916	1	0-1-0	3	13
Trinity (Texas)	1957	1958	2	2-0-0	65	0
Troy	2013	2013	1	1-0-0	51	21
Tulane	1893	2012	71	43-28-0	1335	955
Tulsa	1932	1964	3	0-3-0	7	87
Union (7)	1893	1940	15	14-0-1	647	12
UT Martin	2015	2015	1	1-0-0	76	3
Vanderbilt	1894	2016	91	50-39-2	1735	1647
Villanova	1954	1973	2	2-0-0	76	6
Virginia Meds.	1913	1913	1	1-0-0	7	6
Virginia Tech	1913	1968	2	1-1-0	48	52
VMI	1913	1996	2	1-1-0	31	21
Wake Forest	2006	2008	2	0-2-0	31	57
West Virginia	2000	2000	1	0-1-0	38	49
Western Kentucky	1931	1942	2	2-0-0	52	12
Wofford	2016	2016	1	1-0-0	38	13
Wyoming	2004	2005	2	0-2-0	46	61

LEGEND: Original Names— 1— Arkansas A&M; 2— Louisiana Industrial Institute; 3— West Tennessee St. Normal, West Tennessee St. Teachers College; Memphis St.; 4— Mississippi A&M; 5— Mississippi St. Normal, Mississippi St. Teachers' College; 6— Southwestern Presbyterian University (S.P.U.); 7— Southwest Baptist University (SWBU); 8—Howard College; 9—Southwestern Louisiana

1893 — Won 4, Lost 1

	OM	Opp
Nov. 11 SWBU*, Oxford	56	0
Nov. 18 Memphis A.C., Memphis	16	0
Nov. 25 SWBU, Jackson, Tenn.	36	0
Nov. 30 So A.C., New Orleans	0	24
Dec. 2 Tulane, New Orleans	12	4
TOTAL POINTS:	120	28

COACH: Dr. A.L. Bondurant
CAPTAIN: Alfred H. Roudebush, LE
*Known from 1908 as Union University

1894 — Won 6, Lost 1

	OM	Opp
Oct. 20 St. Thomas Hall, Oxford	62	0
Oct. 27 Alabama, Jackson	6	0
Nov. 10 Vanderbilt, Nashville	0	40
Nov. 12 *Cumberland, Lebanon	-	-
Nov. 17 Memphis A.C., Memphis	12	0
Nov. 29 Tulane, New Orleans	8	2
Dec. 1 So. A.C., New Orleans	16	0
Dec. 3 LSU, Baton Rouge	26	6
TOTAL POINTS:	120	48

COACH: C.D. Clark
CAPTAIN: Wm. Henry Cook, FB
*Game cancelled †Forfeit

1895 — Won 2, Lost 1

	OM	Opp
Oct. 12 St. Thomas Hall, Oxford	18	0
Nov. 23 Memphis A.C., Memphis	2	0
Tulane, New Orleans	4	28
Dec. 9 *LSU, Oxford	-	-
TOTAL POINTS:	24	28

COACH: H.L. Fairbanks
CAPTAIN: Ewell D. Scales, LHB
*Game cancelled

1896 — Won 1, Lost 2

	OM	Opp
St. Thomas Hall, Oxford	20	0
Nov. 13 LSU, Vicksburg	4	12
Nov. 26 Tulane, New Orleans	0	10
TOTAL POINTS:	24	22

COACH: J.W. Hollister
CAPTAIN: George D. McLean

1897
No Team Due to Yellow Fever Epidemic
COACH: None
CAPTAIN: Harry D. Priestly

1898 — Won 1, Lost 1

	OM	Opp
Dec. 12 Tulane, New Orleans	9	14
Dec. 17 St. Thomas Hall, Oxford	9	2
TOTAL POINTS:	18	16

COACH: T.G. Scarbrough
CAPTAIN: Eugene Campbell, RG

1899 — Won 3, Lost 4

	OM	Opp
Oct. 27 *Central U., Memphis	13	6
Oct. 28 U. of Nashville, Oxford	0	11
Nov. 1 LSU, Meridian	11	0
Nov. 4 Vanderbilt, Memphis	0	11
Nov. 12 Sewanee, Memphis	0	12
Nov. 24 Alabama, Jackson	5	7
Nov. 30 Tulane, New Orleans	15	0
TOTAL POINTS:	44	47

COACH: W.H. Lyon
CAPTAIN: Wm. D. Myers, FB
*Merged with Centre College in 1901

1900 — Won 0, Lost 3

	OM	Opp
Oct. 6 Vanderbilt, Nashville	0	6
Oct. 26 Alabama, Tuscaloosa	5	12
Nov. 29 Tulane, New Orleans	0	12
TOTAL POINTS:	5	30

COACH: Z.N. Estes, Jr
CAPTAIN: Wm. D. Myers, FB

1901 — Won 2, Lost 4

	OM	Opp
Oct. 12 *CBC, Oxford	-	-
Oct. 19 Mem. U. School, Oxford	6	0
Oct. 26 Alabama, Tuscaloosa	0	41
Oct. 28 †Miss. A&M, Starkville	0	17
Nov. 2 SWBU, Oxford	17	0
Nov. 8 LSU, Baton Rouge	0	46
Nov. 28 Tulane, New Orleans	11	25
TOTAL POINTS:	34	129

COACHES: William Sibley; Daniel S. Martin
CAPTAIN: F.W. Elmer, RE
*Game cancelled †Known from 1932 as Mississippi St.

1902 — Won 4, Lost 3

	OM	Opp
Oct. 11 Vanderbilt, Nashville	0	29
Oct. 18 Cumberland, Oxford	38	0
Oct. 25 Miss. A&M, Starkville	21	0
Nov. 1 Mem. U. School, Oxford	42	0
Nov. 8 LSU, New Orleans	0	6
Nov. 15 Tennessee, Memphis	10	11
Nov. 27 Tulane, New Orleans	10	0
TOTAL POINTS:	121	46

COACH: D.S. Martin
CAPTAIN: John M. Foster, RHB

1903 — Won 2, Lost 1, Tied 1

	OM	Opp
Oct. 24 Vanderbilt, Nashville	0	33
Nov. 7 *Mem. Med. Col., Memphis	17	0
Nov. 14 Miss. A&M, Oxford	6	6
Nov. 21 LSU, New Orleans	11	0
TOTAL POINTS:	90	39

COACH: Mike Harvey
CAPTAIN: F.W. Elmer, RHB
*The Memphis Medical Hospital College, until January, 1913, when it became the University of Tennessee School of Medicine

1904 — Won 4, Lost 3

	OM	Opp
Oct. 15 Vanderbilt, Nashville	0	69
Oct. 22 Miss A&M, Columbus	17	5
Oct. 29 SWBU, Oxford	114	0
Nov. 5 LSU, Baton Rouge	0	5
Nov. 12 Mem. Med. Col., Jackson	42	0
Nov. 19 *U. of Nashville, Memphis	12	5
Nov. 24 Tulane, New Orleans	0	22
TOTAL POINTS:	185	106

COACH: Mike Harvey
CAPTAIN: Allen P. Dodd, LT
*Now George Peabody College, a part of Vanderbilt University

1905 — Won 0, Lost 2

	OM	Opp
Nov. 20 Cumberland, Oxford	0	18
Nov. 30 Miss. A&M, Jackson	0	11
TOTAL POINTS:	0	29

COACH: None
CAPTAIN: Allen P. Todd, LT

1906 — Won 4, Lost 2

	OM	Opp
Oct. 4 Maryville, Oxford	16	6
Oct. 13 Vanderbilt, Nashville	0	29
Oct. 20 LSU, Baton Rouge	9	0
Oct. 27 *Tennessee, Memphis	-	-
Nov. 3 Tulane, New Orleans	17	0
Nov. 12 Sewanee, Memphis	0	24
Nov. 17 *Arkansas, Little Rock	-	-
Nov. 29 Miss. A&M, Jackson	29	5
TOTAL POINTS:	71	64

COACH: Tom S. Hammond
CAPTAIN: Cleveland P. Huggins, FB
*Game cancelled

1907 — Won 0, Lost 6

	OM	Opp
Oct. 2 *SWBU, Oxford	-	-
Oct. 12 Alabama, Columbus	0	20
Oct. 19 Missouri Normal, Oxford	6	12
Oct. 26 Sewanee, Memphis	0	65
Nov. 9 Vanderbilt, Memphis	0	60
Nov. 16 LSU, Jackson	0	23
Nov. 28 Miss. A&M, Jackson	0	15
TOTAL POINTS:	6	195

COACH: Frank Mason
CAPTAIN: Andrew Wood, RE
*Game cancelled

1908 — Won 3, Lost 5

	OM	Opp
Oct. 3 Mem. U. School, Oxford	30	0
Oct. 10 Arkansas, Fayetteville	0	33
Oct. 17 Missouri Normal, Memphis	17	0
Oct. 24 Vanderbilt, Nashville	0	29
Oct. 29 Miss. College, Jackson	41	0
Oct. 31 Tulane, New Orleans	0	10
Nov. 10 *SPU, Oxford	5	9
Nov. 26 Miss. A&M, Jackson	6	44
TOTAL POINTS:	99	125

COACH: Frank Kyle
CAPTAIN: Ike C. Knox, RHB
*Known as Southwestern (Memphis) from 1925

1909 — Won 4, Lost 3, Tied 2

	OM	Opp
Oct. 2 Mem. U. School, Oxford	18	0
Oct. 5 Mem. Med. Col., Oxford	15	0
Oct. 9 LSU, Baton Rouge	0	10
Oct. 16 Tulane, New Orleans	0	5
Oct. 23 Alabama, Jackson	0	0
Oct. 30 Vanderbilt, Nashville	0	17
Nov. 13 Henderson-Brown, Arkadelphia	12	12
Nov. 18 Union, Oxford	45	0
Nov. 25 Miss. A&M, Jackson	9	5
TOTAL POINTS:	99	49

COACH: Dr. Nathan P. Stauffer
CAPTAIN: W.C. Trotter, LHB

1910 — Won 7, Lost 1

	OM	Opp
Oct. 1 Memphis H.S., Oxford	10	0
Oct. 5 Mem. Med. Col., Oxford	2	0
Oct. 13 Tulane, New Orleans	16	0
Oct. 21 Miss. College, Clinton	24	0
Oct. 29 Vanderbilt, Nashville	2	9
Nov. 5 Alabama, Greenville	16	0
Nov. 12 Mem. Med. Col., Memphis	44	0
Nov. 24 Miss. A&M, Jackson	30	0
TOTAL POINTS:	144	9

COACH: Dr. Nathan P. Stauffer
CAPTAIN: John W. McCall, RHB

1911 — Won 6, Lost 3

	OM	Opp
Sept. 30 †Memphis H.S., Oxford	42	0
Oct. 5 SPU, Oxford	41	0
Oct. 13 *Louisiana I.L., Oxford	15	0
Oct. 24 Henderson-Brown, Arkadelphia	24	11
Oct. 27 Texas A&M, College Station	0	17
Oct. 30 Miss. College, Jackson	28	0
Nov. 4 Mercer, Macon, Ga.	34	0
Nov. 18 Vanderbilt, Nashville	0	21
Nov. 30 Miss. A&M, Jackson	0	6
TOTAL POINTS:	184	55

COACH: Dr. Nathan P. Stauffer
CAPTAIN: Steve F. Mitchell, LHB
†First Sept. Date *Known now as La. Tech

1912 — Won 5, Lost 3

	OM	Opp
Oct. 5 *Memphis H.S., Oxford	34	0
Oct. 12 Castle Heights, Oxford	11	0
Oct. 19 LSU, Baton Rouge	10	7
Oct. 26 Vanderbilt, Nashville	0	24
Nov. 1 Miss. College, Oxford	12	0
Nov. 9 Alabama, Tuscaloosa	9	10
Nov. 13 Texas, Austin	14	53
Nov. 16 Mem. Med. Col., Memphis	47	6
TOTAL POINTS:	127	100

COACH: Leo Detray
CAPTAIN: J.C. (Red) Adams, C
†Forfeit*Known from 1913 as Central High School

1913 — Won 6, Lost 3, Tied 1

	OM	Opp
Oct. 8 VMI, Lexington, Va.	0	14
Oct. 11 VPI, Blacksburg, Va.	14	35
Oct. 15 Virginia Meds., Richmond	7	6
Oct. 23 Union, Oxford	46	0
Nov. 1 Louisiana I.L., Oxford	26	0
Nov. 7 Hendrix, Conway, Ark.	6	8
Nov. 15 Arkansas, Little Rock	21	10
Nov. 22 Cumberland, Memphis	7	0
Nov. 27 *Miss. Normal, Hattiesburg	13	7
Nov. 27 †Oauchita, Arkadelphia	0	0
TOTAL POINTS:	140	80

COACH: William Driver
CAPTAIN: E. Forrest McCall, E
*Known now as Southern Mississippi
†Correct date

1914 — Won 5, Lost 4, Tied 1

	OM	Opp
Oct. 3 †Arkansas Aggies, Oxford	20	0
Oct. 10 SPU, Oxford	14	0
Oct. 17 LSU, Baton Rouge	21	0
Oct. 28 Miss. College, Jackson	7	7
Oct. 31 Oauchita, Memphis	0	7
Nov. 7 Tulane, New Orleans	21	6
Nov. 13 Arkansas, Little Rock	13	7
Nov. 17 Texas, Austin	7	66
Nov. 20 Southwestern, Georgetown, Texas	0	18
Nov. 26 Texas A&M, Beaumont	7	14
TOTAL POINTS:	110	125

COACH: William Driver
CAPTAIN: Frank W. Smythe, LE
†Known now as Arkansas State

1915 — Won 2, Lost 6

	OM	Opp
Oct. 1 Arkansas Aggies, Oxford	0	10
Oct. 8 SPU, Oxford	13	6
Oct. 15 LSU, Oxford	0	28
Oct. 23 Vanderbilt, Memphis	0	91
Oct. 30 Hendrix, Oxford	32	7
Nov. 6 Miss. A&M, Tupelo	0	65
Nov. 13 Miss. College, Jackson	6	74
Nov. 20 *Arkansas, Little Rock	-	-
Nov. 25 Alabama, Birmingham	0	53
TOTAL POINTS:	51	334

COACH: Fred Robbins
CAPTAIN: J.H. (Pop) Harris, T
*Game cancelled

1916 — Won 3, Lost 6

	OM	Opp
Sept. 30 Union, Oxford	30	0
Oct. 7 Arkansas Aggies, Oxford	20	0
Oct. 14 Hendrix, Oxford	61	0
Oct. 21 Vanderbilt, Nashville	0	35
Oct. 28 Alabama, Tuscaloosa	0	27
Nov. 3 Miss. A&M, Tupelo	0	36
Nov. 11 Transylvania, Lexington, Ky.	3	13
Nov. 18 LSU, Baton Rouge	0	41
Nov. 30 Miss. College, Jackson	14	36
TOTAL POINTS:	128	188

COACH: Fred Robbins
CAPTAIN: C. Allen Anderson, C

1917 — Won 1, Lost 4, Tied 1

	OM	Opp
Oct. 6 Arkansas Aggies, Oxford	0	0
Oct. 13 LSU, Oxford	7	52
Oct. 27 Alabama, Tuscaloosa	0	54
Nov. 3 Miss. A&M, Tupelo	14	41
Nov. 10 Sewanee, Sewanee, Tenn.	7	69
Nov. 29 Miss. College, Jackson	21	0
TOTAL POINTS:	49	216

COACH: C.R. (Dudy) Noble
CAPTAIN: Roy Bridges, QB

1918 — Won 1, Lost 3

	OM	Opp
Nov. 9 Payne Field, West Point, Miss.	0	6
Nov. 16 Union, Oxford	39	0
Nov. 28 Miss. A&M, Starkville	0	34
Dec. 7 Miss. A&M, Oxford	0	13
TOTAL POINTS:	39	53

COACH: C.R. (Dudy) Noble
CAPTAIN: Edward H. Ray, HB

1919 — Won 4, Lost 4

	OM	Opp
Oct. 4 Arkansas Aggies, Oxford	32	0
Oct. 11 Alabama, Tuscaloosa	0	49
Oct. 18 LSU, Baton Rouge	0	12
Oct. 25 Tulane, New Orleans	12	27
Oct. 31 Union, Oxford	25	6
Nov. 8 Miss. A&M, Clarksdale	0	33
Nov. 15 SPU, Oxford	30	0
Nov. 27 Miss. College, Jackson	6	0
TOTAL POINTS:	105	127

COACH: R. L. Sullivan
CAPTAIN: Edmund Cowart, E

1920 — Won 4, Lost 3

	OM	Opp
Oct. 2 Arkansas Aggies, Oxford	33	0
Oct. 9 Miss. Normal, Hattiesburg	54	0
Oct. 16 Birmingham-So., B'ham, Ala.	6	27
Oct. 23 Tulane, New Orleans	0	32
Oct. 29 Union, Oxford	86	0
Nov. 6 Miss. A&M, Greenwood	0	20
Nov. 12 SPU, Oxford	38	6
TOTAL POINTS:	217	85

COACH: R.L. Sullivan
CAPTAIN: Rufus Creekmore, C

1921 — Won 3, Lost 6

	OM	Opp
Oct. 1 *W. Tenn. Normal, Oxford	82	0
Oct. 8 Tulane, New Orleans	0	26
Oct. 15 Millsaps, Oxford	49	0
Oct. 22 SPU, Oxford	35	0
Oct. 28 Miss. A&M, Greenwood	0	21
Nov. 5 Miss. College, Vicksburg	7	27
Nov. 12 LSU, Baton Rouge	0	21
Nov. 19 Tenn. Doctors, Memphis	6	24
Dec. 31 U. of Havana, Havana, Cuba	0	14
TOTAL POINTS:	179	133

COACH: R.L. Sullivan
CAPTAIN: Howard D. Robinson, FB
*Known now as University of Memphis

1922 — Won 4, Lost 5, Tied 1

	OM	Opp
Sept. 30 Union, Oxford	0	0
Oct. 7 Centre, Danville, Ky.	0	55
Oct. 14 SPU, Oxford	23	0
Oct. 21 Miss. A&M, Jackson	13	19
Oct. 28 Tennessee, Knoxville	0	49
Nov. 4 Birmingham-So., Oxford	6	0
Nov. 11 Hendrix, Oxford	13	7
Nov. 18 Tenn. Doctors, Memphis	0	32
Nov. 25 Camp Benning, Columbus, Ga.	13	14
Nov. 30 Millsaps, Jackson	19	7
TOTAL POINTS:	87	183

COACH: R.A. Cowell
CAPTAIN: Calvin C. Carbour Jr., QB

1923 — Won 4, Lost 6

	OM	Opp
Sept. 29 Bethel College, Oxford	14	6
Oct. 6 Alabama, Tuscaloosa	0	56
Oct. 13 SPU, Oxford	33	0
Oct. 20 Miss. A&M, Jackson	6	13
Oct. 27 St. Louis U., St. Louis	3	28
Nov. 3 Birmingham-So., Oxford	6	0
Nov. 10 Miss. College, Meridian	0	6
Nov. 17 Tulane, New Orleans	0	19
Nov. 24 Tennessee, Knoxville	0	10
Nov. 31 Camp Benning, Columbus, Ga.	19	7
TOTAL POINTS:	81	145

COACH: R.A. Cowell
CAPTAIN: John T. Montgomery, HB

1924 — Won 4, Lost 5

	OM	Opp
Oct. 4 Arkansas Aggies, Oxford	10	7
Oct. 11 SPU, Oxford	7	0
Oct. 18 Miss. A&M, Jackson	0	20
Oct. 25 Arkansas, Little Rock	0	20
Nov. 1 Alabama, Montgomery	0	61
Nov. 8 Sewanee, Memphis	0	21
Nov. 15 Furman, Greenville, S.C.	2	7
Nov. 22 Miss. College, Oxford (HC)	10	6
Nov. 27 Millsaps, Jackson	7	0
TOTAL POINTS:	36	142

COACH: Chester Barnard
CAPTAIN: Claude Smithson, HB

1925 — Won 5, Lost 5

	OM	Opp
Sept. 26 Arkansas Aggies, Oxford	53	0
Oct. 3 Texas, Austin	0	25
Oct. 10 Tulane, New Orleans	7	26
Oct. 17 Union, Oxford	7	6
Oct. 24 Miss. A&M, Jackson	0	6
Oct. 31 Vanderbilt, Nashville	0	7
Nov. 7 Sewanee, Chattanooga	9	10
Nov. 14 Miss. College, Clinton	19	7
Nov. 21 Southwestern, Oxford (HC)	31	0
Nov. 26 Millsaps, Jackson	21	0
TOTAL POINTS:	147	87

COACH: Homer Hazel
CAPTAIN: John (Bat) Mustin, HB

1926 — Won 5, Lost 4

	OM	Opp
Sept. 25 Arkansas Aggies, Oxford	28	0
Oct. 2 Arkansas, Fayetteville	6	21
Oct. 9 Florida, Gainesville	12	7
Oct. 16 *Loyola, Oxford (HC)	13	7
Oct. 23 Drake, Des Moines, Iowa	15	33
Oct. 30 Tulane, New Orleans	0	6
Nov. 6 Southwestern, Memphis	32	27
Nov. 13 LSU, Baton Rouge	0	3
Nov. 25 Miss. A&M, Starkville	7	6
TOTAL POINTS:	113	110

COACH: Homer Hazel
CAPTAIN: Webster Burke, C
*Loyola of Chicago

1927 — Won 5, Lost 3, Tied 1

	OM	Opp
Sept. 24 Col. of Ozarks, Oxford	58	0
Oct. 1 Tulane, New Orleans	7	19
Oct. 7 Hendrix, Oxford	0	0
Oct. 15 Tennessee, Knoxville	7	21
Oct. 22 Southwestern, Memphis	39	0
Oct. 29 Sewanee, Sewanee, Tenn.	28	14
Nov. 5 LSU, Oxford (HC)	12	7
Nov. 11 *Loyola, Jackson	6	7
Nov. 24 Miss. A&M, Oxford	20	12
TOTAL POINTS:	177	80

COACH: Homer Hazel
CAPTAIN: Austin Applewhite, E
*Loyola of Chicago

1928 — Won 5, Lost 4

	OM	Opp
Sept. 29 Arkansas, Oxford	25	0
Oct. 6 Alabama, Tuscaloosa	0	27
Oct. 13 Tennessee, Knoxville	12	13
Oct. 20 Auburn, Birmingham	19	0
Oct. 27 *Loyola, New Orleans	14	34
Nov. 3 Clemson, Oxford (HC)	26	7
Nov. 10 LSU, Baton Rouge	6	19
Nov. 17 Southwestern, Memphis	34	2
Nov. 29 Miss. A&M, Starkville	20	19
TOTAL POINTS:	156	121

COACH: Homer Hazel
CAPTAIN: Thad (Pie) Vann, T
*Loyola of New Orleans

1929 — Won 1, Lost 6, Tied 2

	OM	Opp
Sept. 28 Vanderbilt, Nashville	7	19
Oct. 5 Alabama, Tuscaloosa	7	22
Oct. 12 Tennessee, Knoxville	7	52
Oct. 18 *Loyola, New Orleans	26	24
Oct. 26 SMU, Dallas	0	52
Nov. 2 Sewanee, Oxford (HC)	6	6
Nov. 9 Purdue, Lafayette, Ind.	7	27
Nov. 16 LSU, Baton Rouge	6	13
Nov. 30 Miss. A&M, Oxford	7	7
TOTAL POINTS:	73	222

COACH: Homer Hazel
CAPTAIN: WD. (Dump) Burnette, T
*Loyola of New Orleans (Rebels' first night game)

1930 — Won 3, Lost 5, Tied 1

	OM	Opp
Sept. 26 Union, Oxford	64	0
Oct. 4 Alabama, Tuscaloosa	0	64
Oct. 11 Tennessee, Knoxville	0	27
Oct. 18 Sewanee, Oxford (HC)	7	13
Oct. 25 Chicago U., Chicago	0	10
Nov. 1 Vanderbilt, Nashville	0	24
Nov. 8 LSU, Baton Rouge	0	6
Nov. 14 Southwestern, Oxford	37	6
Nov. 27 Miss. A&M, Starkville	20	0
TOTAL POINTS:	128	140

COACH: Ed Walker
CAPTAIN: Dick Peoples, E

1931 — Won 2, Lost 6, Tied 1

	OM	Opp
Sept. 19 Western Kentucky, Oxford	13	6
Sept. 26 Tulane, New Orleans	0	31
Oct. 3 Alabama, Tuscaloosa	6	55
Oct. 10 Tennessee, Knoxville	0	38
Oct. 24 Southwestern, Memphis	20	20
Oct. 30 Marquette, Milwaukee	6	13
Nov. 7 Sewanee, Oxford (HC)	0	7
Nov. 14 LSU, Jackson	3	26
Nov. 26 Miss. A&M, Oxford	25	14
TOTAL POINTS:	73	210

COACH: Ed Walker
CAPTAIN: Neal Biggers, HB

1932 — Won 5, Lost 6

	OM	Opp
Sept. 24 *Miss. Teachers, Oxford	49	0
Oct. 1 Tennessee, Knoxville	0	33
Oct. 8 ^Howard, Oxford	26	6
Oct. 15 Centenary, Shreveport	6	13
Oct. 22 Alabama, Tuscaloosa	13	24
Oct. 29 Auburn, Montgomery	7	14
Nov. 5 Minnesota, Minneapolis	0	26
Nov. 12 Sewanee, Oxford (HC)	27	6
Nov. 19 Southwestern, Memphis	7	0
Nov. 24 Mississippi State, Starkville	13	0
Dec. 3 Tulsa, Tulsa, Okla.	0	26
TOTAL POINTS:	148	148

COACH: Ed Walker
CAPTAIN: Lee Trapp, G
*Known now as Southern Mississippi
^Known now as Samford

1933 — Won 6, Lost 3, Tied 2

	OM	Opp
Sept. 23 Southwestern, Memphis	6	6
Sept. 30 Miss. Teachers, Oxford	45	0
Oct. 7 Alabama, Birmingham	0	0
Oct. 14 Marquette, Milwaukee	7	0
Oct. 21 Sewanee, Oxford (HC)	41	0
Oct. 28 Clemson, Meridian	13	0
Nov. 4 Birmingham-So., Oxford	12	0
Nov. 11 Tennessee, Knoxville	6	35
Nov. 18 LSU, Baton Rouge	0	31
Nov. 25 Centenary, Jackson	6	7
Dec. 2 Mississippi State, Oxford	31	0
TOTAL POINTS:	167	79

COACH: Ed Walker
CAPTAIN: Appointed

1934 — Won 4, Lost 5, Tied 1

	OM	Opp
Sept. 29 *W. Tenn. Teachers, Oxford	44	0
Oct. 5 ^Southwestern, Clarksdale	19	0
Oct. 13 Tennessee, Knoxville	0	27
Oct. 20 ^Howard, Oxford	6	7
Oct. 27 Sewanee, Oxford (HC)	19	6
Nov. 3 Tulane, New Orleans	0	15
Nov. 10 Florida, Gainesville	13	13
Nov. 17 LSU, Jackson	0	14
Nov. 24 Centenary, Shreveport	6	13
Dec. 1 Mississippi State, Jackson	7	3
TOTAL POINTS:	114	98

COACH: Ed Walker
CAPTAIN: Appointed
*Known now as University of Memphis
^Known now as Samford

1935 — Won 9, Lost 3

	OM	Opp
Sept. 20 ^Millsaps, Jackson	20	0
Sept. 28 W. Tenn. Teachers, Oxford	92	0
Oct. 5 Southwestern, Oxford	33	0
Oct. 11 ^Sewanee, Clarksdale	33	0
Oct. 19 Florida, Oxford (HC)	27	6
Oct. 26 Marquette, Milwaukee	7	33
Nov. 1 ^St. Louis U., St. Louis	21	7
Nov. 9 Tennessee, Memphis	13	14
Nov. 16 Centre, Danville, Ky.	26	0
Nov. 23 Centenary, Jackson	6	0
Nov. 30 Mississippi State, Oxford	14	6
ORANGE BOWL, Miami	19	20
TOTAL POINTS:	292	66

COACH: Ed Walker
CAPTAIN: Appointed
^Night Game

1936 — Won 5, Lost 5, Tied 2

	OM	Opp
Sept. 19 Union, Oxford	45	0
Sept. 26 Tulane, New Orleans	6	7
Oct. 2 ^Temple, Philadelphia	7	12
Oct. 9 ^Geo. Wash., Washington, D.C.	0	0
Oct. 17 ^LSU, Baton Rouge	0	13
Oct. 24 Catholic Univ., Oxford (HC)	14	0
Oct. 31 Centenary, Shreveport	24	7
Nov. 7 *Loyola, Oxford	34	0
Nov. 14 Marquette, Milwaukee	0	33
Nov. 21 Mississippi State, Starkville	6	26
Nov. 27 ^Miami U., Miami	14	0
Dec. 5 Tennessee, Memphis	0	0
TOTAL POINTS:	150	98

COACH: Ed Walker
CAPTAIN: Marvin L. Hutson, C
^Night Game *Loyola of New Orleans

1937 — Won 4, Lost 5, Tied 1

	OM	Opp
Sept. 25 Louisiana Tech, Oxford	13	0
Oct. 1 ^Temple, Philadelphia	0	0
Oct. 9 St. Louis U., Oxford (HC)	21	0
Oct. 16 ^LSU, Baton Rouge	0	13
Oct. 23 Quachita, Oxford	46	0
Oct. 30 Tulane, New Orleans	7	14
Nov. 5 Geo. Wash., Washington, D.C.	27	6
Nov. 13 Arkansas, Memphis	6	32
Nov. 25 Mississippi State, Oxford	7	9
Dec. 4 Tennessee, Memphis	0	32
TOTAL POINTS:	127	106

COACH: Ed Walker
CAPTAIN: Frank M. (Bruiser) Kinard, LT
^Night Game

1938 — Won 9, Lost 2

	OM	Opp
Sept. 24 ^LSU, Baton Rouge	20	7
Oct. 1 Louisiana Tech, Oxford	27	7
Oct. 8 Miss. Teachers, Oxford	14	0
Oct. 15 Vanderbilt, Nashville	7	13
Oct. 22 Centenary, Oxford (HC)	47	14
Oct. 29 ^Geo. Wash., Washington, D.C.	25	0
Nov. 5 St. Louis U., St. Louis	14	12
Nov. 12 Sewanee, Oxford	39	0
Nov. 16 Arkansas, Memphis	20	14
Nov. 26 Mississippi State, Starkville	19	6
Dec. 3 Tennessee, Memphis	0	47
TOTAL POINTS:	232	120

COACH: Harry J. Mehre
CAPTAIN: Kimble Bradley, QB
^Night Game

1939 — Won 7, Lost 2

	OM	Opp
Sept. 30 ^LSU, Baton Rouge	14	7
Oct. 7 Southwestern, Memphis	41	0
Oct. 14 ^Centenary, Shreveport	34	0
Oct. 21 St. Louis U., Oxford (HC)	42	0
Oct. 28 Tulane, New Orleans	6	18
Nov. 4 Vanderbilt, Memphis	14	7
Nov. 11 Miss. Teachers, Hattiesburg	27	7
Nov. 18 W. Tenn. Teachers, Oxford	46	7
Nov. 25 Mississippi State, Oxford	6	18
TOTAL POINTS:	230	64

COACH: Harry J. Mehre
CAPTAIN: Bill Schneller, QB
^Night Game

1940 — Won 9, Lost 2

	OM	Opp
Sept. 21 Union, Oxford	37	0
Sept. 28 ^LSU, Baton Rouge	19	6
Oct. 5 Southwestern, Memphis	27	6
Oct. 12 Georgia, Athens	28	14
Oct. 19 Duquesne, Oxford (HC)	14	6
Oct. 26 Arkansas, Memphis	20	21
Nov. 2 Vanderbilt, Nashville	13	7
Nov. 9 Holy Cross, Worcester	34	7
Nov. 16 W. Tenn. Teachers, Oxford	38	7
Nov. 23 Mississippi State, Starkville	0	19
Nov. 29 ^Miami U., Miami	21	7
TOTAL POINTS:	251	100

COACH: Harry J. Mehre
CAPTAIN: George Kinard, LG
^Night Game

1941 — Won 6, Lost 2, Tied 1

	OM	Opp
Sept. 26 ^Georgetown, Washington, D.C.	6	16
Oct. 4 Southwestern, Oxford (HC)	27	0
Oct. 10 ^Georgia, Athens	14	14
Oct. 18 Holy Cross, Worcester	21	0
Oct. 25 Tulane, New Orleans	20	13
Nov. 1 Marquette, Milwaukee	12	6
Nov. 8 ^LSU, Baton Rouge	13	12
Nov. 22 Arkansas, Memphis	18	0
Nov. 29 Mississippi State, Oxford	0	6
TOTAL POINTS:	131	67

COACH: Harry J. Mehre
CO-CAPTAINS: J.W. (Wobble) Davidson, LE;
Homer Larry Hazel, LG
^Night Game

1942 — Won 2, Lost 7

	OM	Opp
Sept. 26 W. Ky. Teachers, Oxford	39	6
Oct. 2 Georgetown, Washington, D.C.	6	14
Oct. 10 Georgia, Memphis	13	48
Oct. 17 ^LSU, Baton Rouge	7	21
Oct. 24 Arkansas, Memphis	6	7
Oct. 31 Memphis State, Oxford	48	0
Nov. 7 Vanderbilt, Memphis	0	19
Nov. 14 Tennessee, Memphis	0	14
Nov. 21 Mississippi State, Starkville	13	34
TOTAL POINTS:	132	163

COACH: Harry J. Mehre
CAPTAIN: Dan Wood, C
^Night Game

1943
Football abolished at all Mississippi State-Supported Institutions by Board of Trustees.

1944 — Won 2, Lost 6

	OM	Opp
Sept. 23 ^Kentucky, Lexington	7	27
Sept. 30 ^Florida, Jacksonville	26	6
Oct. 7 Tennessee, Memphis	7	20
Oct. 21 Tulsa, Memphis	0	47
Oct. 28 Arkansas, Memphis	18	26
Nov. 4 Jackson AAB, Oxford	0	10
Nov. 11 Alabama, Mobile	6	34
Nov. 25 Mississippi State, Oxford	13	8
TOTAL POINTS:	77	178

COACH: Harry J. Mehre
CAPTAIN: Bob McCain, LE
^Night Game

1964 — Won 5, Lost 5, Tied 1

		OM	Opp
Sept. 19	Memphis State, Oxford	30	0
Sept. 26	Kentucky, Jackson	21	27
Oct. 3	Houston, Oxford (HC)	31	9
Oct. 10	Florida, Gainesville	14	30
Oct. 17	†Tulane, New Orleans	14	9
Oct. 24	†Vanderbilt, Nashville	7	7
Oct. 31	†LSU, Baton Rouge	10	11
Nov. 7	Tampa, Oxford	36	0
Nov. 14	Tennessee, Knoxville	30	0
Dec. 5	†Mississippi State, Oxford BLUEBONNET BOWL, Houston	17	20
Dec. 19	†Tulsa	7	14
	TOTAL POINTS	210	113

COACH: John H. Vaught
CO-CAPTAINS: Bobby Robinson, LG; Allen Brown, LE
†Night Game †TV Game

1965 — Won 7, Lost 4

		OM	Opp
Sept. 18	†Memphis State, Memphis	34	14
Sept. 25	†Kentucky, Lexington	7	16
Oct. 2	†Alabama, Birmingham	16	17
Oct. 9	Florida, Oxford (HC)	0	17
Oct. 16	†Tulane, Jackson	24	7
Oct. 23	Vanderbilt, Oxford	24	7
Oct. 30	LSU, Jackson	23	0
Nov. 6	†Houston, Houston	3	17
Nov. 13	†Tennessee, Memphis	14	13
Nov. 27	Mississippi State, Starkville LIBERTY BOWL, Memphis	21	0
Dec. 18	†Auburn	13	7
	TOTAL POINTS	166	108

COACH: John H. Vaught
CO-CAPTAINS: Mike Dennis, TB; Stan Hindman, G
†Night Game †TV Game

1966 — Won 8, Lost 3

		OM	Opp
Sept. 17	†Memphis State, Memphis	13	0
Sept. 24	†Kentucky, Jackson	17	0
Oct. 1	Alabama, Jackson	7	17
Oct. 8	Georgia, Athens	3	9
Oct. 15	Southern Miss., Oxford (HC)	14	7
Oct. 22	Houston, Memphis	27	6
Oct. 29	†LSU, Baton Rouge	17	0
Nov. 12	Tennessee, Knoxville	14	7
Nov. 19	Vanderbilt, Jackson	34	0
Nov. 26	Mississippi State, Oxford BLUEBONNET BOWL, Houston	24	0
Dec. 17	†Texas	0	19
	TOTAL POINTS	170	46

COACH: John H. Vaught
CO-CAPTAINS: Doug Cunningham, TB; Chuck Hinton, C
†Night Game †TV Game

1967 — Won 6, Lost 4, Tied 1

		OM	Opp
Sept. 23	†Memphis State, Memphis	17	27
Sept. 30	Kentucky, Lexington	26	13
Oct. 7	Alabama, Birmingham	7	21
Oct. 14	†Georgia, Jackson	29	20
Oct. 21	Southern Miss., Oxford (HC)	23	14
Oct. 28	Houston, Oxford	14	13
Nov. 4	†LSU, Jackson	13	13
Nov. 18	Tennessee, Memphis	7	20
Nov. 25	Vanderbilt, Nashville	28	7
Dec. 2	Mississippi State, Starkville SUN BOWL, El Paso	10	3
Dec. 30	†Texas-El Paso	7	14
	TOTAL POINTS	174	151

COACH: John H. Vaught
CO-CAPTAINS: Michel (Mac) Haik, SE; Dan Sartin, DT
†Night Game †TV Game

1968 — Won 7, Lost 3, Tied 1

		OM	Opp
Sept. 21	†Memphis State, Memphis	21	7
Sept. 28	†Kentucky, Jackson	30	14
Oct. 5	Alabama, Jackson	10	8
Oct. 12	†Georgia, Athens	7	21
Oct. 19	Southern Miss., Oxford (HC)	21	13
Oct. 26	Houston, Jackson	7	29
Nov. 2	†LSU, Baton Rouge	27	24
Nov. 9	Chattanooga, Oxford	38	16
Nov. 16	Tennessee, Knoxville	0	31
Nov. 30	Mississippi State, Oxford LIBERTY BOWL, Memphis	17	17
Dec. 14	†Virginia Tech	34	17
	TOTAL POINTS	178	180

COACH: John H. Vaught
CO-CAPTAINS: H.N. (Hank) Shows, TE; Robert Bailey, MM
†Night Game †TV Game

1969 — Won 8, Lost 3

		OM	Opp
Sept. 20	Memphis State, Oxford	28	3
Sept. 27	Kentucky, Lexington	9	10
Oct. 4	†Alabama, Birmingham	32	33
Oct. 11	Georgia, Jackson	25	17
Oct. 18	Southern Miss., Oxford (HC)	69	7
Oct. 25	†Houston, Houston	11	25
Nov. 1	†LSU, Jackson	26	20
Nov. 8	Chattanooga, Oxford	21	0
Nov. 15	Tennessee, Jackson	38	0
Nov. 27	Mississippi State, Starkville SUGAR BOWL, New Orleans	48	22
1-1-70	†Arkansas	27	22
	TOTAL POINTS	307	140

COACH: John H. Vaught
CO-CAPTAINS: Bo Bowen, FB; Glenn Cannon, S
†Night Game †TV Game

1970 — Won 7, Lost 4

		OM	Opp
Sept. 19	†Memphis State, Memphis	47	13
Sept. 26	Kentucky, Jackson	20	17
Oct. 3	†Alabama, Jackson	48	23
Oct. 10	Georgia, Athens	31	21
Oct. 17	Southern Miss., Oxford	14	30
Oct. 24	†Vanderbilt, Nashville	26	16
Nov. 7	Houston, Oxford (HC)	24	13
Nov. 14	Chattanooga, Oxford	44	7
Nov. 26	Mississippi State, Oxford	14	19
Dec. 5	†LSU, Baton Rouge GATOR BOWL, Jacksonville	17	61
1-2-71	†Auburn	28	35
	TOTAL POINTS	285	220

COACH: John H. Vaught
CO-CAPTAINS: Archie Manning, QB; Dennis Coleman, DE
†Night Game †TV Game

1971 — Won 10, Lost 2

		OM	Opp
Sept. 11	†Long Beach State, Jackson	29	13
Sept. 18	†Memphis State, Memphis	49	21
Sept. 25	Kentucky, Lexington	34	20
Oct. 2	Alabama, Birmingham	6	40
Oct. 9	Georgia, Jackson	7	38
Oct. 16	Southern Miss., Oxford	20	6
Oct. 23	Vanderbilt, Oxford (HC)	28	7
Oct. 30	LSU, Jackson	24	22
Nov. 6	†Tampa, Tampa	28	27
Nov. 13	Chattanooga, Oxford	49	10
Nov. 25	Mississippi State, Starkville PEACH BOWL, Atlanta	48	0
Dec. 30	†Georgia Tech	41	18
	TOTAL POINTS	322	204

COACH: Billy R. Kinard
CO-CAPTAINS: Riley Myers, SE; Paul Dongieux, LB
†Night Game †TV Game

1972 — Won 5, Lost 5

		OM	Opp
Sept. 16	†Memphis State, Memphis	34	29
Sept. 23	†South Carolina, Columbia	21	0
Sept. 30	Southern Miss., Oxford	13	9
Oct. 7	Auburn, Jackson	13	19
Oct. 14	Georgia, Jackson	13	14
Oct. 21	Florida, Oxford (HC)	0	16
Oct. 28	Vanderbilt, Nashville	31	7
Nov. 4	†LSU, Baton Rouge	16	17
Nov. 18	Tennessee, Knoxville	0	17
Nov. 25	Mississippi State, Oxford	51	14
	TOTAL POINTS	192	142

COACH: Billy R. Kinard
CO-CAPTAINS: Don Leathers, OT; Reggie Dill, DE
†Night Game

1973 — Won 6, Lost 5

		OM	Opp
Sept. 8	†Villanova, Jackson	24	6
Sept. 15	Missouri, Columbia	0	17
Sept. 22	Memphis State, Jackson	13	17
Sept. 29	Southern Miss., Oxford	41	0
Oct. 6	Auburn, Auburn	7	14
Oct. 13	Georgia, Athens	0	20
Oct. 20	Florida, Gainesville	13	10
Oct. 27	Vanderbilt, Oxford (HC)	24	14
Nov. 3	†LSU, Jackson	14	51
Nov. 17	†Tennessee, Jackson	28	18
Nov. 24	Mississippi State, Jackson	38	10
	TOTAL POINTS	202	177

COACHES: Billy R. Kinard; John H. Vaught
CO-CAPTAINS: Norris Weese, QB; Jim Stuart, MLB
†Night Game †TV Game

1974 — Won 3, Lost 8

		OM	Opp
Sept. 14	†Missouri, Jackson	10	0
Sept. 21	†Memphis State, Memphis	7	15
Sept. 28	Southern Miss., Oxford	20	14
Oct. 5	†Alabama, Jackson	21	35
Oct. 12	Georgia, Athens	0	49
Oct. 19	South Carolina, Oxford (HC)	7	10
Oct. 26	Vanderbilt, Nashville	14	24
Nov. 2	†LSU, Baton Rouge	0	24
Nov. 16	Tennessee, Memphis	17	29
Nov. 23	Mississippi State, Jackson	13	31
Nov. 30	Tulane, New Orleans	26	10
	TOTAL POINTS	135	241

COACH: Ken Cooper
TRI-CAPTAINS: Dick Lawrence, OT; Stump Russell, LB;
Kenny King, LB
†Night Game †TV Game

1975 — Won 6, Lost 5

		OM	Opp
Sept. 6	†Baylor, Waco	10	20
Sept. 13	Texas A&M, College Station	0	7
Sept. 20	†Tulane, New Orleans	3	14
Sept. 27	Southern Miss., Oxford	24	8
Oct. 4	Alabama, Birmingham	6	32
Oct. 11	Georgia, Oxford (HC)	28	13
Oct. 18	South Carolina, Jackson	29	35
Oct. 25	Vanderbilt, Oxford	17	7
Nov. 1	†LSU, Jackson	17	13
Nov. 15	Tennessee, Memphis	23	6
Nov. 22	Mississippi State, Jackson	13	7
	TOTAL POINTS	170	162

COACH: Ken Cooper
TRI-CAPTAINS: Paul Hofer, FB; Ben Williams, MG;
Kenny King, LB
†Night Game †TV Game

1976 — Won 6, Lost 5

		OM	Opp
Sept. 4	†Memphis State, Memphis	16	21
Sept. 11	†Alabama, Jackson	10	7
Sept. 18	Tulane, Oxford	34	7
Sept. 25	†Southern Miss., Hattiesburg	28	0
Oct. 2	Auburn, Jackson	0	10
Oct. 9	Georgia, Oxford (HC)	21	17
Oct. 16	†South Carolina, Columbia	7	10
Oct. 23	Vanderbilt, Nashville	20	3
Oct. 30	†LSU, Baton Rouge	0	45
Nov. 13	Tennessee, Knoxville	6	32
Nov. 20	*Mississippi State, Jackson	11	28
	TOTAL POINTS	153	180

*Won by forfeit
COACH: Ken Cooper
TRI-CAPTAINS: Wade Griffin, TE;
George Stuart, LB; Reggie Pace, C
†Night Game

1977 — Won 6, Lost 5

		OM	Opp
Sept. 3	†Memphis State, Jackson	7	3
Sept. 10	†Alabama, Birmingham	13	34
Sept. 17	Notre Dame, Jackson	20	13
Sept. 24	Southern Miss., Oxford	19	27
Oct. 1	†Auburn, Auburn	15	21
Oct. 8	Georgia, Athens	13	14
Oct. 15	South Carolina, Oxford	17	10
Oct. 22	Vanderbilt, Oxford (HC)	26	14
Oct. 29	†LSU, Jackson	43	28
Nov. 12	Tennessee, Memphis	21	14
Nov. 19	*Mississippi State, Jackson	14	18
	TOTAL POINTS	208	196

*Won by forfeit
COACH: Ken Cooper
TRI-CAPTAINS: George Plasketes, DE; Randy White, OG;
Bob Lewis, C
†Night Game †TV Game

1978 — Won 5, Lost 6

		OM	Opp
Sept. 9	†Memphis State, Jackson	14	7
Sept. 23	Missouri, Columbia	14	45
Sept. 30	†Southern Miss., Jackson	16	13
Oct. 7	Georgia, Athens	3	42
Oct. 14	Kentucky, Oxford (HC)	17	24
Oct. 21	South Carolina, Columbia	17	18
Oct. 28	Vanderbilt, Nashville	35	10
Nov. 4	†LSU, Baton Rouge	8	30
Nov. 11	Tulane, Oxford	13	3
Nov. 18	Tennessee, Knoxville	17	41
Nov. 25	Mississippi State, Jackson	27	7
	TOTAL POINTS	181	240

COACH: Steve Sloan
TRI-CAPTAINS: Curtis Weathers, SE;
Lawrence Johnson, DT; Bobby Garner, QB
†Night Game †TV Game

1979 — Won 4, Lost 7

		OM	Opp
Sept. 15	†Memphis State, Memphis	38	34
Sept. 22	†Missouri, Jackson	7	33
Sept. 29	†Southern Miss., Jackson	8	38
Oct. 6	Georgia, Oxford	21	24
Oct. 13	†Kentucky, Lexington	3	14
Oct. 20	†South Carolina, Columbia	14	21
Oct. 27	Vanderbilt, Oxford (HC)	63	28
Nov. 3	LSU, Jackson	24	28
Nov. 10	†Tulane, New Orleans	15	49
Nov. 17	Tennessee, Jackson	44	20
Nov. 24	Mississippi State, Jackson	14	9
	TOTAL POINTS	251	298

COACH: Steve Sloan
TRI-CAPTAINS: Eddy Householder, LB; John Peel, DE;
Leon Perry, FB
†Night Game †TV Game

1980 — Won 3, Lost 8

		OM	Opp
Sept. 6	†Texas A&M, Jackson	20	23
Sept. 13	Memphis State, Oxford	61	7
Sept. 20	Alabama, Jackson	35	59
Sept. 27	Tulane, Oxford	24	26
Oct. 4	South Southern Miss., Jackson	22	28
Oct. 11	Georgia, Athens	21	28
Oct. 18	Florida, Oxford (HC)	3	15
Oct. 25	Vanderbilt, Nashville	27	14
Nov. 1	†LSU, Baton Rouge	16	38
Nov. 15	Tennessee, Memphis	20	9
Nov. 22	Mississippi State, Jackson	14	19
	TOTAL POINTS	263	266

COACH: Steve Sloan
CAPTAINS: Ken Toler, SE; Chuck Commiskey, OG;
Joel Steward, DB; Chris Cottam, OT
†Night Game †TV Game

1981 — Won 4, Lost 6, Tied 1

	OM	Opp
Sept. 5	Tulane, New Orleans	19 18
Sept. 12	†South Carolina, Columbia	20 13
Sept. 19	†Memphis State, Memphis	7 3
Sept. 26	†Arkansas, Jackson	13 27
Oct. 3	Alabama, Tuscaloosa	7 38
Oct. 10	Georgia, Oxford	7 37
Oct. 17	Florida, Gainesville	3 49
Oct. 24	Vanderbilt, Oxford (HC)	23 27
Oct. 31	LSU, Jackson	27 27
Nov. 14	Tennessee, Knoxville	20 28
Nov. 21	Mississippi State, Jackson	21 17
TOTAL POINTS	167	284

COACH: Steve Sloan
 CAPTAIN: John Fourcade, QB
 CO-CAPTAINS: Quentin McDonald, DT; Malvin Gipson, TB
 †Night Game

1982 — Won 4, Lost 7

	OM	Opp
Sept. 4	Memphis State, Oxford	27 10
Sept. 11	†Southern Miss., Oxford	28 19
Sept. 18	†Alabama, Jackson	14 42
Sept. 25	†Arkansas, Little Rock	12 14
Oct. 9	Georgia, Athens	10 33
Oct. 16	Texas Christian, Oxford (HC)	27 9
Oct. 23	†Vanderbilt, Nashville	10 19
Oct. 30	†LSU, Baton Rouge	8 45
Nov. 6	††Tulane, Jackson	45 14
Nov. 13	Tennessee, Jackson	17 30
Nov. 20	Mississippi State, Jackson	10 27
TOTAL POINTS	208	262

COACH: Steve Sloan
 CAPTAINS: Nakita Williams, LB; James Otis, LB;
 Keith Fourcade, LB; Michael Harmon, SE;
 Steve Herring, C
 †Night Game †TV Game

1983 — Won 7, Lost 5

	OM	Opp
Sept. 3	†Memphis State, Memphis	17 37
Sept. 10	*Tulane, New Orleans	23 27
Sept. 17	Alabama, Tuscaloosa	0 40
Sept. 24	†Arkansas, Jackson	13 10
Oct. 1	Southern Miss., Oxford	7 27
Oct. 8	Georgia, Oxford	11 36
Oct. 15	Texas Christian, Ft. Worth	20 7
Oct. 22	Vanderbilt, Oxford (HC)	21 14
Oct. 29	LSU, Jackson	27 24
Nov. 12	††Tennessee, Knoxville	13 10
Nov. 19	Mississippi State, Jackson	24 23
Dec. 10	††Air Force	3 9
TOTAL POINTS	176	255

*Won by forfeit
 COACH: Billy Brewer
 CAPTAINS: Kelly Powell, QB; Buford McGee, TB;
 Andre Townsend, DT; Dwayne Nesmith, LB
 †Night Game †TV Game

1984 — Won 4, Lost 6, Tied 1

	OM	Opp
Sept. 8	Memphis State, Oxford	22 6
Sept. 15	†Arkansas, Little Rock	14 14
Sept. 22	Louisiana Tech, Oxford	14 8
Sept. 29	Tulane, Oxford (HC)	19 14
Oct. 6	†Auburn, Oxford	13 17
Oct. 13	†Georgia, Athens	12 18
Oct. 20	Southern Miss., Jackson	10 13
Oct. 27	Vanderbilt, Nashville	20 37
Nov. 3	†LSU, Baton Rouge	29 32
Nov. 17	Tennessee, Jackson	17 41
Nov. 24	†Mississippi State, Jackson	24 3
TOTAL POINTS	194	203

COACH: Billy Brewer
 CAPTAINS: Timmy Moffett, SE; Jamie Holder, FL;
 Freddie Joe Nunn, DE; Bob Blakemore, DT
 †Night Game †TV Game

1985 — Won 4, Lost 6, Tied 1

	OM	Opp
Sept. 7	†Memphis State, Memphis	17 17
Sept. 14	†Arkansas, Jackson	19 24
Sept. 21	Arkansas State, Oxford	18 16
Sept. 28	†Tulane, New Orleans	27 10
Oct. 5	††Auburn, Auburn	0 41
Oct. 12	†Georgia, Jackson	21 49
Oct. 26	Vanderbilt, Oxford (HC)	35 7
Nov. 2	†LSU, Jackson	0 14
Nov. 9	†Notre Dame, South Bend	14 37
Nov. 16	†Tennessee, Knoxville	14 34
Nov. 23	Mississippi State, Jackson	45 27
TOTAL POINTS	210	276

COACH: Billy Brewer
 CAPTAINS: Jamie Holder, FL; Nathan Wonsley, TB;
 Jay Webb, DE; Michael Portis, NG;
 Tony Rayburn, OL
 †Night Game †TV Game

1986 — Won 8, Lost 3, Tied 1

	OM	Opp
Sept. 6	†Memphis State, Jackson	28 6
Sept. 13	†Arkansas, Little Rock	0 21
Sept. 20	Arkansas State, Oxford	10 10
Sept. 27	†Tulane, Oxford	35 10
Oct. 4	†Georgia, Athens	10 14
Oct. 11	Kentucky, Jackson	33 13
Oct. 18	SW Louisiana, Oxford (HC)	21 20
Oct. 25	Vanderbilt, Nashville	28 12
Nov. 1	†LSU, Baton Rouge	21 19
Nov. 15	†Tennessee, Jackson	10 22
Nov. 22	†Mississippi State, Jackson	24 3
Dec. 20	††Texas Tech	20 17
TOTAL POINTS	220	150

COACH: Billy Brewer
 CO-CAPTAINS: Jeff Noblin, FS; Mike Fitzsimmons, DT
 †Night Game †TV Game

1987 — Won 3, Lost 8

	OM	Opp
Sept. 5	†Memphis State, Memphis	10 16
Sept. 12	†Arkansas, Jackson	10 31
Sept. 19	Arkansas State, Oxford	47 10
Sept. 26	†Tulane, New Orleans	24 31
Oct. 3	Georgia, Oxford	14 31
Oct. 10	†Kentucky, Lexington	6 35
Oct. 17	SW Louisiana, Oxford	24 14
Oct. 24	Vanderbilt, Oxford (HC)	42 14
Oct. 31	†LSU, Jackson	13 42
Nov. 14	Tennessee, Knoxville	13 55
Nov. 21	Mississippi State, Jackson	20 30
TOTAL POINTS	223	309

COACH: Billy Brewer
 CO-CAPTAINS: Jeff Herrod, LB; Todd Irvin, OT
 †Night Game

1988 — Won 5, Lost 6

	OM	Opp
Sept. 3	†Memphis State, Jackson	24 6
Sept. 10	†Florida, Jackson	15 27
Sept. 17	†Arkansas, Little Rock	13 21
Oct. 1	Georgia, Athens	12 36
Oct. 8	†Alabama, Tuscaloosa	22 12
Oct. 15	Arkansas State, Oxford	25 22
Oct. 22	Vanderbilt, Nashville	36 28
Oct. 29	†LSU, Baton Rouge	20 31
Nov. 5	Tulane, Oxford (HC)	9 14
Nov. 12	Tennessee, Oxford	12 20
Nov. 26	Mississippi State, Jackson	33 6
TOTAL POINTS	221	223

COACH: Billy Brewer
 TRI-CAPTAINS: Bryan Owen, K; Wesley Walls, TE;
 Stevon Moore, CB
 †Night Game †TV Game

1989 — Won 8, Lost 4

	OM	Opp
Sept. 2	†Memphis State, Memphis	20 13
Sept. 9	†Florida, Gainesville	24 19
Sept. 16	Arkansas State, Oxford	34 31
Sept. 23	†Arkansas, Jackson	17 24
Oct. 7	Alabama, Jackson	27 62
Oct. 14	†Georgia, Oxford	17 13
Oct. 21	†Tulane, New Orleans	32 28
Oct. 28	Vanderbilt, Oxford (HC)	24 16
Nov. 4	LSU, Oxford	30 35
Nov. 18	Tennessee, Knoxville	21 33
Nov. 25	Mississippi State, Jackson	21 11
Dec. 28	††Air Force	42 29
TOTAL POINTS	267	285

COACH: Billy Brewer
 CAPTAINS: Tony Bennett, OLB; Tim Brown, OL;
 Pat Coleman, WR; John Darnell, QB
 †Night Game †TV Game

1990 — Won 9, Lost 3

	OM	Opp
Sept. 8	†Memphis State, Oxford	23 21
Sept. 15	Auburn, Jackson	10 24
Sept. 22	†Arkansas, Little Rock	21 17
Sept. 29	Tulane, Oxford	31 21
Oct. 6	†Kentucky, Oxford	35 29
Oct. 13	†Georgia, Athens	28 12
Oct. 20	Arkansas State, Oxford (HC)	42 13
Oct. 27	Vanderbilt, Nashville	14 13
Nov. 3	†LSU, Baton Rouge	19 10
Nov. 17	†Tennessee, Memphis	13 22
Nov. 24	Mississippi State, Jackson	21 9
GATOR BOWL, Jacksonville		
1-1-91	†Michigan	3 35
TOTAL POINTS	257	191

COACH: Billy Brewer
 CAPTAINS: Shawn Cobb, ILB; Chris Mitchell, SS;
 Kelvin Pritchett, DT; Dawson Pruet, C
 †Night Game †TV Game

1991 — Won 5, Lost 6

	OM	Opp
Aug. 31	§††Tulane, New Orleans	22 3
Sept. 7	†Memphis State, Memphis	10 0
Sept. 14	††Auburn, Auburn	13 23
Sept. 21	†Ohio University, Oxford	38 14
Sept. 28	†Arkansas, Jackson	24 17
Oct. 5	††Kentucky, Lexington	35 14
Oct. 12	†Georgia, Oxford	17 37
Oct. 26	Vanderbilt, Oxford (HC)	27 30
Nov. 2	LSU, Jackson	22 25
Nov. 16	†Tennessee, Knoxville	25 36
Nov. 23	†Mississippi State, Starkville	9 24
TOTAL POINTS	242	223

COACH: Billy Brewer
 CAPTAINS: Darron Billings, RB; Jeff Carter, FS;
 Cliff Dew, C; Phillip Kent, OLB
 †Night Game †TV Game
 §First August Date

1992 — Won 9, Lost 3

	OM	Opp
Sept. 5	†Auburn, Oxford	45 21
Sept. 12	†Tulane, Oxford	35 9
Sept. 19	†Vanderbilt, Nashville	9 31
Sept. 26	†Georgia, Athens	11 37
Oct. 3	†Kentucky, Oxford	24 14
Oct. 17	†Arkansas, Little Rock	17 3
Oct. 24	†Alabama, Tuscaloosa	10 31
Oct. 31	†LSU, Jackson	32 0
Nov. 7	Memphis State, Oxford (HC)	17 12
Nov. 14	Louisiana Tech, Oxford	13 6
Nov. 28	†Mississippi State, Oxford	17 10
LIBERTY BOWL, Memphis		
Dec. 31	††Air Force	13 0
TOTAL POINTS	230	174

COACH: Billy Brewer
 CAPTAINS: Chad Brown, DT; Everett Lindsay, OT;
 Cory Philpot, TB; Lynn Ross, LB,
 Russ Shows, QB
 †Night Game †TV Game

1993 — Won 6, Lost 5

	OM	Opp
Sept. 2	†Auburn, Auburn	12 16
Sept. 11	†UT-Chattanooga, Oxford	40 7
Sept. 18	†Vanderbilt, Oxford	49 7
Sept. 25	†Georgia, Oxford	31 14
Oct. 2	†Kentucky, Lexington	0 21
Oct. 16	†Arkansas, Jackson	19 0
Oct. 23	*†Alabama, Oxford	14 19
Oct. 30	†LSU, Baton Rouge	17 19
Nov. 6	Memphis State, Memphis	3 19
Nov. 13	Northern Illinois, Oxford (HC)	44 0
Nov. 27	Mississippi State, Starkville	13 20
TOTAL POINTS	242	142

*Won by forfeit
 COACH: Billy Brewer
 CAPTAINS: Gary Abide, LB; Clint Conlee, OT;
 Johnny Dixon, SS; Dewayne Dotsen, LB
 †Night Game †TV Game

1994 — Won 4, Lost 7

	OM	Opp
Sept. 3	†Auburn, Oxford	17 22
Sept. 10	†Southern Illinois, Oxford	59 3
Sept. 17	†Vanderbilt, Nashville	20 14
Sept. 24	Georgia, Athens	14 17
Oct. 1	†Florida, Oxford	17 38
Oct. 15	Arkansas, Fayetteville	7 31
Oct. 22	†Alabama, Tuscaloosa	10 21
Oct. 29	LSU, Oxford (HC)	34 21
Nov. 5	Memphis, Oxford	16 17
Nov. 12	†Tulane, New Orleans	38 0
Nov. 26	Mississippi State, Oxford	17 21
TOTAL POINTS	246	205

INTERIM COACH: Joe Lee Dunn
 CAPTAINS: Alundis Brice, CB; Jerry Graeber, FS;
 Abdul Jackson, LB; Jeff Miller, OT;
 Josh Nelson, QB
 †Night Game †TV Game

1995 — Won 6, Lost 5

	OM	Opp
Sept. 2	†Auburn, Auburn	13 46
Sept. 9	†Indiana State, Oxford	56 10
Sept. 23	†Georgia, Oxford	18 10
Sept. 30	Florida, Gainesville	10 28
Oct. 7	Tulane, Oxford	20 17
Oct. 14	Arkansas, Memphis	6 13
Oct. 21	Alabama, Oxford	9 23
Oct. 28	Vanderbilt, Oxford (HC)	21 10
Nov. 4	Memphis, Memphis	34 3
Nov. 11	†LSU, Baton Rouge	9 38
Nov. 25	Mississippi State, Starkville	13 10
TOTAL POINTS	209	208

COACH: Tommy Tuberville
 CAPTAINS: Renard Brown, DE; Dou Innocent, RB;
 David Knott, DB; Darrell Moncus, C;
 David Vinson, C; Trey Wicker, DE
 †Night Game

1996 — Won 5, Lost 6

	OM	Opp
Aug. 31	†Idaho State, Oxford	38 14
Sept. 7	†VMI, Jackson	31 7
Sept. 14	†Auburn, Oxford	28 45
Sept. 21	†Vanderbilt, Nashville	20 9
Oct. 3	††Tennessee, Memphis	3 41
Oct. 19	††Alabama, Tuscaloosa	0 37
Oct. 26	†Arkansas State, Oxford	38 21
Nov. 9	Arkansas, Fayetteville	7 13
Nov. 16	LSU, Oxford (HC)	7 39
Nov. 23	†Georgia, Athens	31 27
Nov. 30	†Mississippi State, Oxford	0 17
TOTAL POINTS	203	270

COACH: Tommy Tuberville
 CAPTAINS: Lawrence Adams, HB; Kris Mangum, TE;
 Derek Jones, CB; Kyle Wicker, DE
 †Night Game †TV Game

1997 — Won 8, Lost 4

	OM	Opp
Aug. 30	†Central Florida, Oxford (ot)	24 23
Sept. 6	†SMU, Oxford	23 15
Sept. 13	†Auburn, Auburn	9 19
Sept. 27	†Vanderbilt, Oxford (HC)	15 3
Oct. 4	†Tennessee, Knoxville	17 31
Oct. 18	†LSU, Baton Rouge	36 21
Oct. 25	†Alabama, Oxford	20 29
Nov. 6	†Arkansas, Oxford	19 9
Nov. 15	†Tulane, New Orleans	41 24
Nov. 22	Georgia, Oxford	14 21
Nov. 29	†Mississippi State, Starkville	15 14
	MOTOR CITY BOWL, Pontiac	
Dec. 26	††Marshall	34 31
	TOTAL POINTS	233 209

COACH: Tommy Tuberville
 CAPTAINS: John Avery, RB; Walker Jones, LB; Stewart Patridge, QB; Nate Wayne, LB
 †Night Game ‡TV Game

1998 — Won 7, Lost 5

	OM	Opp
Sept. 5	†Memphis, Oxford	30 10
Sept. 12	†Auburn, Oxford	0 17
Sept. 19	†Vanderbilt, Nashville	30 6
Sept. 26	SMU, Dallas (ot)	48 41
Oct. 3	South Carolina, Oxford	30 28
Oct. 10	Alabama, Tuscaloosa (ot)	17 20
Oct. 24	Arkansas State, Oxford (HC)	30 17
Oct. 31	LSU, Oxford (ot)	37 31
Nov. 7	†Arkansas, Fayetteville	0 34
Nov. 21	Georgia, Athens	17 24
Nov. 26	††Mississippi State, Oxford	6 28
	INDEPENDENCE BOWL, Shreveport	
Dec. 31	††Texas Tech	35 18
	TOTAL POINTS	245 256

COACHES: Tommy Tuberville; David Cutcliffe
 CO-CAPTAINS: Matt Luke, C; Gary Thigpen, CB
 †Night Game ‡TV Game

1999 — Won 8, Lost 4

	OM	Opp
Sept. 4	†Memphis, Memphis	3 0
Sept. 11	†Arkansas State, Oxford	38 14
Sept. 18	†Vanderbilt, Oxford (ot)	34 37
Sept. 25	†Auburn, Auburn (ot)	24 17
Oct. 2	†South Carolina, Columbia	36 10
Oct. 9	Tulane, Oxford (HC)	20 13
Oct. 16	†Alabama, Oxford	24 30
Oct. 30	†LSU, Baton Rouge	42 23
Nov. 6	†Arkansas, Oxford	38 16
Nov. 20	†Georgia, Oxford	17 20
Nov. 25	†Mississippi State, Starkville	20 23
	INDEPENDENCE BOWL, Shreveport	
Dec. 31	††Oklahoma	27 25
	TOTAL POINTS	296 203

COACH: David Cutcliffe
 CAPTAINS: Kendrick Clancy, DT; Cory Peterson, WR; Armeig Spearman, LB; Tim Strickland, CB; Todd Wade, OL
 †Night Game ‡TV Game

2000 — Won 7, Lost 5

	OM	Opp
Sept. 2	†Tulane, Oxford	49 20
Sept. 9	†Auburn, Oxford	27 35
Sept. 16	†Vanderbilt, Nashville	12 7
Sept. 30	†Kentucky, Oxford	35 17
Oct. 7	Arkansas State, Oxford	35 10
Oct. 14	†Alabama, Tuscaloosa	7 45
Oct. 28	UNLV, Oxford (HC) (ot)	43 40
Nov. 4	Arkansas, Fayetteville	38 24
Nov. 11	††LSU, Oxford	9 20
Nov. 18	††Georgia, Athens	14 32
Nov. 23	†Mississippi State, Oxford	45 30
	MUSIC CITY BOWL, Nashville	
Dec. 28	†West Virginia	38 49
	TOTAL POINTS	314 280

COACH: David Cutcliffe
 CAPTAINS: Derrick Burgess, DE; Shane Elam, DE; Deuce McAllister, RB; Romaro Miller, QB
 †Night Game ‡TV Game

2001 — Won 7, Lost 4

	OM	Opp
Sept. 1	†Murray State, Oxford	49 14
Sept. 8	†Auburn, Auburn	21 27
Sept. 29	Kentucky, Lexington	42 31
Oct. 6	†Arkansas State, Jonesboro	35 17
Oct. 13	†Alabama, Oxford	27 24
Oct. 20	Middle Tennessee, Oxford (HC)	45 17
Oct. 27	††LSU, Baton Rouge	35 24
Nov. 3	††Arkansas, Oxford (7ot)	56 58
Nov. 17	†Georgia, Oxford	15 35
Nov. 22	††Mississippi State, Starkville	28 36
Dec. 1	†Vanderbilt, Oxford	38 27
	TOTAL POINTS	391 310

COACH: David Cutcliffe
 CAPTAINS: Terrence Metcalf, OT; Syniker Taylor, CB; Anthony Sims, DE; Charles Stackhouse, RB; Kevin Thomas, LB
 †Night Game ‡TV Game

2002 — Won 7, Lost 6

	OM	Opp
Aug. 31	†Louisiana-Monroe, Oxford	31 3
Sept. 7	†Memphis, Oxford	38 16
Sept. 14	††Texas Tech, Lubbock	28 42
Sept. 21	†Vanderbilt, Oxford	45 38
Oct. 5	†Florida, Oxford	17 14
Oct. 12	Arkansas State, Oxford (HC)	52 17
Oct. 19	†Alabama, Tuscaloosa	7 42
Oct. 26	Arkansas, Fayetteville	28 48
Nov. 2	† Auburn, Oxford	24 31
Nov. 9	†Georgia, Athens	17 31
Nov. 23	††LSU, Baton Rouge	13 14
Nov. 28	††Mississippi State, Oxford	24 12
	INDEPENDENCE BOWL, Shreveport	
Dec. 27	†Nebraska	27 23
	TOTAL POINTS	351 331

COACH: David Cutcliffe
 CAPTAINS: Lanier Goethie, LB; Ben Claxton, C; Doug Zeigler, TE; Eddie Strong, LB
 †Night Game ‡TV Game

2003 — Won 10, Lost 3

	OM	Opp
Aug. 30	†Vanderbilt, Nashville	24 21
Sept. 6	†Memphis, Memphis	34 44
Sept. 13	†Louisiana-Monroe, Oxford	59 14
Sept. 27	†Texas Tech, Oxford	45 49
Oct. 4	†Florida, Gainesville	20 17
Oct. 11	Arkansas State, Oxford (HC)	55 0
Oct. 18	†Alabama, Oxford	43 28
Oct. 25	††Arkansas, Oxford	19 7
Nov. 1	†South Carolina, Oxford	43 40
Nov. 8	†Auburn, Auburn	24 20
Nov. 22	†LSU, Oxford	14 17
Nov. 27	††Mississippi State, Starkville	31 0
	COTTON BOWL, Dallas	
Jan. 2	†Oklahoma State	31 28
	TOTAL POINTS	442 285

COACH: David Cutcliffe
 CAPTAINS: Charlie Anderson, DE; Chris Collins, WR; Eli Manning, QB; Jesse Mitchell, DE
 †Night Game ‡TV Game

2004 — Won 4, Lost 7

	OM	Opp
Sept. 4	†Memphis, Oxford	13 20
Sept. 11	††Alabama, Tuscaloosa	7 28
Sept. 18	†Vanderbilt, Oxford (ot)	26 23
Sept. 25	Wyoming, Laramie	32 37
Oct. 2	Arkansas State, Oxford (HC)	28 21
Oct. 9	South Carolina, Columbia	31 28
Oct. 16	†Tennessee, Oxford	17 21
Oct. 30	††Auburn, Oxford	14 35
Nov. 13	†Arkansas, Fayetteville	3 35
Nov. 20	LSU, Baton Rouge	24 27
Nov. 27	Mississippi State, Oxford	20 3
	TOTAL POINTS	215 278

COACH: David Cutcliffe
 CAPTAINS: Doug Buckles, OL; Kerry Johnson, WR; Marcus Johnson, OL; Eric Oliver, DB; Rob Robertson, LB
 †Night Game ‡TV Game

2005 — Won 3, Lost 8

	OM	Opp
Sept. 5	†Memphis, Memphis	10 6
Sept. 17	†Vanderbilt, Nashville	23 31
Sept. 24	†Wyoming, Oxford	14 24
Oct. 1	†Tennessee, Knoxville	10 27
Oct. 8	The Citadel, Oxford (HC)	27 7
Oct. 15	†Alabama, Oxford	10 13
Oct. 22	Kentucky, Oxford	13 7
Oct. 29	†Auburn, Auburn	3 27
Nov. 12	Arkansas, Oxford	17 28
Nov. 19	††LSU, Oxford	7 40
Nov. 26	Mississippi State, Starkville	14 35
	TOTAL POINTS	148 245

COACH: Ed Orgeron
 CAPTAINS: Michael Bozeman, NT; Tre' Stallings, OL
 †Night Game ‡TV Game

2006 — Won 4, Lost 8

	OM	Opp
Sept. 3	†Memphis, Oxford	28 25
Sept. 9	†Missouri, Columbia	7 34
Sept. 16	†Kentucky, Lexington	14 31
Sept. 23	†Wake Forest, Oxford	3 27
Sept. 30	†Georgia, Oxford	9 14
Oct. 7	Vanderbilt, Oxford (HC)	17 10
Oct. 14	†Alabama, Tuscaloosa (ot)	23 26
Oct. 21	†Arkansas, Fayetteville	3 38
Oct. 28	†Auburn, Oxford	17 23
Nov. 4	Northwestern State, Oxford	27 7
Nov. 18	†LSU, Baton Rouge (ot)	20 23
Nov. 25	Mississippi State, Oxford	20 17
	TOTAL POINTS	188 275

COACH: Ed Orgeron
 CAPTAINS: Patrick Willis, LB; Andrew Wicker, OL
 †Night Game ‡TV Game

2007 — Won 3, Lost 9

	OM	Opp
Sept. 1	†Memphis, Memphis	23 21
Sept. 8	Missouri, Oxford	25 38
Sept. 15	†Vanderbilt, Nashville	17 31
Sept. 22	†Florida, Oxford	24 30
Sept. 29	Georgia, Athens	17 45
Oct. 6	Louisiana Tech, Oxford (HC)	24 0
Oct. 13	†Alabama, Oxford	24 27
Oct. 20	Arkansas, Oxford	8 44
Oct. 27	Auburn, Auburn	3 17
Nov. 3	Northwestern State, Oxford	38 31
Nov. 17	†LSU, Oxford	24 41
Nov. 23	†Mississippi State, Starkville	14 17
	TOTAL POINTS	241 342

COACH: Ed Orgeron
 CAPTAINS: Game Captains
 †Night Game ‡TV Game

2008 — Won 9, Lost 4

	OM	Opp
Aug. 30	†Memphis, Oxford	41 24
Sept. 6	†Wake Forest, Winston-Salem	28 30
Sept. 13	†Samford, Oxford	34 10
Sept. 20	†Vanderbilt, Oxford	17 23
Sept. 27	†Florida, Gainesville	31 30
Oct. 4	South Carolina, Oxford (HC)	24 31
Oct. 18	†Alabama, Tuscaloosa	20 24
Oct. 25	†Arkansas, Fayetteville	23 21
Nov. 1	†Auburn, Oxford	17 7
Nov. 15	Louisiana-Monroe, Oxford	59 0
Nov. 22	†LSU, Baton Rouge	31 13
Nov. 28	†Mississippi State, Oxford	45 0
	COTTON BOWL, Dallas	
Jan. 2	†Texas Tech	47 34
	TOTAL POINTS	417 247

COACH: Houston Nutt
 CAPTAINS: Jason Cook, FB; Peria Jerry, DT; Michael Oher, OT; Jamarca Sanford, S
 †Night Game ‡TV Game

NOTE: The overall record for each season includes bowl victories. However, the total points for each year through 2001 includes only regular-season contests. For the years the Rebels played in a bowl game prior to 2002, the points are not included because the NCAA did not count bowl game statistics.

‡ See page 215-216 for a complete list of all-time television appearances.

2009 — Won 9, Lost 4

	OM	Opp
Sept. 6	†Memphis, Memphis	45 14
Sept. 19	††Southeastern La., Oxford	52 6
Sept. 24	††South Carolina, Columbia	10 16
Oct. 3	††Vanderbilt, Nashville	23 7
Oct. 10	†Alabama, Oxford	3 22
Oct. 17	††UAB, Oxford (HC)	48 13
Oct. 24	†Arkansas, Oxford	30 17
Oct. 31	†Auburn, Auburn	20 33
Nov. 7	††Northern Arizona, Oxford	38 14
Nov. 14	†Tennessee, Oxford	42 17
Nov. 21	†LSU, Oxford	25 23
Nov. 28	†Mississippi State, Starkville	27 41
	COTTON BOWL, Arlington	
Jan. 2	†Oklahoma State	21 7
	TOTAL POINTS	384 230

COACH: Houston Nutt
 CAPTAINS: Daverin Gerald, C; Marshay Green, CB; John Jerry, OT; Kendrick Lewis, FS; Dexter McCluster, RB-WR; Marcus Tillman, DE; Patrick Trahan, LB
 †Night Game ‡TV Game

2010 — Won 4, Lost 8

	OM	Opp
Sept. 4	†Jacksonville State, Oxford (2ot)	48 49
Sept. 11	††Tulane, New Orleans	27 13
Sept. 18	†Vanderbilt, Oxford	14 28
Sept. 25	†Fresno State, Oxford	55 38
Oct. 2	†Kentucky, Oxford	42 35
Oct. 16	†Alabama, Tuscaloosa	10 23
Oct. 23	†Arkansas, Fayetteville	24 38
Oct. 30	†Auburn, Oxford	31 51
Nov. 6	††La.-Lafayette, Oxford (HC)	43 21
Nov. 13	†Tennessee, Knoxville	14 52
Nov. 20	†LSU, Baton Rouge	36 43
Nov. 27	††Mississippi State, Oxford	23 31
	TOTAL POINTS	367 422

COACH: Houston Nutt
 CAPTAINS: Lionel Breaux, WR; Johnny Brown, S; Jonathan Cornell, LB; Kentrell Lockett, DE; Jerrell Powe, DT
 †Night Game ‡TV Game

2011 — Won 2, Lost 10

	OM	Opp
Sept. 3	†BYU, Oxford	13 14
Sept. 10	†Southern Illinois, Oxford	42 24
Sept. 17	†Vanderbilt, Nashville	7 30
Sept. 24	†Georgia, Oxford	13 27
Oct. 1	††Fresno State, Fresno	38 28
Oct. 15	†Alabama, Oxford	7 52
Oct. 22	†Arkansas, Oxford	24 29
Oct. 29	††Auburn, Auburn	23 41
Nov. 5	†Kentucky, Lexington	23 30
Nov. 12	††Louisiana Tech, Oxford (HC)	7 27
Nov. 19	†LSU, Oxford	3 52
Nov. 26	†Mississippi State, Starkville	3 31
	TOTAL POINTS	193 385

COACH: Houston Nutt
 CAPTAINS: Brandon Bolden, RB; Wayne Dorsey, DE; Derrick Herman, WR; Kentrell Lockett, DE; Bradley Sowell, OT; Marcus Temple, CB
 †Night Game ‡TV Game

2012 — Won 7, Lost 6

	OM	Opp
Sept. 1	††Central Arkansas, Oxford	49 27
Sept. 8	††UTEP, Oxford	28 10
Sept. 15	††Texas, Oxford	31 66
Sept. 22	†Tulane, New Orleans	39 0
Sept. 29	††Alabama, Tuscaloosa	14 33
Oct. 6	††Texas A&M, Oxford	27 30
Oct. 13	†Auburn, Oxford (HC)	41 20
Oct. 27	†Arkansas, Little Rock	30 27
Nov. 3	†Georgia, Athens	10 37
Nov. 10	†Vanderbilt, Oxford	26 27
Nov. 17	†LSU, Baton Rouge	35 41
Nov. 24	†Mississippi State, Oxford	41 24
	BBVA COMPASS BOWL, Birmingham	
Jan. 5	†Pittsburgh	38 17
	TOTAL POINTS	409 359

COACH: Hugh Freeze
 CAPTAINS: Game Captains
 †Night Game ‡TV Game

2013 — Won 8, Lost 5

	OM	Opp
Aug. 29 ††Vanderbilt, Nashville	39	35
Sept. 7 ††Southeast Missouri, Oxford	31	13
Sept. 14 ††Texas, Austin	44	23
Sept. 28 †Alabama, Tuscaloosa	0	25
Oct. 5 ††Auburn, Auburn	22	30
Oct. 12 ††Texas A&M, Oxford	38	41
Oct. 19 ††LSU, Oxford	27	24
Oct. 26 †Idaho, Oxford (HC)	59	14
Nov. 9 †Arkansas, Oxford	34	24
Nov. 16 †Troy, Oxford	51	21
Nov. 23 ††Missouri, Oxford	10	24
Nov. 28 ††Mississippi St., Starkville (ot)	10	17
MUSIC CITY BOWL, Nashville		
Dec. 30 †Georgia Tech	25	17
TOTAL POINTS	390	308

COACH: Hugh Freeze
CAPTAINS: Game Captains
†Night Game †TV Game

2014 — Won 9, Lost 4

	OM	Opp
Aug. 28 ††Boise State, Atlanta	35	13
Sept. 6 †Vanderbilt, Nashville	41	3
Sept. 13 †Louisiana-Lafayette, Oxford	56	15
Sept. 27 ††Memphis, Oxford	24	3
Oct. 4 †Alabama, Oxford	23	17
Oct. 11 ††Texas A&M, College Station	35	20
Oct. 18 ††Tennessee, Oxford (HC)	34	3
Oct. 25 ††LSU, Baton Rouge	7	10
Nov. 1 ††Auburn, Oxford	31	35
Nov. 8 †Presbyterian, Oxford	48	0
Nov. 22 †Arkansas, Fayetteville	0	30
Nov. 29 ††Mississippi St., Oxford	31	17
PEACH BOWL, Atlanta		
Dec. 31 †TCU	3	42
TOTAL POINTS	368	208

COACH: Hugh Freeze
CAPTAINS: Game Captains
†Night Game †TV Game

2015 — Won 10, Lost 3

	OM	Opp
Sept. 5 †UT Martin, Oxford	76	3
Sept. 12 †Fresno State, Oxford	73	21
Sept. 19 ††Alabama, Tuscaloosa	43	37
Sept. 26 ††Vanderbilt, Oxford	27	16
Oct. 3 ††Florida, Gainesville	10	38
Oct. 10 †New Mexico State, Oxford (HC)	52	3
Oct. 17 †Memphis, Memphis	24	37
Oct. 24 ††Texas A&M, Oxford	23	3
Oct. 31 †Auburn, Auburn	27	19
Nov. 7 †Arkansas, Oxford (ot)	52	53
Nov. 21 †LSU, Oxford	38	17
Nov. 28 ††Mississippi St., Starkville	38	27
SUGAR BOWL, New Orleans		
Jan. 1 †Oklahoma State	48	20
TOTAL POINTS	531	294

COACH: Hugh Freeze
CAPTAINS: Justin Bell, OL; Evan Ingram, TE; Mike Hilton, DB; C.J. Johnson, LB
†Night Game †TV Game

2016 — Won 5, Lost 7

	OM	Opp
Sept. 5 ††Florida State, Orlando	34	45
Sept. 10 †Wofford, Oxford	38	13
Sept. 17 †Alabama, Oxford	43	48
Sept. 24 †Georgia, Oxford	45	14
Oct. 1 ††Memphis, Oxford (HC)	48	28
Oct. 15 ††Arkansas, Fayetteville	30	34
Oct. 22 ††LSU, Baton Rouge	21	38
Oct. 29 ††Auburn, Oxford	29	40
Nov. 5 †Georgia Southern, Oxford	37	27
Nov. 12 ††Texas A&M, College Station	29	28
Nov. 19 ††Vanderbilt, Nashville	17	38
Nov. 26 †Mississippi St., Oxford	20	55
TOTAL POINTS	391	408

COACH: Hugh Freeze
CAPTAINS: Game Captains
†Night Game †TV Game

**OVERTIME GAMES
RECORD: 6-8**

1997 — Won 1, Loss 0	OM	Opp
Aug. 30 Central Florida, Oxford (ot)	24	23
1998 — Won 2, Lost 1	OM	Opp
Sept. 26 SMU, Dallas (ot)	48	41
Oct. 10 Alabama, Tuscaloosa (ot)	17	20
Oct. 31 LSU, Oxford (ot)	37	31
1999 — Won 1, Lost 1	OM	Opp
Sept. 18 Vanderbilt, Oxford (ot)	34	37
Sept. 25 Auburn, Auburn (ot)	24	17
2000 — Won 1, Lost 0	OM	Opp
Oct. 28 UNLV, Oxford (ot)	43	40
2001 — Won 0, Lost 1	OM	Opp
Nov. 3 Arkansas, Oxford (7 ot)	56	58
2004 — Won 1, Lost 0	OM	Opp
Sept. 18 Vanderbilt, Oxford (ot)	26	23
2006 — Won 0, Lost 2	OM	Opp
Oct. 14 Alabama, Tuscaloosa (ot)	23	26
Nov. 18 LSU, Baton Rouge (ot)	20	23
2010 — Won 0, Lost 1	OM	Opp
Sept. 4 Jacksonville St., Oxford (2 ot)	48	49
2013 — Won 0, Lost 1	OM	Opp
Nov. 28 Mississippi State, Starkville (ot)	10	17
2015 — Won 0, Lost 1	OM	Opp
Nov. 7 Arkansas, Oxford (ot)	52	53

REBEL STREAKS

Longest Winning Streak: 13; streak began with win over North Texas State, 33-0 (10-1-55) through Vanderbilt, 16-0 (10-13-56); streak ended with loss to Tulane 10-3 (10-20-56)
Longest Losing Streak: 7, twice; recent streak began with loss to Alabama, 52-7 (10-15-11) through Mississippi State, 31-3 (11-26-11); former streak began with loss to Alabama, 35-21 (10-5-74) through Mississippi State, 31-13 (11-23-74)
Longest Home Winning Streak: 21; streak began with win over LSU, 28-0 (11-1-52) through Chattanooga, 58-0 (11-7-59); streak ended with a tie to LSU, 6-6 (10-29-60)
Most Consecutive Wins Over an Opponent in a Series: 17; Memphis, 1921-1962; streak ended with a tie to Memphis, 0-0 (9-21-63)
Most Consecutive Winning Seasons: 13 (1951-1963)
Most Consecutive Non-Losing Seasons: 24 (1950-1973)
Most Consecutive Shutouts: 6 (1910-11, 1933)
Most Consecutive Seasons Playing in a Bowl Game: 15 (1957-1971)
Most Consecutive Bowl Victories: 6 (2002-2013)



Capturing the 2016 Allstate Sugar Bowl, a 48-20 victory over Oklahoma State, Ole Miss wrapped up its first 10-win season since 2003.

NATIONALLY RANKED GAMES

Date	Opponent (OM/Opp)	OM	Opp
11-9-1936	at Marquette (NR/8)	0	33
12-5-1936	Tennessee -1 (NR/17)	0	0
11-13-1937	Arkansas -1 (NR/20)	6	32
12-3-1938	Tennessee -1 (NR/4)	0	47
10-21-1939	St. Louis (17/NR)	42	0
10-28-1939	at Tulane (14/9)	6	14
11-11-1939	at Miss. Teachers (19/NR)	27	7
10-19-1940	Duquesne (13/NR)	14	6
10-26-1940	Arkansas -1 (14/NR)	20	21
11-16-1940	W. Tenn. Teachers (17/NR)	38	7
11-23-1940	at Mississippi State (11/16)	0	19
10-25-1941	at Tulane (NR/10)	20	13
11-1-1941	at Marquette (17/NR)	12	6
11-8-1941	at LSU (16/NR)	13	12
11-22-1941	Arkansas -1 (15/NR)	18	0
11-29-1941	Mississippi State (14/NR)	0	6
11-14-1942	Tennessee -1 (NR/11)	0	14
10-21-1944	Tulsa -1 (NR/13)	0	47
11-3-1945	at LSU (NR/17)	13	32
11-24-1945	at Mississippi St. (NR/20)	7	6
11-9-1946	Tennessee -1 (NR/7)	14	18
11-23-1946	Mississippi State (NR/18)	0	20
10-11-1947	at Vanderbilt (18/NR)	6	10
11-1-1947	at LSU (NR/17)	20	18
11-29-1947	at Mississippi State (15/NR)	33	14
1-1-1948	vs. TCU -2 (15/NR)	13	9
11-13-1948	Tennessee -1 (NR/18)	16	13
10-29-1949	at LSU (NR/17)	7	34
9-30-1950	at Kentucky (NR/13)	0	27
10-14-1950	at Vanderbilt (NR/19)	14	20
11-18-1950	at Tennessee (NR/9)	0	35
9-29-1951	Kentucky (NR/6)	21	17
11-17-1951	Tennessee (NR/2)	21	46
10-4-1952	Auburn -1 (18/NR)	20	7
11-8-1952	at Houston (14/NR)	6	0
11-15-1952	Maryland (11/3)	21	14
11-29-1952	Mississippi State (6/NR)	20	14
1-1-1953	vs. Georgia Tech -3 (7/2)	7	24
10-3-1953	at Auburn (15/NR)	0	13
10-31-1953	at LSU (18/NR)	27	16
11-7-1953	North Texas (12/NR)	40	7
11-14-1953	at Maryland (11/2)	0	38
9-17-1954	North Texas -1 (10/NR)	35	12
9-25-1954	Kentucky -1 (9/NR)	28	9
10-2-1954	at Villanova (8/NR)	52	0
10-9-1954	at Vanderbilt (7/NR)	22	7
10-16-1954	Tulane (7/NR)	34	7
10-23-1954	at Arkansas -4 (5/7)	0	6
10-30-1954	at LSU (12/NR)	21	6
11-6-1954	at Memphis State (9/NR)	51	0
11-13-1954	at Houston (7/NR)	26	0
9-17-1955	Georgia -5 (15/NR)	26	13
9-24-1955	at Kentucky (8/NR)	14	21
10-29-1955	at LSU (20/NR)	29	26
11-5-1955	at Memphis State (15/NR)	39	6
11-12-1955	Houston -6 (14/NR)	27	11
11-26-1955	at Mississippi State (15/NR)	26	0
1-2-1956	vs. Texas Christian -7 (10/5)	14	13
9-22-1956	North Texas State (13/NR)	45	0
9-29-1956	Kentucky -1 (9/NR)	37	7
10-6-1956	Houston -6 (6/NR)	14	0
10-13-1956	Vanderbilt (7/13)	16	0
10-20-1956	Tulane -6 (6/19)	3	10
10-27-1956	Arkansas -4 (10/NR)	0	14
11-17-1956	at Tennessee (19/1)	7	27
9-28-1957	at Kentucky (19/NR)	15	0
10-5-1957	Hardin-Simmons (15/NR)	34	7
10-12-1957	at Vanderbilt (14/NR)	28	0
10-18-1957	at Tulane (11/NR)	50	0
10-26-1957	Arkansas -1 (6/NR)	6	12
11-2-1957	Houston -6 (14/NR)	20	7
11-9-1957	LSU (14/NR)	14	12
11-16-1957	Tennessee -1 (8/7)	14	7
11-30-1957	Mississippi State (7/13)	7	7
1-1-1958	vs. Texas -3 (7/11)	39	7

Date	Opponent (OM/Opp)	OM	Opp
9-20-1958	at Memphis State (6/NR)	17	0
9-27-1958	Kentucky -1 (9/14)	27	6
10-4-1958	at Trinity (6/NR)	21	0
10-11-1958	at Tulane (7/NR)	19	8
10-18-1958	Hardin-Simmons (8/NR)	24	0
10-25-1958	Arkansas -4 (6/NR)	14	12
11-1-1958	at LSU (6/1)	0	14
11-8-1958	Houston (9/NR)	56	7
11-15-1958	at Tennessee (7/NR)	16	18
11-29-1958	Mississippi State (13/NR)	21	0
12-27-1958	vs. Florida -8 (11/14)	7	3
9-19-1959	at Houston (8/NR)	16	0
9-26-1959	at Kentucky (4/NR)	16	0
10-3-1959	Memphis State (3/NR)	43	0
10-10-1959	at Vanderbilt (5/NR)	33	0
10-17-1959	Tulane (5/NR)	53	7
10-24-1959	Arkansas -1 (4/10)	28	0
10-31-1959	at LSU (3/1)	3	7
11-7-1959	Chattanooga (5/NR)	58	0
11-14-1959	Tennessee -1 (5/9)	37	7
11-26-1959	at Mississippi State (2/NR)	42	0
1-1-1960	vs. LSU -3 (2/3)	21	0
9-17-1960	at Houston (2/NR)	42	0
9-24-1960	Kentucky -1 (1/NR)	21	6
10-1-1960	at Memphis State (1/NR)	31	20
10-8-1960	at Vanderbilt (2/NR)	26	0
10-15-1960	at Tulane (1/NR)	26	13
10-22-1960	Arkansas -4 (2/11)	10	7
10-29-1960	LSU (2/NR)	6	6
11-5-1960	Chattanooga (6/NR)	45	0
11-12-1960	at Tennessee (4/14)	24	3
11-26-1960	Mississippi State (3/NR)	35	9
1-2-1961	vs. Rice -3 (2/NR)	14	6
9-23-1961	Arkansas -6 (9/NR)	16	0
9-30-1961	at Kentucky (2/NR)	20	6
10-7-1961	Florida State (2/NR)	33	0
10-14-1961	Houston -1 (1/NR)	47	7
10-21-1961	Tulane -6 (2/NR)	41	0
10-28-1961	Vanderbilt (2/NR)	47	0
11-4-1961	at LSU (2/10)	7	10
11-11-1961	Chattanooga (7/NR)	54	0
11-18-1961	Tennessee -1 (6/NR)	24	10
12-2-1961	at Mississippi State (5/NR)	37	7
1-1-1962	vs. Texas (5/3) -7	7	12
9-22-1962	Memphis State (6/NR)	21	7
9-29-1962	Kentucky (7/NR)	14	0
10-6-1962	at Houston (7/NR)	40	7
10-20-1962	Tulane (5/NR)	21	0
10-27-1962	Vanderbilt (7/NR)	35	0
11-3-1962	at LSU (6/4)	15	7
11-10-1962	Chattanooga (4/NR)	52	7
11-17-1962	at Tennessee (3/NR)	19	6
12-1-1962	Mississippi State (3/NR)	13	6
1-1-1963	vs. Arkansas -3 (3/6)	17	13
9-21-1963	at Memphis State (2/NR)	0	0
10-5-1963	at Houston (10/NR)	20	6
10-19-1963	at Tulane (5/NR)	21	0
10-26-1963	Vanderbilt (5/NR)	27	7
11-2-1963	at LSU (3/NR)	37	3
11-9-1963	Tampa (3/NR)	41	0
11-16-1963	Tennessee -1 (3/NR)	20	0
11-30-1963	at Mississippi State (3/NR)	10	10
1-1-1964	vs. Alabama -3 (7/8)	7	12
9-19-1964	Memphis State (1/NR)	30	0
9-26-1964	Kentucky -6 (1/NR)	21	27
10-31-1964	at LSU (NR/9)	10	11
9-25-1965	at Kentucky (NR/10)	7	16
10-9-1965	Florida (NR/10)	0	17
10-30-1965	LSU -6 (NR/5)	23	0
11-13-1965	Tennessee -1 (NR/8)	14	13
10-1-1966	Alabama -6 (NR/3)	7	17
11-12-1966	at Tennessee (NR/10)	14	7
10-7-1967	Alabama -9 (NR/9)	7	21
10-14-1967	Georgia -6 (NR/3)	29	20
10-28-1967	Houston (NR/9)	14	13

Date	Opponent (OM/Opp)	OM	Opp
10-5-1968	Alabama -6 (NR/11)	10	8
10-12-1968	at Georgia (13/17)	7	21
10-19-1968	Southern Miss (16/NR)	21	13
10-26-1968	Houston -6 (17/NR)	7	20
11-2-1968	at LSU (NR/12)	27	24
11-16-1968	at Tennessee (NR/11)	0	31
9-20-1969	Memphis State (9/NR)	28	3
9-27-1969	at Kentucky (8/NR)	9	10
10-4-1969	Alabama -9 (20/15)	32	33
10-11-1969	Georgia -6 (NR/6)	25	17
10-18-1969	Southern Miss (19/NR)	69	7
10-25-1969	at Houston (17/NR)	11	25
11-1-1969	LSU -6 (NR/6)	26	23
11-8-1969	Chattanooga (17/NR)	21	0
11-15-1969	Tennessee -6 (18/3)	38	0
11-27-1969	at Mississippi State (14/NR)	48	22
1-1-1970	vs. Arkansas -3 (13/3)	27	22
9-19-1970	at Memphis State (5/NR)	47	13
9-26-1970	Kentucky -6 (5/NR)	20	17
10-3-1970	Alabama -6 (7/17)	48	23
10-10-1970	at Georgia (5/NR)	31	21
10-17-1970	Southern Miss (4/NR)	14	30
10-24-1970	at Vanderbilt (13/NR)	26	16
11-7-1970	Houston (13/17)	24	13
11-14-1970	Chattanooga (12/NR)	21	0
11-26-1970	Mississippi State (10/NR)	14	19
12-5-1970	at LSU (16/8)	17	61
1-2-1971	vs. Auburn -8 (NR/10)	28	35
10-2-1971	Alabama -9 (NR/7)	6	40
10-9-1971	Georgia -6 (NR/10)	7	38
10-30-1971	LSU -6 (NR/11)	24	22
11-25-1971	at Mississippi State (15/NR)	48	0
12-30-1971	at Georgia Tech -10 (17/NR)	41	18
9-16-1972	at Memphis State (19/NR)	34	29
9-23-1972	at South Carolina (20/NR)	21	0
9-30-1972	Southern Miss (17/NR)	13	9
10-7-1972	Auburn -6 (18/17)	13	19
11-4-1972	at LSU (NR/6)	16	17
11-18-1972	at Tennessee (NR/13)	0	17
11-3-1973	LSU -6 (NR/7)	14	51
11-17-1973	Tennessee -6 (NR/16)	28	18
9-14-1974	Missouri -6 (NR/18)	10	0
10-5-1974	Alabama -6 (NR/3)	21	35
9-13-1975	at Texas A&M (NR/8)	0	7
10-4-1975	Alabama -9 (NR/9)	6	32
9-11-1976	Alabama -6 (NR/6)	10	7
9-18-1976	Tulane (20/NR)	34	7
9-25-1976	at Southern Miss (17/NR)	28	0
10-2-1976	Auburn -6 (16/NR)	0	10
10-9-1976	Georgia (NR/4)	21	17
10-16-1976	at South Carolina (16/NR)	7	10
9-10-1977	Alabama -9 (NR/9)	13	34
9-17-1977	Notre Dame -6 (NR/3)	20	13
9-23-1978	at Missouri (NR/17)	14	45
11-4-1978	at LSU (NR/12)	8	30
9-17-1979	Missouri -6 (NR/9)	7	33
11-17-1979	Tennessee -6 (NR/18)	44	20
9-20-1980	Alabama -6 (NR/1)	35	59
10-11-1980	at Georgia (NR/6)	21	28
11-22-1980	Mississippi State -6 (NR/17)	14	19
10-3-1981	at Alabama (NR/11)	13	27
10-10-1981	Georgia (NR/11)	7	37
9-18-1982	Alabama -6 (NR/4)	14	42
9-25-1982	Arkansas -4 (NR/9)	11	14
10-9-1982	at Georgia (NR/5)	10	33
10-30-1982	at LSU (NR/13)	8	45
9-17-1983	at Alabama (NR/12)	0	40
9-24-1983	Arkansas -6 (NR/18)	13	10
10-8-1983	Georgia (NR/11)	11	36
11-12-1983	at Tennessee (NR/19)	13	10
12-10-1983	vs. Air Force -11 (NR/16)	3	9
10-6-1984	Auburn (NR/18)	13	17
10-13-1984	at Georgia (NR/15)	12	18
11-3-1984	at LSU (NR/15)	20	32
9-14-1985	Arkansas -6 (NR/14)	19	24

NATIONALLY RANKED GAMES

Date	Opponent (OM/Opp)	OM	Opp
10-5-1985	at Auburn (NR/14)	0	41
10-12-1985	Georgia -6 (NR/18)	21	49
11-2-1985	LSU -6 (NR/16)	0	14
11-16-1985	at Tennessee (NR/18)	14	34
9-13-1986	Arkansas -4 (NR/18)	0	21
11-1-1986	at LSU (NR/11)	21	19
11-15-1986	Tennessee -6 (20/NR)	10	22
9-12-1987	Arkansas -6 (NR/13)	10	31
10-3-1987	Georgia (NR/20)	14	31
10-31-1987	LSU -6 (NR/5)	13	42
11-14-1987	at Tennessee (NR/15)	13	55
10-1-1988	at Georgia (NR/15)	12	36
10-8-1988	at Alabama (NR/12)	22	12
10-29-1988	at LSU (NR/13)	20	31
9-23-1989	Arkansas -6 (NR/8)	17	24
10-7-1989	Alabama -6 (NR/13)	27	62
11-18-1989	at Tennessee (NR/9)	21	33
9-22-1990	Arkansas -4 (NR/13)	21	17
10-13-1990	at Georgia (24/NR)	28	12
10-20-1990	Arkansas State (18/NR)	42	13
10-27-1990	at Vanderbilt (17/NR)	14	13
11-3-1990	at LSU (17/NR)	19	10
11-17-1990	Tennessee -1 (15/14)	13	22
11-24-1990	Mississippi St. -6 (21/NR)	21	9
1-1-1991	vs. Michigan -8 (15/12)	3	35
9-14-1991	at Auburn (NR/15)	13	23
10-12-1991	Georgia (23/22)	17	37
11-16-1991	at Tennessee (NR/10)	25	36
9-19-1992	at Vanderbilt (24/NR)	9	31
9-26-1992	at Georgia (NR/18)	11	37
10-24-1992	at Alabama (NR/4)	10	31
11-28-1992	Mississippi State (24/16)	17	10
12-31-1992	vs. Air Force -12 (19/NR)	13	0
10-2-1993	at Kentucky (25/NR)	0	21
10-23-1993	Alabama (NR/4)	14	19
10-1-1994	Florida (NR/1)	14	38
10-22-1994	at Alabama (NR/5)	10	21
11-26-1994	Mississippi State (NR/18)	17	21
9-23-1995	Georgia (NR/18)	18	10
9-14-1996	Auburn (NR/15)	28	45
10-3-1996	Tennessee -1 (NR/9)	3	41
10-19-1996	at Alabama (NR/7)	0	37
11-16-1996	LSU (NR/17)	7	39
9-13-1997	at Auburn (NR/16)	9	19
10-4-1997	at Tennessee (NR/9)	17	31
10-18-1997	at LSU (NR/8)	36	21
10-25-1997	Alabama (25/NR)	20	29
11-22-1997	Georgia (NR/14)	14	21
11-29-1997	Mississippi State (NR/22)	15	14
11-7-1998	at Arkansas (NR/10)	0	34
11-21-1998	at Georgia (NR/14)	14	24
11-26-1998	Mississippi State (NR/24)	6	28
10-9-1999	Tulane (25/NR)	20	13
10-16-1999	Alabama (22/11)	24	30
10-30-1999	at LSU (25/NR)	42	23
11-6-1999	Arkansas (23/24)	38	16
11-20-1999	Georgia (16/21)	17	20
11-25-1999	at Mississippi State (23/18)	20	23
9-2-2000	Tulane (18/NR)	49	20
9-9-2000	Auburn (17/NR)	27	35
10-14-2000	at Alabama (25/NR)	7	45
11-18-2000	at Georgia (NR/21)	14	32
11-23-2000	Mississippi State (NR/23)	45	30
11-17-2001	Georgia (NR/23)	15	35
10-5-2002	Florida (NR/6)	17	14
10-12-2002	Arkansas State (25/NR)	52	17
10-19-2002	at Alabama (21/24)	7	42
11-9-2002	at Georgia (NR/7)	17	31
11-23-2002	at LSU (NR/21)	13	14
10-4-2003	at Florida (NR/24)	20	17
10-25-2003	Arkansas (NR/20)	19	7
11-1-2003	South Carolina (20/NR)	43	40
11-8-2003	at Auburn (20/NR)	24	20
11-22-2003	LSU (15/3)	14	17
11-27-2003	at Mississippi State (17/NR)	31	0

Date	Opponent (OM/Opp)	OM	Opp
1-2-2004	vs. Oklahoma State -7 (16/21)	31	28
10-9-2004	at South Carolina (NR/25)	31	28
10-30-2004	Auburn (NR/3)	14	35
11-20-2004	at LSU (NR/14)	24	27
10-1-2005	at Tennessee (NR/9)	10	27
10-15-2005	Alabama (NR/6)	10	13
10-29-2005	at Auburn (NR/19)	3	27
11-19-2005	LSU (NR/4)	7	40
9-30-2006	Georgia (NR/10)	9	14
10-21-2006	at Arkansas (NR/15)	3	38
10-28-2006	Auburn (NR/7)	17	23
11-18-2006	at LSU (NR/9) (ot)	20	23
9-22-2007	Florida (NR/3)	24	30
9-29-2007	at Georgia (NR/15)	17	45
10-27-2007	at Auburn (NR/23)	3	17
11-17-2007	LSU (NR/1)	24	41
9-6-2008	at Wake Forest (NR/20)	28	30
9-27-2008	at Florida (NR/4)	31	30
10-18-2008	at Alabama (NR/2)	20	24
11-22-2008	at LSU (NR/18)	31	13
11-28-2008	Mississippi State (25/NR)	45	0
1-2-2009	vs. Texas Tech -7 (20/7)	47	34
9-6-2009	at Memphis (8/NR)	45	14
9-19-2009	SE Louisiana (5/NR)	52	6
9-24-2009	at South Carolina (4/NR)	10	16
10-3-2009	at Vanderbilt (18/NR)	23	7
10-10-2009	Alabama (16/3)	3	22
10-24-2009	Arkansas (25/NR)	30	17
10-31-2009	at Auburn (22/NR)	20	33
11-21-2009	LSU (NR/8)	25	23
11-28-2009	at Mississippi State (20/NR)	27	41
1-2-2010	vs. Oklahoma State -13 (NR/18)	21	7
10-16-2010	at Alabama (NR/8)	10	23
10-23-2010	at Arkansas (NR/21)	24	38
10-30-2010	Auburn (NR/1)	31	51
11-20-2010	at LSU (NR/5)	36	43
11-27-2010	Mississippi State (NR/25)	23	31
10-15-2011	Alabama (NR/2)	7	52
10-22-2011	Arkansas (NR/9)	24	29
10-29-2011	at Auburn (NR/23)	23	41
11-19-2011	LSU (NR/1)	3	52
9-15-2012	Texas (NR/12)	31	66
9-29-2012	at Alabama (NR/1)	14	33
11-3-2012	at Georgia (NR/6)	3	52
11-17-2012	at LSU (NR/7)	35	41
11-24-2012	Mississippi State (NR/24)	41	24
9-14-2013	at Texas (25/NR)	44	23
9-28-2013	at Alabama (21/1)	0	25
10-5-2013	at Auburn (24/NR)	22	30
10-12-2013	Texas A&M (NR/9)	38	41
10-19-2013	LSU (NR/6)	27	24
11-23-2013	Missouri (24/8)	10	24
8-28-2014	vs. Boise State -5 (18/NR)	35	13
9-6-2014	at Vanderbilt (15/NR)	41	3
9-13-2014	Louisiana-Lafayette (14/NR)	56	15
9-27-2014	Memphis (10/NR)	24	3
10-4-2014	Alabama (11/1)	23	17
10-11-2014	at Texas A&M (3/14)	35	20
10-18-2014	Tennessee (3/NR)	34	3
10-25-2014	at LSU (3/23)	7	10
11-1-2014	Auburn (4/3)	31	35
11-8-2014	Presbyterian (11/NR)	48	0
11-22-2014	at Arkansas (8/NR)	0	30
11-29-2014	Mississippi State (18/4)	31	17
12-31-2014	vs. TCU - 10 (9/6)	3	42
9-5-2015	UT Martin (15/NR)	76	3
9-12-2015	Fresno State (14/NR)	73	21
9-19-2015	at Alabama (11/2)	43	37
9-26-2015	Vanderbilt (3/NR)	27	16
10-3-2015	at Florida (3/23)	10	38
10-10-2015	New Mexico State (13/NR)	52	3
10-17-2015	at Memphis (12/22)	24	37
10-24-2015	Texas A&M (23/15)	23	3
10-31-2015	at Auburn (19/NR)	27	19
11-7-2015	Arkansas (18/NR)	52	53

Date	Opponent (OM/Opp)	OM	Opp
11-21-2015	LSU (22/15)	38	17
11-28-2015	at Mississippi State (18/21)	38	27
1-1-2016	vs. Oklahoma State - 3 (12/16)	48	20
9-5-2016	vs. Florida State - 14 (11/4)	34	45
9-10-2016	Wofford (18/NR)	38	13
9-17-2016	Alabama (17/1)	43	48
9-24-2016	Georgia (21/11)	45	14
10-1-2016	Memphis (16/NR)	48	28
10-15-2016	at Arkansas (12/22)	30	34
10-22-2016	at LSU (22/23)	21	38
10-29-2016	Auburn (NR/15)	29	40
11-12-2016	at Texas A&M (NR/8)	29	28

- 1 - at Memphis, Tenn.
- 2 - Delta Bowl; Memphis, Tenn.
- 3 - Sugar Bowl; New Orleans, La.
- 4 - at Little Rock, Ark.
- 5 - at Atlanta, Ga.
- 6 - at Jackson, Miss.
- 7 - Cotton Bowl; Dallas, Texas
- 8 - Gator Bowl; Jacksonville, Fla.
- 9 - at Birmingham, Ala.
- 10 - Peach Bowl; Atlanta, Ga.
- 11 - Independence Bowl; Shreveport, La.
- 12 - Liberty Bowl; Memphis, Tenn.
- 13 - Cotton Bowl; Arlington, Texas
- 14 - at Orlando, Fla.

Games with No. 1 ranked team in bold

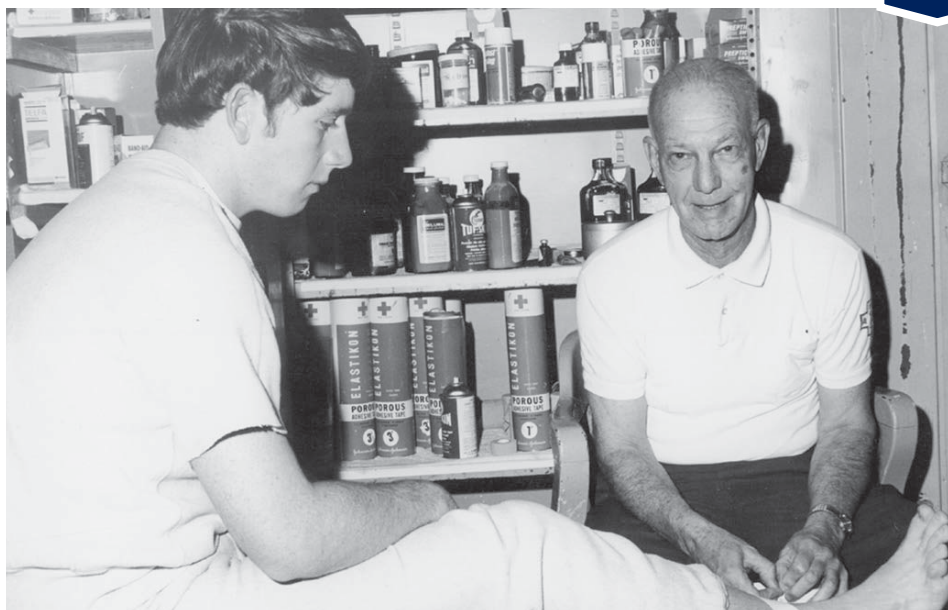
COACHING HISTORY

Year	Coach	Captain(s)	W	L	T	PF	PA	Year	Coach	Captain(s)	W	L	T	PF	PA	
1893	Dr. A. L. Bondurant	A. H. Roudebush, LE	4	1	0	120	28	1974	Ken Cooper	Dick Lawrence, OT; Stump Russell, LB;	3	8	0	135	241	
1894	C. D. Clark	Wm. Henry Cook, FB	6	1	0	120	48			Kenny King, LB						
1895	H. L. Fairbanks	Ewell D. Scales, LH	2	1	0	24	28	1975	Ken Cooper	Paul Hofer, FB; Ben Williams, DT-MG;	6	5	0	170	162	
1896	J. W. Hollister	George D. McLean	2	0	0	24	22			Kenny King, LB						
1897	None	Harry D. Priestly	1	*no team					1976	Ken Cooper	Wade Griffin, TE; George Stuart, LB;	6	5	0	153	180
1898	T. G. Scarbrough	Eugene P. Campbell, RG	1	1	0	18	16			Reggie Pace, C						
1899	W. H. Lyon	Wm. D. Myers, FB	3	4	0	44	47	1977	Ken Cooper	George Plasketes, DE; Randy White, OG;	6	5	0	208	196	
1900	Z. N. Estes, Jr.	Wm. D. Myers, FB	0	3	0	5	30			Bob Lewis, C						
1901	William Sibley;	F. W. Elmer, RE	2	4	0	34	129	1978	Steve Sloan	Curtis Weathers, SE; Lawrence Johnson, DT;	5	6	0	181	240	
	Daniel S. Martin									Bobby Garner, QB						
1902	Daniel S. Martin	John M. Foster, RH	4	3	0	121	46	1979	Steve Sloan	Eddy Householder, LB; John Peel, DE;	4	7	0	251	298	
1903	Mike Harvey	F. W. Elmer, RH	2	1	1	34	39			Leon Perry, FB						
1904	Mike Harvey	Allen P. Dodd, LT	4	3	0	185	106	1980	Steve Sloan	Ken Toler, SE; Chuck Commiskey, OG;	3	8	0	263	266	
										Chris Cottam, OT; Joel Stewart, DB						
								1981	Steve Sloan	John Fourcade, QB; Quentin McDonald, DT;	4	6	1	167	284	
										Malvin Gipson, TB						
								1982	Steve Sloan	Nakita Williams, LB; James Otis, LB;	4	7	0	208	262	
										Keith Fourcade, LB; Michael Harmon, SE;						
										Steve Herring, C						
								1983	Billy Brewer	Kelly Powell, QB; Buford McGee, TB;	7	5	0	176	255	
										Andre Townsend, DT; Dwayne Nesmith, LB						
								1984	Billy Brewer	Timmy Moffett, SE; Jamie Holder, FL;	6	1	1	194	203	
										Freddie Joe Nunn, DE; Bob Blakemore, DT						
								1985	Billy Brewer	Jamie Holder, FL; Nathan Wonsley, TB;	4	6	1	210	276	
										Jay Webb, DE; Michael Portis, NG;						
										Tony Rayburn, OL						
								1986	Billy Brewer	Jeff Noblin, FS; Mike Fitzsimmons, DT	8	3	1	220	150	
								1987	Billy Brewer	Todd Irvin, OT; Jeff Herrod, LB	3	8	0	223	309	
								1988	Billy Brewer	Bryan Owen, K; Wesley Walls, TE;	5	6	0	221	223	
										Stevon Moore, CB						
								1989	Billy Brewer	Tony Bennett, OLB; Tim Brown, OG;	8	4	0	267	285	
										Pat Coleman, FLK; John Darnell, QB						
								1990	Billy Brewer	Shawn Cobb, ILB; Chris Mitchell, SS;	9	3	0	257	191	
										Kelvin Pritchett, DT; Dawson Pruet, C						
								1991	Billy Brewer	Darron Billings, RB; Jeff Carter, FS;	5	6	0	242	223	
										Cliff Dew, C; Phillip Kent, OLB						
								1992	Billy Brewer	Chad Brown, DT; Everett Lindsay, OT;	9	3	0	230	174	
										Cory Philpot, RB; Lynn Ross, LB;						
										Russ Shows, QB						
								1993	Billy Brewer	Gary Abide, LB; Clint Conlee, OT;	6	5	0	242	142	
										Johnny Dixon, SS; Dewayne Dotson, LB						
								1994	Joe Lee Dunn	Alundis Brice, CB; Jerry Graeber, FS;	4	7	0	246	205	
										Abdul Jackson, LB; Jeff Miller, OT;						
										Josh Nelson, QB						
								1995	Tommy Tuberville	Renard Brown, DE; Dou Innocent, RB;	6	5	0	209	208	
										David Knott, DB; Darrell Moncus, C;						
										David Vinson, C; Trey Wicker, DE						
								1996	Tommy Tuberville	Lawrence Adams, H-Back;	5	6	0	203	270	
										Derek Jones, CB; Kris Mangum, TE;						
										Kyle Wicker, DE						
								1997	Tommy Tuberville	John Avery, RB; Walker Jones, LB;	8	4	0	233	209	
										Stewart Patridge, QB; Nate Wayne, LB						
								1998	Tommy Tuberville;	Matt Luke, C; Gary Thigpen, CB	6	5	0	245	256	
									David Cutcliffe		1	0	0	35	18	
								1999	David Cutcliffe	Kendrick Clancy, DT; Cory Peterson, WR;	8	4	0	296	203	
										Armetis Spearman, LB; Tim Stickland, CB;						
										Todd Wade, OL						
								2000	David Cutcliffe	Derrick Burgess, DE; Shane Elam, DE;	7	5	0	314	280	
										Romaro Miller, QB; Deuce McAllister, RB						
								2001	David Cutcliffe	Terrence Metcalf, OT; Syniker Taylor, CB;	7	4	0	391	310	
										Anthony Sims, DE; Charles Stackhouse, FB;						
										Kevin Thomas, LB						
								2002	David Cutcliffe	Ben Claxton, C; Lanier Goethie, LB;	7	6	0	351	331	
										Eddie Strong, LB; Doug Zeigler, WR						
								2003	David Cutcliffe	Charlie Anderson, DE; Chris Collins, TE	10	3	0	442	285	
										Eli Manning, QB; Jesse Mitchell, DE						
								2004	David Cutcliffe	Doug Buckles, OL; Kerry Johnson, WR;	4	7	0	215	278	
										Marcus Johnson, OL; Rob Robertson, LB;						
										Eric Oliver, DB						
								2005	Ed Orgeron	Michael Bozeman, NT; Tre' Stallings, OL	3	8	0	148	245	
								2006	Ed Orgeron	Patrick Willis, LB; Andrew Wicker, OL	4	8	0	188	275	
								2007	Ed Orgeron	Game Captains	3	9	0	241	342	
								2008	Houston Nutt	Jason Cook, FB; Peria Jerry, DT;	9	4	0	417	247	
										Michael Oher, OT; Jamarca Sanford, S						
								2009	Houston Nutt	Daverin Gerald, C; Marshay Green, CB;	9	4	0	384	230	
										John Jerry, OT; Kendrick Lewis, FS; Dexter McCluster, RB-WR;						
										Marcus Tillman, DE; Patrick Trahan, LB						
								2010	Houston Nutt	Lionel Breaux, WR; Johnny Brown, S;	4	8	0	367	422	
										Jonathan Cornell, LB; Kentrell Lockett, DE;						
										Jerrell Powe, DT						
								2011	Houston Nutt	Brandon Bolden, RB; Wayne Dorsey, DE;	2	10	0	193	385	
										Derrick Herman, WR; Kentrell Lockett, DE;						
										Bradley Sewell, OT; Marcus Temple, CB						
								2012	Hugh Freeze	Game Captains	7	6	0	409	359	
								2013	Hugh Freeze	Game Captains	8	5	0	390	308	
								2014	Hugh Freeze	Game Captains	9	4	0	368	208	
								2015	Hugh Freeze	Justin Bell, OL; Evan Ingram, TE;	10	3	0	531	294	
										Mike Hilton, DB; C.J. Johnson, LB						
								2016	Hugh Freeze	Game Captains	5	7	0	391	408	
										<i>* Yellow Fever Epidemic</i>						
										<i>†Board of Trustees ruling</i>						
										<i>Overall records include bowl results; total points include only regular-season contests up to 2001 season</i>						

ASSISTANT COACHES/STAFF HISTORY

- ALDRIDGE, Miles (Gardner-Webb, 1971) — Defensive Ends, 1980; Defensive Line, 1981; Inside Linebackers, 1982
- ALFORD, Warner, (Ole Miss, 1961) — Defensive Line, 1971-73
- ALLEN, Jody (Valdosta State, 1983) — Wide Receivers, 1987-89 Running Backs, 1989-91
- ALLEN, Tom (Maranatha Baptist, 1992) — Special Teams Coordinator/ Linebackers, 2012-14
- AUSMUS, Aaron (Tennessee, 1998) — Head Strength Coach, 2005-07
- AUSTIN, Kent (Ole Miss, 1985) — Offensive Coordinator/ Quarterbacks, 2008-09
- BASKIN, Weems O. (Auburn, 1928) — Ends, 1938; Line, 1939-41
- BATOON, Corey (Long Beach State, 1991) — Director of Player Development, 2012; Director of Recruiting Operations, 2013-14; Safeties/Special Teams Coordinator, 2015-16
- BEAUMONT, Mike (Arkansas State, 1992) — Director of Football Operations, 2008-11
- BECKETT, Brandon (Ole Miss, 1999) — Assistant Strength Coach, 2005-06
- BECKISH, Larry, (Wichita State, 1964) — Offensive Coordinator/ Quarterbacks, 1992-93
- BENDER, Dave, (Rutgers) — Line, 1925
- BERGALOWSKI, Chet (Ole Miss, 1967) - Assistant, Junior Varsity, 1977
- BERRYMAN, Jim (Livingston, 1971) — Defensive Ends, 1987
- BISACCIA, Richard (Yankton, 1986) — Special Teams/Running Backs, 1998 Independence Bowl-1999; Assistant Head Coach, 2000-01
- BLAIR, George, (Ole Miss, 1961) — Junior Varsity, 1977
- BREWER, Gunter (Wake Forest, 1987) — Associate Head Coach/ Passing Game Coordinator/ Wide Receivers, 2011
- BRUMBELOW, Lester (Mike), (TCU, 1930) — Scout-Assistant Coach, 1946-49
- BURKE, Webster (Webb), (Ole Miss, 1927) — Line, 1927, 1933-37
- BURNS, Keith (Arkansas, 1982) — Secondary, 2011
- CAIN, John L. (Alabama, 1933) — Offensive Backs, 1947-70; Freshman, 1971
- CALDWELL, Steve, (Arkansas State, 1978) — Defensive Ends, 1995, (Spring)
- CAMPBELL, Tilden (Happy), (Alabama, 1935) — Backfield, 1946
- CANTY, Bill (Furman, 1962) — Receivers, 1978; Defensive Backs, 1979-80; Defensive Coordinator, 1981-82; Running Backs, 1983-85; Offensive Coordinator, 1986-87
- CARLISLE, Jack, (Mississippi State, 1952) — Junior Varsity, 1975-76; Offensive Backfield, 1977
- CARMODY, Jim, (Tulane, 1956) — Defensive Line, 1974; Defensive Line/ Defensive Coordinator, 1975-77; Assistant Head Coach-Defensive Line, 1992-94
- CARTER, Gary (Gardner Webb, 1979) — Recruiting Coordinator, 1990-91
- CASE, Ron (Carson-Newman, 1973) Defensive Secondary, 1983-87, Defensive Coordinator, 1987, Defensive Secondary, 1988
- CHEATHAM, Steve (Mississippi State, 1978) — Director of Football Operations, 2003-04
- COLEMAN, Lanier (Louisiana-Lafayette, 2008) — Assistant Strength Coach, 2015-16
- COLEMAN, Thamas N. (Auburn, 1957) — “B” Team Offense, 1973; Defensive Ends, 1974-77
- COOPER, Ken, (Georgia, 1959) — Offensive Line, 1971-73
- COPE, Bob (Carson-Newman, 1961) — Linebackers, 1981
- CORRAO, David (Arizona, 1997) — Linebackers, 2007
- CRANE, Paul, (Alabama, 1965) — Defensive Coordinator, 1978-80
- CRAWFORD, Edward S., (Eddie) (Ole Miss, 1957) — Assistant Coach 1962-70; Offensive Backfield, 1971-73; Receivers, 1974-76
- CRENNEL, Romeo, (Western Kentucky, 1970) — Defensive Line, 1978-79
- CROPP, John (Vanderbilt, 1961) — Offensive Coordinator/ Offensive Backfield, 1978-82
- CROSBY, Anthony (Louisiana Tech, 2008) — Assistant Strength Coach, 2013-15
- DeLEONE, George (Connecticut, 1970) — Offensive Line, 2005
- DALATRI, Rich, (Louisiana Tech, 1982) — Strength Coach, 1984
- DALE, Roland H., (Ole Miss, 1950) — Ends-Linebackers, 1960-71
- DAMERON, Kim (Arkansas, 1983) — Safeties, 2008-10
- DANIELS, Keith (Miss. College, 1970) — Assistant Offensive Backfield, 1977, 1987-88; Running Backs, 1992-94
- DAVIDSON, J. W. (Wobble) (Ole Miss, 1942) — Ends, 1942; Assistant Coach, 1945-68
- DECKER, Don (Evangel, 1988) — Strength Coach, 2008-11
- DICKERSON, Ron, Jr. (Arkansas, 1996) — Wide Receivers, 2008-10
- DICKEY, Gerry (Wichita State, 1983) — Director of Football Operations; 1998 Independence Bowl; 1999-2002
- DILDY, Joe (Alabama, 1935) — Line, 1942
- DORSEY, Larry (Tennessee State University, 1975) — Wide Receivers, 1989
- DRIESBACH, Chuck (Villanova, 1975) — Secondary, 1989; Defensive Coordinator/Linebackers, 2002-04
- DUNN, Don (East Tennessee State, 1976) — Defensive Tackles, 1995-98
- DUNN, Joe Lee, (Tennessee-Chattanooga, 1968) — Defensive Coordinator/Inside Linebackers, 1992-94
- DURFEY, Noel (Lincoln Memorial, 1991) — Assistant Strength Coach, 2001-07
- EALY, Clifton (Central Arkansas, 1982) — Director of Community Relations, 2008-11
- EDGINGTON, Darren (Middle Tennessee, 1997) — Assistant Strength Coach, 2006-07
- FARRAR, Barney (Delta State, 1983) — Director of External Affairs, 2006; Director of High School & Junior College Relations, 2012-16
- FREEZE, Hugh (Southern Miss, 1992) — Director of External Affairs, 2005; Recruiting Coordinator/Tight Ends, 2006; Recruiting Coordinator/Wide Receivers, 2007
- GIBBS, Jerry D. (Jake) (Ole Miss, 1961) — Assistant Coach, 1965-70
- GOODE, Tom (Mississippi State, 1961) — Assistant Head Coach/ Offensive Line, 1978-82
- GRAHAM, B. L. (Country), (Ole Miss, 1939) — Assistant Coach/ Scout, 1950-62
- GRAN, Eddie, (California Lutheran, 1987) — Running Backs, 1995-98
- GRAY, Ronnie (Mississippi State, 1970) — Defensive Line, 1982
- GUARASCIO, Joey (Sioux Falls, 2011) — Assistant Strength Coach, 2014-16
- HALE, Edwin (Goat), (Mississippi College, 1922) — Assistant Coach-Scout, 1937-45
- HARRIS, Maurice (Arkansas State, 1998) — Director of Internal Operations, 2006; Recruiting Coordinator for Offense/Tight Ends, 2012-16
- HATHORN, Samuel B. (Ole Miss, 1911) — Line, 1923
- HEARD, Grant (Ole Miss, 2001) — Wide Receivers, 2012-16
- HENRY, Robert (Ole Miss, 1977) — Defensive Coordinator/Inside Linebackers, 1988-91
- HINES, David (Arkansas State, 1976) — Receivers, 1983-85; Running Backs, 1986
- HOBBY, Marion (Tennessee, 1989) — Defensive Ends, 1998 Independence Bowl; 1999-2004
- HOPSON, Jay (Ole Miss, 1992) — Defensive Backs/Recruiting Coordinator, 2004
- HORTON, Freeman, (Southern Mississippi, 1979) — Defensive Ends, 1992-93; Outside Linebackers, 1994
- HOVIOUS, John A. (Junie), (Ole Miss, 1942) — Defensive Backfield, 1951-71; Freshman, 1946-50, 1972-73; Junior Varsity, 1974
- HOWELL, Max (Troy State, 1970) — Recruiting Coordinator, 1989
- HUGHES, Tony (Southern Miss, 1980) — Assistant Defensive Backs, 2005-06; Tight Ends, 2007
- JACKSON, Paul (Montclair State, 2006) — Head Strength & Conditioning Coach, 2012-16
- JASKWHICH, Charles O. (Chuck), (Notre Dame, 1933) — Backfield, 1938-41
- JERNIGAN, R. C., — Assistant Coach, 1920
- JOHNSON, Frank, (Georgia, 1936) — Line, 1938
- JONES, Jason (Alabama, 2001) — Co-Defensive Coordinator/ Cornerbacks, 2013-16
- JONES, Mike (Utah State, 1973) — Strength Coach, 1985-87
- JONES, Walker (Ole Miss, 1998) — Coordinator of Football Operations, 2003
- KAUFMAN, Art (Arkansas-Monticello, 1980) — Outside Linebackers, 1989-91; Defensive Coordinator/Linebackers, 1995-2000
- KEHOE, Art (Miami, 1982) — Assistant Head Coach/Offensive Line, 2006-07
- KIFFIN, Chris (Colorado State, 2005) — Recruiting Coordinator for Defense/ Defensive Line, 2012-16
- KINARD, Frank M. (Bruiser), (Ole Miss, 1938) — Offensive Line, 1948-70
- KNOWLES, Jim (Cornell, 1987) — Linebackers, 2003
- KNOX, Greg (Northeastern State, 1986) — Wide Receivers, 1995-98
- KUECK, Larry (Stephen F. Austin, 1975) — Offensive Coordinator, Quarterbacks, 1994
- LATINA, John (Virginia Tech, 1979) — Offensive Line, 1998 Independence Bowl-1999; Offensive Coordinator, 2000-04
- LAVIGNE, Tom (Grambling, 1975) — Defensive Backs, 1998 Independence Bowl; 1999-2000
- LEE, David (Vanderbilt, 1975) — Quarterbacks, 1978-82; Offensive Coordinator/ Quarterbacks, 2011
- LIMBAUGH, Tommy (Alabama, 1967) — Recruiting, 1978-80, 1982; Tight Ends, 1981
- LINDSEY, Don (Arkansas-Monticello, 1965) — Defensive Coordinator/ Linebackers, 2001
- LOVETT, John (C.W. Post College, 1973) — Defensive Backs, 1995-98
- LUBICK, Matt (Colorado State, 1995) — Wide Receivers, 2005-06
- LUKE, Matt (Ole Miss, 2000) — Tight Ends/Assistant Offensive Line, 2002-04; Tight Ends/Recruiting Coordinator, 2005; Co-Offensive Coordinator/Offensive Line, 2012-16
- LUKE, Tom (Ole Miss, 1992) — Director for Football Operations, 2005; Director of Player Development, 2013-16
- MacINTYRE, George (Miami, 1961) — Defensive Coordinator, 1978
- MacINTYRE, Mike (Georgia Tech, 1989) — Receivers/Recruiting Coordinator; 1998 Independence Bowl; 1999-2000; Defensive Backs/Recruiting Coordinator, 2001-02
- MARKUSON, Mike (Hamline, 1983) — Offensive Line, 2008-11/Running Game Coordinator, 2008-09; 2011/Co-Offensive Coordinator, 2010
- MATOUS, Ken (Wichita State, 1979) — Wide Receivers, 1991-93
- MAZZONE, Noel (New Mexico, 1980) — Offensive Coordinator/ Quarterbacks, 1995-98; Offensive Coordinator/ Quarterbacks, 2005
- McCRONE, Ron (Florida, 1967) — Outside Linebackers, 1982
- McCULLERS, Charles (Tampa, 1962) — Backfield, 1974-76
- McGRAW, Robert (Delta State, 1961) — Offensive Coordinator, 1983-85; Offensive Line, 1983-87
- McGRIFF, Wesley (Savannah State, 1990) — Co-Defensive Coordinator/ Cornerbacks, 2012
- McLEOD, Kent (Ole Miss, 1999) — Coordinator of Football Operations, 2005-07
- McNEEL, Taylor (Louisiana Tech, 1959) — Defensive Backfield, 1972-74
- MENDOZA, Ruben (Wayne State, 1989), Head Strength Coach, 2001-04
- MERRITT, Mickey (Louisiana Tech, 1970) — Defensive Ends, 1983-86
- MIDDLETON, Ron (Auburn, 1985) — Tight Ends, 1998 Independence Bowl; 1999-2001; Running Backs/Special Teams, 2002-03
- MILLER, John (Southern Miss, 1999) — Director of Football Operations, 2012-16
- MISITA, Tony (Southeastern Louisiana, 1955) — Linebackers, 1977; Defensive Line, 1978-80; Recruiting, 1981
- MITCHELL, Chris (Ole Miss, 1992) — Assistant Strength Coach, 1994-97
- MUSTIN, Robert Wm. (Billy), (Ole Miss, 1950) — “B” Team Offense, 1963-72.
- NALL, Hugh (Georgia, 1982) — Offensive Line, 1995-98
- NEAL, John (Brigham Young, 1980) — Defensive Backs, 1992-94
- NIELSON, Ryan (Southern California, 2002) — Defensive Line, 2005-07
- NIX, Derrick (Southern Miss, 2002) — Running Backs, 2008-16
- NIX, Tyrone (Southern Miss, 1995) — Assistant Head Coach/Defensive Coordinator/ Linebackers, 2008-11
- NUNN, Arlington (Clemson, 1991) — Running Backs, 2004
- NUTT, Danny (Arkansas, 1985) — Director of Player Development, 2008-11
- OKEY, Chuck (Presbyterian, 1986) — Strength Coach, 1988-94
- PANNUNZIO, Joe (Southern Colorado, 1982) — Tight Ends/Special Teams, 1995-98
- PARKER, Johnny (Ole Miss, 1968) — Strength Coach, 1980-83
- PARKER, “Red” (Arkansas-Monticello, 1953) — Offensive Coordinator/ Quarterbacks, 1988-91
- PETRI, Rick (Missouri-Rolla, 1976) — Defensive Tackles, Nose Guards, 1989-91; Defensive Tackles, 1998 Independence Bowl; 1999-2004
- PIERCE, Benjy (Arkansas-Monticello, 1981) — Strength Coach, 1995-2000
- POPE, Mike (Lenoir Rhyne, 1964) — Offensive Line, 1978; Receivers, 1979-82
- POOLE, James E. (Buster), (Ole Miss, 1947) — Defensive Line, 1947-70
- POOLE, Ray S. (Ole Miss, 1947) — “B” Team Defense, 1955-74
- PRICE, Terry (Texas A&M, 1993) — Defensive Ends, 1995-98; Defensive Line, 2009-11
- PRUETT, Bob (Marshall, 1965) — Secondary, 1990-91
- RADER, Dave (Tulsa, 1980) — Co-Offensive Coordinator/ Quarterbacks, 2010
- RANDOLPH, Tony (Missouri, 2012) — Assistant Strength Coach, 2013-14
- RIPPON, Chris (Southern Connecticut, 1982) — Special Teams Coordinator/Defensive Backs, 2005-07; Director of Recruiting Operations, 2015-16
- ROCKER, Tracy (Auburn, 1992) — Defensive Line, 2008
- ROPER, Kurt (Rice, 1995) — Quarterbacks, 1998 Independence Bowl; 1999-2001; Quarterbacks/Passing Game Coordinator, 2002-04

- SAUNDERS, David (Auburn, 1982) — Director of High School and Community College Relations, 1999-2002; Linebackers, 2006; Administrative Operations Coordinator, 2010
- SCHARNHORST, Jacob (Northern Colorado, 2002) — Assistant Strength Coach, 2006-07
- SHADEED, Matt (Southern Miss, 2009) — Assistant Strength Coach, 2012-13
- SHIBEST, James (Arkansas, 1988) — Special Teams Coordinator/ Tight Ends, 2008-11
- SLOCUM, Shawn (Texas A&M, 1988) — Assistant Head Coach/ Linebackers, 2005
- SMALLING, Charles (Chuck), (Stanford, 1930) — Backfield, 1930-37
- SMITH, C. M. (Tad), (Ole Miss, 1930) — Backfield, 1929; Freshman, 1930-37; Acting Backfield, 1942
- SMITH, George (Central Arkansas, 1971) — Quarterbacks, 1983-85; Receivers, 1986
- SMITH, Melvin (Millsaps, 1982) — Tight Ends, 1992-93; Wide Receivers, 1994
- SMITH, Tony (Gardner-Webb, 1995) — Assistant Strength Coach, 2004
- SMITH, Vernon (Catfish), (Georgia, 1932) — Ends, 1939-41
- STARK, Ronald M. (Northeast Missouri, 1961) — Offensive Line, 1975-76
- STILES, Wayne (Tennessee, 1970) — Recruiting, 1984-88
- STONE, Edwin G. (Ole Miss, 1934) — Scout/Assistant Coach, 1944-47
- STRONG, Charlie (Central Arkansas, 1982) — Wide Receivers, 1990
- STUDZINSKI, Dominic (Sioux Falls, 2009) — Assistant Strength Coach, 2012-15
- SULLINS, S. E. (North Alabama, 1962) — Linebackers, 1987
- SWAYZE, Thomas K. (Ole Miss, 1933) — Assistant Coach, 1947-71
- TERRELL, Bus (Rutgers) — Line, 1926
- THOMAS, James "T." (Miss. Industrial, 1962) — Tight Ends, 1983-91
- THOMAS, Lane (Southeastern Louisiana, 1987) — Assistant Strength and Conditioning Coach, 1991-92
- THOMPSON, John (Central Arkansas, 1978) — Defensive Coordinator/ Defensive Backs, 2007
- THOMPSON, John (Lambuth, 2006) — Senior Assistant Strength Coach, 2012
- THOMPSON, Tommy (Southern Illinois-Carbondale, 1973) — Assistant Offensive Backfield, 1975-76
- TORBUSH, Carl (Carson-Newman, 1974) — Defensive Coordinator, 1983-86
- TRAVIS, Larry (Florida, 1963) — Linebackers, 1972-73; Offensive Line, 1974
- TYLER, Bob (Ole Miss, 1958) — Receivers, 1968-70
- VAUGHN, Chris (Murray State, 1998) — Recruiting Coordinator/ Cornerbacks, 2008-11
- VAUGHT, John H. (TCU, 1933) — Line, 1946
- VICKERS, Jimmy (Georgia, 1960) — Offensive Line, 1977
- VINSEL, Kenneth P. (Grinnell College) — Freshman/Varsity Line, 1923-25
- VINSON, Mike (Arkansas, 1993) — Assistant Strength and Conditioning, 1997-2000
- WELLS, David (Ole Miss, 1966) — Receivers, 1977
- WERNER, Dan (Western Michigan, 1983) — Offensive Coordinator/ Quarterbacks, 2006-07; Co-Offensive Coordinator/ Quarterbacks, 2012-16
- WHATLEY, James W. (Alabama, 1936) — Line, 1946-49



Doc Knight (right) served as athletic trainer at Ole Miss from 1947-74, a period which produced six SEC Championships and 27 All-Americans, including quarterback Archie Manning (left) in 1969 and 1970.

- WHEELER, Harold (Southwest Missouri State, 1964) — Defensive Backfield, 1975-77
- WHITEHEAD, Julian — Assistant Strength Coach, 2016
- WICKLINE, Joe (Florida, 1983) — Offensive Line, 1988-94
- WILBANKS, Lee (Ole Miss, 2004) — Director of Player Personnel, 2016
- WILFAWN, Jason (Central College, 1997) — Assistant Strength Coach, 2008-11
- WILSON, Barry (Georgia, 1965) — Linebackers, 1974-76
- WILSON, Frank (Nicholls State, 1997) — Running Backs, 2005-07
- WITHROW, Gary (Pittsburg State, 1964) — Recruiting Coordinator, 1992-94; Tight Ends, 1994
- WOMMACK, Dave (Missouri Southern State, 1978) — Defensive Coordinator/Safeties, 2012-14; Defensive Coordinator/ Linebackers, 2015-16
- WOOD, Dick (Auburn, 1960) — Quarterbacks, Receivers, 1971-73
- WOODS, T.D. (Tennessee, 1990) — Receivers, 2001-04
- YOUNGBLOOD, Robert (Arkansas State, 1961) — Assistant Head Coach/ Noseguards, Defensive Tackles, 1983-88

- GAHAN, Eric (Canisius, 2000) — Assistant, 2006
- GARL, Tim (Alabama, 1978) — Assistant, 1979-82
- GETCHELL, K. P. — 1930-33
- HUTSON, Marvin (Ole Miss, 1937) — 1942
- JERNIGAN, Pat (Valdosta State, 1998) — 2012-16
- KNIGHT, Wesley I. (Doc), (Springfield, 1935) — 1947-74
- LOLLAR, Alan (Miss. State, 1981) — Assistant, 1987-92
- LYSINGER, Ray (Eastern Illinois, 2008) — Assistant, 2013-16
- MOORE, Jeffrey (Ole Miss, 1992) — Assistant, 1994-97
- MULLINS, Leroy (Eastern Kentucky, 1965) — 1975-96, 1998-2003
- MULLINS, Tim (Ole Miss, 1991) — 1997-2011
- PETRONI, Jo Jo (Vanderbilt, 1980) — Assistant, 1982-86
- PLUMMER, Jared (East Carolina, 2004) — Assistant, 2009-11
- SCHWARTZ, Lynnette (East Carolina, 1988) — Assistant, 1990-91; 1993-97
- SINGLETERARY, Shannon (Ole Miss, 1995) — 2004-16
- STEINHAUS, Tim (Lindenwood, 2000) — Assistant, 2007-08
- STUART, Jack (Alabama, 1939) — 1940-41

ATHLETIC TRAINERS

- ALDERMAN, Jessie (Ole Miss, 1938) — 1945-46
- BEEAMAN, Leslie (New Mexico State, 1981) — Assistant, 1992
- BOEHLER, George (Doc), (Washington State) — 1935-38
- COLEMAN, Larandust (West Alabama, 2004) — Assistant, 2007-16
- FLETCHER, Spence (Ole Miss, 1990) — Assistant, 1993-94

EQUIPMENT MANAGERS

- BARNES, Blake (Ole Miss, 1979) — 1979-95
- CRAIN, Ken (Ole Miss, 1996) — 2005-16
- DAGGETT, John (Delta State, 1968) — 1974-78
- ROSS, John (Ole Miss, 1995) — 1996-2004
- SANDERS, Wm. H. "Billy" "Nub", (Ole Miss, 1952) — 1951-73

HEAD COACHES COMPOSITE RECORDS

Year(s)	Head Coach(es), Alma Mater	G	W	L	T	Pct	PF	PA
2012-16	Hugh Freeze, Southern Miss	64	39	25	0	.609	2,089	1,577
	<i>Freeze Bowl Record, 3-1</i>							
2008-11	Houston Nutt, Oklahoma State	50	24	26	0	.480	1,361	1,284
	<i>Nutt Bowl Record, 2-0</i>							
2005-07	Ed Orgeron, Northwestern State	35	10	25	0	.286	584	862
1998-2004	David Cutcliffe, Alabama	68	40	28	0	.588	1,951	1,636
	<i>Cutcliffe (With Bowl Record, 4-1)</i>	69	44	29	0	.603	2,109	1,779
1995-98	Tommy Tuberville, Southern Arkansas	44	24	20	0	.545	890	943
	<i>Tuberville (With Bowl Record, 1-0)</i>	45	25	20	0	.556	924	924
1994	Joe Lee Dunn, Chattanooga	11	4	7	0	.364	246	205
1983-93	Billy Brewer, Ole Miss	121	64	54	3	.541	2,482	2,431
	<i>Brewer (With Bowl Record, 3-2)</i>	126	67	56	3	.544	2,563	2,379
1978-82	Steve Sloan, Alabama	55	20	34	1	.372	1,080	1,350
1974-77	Ken Cooper, Georgia	44	21	23	0	.477	666	779
1947-70; 1973	John H. Vaught, TCU	245	180	53	12	.759	5,856	2,622
	<i>Vaught (With Bowl Record, 10-8)</i>	263	190	61	12	.745	6,118	2,759
1971-73	Billy R. Kinard, Ole Miss	24	15	9	0	.625	551	386
	<i>Kinard (with Bowl Record, 1-0)</i>	25	16	9	0	.640	592	404
1946	Harold (Red) Drew, Bates	9	2	7	0	.222	76	144
1938-45	Harry J. Mehre, Notre Dame	66	39	26	1	.598	1,153	875
1930-37	Ed. L. Walker, Stanford	83	38	37	8	.506	1,199	945
	<i>Walker (With Bowl Record, 0-1)</i>	84	38	38	8	.500	1,218	965
1925-29	Homer Hazel, Rutgers	46	21	22	3	.489	666	620

Year(s)	Head Coach(es), Alma Mater	G	W	L	T	Pct	PF	PA
1924	Chester Barnard, Missouri Teachers	9	4	5	0	.444	36	142
1922-23	R. A. Cowell, Illinois	20	8	11	1	.425	168	328
1919-21	R. L. Sullivan, Missouri Normal	24	11	13	0	.458	501	346
1917-18	C. R. (Dudy) Noble, Mississippi A&M	10	2	7	1	.250	88	269
1915-16	Fred Robbins, Vanderbilt	17	5	12	0	.294	179	522
1913-14	William Driver, Missouri	20	11	7	2	.600	250	205
1912	Leo De Tray, Chicago University	8	5	3	0	.625	127	100
1909-11	Dr. N. P. Stauffer, Penn. University	27	18	7	2	.704	427	113
1908	Frank Kyle, Vanderbilt	8	3	5	0	.375	99	125
1907	Frank Mason, Harvard	6	0	6	0	.000	6	195
1906	T. S. Hammond, Michigan	6	4	2	0	.667	71	64
1903-04	Mike Harvey, Auburn	11	6	4	1	.590	219	145
1902	Daniel S. Martin, Auburn	7	4	3	0	.571	121	46
1901	William Shibley, Virginia							
	Daniel S. Martin, Auburn	6	2	4	0	.333	34	129
1900	Z. N. Estes, Jr., Virginia	3	0	3	0	.000	5	30
1899	W. H. Lyon, Yale	7	3	4	0	.429	44	47
1898	T. G. Scarborough	2	1	1	0	.500	18	16
1896	J. W. Hollister, Michigan	3	1	2	0	.333	24	28
1895	H. L. Fairbanks, Bowdoin	3	2	1	0	.667	24	28
1894	C. D. Clark, Tufts	7	6	1	0	.857	120	48
1893	Dr. A. L. Bondurant, Hampden-Sydney	5	4	1	0	.800	120	28

ALL-TIME LETTERMEN

A

Abdo, Nicholas, QB, 1927
 Abide, Gary, LB, 1989-90-91-92-93 (co-c)
 Ables, Christopher R. (Chris), Mgr., 2013
 Ables, W. Wayne, mgr., 1980
 Abrams, Alan J., RB, 2004
 Aby, Hulette F., 1896
 Actis, Corey J., C, 2006-07
 Adamcik, Rich, OT, 1986; OG, 1987
 Adams, Billy Ray, FB, 1959-60-61
 Adams, John C., C, 1909-10-11-12 (c)
 Adams, Kelly Christopher (Chris), WR, 2008
 Adams, Lawrence A., Jr, QB, 1992-93; SS, 1995; HB, 1996 (co-c)
 Adams, Robert O. (Tiger), E, 1952-53-54
 Adams, Seth H., QB, 2006-07
 Adams, Winfred C., sub-RG, 1908-09
 Adebeyejo, Quincy O., WR, 2013-14-15-16
 Ainsworth, Stephen Gregory, TB, 1970-71-72
 Akin, Wm. E. (Dooley), FB, 1921-22-23-24
 Albarracin, Matthew Christian, DB-K, 2007
 Albritton, Sam, DT, 1984
 Aldridge, John B., DT, 1968-69-70
 Aldridge, Walter P. (Bo), T, 1962-63-64
 Alexander, Alishma R., TB, 1997
 Alexander, Charles H., Jr, mgr., 1972
 Alexander, George E., E, 1920-21
 Alexander, Jud, OG, 1983-84; OG-C, 1985
 Alexander, Raymond M., DE, 1974
 Alford, Anthony, DB, 2014
 Alford, John Warner, LG, 1958-59-60 (co-c)
 Alford, Josh, video, 2003-04
 Alford, Neil H., TE-OG, 1995
 Allen, Charles B., FB-QB, 1923-24-25
 Allen, Elmer Dale, ST, 1969; DT, 1970-71
 Allen, Herman Eugene, FB, 1971-72-73
 Allen, Ferbia L., Jr, TE, 2009-10-11-12
 Allen, John Franklin, G, 1981-82-83
 Aliston, George B., G, 1966
 Aliston, Vaughn S., Jr. (Buddy), LG, 1953-54-55 (c)
 Ambrose, J.R., SE, 1984-85; FL, 1986-87
 Ames, Charles F., C-T, 1901-02
 Amos, Dwayne, WR-DB, 1988; RB, 1989; CB, 1990-91-92
 Amsler, Guy, G, 1920
 Anderson, Cephus, C, 1913-14; 1916 (c)
 Anderson, Charlie A., DE, 2000-01-02-03 (co-c)
 Anderson, Deontay, DB, 2016
 Anderson, James N. (Hoss), FB, 1958-59-60
 Anderson, Justin A., DB, 2015
 Anderson, Vernon, mgr., 1941
 Anding, Eli K., WB, 1994; UB, 1995; LB-UB, 1996; FB, 1997
 Andrews, Stacy D., OL, 2003
 Applewhite, Austin H., E, 1925-26-27 (c)
 Arceneaux, Colby D., DB, 2007
 Armour, LaMark B., DE, 2005; 2007; DT, 2009-10
 Armstead, Jason E., WR, 2001-02
 Armstrong, Crowell H., LB, 1969-70-71
 Armstrong, George W., T, 1923-24
 Armstrong, James H. (Jamie), WR, 1998-99-2000-01
 Armstrong, Johnny, DB, 1981-82-83-84
 Armstrong, Tyji, TE, 1990-91
 Armstrong, William D., Jr. (Billy), DE, 2003
 Arnette, J.W., T, 1944
 Arnold, John Wes, Jr., mgr., 1966
 Arnold, Robert P., LB, 1972; DE, 1973-74
 Arrington, Perry, C, 1988-89
 Ashford, Andre L. (Andy), trainer, 1972
 Ashley, Tyrone, SE, 1989; FL-DB, 1990; RB-DB, 1991
 Aston, Vernon (Monk), C, 1935-36-37

Aultman, Todd, mgr., 2008
 Austin, Kent, QB, 1981-82-83-84-85
 Austin, Oliver A., mgr., 1910
 Autrey, Winkey, C, 1937-38-39
 Avery, John E., RB, 1996-97 (co-c)
 Ayers, Chris, mgr., 1989
 Ayers, Richardson, C, 1908
 Ayodele, Iroko T., DB, 2003-04

B

Bacon, Jeff, LB, 1984-85-86
 Bagwell, C.I., T, 1917-18
 Bagwell, Michael W. (Mike), WB, 1970
 Bailess, Robert R. (Bob), LB, 1971-72-73
 Bailey, Darone, OL, 2013
 Bailey, James, TE 1993
 Bailey, Jay Alan, LB, 1978
 Bailey, Robert A. (Bob), 1963
 Bailey, Robert W., M, 1966-67-68 (co-c)
 Bailey, William Jason, trainer, 1997-98; video, 1999-2000-01
 Baker, Jerry E., FB-RHB, 1954-55-56
 Baker, Mark M. (Mitch), DT, 1997; OG, 1998
 Baldwin, Randy, RB, 1989-90
 Ball, John H., HB, 1914; 1916
 Ball, Warren N. (Bo), E, 1958-59-60
 Ball, Shane M., mgr., 2010-11
 Bane, Bob, mgr., 1977
 Bangura, Abdulai T. (Abdul), DB, 2012
 Banks, Nathaniel S. (Nate), DE, 2004-05-06-07
 Barber, John T., RH, 1954
 Barbour, Calvin C., Jr, HB-QB 1919-20-21-22 (c)
 Barfield, Kenneth A., T, 1950-51
 Barker, Reuben A. (Rube), T, 1911-12
 Barkley, Samuel Ross, WR, 2000-01-02
 Barkley, William Donald, LE, 1955; 1957
 Barlow, Bobby, trainer, 1985-86
 Barlow, T. Michael, TB, 1974
 Barnes, Blake, mgr., 1977
 Barnes, Phillip E. (Gene), DT, 1996-97
 Barnett, Eddie Lee, G, 1967
 Barrett, Dillon J., TE, 2015
 Barry, Wm. T. (Bill), FLK, 1971-72
 Barron, William P. (Will), mgr., 2001
 Bartling, McNeil (Doby), QB, 1934-35
 Basham, Wm. Earl, T-G, 1959-60-61
 Baskin, John Frank, DT, 1969
 Bass, Ian Y., RB, 1999; RB-LB, 2000
 Bass, Robert C., K, 2005
 Bates, G.C., RT-LG, 1905-06
 Batten, H.C., FB, 1926
 Battiste, Chris, OG, 1992
 Baumsten, Herb, QB-FB, 1935-36-37
 Beanland, Gayle C., QB, 1898-99; 1902
 Beasley, Alyssa, trainer, 2008
 Beatty, Edwin M., C, 1951-52-53 (c)
 Beck, John Robert, LB, 1976-77
 Beck, John W., III (Johnny), video, 2001-02
 Beckett, B.B., LE, 1901-02
 Beckett, George B., LE, 1900
 Beckett, Richard C., Jr., RE, 1905
 Beddenfield, Marcus, E, 1934
 Bedingfield, Wm. Ray, C, 1963-64-65
 Bell, Daniel II (Danny), DB, 2003
 Bell, James Brandon, WR, 2015
 Bell, Jeffrey D., trainer, 1980
 Bell, Jonathan (Jon), FB, 1992; DE, 1993
 Bell, Justin L., OL, 2012-13-14-15 (co-c)
 Bell, Tim, trainer, 1980-81-82
 Bello, German M., OL, 1999-2000-01
 Bender, Charles A., FB, 1913-14
 Benedetto, Benjamin M. (Ben), FB, 2008

Bennett, Bryon L., DL, 2011-12-13-14
 Bennett, Gardner, G, 1937
 Bennett, James K. (Bo), DE, 1996; FB, 1997
 Bennett, Preston (Pep), QB, 1940-41; 1946
 Bennett, Tony (Gator), DE, 1986; NG, 1987; OLB, 1988-89 (co-c)
 Bentley, Marshall C., G, 1929
 Benton, Robert Hollis, RT, 1958-59-60
 Benvenuti, Joseph D., DT, 1974
 Berger, Andrew J. (Andy), WR, 1994
 Bernacchi, Robert, T, 1940-41-42
 Bernard, Dave, FB-HB, 1934-35-36
 Berry, Lance, K, 1992
 Berry, O.L., mgr., 1925
 Berry, Ontario, DB, 2012-13
 Berry, Ryan, mgr., 2003
 Berryhill, Herman, E, 1934
 Besselman, Jim, OG, 1986; OT, 1987
 Bethay, Kenneth Lee, trainer, 1980; 1982
 Bettis, Jeffery A. (Adam), TE, 1996-97-98-99
 Bevell, Scott, mgr., 1988
 Biddle, RaTavious A. (Taye), WR, 2002-03-04-05
 Bidgood, Charles S., C, 1947-48
 Biggers, Neal B., HB, 1929-30-31 (c)
 Bigham, C.S., sub., 1908
 Bigham, Justin G., FB, 2011-12; TE, 2013
 Bilbo, G.W., E-G, 1931-32-33
 Bilbo, J.P., G, 1935-36-37
 Bilbro, Damon A., WR, 1995-96
 Bilbro, John Wilson, mgr., 2014
 Biles, George Lacey, HB, 1924-25-26
 Billings, Darron, FB, 1988; RB, 1990-91 (co-c)
 Bing-Dukes, Detric, LB, 2016
 Bingham, Dwight, DE, 1982-83-84
 Binkley, Lesley H. III (Les), K, 1999-2000
 Bisbing, Willard, LH, 1938
 Bishop, Clarke D., E, 1949
 Bishop, Smith, T, 1913-14
 Black, Willis W., HB, 1954
 Blackwell, Anse, E, 1938
 Blackwell, Bernard, LG, 1944-45-46-47
 Blair, Earl E., LHB, 1952-53-54-55
 Blair, George L., LHB, 1958-59-60
 Blair, Wiley S., sub., 1905
 Blake, Justin C., DE, 1999-2000
 Blake, Kent A., trainer, 1978
 Blake, Walter G., RG, 1893-94
 Blakemore, Robert E. (Bob), DE, 1980-81; DT, 1983-84 (co-c)
 Blalack, Charley, mgr., 1956
 Blalack, John W., QB, 1954-55-56
 Blanchard, Reginald, mgr. (video), 1997
 Blanchard, Travis K., DB, 2000-01-02-03
 Blankenbaker, R.H., HB-G, 1926-27-28
 Bledsoe, Trey, WR, 2014-15-16
 Blount, Clayton, HB, 1946
 Blount, Joseph L., LB, 1967-68-69
 Blount, Kenneth Lloyd, S, 1970
 Boatman, Johnny, FB, 1985-86
 Boatright, Benjamin T. (Ben), K, 2003
 Bogard, Harold, E, 1935
 Boggan, Rex Reed, RT, 1949-50; 1954
 Bolden, Brandon M., RB, 2008-09-10-11 (co-c)
 Bolden, Saud Paul, DT, 1997
 Bolin, Treva (Bookie), RG, 1960-61
 Bonds, Eldridge D. (Dubba), WR-Holder, 1993-94-95
 Bonds, William A. (Tony), G-C, 2002-03-04-05
 Bonham, Vince, C, 1988-89
 Bonner, Antonious D., FS, 1993-94
 Bontrager, Thomas, trainer, 1984-85
 Bookout, B.E., HB, 1917
 Boone, James T. (Pete), C, 1970-71-72
 Boone, Michael L., DT, 1996-97-98-99

Booth, Carl C., III (Cliff), MG, 1968
 Booth, Thomas Daniel, DL, 2001-02-03-04
 Boothe, R.V., sub., 1893
 Bouldin, Daronte L., OL, 2014-15-16
 Bounds, Wayne Stanley (Stan), QB, 1973; 1975
 Bourdeaux, R.H., sub., 1893
 Bourne, Robert, G, 1961
 Bournes, Kendrick M. (Ken), LB, 2003
 Boutwell, George, C, 1928-29-30
 Boutwell, Jeffrey C. (Jeff), WR, 1995-96-97
 Bowen, B.C., RT, 1898
 Bowen, John H., Jr. (Buddy), QB, 1946-47-48
 Bowen, John H., III (Bo), TB, 1967; FB, 1968-69 (co-c)
 Bowen, Mark Sutton, SE, 1976
 Bowens, Tim, DT, 1993
 Bowers, Christopher (Chris) L., DE, 2005-06-07-08
 Bowers, Samuel H., QB, 1919
 Bowles, Wallace C., T-G, 1929-30-31
 Bowman, Gayle, HB, 1955
 Boyce, Benjamin (Ben) J., C, 2005
 Boyce, Boykin, G, 1944-45
 Boyce, Dan R., Jr., OG, 1983; LB, 1984-85
 Boyd, Danny, CB, 1989-90-91-92
 Boyd, Lucas, mgr., 1953
 Boyd, Robert C. (Bobby), QB, 1962
 Boykin, A.L. (Showboat), HB-FB, 1949-50-51
 Boykin, McKinley, DL, 2002-03-04-05
 Boyles, Jonas E., Mgr., 2013
 Bozeman, James Michael, DL, 2002-03-04-05 (co-c)
 Braddock, William D. (Dusty), DT, 1999-2000-01
 Bradley, Bruce B., LH, 1949-50
 Bradley, Kimble, QB, 1936-37-38 (c)
 Brady, T.P., LT, 1893
 Braithwaite, Joshua D., DB, 2005
 Brandon, Gary, mgr., 1978
 Brandon, Ronnie, mgr., 1980
 Brasher, Kristopher L. (Kris), trainer, 1995
 Brashier, Rodgers, G, 1952-53-54
 Brassell, Nickolas (Nick) J., WR-DB, 2011
 Brazley, Eugene W., RB, 2014-15-16
 Breaux, Lionel D. Jr., WR, 2007-08-09-10 (co-c)
 Breland, Hugh Gregory, P, 1973-74
 Breland, Jesse J., FB-HB, 1912-13
 Breland, R.Q., mgr., 1923
 Brenner, George, FB, 1950-51-52
 Brent, Zachary (Zack) E., OL, 2009-10
 Brents, Darrel, C, 1944
 Bressler, Arthur (Art), Jr., OG, 1971-72-73
 Brewer, Brett, P, 1984
 Brewer, Derek O., DB, 1980
 Brewer, Grady, FB, 1945
 Brewer, Jack, E, 1944
 Brewer, Joe, G, 1982-83; LB, 1984; NG, 1985
 Brewer, Johnny Lee, RE, 1957; 1959-60
 Brewer, Homer E. (Billy), DB-QB, 1957-58-59
 Breyer, Alex, G, 1934-35-36
 Brice, Alundis, FS, 1991-92; CB, 1993; CB, 1994 (co-c)
 Bridgers, David I., C, 1946-47
 Bridgers, David I., Jr, C, 1968; WG, 1969-70
 Bridgers, Lloyd M., mgr., 1975
 Bridges, James T., E, 1951-52
 Bridges, Roy, QB, 1917 (c)
 Bridges, Tony, CB, 2015-16
 Briggs, Charles E., mgr., 1924
 Brinkley, Lester, DT, 1985-86-87-88
 Brister, Fred E., III, LB, 1968-69-70
 Brister, Herndon, FB, 1930
 Brister, Thomas S., RE, 1961
 Britt, Alvin, C-G, 1931-32-33
 Britt, Oscar, G, 1940-41-42
 Broadway, James M. (Jim), P, 2012
 Brooks, Jimmy R., TE-DL, 2002; TE 2003-04-05
 Broussard, Joe, T, 1965

ALL-TIME LETTERMEN

C

Brown, Allen, E, 1962-63-64 (co-c)
 Brown, Alton L., DT, 1971-72
 Brown, Arthur (A.J.), WR, 2016
 Brown, Bryan T., DB, 2003-04-05-06
 Brown, Burkes, OT, 1991-92
 Brown, Carter, HB, 1952
 Brown, Chad, DL, 1991-92 (co-c)
 Brown, Chelarvez, C. (Chief), DB, 2012-13-14-15
 Brown, Colon, HB, 1929-30
 Brown, Dean, SE, 1983; 1985
 Brown, Ernest Herman, S, 1970; SLB, 1971
 Brown, Fadol C., DE, 2014-15-16
 Brown, Fred, G, 1946
 Brown, Jerry G., T, 1959-60-61
 Brown, Johnny L., DB, 2007-08-09-10 (co-c)
 Brown, Josh, mgr., 2006-07
 Brown, Matthew D. (Matt), TE, 2013-14-15
 Brown, Melvin A., RB, 1979; CB, 1980-81-82
 Brown, Michael D., OL, 2010
 Brown, Patrick, LB, 1982-83-84-85
 Brown, Raymond L., QB, 1955-56-57
 Brown, Renard T., FB, 1992-93; DE, 1995 (co-c)
 Brown, Stuart T., WR, 1995-96-97
 Brown, Terrell T., DT, 2011; OL, 2012
 Brown, Tim, OG, 1988-89 (co-c)
 Brown, Titus, FL, 1986
 Brown, Tony, OLB, 1990-91
 Brown, Whitney, trainer, 2004-05-06
 Brown, Wm. Van, WB, 1967; KS, 1968
 Brownlee, Vincent, WR, 1990-91
 Brownlee, Whitney, trainer, 2003
 Bruce, John, QB, 1944-45
 Brumfield, Lamar T., LB, 2007-08-09
 Brunetti, Barry B., QB, 2011-12-13
 Bryan, Wesley K., P-K, 2004
 Bryant, Darrell H., mgr., 1999-2000
 Bryant, Serderius, LB, 2011-12-13-14
 Bubrig, Eric S., C-OT, 1995-96
 Buchanan, John P., DE, 1974
 Buchanan, Oscar E., T, 1944
 Buchanan, Oscar W. (Red), QB-LB, 1946-47-48
 Buchanan, Brooks Ryan, QB, 2014-15
 Buckles, Douglas M. (Doug), OG, 2001-02-03-04 (co-c)
 Buford, Detarius Keonte (D.K.), RB, 2015-16
 Buntin, R.R., G, 1915-16
 Burdette, Quintavius M., DB, 2012-13-14-15
 Burford, Cecil, trainer, 1983-84
 Burgess, Derrick L., DT, 1997; DE, 1998-99-2000 (c)
 Burgess, G. Bentley, DE, 1980
 Burke, Charles G., Jr., LE, 1955; 1957
 Burke, Jack, HB, 1931-32
 Burke, Webster W., C, 1924-25-26 (c)
 Burke, Robert O., Jr., WT, 1969-70; QT, 1971
 Burkhalter, Charles Stephen (Steve), DT, 1971-72-73
 Burleson, Charles, T, 1952
 Burnett, Harvey, QB, 1930
 Burnett, W.D. (Dump), T-G-FB, 1927-28-29 (c)
 Burns, Carlos Brodie, mgr., 2001-02-03
 Burns, Tanner J., DB, 2012
 Burns, Willie, CB, 1977-78
 Burrow, Cory G., SP, 2001
 Burrow, John D., DB, 1979-80-81; FS, 1982
 Burton, Pierce W., OL, 2012-13
 Busch, William K. (Billy), LB, 2013-14
 Bush, Alan L., ST, 1965-66-67
 Bush, Bill, OG, 1989; DL, 1991
 Buster, Christopher C. (Chris), mgr., 2000-01-02
 Butler, George H., LG, 1900
 Butler, James N. (Jim), G, 1944
 Buys, Mark Talbot Jr., OL, 2014-15-16
 Byrd, Ronard K. (Rocky), QB, 1949-50-51

Caccamo, Dan, SS, 1977-78-79
 Cadden, Blake C., trainer, 2010-11
 Cadden, Kelsey, trainer, 2014
 Cage, Charlie, Jr., DT, 1976-77-78
 Cagle, Brian, DT, 1988; DE, 1989; DT, 1990
 Cagle, Robert, OG, 1987
 Cahall, William C., QB, 1911
 Cain, George, FS, 1977
 Cain, Thomas E. (Trace), trainer, 2011
 Cairnes, George H., sub., 1899-1900
 Caldwell, David, FS, 1985; SE, 1987
 Caldwell, James T., LG, 1950-51-52
 Caldwell, Lilton Terry, LB, 2015-16
 Caldwell, M.F., T, 1917
 Calhoun, Bill, trainer, 1984-85
 Calicchio, Lawrence R. (Lonny), P-K, 1994-95
 Callahan, Lindsey T., HB, 1949-50-51
 Callan, Erin G., trainer, 2011
 Calvert, Billy A., LB, 2001
 Campbell, David, DB, 1977
 Campbell, Eugene P., RG-mgr., 1898 (c), 1899
 Campbell, Henry A., G, 1948
 Campbell, James L., Jr., OL, 2003-04
 Campbell, Jeff, T, 1982-83
 Campbell, J.W., FB, 1916
 Campbell, Keith L., CB, 1992-93-95; SS, 1994
 Campbell, Todd C., WR, 1999
 Campbell, Tyler R., P, 2009-10-11; 2013
 Campbell, William Mike, E, 1945
 Camponova, Joseph F., KS, 1980
 Cannon, Anthony E. (Tony), RB, 1996-97-98
 Cannon, Glenn D., S, 1967-68-69 (co-c)
 Cannon, Zachary H. (Zac), mgr., 1998-99-2000
 Cantrell, James Larry, OT, 1975
 Cantu, Lorenzo (Herkey), OG, 1992
 Capello, Harry, C, 1940
 Carlisle, Wm. Todd, mgr., 1968
 Carlson, Cully, E, 1935
 Carlton, John, DT, 1985; 1987
 Carmichael, Sidney J., DE, 1993-94
 Carnes, Robert Lee, E, 1916
 Carney, A.B., QB, 1918-19
 Carpenter, Charles W. (Chuck), OG, 1971
 Carpenter, Preston Caswell, TE, 1969; DE, 1970-71
 Carpenter, Carol, WB, 1967
 Carr, Oscar E, 1914
 Carruth, Bert, FS, 1991-92
 Carruth, Lester, G, 1932-33-34
 Carter, Fred S., LG-T, 1909-10-11
 Carter, Jeff, DB, 1988; FS, 1989-90-91 (co-c)
 Carter, Mark, trainer, 2006-07
 Carter, Raymond, G, 1965
 Carter, Sam P., G-C, 1929-30
 Carter, W. Spinks, C, 1901
 Carwell, Augustus J., OL, 2000-01
 Case, Harry, E, 1956
 Casey, Johnathan C., OG, 1994-95-96
 Casper, Raymond, QB-HB, 1931-32-33
 Castle, C.E., HB, 1945
 Castle, Lee, FB, 1941
 Castle, Richard, HB, 1945
 Caston, Hunter B., SS, 1996
 Caston, Lester B. (Brent), TB, 1964; M, 1965-66
 Causey, J.B., LT-G, 1909-10-11
 Causey, Jimmy, S, 1971; QB, 1972
 Cavin, Jack Ottis, RE, 1958
 Chamberlain, D.H., LH, 1904
 Chambers, Justin (Chase), trainer, 2015
 Champion, James E., HB, 1957-58-59
 Champion, Wm. L. (Billy), LE, 1960; 1962
 Chandler, Johnny, LB, 1970-71-72

Chandler, Kyle, RH, 1899
 Cheatham, Jack, G, 1945
 Childers, Charles, P, 1987-88-89-90
 Childres, Robert D., HB, 1952-53
 Childs, Gregory L. (Greg), DT, 1994-95
 Chisholm, Charles P., TB, 1964
 Chisolm, Richard, P, 1991-92
 Christian, Charles D., Jr., RH, 1907
 Christian, Terrence W., OG, 1975; OT, 1976-77-79
 Chumbler, Brent S. (Shug), QB, 1969-70-71
 Chunn, Clifton B. (Cliff), Jr., DHB, 1968
 Churchwell, Hanson (Bull), RG-T, 1957-58
 Clair, Logan T., OL, 2010
 Clancy, Lakendrick T. (Kendrick), DT, 1998-99 (tri-c)
 Clapp, Robert P., QB, 1899
 Clark, Bobby L., OG, 1982-83-84-85
 Clark, Charles III, DB, 2003-04-05-06
 Clark, James H., T, 1944; 1947-48-49
 Clark, Marcus R. (Mark), FLK, 1976
 Clark, Roger Lamar, DB, 1981-82-83
 Clark, Shawn C., WR, 2001
 Clark, Wesley F. (Wes), mgr. (video), 1997
 Claxton, Benjamin Z. (Ben), C, 1999-2000-01-02 (co-c)
 Claxton, Jonathan M. (Jon), RB, 2002
 Clay, Wm. F. (Bill), WB-DHB, 1963-64-65
 Cleveland, Chuck, TB, 1985; FB, 1986-87
 Clingan, Jason L., FS, 1996-97
 Clippard, Richard F., OG, 1973-74; MG, 1975
 Coates, David Patrick, QB, 1976-77
 Cobb, Seth A., video, 2009
 Cobb, Shawn, LB, 1987-88-89-90 (co-c)
 Coburn, Devon K., DT, 1995; OT, 1996-97
 Cohen, Marcus E., OL, 2005-06-07
 Cohen, Sollie, FB, 1925-26-27
 Cohn, Abye A., HB, 1901; 1903-04
 Cohn, Henry L., RG-Mgr., 1909-10-11-12
 Coker, Wm. H. (Billy), WG, 1968-69-70
 Cola, Christopher W., OG, 1995; DT, 1996
 Cole, Alfred Lee, LB, 1980-81-82-83
 Cole, Eddie Lee, LB, 1975-76-77-78
 Cole, Milton R. (Hoppy), NG, 1980; G, 1981-82
 Cole, Ryan, trainer, 1997
 Cole, William A., WR, 2009
 Coleman, Clifton (Cliff), DB, 2011-12-13-14
 Coleman, Dennis F., DE, 1968-69-70 (co-c)
 Coleman, Kem T., LB, 1974-75-76-77
 Coleman, Pat, FL, 1988-89 (co-c)
 Coleman, Patrick A., mgr., 2008-09
 Coleman, Ronald Justin, DB, 1998-99-2000-01
 Coleman, Roy, FLK, 1977; QB, 78-79
 Collette, Allen, G, 1914-15
 Collier, Antonio (Tony), FS, 1992; CB, 1993
 Collier, James W., 1895
 Collier, John Brooks, DT, 1969
 Collier, O.E., HB 1926
 Collier, Terry Lee, QB, 1967
 Collier, William C., sub., 1893
 Collins, Dehdredet D., DB, 2012-13
 Collins, Dudley, mgr., 1931
 Collins, Leon C. (Chris), WR, 2000-01-02-03 (co-c)
 Commiskey, Charles E. (Chuck), C, 1977; 1979; OG, 1980
 Conerly, Cecil L. III (Tank), mgr., 1977
 Conerly, Charles A. (Charlie), LHB, 1942; 1946-47 (c)
 Conlee, Clint, OT, 1990-91-92-93 (co-c)
 Conley, Christopher B. (Chris), P, 2011-12-13
 Conn, Abe H., FB, 1898; 1901
 Conner, Antonio (Tony), DB, 2013-14-15-16
 Conner, Clyde R., T, 1902; 1906
 Conner, Edgar E., RT, 1901
 Conroy, James, HB, 1944
 Contartesi, Richard (Richie) A., WR, 2009-10
 Conyers, Robert M., OL, 2013-14-15-16

Cook, Casey, trainer, 1997-98
 Cook, Jason D., FB, 2005-06-07-08 (co-c)
 Cook, Richard, HB, 1925
 Cook, Steven Chad, LB, 1997-98-99-2000
 Cook, William Henry, FB, 1893-94 (c)
 Cooley, Octavious, TE, 2016
 Cooper, Allan, trainer, 1993
 Cooper, Charles, T, 1945
 Cooper, Fahn, OL, 2014-15
 Cooper, Harold, LG, 1956-57-58
 Cooper, Jason, trainer, 1999-2000
 Cooper, Joshua M. (Josh), DE, 2000-01-02-03
 Cooper, Kevin J., P, 1996-97
 Cooper, Kyle M., LE, 1907
 Coe, Cody D., WR, 2012-14-15; DB-WR, 2013
 Cornell, Jonathan X., LB, 2006; 2008-09-10 (co-c)
 Corroero, Van Sam, OG, 1973-74
 Cothren, Jennings Paige, FB, 1954-55-56
 Cottam, Chris C., OT, 1978-79-80 (co-c)
 Courtney, Marvin, RB, 1990-91-92-93
 Covington, Louis J., DB, 2012
 Cowan, John Kuhl, RT, 1893-94
 Cowan, R.C., RT, 1901
 Coward, Charles B., LB 1967
 Cowart, E.M., E, 1917-18-19 (c)
 Cox, Owen E., G, 1950
 Craddock, Benjamin A. (Ben), P-H, 1998-99-2000
 Craddock, Tyler J., LB, 1996
 Crain, Charles K. (Ken), mgr., 1994-95
 Crain, Milton, C, 1956-57-58 (co-c)
 Crain, Sollie M., T-G, 1921-22-23-24
 Crawford, Edward S. (Eddie), III, LHB, 1954-55-56
 Crawford, Frank N., DB, 2010-11-12
 Crawford, James A., RG, 1946-47-48-49
 Crawford, Othar A. Jr., LG, 1947; 1949-50-51 (c)
 Creekmore, Rufus H., T-C, 1918-19-20 (c)
 Creel, Jennifer, trainer, 1997
 Crespino, Robert (Bobby), RHB, 1958-59-60
 Crisman, William O., LH, 1900-01-02
 Critz, FA., Jr., RH-LH, 1900; 1902
 Crocker, W. David, TE, 1974
 Crook, G.W., FB, 1920
 Crook, Jerry, HB, 1945
 Crosby, William F. (Buddy), HB, 1961-62
 Crowder, Talbert, T, 1937
 Crowe, Dorman, C, 1938
 Crull, Luther P. Jr. (Putt), MG, 1968
 Cummins, Anthony, trainer, 1997
 Cunningham, Julian D. (Doug), TB, 1964; WB, 1965; TB, 1966 (co-c)
 Cunningham, James W., LH-sub., 1905-06
 Cunningham, Stephen Vincent (Steve), RB, 1981; CB, 1982; FL, 1983; CB, 1984
 Curd, H.P., mgr., 1919
 Curland, Marvin, FB, 1946
 Curlee, F.M., RG, 1900
 Curtis, Chester, HB, 1932-33-34
 Curtis, E. Maxwell (Max), Mgr., 2013
 Curtis, J.E., HB, 1915
 Curtis, Shawn L., DE, 2016
 Custis, Montrell, DB, 2016

D

Dabbs, Willis N. (Woody), RE, 1960-61-62
 Dale, Roland H., C, 1945; T, 1947-48-49 (c)
 Dalton, Andy, trainer, 1988-89-90
 Dalton, Anthony D. (Tony), DT, 1979-80; G, 1981-82
 Daly, Jerome, HB, 1942
 Daniel, Joshua J. (Josh), trainer, 1997-98-99-2000-01
 Daniels, Jerry S., E, 1958-59-60
 Dantzier, Larry D., LB 1974-75; DE, 1976; LB, 1977
 Darby, Al, trainer, 1982

ALL-TIME LETTERMEN

Darnell, John, QB, 1987-88-89 (co-c)
 Davenport, Butch, DB, 1985; CB, 1986-87; FS, 1988
 Davidson, J.W. (Wobble), E, 1939-40-41 (co-c)
 Davidson, P.G., E, 1919-20
 Davis, Andrew (Drew) H., QB, 2015-16
 Davis, Cary Joe, mgr., 2011-12
 Davis, Carlos M., RB, 2012; CB, 2013, 2015-16
 Davis, Curtis Reed, LE, 1961-62-63
 Davis, Derrick L., RB, 2007-08-09
 Davis, Edwin D., T, 1929-30
 Davis, Enrique A., RB, 2008-09-10-11
 Davis, Frank, HB, 1945
 Davis, Frank Oliver, RHB, 1900
 Davis, Harry, HB, 1949-50
 Davis, J.E., E, 1923-24
 Davis, John Kyle, mgr., 2011-12
 Davis, Kendall H., mgr., 2014
 Davis, Lee Andrew, CB, 1981; 1983-84
 Davis, Luke A., LB, 2015-16
 Davis, M. Lake, mgr., 2014
 Davis, Mark, mgr., 1983
 Davis, Paul, C, 1942; 1946
 Davis, Richie, NG, 1986-87
 Davis, Robert, T, 1924-25-26
 Davis, Shed H., T, 1921-22-23-24
 Davis, Steve, QB, 1990-91
 Davis, Thomas D., RH-sub., 1899, 1900
 Davis, Thomas L. (Tom), WR, 2000
 Dawson, D.A., HB, 1915
 Day, Charles E., T, 1940
 Day, Herman (Eagle), QB, 1953-54-55
 Day, William Glynn, LCB, 1976-77-78
 Dean, Charles W., 1945
 Dean, Guy D., FB, 1901-02
 Dean, William J. (Joe), LT, 1962-63-64
 Dear, W.C., HB, 1913; 1915
 Dearie, Steven Patrick, TE, 1981
 Deaton, Daniel B. (Penny), SE, 1969
 DeLoach, Vicente E., DE, 2005-06-07
 Denmark, Eric, T, 1983-84
 Dennis, Chris, mgr., 2003-04-05
 Dennis, Walter M. (Mike), TB, 1963-64-65 (co-c)
 Denny, Billy, TE, 1977-78-79
 Denny, Will C., LS, 2011-12-13-14
 Dent, Edward L., RG, 1903
 Dentley, Tony, FB, 1986
 Desler, Jonathan L. (Johnny), CB, 1993; 1995; FS, 1996
 Dew, Cliff, C, 1990-91 (co-c)
 DeWeese, Pete, mgr., 2001; 2003-04
 Dickens, Luther (Curley), T, 1934-35-36
 Dickerson, Cecil R., HB, 1946
 Dickerson, David L., E, 1952-53-54
 Dickey, Bubba, LB, 1985-86-87; OG, 1988
 Dickson, Donald, RG, 1960-61-62
 Diley, Brian V., mgr., 1998-99
 Dill, John Reginald (Reggie), LB, 1970; DE, 1971-72 (co-c)
 Dill, Kenneth D. (Kenny), C, 1961-62-63 (co-c)
 Dillard, Wilson Jr., HB, 1950-51-52
 Dillingham, Bruce, Jr., DHB, 1965-66-67
 Dixon, Johnny, CB, 1990; SS, 1991-92-93 (co-c)
 Dodd, Allen P., LG-LT, 1902-03-04-05 (c)
 Dodson, Leslie, HB-FB, 1938-39-40
 Dodson, Mark A., RB, 2013-14
 Donahue, Tyler, trainer, 2007-08
 Donnelly, Ross P., DT, 2015-16
 Dongieux, Paul A., LB, 1969-70-71 (co-c)
 Dorrah, Clinton E., G, 1913
 Dorrrough, Will, mgr., 2007-08
 Dorsey, Wayne D. II, DE, 2010-11 (co-c)
 Dossett, Horace, T, 1938-39-40
 Dotson, Albert C., CB, 1976-77

Dotson, Dewayne, LB, 1992-93 (co-c)
 Dotson, G. Kenneth, DT, 1980-81-82
 Dottley, John (Kayo), FB, 1947-48-49-50
 Doty, Arthur W., LH, 1960-61
 Dowell, Wade, C, 1977
 Downing, Henry M., sub., 1903
 Doyle, L.A., 1918
 Drewry, Robert G., 1953-54-55
 Dubuisson, Gene H., C, 1953-54-55
 Duck, Charles E., G, 1955-56
 Duke, Jared N., OL, 2010-11-12-13
 Duke, John Gayle, QB, 1894
 Dunagin, Charles Ado, T, 1937-38-39
 Dunaway, James K. (Jim), RT, 1960-61-62
 Duncan, Derek, mgr., 1983-84
 Duncan, Sam, trainer, 1978
 Dunlap, William E. (Ted), trainer, 1998; 2000-01
 Dunn, Drew, Mgr., 2013
 Dunn, Perry Lee, QB, 1961; FB, 1962; QB, 1963
 Dunn, Ryan J., Mgr., 2013
 Dunn, Thomas, HB, 1931
 Durfey, Allan P., HB, 1918
 Dyer, Dylan A., TE, 2013; 2015
 Dykes, Jewell Kenneth, Jr., mgr., 1968

E

Earnest, Josh E., video, 2004; 2006
 Eason, Cordera J., RB, 2006-07-08-09
 East, F.J., G, 1915
 Easterling, Harvey Jay, KS, 1979
 Eastland, Antonio Martez, RB, 2010
 Easton, Mike, OT, 1989
 Eckers, Thomas, III, OL, 2005-06-07
 Edwards, Eddy, trainer, 1975
 Edwards, Trey, mgr., 2006-07
 Edwards, Xavier Omar, OT, 1995; OG-OT, 1996-97
 Elam, Shane F., DE, 1998-99-2000 (c)
 Ellis, Timothy L. (Tim), QB, 1974-75-76-77
 Elmer, Frederick W., RE-RH-mgr., 1900, 1901 (c), 1902, 1903 (c), 1904
 Elmer, James C., RT, 1906
 Elmore, James Douglas (Doug), QB, 1959-60-61 (co-c)
 Elmore, J.W., 1924
 Elston, Demontrae D. (Trae), DB, 2012-13-14-15
 Ely, James Michael (Mike), mgr., 1974-75-76
 Embry, Joseph S. (Joey), OT, 1996
 English, Gino D., FLK, 1980-81-82
 Engram, Evan, TE, 2013-14-15 (co-c), 2016 (co-c)
 Enoch, Eugene S., QB-sub., 1900-01-02
 Enochs, W.B., C, 1926-27
 Epperson, Elijah (E.J.), J., TE-FB, 2009; FB, 2010-11; DE, 2012
 Epting, John Booth, HB, 1922
 Erickson, W.C. (Bill), T, 1946-47 (alt-c)
 Erves, Dale V., LB, 1979-80; FB, 1981
 Erves, James C., DT 1979-80
 Erwin, Clay, DE, 1977; 1980-81
 Espy, Michael William A. (Mike), WR, 2002-03-04-05
 Estes, Herman Donald, mgr., 1964
 Estes, Terry, mgr., 1970
 Etua, Daniel, trainer, 1997-99-2000
 Eubanks, Bill, LE, 1940-41
 Eubanks, Oscar G., 1921
 Evans, David L., NG, 1993; OG, 1994; DT, 1995-96
 Evans, Guy E. (Butch), QB, 1974; DE, 1975
 Evans, Harrison, G, 1916
 Evans, J.P. (Joe), E-QB, 1912-13-14
 Evans, Victor L., DE, 2015-16
 Ewell, Todd, mgr., 1997-98

F

Fabris, Jon Michael, FS, 1976-77; CB, 1978-79
 Fabris, Robert Stratton, TE, 1975; SE, 1976-77
 Fagan, Julian W., III, P, 1967-68-69
 Fair, Davis L. (Deck), LG, 1901
 Fair, Davis L., Jr., 1936
 Fair, Frank L., LE, 1903
 Fair, Eugene L. (Gene), mgr., 1937
 Fant, Frank C., G, 1947-48-49
 Farber, Hap, SE, 1967; DE, 1968-69
 Farish, William S., RT-FB, 1899
 Farmer, C.E., G, 1918-19
 Farmer, Fred A., DHB, 1968-69-70
 Farmer, James J., T, 1966-67
 Farragut, Kenneth D., C, 1947-48-49-50 (c)
 Farris, Wm. J. (Bill), DE, 1973-74-75
 Fedric, Jones, mgr., 1932
 Feeley, Jacob F., C, 2015-16
 Feemster, J.H., T, 1919-20; 1922
 Fein, Antonio D. (Tony), LB, 2007-08
 Felts, Morris Leon, TB, 1968-69; SE, 1971
 Ferguson, David, trainer, 1988-89
 Ferguson, Troy M. (Huck), NG, 1993-94
 Ferrill, Charles, C, 1931
 Ferrill, Charles B., RT, 1960
 Few, William R. (Will), LS, 2015-16
 Field, Richard J., HB, 1917
 Fields, Jimmy, NG, 1985
 Finger, William, G, 1915
 Finley, James A., FB-QB, 1904-05
 Fischer, David M. (Danny), FLK, 1976
 Fisher, Bobby F., LE, 1954-55
 Fisher, Lasilas Comone, DL, 1996-97-98-99
 Fisher, Ta'Boris L., WR, 1993; WB, 1994; HB, 1995-96
 Fitzgerald, Kyle G., video, 2009
 Fitzsimmons, Mike, NG, 1983; DT, 1984-85-86
 Flack, Jackie, LH, 1940-41
 Flakes, Everett, DB, 1984; SS, 1985-86
 Flatt, Ethan G., QB, 2004-05
 Fleming, Gordon W., Jr. (Rocky), RE, 1964; MM, 1965; WB, 1966
 Fletcher, Andrew D., K, 2013-14
 Fletcher, Ralph E., QB, 1912
 Fletcher, Robert J., E, 1947-48-49-50
 Fletcher, Spence, trainer, 1988-89
 Flournoy, Maurice L., HB, 1998; WR, 1999
 Flowers, Charles (Charlie), FB, 1957-58-59 (co-c)
 Flowers, Jesse, T, 1931-32-33
 Flowers, William R. (Bill), WR, 2001-02-03-04
 Follett, Michael J. (Mike), mgr., 1993-94-95
 Foose, Sam, E, 1935
 Forbes, George, trainer, 1988
 Ford, Artis, DL, 1990-91-92
 Ford, Cecil A., RT, 1961-62-63
 Ford, Jarvis K., Mgr., 2013
 Forester, Michael W., C, 1974; DT, 1975-76
 Fortson, Edward D. (Ed), DT, 1994-95
 Foster, John M., LE-RH, 1898-99-1900-01-02 (c)
 Foster, Willie, FLK, 1978
 Fountain, Michael A., CB, 1978-79-80
 Fourcade, John, Jr., QB, 1978-79-80-81
 Fourcade, Keith J., LB, 1979-80-81-82
 Fowler, Ronald M. (Ronnie), C-G, 1964-65-66
 Fox, Otis T., DE, 1995
 Foxworth, W.L., QB, 1893
 Frame, J.S. (Buntin), DHB, 1965
 Franklin, Bobby Ray, QB, 1957-58-59
 Franks, Floyd W., SE, 1968-69-70
 Franks, Michael Dwayne, TB-SE, 1970; DHB, 1971
 Fraser, D.R., mgr., 1928
 Fratesi, Michael L. (Mickey), S, 1971; M, 1972; SS, 1973
 Freeman, W. Dalton, mgr., 2011

G

Freightman, Phil, S, 1978-79
 French, Rufus J., TE, 1996-97-98
 Friedrichsen, Mark, T, 1982-83
 Frigo, Craig, OL, 2014
 Frishman, Leon B., mgr., 1967
 Frye, J.P., G, 1940-41
 Frye, William, FB, 1937
 Fryfogle, Bruce G. (Trey), WR, 2001
 Fuerst, Robert J., G, 1946; 1948-49
 Fulton, Lyman A., mgr., 1981
 Funderburk, Joe, T, 1915
 Furlow, Frank, QB, 1940
 Gaddis, Jack T., HB, 1913
 Gaines, Corey J., DT, 2010; C-FB-DT, 2011; OL, 2012
 Gaither, Christy A., trainer, 2002
 Galey, Charles D., (Red) E, 1945-46-47
 Gallegos, Jordan J., WR, 2015
 Gallik, Gerald, OT-C, 1985, OT, 1986
 Garbutt, Aaron, DB, 2011; LB, 2012
 Gardner, Thomas, mgr., 1938
 Gardner, William P., G, 1919
 Gardner, Wm. Douglas, G, 1932
 Garner, Ernest L., Jr. (Lee), FB, 1964; LB, 1965-66
 Garner, John C., Jr., DE, 1968
 Garner, Robert L. (Bobby), QB, 1976-77-78 (c)
 Garnett, C.L., 1895
 Garrett, Jeremy M., DL, 2004-05-06-07
 Garrigues, Robert M., DHB, 1966-67-68
 Gartrell, J.E., LT, 1900
 Gary, Oscar Knox, Jr., LG, 1951-52
 Gates, DeMarquis L., LB, 2014-15-16
 Gates, Hunter, G, 1946
 Gates, Robert W., DE, 1997-98
 Gatlin, Todd E., KS, 1980-81-82
 Gazelle, J.J., HB, 1922
 Gebbia, Rich, TE, 1988-89
 Gee, Charles Thomas, LB, 2001
 Gelin, Edwin P., DB, 2004
 Genovese, Ross, OT-C, 1984-85
 George, Alonzo P., G-HB, 1917; 1919-20
 Gerald, Daverin A., OL-DL, 2006; C, 2008-09
 Gerrard, Albert L., Jr. (Bud), C, 1945; 1949
 Gibbs, Jerry D. (Jake), QB, 1958-59-60 (co-c)
 Gibson, E.B., 1895
 Gibson, Jonathan, OG, 1992
 Gibson, Michael L. (Mike), DL, 2002-03
 Gilbert, Kline, E-T, 1950-51-52 (co-c)
 Gill, Christopher W. (Chris), OL, 2012
 Gill, Virgil, T, 1932-33-34
 Gilliland, John L., DE, 1968-69-70
 Gilruth, I. Newton, LE-RT, 1899-1900
 Gipson, Malvin, TB, 1978; DB, 1979; TB, 1980-81
 Givens, Alexander R. (Alex), OL, 2016
 Gladding, Charles E., 1939
 Gleeson, William T. (Will), P, 2014-15-16
 Glover, Will H., LH, 1947
 Gober, Oscar, 1921
 Godwin, Chauncey, DB, 1988; CB, 1989-90-91
 Goehle, Richard, RT, 1953-54-55
 Goethie, Andrew Lanier, LB, 1999-2000-01-02 (co-c)
 Goff, Rob, C, 1986-87
 Golson, Austin, OL, 2013
 Golson, Senquez D., DB, 2011-12-13-14
 Gonzalez, Michael Canning, mgr, 2010-11
 Goodloe, Willie, TB, 1984-85-86-87
 Goodwin, Arthur, LE, 1940
 Gordon, Craig, mgr., 1982
 Gordon, J. Otis, G, 1919
 Gordon, Louis, LB, 1988; OLB, 1989; TE, 1990
 Gordon, Roger, FB, 1977

ALL-TIME LETTERMEN

- Gourley, John J., trainer, 1991-92-93-94
 Graeber, Jerry B., SS, 1992; FS, 1993; FS, 1994 (co-c)
 Graham, B.L. (Country), E, 1936-37-38
 Graham, Darryl E., P, 1980-81-82
 Graham, Corey, D., CB, 1997
 Graham, Michael F. (Mike), SE, 1965
 Grandy, Jesse D., WR, 2009-10
 Grant, Dantarius Terrell, DB, 2010; WR, 2011-12-13
 Grant, Roy Oliver, OG-T, 1975; OG, 1976
 Grant, Uriah R., DT, 2011-12
 Grant, Walter G., K, 1993-94
 Grantham, James Larry, LE, 1957-58-59
 Graves, Joe E. (Jody), QB, 1965-66
 Graves, Sam Ervin, III, LB, 1966-67
 Gray, Brad, P, 1991-92
 Gray, Bradley J. (Brad), mgr., 2001-02-03
 Gray, Dabney, mgr., 1969
 Gray, J.P., mgr., 2003-04
 Gray, M. Tyler, DL, 2013
 Green, Allen L., C, 1958-59-60
 Green, Brandon J., OL, 2008-09
 Green, Jonathan, CB, 1991
 Green, Marcus, DT, 1982-83-84
 Green, Marcus K. (Marshay), WR, 2006-07-08-09 (co-c)
 Green, Norvin E., C, 1900
 Green, Randall W., P-K, 1996-97
 Green, Walter G., HB, 1912
 Green, Willie, WR, 1986-87; SE, 1988-89
 Green-Ellis, Benjarvus, RB, 2006-07
 Greene, James M., Jr., MG, 1979
 Greenich, Harley, HB-FB, 1940; 1942
 Greenlee, Max H., LT, 1964
 Greenlee, Phillip Murry, FS, 1973
 Greer, Hamilton (H.R.) R, FB, 2009-10-11; TE-HB, 2012
 Grefseng, Robert Leonard (Bob), DE, 1976-77-78
 Gregory, George H., Jr., E, 1958
 Gregory, John Andrew, OT, 1970-71-72
 Grice, Lashane T. (Shane), OL, 1998-99-2000
 Grier, Matthew C. (Matt), DB, 2001-02
 Griffin, J.A., HB-E, 1914-15
 Griffin, Malikia D., CB, 1994; 1996-97
 Griffin, Wade H., OT, 1974; TE, 1975-76 (co-c)
 Griffin, William K., III, KS, 1976
 Griffing, Glynn, QB, 1960-61-62 (co-c)
 Grigg, Jack Norwood (Woody), DT, 1979-80
 Gross, George Issac, DT, 2012-13-14-15-16
 Gryder, Robert L., trainer, 1978
 Gunn, Lindsey, mgr., 1972
 Gunn, Joe L., RB, 1998-99-2000-01
 Gunn, Lundy R., TE, 1973-74
 Gunter, Bryant W., mgr., 2009-10-11
 Gunter, Bubba, OLB, 1988-89
 Gunter, George, FB-HB, 1932-33-34
 Guntharp, Matthew, trainer, 2013
 Guy, Louis B., WB, 1960-61-62 (co-c)
 Guyman, Corey J., Mgr., 2013
- H**
- Haddock, James W., S, 1965; 1967
 Haik, Joseph Michel (Mac), SE, 1965-66-67 (co-c)
 Halbert, Frank R., RH-FB, 1960-61
 Hall, Bruce T.C., RB-QB, 2006; RB, 2007
 Hall, Gary S., SE, 1972; RCB, 1973; FS, 1974
 Hall, J.J., 1921
 Hall, J.P., LT, 1899
 Hall, James S., LH, 1957-58-59
 Hall, Joe, DB, 1982-83
 Hall, Linus Parker, HB, 1936-37-38
 Hall, Matthew M. (Matt), OL, 2011
 Hall, Wm. Whaley, LT, 1961-62-63 (co-c)
 Hamilton, Josh, trainer, 2005; 2007
 Hamilton, Ryan W., LB, 1999-2000-01-02
- Hamilton, William F. (Bill), RCB, 1976
 Hamilton, Woodrow, DT, 2012-13-14-15
 Hamley, Douglas (Doug), T, 1946-47, 1948 (c); 1949
 Hamley, Stuart Douglas, Jr., TB, 1973
 Hampton, C.J., FS, 2014-15-16
 Hancock, Roger, SS, 1987; DB, 1988; SS, 1989; OLB, 1990
 Hand, Norman L., DT, 1993-94
 Handford, Jermaine A., trainer, 2001-02-03-04
 Hanna, Otis D., 1928
 Hankins, David G., K, 2009-10
 Hapes, Clarence, T-FB, 1934-35-36
 Hapes, Merle, FB, 1939-40-41
 Hapes, Ray, HB, 1935-36-37
 Haralson, M. Flint, G, 1912
 Harbin, Leon C. (Buddy), Jr., E, 1954-55-56
 Harbour, James E., SE, 1980-81; FL, 1982; 1984
 Harbuck, Sonny, OG, 1985-86-87
 Harden, Edwin D., Jr., mgr., 1973
 Hardin, Josh C., trainer, 1995
 Hardy, Greg M., DL-TE, 2006; DL-WR, 2007; DE, 2008-09
 Hardy, Wm. H., Jr., sub., 1903
 Harjes, Katherine E., trainer, 2001-02
 Harmon, Michael, FLK, 1979-80-81-82
 Harper, Anthony Keith (Tony), TE, 1981-82
 Harper, Brian, DL, 1991
 Harper, Everette L., E, 1945-46-47
 Harris, Andrew J., WR, 2008-09
 Harris, Antonio (T-Bird), TB, 1985
 Harris, Bobby A., OL, 2002-03-04-05
 Harris, Dan D. (Danny), Jr., DHB, 1971; 1973
 Harris, Darryl D., OL, 2004; C, 2005; OL, 2006-07-08
 Harris, David, DL, 1991-92-93
 Harris, George, E, 1952-53-54
 Harris, Gerald L., TE, 2008-09
 Harris, I.H., FB, 1912
 Harris, J. Harley (Pop), FB-T, 1913-14-15 (c)
 Harris, James E., FB, 1974-75
 Harris, Luther C. (Luke), DE, 1976
 Harris, Melvin T., WR, 2009-10
 Harris, Pete, LB, 1988-89-90-91
 Harris, R.S., mgr., 1916
 Harris, Tony, DB, 1988
 Harris, Wayne Stanley, WB, 1964
 Harrison, Andre L., DE, 1996-97
 Harrison, Elvin Lee (Harry), S, 1971-72-73
 Harrison, Glenn D., MG, 1968
 Harrison, Lance R., TE, 1995
 Hart, Frank E., T, 1936-37-38
 Hart, Granville W., LH, 1950
 Harthcock, Billy Harold, WB, 1966-67
 Hartmann, Andrew J. (Andy), FB, 2006-07-08-09
 Hartsfield, Myles D., S, 2016
 Hartsfield, William H. (Bo), TE, 2001-02
 Hartzog, Hugh Miller, Jr., MG, 1967-68; DT, 1969
 Harvey, Addison, LH, 1899
 Harvey, Fernando C., LT, 1976-77-78
 Harvey, Jamal D., DB, 2006
 Harvey, James B., RT, 1963-64-65
 Hatch, Johnny A., CB, 1974
 Hathcock, Lance, DG, 1984-85; NG, 1986
 Hathorn, Samuel C., LE, 1909-10
 Havard, Gerald W. (Scooter), FB, 1969-70
 Havard, Richard J. (Rickey), TB, 1969-70-71
 Hawkins, Andrew J. (A.J.), OL, 2009-10-11-12
 Hawkins, James H. (Jimmy), OT, 1977-78-79
 Hawley, Mike, mgr., 1984
 Haxton, Richard Kenneth, QB-HB, 1909-10; 1912
 Hayes, Wesley Adam, WR, 2004
 Hayes, Corvelli L., DE, 2004-05
 Haynes, Kirk, HB, 1930-31-32
 Haynes, Lekenwic R., LB, 2009; DE, 2010
- Haynes, Marquis J., DE, 2014-15-16
 Hazel, Homer Lawrence (Larry), G, 1939-40-41 (co-c)
 Hazel, William (Bobby), T, 1939-40-41
 Head, Paul J., QB, 1993-94-95-96
 Heard, Grant O., WR, 1996-97-98; 2000
 Heard, Ronnie E., SS, 1996-97; LB, 1998; SS, 1999
 Hebert, Jordan H., DT, 2015-16
 Heidel, James B., S-QB, 1963-64-65
 Heidel, Herlan Ray, DHB, 1968-69-70
 Heidel, Roy E., LE, 1963-64-65
 Helow, George A., DB, 2008-09-10
 Hemphill, Archie W., T-G, 1927-28
 Hemphill, Robert E., HB, 1948-49
 Henderson, John Mark, mgr., 2006-07-08
 Hendrix, Robert E., Jr., WT, 1965; WG 1966; WT, 1967
 Hendrix, Steven M., TE, 1980; G, 1981; FB, 1983
 Henley, Tracy, trainer, 1982
 Henry, Antonio, LB, 1990
 Henry, Patrick, Jr., RB, 1898-99
 Henry, Robert B., OG, 1975-76
 Henson, Erwin D., E, 1916
 Hepfer, Jay, 2002
 Herard, Claude D., DT, 1967-68-69
 Herman, Alvin J., DE, 1993-94
 Herman, Derrick F., DB, 2008-09; RB, 2010; WR, 2011 (co-c)
 Herring, Chris M., DL, 2004
 Herring, David, C, 1990-91
 Herring, Stephen C., G, 1979; C, 1980-81-82
 Herrington, Bart, C-E, 1931-32-33
 Herrington, John C., sub., 1903
 Herrrod, Jeff, LB, 1984-85-86-87 (co-c)
 Herro, Lee, trainer, 1991-92
 Hervey, Tony, DT, 1990
 Hester, S.D., G, 1929
 Hewes, Gaston, 1924
 Hibbler, Willie A., LB, 2016
 Hickerson, Robert Gene, RT, 1955-56-57 (co-c)
 Hickerson, Willie Wayne, RG, 1957
 Hickman, James E., OT, 1973; OG, 1974; OT, 1975
 Hickman, Kendrick T., OT, 1996-97
 Hicks, Michael B., WR, 2006-07
 Hicks, Reggie, RB, 2007; TE, 2008-09-10
 Hicks, Ricky Allen, TE, 1972; FS, 1975-76
 Hightower, C.C., sub., 1905-06
 Hill, Bobby, DB, 2013
 Hill, Jody, LB, 1990-91-92
 Hill, Mario S., WR, 2002-03-04-05
 Hill, Spencer C., mgr., 1998-99
 Hill, Walter E. (Walt), HB, 1996; LB, 1997
 Hilton, Michael W. (Mike), DB, 2012-13-14-15 (co-c)
 Hindman, Stanley C., RG, 1963-64-65 (co-c)
 Hindman, Stephen H., TB, 1966-67-68
 Hines, Dexter D., LB, 1998
 Hines, Reid, WR, 1986-87; FL, 1988-89
 Hinkle, Robert Matthew (Matt), K, 2005
 Hinrichsen, Karl, mgr., 2008
 Hinton, Benjamin E., DE, 1975-76
 Hinton, Charles R., C, 1964-65-66 (co-c)
 Hinton, Cloyce M., KS, 1969-70-71
 Hitt, Billy, C, 1951-52
 Hobgood, James Anthony, FB, 2004
 Hobson, D.J., mgr., 2015
 Hodge, V. Deshay (Shay), WR, 2006-07-08-09
 Hofer, Paul D., FB, 1972-73-74-75 (tri-c)
 Hoff, A.S., HB, 1923-24
 Hoffman, Christian S., mgr., 1995-96-97
 Hoffman, Daniel (Dan) G., FB, 2009
 Hogue, Greg, P, 1987-88-89
 Holcomb, Craig C., FB, 2004
 Holcombe, James B., OG, 1991-92; OG-OT, 1994
 Holden, Allison, trainer, 1992
- Holder, Jamie, FL, 1983; 1984 (co-c); 1985 (co-c)
 Holder, Jeffrey, SE, 1988-89-90
 Holder, Jordan K., WR, 2011-12-13
 Holder, Owen H., WT, 1968
 Holladay, Robert, TE, 1987
 Hollis, Andre T., WR, 1995
 Holloway, A.J., Jr., HB, 1960-61-62
 Holloway, Ernest D., E, 1913
 Holman, William O., RG, 1900
 Holston, John C., E, 1958
 Hood, H.M., T, 1920
 Hooker, Clyde, HB, 1944
 Hooker, Danny L., S, 1968-69-70
 Hooks, Lavon M., DT, 2013-14
 Hooper, William K., Jr. (Kinny), FB, 1979-80; LB, 1981; RB, 1982
 Hopkins, O.S., RG-FB, 1901-02
 Hopkins, Thomas J., RG-LT, 1902-03
 Hopkins, Jay, FS, 1988; SS, 1989-90-91
 Horne, Kyle D., DB, 2011-12
 Horn, Jeffrey L., MG, 1968-69-70
 Horne, James H., LB, 1971; 1973
 Horne, Steve, mgr., 1985-86
 Horne, Tavarus L., DB, 2000; 2002; 2004
 Hoskins, Danny, OG, 1984-85-86-87
 Houchins, Larry, mgr., 1974
 Hough, Robert E., TE, 2004-05-06-07
 Householder, Eddy, LB, 1977-78-79
 Houston, Keith G., DB, 2003-04; TE, 2005-06
 Hovater, Nobel Owen, RT, 1964
 Hovious, John A. (Junie), HB, 1939-40-41
 Hovious, John W. (Bill), mgr., 1967
 Howard, Hawyard J., 2006
 Howard, Jon, K, 1984-85
 Howard, Michael A., OL/TE, 2016
 Howell, Earl O. (Dixie), HB, 1947-48
 Howell, J.M., HB, 1920
 Howell, L.F., T, 1918
 Howell, Ray, Jr. (Buck), E, 1950-51-52
 Hoyd, William G. (Greg), LB, 1994
 Hubbard, Ethelbert J., LH, 1898
 Hubbard, Thomas Leon, LB, 1981-82-83
 Huddleston, Quinns (Fuzzy), LB, 1983-84-85-86
 Hudson, Clark, 1979
 Huff, Earl T., 1955
 Huff, Kenneth A., C, 1973
 Huff, Tim, trainer, 1978
 Huff, Walter W. (Bill), NG, 1980; SLB, 1981
 Hughes, Cleveland P., RT-FB, 1904-05-06 (c)
 Hughes, David, mgr., 1927
 Hughes, M. Chase, C, 2011-12; OL, 2013-14
 Humphrey, Arthur W., RB, 1981; FB, 1982-83-84
 Humphrey, William R., G, 1950
 Hunsicker, Walker E., DE, 2000
 Hunt, Kevin, mgr., 1988
 Hunt, Nathan Bedford, mgr., 2010-11
 Hurst, William Otis, FB, 1955-56-57
 Hurt, Kevin, P, 1987
 Hutchins, Tahaya D. (Von), DB, 2000-01-02-03
 Hutchinson, James W., RE, 1898
 Hutson, Earl, FB, 1932-33-34
 Hutson, Ethan E., OL, 2012-13
 Hutson, Marvin L., C, 1934-35-36 (c)
- I**
- Ingram, Fonterrian D. (Fon), DB, 2007-08-09-10
 Ingram, James F., G-C, 1950-51-52 (co-c)
 Ingram, Kevin, LB, 1990-91
 Innocent, Loudow (Dou), RB, 1991-92; 1994-95 (co-c)
 Inzer, William H., B, 1929
 Ireys, Junius Taylor, HB, 1894
 Irvin, Todd, TE-OT, 1984; OT, 1985-86-87 (co-c)

ALL-TIME LETTERMEN

Irwin, Billy Carl, LE, 1962-63-64

J

Jabour, Robert, QB, 1948-49-50
 Jackson, Abdul C., LB, 1991-92-93-94 (co-c)
 Jackson, Antionne, DT, 1979
 Jackson, Claude A. (Red), E, 1935-36
 Jackson, Damien D., DB, 2010-11
 Jackson, Danny Terrell, DB, 2005-06-07-08
 Jackson, Garrett, mgr., 2007-08
 Jackson, Kenneth R. (Kenny), DT, 2000-01
 Jackson, Lucus K., trainer, 2010-11
 Jackson, Louis, DB, 1982
 Jackson, Richard, LB, 1984
 Jacobs, Brandon T., RB, 2002-03-04-05
 Jacobs, Doug, DT, 1988; DE, 1989; DT, 1990
 James, Edward Thomas, Jr., DHB, 1965-66-67
 James, Franda Demond, LB, 2000
 James, James Elwyn, FB, 1969
 James, Jerome P., G, 1913
 James, Raymond L., LG, 1952-53-54
 Jansen, Danny, RB, 1980-81-82
 Janssen, William E. (Woody), OG, 1993-94
 Jarman, Junius, 1924
 Jarvis, Lewis Dewayne, TE, 1973-74
 Jeanes, Kenneth L., DT, 1974
 Jean-Louis, Markenston (Mark), OL, 2008-09
 Jefcoat, Gregg, OG, 1978-79
 Jefferson, Vanchi L. (Van), Jr., WR, 2016
 Jenkins, Brandon D., DE, 2004-05-06-07
 Jenkins, Eulas S. (Red), FB, 1946-47-48-49
 Jenkins, Robert L., QB, 1954
 Jenkins, Warren D., RE, 1957-58
 Jennings, David Sullivan, TB, 1962; 1964
 Jennings, Steve, QB, 1977
 Jennings, Thomas Wood, OT, 1975-76
 Jernigan, Arthur F. (Skip), Jr., SG, 1968-69-70
 Jernigan, Frank D., G, 1951-52-53
 Jerome, Scott, OT, 1993
 Jerry, John, OL, 2006-07-08-09 (co-c)
 Jerry, Peria E., DL, 2005-06-07-08 (co-c)
 Jiggits, Louis M., HB, 1917; 1919
 Johnson, Belton D., OL, 1999-2000-01-02
 Johnson, Brandon B., trainer., 1996-97
 Johnson, Cashawndre L. (Shawn), LB, 1999-2000
 Johnson, Christopher (C.J.), DE-LB, 2011, 2015 (co-c);
 DE, 2012-13-14
 Johnson, Daren, FL, 1985; SE, 1986
 Johnson, Davion, OL, 2014
 Johnson, Desmon D., CB, 1999-2000-01-02
 Johnson, James L., C, 1901
 Johnson, Joe C., E, 1944; 1947
 Johnson, John, DT, 1977-78-79
 Johnson, Josh, DB, 2015
 Johnson, Kerry C., DB, 2001; WR, 2002-03-04 (co-c)
 Johnson, Larry Leo, WB, 1961-62-63
 Johnson, Lawrence B., Jr., DT, 1974-75-77-78 (c)
 Johnson, Marcus A., OL, 2001-02-03-04 (co-c)
 Johnson, Martin M., RB, 2015-16
 Johnson, Rishaw K., OL, 2008-09
 Johnson, Rory, LB, 2006
 Johnson, Travis T., DB, 2002-03-04-05
 Johnson, Yiman B. (Yahrek), DE, 1999; DT, 2000;
 DE, 2001; DT, 2002
 Johnston, Hal G., RT-FG, 1907-08
 Jones, Benito J., DT, 2016
 Jones, Billy Ray, C-G, 1959-60-61 (tri-c)
 Jones, Broderick W., OL, 2004
 Jones, Casey L., mgr., 2011-12
 Jones, Chris, mgr., 2005; 2007
 Jones, David O. (D.J.), DT, 2015-16
 Jones, Derek D., CB, 1993-94-95-96 (co-c)

Jones, Derrick, DB, 2013; DB-WR, 2014; WR, 2015;
 DB-WR, 2016
 Jones, Garland, RH, 1893
 Jones, Gary M., FS, 1975-76-77
 Jones, George F. (Buddy), WB, 1968-69-70
 Jones, Hermit, T, 1942
 Jones, Jason D., DE, 2010-11; DE-DT, 2012
 Jones, Jaylon T., CB, 2016
 Jones, Jerrell, QB, 1941-42
 Jones, Johnny E., Jr., DE, 1994; 1996-97
 Jones, Layton W., TE, 2010-11
 Jones, Lopaz, DE, 1985-86-87; OLB, 1988
 Jones, Ryan, OL, 2003, 2005
 Jones, Rickey G., LB, 1999
 Jones, Robert H., G, 1928-29-30
 Jones, S.M., LG, 1901
 Jones, Steven D., trainer, 2011
 Jones, Walker W., III (Bill), TB, 1967; DHB, 1968-69
 Jones, Walker W., IV, WR, 1994; SS, 1995; LB,
 1996-97 (co-c)
 Jones, William W., IV, (Bill), mgr., 1995-96-97
 Jordan, James, MG, 1976-77-78-79
 Jordan, Joel, OG, 1990-91-92-93
 Jordan, William Roberts (Bill), TE, 1970; FLK, 1972
 Joyce, Skipton, C, 1993-94; OT, 1995
 Joyner, Steve, TE, 1983-84-85-86
 Joyner, William Seth, LB, 1996-97
 Judd, Akeem D., RB, 2015-16
 Julius, Jalen J., CB, 2016
 Jumper, Zeke, E, 1927
 Juneau, Donald C., K, 1998
 Junen, Patrick A., OL, 2010-11-12-13

K

Kamara, David, DB, 2013-14
 Kanuch, Barry W., DE, 1978
 Karliner, Randy, QB, 1992
 Katzenmeyer, Fritz A., trainer, 1972
 Kauerz, Don, T, 1945
 Keaton, Grayson (Buster), G, 1921-22-23-24
 Keith, John B., OL, 1998
 Kellum, Keith, 1977
 Kelly, James A., FB-HB, 1951-52
 Kelly, Chad P., QB, 2015-16
 Kemp, E.D., mgr., 1935
 Kemp, Michael J., trainer, 2010-11
 Kempinska, Charles C., RG-T, 1957-58-59
 Kendall, Sam, C, 1915
 Kendrick, Larry D., Jr., DB-WR, 2004; RB-WR, 2005
 Kendrick, Bryan, DB, 2006
 Kennedy, Bryan G., DT, 1980; DE, 1981-82
 Kennedy, Kreg, mgr., 2006
 Kent, Phillip, OLB, 1988-89-90-91 (co-c)
 Kent, Robert W., mgr., 1972
 Keyes, Jimmy Elton, MG-K, 1965-66; LB-K, 1967
 Keys, David A. (Davey) ("Norm"), trainer, 1993-94-95
 Khayat, Robert C. (Bobby), T-G-K, 1957-58-59
 Kiamie, Alexander J., III (A.J.), C, 2000-01-02
 Kidd, Tyler, video, 2007
 Kight, Joel J., LB, 2009-10-11-12
 Killam, John, T, 1944
 Killion, Curtis Bobby, C, 1996-97-98-99
 Killion, Reed, LB, 1984-85
 Kilpatrick, Andrew J., Jr., trainer, 1974-75
 Kilpatrick, Wendell Terry, LB, 1972-73
 Kimbrell, Fred T., Jr., C-LG, 1961-62
 Kimbrough, Les, FLK, 1977-78
 Kimbrough, Orman L., LE-LH-mgr., 1902-03; 1905
 Kimbrough, Richard R. (Rick), FLK, 1973-74-75
 Kimbrough, Thomas C., C, 1893-94
 Kinard, Billy R., HB, 1952-53-54-55
 Kinard, Frank M. (Bruiser), T, 1935-36-37 (c)

Kinard, Frank M., Jr., FB, 1962-63-64
 Kinard, George, G, 1938-39-40 (c)
 Kinard, Henry, G, 1938; 1940
 Kincade, DeVante P., QB, 2014-15
 Kincade, Robert, E, 1935-36-37
 King, Derek, OG, 1986-87; OT, 1988
 King, Derrick, LB, 1989-90-91-92
 King, James, OG, 1986; OT, 1987; OG, 1988
 King, Kenneth A. (Kenny), LB, 1973; 1974 (tri-c);
 1975 (tri-c)
 King, LaKedrick D., DB, 2013-14
 King, LeRon, LB, 2006
 King, Michael L. (Mickey), C, 1969-70
 King, Perry Lee, KS, 1968-69
 King, Reagan L., P, 1997-98-99-2000
 King, Stark H., DE, 1966
 Kinnebrew, Earl, RT, 1909-10
 Kirk, Robert Dixon, E, 1918
 Kirk, Ken H., FB-C, 1957-58-59 (co-c)
 Kirk, Robert D. (Bob), DE, 1976
 Kisner, Donald W. (Donnie), mgr., 1978
 Kitchen, Boyd T., OT, 1993-94-95; OT-C, 1996-97
 Kitchens, Donald Scott, SLB, 1976-77
 Knapp, C.E., HB, 1927-28
 Knight, Chris D., DB, 2001-02
 Knight, John L., WR, 1994
 Knight, William R. (Bob), DHB, 1969; TB, 1970-72
 Knott, David J., FS, 1994-95 (co-c)
 Knox, Baxter N., LT, 1908
 Knox, Dawson A., TE, 2016
 Knox, Ike C., LH-RH, 1907-08 (c)
 Knox, William W., III, (Wally), DB, 1979-80-81-82
 Kohn, Germaine, WR, 1991-92
 Koon, Glen M. (Matt), OL, 1999; OL-C, 2000-01
 Kota, Charles U. (Chuck), OG, 1975-76
 Kozel, Chester, LT, 1939-40-41
 Kramer, Larry E., TB, 1972-73-74
 Kreitz, Broc P., RB, 1994; LB 1995-96 -97
 Krell, Doug, C, 1944
 Kretschmar, Wilson P., E, 1896
 Kroeze, John, P, 1986
 Kyzer, Sam, HB, 1929-30

L

Laird, Charles D., FB, 1960
 Laird, Dewitt, C, 1928
 Lake, R.H., HB, 1918-19
 Lamar, Chadwick, LS, 2015
 Lamar, John T. III (Trey), RB, 2002
 Lamar, Wayne Terry, LG, 1959-60
 Lambert, A.C. (Butch), Sr., mgr-trainer, 1948
 Lambert, Franklin T. (Frank), P, 1962-63-64
 Lambert, George R., T, 1946
 Lancaster, Joshua W. (Josh), LB, 2012
 Landrum, Germain E., DE, 2001-02
 Lane, Paul John (Skip), Jr., QB, 1980; CB, 1981; RB, 1982
 Lane, Robert D., QB, 2004; QB-RB-TE, 2005;
 TE-FB-HB, 2006; TE-HB, 2007
 Langford, Jennifer, mgr., 2006-07
 Langley, Carl Edward, III (Hoppy), KS, 1976-77-78-79
 Langston, Thomas E., T, 1950
 Lanter, Lewis R., LE, 1961-62
 Lantrip, Billy, OG, 1985
 LaPorte, Jotham, trainer, 2003-04-05
 Larmour, Chase, video, 2003
 Laurent, Farrell Ted, DL, 2007-08-09-10
 Lavinghouze, Robin C., KS, 1976-77
 Lavinghouze, Steven M., KS, 1972-73-74-75
 Lawrence, Richard T. (Dick), OT, 1973; 1974 (tri-c);
 1975
 Lawton, Pat, HB-mgr., 1929-30
 Lea, Jim, trainer, 1985-86
 Lear, James H., QB, 1950-51-52
 Lear, Jim, QB, 1977-78-79
 Leathers, Don Wayne, OT, 1971; 1972 (co-c)
 Leathers, W.S. (Dr.), mgr., 1902-03
 Leavell, Leonard, RG-LG, 1907-08-15
 LeBlanc, Allen Michael, DE, 1969-70-71
 Lee, Alonzo Church, FB, 1908-09-10
 Lee, Brian, K, 1989-90-91-92
 Lee, Charles, trainer, 2003-04
 Lee, Greg, TE, 1986-87
 Leftwich, Frank M., E, 1921-22-23
 Leftwich, George J., FB, 1912
 Leggett, Chuck, trainer, 1978
 Lenhardt, John, FB, 1937
 Lentjes, Fred W., C, 1959-60-61
 Lentz, Jim, DT, 1988; NG, 1989-90-91
 Lester, Brian K., LB, 2001-02-03-04
 Lester, Victor, OLB, 1989; NG, 1990
 Letson, Ronald I. (Ronnie), HB, 1996; WR, 1998-99
 Levenson, Chris, RB, 2001
 Lewis, Carl, LB, 1980; DE, 1981-82-83
 Lewis, Keith, LB, 2011-12-13-14
 Lewis, Kendrick, WR, 2006; DB, 2007-08-09 (co-c)
 Lewis, Robert Q. (Bob), II, C, 1976-77 (co-c)
 Lewis, William Irvin (Buddy), C, 1966
 Liggins, Jeremy D., TE-QB, 2014; TE-OL, 2015; OL, 2016
 Lillibridge, David B., E, 1916
 Lilly, Lawrence II, TE, 2003-04-05-06
 Lilly, Sale T., HB, 1926-27
 Lilly, T.J., HB, 1926
 Lindsay, Derrick, FS, 1986-87
 Lindsay, Everett, OT, 1989; OG, 1990-91; OT, 1992 (co-c)
 Lindsey, Stephen K. (Steve), K, 1993; 1995-96-97
 Lindstrom, Ricky, LB, 1984
 Linton, Armani R., DB, 2016
 Linton, Henry, Jr., T, 1951-52-53
 Little, Gregory L. (Greg), OL, 2016
 Little, Jamie Ray, E, 1964
 Little, Robert (Robbie), WR, 1991
 Lloyd, Donald J., TE, 1978-79-80
 Lockard, Walter W., sub., 1893
 Lockett, Kentrell J., DL, 2007-08-09; 2011 (co-c)
 Lodge, DaMarkus D., WR, 2015-16
 Lofton, Harol, HB-FB, 1951-52-53
 Logan, Dameion, RB, 1991-92-93
 Logan, Ja'mes I., WR, 2010-11-12-13
 Longest, Christopher C., LG, 1898-99-1900
 Lorio, Franz, C, 1990-91-92-93
 Lott, Billy Rex, RH, 1955-56-57
 Lott, Lee, OT, 1988-89-90
 Lotterhos, George T., DE, 1968-69-70
 Loudermilk, Beth, trainer, 1997-98-99-2000
 Lovelace, Kent E., HB, 1957-58
 Lovelady, Matthew, LB, 1980; DT, 1981; DE, 1982-83
 Lowe, Rodney, DT, 1985-86-87-88
 Lowery, Michael Z., FS, 1992-93; SS, 1994; LB, 1995
 Lucas, Jacarious S., WR, 2007; 2009
 Lucas, Kenyatta C. (Ken), WR, 1997; CB-WR, 1998-99;
 CB, 2000
 Lucas, Thomas Edwin, RG, 1962; LT, 1964-65
 Luke, Matthew B. (Matt), C, 1995-96-97-98 (co-c)
 Luke, Thomas Cale, WR, 2015-16
 Luke, Tom, QB, 1989-90-91
 Luke, Tommy, DHB, 1964-65-66
 Lumpkin, John, G, 1916
 Lyell, G. Garland, mgr., 1897
 Lyerly, Frank G., mgr., 1921
 Lyles, Sam, G, 1938-39
 Lynch, Jay, mgr., 2003-04-05
 Lyons, Kenneth J., Jr., QB, 1971; 1973-74

ALL-TIME LETTERMEN

M

Mabry, Ed L., E, 1929
 Mackey, Randall S., QB, 2011; RB-WR, 2012
 MacNeill, John B., C, 1973-74-75
 Macon, Travis, OL, 2001
 Maddox, John Cullen, RE, 1963-64-65
 Maddox, Milton Roland, trainer, 1959
 Madre, John G., 1934-35-36
 Magee, Anthony J., DB, 1997-98-99-2000
 Magee, Robert M. (Mike), WG-SG, 1965-66-67
 Magee, Thomas Nakia, CB, 1994-95-96
 Magee, William T. (Tommy), MM, 1969-70
 Mageo, Rommel A., LB, 2016
 Magruder, John M., QB-RH, 1901-02
 Majure, Toby, HB, 1946
 Malouf, Wm. A. (Bill), SE-QB, 1972-73; QB, 1974
 Mangum, Ernest G. (Pete), FB, 1951-52-53
 Mangum, Kristofer T. (Kris), TE, 1994-95-96 (co-c)
 Mann, Ben F., T, 1946-47
 Mann, William, HB, 1937-38
 Manning, Elisha Archibald (Archie), III, QB, 1968-69-70 (co-c)
 Manning, Elisha Nelson (Eli), QB, 2000-01-02-03 (co-c)
 Manship, Doug J., FB, 1911
 Markow, Gregory D., DE, 1972-73-74
 Markow, Peter J., Jr., CB, 1972-73; SS, 1974
 Markuson, Elliot B., TE, 2014; LB, 2015-16
 Marray, Michael D. (Mike), LB, 2010-11-12-13
 Marshall, Wm. D. (Bill), OG, 1973-74
 Martin, Bobby, SE, 1986-87
 Martin, Carlton J., DT, 2011-12-13; TE-OL, 2014
 Martin, John W., LB, 2012-13
 Martin, Van, HB, 1924-25
 Mask, James E., LE, 1950-51-52
 Masoli, Jeremiah, QB, 2010
 Mason, James P., OT, 1972-73-74
 Mason, Zaccheus M. (Z), TE, 2010
 Massengale, Kent, HB, 1937-38
 Massengale, Marc B., C, 1978-79; OG, 1980
 Massey, D. Brian, trainer, 1997-98-99
 Massey, Charles Patrick, HB, 1949; mgr., 1951
 Massie, Bobby B., OL, 2009-10-11
 Mathers, I'Tavius V., RB, 2012-13-14
 Mathews, Brishen C., DB, 2010; 2012-13
 Matkins, Zachary H., mgr., 2010-11
 Matthews, A.D., SS, 1986-87
 Matthews, Elmer William (Bill), Jr., WB 1965-66-67
 Matthews, James R., FB, 1952
 Matthews, William L., sub., 1898
 Mattina, Rodney A., LG, 1962-63-64
 Maxwell, Harold L., LE, 1949-50-51
 May, A. William (Bill), DT, 1972-73
 May, Christopher R. (Chris), OG, 1992-93-94-95
 May, Doug, trainer, 1970
 May, Jerry L., LG, 1951-52
 Mayfield, Charles R., FB, 1917
 Mays, Brian, NG, 1990-91-92-93
 McAllister, Dulymus J. (Duce), RB, 1997-98-99-2000 (c)
 McAllister, Gerald, TB, 1987-88; CB, 1989
 McAlpin, Harry Keith, OT, 1975; OG, 1976-77-78
 McAlpin, Rickey, NG, 1978
 McAnally, Jonathan D., trainer., 1996-97
 McBride, Trumaine, L., DB, 2003-04-05-06
 McCain, Robert, E-HB, 1944 (c); 1945 (c)
 McCall, D.A., FB-QB, 1915-16
 McCall, E.F., C-G-E, 1911-12-13 (c)
 McCall, John W., RT-RH, 1908-09-10 (c)
 McCann, Thomas M. (Tommy), HB, 1959
 McCardle, Chris, P, 1993
 McCaula, Michael E., trainer, 1976

McCay, David A., WB, 1994
 McCay, Jim, FL, 1990
 McClarty, W.H., G, 1918
 McClendon, Ronald D., RB, 2002-03
 McClure, Wayne L. (Mac), LB, 1965-66; DE, 1967
 McClure, Worthy P., ST, 1968-69-70
 McCluster, Dexter M., WR, 2006-07; WR-RB, 2008-09 (co-c)
 McCool, Robert A. (Slick), FB, 1952-53-54
 McCoy, James R., OL, 2004, 2006
 McCraney, James, E, 1966
 McCrary, Conrad, Jr., DB 1979; LB, 1980
 McCray, Emmanuel R., OL, 2010-12-13
 McCrory, Chris, trainer, 2007
 McDaniels, Bennie O., G-E-HB, 1918-19-20-21
 McDonald, Quentin, DT, 1977-78-79-81
 McDonald, W. Percy, FB, 1907; RE, 1909
 McDonnell, Augustus H., LH, 1906
 McDowell, Andrew, mgr., 2006-07-08
 McDowell, Garrald D., DE, 2015-16
 McDowell, James R., sub., 1898-99
 McDowell, Ronald Brent, DB, 1998
 McDroy, Brian, DB, 1984
 McElroy, H.S., E, 1918
 McFarland, Ben, sub-LE, 1898; 1900
 McGarvey, John P., OL, 1998; 2000
 McGee, Buford, TB, 1979-80-81-82-83 (co-c)
 McGee, Jeremy C., DB, 2008-09-10
 McGee, William C. (Carlisle), K, 1998-99
 McGowan, David E., DT, 1993-94; DE, 1995
 McGraw, Robert (Bob), DT, 1977
 McGreger, Jim Christopher (Chris), trainer, 2001-02
 McIntosh, James T., RG, 1899
 McKaskel, Jerry D., HB, 1955
 McKay, Henry Earl, G, 1954-55-56
 McKay, Rush, LT, 1960-61
 McKellar, Frank Monroe, S, 1970; 1972
 McKellar, George, mgr., 1958
 McKellar, Milton Lane, mgr., 1965
 McKay, Noel Keith, DE, 1971; LB, 1972
 McKibbens, Thomas R., Jr., C, 1968
 McKinney, Bob L., T-C, 1952-53-54
 McKinney, David, QB, 1984-85-86
 McKinney, Ronnie, RB, 1988-89
 McKinzie, Ralph Wm. (Mackey), DE, 1972; DT, 1974
 McLaurin, Sidney L. Jr., LS, 2003-04-05
 McLean, George D., HB, 1894-95-96 (c)
 McLeish, Thomas, TE, 1990-91-92
 McLeod, Larry Mikell, OT, 1974
 McLeod, W.N., LG-C, 1905-06-07
 McMahan, Andy, trainer, 1997
 McMillin, David, TE, 1982
 McMurphy, Fred H., sub., 1899
 McNamee, Bill, mgr., 1977
 McNeal, Theodis, DE, 1976-77-78
 McPherrren, Charles A., G, 1894-95
 McQueen, Marvin Earl, Jr., E, 1964-65-66
 McRight, Billy, HB, 1945
 McSwain, Gremico (Mico) C., RB, 2005; RB-WR, 2006
 McWilliams, Howard, T-G, 1934-35
 Meaders, E.L., LE, 1906
 Meeks, James, trainer, 1979
 Meeks, Jessie E., trainer, 1975
 Meeks, John D., RB, 2001
 Meers, Mike, LB, 1993
 Melton, James (Wesley), OT, 1990-91-93; OG-OT, 1992
 Metcalf, DK Z., WR, 2016
 Metcalf, Terrence O., OL, 1997; 1999-2000-01 (co-c)
 Metz, John Stephen, FB, 1964
 Meyers, Dale, G, 1941-42
 Mickles, Joe, FB, 1984-85-86-87-88
 Mikul, Daniel P. (Danny), OG, 1971-72-73
 Milam, John, mgr., 2003-04-05
 Miles, Stephen D., DE, 1996
 Miller, Hubert Maikhaill, QB, 2012
 Miller, James G. (Jim), P, 1976-77-78-79
 Miller, Jeffery A. (Jeff), OT, 1993; OT, 1994 (co-c)
 Miller, Martin Van Buren, mgr., 1908
 Miller, Matt, video, 2003-04-05
 Miller, Maurice E. (Mo), OL, 2006-07-08
 Miller, Michael T., SE, 1978
 Miller, Romanda, trainer, 2005
 Miller, Romero T., QB, 1997-98-99-2000 (c)
 Miller, Vernon Terry, Jr., LB, 1973
 Millette, T.J., HB, 1950
 Mills, Ralph, T, 1913
 Mills, Wilmer R., C, 1964
 Milner, E.C., Jr., mgr., 1959
 Miinstead, Don M. (Mike), C, 1968
 Mims, Crawford J., RG, 1951-52-53
 Mims, Gerald C. (Bubba), G, 1978
 Mims, Marvin Taylor, C, 1964
 Mitchell, Adam H. (Buddy), Jr., WT, 1968-69-70
 Mitchell, Chris, CB, 1987; DB, 1988; SS, 1989-90 (co-c)
 Mitchell, Jared, DB, 2009; WR, 2010
 Mitchell, Jayme D., DL, 2002-03-04-05
 Mitchell, Jesse, III, DT, 2000-01-02-03 (co-c)
 Mitchell, John I., Jr., G, 1959; 1961
 Mitchell, Lansing L., Jr., mgr., 1972
 Mitchell, R.P., mgr., 1909
 Mitchell, Russell B., OT, 1980-81-82
 Mitchell, Steve F., HB, 1909-10-11 (c)
 Moeller, Scotie, trainer, 2008
 Moffett, Timothy (Timmy), FLK, 1981; SE, 1982-83-84 (co-c)
 Moley, Stanley Anthony, DHB, 1970-71-72
 Moncrief, Donte R., WR, 2011-12-13
 Moncus, Darrell A., C, 1992-93-94-95 (co-c)
 Monsour, Thomas Joseph, LB, 1970; DE, 1971
 Montgomery, Alvin D., mgr., 1982
 Montgomery, Anthony, LB, 1986
 Montgomery, Charles L., LT, 1950-51-52
 Montgomery, John, HB, 1920-21-22-23 (c)
 Montgomery, Lavelle, E, 1931-32-33
 Montgomery, Tyrone, WR, 1990-91
 Montz, Timothy S. (Tim), K, 1994-95-96
 Moore, Alvin (A.J.), DB, 2014-15-16
 Moore, Artemus V. (Artie), RB, 1995-96
 Moore, Calvin (C.J.), DB, 2014-15
 Moore, Collins L., WR, 2011-12-13; 2015
 Moore, Herbert E., DT, 2014; 2016
 Moore, Hugh W., LT-C, 1907-08
 Moore, Jeffrey, trainer, 1990-91
 Moore, John, FL, 1989
 Moore, Kailo D.J., RB, 2013; CB, 2014-15-16
 Moore, Kareem A., DB, 2004
 Moore, Mark S., OT, 1979-80
 Moore, Philander E., WR, 2011-12
 Moore, Stevon, DB, 1985; CB, 1986-87-88 (co-c)
 Moreland, Brian, LB, 1977-78-79
 Morgan, Gerald, QB, 1957
 Morgan, Keith, mgr., 1982
 Morganti, Charles, LT, 1951-52
 Morphis, Rex, T, 1928-29
 Morris, Aaron T., OL, 2011-12-13-14-15
 Morris, Ben, DE, 1984-85-86
 Morris, Charles A., TB, 1960-61-62
 Morris, Christian D., OL, 2014-15
 Morris, C.H. (Bill), G-T-E, 1927-28-29
 Morris, David C., QB, 1998-99; 2001-02
 Morris, Gregory, WR, 1992-93
 Morris, Herman, G, 1927
 Morris, Jeremy D., DT, 1995-96
 Morris, L.B., FB, 1918-19
 Morris, Sheldon A., WR, 1997; HB, 1998; WR, 1999
 Morrow, George C. (Buz), DT, 1967-68-69

Mosby, Herman Wm., SG, 1969-70
 Moseley, William (Will) S., K-P, 2005-06
 Moses, Ronald David, DE, 1970-71
 Moses, Samuel S. (Rollo), Jr., RG, 1963-64
 Mosley, Jamal P., TE, 2011-12
 Moss, Charles E., Jr., FS, 1974; RCB, 1975-76
 Moss, Edgar, C, 1903-04
 Moss, Howard, DB, 1984; SS, 1985-86-87
 Moss, Vincent M., DB, 2011
 Motton, Kyrion A., LB, 1994-95
 Mounger, E.H., 1895
 Mouzon, Dustin L., DB, 2005-06-07-08
 Muckle, Wayne, OG, 1989
 Muirhead, Allen, RH, 1951-52-53-54 (co-c)
 Muirhead, Jack, LB, 1989; OLB, 1990-91; DE, 1992
 Mullins, Roy Lee (Chucky), FS, 1989
 Mullins, Tim, trainer, 1988-89-90
 Murff, Dan E., TB, 1973; CB, 1974-75
 Murphey, Greg, mgr., 1990-91-92
 Murphey, Beau, mgr., 2007-08
 Murphree, Tom, E, 1937
 Murphy, C.E., G, 1914
 Murphy, Harvey A. (Ham), E, 1938-39
 Murray, Hugh, mgr., 1962
 Muse, Carl W., FLK, 1975
 Mustin, John W., HB, 1923-24-25 (c)
 Mustin, Robert Wm. (Billy), HB, 1946-47-48-49
 Myers, Charles William, QB, 1964-65
 Myers, Jon W., mgr., 2001
 Myers, L.D., G-T, 1911-12; 1914
 Myers, Mark, trainer, 1986
 Myers, Robby, SE, 1985-86
 Myers, Riley D., SE, 1968-69; 1971 (co-c)
 Myers, William D., FB, 1899 (c); 1900 (c)

N

Nabors, Jeremy, mgr. (video), 1997-98
 Nasif, George Milid, Jr., CB, 1974-75-76
 Neat, Korvic J., RB, 2010; RB-WR, 2011; WR, 2012-13
 Neely, Charles Wyck, WB-TB, 1968; DHB, 1969-70
 Neely, Paul, FB, 1915-16
 Neely, Reid, D., OL, 2006-07-08-09
 Nelson, Charles (Tex), C, 1933-34-35
 Nelson, James Mitchell, LG-LB, 1963-64-65
 Nelson, Josh A., QB, 1994 (co-c); 1995
 Nesmith, Malcolm Dwayne, LB, 1981-82-83 (co-c)
 Newcomb, Mac, WR, 1984
 Newell, Ronald Bruce, S, 1965; QB, 1966-67
 Nicholas, Ivan A., DB, 2011-12
 Nichols, Bradley J. (Brad), LB, 2001
 Nichols, Jonathan R., K, 2001-02-03-04
 Nichols, Rodney J., trainer, 1974
 Nicholson, Quintila D. (Moine), RB, 1994-95
 Niebuhr, Robert Bryan, OT, 1974; DLT, 1976; MG, 1977-78
 Nkemdiche, Denzel R., LB, 2012-13-14-15
 Nkemdiche, Robert C., DE, 2013; DT, 2014-15
 Noble, Nathan T., K, 2012; 2014-15-16
 Noblin, Jeff, DB, 1984; FS, 1985-86
 Norman, Charles R. (Chuck), P, 1965-66
 North, Roy E., 1940
 Northam, Lance F., mgr., 2000-01
 Northam, Larry Ray, DT, 1970; OT, 1971; TE, 1972
 Northcutt, Kellen Jamil, LB, 2001-02-03
 Nuismer, Jack N., TE, 2011; 2013
 Nunn, Freddie Joe, DE, 1981-82-83-84 (co-c)

O

Oakley, Jason Scott, mgr., 2000-01
 Odom, Edcardo B. H. (Ed), WR, 1995
 Odom, Jack L., E, 1947-48

ALL-TIME LETTERMEN

Oher, Michael J., OG, 2005; OT, 2006-07-08 (co-c)
 Olander, Carl John (Bubba), OG, 1976-77
 Oliver, Eric E., DB, 2001-02-03-04 (co-c)
 O'Malley, Sean, NG, 1991-92-93
 O'Mara, Braxton B., C, 1918; 1921
 Ordway, Cameron D. (Cam), DB, 2015-16
 Orr, Deano, OLB, 1990; LB, 1991; DE, 1992; FB, 1993
 Orrell, John Sharp III (Shae), P-K, 2003
 Osgood, Chris, QB, 1985-86
 Oswalt, Robert I. (Bobby), QB, 1946-47-48
 Otis, James C., DE, 1979-80-81; LB, 1982
 Ott, Dennis H., G-T, 1952-53
 Ott, Reggie, FB-HB, 1951-52
 Ott, Timothy A., DT, 1978
 Overdyke, William, 1989-90
 Owen, Bryan, K, 1985-86-87-88 (co-c)
 Owen, Joe Sam, FB, 1969
 Owen, Joe Sam, II, CB, 1996-97
 Owen, Robert L., WG, 1968
 Owen, Samuel Walton, Jr., LG, 1961-62
 Owens, Darrick, SE, 1990; WR, 1991
 Owens, Robert L., T, 1957-58-59

P

Pace, W. Reginald (Reggie), C, 1974-75-76 (co-c)
 Pack, Garry W., LB, 2004-05-06
 Pack, Markell D., WR, 2014-15-16
 Palmer, Ashlee, LB, 2007-08
 Panzarella, Anthony E., NG, 1993; DT, 1994
 Pappanastos, Paul Andrew (Andy), K, 2014-15
 Parham, David Howard, OG, 1971-72; OT, 1973
 Parrish, Randy, mgr., 1989-90-91
 Park, Robert (Rob) D., P, 2005-06-07-08
 Parker, Edd Tate, E-T, 1951-52-53
 Parker, Nicholas J., Sr., RB, 2012; TE, 2013-14
 Parker, Thomas, E-T, 1936-37-38
 Parkes, James C., Jr., C, 1966-67-68
 Parkes, Robert S., RCB, 1976
 Parkes, Roger B., CB, 1973
 Parks, Hugh Harold (Hank), SE, 1970
 Parnell, Jermeay A., DE, 2008
 Parrott, Reggie, LB, 1987-88-89-90
 Partin, Alan Wayne, OT, 1981-82
 Partridge, C.K. (Dewey), FB-RH, 1957-58-59
 Paslay, Joseph E. (Joe), 1957
 Paslay, Lea C., HB-QB, 1951-52-53; 1956
 Patch, Dan, QB, 1944
 Pate, Jeff, mgr., 1986
 Pate, Joey, mgr., 1983-84
 Patridge, Stewart D., QB, 1996-97 (co-c)
 Patterson, Hunter, mgr., 1997
 Patterson, Javon, OL, 2015-16
 Patterson, Jerome, T, 1915
 Patterson, Patrick (Pat) D., WR, 2009
 Patterson, Shea C., QB, 2016
 Patton, Elack Chastine, HB, 1894
 Patton, Houston, QB-HB, 1953-54-55
 Patton, James R. (Jimmy), Jr., HB, 1952-53-54 (co-c)
 Patty, J.W., E, 1927-28-29
 Payne, I.J., E, 1928-29-30
 Peabody, Greg, K, 1987
 Pearce, Rex, HB, 1944
 Pearce, Trey, video, 2007-08
 Pearson, Markee T., FS, 1998
 Pearson, Thomas H. (Babe), LT, 1947-48-49-50
 Pearson, Vashon S., RB, 2002-03-04
 Peden, David W., OL, 2000
 Peel, John, DE, 1977-78-79
 Peeples, Everett U., E, 1928-29-30 (c)
 Peeples, Larry, 1984-85-86
 Pegram, James Allen, TE, 1975
 Pellerin, Jason C., QB, 2016

Pena, Gilbert, DT, 2011-12
 Pendleton, Wesley D., DB, 2011-12
 Pennamon, D'Vaughn M., RB, 2016
 Pennington, Gerard M. (Jerry), RG, 1976
 Perkins, A.P., G, 1923-24
 Perkins, Charles G. (Charlie), Jr., OL, 1997-98-99-2000
 Perkins, James B., Jr., RG-mgr., 1905-06
 Perkins, P.A., sub., 1904
 Perry, Leon, Jr., FB, 1976; TB, 1977-78; FB, 1979
 Perry, Mario, TE, 1984-85-86
 Perry, Monty, OG, 1989-90
 Peters, Michael J. (Mike), TB, 1993-94
 Peters, Ned, HB, 1934-35-36
 Peterson, Cory S., WR, 1996-97-98-99 (tri-c)
 Pettey, Thomas I. (Joe), E, 1962-63-64
 Pettis, William S., Jr., mgr., 1900
 Pfeffer, W.L., FB, 1907
 Pharr, Brandon, mgr., 2005
 Phenix, Patrick I., OT, 1979-80-81-82
 Phillips, Brenton (Brent) L., DB, 2009
 Phillips, Forrest C., Jr., mgr., 1979-80-81
 Phillips, Hermon B., E, 1947
 Phillips, Jamie T., LB, 2007
 Phillips, Mark Wesley, LS, 2010
 Philpot, Cory, RB, 1991-92(co-c)
 Pierce, Matthew H. (Matt), WR, 2003-04-05
 Pierce, Richard Wayne, C, 1982-83-84
 Pierce, Tommy, mgr., 1983
 Pigford, W.L., mgr., 1917
 Pilcher, Chad, RB, 2002-03
 Pilkinton, Sam T., T-G-E, 1905-06; 1911
 Pittman, Jamal Y., RB, 2003-04-05
 Pittman, James Bradley (Brad), CB, 1974; SS, 1975-76
 Pittman, Thomas Michael (Mike), DT, 1974-75-76
 Pitts, Quintin, TB, 1984
 Pivarnik, John, T, 1940
 Plasketes, George M., QB-DE 1975; DLE, 1976; DE, 1977 (co-c)
 Polk, Robert Taylor J., LB, 2014-15-16
 Poole, Calvin Phillip, G, 1946-47-48
 Poole, George Barney, LE, 1942; 1947-48
 Poole, Jack Lewyl, E, 1948-49
 Poole, James E. (Buster), LE, 1934-35-36
 Poole, James E. (Jim), Jr., TE, 1969-70-71
 Poole, Oliver L., T, 1946
 Poole, Ray S., RE, 1941-42; 1946 (c)
 Poole, Ray S., Jr., TE, 1976
 Pope, Carl Allen, TB, 1965
 Popp, Romeo, FB-QB, 1939-40
 Porter, James Edward, FB, 1970-71-72
 Porter, Frank, FB, 1983; DB, 1984; SS, 1985
 Portis, Michael, DE, 1982; NG, 1983-84-85 (co-c)
 Posey, H.H., 1895
 Potepa, Jimmy K., RB, 2013
 Potts, Ed, G, 1930
 Powe, Alexander, M., QB, 1908
 Powe, Jerrell Q., DL, 2008-09-10 (co-c)
 Powell, Eric, FS, 1986
 Powell, Kelly Newton, QB, 1981-82-83 (co-c)
 Powell, Kenneth W., RG, 1960
 Powell, Travis, mgr., 1962
 Powers, Jimmy T., T, 1954
 Powers, John Preston, LS, 2006-07-08-09
 Prater, Charles, OLB, 1988
 Preston, Roell, WR, 1993-94
 Prewitt, K. Cody, DB, 2011-12-13-14
 Price, Charles, E, 1930
 Price, Don, CB, 1986-87-88-89
 Price, James Richard, LG, 1958-59-60
 Price, Jarratt, FB, 1978-79
 Priestly, Harry D., Jr., 1897 (c)
 Prince, Donald E. (Don), OL, 2002
 Prince, T.J., G, 1925-26

Pritchett, Kelvin, NG, 1988-89; DT, 1990 (co-c)
 Prouvencher, Shannon K., OG, 1994-95-96
 Pruett, Billy Riddell, C-G, 1955-56-57
 Pruett, Dawson, C, 1987-88-89-90 (co-c)
 Puryear, H.H., G, 1911-12
 Putman, Tyler D., OL, 2016
 Pyatt, James K., video, 2009
 Pyron, Robert, trainer, 2007-08

Q

Quick, Tyler B. (Ty), TE, 2014-15-16
 Quinn, William C. (Buster), mgr., 1983-84

R

Radford, Jimmy W., mgr., 1973
 Ranatza, Michael A., C, 1974
 Randall, George M. (Buck), FB, 1961-62-63
 Randolph, Vivian, QB, 1911
 Ratcliff, Culley C., HB, 1920
 Rather, Edward, mgr., 1939
 Ratliff, John W., WR, 2013-14
 Ratliff, Robert B., QB, 2013
 Rattliffe, Johnathan, DB, 2015
 Rawlings, Sean M., OL, 2015-16
 Rawson, Thomas, mgr., 2006-07-08
 Ray, E.H. (Red), C-HB-T, 1917; 1918 (c); 1919
 Ray, Joe, FB, 1982
 Ray, S.T., FB, 1974
 Rayborn, Jerry Joe, E, 1963
 Rayburn, Tony, OG, 1984; OG-C, 1985 (co-c)
 Rayford, Omar M., WR, 2000-01
 Razzano, Richard A. (Rick), RB, 2001-02-03-04
 Redhead, John A., Jr., sub-RT, 1898-99-1900
 Reed, Benton, DT, 1983-84-85
 Reed, Edwin, WR, 1979
 Reed, Garland R. (Randy), TB, 1969; TB-FB, 1970; TB, 1971
 Reed, James M., TB, 1973-74-75
 Reed, John B. (Jack), QB-S, 1951-52
 Reed, John E., mgr., 1907
 Reed, Robert E., HB-QB, 1997
 Reed, S. Leroy, Jr., LH, 1955-56-57
 Reeder, Herbert, E, 1931
 Regan, George Bernie, E, 1959
 Reid, Ed, RT, 1924; QB, 1925
 Reiley, Marion W., RT, 1903
 Renshaw, Paul, sub., RE-QB, 1906; 1908-09
 Reyes, Tutankhamen M. (Tutan), OT, 1996-97-98-99
 Reynolds, Robert R., G, 1916
 Rhodes, Jeff, OG, 1986; OT, 1987-88; OG, 1989
 Rhodes, Thad D., DB, 2004
 Rice, Alfred L. (Al), LB, 1996-97-98-99
 Rice, Eric Deivan Tucker, TE, 2000; 2002-03-04
 Rice, Tommy, mgr., 1963
 Richards, Tyrone, FB, 1976-77-78
 Richardson, Jerry Dean, LE, 1965-66-67
 Richardson, John A., FB, 1964-65
 Richardson, Marion L., (Mel), Jr., LB-DE, 1972-73
 Richardson, Patrick, video, 2007-08
 Richardson, Ricky, DE, 1986-87; OLB, 1988-89
 Richardson, William, T, 1933-34-35
 Richmond, W.M., 1895
 Richter, Todd, FS, 1985
 Ricks, W.B., mgr., 1898
 Riddell, T.H., C-HB, 1919-20
 Ridgeway, Cody C., P, 2001-02-03-04
 Ritter, Andrew W., K, 2009-10-11; 2013
 Rivers, Gerald E., DE, 2009-10-11
 Roane, Ralph H., LT, 1900
 Robbins, Brad, trainer, 2000-01
 Robbins, Jessica, trainer, 2004; 2006

Robbins, Michael D. (Mike), TB, 1966-67
 Roberson, J. Lake, Jr., RG, 1938-39-40
 Roberson, Shed H., E, 1932-33-34
 Roberson, Shed H., Jr., RG, 1958-59
 Roberts, Bobby David, SE, 1969
 Roberts, Brent R., trainer, 2001-02-03-04
 Roberts, Camp, FL, 1988; TE, 1989-90
 Roberts, Fred F., Jr., FB, 1961-62-63
 Roberts, George, G, 1942
 Roberts, James B., T, 1960-61-62
 Roberts, Kelly, RE, 1965
 Roberts, Pinky, G, 1914
 Robertson, Daniel D., LB, 1979-80-81-82
 Robertson, G.H., sub.-RG, 1905-06
 Robertson, George H. III (Rob), LB, 2001-02-03-04 (co-c)
 Robertson, Jeff, mgr., 1984
 Robertson, Joseph E., LT, 1958-59-60
 Robertson, Randy, trainer, 1983-84
 Robertson, Reginald M., FB, 1960
 Robertson, Steven B. (Chip), mgr., 1976
 Robertson, Will E. (Pete), DT, 1973-74-75; MG, 1976
 Robich, Richard C. (Rich), LB, 1994
 Robinson, Austrian D., DT, 2016
 Robinson, Bobby Dewitt, LG, 1962-63-64 (co-c)
 Robinson, Bradley L., CB, 1997
 Robinson, Cory A., DL, 2001-02-03-04
 Robinson, George O., sub.-c., 1899
 Robinson, Howard D., FB, 1919-20-21 (c)
 Robinson, John W., FB-RH, 1958-59-60
 Robinson, Kelvin D., DB, 2002-03-04-05
 Robinson, Michael, CB, 1988-89-90
 Robinson, William Robert, KS, 1981
 Roddy, Brandon L., DL, 2001
 Rodgers, Andree, FL, 1983-84-85
 Rodgers, Paul C., FB, 1950
 Rodgers, Rab, HB, 1933-34-35
 Rogers, Daniel B., mgr, 1974
 Rogers, Lee K., K, 2000-01-02-03
 Romm, John A., DE, 1999-2000
 Ronard K. (Rocky), QB, 1949-50-51
 Rone, Andre L., WR, 1996-97
 Rose, Bryson W., K, 2010-11-12
 Rose, Henry, FB, 1944
 Ross, John, mgr., 1990-91-92-93
 Ross, John R., WR, 1992
 Ross, Lent A., FB-QB, 1929-30-31
 Ross, Lynn, LB, 1991-92 (co-c)
 Ross, Richard D., C, 1960-61-62
 Ross, Warner A. (Nubbin), C, 1983-84-85
 Roudebush, A.H., LE, 1893 (c)
 Rounsaville, Charles L. (Baby), E, 1932-33-34
 Rousell, Peter C., mgr., 2001
 Rowan, Leon F., G, 1917
 Ruby, Pete, C-QB, 1931-32-33
 Rucker, Robert R. (Randy), SS, 1976
 Ruffin, Jeremy D., DB, 2002
 Rushing, Herbert (Doodle), HB, 1928
 Rushing, Will, mgr., 2008
 Russell, Christian J., LB, 2014-15
 Russell, Jack, G, 1945
 Russell, Lucius Thompson, LG, 1893
 Russell, Michael W. (Coot), C, 1978-79-80
 Russell, Richard H. (Stump), LB, 1972-73-74 (tri-c)
 Russell, Robert L., LB, 2005-06
 Rutledge, Jonathan W., mgr., 2009
 Rutledge, L.J., LG, 1904
 Ryan, Garrett O., DE, 2009

ALL-TIME LETTERMEN

S

Salley, David W., HB, 1950
 Salley, James W., HB, 1950
 Salloum, Mitchell, T, 1923; 1925-26
 Salmon, Farley (Fish), RH, 1945-46-47; QB, 1948
 Sam, Billy, RH, 1939-40-41
 Samuels, E.S., G, 1912
 Sanders, Aubrey E., RT, 1957-58
 Sanders, Brandon M, LB, 2009
 Sanders, Donald Wayne, mgr., 1970
 Sanders, Vincent D., WR, 2011-12-13-14
 Sanders, Wm. Ervin, T, 1938
 Sanders, William H. (Billy) (Nub), mgr., 1951
 Sandroni, Todd, FS, 1987-88-89-90
 Sanford, Jamarca D., DB, 2005; DB-LB, 2006; DB, 2007-08 (co-c)
 Sanford, Toward A., RB, 1999-2000-01-02
 Sanguinetti, William A. (Drew), trainer, 1987-88-89
 Sartin, Daniel M. (Dan), LT, 1965-66-67 (co-c)
 Sarver, Jeff, SE, 1988
 Saul, James K., SE, 1965-66
 Savage, James, DE, 1984
 Savell, Tyler, video, 2015
 Sawyer, Charles B., DB, 2010-11-12-13
 Sawyer, Justin D., TE, 1999; TE-C, 2000; 2002; C, 2003
 Scales, Ewell D., LH, 1893; T, 1894-95 (c)
 Schaeffer, Brentis J. (Brent), QB, 2006-07
 Schimmel, Jay, OT, 1985-86-87
 Schneller, Bill, QB, 1937-38-39 (c)
 Scott, Antionne D., TE, 1997; TE-DT, 1998; DE, 1999; DT, 2000
 Scott, Arthur, DE, 1985-86-87; OLB, 1988
 Scott, Charles C., IV (Charlie) RB, 2012; TE, 2013-14
 Scott, Harvey L. (Morris), DE, 1995-96-97-98
 Scott, Jeff D., RB, 2010-11-12-13
 Scott, Lawon M., DL, 2007-08-09-10
 Scott, Rodney E., 2009-10
 Scott, William E. (Wes), WR, 1999; DB, 2000; DB, 2002-03
 Scruggs, Arthur, E, 1921-22
 Searfoss, Stephen A., OG, 1978; 1980-81-82
 Sears, Billy, FB, 1945
 Seawright, Norman H., SE, 1978-79
 Seay, Clant J. M., mgr., 1934
 Seymour, Arnold, NG, 1982-83
 Shackelford, Deterrian (D.T.) L., LB, 2009-10-14; DE-LB, 2013
 Shahid, Ahmed B. (Shack), OT, 1993-94
 Shanafelt, Paul, 1974
 Shands, Harley R., sub., 1898
 Sharman, J.R., T-E, 1915-16
 Sharp, L.V., E, 1951
 Sharpe, Elmer C., LT-sub., 1898; 1900
 Shaw, Guy Andrew, MG, 1979-80; C, 1981; OT, 1982
 Shaw, Maurice, RB, 1989-90
 Shaw, Vernon, T, 1935
 Sheehan, Eric, OT, 1983-84-85
 Sheffield, Don W., mgr., 1961
 Shelby, John, QB-HB, 1942; 1948
 Shelley, Jonathan, CB, 1983-84-85-86
 Shene, Joshua, PK, 2006-07-08-09
 Shepard, Tajani (Tee), CB, 2015
 Shepherd, Archie, C-G, 1952-53-54
 Sherling, John-Patrick, LB, 2015-16
 Shields, Frank L., LH-RH, 1910-11
 Shields, John R., LH-FB, 1905; 1909
 Shinault, James Rushing, E, 1894
 Shoemaker, Allen C., HB, 1932-33-34
 Shoemaker, James, G, 1915
 Shows, Henry N. (Hank), TE, 1966-67-68 (co-c)
 Shows, James Larry, RT, 1964-65-66
 Shows, Russ, QB, 1989-90-91-92 (co-c)
 Shumaker, Leo, RE, 1903-04

Shumaker, Michael E. (Mike), TE, 1968
 Simmons, Clyde D. (Doug), Jr., HB, 1969
 Simmons, Delmar, 1924
 Simmons, L.G., E, 1917-18
 Simmons, Wm. M. (Bill), TE 1972
 Simpson, Glynne, mgr., 1959
 Simpson, Jack M., LG, 1955-56-57 (co-c)
 Simpson, Jack R., DT, 1972
 Sims, Anthony W., DE, 1998; DT, 1999-2000-01 (tri-c)
 Sims, Jordan A., OL, 2015-16
 Singletary, Shannon R., trainer, 1992-93-94
 Singleton-Manning, Tobias K., WR, 2011
 Sinopoli, Charles J., C, 1945
 Sinquefield, Melvin H., C, 1950-51
 Sisler, Wade H., FB, 1917
 Skrmetta, Mitchell M. (Mitch), TE, 1998-99-2000-01
 Slater, Jonathan (Jon), video, 1998; 2000-01
 Slay, James, LE, 1950-51-52
 Sledge, James William, mgr., 1980
 Small, Eddie, DB, 1990; WR, 1991-92-93
 Small, Wm. N. (Bill), FLK, 1973; SE, 1974-75
 Smith, B.A., HB, 1914
 Smith, Ben P., E, 1893-94
 Smith, Brentley Q. (Brent), OL, 2008
 Smith, Claude M. (Tad), HB, 1926-27-28
 Smith, Danny L., 1979-80
 Smith, Darryl, NG, 1986-87-88-89
 Smith, E.J. (Rudolph), LT, 1956-57-58
 Smith, Eric L., DE, 1977-78-79
 Smith, H.A., E, 1942; 1946
 Smith, Howard E. (Bert), SE, 1976
 Smith, James Virgil, TE, 1986-87
 Smith, Justin B., DL, 2008; 2010-11
 Smith, Kenneth O., T-G, 1963-64-65
 Smith, L.A., RG, 1899
 Smith, L.Q., FB, 1974; 1976; TE, 1977
 Smith, Lee Joseph, G, 1940
 Smith, Mac, K, 1988-89-90
 Smith, Mark A., RB-CB, 1992; RB, 1993-94; RB-HB, 1995
 Smith, Marley, T, 1932
 Smith, Marvin G. (Erm), HB, 1938-39
 Smith, Michael A. (Mike), DB, 1980-81
 Smith, Michael C., TE, 1982-83-84-85
 Smith, O.R., T, 1922; 1924
 Smith, Otho, 1928
 Smith, Ralph A. (Catfish), LE, 1959-60-61 (tri-c)
 Smith, Ralph Guy (Brim), HB, 1963
 Smith, Rashawn L. (Ray Ray), LB, 2014-15-16
 Smith, Reggie D., DE, 1997
 Smith, Richard Joel (Dicky), LB, 1970
 Smith, Robert (Thunder), FB, 1984-85; LB, 1986-87
 Smith, Robert T., TE, 1973
 Smith, Steven H., LB, 1973-74
 Smith, Stewart, E, 1940
 Smith, Thomas Larry, HB, 1961-62-63
 Smith, Timothy, OG, 1971-72
 Smith, V.K., G, 1925-26-27
 Smith, Wayne B., C, 1921-22-23-24
 Smith, William (Bill), P/K, 1983-84-85-86
 Smithson, Claude T., HB, 1921-22-23-24 (c)
 Smylie, J.B., 1895
 Smythe, Frank W., LE, 1913-14 (c)
 Snead, Levan B., QB, 2008-09
 Snyder, Michael E., trainer, 1974-75
 Soehn, Woody, OT, 1984; C, 1985; OT, 1986-87
 Somerville, Robert, Jr., 1903-04-05
 South, Barry T., RB, 2003
 Southerland, Trea, FS, 1989; SS, 1990; CB, 1991; SS, 1992
 Sowler, Shawn, TE, 1987-88
 Sowell, Bradley K., OL, 2008-09-10-11 (co-c)
 Sparks, Dean Justin, K-P, 2007-08-09

Sparks, Michael, OT, 1990-91
 Speaks, Breeand C., DT, 2015-16
 Spearman, Armegis O., LB, 1996-97-98-99 (co-c)
 Spears, James W., RG, 1958
 Spence, L.P., LB, 2001-02-03
 Spencer, Christopher C. (Chris), OL, 2002-03; C, 2004
 Spiers, Tommy, QB, 1952
 Spivey, R.E., E, 1920
 Spore, Jerry P., SAF, 1978
 Spurlock, Micheal C., QB, 2003-04; QB-RB, 2005
 Stackhouse, Charles E., RB, 1998-99-2000-01 (tri-c)
 Stafford, Elvin A. (Pete), 1944
 Stagg, Leonard, HB, 1942
 Stallings, Cornelius Tre', OL, 2002-03-04-05 (co-c)
 Stallings, Danny Lee, DHB, 1970-71; SE, 1973
 Standifer, Anthony, DB, 2012
 Stanley, Nathan T., QB, 2009-10
 Stearns, Michael P., OT, 1980-81
 Steele, Wm. Scott, LB, 1972-73-74; DE, 1975
 Stennis, Dudley, T, 1894
 Stephens, Emmanuel L., DE, 2008-09
 Stephens, Hubert D., G, 1894; E, 1895
 Stephens, Rogers D., K, 1991-92
 Stephens, William A., mgr. (video), 1996-97-98
 Sterling, Jason R., mgr., 2001-02
 Stevens, P.J., PK, 1982
 Stevens, W.R.B., mgr., 1913
 Stewart, H.F. (Chip), WT, 1966; TE, 1967
 Stewart, James, DE, 1984
 Stewart, Jerry, LB, 1982-83
 Stewart, Joel, CB, 1977-78-79-80 (co-c)
 Stigler, Samuel James, mgr., 1958
 Still, Ben E., OL, 2012-13-14-15
 Still, Claude, sub., 1893
 Stojkovic, Martin G. (Marty), LB, 1996; FB, 1997
 Stolt, John J., LG, 1955
 Stone, Ed G., QB, 1931-32-33
 Stone, Henry Jerry, C, 1954-55-56
 Storey, James W., LB, 1974; FB, 1975-76-77
 Storey, Michael, 1976
 Stoudt, Zackary (Zack), QB, 2011
 Stovall, John A., G-T, 1922-23
 Straughn, Robert, G, 1951
 Street, Donald Earl (Don), FB, 1965-66-67
 Street, Jarrion, DB-RB, 2016
 Stribling, James A. (Jack), LE, 1946-47-48-49
 Stribling, Majure B. (Bill), RE, 1945; 1948-49-50
 Strickland, Randolph T., C, 1905
 Strickland, Timothy S., FS, 1996-97; CB, 1998-99 (tri-c)
 Stringer, L.O., QB, 1923
 Stringfellow, Damore'ea D., WR, 2015-16
 Strong, Chris D., LB, 2007
 Strong, Eddie D., LB, 1998-99; 2001-02 (co-c)
 Strong, Temario L., LB, 2013-14-15-16
 Strother, Adrian, OT, 1989-90
 Stroud, Damon, mgr., 1986; 1988-1989
 Stuart, George E., LB, 1974-75-76 (co-c)
 Stuart, James B., III, DE, 1971; DT, 1972; LB, 1973 (co-c)
 Stuart, J. Graham, DB, 1979-80
 Stubblefield, Jerry, QB, 1965
 Studdard, Vernon, WB, 1968-70
 Sturgeon, Joel P. (Walker), DE, 2013-14
 Suggs, Carlos E. Jr., WR, 2005-06
 Sullivan, Charles J. (Jim), SE, 1966-67
 Sullivan, Frank, FS, 1991-92
 Sullivan, John, mgr., 1963
 Sullivan, Louie Wesley, RE, 1960-61-62
 Sultan, Dan I., LT, 1902
 Summers, Markeith S., WR, 2007-08-09-10
 Summers, Chester L., T, 1917
 Sumrall, William W. (Billy), TB, 1962-63-64
 Sutherland, Leslie S., FS, 1973; SS, 1974
 Sutton, Steve, C, 1986-87

Swatzell, Scott, RB, 1989-90-91
 Swayze, Tom K., E, 1930-31-32
 Sweet, Michael W., TB-SE, 1974; TB, 1975-76
 Swetland, Michael R. (Mike), WG, 1965-66-67
 Swindall, Charles Evan, C, 2010 -11-12-13
 Swinney, C.P., C, 1940-41
 Swinney, Eric P., RB, 2016
 Swor, Zollie Alton, E, 1931-32
 Sykes, Shawn (Lightning), TB, 1985-86-87-88
 Synnott, Bradley A. (Brad), OL, 2000

T

Tapp, William T. (Billy), QB, 2008-09
 Tate, Darius O., DB, 1999
 Tatum, Joshua O. (Josh), OL, 2010
 Taylor, Alfred Leland, mgr., 2010-11
 Taylor, Charles (Chico), LH, 1960-61
 Taylor, Eldred (L.J.), HB, 1997-98; WR, 1999-2000
 Taylor, Harry, E, 1948
 Taylor, J. Lee, mgr., 1979-80-81-82
 Taylor, Jeffery Y. (Jeff), LS, 1984
 Taylor, Leslie Edward, Jr., G, 1965-66-67
 Taylor, Quentin L.R., LB, 2005-06
 Taylor, Roderick (Rod), OL, 2014-15-16
 Taylor, Syniker O., FS, 1998; FS-WR, 1999; DB, 2000-01 (co-c)
 Taylor, Tommy F., RH, 1956-57-58
 Teevan, Neil, K, 1983
 Tempfner, J.G. (Chuck), LE, 1961
 Temple, Marcus D., DB, 2008-09-10-11 (co-c)
 Templeton, Billy, LE, 1956-57-58
 Terracin, Steve Wayne, E, 1964-65-66
 Terrell, Marvin, Jr., G, 1957-58-59
 Terrell, James M. (Mitch), TB, 1962
 Terrell, Ray, RH, 1941
 Terry, Decker L., C-G, 1957-58
 Thames, Mickey, OG, 1977-78-79
 Thaxton, James Cairry, RG, 1964
 Therrel, J.S., E, 1912
 Thigpen, Ed, FB, 1987; RB, 1989-90
 Thigpen, Gary D., CB, 1995-96-97-98 (co-c)
 Thomas, Andre (Hammerhead), RB, 1980-81; FB, 1982
 Thomas, Brandon R., LB, 2006-07
 Thomas, Bryant F., DB, 2003-04-05
 Thomas, Darryl, CB, 1983
 Thomas, Devin W., RB, 2008; 2010-11-12
 Thomas, Frederick L. (Fred), CB, 1994
 Thomas, James Larry, LB, 1968; MG, 1969
 Thomas, Jim Earl, RB, 1987; TB, 1988; RB, 1989-90
 Thomas, Kevin D., SS, 1998; LB, 1999-2000-01 (tri-c)
 Thomas, LeMay P., WR, 1992-93-94-95
 Thomas, Marquise, OLB, 1991; DE, 1992
 Thomas, Roville (Bobo), DB, 1980
 Thomas, William (Pepper), LH, 1954
 Thomas, Zachary H., trainer, 2009-10-11
 Thompson, Carlos D., DE, 2010-11; 2013-14
 Thompson, Keith, DE, 1987; OLB, 1988-89
 Thompson, Robert, G, 1925
 Thompson, Robert P., RH, 1898
 Thompson, Robert W., G, 1919
 Thompson, Steve, trainer, 1990
 Thornton, Chester, TB, 1979
 Thornton, Evans (Shine), RB, 1932
 Thornton, James Ray, E, 1951
 Thornton, Johnny H., DT, 1978
 Thornton, Nathan, RB, 1991-92-93
 Thorsley, Frank, E, 1940-41-42
 Thurley, Hunter D., TE, 2015-16
 Tibbler, Jerry P., FB-RH, 1944; 1947-48
 Tillery, Douglas W., FB, 1962
 Tillman, James Shannon (Jimmie), FB, 1938-39-40
 Tillman, Marcus L., DL, 2006-07-08-09 (co-c)

ALL-TIME LETTERMEN

Tillman, Ronald, TB, 1965
 Timmons, Aaron, HB, 1944
 Tipton, Julius R., RE, 1893-94
 Toler, Kenneth P. (Ken), SE, 1978-79-80 (co-c)
 Tollison, Bubba, 1970
 Tomaso, Mike, trainer, 1998
 Torgerson, Larry Donald, OG, 1968; DT, 1969-70
 Totten, G.C., 1924
 Townes, Clarence Henry, HB, 1894
 Townes, Jack A., mgr., 1964
 Townsend, Andre, DT, 1981-82-83 (co-c)
 Townsend, Lorenzo A., RB, 2003-04
 Trahan, Patrick E., LB, 2008-09 (co-c)
 Trainer, Orlando K., NG, 1994; OG, 1995; OT-DT, 1996
 Transou, Lewis, mgr., 1940
 Trapp, Frank Williams, LB, 1966-67-68
 Trapp, Lee H., G, 1930-31-32 (c)
 Trauth, Marvin H., LT, 1950-51-52
 Travis, Brent, mgr., 1989-90
 Traxler, David L., Jr., OG, 1977-78-79
 Traxler, David L., III, OL, 2005-06; TE, 2007-08
 Treadwell, Laqun M., WR, 2013-14-15
 Tribble, Melanie, trainer, 1985
 Trimble, William, G, 1933
 Trotter, Trafton A., FB, 1993-94
 Trotter, William C., LH-L, 1907-08; 1909 (c); 1910
 Truett, George W., E, 1952
 Truitt, Eric, DB, 1982-83-84; CB, 1985
 Tucker, Ben, video, 2011
 Tucker, Clinton B., video, 2014
 Tuggle, Jimmy, FB, 1952
 Tunsil, Laremy A., OT, 2013-14-15
 Turnbow, Guy, T-FB, 1930-31-32
 Turner, Antonio D., RB, 2005; LB, 2006-07
 Turner, Christopher (Chris), TE, 1991-92-93-94
 Turner, Gary W., DE, 1973-74-75-76
 Turner, John H., Jr., LG, 1964
 Turner, Thomas N., G, 1929
 Turner, Tremaine T., RB, 1999-2000; 2002-03
 Tyler, Breck, FLK, 1980-81

U

Upchurch, Robert K., C, 1961-62-63
 Urbanek, James E. (Jim), RT, 1965-67
 Ussery, Flint L., LB, 1994
 Uzzle, Robert H. (Bobo), DE, 1966-68

V

Vacca, Richard W., DE, 1979
 Valverde, Charles, LG-LE, 1907-08
 Van Devender, Wm. J. (Billy), MM, 1968-69-70
 Vandevere, Wm. E., E, 1911-12
 Van Every, David Shelby Jr., OL, 2003
 Vann, Clay, OLB, 1990; DE, 1992
 Vann, Thad (Pie), T, 1926-27-28 (c)
 Vargo, Curt B., mgr., 1995
 Vassar, Jason, video, 2003-04; 2006
 Vaughn, Marvin M., RB, 2003-04
 Vaughan, Robert C., DT-WT, 1965-66-67
 Vaughn, Cassius M., DB, 2006-07-08-09
 Vaughn, Gerald, CB, 1989; SS, 1991; FS, 1992
 Vaughn, LaDerrick L., DE, 2008
 Veasley, Jeremy, FB, 1992-93
 Veazey, Burney S. (Butch), TE, 1971-72-73
 Vega, Chad, mgr., 1990-91-92
 Vega, Jarrod D., mgr., 2000-01-02
 Viertel, Rachel, trainer, 2005
 Vincent, Keydrick T., OL, 1997-98-99-2000
 Vinson, David L., C, 1993-94-95 (co-c)

W

Wade, Justin D., LB, 2000-01-02-03
 Wade, Luther Webb, FB, 1970; DT, 1971
 Wade, Robert Myers (Bobby), FB, 1965-66-67
 Wade, Todd M., OG, 1996; OT, 1997-98-99 (co-c)
 Wainwright, Ralph, C, 1899
 Wakefield, Victor Reed, Jr., LCB, 1973; TB, 1974
 Walker, Allen T., LB, 2007-08-09-10
 Walker, Donald, trainer, 1977-78
 Walker, Gerald H., HB, 1928
 Walker, Gregory Scott, TE, 1981-82; TE-OT, 1983; OT, 1984
 Walker, Harrison Carroll, Jr., QB, 1965-66
 Walker, Harvey W., QB, 1926-27-28
 Walker, Paul L., mgr., 1973
 Walker, Richard H., G, 1922-23
 Wallace, Burrell M. (Mike), WR, 2005-06-07-08
 Wallace, Daniel D. (Dan), mgr., 1995-96-97-98
 Wallace, James M., LHB, 1900
 Wallace, William R. Jr., (Bo), QB, 2012-13-14
 Waller, Edward (Ed), Jr., trainer, 2007-08
 Wallis, James H. (Jimmy), QB, 1967-68; MM, 1969
 Walls, Wesley, DE, 1985-86-87; TE-DE, 1988 (co-c)
 Walsh, Barry, 1985
 Walsh, Willie Henry, MM, 1970; SS, 1971; RCB, 1972
 Walters, James A., T, 1953-54
 Walton, Byron S., RE, 1910-11
 Walton, Jaylen M., RB, 2012-13-14-15
 Wamble, James E. (Jim), LB, 1976
 Wander, Mose, mgr., 1933
 Ward, Channing J., DE, 2012-13-14-15
 Ward, Harry, mgr., 1926
 Ward, Jesse Davis, LE, 1937-38
 Ware, Cassius, LB, 1992-93
 Warfield, Gerald Wayne, MM, 1964-65; S, 1966
 Warner, Jack, QB, 1945
 Warren, Homer E., HB, 1916
 Warren, Thomas Grant, P, 2016
 Washington, Alexander O. (Alex), OL, 2008-09-10-11
 Washington, Quincy J., DE, 1997
 Watkins, Dennis R., RT, 1976; OG, 1978
 Watkins, Thomas B., QB, 1900-01; 1903
 Watson, Bill E., G-T, 1949-50-51
 Watson, Henry D., Jr., RE, 1907
 Watson, R. Virgil, G-T, 1914; 1916
 Watson, Thomas C., QB, 1904
 Wayne, Nathaniel (Nate), Jr., LB, 1994-95-96-97 (co-c)
 Weatherly, James D. (Jimmy), QB, 1962-63-64
 Weathers, Curtis L., TE, 1974; 1976-77; SE, 78 (c)
 Webb, David B., trainer, 1998; 2000-01
 Webb, Hunter (Buddy), G, 1942
 Webb, Jay, DE, 1984-85 (co-c)
 Webb, Reed S., WG, 1966-67
 Weber, Alexander D. (Alex), WR, 2015-16
 Webster, Edgar, sub., LE, 1903-04-05
 Webster, Kendarius D. (Ken), CB, 2014-15-16
 Weese, Norris Lee, QB, 1971-72-73 (co-c)
 Weiss, Richard T., 1952-53-54-55
 Weiss, Richard, Jr., OG, 1978
 Welch, Courtney L. (Court), mgr., 2000
 Welch, Thomas P. (Toby), Jr., mgr. (video), 1997-98; 2001
 Wells, David Kent, WB, 1963-64-65
 Wells, Matthew E. (Matt), LB, 1995-96-97
 Wells, Vernon, QB, 1945
 Wenzel, Branden, trainer, 2007-08
 West, Carl E., FB, 1950-51
 West, John Wayne, LT, 1955-56-57
 Westerman, Richard W., HB, 1950-51-52
 Westmoreland, Daniel, TE, 1989-90
 Wettlin, D.G., QB, 1906
 Wheat, William J., Jr., 1975
 Whitaker, David, T, 1942

Whitaker, Murray P., OT, 1976-77-78
 Whigham, Cameron M., DE, 2010-11-12-13
 White, Abner, C, 1990-91
 White, Brad, FB-HB, 1931-32-33
 White, Brad, CB, 1978-79-80
 White, Charles Keith, DB, 2004
 White, Hiram O., Jr., RB, 2006
 White, Hugh L., C-LG, 1898-99-1900
 White, James Thomas, FB, 1960
 White, John U., Jr., OG, 1974
 White, Lloyd, G, 1936-37
 White, Robert P. (Randy), OG-C, 1975; C, 1976; OG, 1977 (co-c)
 Whitehead, Julian C., DB, 2009-10
 Whitener, Larry J., G, 1966-67
 Whiteside, Lance, CB, 1991-92
 Whiteside, Paul L., HB, 1951
 Whitten, L.D., E, 1917
 Whittington, John, HB, 1938
 Whittington, O.M., 1921
 Wicker, Brian K. (Kyle), LB, 1993-94-95; DE, 1996 (co-c)
 Wicker, Jacob Andrew, DL, 2003-04; OL, 2005-06 (co-c)
 Wicker, Reginald K. (Trey), TE, 1993; DE, 1994-95 (co-c)
 Wickham, John A. (Johnny), QB, 2004
 Wigley, Daniel, DT, 1986-87-88-89
 Wilburn, Barry Todd, DB, 1981-82-83-84
 Wilcox, Reuben D., HB, 1927-28-29
 Wildman, Zach, trainer, 2007-08
 Wilford, Dan S., E, 1961
 Wilford, Ned B., E, 1961
 Wilkins, Ernest, RG, 1905
 Wilkins, Jordan J., RB, 2014-15
 Wilkins, Joseph T., III, LE, 1962-63-64
 Williams, Amzie J., LB, 1997-98-99-2000
 Williams, B. Frank, QB, 1907
 Williams, Bill, T, 1937
 Williams, D.E., 1895
 Williams, David Wayne, G, 1981
 Williams, Don N., RE, 1955-56-57
 Williams, Freddie Lee, TB, 1976-77-78; WR, 1979
 Williams, G.H., G, 1920
 Williams, Gary Neil, LB, 1971; DE, 1972
 Williams, Horace, LE, 1953
 Williams, James M., 1921
 Williams, John, trainer, 1983-84
 Williams, John C., Jr., G, 1954-55
 Williams, Ken, OL, 1988; OG, 1989
 Williams, Malcolm, RB, 1998
 Williams, Murray L., Jr., ST, 1968
 Williams, Nakita, LB, 1979-80-81-82
 Williams, Ralph, Jr., LB, 2011-12
 Williams, Robert C., RB, 1999-2000-01
 Williams, Robert J. (Ben), DT, 1972-73-74; DT-MG, 1975 (tri-c)
 Williams, Robert W., DB, 1980
 Williams, Sebastian (Snake), OLB, 1989; DT, 1990-91; OT-DT, 1992
 Williams, Tyler C., DT, 1998-99
 Williamson, John D. (Hotshot), T, 1926
 Williamson, Lester F. (Nate), 1946
 Williamson, Terry, NG, 1982-83-84
 Willis, Patrick L., LB, 2003-04-05-06 (co-c)
 Willis, Steven, video, 2004-05
 Wilson, Charles (Buddy), C-E, 1933-34
 Wilson, David, G, 1934-35-36
 Wilson, Derrick A., OL, 2012
 Wilson, Frank M., TE, 1993-94-95
 Wilson, G. Davis, OL, 1997
 Wilson, Melvin, 1955
 Wilson, Quentin L., DT, 1995; DE, 1996
 Wilson, Robert, HB, 1946-47-48-49
 Wilson, Rufus (Rudy) L., DB, 2009-10; LB, 2011
 Wilson, Stacy E. (Tick), DL, 1991; DE, 1992-93-94

Windham, Donald W., RG, 1962-63-64
 Windham, John, E, 1925-26
 Winfield, Paul E., SS, 1994; LB, 1995
 Winstead, Bobby Ray, SG, 1968
 Winstead, Jimmy LeRoy (Jim), TB, 1971; FB, 1972; TE, 1974
 Winston, Lowell, T, 1957
 Winter, Michael Todd, trainer, 1988-89-90-91
 Winther, Richard L. (Wimpy), C, 1969-70
 Wise, Billy, TE, 1978-79-80
 Wisozki, Ray, T, 1941
 Wohlgemuth, John T., TE, 1970; OT, 1971
 Wonsley, Nathan, TB, 1983-84-85 (co-c)
 Wood, Andrew, RE, 1906-07 (c)
 Wood, Charles G., C, 1971-73
 Wood, Dan, C, 1941-42 (c)
 Wood, Meredith, HB, 1930
 Woodruff, Clifford E., III (Cliff), OL, 2000-01-02-03
 Woodruff, James Lee (Cowboy), HB, 1957-58-59
 Woodruff, Lee T. (Cowboy), FB, 1927-28-29
 Woods, Joe, WR, 1992-93
 Woods, Kenneth (Kenny), SS, 1998; 2000
 Woods, Zedrick O., DB, 2015-16
 Woodson, Marcus A., DB, 2000-01
 Woodward, H.G., QB, 1923
 Woodward, Ray, HB, 1942
 Woody, Thomas A., mgr., 2009-10-11
 Worley, Michael S., SS, 1992-93-94
 Worsham, Jerry Dean, G, 1963
 Wottreng, Alex, video, 2015
 Woullard, Reginald, SE, 1975; TB, 1976-78-79
 Wrenn, R.B., C, 1914-15
 Wright, Trenton (Trent), SS, 1996-97
 Wunder, Paul M., video, 2006-07
 Wunderlich, Gary K., K-P, 2014-15-16
 Wyllie, Phillip, LB, 1978-79-80
 Wysong, Daniel C., Jr. (Danny), SP, 2004

Y

Yandell, Robert (Bobby), HB, 1941-42
 Yarbo, Welborn, T, 1916
 Yeck, Brian S., DE, 2000-01
 Yelverton, Billy G., E-T, 1952; 1954-55-56
 Yerger, J.S., FB, 1903
 Yerger, Wm. G., sub., 1903
 Young, Carl R., G, 1949-50
 Young, John Wm., Jr. (Bill), SE, 1970-71
 Young, Mark, QB, 1985-86-87-88
 Youngblood, John F., DE, 2013-14-15-16

Z

Zanone, Curtis, J., mgr., 1974
 Zeigler, Douglas C. (Doug), TE, 199-9-2000-01-02 (co-c)
 Zeppelin, Deron, TE, 1987; OL, 1988
 Zettergren, Joshua P. (Josh), WR, 2007
 Zettergren, Thomas A. (Taz), TE, 2013-14-15-16
 Zuccaro, Christopher B. (Chris), video, 2001-02-03
 Zullo, Michael, mgr., 1985-86

OLE MISS PAGEANTRY

THE GROVE

When Billy Brewer became head football coach at Ole Miss in 1983, he was searching for a way to allow his team to experience the atmosphere and pageantry Rebel fans enjoyed in The Grove while tailgating on gameday. The Grove is a 10-acre grassy plot of ground in the center of campus that is heavily shaded by large oak trees.

Taking a different route two hours before kickoff each home game, Brewer would walk with the team from Kinard Hall, the athletic dormitory, across campus to Vaught-Hemingway Stadium.

In 1985, Brewer started going the same route each Saturday as the team would enter The Grove on the east side of the Student Union and proceed down a sidewalk that runs through The Grove. Ole Miss fans fight for position on both sides of the sidewalk and greet the players with loud cheers. The braver fans even reach out and touch the players as they pass before them.

In the fall of 1998, a "Walk of Champions" arch was erected on the east side of The Grove, where the Rebel players begin their walk for every Saturday home game. The "Walk of Champions" arch was given to the University by the 1962 Rebel football team, which is the only squad in Ole Miss football history to finish a campaign with a perfect record (10-0). The 1962 team won the SEC title and was also named National Champion by the Litkenhous Ratings.

What has become a tradition on Ole Miss football Saturdays continues under head coach Hugh Freeze.

The Grove and Ole Miss produce one of the most unique college football experiences in the South and nationwide. *Sporting News* ranked it among college football's greatest traditions and described The Grove as "the Holy Grail of tailgating sites." In listing America's top sports colleges, *Sports Illustrated* named Ole Miss the nation's No. 1 tailgating school.



Widely recognized as one of the best tailgating experiences in the country, The Grove has been featured in such publications as The New York Times, Sports Illustrated and Sporting News.

OLE MISS

The University's nickname — Ole Miss — became part of the institution over 100 years ago, in 1896, when it was selected in a contest held to identify a new student publication, the yearbook. It was suggested by Miss Elma Meek of Oxford. Each succeeding issue of the annual has been given this copyrighted identity. The name gradually became synonymous with the University and is now a treasured segment of University history. The late Frank E. Everett, Jr., B.A. '32, LLB '34, put it best when he wrote:

There is a valid distinction between The University and Ole Miss even though the separate threads are closely interwoven.

The University is buildings, trees and people. Ole Miss is mood, emotion and personality. One is physical, and the other is spiritual. One is tangible, and the other intangible.

The University is respected, but Ole Miss is loved. The University gives a diploma and regretfully terminates tenure, but one never graduates from Ole Miss.

REBELS

The name REBELS emerged as Ole Miss' official athletic nickname in 1936. Suggested by Judge Ben Guider of Vicksburg, it was one of five entries submitted to Southern sports writers for final selection from a list totaling more than 200 proposed nicknames. The promotion was a contest sponsored by *The Mississippian*, the student newspaper. Of the 42 newsmen contacted, 21 responded. "Rebels" was the choice of 18. The University Athletic Committee made the name official with the Committee chairman, the late Judge William Hemingway, stating: "If 18 sports writers wish to use 'Rebels', I shall not rebel, so let it go 'Ole Miss Rebels.'"

RED & BLUE

In 1893, when Ole Miss' first football team was in training for a five-game season, Dr. A.L. Bondurant, organizer and manager-coach, later recalled that "the team had much discussion as to the colors that should be adopted, but it was finally suggested by the manager that the union of the Crimson of Harvard and the Navy Blue of Yale would be very harmonious, and that it was well to have the spirit of both of these good colleges." These were adopted as the football colors, and have since been adopted by the University as its athletic colors. The PMS numbers for the Ole Miss red and blue are as follows: Red 186, Blue 2767.

HOTTY TODDY

Are You Ready?
Hell Yeah! Damn Right!
Hotty Toddy, Gosh Almighty,
Who The Hell Are We? Hey!
Flim Flam, Bim Bam
Ole Miss By Damn!

Ole
Miss



Rebel joined the Ole Miss Family in 2010-11. A student-led initiative to find a new on-field mascot concluded with the announcement of Rebel on Oct. 14, 2010, and he made his first public appearance April 5, 2011 at Blair E. Batson Hospital for Children in Jackson, Miss.

HOMECOMING AT OLE MISS

Homecoming at Ole Miss was formed as a weekend when alumni would reunite on the Oxford campus. It wasn't until 1924 that Homecoming became centered around a Rebel football game.

November 22, 1924, is recognized as the first official Homecoming football celebration at Ole Miss. On that day, the Rebels defeated Mississippi College 10-6. Since then, the Homecoming football game and Homecoming weekend have been an annual event at Ole Miss.

Homecoming is a tradition on nearly every collegiate campus. At Ole Miss, it holds a special place in the hearts of all University alumni and current students. In 1928, the University students felt it a privilege to invite all former graduates back to the Ole Miss grounds.

"We bid hearty welcome to the alumni on the campus today," wrote J.P. Dale, the editor of *The Mississippian*. "It is always a pleasure for the student body to receive you, and to attempt to make you feel at home here as of yore. There are many ties that bind the old grad to his Alma Mater, but the greatest of all the ties, and the one lasting tie, is that feeling of love and veneration of the traditions of Ole Miss."

The first Homecoming parade is believed to have taken place in 1930. That year, students held a pep

rally followed by a huge bonfire where freshmen dressed in pajamas and joined the Ole Miss marching band as the procession continued on toward downtown.

The Homecoming parade, which has a wide range of participants from the University, still takes place today with the help of the Oxford community. The University celebrates by inducting five new members into the Ole Miss Alumni Hall of Fame. It also honors tradition by selecting a Homecoming Queen and her court.

The Rebels have found much success when hosting a foe on Homecoming. Entering this year's date with Vanderbilt, Ole Miss owns an impressive 72-15-2 record in Homecoming games. The Rebels have won 28 of the last 33 Homecoming contests.



2016 Homecoming Queen Mary Kathryn Phillips takes the field at halftime of the Memphis game.

ALMA MATER

Way down south in Mississippi
There's a spot that ever calls

Where among the hills enfolded
Stand ole Alma Mater's halls

Where the trees lift high their branches
To the whisp'ring southern breeze

There Ole Miss is calling, calling
To our hearts' fond memories.

With united hearts we praise thee,
All our loyalty in thine,

And we hail thee, Alma Mater,
May thy light forever shine;

May it brighter grow and brighter
And with deep affection true,

Our thoughts shall ever cluster 'round thee,
Dear old Red and Blue.

May thy fame throughout the nation,
Thru thy sons and daughters grow,

May thy name forever waken,
In our hearts a tender glow,

May thy counsel and thy spirit
Ever keep us one in this,

That our own shall be thine honor,
Now and ever, dear Ole Miss.

Words by Mrs. A. W. Kahle
Music by W. F. Kahle '25
Rev. by Ruth McNeil '37

OLE MISS CREED

The University of Mississippi is a community of learning dedicated to nurturing excellence in intellectual inquiry and personal character in an open and diverse environment. As a voluntary member of this community:

- I believe in respect for the dignity of each person
- I believe in fairness and civility
- I believe in personal and professional integrity
- I believe in academic honesty
- I believe in academic freedom
- I believe in good stewardship of our resources

I pledge to uphold these values and encourage others to follow my example

ALL-TIME HOMECOMING RESULTS

(Won 72, Lost 15, Tied 2)

Nov. 22, 1924 Mississippi College 10-6	Oct. 20, 1951 Tulane 25-6	Oct. 19, 1974 South Carolina 7-10	Sept. 27, 1997 Vanderbilt 15-3
Nov. 21, 1925 Southwestern 31-0	Nov. 1, 1952 LSU 28-0	Oct. 11, 1975 Georgia 28-13	Oct. 24, 1998 Arkansas State 30-17
Oct. 16, 1926 Loyola (Chicago) 13-7	Oct. 10, 1953 Vanderbilt 28-6	Oct. 9, 1976 Georgia 21-17	Oct. 9, 1999 Tulane 20-13
Nov. 5, 1927 LSU 12-7	Oct. 16, 1954 Tulane 34-7	Oct. 22, 1977 Vanderbilt 26-14	Oct. 28, 2000 UNLV 43-40 (OT)
Nov. 3, 1928 Clemson 26-7	Oct. 22, 1955 Arkansas 17-7	Oct. 14, 1978 Kentucky 17-24	Oct. 20, 2001 Middle Tennessee 45-17
Nov. 2, 1929 Sewanee 6-6	Oct. 13, 1956 Vanderbilt 16-0	Oct. 27, 1979 Vanderbilt 63-28	Oct. 12, 2002 Arkansas State 52-17
Oct. 18, 1930 Sewanee 7-13	Nov. 9, 1957 LSU 14-12	Oct. 18, 1980 Florida 3-15	Oct. 11, 2003 Arkansas State 55-0
Nov. 7, 1931 Sewanee 0-7	Nov. 8, 1958 Houston 56-7	Oct. 24, 1981 Vanderbilt 23-27	Oct. 2, 2004 Arkansas State 28-21
Nov. 12, 1932 Sewanee 27-6	Oct. 17, 1959 Tulane 53-7	Oct. 16, 1982 TCU 27-9	Oct. 8, 2005 Citadel 27-7
Oct. 21, 1933 Sewanee 41-0	Oct. 29, 1960 LSU 6-6	Oct. 22, 1983 Vanderbilt 21-14	Oct. 7, 2006 Vanderbilt 17-10
Oct. 27, 1934 Sewanee 19-6	Oct. 28, 1961 Vanderbilt 47-0	Sept. 29, 1984 Tulane 19-14	Oct. 6, 2007 Louisiana Tech 24-0
Oct. 19, 1935 Florida 27-6	Oct. 6, 1962 Houston (in Jackson) 40-7	Oct. 26, 1985 Vanderbilt 35-7	Oct. 4, 2008 South Carolina 24-31
Oct. 24, 1936 Catholic University 14-0	Oct. 26, 1963 Vanderbilt 27-7	Oct. 18, 1986 SW Louisiana 21-20	Oct. 17, 2009 UAB 48-13
Oct. 9, 1937 Saint Louis 21-0	Oct. 3, 1964 Houston 31-9	Oct. 24, 1987 Vanderbilt 42-14	Nov. 6, 2010 Louisiana-Lafayette 43-21
Oct. 22, 1938 Centenary 47-14	Oct. 9, 1965 Florida 0-17	Nov. 5, 1988 Tulane 9-14	Nov. 12, 2011 Louisiana Tech 7-27
Oct. 21, 1939 Saint Louis 42-0	Oct. 15, 1966 Southern Miss 14-7	Nov. 13, 1989 Vanderbilt 24-16	Oct. 13, 2012 Auburn 41-20
Oct. 19, 1940 Duquesne 14-6	Oct. 21, 1967 Southern Miss 23-14	Oct. 20, 1990 Arkansas State 42-13	Oct. 26, 2013 Idaho 59-14
Oct. 4, 1941 Southwestern 27-0	Oct. 19, 1968 Southern Miss 21-13	Oct. 26, 1991 Vanderbilt 27-30	Oct. 18, 2014 Tennessee 34-3
Oct. 19, 1946 Louisiana Tech 6-7	Oct. 18, 1969 Southern Miss 69-7	Nov. 7, 1992 Memphis 17-12	Oct. 10, 2015 New Mexico State 52-3
Sept. 20, 1947 Kentucky 14-7	Nov. 7, 1970 Houston 24-13	Nov. 13, 1993 Northern Illinois 44-0	Oct. 1, 2016 Memphis 48-28
Oct. 9, 1948 Vanderbilt 20-7	Oct. 23, 1971 Vanderbilt 28-7	Oct. 29, 1994 LSU 34-21	
Oct. 1, 1949 Kentucky 0-47	Oct. 21, 1972 Florida 0-16	Oct. 28, 1995 Vanderbilt 21-10	
Oct. 7, 1950 Boston College 54-0	Oct. 27, 1973 Vanderbilt 24-14	Nov. 16, 1996 LSU 7-39	

CHARLIE CONERLY MEMORIAL SCHOLARSHIP

Ole Miss football stand-out Charlie Conerly was an unassuming man — never one to blow his own horn. He rarely celebrated after scoring a touchdown. He would simply hand the ball to the referee and trot to the sideline.



“Charlie was a shy man,” said New York Giants teammate Frank Gifford. “He didn’t want to stand out. He didn’t even like trophies. He was very sensitive about receiving praise.”

Off the field, Conerly also remained reserved. Perian Conerly said that her late husband wouldn’t understand why the Charlie Conerly Memorial Athletic Scholarship at the University of Mississippi was named in his honor, but he would be thrilled about the opportunity the scholarship provided.

“Charlie never would have gone to college without his football scholarship at Ole Miss,” she said. “That opportunity changed his life.”

One of the greatest football players ever to wear an Ole Miss uniform and a beloved alumnus, Conerly will be remembered for generations to come through the Charlie Conerly Memorial Athletic Scholarship. The \$100,000 endowment was set up by his wife for deserving student-athletes.

“The endowment is a widow’s mite when compared to other donations, but it’s a very important scholarship for future players,” she said.

A Clarksdale, Miss., native, Conerly passed away Feb. 13, 1996, after a lengthy illness. Affectionately known as Chunkin’ Charlie, the former quarterback thrilled Ole Miss fans as he led the Rebels to their first Southeastern Conference Championship in 1947 and a victory over Texas Christian University in the Delta Bowl.

Conerly earned three letters at Ole Miss, playing in 1942, 1946 and 1947, earning All-America honors his senior season and All-SEC accolades twice. He interrupted his undergraduate career to serve with the U.S. Marines in World War II.

After graduation, Conerly joined the NFL’s New York Giants, leading them to the 1956 NFL Championship. He was named 1948 NFL Rookie of the Year and the League’s Most Valuable Player in 1959. Conerly ended his career in 1961 with 1,418 career completions, including 173 touchdown passes. His Giants number 42 was retired in 1962. “Charlie had an incredible arm and a great feel for the game,” said Gifford. “He was a tremendous athlete, and by the end of his career, he was a sports hero for New York.” Perian Conerly authored “Backseat Quarterback” (*Doubleday 1963*), detailing the couple’s experiences during his professional football years. After retiring, Conerly and his wife returned to Mississippi, and they often traveled to Oxford on football weekends.


Conerly’s honors include induction into the National College Football Hall of Fame, Mississippi Sports Hall of Fame, Ole Miss Alumni Hall of Fame, and Ole Miss Athletic Hall of Fame. He also received the Distinguished American Award from the Ole Miss Chapter of the National Football Foundation and College Hall of Fame and was selected by Rebel fans as a back on the Ole Miss Football Team of the Century. As a college player, Conerly was also named the Atlanta Touchdown Club’s SEC Back of the Year and the *Nashville Banner’s* SEC Player of the Year.

A prestigious trophy named in his honor, the C Spire Conerly Trophy, is awarded annually to Mississippi’s most outstanding collegiate football player. Designed to be the Mississippi equivalent of the Heisman Trophy, the award is open to all Mississippi players, regardless of school size or position. The original bronze sculpture is permanently housed in the Mississippi Sports Hall of Fame and Museum

in Jackson, and a replica is on display at Ole Miss in Hollingsworth-Manning Hall, the school’s athletics memorabilia area located on the second floor of the Michael S. Starnes Athletic Training Center.

To learn more about the endowment, including details about making a tax-deductible contribution, contact the University of Mississippi Foundation at 1-800-340-9542.

- *University Communications*



CONERLY TROPHY

Awarded annually to Mississippi’s top collegiate football player

PAST RECIPIENTS

- 1996 Tregnel Thomas, Delta State
- 1997 **Stewart Patridge, Ole Miss**
- 1998 James Johnson, Mississippi State
- 1999 **Deuce McAllister, Ole Miss**
- 2000 Josh Bright, Delta State
- 2001 **Eli Manning, Ole Miss**
- 2002 Rod Davis, Southern Miss
- 2003 **Eli Manning, Ole Miss**
- 2004 Michael Boley, Southern Miss
- 2005 Jerious Norwood, Mississippi State
- 2006 **Patrick Willis, Ole Miss**
- 2007 Damion Fletcher, Southern Miss
- 2008 Juan Joseph, Millsaps College
- 2009 Anthony Dixon, Mississippi State
- 2010 Chris White, Mississippi State
- 2011 Austin Davis, Southern Miss
- 2012 **Bo Wallace, Ole Miss**
- 2013 Gabe Jackson, Mississippi State
- 2014 Dak Prescott, Mississippi State
- 2015 Dak Prescott, Mississippi State
- 2016 **Evan Ingram, Ole Miss**




OLE MISS WINNERS




Stewart Patridge, 1997



Deuce McAllister, 1999



Eli Manning, 2001 & 2003



Patrick Willis, 2006



Bo Wallace, 2012



Evan Ingram, 2016

J.W. "WOBBLE" DAVIDSON SCHOLARSHIP



It's a funny thing about sports and nicknames. They seem to go hand-in-hand. Whether it's quarterbacks named "Easy" or linemen named "Slim", a nickname follows you for the rest of your life. Such was the case with J.W. "Wobble" Davidson.

Never one to let the spotlight hit him, Davidson spent three years playing left end for Ole Miss, before returning to his alma mater as an assistant coach. He gave up the idea of playing pro football to enter the Marine Corps to fight in World War II. He never thought twice about it. He never even left Oxford, returning after the war to spend his days at the place he called home.

Davidson's love for Oxford and his alma mater proved just as great in his family life as it did in his professional life. A proud father


of two, Wobble, his wife Sara, son Don and daughter Debra all attended Ole Miss. Davidson spent 11 years as head tennis coach and 23 years as the M-Club Advisor, mentoring student-athletes into productive members of society. He and his family even lived in the athletic dorms on campus.

It was his love for Ole Miss that the J.W. "Wobble" Davidson Scholarship fund was established. Given to the children of former Ole Miss letterwinners, the scholarship helps make sure that those who love the University as much as Wobble will always have the opportunity for their children to attend Ole Miss.

Davidson graduated from Ole Miss in 1942, earning three letters in football, three in track and two in basketball for the Rebels. A member of the Mississippi Sports Hall of Fame and the Ole Miss Sports Hall of Fame, Davidson also earned his master's degree from Ole Miss.

To learn more about the J.W. "Wobble" Davidson Scholarship Fund, including details about making a tax-deductible contribution, contact Clay Cavett at the UM Alumni Office at 662-915-7375.

LARRY L. JOHNSON SCHOLARSHIP



Larry L. Johnson of Jackson wants to help young men benefit from the same opportunity in life he received: a football scholarship to the University of Mississippi that enabled him to participate in the sport he loved while pursuing degrees for a successful career.

The retired BellSouth executive - whose football career at Forest High School in Scott County captured the attention of UM coaches - has established a scholarship endowment with more than \$100,000. The first in his family to attend college, Johnson received an athletics scholarship that allowed him to earn two business degrees and play wingback and outside linebacker on three championship football teams (1961, '62 and '63).

Desiring to give back to his college and home community, Johnson's scholarship agreement stipulates that preference should be given to Scott County football signees when possible.

Known to the Ole Miss family as "Larry Leo," Johnson has been active in the M-Club alumni chapter for athletes. He served on the M-Club's board of directors and has organized and directed many team reunions. As Student M-Club president in 1963, Johnson helped establish the J.W. Davidson Scholarship fund to honor the legendary Ole Miss coach and has been a regular contributor since that time. He also is an Ole Miss Athletics Foundation member.

He holds bachelor's and master's degrees in business and is a past chair of the Business Advisory Board at the UM School of Business Administration. He is a major contributor to the Business Order and has guest lectured under the business school's Otho Smith Fellows Program.

An active civic leader in Jackson, Johnson continues to give of his time and resources to the community in many areas since retiring from BellSouth in 2000 after 33 years as an executive with the company. Both of Johnson's sons, Rick and Scott, graduated from Ole Miss. Larry and his wife, Rita Parks Johnson, live in Madison, and they have a blended family of five, with multiple grandchildren.

JOEY EMBRY MEMORIAL SCHOLARSHIP



During football camps under sun-drenched skies on the Oxford campus, Joey Embry decided he wanted to be an Ole Miss Rebel. In 1995, at the end of his stellar prep career at Bruce (Miss.) High School, the scholarship offer came.

Embry was a member of the Rebel football team for two years before his tragic death on May 19, 1998, when he drowned just months before he was expected to be a major contributor on the offensive line.

His Rebel teammates dedicated the 1998 season to his memory and wore Embry's name and number on their helmets.

Family and friends are keeping his spirit alive through the Joey Embry Memorial Scholarship Fund, established to help student-athletes at The University of Mississippi. "I think Joey would be really proud of the scholarship fund," said his mother, Gwen Embry, "not because it is honoring him, but because it will help so many other students."


Embry's roommate and fellow teammate Bobby Killion, a former Ole Miss center, said, "Joey touched the lives of so many people while having an influence on those who came in contact with him. He was a great man and is missed by a lot of people. I know I'll miss him for the rest of my life."

Embry left a strong impression on the Ole Miss community, providing leadership both on and off the playing field. As a business administration major, he excelled academically, making the UMAA Honor Roll and the SEC Academic Honor Roll. He also was active in the Fellowship of Christian Athletes (FCA).

In addition to the scholarship fund, Weyerhaeuser Co. donated equipment to Ole Miss' Starnes Athletic Training Center in memory of the Ole Miss football player.

Individuals and organizations can contribute to the Joey Embry Memorial Scholarship Fund through The University of Mississippi Foundation, P.O. Box 249, University, MS 38677; phone 800-340-9542; e-mail umf@olemiss.edu.

WESLEY WALLS SCHOLARSHIP



Former Ole Miss All-America tight end Wesley Walls of Pontotoc, Miss., and his wife, Christy, have endowed a football scholarship at Ole Miss.

The \$100,000 gift is used to provide a football scholarship to any Ole Miss signee from Pontotoc County.

Walls, a five-time Pro Bowler with the Carolina Panthers of the National Football League, enjoyed a 14-year NFL career, playing with San Francisco and New Orleans prior to joining the Panthers. He retired in 2004 after one season with the Green Bay Packers.

"I received so much from Ole Miss, not only an education and a chance to play college football, but also as a person," Walls said.

"I met my wife here and we truly love Ole Miss and her people. This scholarship represents a way to come back and help Pontotoc County. There are a lot of good athletes over there."

At Ole Miss, Walls earned four letters and excelled both on the field and in the classroom. He came to Oxford in 1985 as a defensive end, but also played tight end his senior campaign when he became one of the nation's few two-way players in 1988.

Following his senior year, Walls was selected first team All-America at tight end by the Associated Press. He was also a first team All-SEC pick, was selected Mississippi's Amateur Athlete of the Year and was chosen as one of three permanent Ole Miss team captains.

Off the field, Walls compiled a 3.41 GPA in General Engineering, earned Academic All-America honors, was a three-time Academic All-SEC pick, was selected Colonel Rebel at Ole Miss, was named to the University of Mississippi Hall of Fame and received an NCAA Postgraduate Scholarship. He was selected as one of 11 National Football Foundation and Hall of Fame Scholar-Athletes and was chosen to give the response at the awards dinner in New York City.

Walls finished his NFL career with 450 catches for 5,291 yards and 54 touchdowns. Upon his retirement, he was considered one of the premier tight ends in the game.

PARK STEVENS MEMORIAL SCHOLARSHIP



Park Stevens, a native of Columbus, Mississippi, and a graduate of New Hope High School, walked on to the Ole Miss football team in the spring of 2013 after spending two seasons at East Central Community College. He participated in spring drills with the Rebels and was looking forward to his first season with a Southeastern Conference team. Stevens' hopes were cut short by a tragic automobile accident July 3, 2013, when Stevens died instantly at the age of 20.

"Park had such a magnetic personality. He didn't meet a stranger," former East Central Community College coach Brian Anderson told The Clarion-Ledger. "He was just an outstanding young man. He just had personality for days."

"He was a tremendous young man that was loved by his teammates and coaches, and Rebel Nation will never forget him," said Ole Miss coach Hugh Freeze. "Our thoughts and prayers are with the Stevens' family, his friends, our team and all those he touched during his life."

His parents, Dean and Gail, established the Park Stevens Memorial Scholarship Fund with the UM Foundation in his memory. Gifts may be made by sending a check with the fund noted in the memo line to the UM Foundation, P.O. Box 249, University, Miss. 38677; or by visiting www.umfoundation.com/makeagift.

VAUGHT-HEMINGWAY STADIUM/HOLLINGSWORTH FIELD

On the southeast side of the University of Mississippi campus stands historic Vaught-Hemingway Stadium, a landmark of Ole Miss tradition and an anchor for the strong future of Rebel Football.

The stadium has received several upgrades in the last few years and most recently debuted a significant expansion in 2016 that increased the capacity to 64,038, making Vaught-Hemingway the largest stadium in the state of Mississippi.

The facelift provides Rebel fans with an even greater gameday atmosphere and more seating. The north side of the stadium was closed in to provide additional student seating and transformed into an exciting new “front door.” With the exception of the Lloyd Bell Tower, the north plaza, including the Jake Gibbs Letterwinner Walk, will open this fall, while the expected completion of the Lloyd Bell Tower is spring of 2018.

Other enhancements include a new videoboard and sound system, stadium lights, as well as a natural grass playing surface returning to Hollingsworth Field for the first time since 2002.

A green space will soon extend the Walk of Champions from The Grove all the way to the new plaza to put the polishing touches on one of the nation’s elite college football facilities. For its efforts in stadium enhancements, Ole Miss is one of 10 facilities (pro or collegiate) to earn the 2017 Facility of Merit Award.

As part of the \$200 million Forward Together capital campaign, the south end zone was also renovated to add 30 luxury suites and 770 club level seats, and the west suites were all refinished for the 2015 season.

Upgrades leading up to the 2013 season included the removal of sideline platforms and bricking the east and west side facade, as well as a team halftime locker room and the addition of two on-field suites.

From 2009-15, the playing surface was FieldTurf synthetic grass. It was natural grass from its beginning until 1970, AstroTurf from 1970-84, natural grass again from 1985-2002 and AstroPlay synthetic from 2003-08.

The stadium increased its capacity to 60,580 in 2002 with the bowling in of the south end zone.

With the additional seating, the Rebels have set record-breaking attendance figures over the last 13 years, drawing all 10 of the largest crowds in school history. The momentous Ole Miss-Alabama encounter in 2009 attracted a crowd of 62,657, the second largest ever to watch a football game on campus in Mississippi. The Rebels’ matchup with LSU in 2003 gathered 62,552 fans, and the 2004 Tennessee game drew 62,028.

The stadium, known as Hemingway Stadium for much of its existence, began its long historic life in 1915 when students at the University helped in the construction of the first football grandstand at the site of the present field. The construction of the stadium and its permanent foundation was a three-year (1939-41), federally-sponsored project. Stadium capacity was originally listed at 24,000.

During the summer of 1988, the stadium received a major facelift, highlighted by a new press box, new aluminum sideline seating and a club level section for 700 people. Renovations continued in the summer of 1990 when lights were added to the stadium. A Sony JumboTron scoreboard/message center was added for the 1997 season.

In 1998, the Guy C. Billups Rebel Club Seating area was completed, placing an upper deck on the east side of Vaught-Hemingway Stadium. The addition, which includes a special seating section with an enclosed concession and lounge area, pushed capacity to over 50,000.

The stadium is named for the late Judge William Hemingway

(1869-1937), a professor of law and longtime chairman of the University’s Committee on Athletics. On Oct. 16, 1982, John Howard Vaught saw his name added to the stadium. Vaught compiled a 190-61-12 record as head football coach at Ole Miss and brought the Rebels National Championships in 1959, 1960 and 1962. At the 1998 season opener vs. Memphis, the field was named in honor of Dr. Jerry Hollingsworth for his continuing generous support to Ole Miss Athletics.




Coach John Vaught



Judge William Hemingway



Dr. Jerry Hollingsworth



The Rebels boast an all-time record of 268-97-8 at Vaught-Hemingway Stadium.



TOP 10 CROWDS

	Attendance	Opponent	Year
1.	66,176	Alabama	2016
2.	66,038	Mississippi State	2016
3.	65,927	Auburn	2016
4.	65,889	Memphis	2016
5.	65,843	Georgia	2016
6.	64,232	Wofford	2016
7.	62,657	Alabama	2009
8.	62,552	LSU	2003
9.	62,090	Auburn	2014
10.	62,080	Tennessee	2014


THROUGH THE YEARS



1895 (old baseball field)




1952



1980



1998



2002



2016

MANNING CENTER

Among the finest facilities in all of college athletics, the Olivia and Archie Manning Athletics Performance Center at Ole Miss is the crown jewel in the growing athletics compound surrounding Vaught-Hemingway Stadium.

Ole Miss named the facility in honor of the Mannings in 2013, recognizing their extraordinary contributions to the University of Mississippi.

The renovation and expansion of the Manning Center was made possible by gifts to the Forward Together Campaign. In partnership with Ole Miss Athletics, the Manning family and the family of Billy Van Devender made significant contributions to the campaign in order to honor Olivia and Archie in this special way.

"The Manning Center speaks a great deal to our donor support, our athletics tradition and the future of our program," said Ole Miss athletics director Ross Bjork. "I have been all over the nation, and this is one of the most impressive out there. We are excited about the numerous enhancements we've made to this facility, and it will continue to serve as a tremendous recruiting asset for all of Ole Miss Athletics."

Located beside the South End Zone of Vaught-Hemingway Stadium, the Rebels moved into the spectacular \$18 million multi-purpose structure in fall 2004.

As part of the Forward Together campaign, a \$12.5 million renovation and expansion commenced in early 2013. The project was built in phases and completed in early 2014.

Among the upgrades was the construction of a full kitchen and dining hall that is part of the Ole Miss dining program and open to every student, faculty and staff member. The "Grill at 1810" provides a nutrition center for all Ole Miss student-athletes. The Roland and Sheryl Burns Team Meeting Room was constructed on the north end of the facility lawn between the building and the south end zone of Vaught-Hemingway Stadium. It seats approximately 200, doubling the capacity of the previous team room, and the meeting area was outfitted with state-of-the-art audio/video equipment and coaching software. Adjacent to the team room is a new head coach's office, putting all of the staff on the same level in the renovated coaching suite.

In addition to the team room, a new front door and recruiting room was added on the site of the old team room and pays tribute to the contributions of Ben Williams and James Reed, Ole Miss' first two African-American football student-athletes. The Williams-Reed Football Foyer celebrates the rich tradition of Rebel football with recruits, alumni and fans with interactive exhibits and memorable images from the program's history.

The existing weight room was expanded on the east side of the Manning Center, widening the area by 2,000 square feet. On the west side, the locker room was overhauled and enhanced to include new player lounges and renamed the Van Devender Family Foundation Locker Room. Also, the Mattingly Family Equipment Room has been renamed to honor the memory of the late Thomas J. Mattingly and his family. AECOM, CDFL and Tipton & Associates were the architects of the renovations and expansions to the Manning Center.



FEDEX STUDENT-ATHLETE SUCCESS CENTER

Since May 2007, Ole Miss student-athletes have benefited tremendously from their first-class on-campus learning environment - the FedEx Student-Athlete Success Center.

FedEx Corporation announced on April 14, 2005, a \$2.5 million gift over five years to the University of Mississippi to create such an elite academic support center for student-athletes.

The center provides state-of-the-art computer facilities and space for study halls and tutoring for men and women student-athletes, as well as additional classrooms for all students.

"FedEx has always been a strong supporter of educational initiatives at all levels," said Mike Glenn, executive vice president of marketing development and corporate communications. "This contribution to the University of Mississippi is an extension of our commitment to helping improve the academic resources available to students, and student-athletes in particular."

Glenn said FedEx and Ole Miss are committed to providing a strong academic foundation to enable students to reach their full potential.

"The FedEx Center is one of the best academic facilities in college athletics," said Athletics Director Ross Bjork. "It is the lifeblood of our student-athlete development and the chief recruiting tool for Ole Miss Athletics. Students come first in everything we do, and we cannot thank FedEx enough for their leadership and commitment."

The money was used to renovate a portion of the Starnes Athletic Center—which formerly housed football locker rooms, a weight room and training facilities—next to Vaught-Hemingway Stadium on All-American Drive. The 22,500-square-foot building now houses the Office of Student-Athlete Academic Support, including offices, conference rooms, 20 large and small group tutoring rooms, a large study area, a multi-media classroom, computer lab and 150-seat high-tech auditorium. The project was completed in May 2007 with an approximate cost of \$5 million.

In accepting the FedEx gift, university officials said the new center provides an important link in the university's goal to compete at the highest level in every aspect of its intercollegiate programs.

"American public universities are the best in the world largely because of the generosity of American corporations," said then-UM Chancellor Robert Khayat. "FedEx sets the standard for philanthropy by which others are measured. In this case, Ole Miss student-athletes are the primary beneficiaries, but all our students will benefit and, as a result, our entire state benefits."

In addition to this gift to the University, FedEx supports several endowed scholarship programs, the Whitten Chair in Law, the Lott Leadership Institute, the William Winter Institute for Racial Reconciliation and William Faulkner's historic home, Rowan Oak.



STARNES ATHLETIC TRAINING CENTER

Every aspect of Ole Miss athletics is geared toward the success of its student-athletes. The Michael S. Starnes Athletic Training Center provides a valuable role in the development and display of that success.

The multi-purpose Starnes Center has undergone many transformations through the years. It currently houses the Ole Miss information technology staff, temporary batting cages for Ole Miss Baseball through December 2017, a sizeable memorabilia collection, and multi-purpose uses for athletic training and equipment.

Formerly the Doc Knight Field House, the Training Center stands just north of Vaught-Hemingway Stadium and within walking distance of Tad Smith Coliseum, Swayze Field and the main athletics office complex.

The training room has been used by several sports. There are four offices for the athletic training staff, room for at least 13 treatment tables, six taping stations and countless rehabilitation equipment. It also contains a wet room with a whirlpool that help make up an environment for top-notch care and injury prevention for Rebel athletes.

The facility extends to the east into a similar structure which holds a massive weight room, a lobby, a conference room and offices. Connected to the west end is the FedEx Student-Athlete Success Center, a state-of-the-art complex opened in May 2007.

Starnes, the building's benefactor, donated \$1 million toward the facility as part of an extensive \$2.5 million renovation in 1995. A 1968 Ole Miss graduate, Starnes is president of Tennessee California Express, Inc., a transportation company.

Much of the history and the many accolades of Rebel athletics are displayed in two rooms on the second floor of the Starnes Center that make up Hollingsworth-Manning Hall.

The larger room is divided into four zones, with the North Wing reserved to honor the nine Ole Miss Rebels in the College Football Hall of Fame. The East Wing spotlights the 46 Ole Miss first-team All-Americans as well as Hall of Fame Coach John Vaught and the legacy of Chucky Mullins. The West Wing is reserved for baseball, track, tennis and golf All-Americans as well as Bruiser Kinard, the only player in Ole

Miss history inducted into both the College and Professional Football Hall of Fame. The South Zone honors Ole Miss All-Americans in men's and women's basketball as well as C. M. "Tad" Smith, who played and coached at Ole Miss and also served as Athletics Director.

The smaller room of Hollingsworth-Manning Hall is devoted entirely to an impressive memorabilia collection from the family of Ole Miss legend Archie Manning, which includes items of all three sons, Cooper, Peyton and Eli. The focal points of the exhibit are Super Bowl MVP photos of both Peyton and Eli hoisting the Lombardi Trophy.

Dr. Jerry Hollingsworth, an Ole Miss alumnus and general practitioner in Ft. Walton Beach, Florida, joined forces with former Rebel quarterback Archie Manning to establish the recruitment/memorabilia center. It is faithfully maintained and updated by Langston Rogers, Special Assistant to the Athletics Director for History.



OLE MISS ATHLETICS FACILITIES

OXFORD-UNIVERSITY STADIUM/SWAYZE FIELD



Ole Miss boasts one of the nation's premier college baseball venues. Mike Bianco's Rebels have annually ranked among the top five in college baseball attendance, while hosting seven NCAA Regionals and three Super Regionals.

THE PAVILION AT OLE MISS



Home to the Ole Miss men's and women's basketball teams, The Pavilion at Ole Miss opened in January 2016 and is a 9,500 seat, state-of-the-art facility nestled next to Vaught-Hemingway Stadium.

OLE MISS TRACK & FIELD COMPLEX



Sparkling \$7.2 million renovation with top-of-the-line Beynon Sports Surface completed in September 2016.

OLE MISS SOFTBALL COMPLEX



Ole Miss' impressive softball field and hitting facility played host to the 2011 SEC Softball Tournament.

TUOHY CENTER



Opened in 2010, this \$13 million, 51,000-sq.-ft. facility includes team rooms, offices and two practice courts.

GILLOM CENTER



A massive 2017 renovation makes this women's sports complex, including new volleyball court, an elite training facility.

OLE MISS SOCCER STADIUM



Known for its immaculately kept pitch, Ole Miss soccer boasts a beautiful facility adjacent to the GilloM Center.

PALMER-SALLOUM TENNIS CENTER



Dramatic enhancements were made in 2012 to what was already one of the nation's top tennis facilities.

OLE MISS GOLF COURSE



The Rebel golf teams enjoy a recently renovated short-game facility adjacent to the Whitten Golf Center.

PATRICIA C. LAMAR CENTER



The Patricia C. Lamar National Guard Readiness Center is easily one of the top college rifle facilities in the nation.

ATHLETICS ADMINISTRATION BUILDING



Opened in 2008, this luxurious facility is home to most of the major departments within athletics administration.

HEALTH AND SPORTS PERFORMANCE

Under the leadership of athletics director Ross Bjork, Ole Miss launched the unique and comprehensive Health and Sports Performance program in July 2012, which takes a holistic approach to providing optimal health care for the demands of elite student-athletes. Through a complete collaboration between all services provided in the Health and Sports Performance model, Ole Miss is ensured not only healthy student-athletes, but ones that can achieve peak performance. These services include strength and conditioning, athletic training, team physicians, physical therapy, massage therapy, sports psychologist and sports nutrition.

“Our team of Health and Sports Performance professionals strive to provide quality health and sports performance services based on the latest in health and strength training research,” said Shannon Singletary, Senior Associate A.D. for Health and Sports Performance. “By doing this we hope to not only provide our student-athletes with a better chance of winning on the field but also give them an opportunity to lead a healthy lifestyle.”

Ole Miss Health and Sports Performance has strong working relationships with student health services, local physicians and Baptist Memorial Hospital-North Mississippi, which is located just miles from the Oxford campus. The department also taps into its own University of Mississippi Medical Center in Jackson for world-class treatment from multiple specialties including orthopedics, neurology and cardiology.

The Rebels enjoy a partnership with a team of orthopedic surgeons that includes: Daniel Boyd, M.D.; Kure Luber, M.D. and Cooper Terry, M.D., from Oxford Orthopedic and Sports Medicine, as well as William Geissler, M.D. and Bob McGuire, M.D., from the University of Mississippi Medical Center.

Jeff Dennis, M.D., also provides primary care services as a part of the Internal Medicine Associates of Oxford.

Ole Miss’ athletic trainers begin treatment and rehabilitation as early as 6 a.m. and are available until the last student-athlete is finished with practice or competition. There are currently six athletic training facilities on campus with the two main athletic training rooms located in the Starnes Athletic Training Center and the Manning Center. In addition, there are four satellite athletic training rooms located in Tad Smith Coliseum, Tuohy Basketball Center, Gillom Sports Center and Oxford-University Stadium/Swayze Field.

The main athletic training rooms are stocked with equipment such as digital x-ray systems, stationary bikes, laser therapy equipment, therapeutic modalities, underwater treadmills and Biodex testing equipment. Each component is strategically designed to not only give the student-athletes the best care but also aid in returning them to competition as quickly and safely as possible.



Shannon Singletary
Senior Associate AD



Pat Jernigan
Head Athletic Trainer



Larandust Coleman
Senior Athletic Trainer



Ray Lysinger
Assistant Athletic Trainer



Dr. Marshall Crowther
Medical Director/Sports
Medicine Physician



Kate Kirby
Sports Dietician



Josie Nicholson
Sports Psychologist

REBEL STRENGTH AND CONDITIONING

MISSION

The mission of this strength and conditioning program is to prepare athletes to adapt and thrive under the stress load of practicing and competing in football - with specific consideration of the relevant biomotor abilities, metabolic demands, psychological factors and injury risk associated with the sport.

We will demand discipline, relentlessness and intelligent effort while we work toward improving each athlete’s skill level. We will cultivate a high-energy, up-tempo environment where enthusiasm and competition will flourish. We will attack this mission with a scientifically supported, comprehensive approach and specific considerations of the metabolic demands and injury risks of our sport. Training must prepare the athlete for the specific competitive stress load of their sport.

Top priority is to improve high speed, loaded and unloaded, total body coordination and

mechanical efficiency. We will imitate the demands of football by striving to produce as many maximal or near maximal contractions as often as possible in training. Our team must be conditioned to handle and thrive at a relentless, up tempo pace. Everything we do in training is done to help the athletes more efficiently execute the movement requirements of their sport. We will demand discipline, intensity and intelligent effort while we work towards improving physical capabilities. We will cultivate a high energy environment where enthusiasm and competition will flourish.

The environment in the weight room must be one of high effort, intensity and excitement. An attitude will be established through training that will carry over onto the playing field. Discipline, hard work and vigor will become permanent traits of the athletes.

There are no greater facilities at which to train athletes than the majestic Manning Center. When entering the Manning Center’s 20,000-square-foot weight room, the Ole Miss players are quickly reminded of the championship philosophy that head football strength coach Paul

Jackson and the Rebel staff set forth. The facility, which is entering its 12th year of existence and was renovated in 2014, is enhanced with visual messages and houses state-of-the-art training equipment. Besides the hundreds of weights, the room also contains a variety of Hammer Strength machines, numerous Life Fitness cardiovascular machines and a fully-stocked nutrition center.


With the Manning Center’s full-sized indoor practice field, the Rebels’ extensive workouts touch on every area of fitness and conditioning and prepare their bodies fully for intense SEC battles.



Paul Jackson
Head Strength &
Conditioning Coach



Dominic Studzinski
Assistant Strength &
Conditioning Coach



Joey Guarascio
Assistant Strength &
Conditioning Coach



Lanier Coleman
Assistant Strength &
Conditioning Coach



Julian Whitehead
Assistant Strength &
Conditioning Coach

OLE MISS ATHLETICS

VISION

The Department of Intercollegiate Athletics at The University of Mississippi will strive to be the number one academic and athletics program through the strong emphasis of core values and the opportunity to experience athletic pursuits at the highest level.

PURPOSE

The ultimate purpose of the Ole Miss Department of Intercollegiate Athletics is to develop students to their fullest potential through athletics.

CORE VALUES

Academic Excellence	University Integration
Integrity	Community Engagement
Social Responsibility	Competitive Excellence
Student-Athlete Welfare	

STUDENT-ATHLETE DEVELOPMENT - ACADEMICS

Ole Miss student-athletes not only have the opportunity to play in one of the best conferences in the nation, they also attend a university that is world-renowned for its academics. Led by Senior Associate Athletics Director for Student-Athlete Development Derek Cowherd, the Office of Student-Athlete Development is committed to helping all Ole Miss student-athletes achieve academic success. Cowherd is assisted by two associate directors, three assistant directors, five full-time academic counselors, four learning specialists, two academic interns, a graduate assistant and numerous tutors and academic mentors.

The mission of the FedEx Student-Athlete Success Center is to promote academic excellence and provide quality developmental and need-based programs to help student-athletes become independent and self-reliant learners. In an environment that promotes student development, the staff provides programming and support for all student-athletes from the time they arrive on campus through graduation and beyond. The staff provides resources, experience and knowledge empowering each student-athlete to reach his/her academic,

career and personal potential. The FedEx staff pursues this mission by promoting academic success with integrity, strict adherence to university, SEC and NCAA rules, and a dedication to excellence.

Ole Miss has a long history of academic success among its football players, ranking first among Southern schools with 24 Academic All-America selections, such as quarterback, Eli Manning. Also among football's NFL standouts are Patrick Willis (Wilma Rudolph Award Winner) and Terrence Metcalf (Rebel Reconnect Graduate).

The 2016-17 academic year saw the football team graduate at the highest number and percentage in over a decade. A total of 26 football student-athletes graduated from Ole Miss in 2016-17, with 9 planning to return for their final year of eligibility for the 2017-18 season. The football team's 991 Academic Progress Rate (APR) score is the highest single year rate in program history, and ranks 2nd in the SEC only to Vanderbilt.



Derek Cowherd
Senior Associate AD/
Student-Athlete
Development

Derek Johnson
Assistant Director
Offense

Justin Light
Senior Counselor
Offense

Mike Klaus
Academic Counselor
Defense

Jason Weathers
Academic Counselor
Defense

Among all sports, Ole Miss had 207 student-athletes named to the SEC Academic Honor Rolls in 2016-17 and earned its 3rd consecutive 3.00+ cumulative GPA in recorded history after Intersession. With Ole Miss athletics taking its place among the best in the nation, the FedEx Student-Athlete Success Center staff hopes that the Rebel graduates of today have a great impact in the future of tomorrow.

STUDENT-ATHLETE DEVELOPMENT - LIFE SKILLS

Student-Athlete Development - Life Skills is a well-rounded program to challenge our student-athletes to be lifelong learners while pursuing continuous improvement academically, relationally, socially, personally, and professionally during and beyond their careers as student-athletes.



Jennifer Saxon
Assistant AD/Student-
Athlete Development

Jessica Rizzi
Coordinator for
Student-Athlete
Development

Under the direction of Assistant Athletics Director for Student-Athlete Development Jennifer Saxon and coordinator Jessica Rizzi, the program consists of these five vital components:

- **The Commitment to Academic Excellence** is promoted through a full range of services that include orientation, advising, tutoring, academic skills training and the recognition of academic excellence.

- **The Commitment to Athletic Excellence** is developed by the department's 10 women's and eight men's intercollegiate sports teams. The sponsorship is based on equity and compliance to all University, NCAA and Southeastern Conference rules and regulations.
- **The Commitment to Career Development** is a joint effort of the Ole Miss Athletics Department and Career Center. The goal is to prepare student-athletes for their transition out of sports and into the career development process. Career development components of the program include special workshops and programs for student-athletes and a senior resume brochure.
- **The Commitment to Academic Excellence** is promoted through life skills and personal development seminars and sponsorship of the Student-Athlete Advisory Committee.
- **The Commitment to Service** is promoted - in conjunction with the University Counseling Center - through many community service projects throughout the year. Ole Miss student-athletes are very involved in the community as the community service program continues to grow.

NCAA COMPLIANCE

BOOSTER

A representative of the institution's athletics interests (booster) is an individual, independent agency, corporate entity or other organization who is known to have been involved in promoting the institution's athletics programs, made financial contributions to the athletics department or booster organizations or provided benefits to enrolled student-athletes and/or their families. For example, you are a booster if you have donated to the QB Club, purchased season tickets or employed a student-athlete.

EXTRA BENEFIT?

An extra benefit is any special arrangement by an institutional employee or a booster to provide a student-athlete (or their family) a benefit that is not generally available to other University students or is not expressly authorized by the NCAA. Examples of extra benefits include tickets to sporting events/concerts, reduced cost housing, meals, discounts on services, use of a car, etc. Extra benefits will jeopardize a student-athlete's eligibility.

WHO IS A PROSPECT?

A prospect is a student who has started classes for the ninth grade or above (seventh grade for men's basketball), is attending prep school or junior college or who has withdrawn from a four-year college and plans to transfer. A prospect remains a prospect until they enroll and attend classes for a regular term (i.e. not summer) at the University. This means a prospect remains a prospect even after verbally committing or signing a National Letter of Intent.

WHAT IS INSTITUTIONAL CONTROL?

Institutional control of athletics is a fundamental requirement of NCAA legislation. A University is required to educate boosters on NCAA rules and regulations and monitor the athletics program for adherence to those rules. The University is responsible for the actions of its alumni, boosters and fans. If you have any questions or concerns please contact our office at 662-915-1594.

For current NCAA news and rules follow us on Twitter @RebelCompliance or visit the Compliance web page at www.olemisssports.com.

DR. JEFFREY S. VITTER | CHANCELLOR



Jeffrey S. Vitter is the 17th chancellor of the University of Mississippi, as well as Distinguished Professor of Computer and Information Science. He is a renowned computer scientist, a passionate advocate for higher education, and an avid reader.

His 37 years' experience at noted universities Brown, Duke, Purdue, Texas A&M, and Kansas culminated in his "dream job" when he became chancellor of Mississippi's flagship university in January 2016. Since then, the University of Mississippi has attained the Carnegie R1 highest research activity designation, placing the school in the top 2.5% of the nation's colleges and universities. It is the state's largest and top-ranked university and has set records for student admissions, credentials, and retention.

Fueled by his belief in the power of higher education to transform lives, communities, and the world, Dr. Vitter has charted the university's momentum to

achieve ever greater heights. Ole Miss continues its long legacy of leadership in academic excellence with a \$1 billion building program including a state-of-the-art STEM building, creation of superlative networks of faculty called Flagship Constellations, major community partnerships, and greater capacity and reach of the University of Mississippi Medical Center.

In addition, Dr. Vitter relishes his role as the voice of the university. Since arriving at Ole Miss, he has greatly expanded communication and connectivity via town halls, informational blogs, and robust use of social media. He and his wife Sharon are often seen around campus, in the Grove, at athletic events, and on restaurant stools throughout Mississippi, getting to know people the old fashioned way.

Dr. Vitter's research expertise deals with big data and data science, especially the algorithmic aspects of processing, compressing, and communicating massive amounts of information. He has been elected a Fellow of the Guggenheim Foundation, the American Association for the Advancement of Science, the Association for Computing Machinery, and the Institute of Electrical

and Electronics Engineers.

He is a National Science Foundation Presidential Young Investigator, a Fulbright Scholar, and an IBM Faculty Development Awardee.

A native of New Orleans, Vitter graduated in mathematics with highest honors from the University of Notre Dame in 1977 and earned a Ph.D. under Don Knuth in computer science at Stanford University in 1980. He also holds an MBA in 2002 from Duke University.

Dr. Vitter's wife Sharon is a native Kansan and a pharmacy alumna of KU. Their three children Jillian, Scott, and Audrey were born in Providence, RI and are Notre Dame alumni. Jillian received her medical degree from Georgetown University and is a practicing anesthesiologist. Scott, a former U.S. Army Ranger and captain, is a PhD student in mechanical engineering at the University of Texas at Austin. Audrey is on the G.E. Corporate Audit Staff in Zurich, Switzerland. The Vitters are enthusiastic about the arts and genealogy and are huge sports fans.

ATHLETICS COMMITTEE



Dr. Ron Rychlak
Chairman



Michael Barnett
Faculty Senate Representative



Dr. David W. Case
Committee Secretary



Andrew Kilpatrick
Alumni Representative



T. Michael Glenn
Alumni Representative



Dr. Laurel Lambert
University Faculty



Bobby Bailess
Alumni Association President-Elect



Todd Sandroni
M-Club Representative



Hal Moore, Jr.
Alumni Association President



Dr. Brice Noonan
Faculty Senate Representative



Deano Orr
Alumni Representative



Dion Kevin
Associated Student Body President



Dr. Jason Ritchie
University Faculty



Dr. William Sumrall
Faculty Senate Representative



Sovent Taylor
University Staff



Lee Tyner
University Attorney



LouAnn Woodward, M.D.
Medical Center Faculty



Dr. Ethel Young-Scurlock
University Faculty

PAST ATHLETICS COMMITTEE CHAIRMEN



Judge William Hemingway
1920s-37



Dr. T.A. Bickerstaff
1937-72



Dr. Richard Keye
1972-77



Dr. Parham Williams
1978-83



Dr. Max Williams
1983-97



Dr. Robert Weems
1997-2007

ROSS BJORK | VICE CHANCELLOR FOR INTERCOLLEGIATE ATHLETICS



Ross Bjork and his wife, Sonya, have two boys: Payton (11) and Paxton (7). Bjork was announced on March 21, 2012 as the seventh full-time Director of Athletics at Ole Miss and, at the time, was the youngest AD among power five conference institutions. In October 2016, he was named the university's first Vice Chancellor for Intercollegiate Athletics. His five-year plus tenure with the Rebels has produced a new spirit surrounding Ole Miss Athletics.

Bjork's desire to provide student-athletes with the best opportunity to succeed has resulted in the retention and growth of head coaches Hugh Freeze (football), Andy Kennedy (men's basketball), Mike Bianco (baseball), Mark Beyers (women's tennis) and Matt Mott (soccer), and a roster of eight new head coaches including Matt Insell (women's basketball), Steven McRoberts (volleyball), Mike Smith (softball), Chris Malloy (men's golf), Kory Henkes (women's golf), Connie Price-Smith (track and field/XC) and Marsha Beasley (rifle), while promoting Toby Hansson, one of college tennis' best assistant coaches, to head men's coach.

Bjork reorganized the external relations structure of the department, headlined by a new partnership with multi-media rightsholder, IMG Properties, and the rebranding of the Ole Miss Athletics Foundation. He also created the unit for Health and Sports Performance, which combined sports medicine, strength and conditioning, nutrition and counseling services and added a local orthopedic sports medicine component that provides primary sports medicine care for all student-athletes. In addition, he appointed executive level administrators for academic support, finance and facilities/game operations.

Bjork's vision in facilities has transformed the athletics footprint on campus. The basketball programs moved into the nation's finest new arena in January 2016 with the opening of the \$94.5 million Pavilion at Ole Miss. More than \$65 million was infused into Vaught-Hemingway Stadium including a new north end zone, new field club, new and renovated suites, natural grass playing surface, new sound system, new lights, new entry plazas, and three new video boards. All of these enhancements improved on what was already one of the best gameday experiences in college football while increasing capacity by approximately 4,000. A development plan for the Manning Center saw the facility renamed to honor Olivia and Archie Manning while undergoing a \$12.5 million renovation and expansion. A \$13 million overhaul of the Gillom Center will be completed for the 2017 season, while construction of a new indoor tennis facility and baseball performance center are underway, among other future projects.

Ole Miss has enjoyed unprecedented support under Bjork. Football season attendance records have been shattered each of the last five seasons, while season ticket sales are nearing a fifth straight sellout. Baseball finished second in the nation in attendance

in 2017, extending a streak of 12 straight seasons in the top five, while softball also experienced a record-breaking year for attendance in 2017. The athletics budget has risen from \$57 to \$113 million in just five years, and the Athletics Foundation established a record year for donations with \$45.6 million in cash contributions in 2015-16. As of January 2017, the Forward Together capital campaign has risen from \$62 to \$172 million in cash and pledges toward its increased goal of \$200 million.

Bjork's leadership has translated to tremendous success in the competitive arena. The Rebels achieved their highest Director's Cup finish in their history in 2016-17 at 39th among Division I institutions. In 2015-16, Ole Miss was the nation's only school to win nine regular-season football games, 20 regular-season men's basketball games and 40 regular-season baseball games, while the 2014-15 campaign saw the Rebels as one of only two to make a "New Year's Six" bowl and the NCAA Tournament in men's hoops and baseball. Under Bjork's watch, the football team was one of just five to make the "New Year's Six" in each of the first two years of the playoff.

Other highlights include the first College World Series appearance in 42 years, as the baseball team reached the final four in Omaha and captured the SEC Western Division title in 2014. After a 10-year absence, men's basketball has advanced in the NCAA Tournament twice in the last five seasons, including 2013 when it claimed the SEC Tournament Championship. Softball claimed its first SEC Tournament title in the spring and made its second straight trip to the Big Dance after missing postseason each of its first 19 years of existence. Baseball, men's hoops and softball are among Rebel programs to earn NCAA berths under Bjork's watch, along with soccer (Sweet 16 in 2015), men's tennis, women's tennis, men's golf, women's golf, men's track and women's track.

Bjork's reign has featured six national championships, including the first golf titlist with Braden Thornberry in 2017. Sam Kendrick took home the pole vault title at both the 2013 and 2014 NCAA Outdoor Track and Field Championships, Raven Saunders won the 2016 outdoor and 2017 indoor crowns in the shot put, and the men's indoor distance medley relay won a national title in 2017. The 2013 SEC West champion men's tennis team also vied for a national title, as the doubles team of Nic Scholtz and Jonas Lutjen advanced to the final four while the team finished top-10 in the polls. The men's track and field program has reached new heights, finishing fourth in the nation in cross country in 2016 and eighth at the outdoor championships in 2013.

Off the field, Bjork established the goal of a cumulative 3.0 GPA among the student-athlete population when he arrived, and the Rebels achieved that for the first time in program history in 2015-16 and have since maintained the 3.0 mark. In the community, student-athletes are participating in more than 50 service projects per year, and baseball student-athlete Brady Bramlett has served as Vice-Chair of the NCAA Division Student-Athlete Advisory Committee. Throughout his career, Bjork has placed a great importance on diversity, and in 2013, the athletics department partnered with

the William Winter Institute for Racial Reconciliation to launch a community engagement week, which has become an annual event.

Bjork has taken a leadership role in the Oxford/University community since his arrival. He is a member of the chancellor's leadership team and has served on numerous committees, including the search for a new chancellor and the naming of Chucky Mullins Drive. Bjork has traveled the region each spring speaking to alumni clubs on the Rebel Road Trip and visited more than 20,000 fans in the first six years of the caravan. His commitment to the fanbase has also shown through gameday surveys and annual improvements to help maintain Ole Miss as the premier "bucket list" experience in college sports.

Bjork arrived in Oxford after a stint as Director of Athletics at Western Kentucky University, where he quickly established an atmosphere of success. After Bjork made a midseason coaching change, the Hilltopper men's basketball team went on to capture the 2012 Sun Belt Conference Tournament title and advanced to the second round of the NCAA Tournament. Women's Volleyball won the conference regular season and tournament in 2011 and reached the NCAA tournament each of his last two years, while men's and women's cross country each won conference team titles in 2011. WKU's football program posted the greatest one-season improvement in conference wins in the history of the Sun Belt in posting a 7-1 league mark and second-place conference finish. WKU football also signed the conference's top recruiting class each of his last two seasons.

During his tenure, each of WKU's men's and women's athletic teams exceeded the NCAA required 925 Academic Progress Report Rate (APR), and WKU had more individuals honored for their academic achievements by the Sun Belt Conference than any other institution in 2011-12. For the first time in program history, the overall cumulative average GPA was over 3.0 for all 391 student-athletes and 228 maintained a cumulative GPA of 3.0 or higher. Ten of the university's 15 athletic programs posted a cumulative team GPA of 3.0 or better.

The youngest athletics director of the 120 NCAA FBS programs when hired at WKU, Bjork has an extensive career in intercollegiate athletics with more than two decades of experience as an administrator and student-athlete, having worked on the senior staffs at UCLA, the University of Miami and the University of Missouri. He began his administrative career at WKU as an Assistant Development Coordinator in 1996-97.

Bjork, 45, is a native of Dodge City, Kan., and received his bachelor's degree in recreational administration from Emporia State University in 1995 where he was a two-year starter at fullback. Bjork was honored by Emporia State with the 2017 distinguished alumni award. He earned a master's degree in athletic administration from Western Illinois University in December 1996. Bjork has quickly established a leadership role in the SEC by serving as Chair of the awards committee and representing the SEC on NCAA men's basketball oversight committee and the NCAA transfer working group.

ATHLETICS LEADERSHIP



Lynnette Johnson
Executive Associate AD/
SWA



Matt Ball
Senior Associate AD
for Compliance



Keith Carter
Senior Associate AD
for Development/
Executive Director
Athletics Foundation



Derek Cowherd
Senior Associate AD
for Student-Athlete
Development



Shannon Singletary
Senior Associate AD
for Health and
Sports Performance



Joe Swingle
Senior Associate AD
for Facilities and
Game Operations



Michael Thompson
Senior Associate AD
for Communications
and Marketing



Kyle Campbell
Associate AD
for Communications



Micah Ginn
Associate AD
for Sports Productions
and Creative Services



Matt Mossberg
Associate AD
for Development



Dan O'Dowd
Associate AD
for Development



Julie Owen
Associate AD
for Compliance



Wesley Owen
Associate AD
for Ticket
Operations



Angela Robinson
Associate AD
for Financial
Operations



Jerard Butts
Assistant AD
for Information
Technology



Jim Hanauer
Assistant AD for
Digital Strategy and
Analytics



Jason List
Assistant AD
for Marketing



Jennifer Saxon
Assistant AD
for Student-Athlete
Development



KT Short
Assistant AD
for Game
Operations



Andy Williams
Assistant AD
for Finance

In planning your coverage of Ole Miss in 2017 you are asked to review the following information. Contact the Athletics Communications office at 662-915-7522 if you have any questions.

WORKING CREDENTIALS

To request game credentials, go to Ole Miss' online credentialing site: www.sportssystem.com/OleMiss. Credential requests must be made as early as possible by the sports director of each media outlet and are limited to those media who will be attending the game in a working capacity. Media must approve the SEC Media Policy before requesting credentials. Media credentials are allotted on the following basis: 1) daily newspapers; 2) network affiliate television stations; 3) websites whose primary purpose is to gather and disseminate news and who have an affiliation with a nationally recognized media entity/network; 4) magazines, weekly newspapers and non-broadcast radio stations.

PARKING

Gameday media parking is located in two locations: 1) garage adjacent to The Pavilion; and 2) lot near Tad Smith Coliseum. Media should check their pass to indicate for which lot they are designated. For passes marked for the garage, each pass is for a specific numbered parking spot. Cars parked in the wrong spot will be towed. Passes marked for Tad Smith Coliseum are for a lot located west of the old arena.

Media parking passes are only applicable on gameday. Parking permits are required for everyone on campus Monday through Friday between 7:30 a.m. and 5 p.m. Media that park to regularly attend practices, press conferences and other on-campus events may purchase a Vendor Permit from Campus Parking (www.olemiss.edu/parking), which is good for the full academic year. Those without parking permits are advised to park in a metered spot in the east lot of the Manning Center and feed the meter at \$1 per hour. Day passes are available for \$3 online to print at www.olemiss.edu/park-

[ing/visitors.html](#). Parking is also available in the garage adjacent to The Pavilion at \$2 for the first hour and \$1 for each additional hour, up to a \$10 maximum charge for a 24-hour period. The garage will accept credit cards only as payment.

MEDIA GATE/WILL-CALL

Media will enter near Gate 35 on the west side of the stadium beginning three and a half (3.5) hours prior to kickoff. The media will-call table will be located there, and photographers will exchange their photo ticket for an armband at this location. Parking passes may not be picked up at media will-call and must be requested at least seven days prior to gameday to ensure delivery.

PHOTOGRAPHERS

All photographers must exchange their photo pass for an armband in order to be admitted to the sidelines. This may be done at the media will-call table near Gate 30. Gameday flip cards will be available there or in the photo workroom, which is located next to the visiting team locker room off the southeast corner of the field.

Per NCAA rule, images or likeness of current student-athletes may not be sold, distributed or used for commercial purposes.

SIDELINE ACCESS

Excluding select portions of the game, media sideline access is reserved for photographers/ videographers. Credentialed photographers/ videographers who arrive at media will-call without proper equipment will not be granted an armband for sideline access. When on the sideline, media must remain outside the bench area and may not shoot behind the benches. During pre-game activities, media must remain in the southeast corner of the field (near the visiting team tunnel) until the team leaves the field after warm-ups.



2017 PRESEASON SCHEDULE

July 13	SEC Media Days Session
Aug. 2	Players Report
Aug. 2	Rebel Media Day
Aug. 21	First Day of Fall Classes
Sept. 2	Season Opener vs. South Alabama

RECRUITS

Per NCAA rule, media are not permitted to have contact with a prospect or family members of a prospect during their official visit, including prospects in attendance at practice or games. In addition, media are forbidden from videoing or photographing prospects during their visit. Media are also asked to make every effort to keep distance from prospects on campus, including at practice, during pre-game activities on the sidelines and in the stands.

GAMEDAY SERVICES

Members of the media covering Ole Miss will be provided with pregame notes for both teams, a flipcard and a game program (upon request).

Approximately 30 minutes following the completion of the game, complete team and individual stats, running play-by-play, postgame notes and quotes from players and coaches will be available.

WEEKLY PRESS CONFERENCE

Ole Miss holds its weekly fall press conference each Monday of the regular season at 11:15 a.m. CT in the Burns Team Meeting Room at the Manning Center, which is adjacent to Vaught-Hemingway Stadium/Hollingsworth Field. Various Ole Miss coaches and staff will take the podium first and will be followed by Coach Hugh Freeze at approximately 11:30 a.m. Members of the media unable to attend the Monday press conference may participate via the telephone beginning at 11:30 a.m. The number for the two-way teleconference may be obtained by contacting the Athletics Communications office. The press conference is streamed live on SEC Network+.

SEC WEEKLY TELECONFERENCE

Coach Freeze will be available on the weekly Southeastern Conference teleconference every Wednesday, beginning week one and concluding the final week of the regular season, from 11:20-11:30 a.m. CT. The number is available through the SEC office at 205-348-3000.

PLAYER/ASSISTANT INTERVIEWS

During Game Week

Select assistant coaches will be available Monday following Coach Freeze's weekly press conference. All media interviews will be held in the team meeting room.

Select players and assistant coaches will be available after practice on Tuesday, while Coach Freeze and select players will be available after practice on Wednesday. There is no availability on Thursday or Friday.

ATHLETICS COMMUNICATIONS STAFF



Kyle Campbell
Associate AD for Communications



Kim Ling
Communications Specialist



Joey Jones
Communications Specialist



Daniel Snowden
Communications Specialist



Jessica Poole
Communications Specialist



Adam Kuffner
Communications Specialist



Brandon Lee
Communications Specialist



Ashley Mangrum
Senior Staff Assistant

Media may not contact current student-athletes directly under any circumstances.

After Games

For home games, Coach Freeze will hold a postgame press conference in the Burns Team Meeting Room at the Manning Center. Following the press conference, select players and assistant coaches will be available in the same room. Visiting team media availability will take place in the photo workroom, which is located next to the visiting team locker room off the southeast corner of the field. Postgame TV stand-ups should be conducted from the navy turf on the east sideline and not on the playing field.

Communications representatives will be available to assist in postgame interviews. Complete postgame plans will be announced on gameday in the press box by the Media & PR staff. The staff will accompany members of the press wishing to go to the sidelines, beginning with 10 minutes remaining in the final quarter.

PRACTICES

Media are forbidden from reporting (e.g. tweeting, blogging, etc.) on anything related to practice until after the post-practice interviews. This includes media who leave practice early. Videographers and photographers must use tight shots and no formations. On available days, video is permitted for individual drills only, and media will be alerted which portions of practice (including stretch) are available for video. Use of footage from practices must be limited to three minutes per day. If you have not previously attended practices, please contact the Athletics Communications office for prior approval and daily alerts on practice locations and times.

AUDIO/VIDEO

Press conferences, media opportunities, practices and any form of competition may not be broadcast live, including Periscope and related media, without prior consent of the athletics department. Use of footage from practices is limited to three minutes per day. This includes content attained via FTP, which should be credited to Ole Miss Sports Productions.

Ole Miss offers free FTP downloads of game highlights and interviews with coaches and players for television stations to use during regularly scheduled news/sportscasts. To access the Ole Miss FTP site, please contact Seth Austin at saustin@olemiss.edu or 662-915-2954.

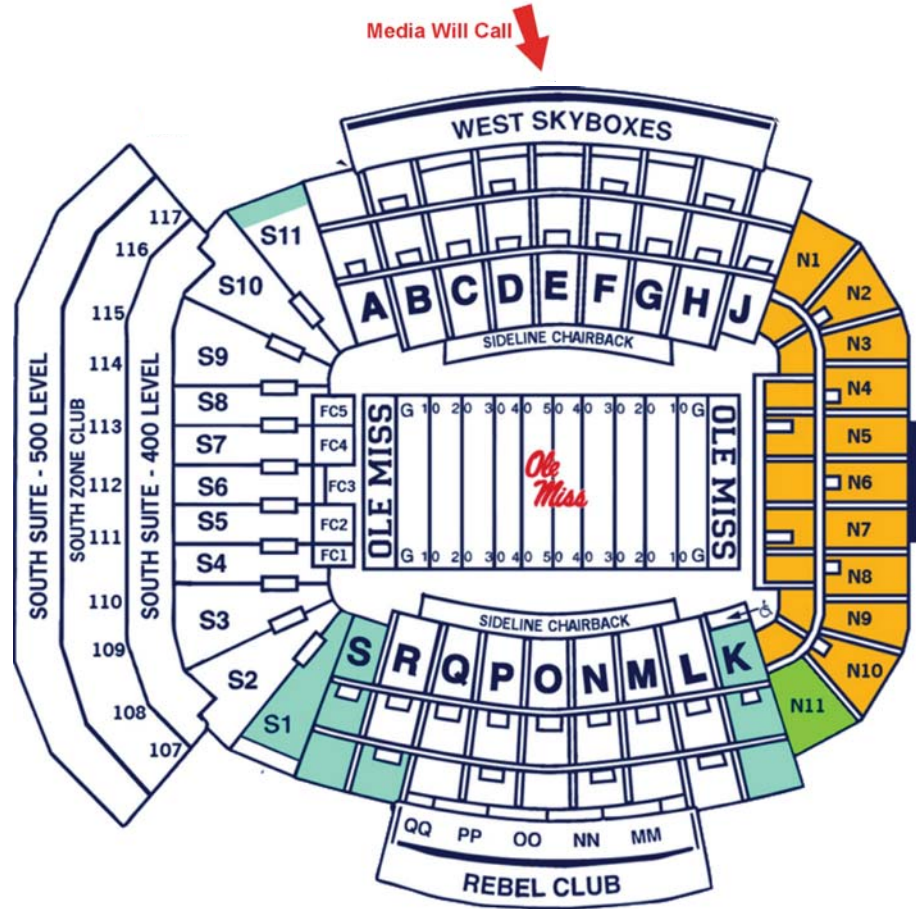
RADIO RIGHTS

The radio rights to Ole Miss Football are provided by IMG College in partnership with TeleSouth Communications Inc. Visiting networks planning to originate from Vaught-Hemingway Stadium/Hollingsworth Field are issued credentials by the Ole Miss Athletics Media Relations office. Broadcast lines should be ordered through AT&T (1-877-438-0041). Visiting networks may also wish to contact Cabell Philpott with IMG College (336-831-0719 or cabell.philpott@imgworld.com), concerning the SEC's network agreement.

OLEMISSSPORTS.COM


For updated statistics, rosters, game notes and all Rebel news on the Internet, go to the official Ole Miss athletics website at OleMissSports.com. For those out of range of the Mississippi Network's radio broadcast, live audio of the game is available to OleMissSports.com's premium subscribers and the official Ole Miss Sports app. In addition, daily news and nuggets as well as in-game score updates are available on the official Twitter account of Ole Miss Football, [@OleMissFB](https://twitter.com/OleMissFB).

VAUGHT-HEMINGWAY STADIUM/HOLLINGSWORTH FIELD



OLE MISS GAME WEEK MEDIA SCHEDULE

SATURDAY	SUNDAY	MONDAY	TUESDAY	WEDNESDAY	THURSDAY	FRIDAY
<ul style="list-style-type: none"> Gameday Coaches and select players available after game 	<ul style="list-style-type: none"> Practice closed No interviews 	<ul style="list-style-type: none"> No practice Coach Freeze Press Conference 11:15 a.m. (CT) in Manning Center team meeting room Select assistant coaches available following press conference Reb Talk radio show (7-8 p.m., Buffalo Wild Wings in Oxford) 	<ul style="list-style-type: none"> Practice availability for media TBD Assistant coaches and players available after practice 	<ul style="list-style-type: none"> SEC teleconference 11:20 a.m. Practice closed Coach Freeze available after practice Select players available after practice 	<ul style="list-style-type: none"> Practice closed No interviews 	<ul style="list-style-type: none"> Practice closed No interviews



Captain Bruiser Kinard's 1937 Ole Miss team made the first en masse flight by a college squad, flying from Memphis to Philadelphia on American Airlines flagship Maryland.

REBEL FOOTBALL ON THE AIR

The Reb Talk radio show gives fans the opportunity to ask Coach Hugh Freeze questions concerning Ole Miss Football. The talk show, hosted by David Kellum, airs every Monday during the season at 7 p.m., and will originate from Buffalo Wild Wings in Oxford. Check radio listings for availability in your area.

"The Season: Ole Miss Football" is a weekly 30-minute show produced by Ole Miss Sports Productions. The award-winning show features an inside look at Rebel football behind the scenes during team meetings, practices and team bus rides. It debuts Wednesdays at 6 p.m. CT on **TheSeasonOle-Miss.com** and airs on stations throughout the Southeast. Check local cable and network affiliates for broadcast days and times in your viewing area. See page 217 for more information.

MEDIA OUTLETS

Oxford/University Media

Oxford Eagle.....	662-234-4331
Daily Mississippian (campus).....	662-915-5503
Oxford Citizen.....	662-380-5409
Ole Miss Spirit/Scout.com.....	662-236-2667
RebelGrove.com/Rivals.com.....	662-238-7762
Rebels247.com.....	662-607-2676
HottyToddy.com.....	662-816-8594
UMTV (campus).....	662-915-5508
WQLJ-FM 93.7.....	662-236-0093
WUMS-FM 92.1 (campus).....	662-915-5395

Additional Regional Media

Associated Press.....	601-948-5897
Biloxi Sun Herald.....	228-896-2100
Bolivar Commercial.....	662-843-4241
Clarion-Ledger.....	601-961-7294
Clarksdale Press Register.....	662-627-2201
Commercial Appeal.....	901-529-2360
Commercial Dispatch.....	662-328-2471
Daily Corinthian.....	662-287-6111
Daily Leader.....	601-833-6961
Daily Sentinel-Star.....	662-226-4322
Delta Democrat Times.....	662-335-1155
Enterprise-Journal.....	601-684-2421
Greenwood Commonwealth.....	662-453-2908
Hattiesburg American.....	601-582-4341
Meridian Star.....	601-485-1203
Mississippi Network.....	601-957-1700
Mississippi Press/Press-Register.....	800-655-6597
Natchez Democrat.....	601-442-9101
Northeast Mississippi Daily Journal.....	662-842-2611
Vicksburg Post.....	601-636-4545
West Point Times Leader.....	662-494-1422
Panolian.....	662-563-4591
Rebel Nation Magazine.....	601-503-7205
WCBI-TV (CBS).....	662-245-0133
WTVA-TV (NBC).....	662-842-7620
WREG-TV (CBS).....	901-543-2117
WMC-TV (NBC).....	901-726-0416
WATN-TV (ABC).....	901-321-7617
WHBQ-TV (Fox).....	901-320-1345
WJTV-TV (CBS).....	601-944-4920
WLBT-TV (NBC).....	601-960-4428
WAPT-TV (ABC).....	601-922-1652
WABG-TV (ABC).....	662-332-0949
WXVT-TV (CBS).....	662-334-1500
WTOK-TV (ABC).....	601-693-6397
WLOX-TV (ABC).....	228-896-1313
WDAM-TV (NBC).....	800-844-0730
WXXV-TV (FOX/NBC).....	228-832-2525

ROAD HEADQUARTERS

TRIP #1 • CAL • SEPT. 15-16

Oakland Marriott City Center
1001 Broadway
Oakland, CA 94607

TRIP #2 • ALABAMA • SEPT. 29-30

Hilton Birmingham Perimeter Park
8 Perimeter Park S
Birmingham, AL 35243

TRIP #3 • AUBURN • OCT. 6-7

Embassy Suites Montgomery
300 Tallapoosa St.
Montgomery, AL 36104

TRIP #4 • KENTUCKY • NOV. 3-4

Embassy Suites Lexington
1801 Newtown Pike
Lexington, KY 40511

TRIP #5 • MISSISSIPPI STATE • NOV. 22-23

Hilton Garden Inn Tupelo
363 E Main St.
Tupelo, MS 38804

TRAVEL

AIRPORTS

Memphis International Airport is located 76 miles north of the university. Jackson-Evers International Airport is 167 miles south of campus.

ACCOMODATIONS

For hotels, restaurants and general information on Oxford, go to VisitOxfordMS.com. Nearby cities with additional hotel options include Batesville, New Albany, Holly Springs and Grenada, among others.

DRIVING DIRECTIONS

Media traveling to campus should take the Chucky Mullins Drive exit off of Highway 6 and travel north toward the 4-way stop. Media with parking passes for the garage should turn right onto Hill Drive, and media with passes for the other lot should continue straight on Chucky Mullins Drive. Both lots are located on the right side of their respective streets.

OLE MISS STYLE GUIDE

NAME

Ole Miss (preferred)
University of Mississippi
~~Mississippi~~

MASCOT



Rebel

NICKNAME

Rebels

COLORS

Cardinal Red (PMS 186)
Navy Blue (PMS 2767)



One of the most popular means of keeping track of Rebel Football is tuning in to the Ole Miss Radio Network. The Network offers first-rate broadcasts of every Rebel football game, including a 90-minute pregame show and extensive postgame coverage.

Ole Miss Football may be heard throughout Mississippi and portions of the Southeast through services provided by IMG College in partnership with TeleSouth Communications Inc. In addition, every game can be heard worldwide over the internet at OleMissSports.com, and on XM Satellite Radio.

"The Voice of the Rebels," David Kellum, returns for his 29th season handling the Ole Miss radio play-by-play call. The veteran broadcaster also serves as the play-by-play announcer for both Ole Miss basketball and baseball. In 1998, 2000, 2002, 2004, 2011, 2012, 2016 and 2017, Kellum was honored as the Mississippi Sportscaster of the Year, as voted on by the National Sportscasters and Sportswriters Association members in the state. In August 2006, he received the "Lindsey Nelson Outstanding Sportscaster" award from the All-American Football Foundation.

Kellum's first link with Ole Miss Athletics was in 1978. As a 19-year-old freshman, he began broadcasting Rebel baseball, and has handled the baseball play-by-play for the past 38 seasons.

Kellum hosts Ole Miss' weekly radio shows for men's basketball and football. He is married to the former Mary Evelyn Kuehn of Oxford. They have two daughters, Stefanie Marie and Staci Michelle.

Harry Harrison, a former All-America selection at safety for the Rebels, provides the color commentary for the broadcast. A letterwinner from 1971-73, Harrison is President of Harry Harrison and Associates in Oxford, Mississippi. He is the father of two sons and a daughter - Nick, Josh and Lyndee.

Richard Cross is the co-host of "Head to Head" on Super Talk Mississippi and a television play-by-play announcer for ESPN/SEC Network. Cross has 18 years experience in radio and television and has launched two successful statewide, syndicated sports talk radio shows in Mississippi.

Raised in Oxford and a graduate of The University of Mississippi, Cross is the recipient of two Mississippi Association of Broadcasters Gold Awards and has worked for Fox Sports Radio and the Sporting News Radio Network.

Cross is married to the former Jane Easley of Clarksdale, a pharmacist at The University of Mississippi. The couple has two children, Ava Montgomery and Oby.

OLE MISS RADIO NETWORK

GAMEDAY RADIO CREW



David Kellum
Play-by-Play



Harry Harrison
Color Analyst



Richard Cross
Sideline Reporter,
Co-host Pregame and
Postgame Shows



Brett Norsworthy
Co-host Pregame and
Postgame Shows

Brett Norsworthy enters his 10th season as co-host of the pregame and postgame show. Norsworthy began his radio career co-hosting Sportstime in September 1992 on WHBQ in Memphis and has remained a Memphis sports radio fixture throughout the following years. He has been all over the Memphis market hosting various shows with a number of different personalities.

In his radio career, Norsworthy has had the pleasure of covering the SEC beat extensively. He's also covered many of the nation's top sporting events as well as freelance reporting for major networks. He co-hosts "Fish N Stats" on AM 560 and FM 87.7 with Memphis Grizzlies sideline reporter Rob Fischer.

Rounding out the broadcast team is Houston McDavitt, engineer/producer. McDavitt has worked with the radio broadcast for 14 years in a technical role and has been in broadcast engineering for 20 years. This is his eighth year as game engineer/producer for Ole Miss football. He is Director of Engineering for Telesouth Communications and lives in Brandon with his wife, Laura. McDavitt has two sons, Thomas and Watson.

2017 AFFILIATES

Amory	WAMY-AM (1580)
Brookhaven	WBKN-FM (92.1)
Columbus	WNMQ-FM (103.1)
Corinth	WXRZ-FM (94.3)
Greenwood.....	WYMX-FM (99.1)
Hattiesburg.....	WFMM-FM (97.3)
Hazlehurst	WDXO-FM (92.9)
Jackson	WFMN-FM (97.3)
Laurel.....	WLAU-FM (99.3)
Lexington, TN.....	WZLT-FM (99.3)
Louisville	WLSM-FM (107.1)
McComb	WMPK-FM (93.5)
Memphis	WHBQ-AM (560)
Meridian	WZKR-FM (103.3)
Natchez.....	WKSQ-FM (97.3)
Ocean Springs	WOSM-FM (103.1)
Oxford	WQLJ-FM (105.1)
Philadelphia	WHOC-AM (1490)
Prentiss.....	WJDR-FM (98.3)
Tupelo	WWMR-FM (102.9)
Vicksburg	WVVG-AM (1490)
Water Valley	WOSF-FM (105.5)
Waynesboro	WABO-AM (990)
Yazoo City	WBYP-FM (107.1)
Nationwide	Satellite Radio (SiriusXM)
Online.....	OleMissSports.com (CBS Interactive)
Mobile	Ole Miss Sports Gameday app

Affiliate list subject to change

ON AIR WITH THE REBELS

The Reb Talk radio show and "The Season: Ole Miss Football" television program are distributed by IMG College in partnership with TeleSouth Communications.

The radio show is a weekly one-hour live radio broadcast that allows fans the opportunity to hear from Coach Hugh Freeze and other staff about Ole Miss Football. The show will air every Monday during the season at 7 p.m., live from Buffalo Wild Wings in Oxford.



REBELS ON TELEVISION

Ole Miss was one of the first football programs in the Southeastern Conference, as well as the nation, to have a game broadcast on television.

On Nov. 13, 1948, WMCT-TV in Memphis telecast the Ole Miss-Tennessee game from Crump Stadium in the "Bluff City."

The game, won by the Rebels, was reported to be the first football game televised from the Mid-South.

The Rebels' first network televised football game was in the 1952 season when they faced Georgia Tech in the 1953 Sugar Bowl on ABC-TV.

Since then, Ole Miss has appeared on 241 regional and national telecasts, and on every major sports network, including ABC, CBS, FOX, NBC, ESPN, ESPN2, ESPNU, SEC Network and FSN.

The Southeastern Conference and ESPN signed a 20-year agreement through 2034 to create and operate a multiplatform network which launched August 14, 2014. The new network and its accompanying digital platform carry SEC content 24/7 and featured more than 1,000 live events in its first year.

The network televises more than 45 SEC football games, more than 100 men's basketball games, 60

women's basketball games, 75 baseball games, and events from across the SEC's 21 sports annually. Programming includes in-depth commentary and analysis in studio shows, daily news and information, original content such as SEC Storied, spring football games, and more.

In 2016, Ole Miss appeared on CBS once, the ESPN family six times and the SEC Network five times.

The Rebels' history on television has been a storied one. The memorable 1969 Ole Miss-Alabama game, which had national record-setting performances by Rebel quarterback Archie Manning and Tide signal caller Scott Hunter, was one of the first college games televised at night.

Ole Miss has compiled a 126-138-2 record in TV games, and 181 of the telecasts have been to national audiences. The first Rebel game to be televised in color was the 1960 Sugar Bowl when Ole Miss shut out LSU 21-0.



GAME-BY-GAME NETWORK TELEVISION RESULTS

1952 Georgia Tech (ABC), New Orleans, 1953 Sugar Bowl	7-24	1971 Gator Bowl	28-35	1990 Tennessee (CBS), Memphis	13-22
1953 Arkansas (CBS), Memphis	28-0	1971 Georgia Tech (MizLou), Atlanta, 1971 Peach Bowl	41-18	1991 Michigan (ESPN), Jacksonville, 1991 Gator Bowl	3-35
1954 Navy (ABC), New Orleans, 1955 Sugar Bowl	0-21	1973 LSU (ABC), Jackson	14-51	1991 Tulane (TBS), New Orleans	22-3
1955 TCU (CBS), Dallas, 1956 Cotton Bowl	14-13	1973 *Tennessee (ABC), Jackson	28-18	1991 Georgia (SportSouth), Oxford	17-37
1957 Texas (NBC), New Orleans, 1958 Sugar Bowl	39-7	1974 *Alabama (ABC), Jackson	21-35	1992 *Georgia (ABC), Athens	11-37
1958 Florida (CBS), Jacksonville, 1958 Gator Bowl	7-3	1975 *LSU (ABC), Jackson	17-31	1992 Alabama (JP), Tuscaloosa	10-31
1959 LSU (NBC), New Orleans, 1960 Sugar Bowl	21-0	1977 *Auburn (ABC), Auburn	15-21	1992 Mississippi State (JP), Oxford	17-10
1960 *LSU (ABC), Oxford	6-6	1977 *LSU (ABC), Jackson	21-28	1992 Air Force (ESPN), Memphis, 1992 Liberty Bowl	13-0
1960 Rice (NBC), New Orleans, 1961 Sugar Bowl	14-6	1978 *LSU (ABC), Baton Rouge	8-30	1993 Arkansas (JP), Jackson	19-0
1961 Arkansas (ABC), Jackson	16-0	1979 *Missouri (ABC) Jackson	7-33	1993 *Alabama (ABC), Oxford	14-19
1961 Texas (CBS), Dallas, 1962 Cotton Bowl	7-12	1979 *Tulane (ABC), New Orleans	15-44	1994 Auburn (JP), Oxford	17-22
1962 Arkansas (NBC), New Orleans, 1963 Sugar Bowl	17-13	1980 *LSU (ABC), Baton Rouge	16-38	1994 Florida (JP), Oxford	14-38
1963 *LSU (CBS), Baton Rouge	37-3	1982 *Vanderbilt (CBS), Nashville	10-19	1994 *Alabama (ABC), Tuscaloosa	10-21
1963 Alabama (NBC), New Orleans, 1964 Sugar Bowl	7-12	1982 Tulane (TBS), Jackson	45-14	1996 Auburn (JP/ESPN2), Oxford	45-28
1964 Mississippi State (NBC), Oxford	17-20	1983 Tennessee (TBS), Knoxville	13-10	1996 Tennessee (ESPN), Memphis	3-41
1964 Tulsa (CBS), Houston, 1964 Bluebonnet Bowl	7-14	1983 Air Force (MizLou), Shreveport, 1983 Independence Bowl	3-9	1996 Alabama (ESPN2), Tuscaloosa	0-37
1965 *Tennessee (NBC), Memphis	14-13	1984 Auburn (TBS), Oxford	13-17	1996 Georgia (JP), Athens	31-27
1965 *Auburn (ABC), Memphis, 1965 Liberty Bowl	13-7	1984 Georgia (TBS), Athens	12-18	1996 Mississippi State (JP/ESPN2), Oxford	0-17
1966 Texas (ABC), Houston, 1966 Bluebonnet Bowl	0-19	1984 Mississippi State (TBS), Jackson	24-3	1997 Auburn (JP/ESPN2), Auburn	9-19
1967 Alabama (ABC), Birmingham	7-21	1985 Auburn (ESPN), Auburn	0-41	1997 **Tennessee (CBS), Knoxville	17-31
1967 *LSU (ABC), Jackson	13-13	1985 LSU (TBS), Jackson	0-14	1997 LSU (JP), Baton Rouge	36-21
1967 Texas-El Paso (SN), El Paso, 1967 Sun Bowl	7-14	1985 Notre Dame (USA), South Bend	14-37	1997 Alabama (JP), Oxford	20-29
1968 *Georgia (ABC), Athens	7-21	1985 Tennessee (TBS), Knoxville	14-34	1997 Arkansas (ESPN), Oxford	19-9
1968 Virginia Tech (ABC), Memphis, 1968 Liberty Bowl	34-17	1986 Tulane (TBS), Oxford	35-7	1997 Mississippi State (JP/ESPN2), Starkville	15-14
1969 Alabama (ABC), Birmingham	32-33	1986 Georgia (TBS), Athens	10-14	1997 Marshall (ESPN), Pontiac, 1997 Ford Motor City Bowl	34-31
1969 *LSU (ABC), Jackson	26-23	1986 **LSU (ABC), Baton Rouge	21-19	1998 Memphis (JP), Oxford	30-10
1970 Arkansas (ABC), New Orleans, 1970 Sugar Bowl	27-22	1986 Tennessee (TBS), Jackson	10-22	1998 Auburn (FOXSS), Oxford	0-17
1970 Alabama (ABC), Jackson	48-23	1986 Mississippi State (TBS), Jackson	24-3	1998 Vanderbilt (JP), Nashville	30-6
1970 *LSU (ABC), Baton Rouge	17-61	1986 Texas Tech (MizLou/USA), Shreveport, 1986 Independence Bowl	20-17	1998 Arkansas (JP), Fayetteville	0-34
1971 Auburn (NBC), Jacksonville,		1988 Alabama (TBS), Tuscaloosa	22-12	1998 Mississippi State (ESPN), Oxford	6-28
		1988 LSU (TBS), Baton Rouge	20-31	1998 Texas Tech (ESPN), Shreveport, 1998 Sanford Independence Bowl	35-18
		1989 Florida (TBS), Gainesville	24-19	1999 Vanderbilt (JP), Oxford (ot)	34-37
		1989 Georgia (TBS), Oxford	17-13	1999 Auburn (JP) Auburn (ot)	24-17
		1989 Air Force (RAYCOM), Memphis, 1989 Liberty Bowl	42-29	1999 Alabama (CBS) Oxford	24-30
		1990 Arkansas (RAYCOM), Little Rock	21-17	1999 Arkansas (ESPN2) Oxford	38-16
		1990 Kentucky (TBS), Oxford	35-29	1999 Georgia (ESPN2) Oxford	17-20
		1990 Georgia (TBS), Athens	28-12	1999 Mississippi State (ESPN) Starkville	20-23

1999	Oklahoma (ESPN), Shreveport, 1999 Sanford Independence Bowl	27-25
2000	Tulane (JP), Oxford	49-20
2000	Auburn (ESPN2), Oxford	27-35
2000	Vanderbilt (JP), Nashville	12-7
2000	Alabama (ESPN), Tuscaloosa	7-45
2000	LSU (ESPN2), Oxford	9-20
2000	Georgia (ESPN2), Athens	14-32
2000	Mississippi State (ESPN), Oxford	45-30
2000	West Virginia (ESPN), Nashville, 2000 Music City Bowl	38-49
2001	Auburn (JP), Auburn	21-27
2001	Alabama (JP), Oxford	27-24
2001	LSU (ESPN2), Baton Rouge	35-24
2001	Arkansas (ESPN2; ESPN Classic), Oxford (7 ot)	56-58
2001	Georgia (JP), Oxford	15-35
2001	Mississippi State (ESPN), Starkville	28-36
2001	Vanderbilt (JP), Oxford	38-27
2002	Memphis (JP), Oxford	38-16
2002	Texas Tech (ABC), Lubbock	28-42
2002	Vanderbilt (JP), Oxford	45-38
2002	Florida (CBS), Oxford	17-14
2002	Alabama (CBS), Tuscaloosa	7-42
2002	Auburn (JP), Oxford	24-31
2002	Georgia (ESPN2), Athens	17-31
2002	LSU (ESPN2), Baton Rouge	13-14
2002	Mississippi State (ESPN), Oxford	24-12
2002	Nebraska (ESPN), Shreveport, 2002 Independence Bowl	27-23
2003	Vanderbilt (JP), Nashville	24-21
2003	Memphis (ESPN2), Memphis	34-44
2003	Florida (JP), Gainesville	20-17
2003	Alabama (JP), Oxford	43-28
2003	Arkansas (ESPN2), Oxford	19-7
2003	South Carolina (JP), Oxford	43-40
2003	Auburn (CBS), Auburn	24-20
2003	LSU (CBS), Oxford	14-17
2003	Mississippi State (ESPN), Starkville	31-0
2004	Oklahoma State (FOX), Dallas, 2004 SBC Cotton Bowl	31-28
2004	Alabama (ESPN2), Tuscaloosa	7-28
2004	Vanderbilt (JP), Oxford	26-23
2004	Tennessee (ESPN2), Oxford	17-21
2004	Auburn (ESPN), Oxford	14-35
2004	Arkansas (JP), Fayetteville	3-35
2005	Memphis (ESPN), Memphis	10-6
2005	Vanderbilt (JP), Nashville	23-31
2005	Tennessee (JP), Knoxville	10-27
2005	Alabama (CBS), Oxford	10-13
2005	Auburn (JP), Auburn	3-27
2005	LSU (ESPN2), Oxford	7-40
2006	Memphis (ESPN), Oxford	28-25
2006	Missouri (FSN/Turner South), Columbia	7-34
2006	Georgia (ESPN2), Oxford	9-14
2006	Alabama (CBS), Tuscaloosa (ot)	23-26
2006	Arkansas (LFS), Fayetteville	3-38
2006	Auburn (LFS), Oxford	17-23
2007	Memphis (CSS), Memphis	23-21
2007	Florida (LFS), Oxford	24-30
2007	Alabama (LFS), Oxford	24-27
2007	LSU (CBS), Oxford	24-41
2007	Mississippi State (LFS), Starkville	14-17
2008	Wake Forest (ABC/ESPN2), Winston-Salem	28-30
2008	Florida (Raycom), Gainesville	31-30
2008	Alabama (CBS), Tuscaloosa	20-24
2008	Auburn (Raycom), Oxford	17-7
2008	LSU (CBS), Baton Rouge	31-13
2008	Mississippi State (Raycom), Oxford	45-0
2009	Texas Tech (FOX), Dallas, 2009 AT&T Cotton Bowl	47-34
2009	Memphis (ESPN), Oxford	45-14
2009	Southeastern Louisiana (CSS), Oxford	52-6
2009	South Carolina (ESPN), Columbia	10-16
2009	Vanderbilt (ESPN), Nashville	23-7
2009	Alabama (CBS), Oxford	3-22
2009	UAB (FSN), Oxford	48-13
2009	Arkansas (SEC Network), Oxford	30-17

2009	Auburn (SEC Network), Auburn	20-33
2009	Northern Arizona (CSS), Oxford	38-14
2009	Tennessee (CBS), Oxford	42-17
2009	LSU (CBS), Oxford	25-23
2009	Mississippi St. (SEC Network), Starkville	27-41
2010	Oklahoma State (FOX), Arlington, 2010 AT&T Cotton Bowl	21-7
2010	Jacksonville State (CSS), Oxford	48-49
2010	Tulane (ESPN2), New Orleans	27-13
2010	Vanderbilt (SEC Network), Oxford	14-28
2010	Fresno State (CSS), Oxford	55-38
2010	Kentucky (SEC Network), Oxford	42-35
2010	Alabama (ESPN2), Tuscaloosa	10-23
2010	Arkansas (SEC Network), Fayetteville	24-38
2010	Auburn (ESPN2), Oxford	31-51
2010	Louisiana-Lafayette (ESPNU), Oxford	43-21
2010	Tennessee (CBS), Knoxville	14-52
2010	LSU (CBS), Baton Rouge	36-43
2010	Mississippi State (ESPNU), Starkville	23-31
2011	BYU (ESPN), Oxford	13-14
2011	Vanderbilt (SEC Network), Nashville	7-30
2011	Georgia (SEC Network), Oxford	13-27
2011	Fresno State (ESPN2), Fresno	38-28
2011	Alabama (ESPN2), Oxford	7-52
2011	Arkansas (SEC Network), Oxford	24-29
2011	Auburn (ESPNU), Auburn	23-41
2011	Kentucky (ESPNU), Lexington	13-30
2011	Louisiana Tech (CSS), Oxford	7-27
2011	LSU (ESPN), Oxford	3-52
2011	Mississippi State (ESPNU), Starkville	3-31
2012	UTEP (FSN), Oxford	28-10
2012	Texas (ESPN), Oxford	31-66
2012	Tulane (FSN), New Orleans	39-0
2012	Alabama (ESPN), Tuscaloosa	14-33
2012	Texas A&M (ESPNU), Oxford	27-30
2012	Auburn (SEC Network), Oxford	41-20
2012	Arkansas (SEC Network), Little Rock	30-27
2012	Georgia (CBS), Athens	10-37
2012	Vanderbilt (ESPNU), Oxford	26-27
2012	LSU (CBS), Baton Rouge	35-41
2012	Mississippi State (ESPNU), Oxford	41-24
2013	Pittsburgh (ESPN), Birmingham, 2013 BBVA Compass Bowl	38-17
2013	Vanderbilt (ESPN), Nashville	39-35
2013	Texas (Longhorn Network), Austin	44-23
2013	Alabama (ESPN), Tuscaloosa	0-25
2013	Auburn (ESPNU), Auburn	22-30
2013	Texas A&M (ESPN), Oxford	38-41
2013	LSU (ESPN2), Oxford	27-24
2013	Idaho (CSS), Oxford	59-14
2013	Arkansas (SEC-TV), Oxford	34-24
2013	Troy (ESPNU), Oxford	51-21
2013	Missouri (ESPN), Oxford	10-24
2013	Mississippi State (ESPN), Starkville (ot)	10-17
2013	Georgia Tech (ESPN), Nashville, 2013 Music City Bowl	25-17
2014	Boise State (ESPN), Atlanta, Chick-fil-A Kickoff Game	35-13
2014	Vanderbilt (ESPN), Nashville	41-3
2014	Louisiana-Lafayette (SECN), Oxford	56-15
2014	Memphis (FSN), Oxford	24-3
2014	Alabama (CBS), Oxford	23-17
2014	Texas A&M (ESPN), College Station	35-20
2014	LSU (ESPN), Baton Rouge	7-10
2014	Auburn (ESPN), Oxford	31-35
2014	Presbyterian (SECN), Oxford	48-0
2014	Arkansas (CBS), Fayetteville	0-30
2014	Mississippi State (CBS), Oxford	31-17
2014	TCU (ESPN), Atlanta, Chick-fil-A Peach Bowl	3-42
2015	UT Martin (SECN), Oxford	76-3
2015	Fresno State (SECN), Oxford	73-21
2015	Alabama (ESPN), Tuscaloosa	43-37
2015	Vanderbilt (ESPNU), Oxford	27-16
2015	Florida (ESPN), Gainesville	10-38
2015	New Mexico State (SECN), Oxford	52-3
2015	Memphis (ABC), Memphis	24-37
2015	Texas A&M (ESPN), Oxford	23-3

ALL-TIME TV RECORD

	Won	Lost	Tied
Air Force	2	1	0
Alabama	6	23	0
Arkansas	12	9	0
Auburn	6	20	0
Boise State	1	0	0
BYU	0	1	0
Florida	5	3	0
Florida State	0	1	0
Fresno State	3	0	0
Georgia	4	12	0
Georgia Southern	1	0	0
Georgia Tech	2	1	0
Idaho	1	0	0
Jacksonville State	0	1	0
Kentucky	2	1	0
Louisiana-Lafayette	2	0	0
Louisiana Tech	0	1	0
LSU	11	17	2
Marshall	1	0	0
Memphis	8	2	0
Michigan	0	1	0
Mississippi State	11	11	0
Missouri	0	3	0
Navy	0	1	0
Nebraska	1	0	0
New Mexico State	1	0	0
Northern Arizona	1	0	0
Notre Dame	0	1	0
Oklahoma	1	0	0
Oklahoma State	3	0	0
Pittsburgh	1	0	0
Presbyterian	1	0	0
Rice	1	0	0
South Carolina	1	1	0
Southern Illinois	1	0	0
Southeastern Louisiana	1	0	0
Tennessee	5	8	0
Texas	2	3	0
Texas A&M	4	2	0
Texas-El Paso	1	1	0
Texas Tech	3	1	0
TCU	1	1	0
Troy	1	0	0
Tulane	6	1	0
Tulsa	0	1	0
UAB	1	0	0
UT Martin	1	0	0
Vanderbilt	10	7	0
Virginia Tech	1	0	0
Wake Forest	0	1	0
West Virginia	0	1	0
Wofford	1	0	0
Totals	126	138	2

2015	Arkansas (CBS), Oxford	(ot) 52-53
2015	LSU (CBS), Oxford	38-17
2015	Mississippi State (ESPN2), Starkville	38-27
2016	Oklahoma State (ESPN), New Orleans Sugar Bowl	48-20
2016	Florida State (ESPN), Orlando	34-45
2016	Wofford (SECN), Oxford	38-13
2016	Alabama (CBS), Oxford	43-48
2016	Georgia (ESPN), Oxford	45-14
2016	Memphis (ESPN2), Oxford	48-28
2016	Arkansas (ESPN), Fayetteville	30-34
2016	LSU (ESPN), Baton Rouge	21-38
2016	Auburn (SECN), Oxford	29-40
2016	Georgia Southern (ESPNU), Oxford	37-27
2016	Texas A&M (SECN), College Station	29-28
2016	Vanderbilt (SECN), Nashville	17-38
2016	Mississippi State (SECN), Oxford	20-55

* Regional TV ** Split National

THE SEASON: OLE MISS FOOTBALL

Every week during the football season, Ole Miss gives fans an incredible in-depth view into the program with its Emmy award-winning television program, "The Season: Ole Miss Football."

The show debuts each Wednesday night at 6 p.m. CT during the fall at TheSeasonOleMiss.com, while it airs on several networks and channels throughout the Southeast every week. Check local listings for air dates and times.

Not only does "The Season" give you the highlights of the previous week's game, but it takes you into the locker room, training room, practice fields and classrooms from the viewpoint of the Rebel student-athletes and coaches. The Ole Miss sports production staff even takes you inside the players' houses, hangouts and hometowns for a truly intimate experience.

The show has picked up numerous awards since its creation in 2011, including Southeast Regional Emmy awards in 2014 and 2015 for best daily or weekly sports program and a Gold AVA Award in 2012 for outstanding achievement by creative professionals involved in the concept, direction, design and production of media. Most recently in June of 2017, the show received two Southeast Regional Emmys for top Sports Program Segment and Short Form Editing.

Since Micah Ginn took the reins as creative director for Ole Miss Sports Productions in 2013, his staff has amassed a total of eight Emmy awards among 28 nominations.

Ole Miss produces "The Season" episodes for each of its sports teams, as well as numerous other video pieces like student-athlete features, event promos, highlight packages, commercials, in-venue pieces, as well as live videoboard shows for home sporting events.

The Ole Miss Sports Productions staff includes Ginn, associate athletics director for sports productions and creative services; Chris Sabo, senior producer; Shane Sanford, manager of creative services; Stewart Pirani and Mo Smith, multimedia specialists; Ryan Cochran and Tyler Rosten, producer/directors and Will Boone, Young Hall, Tyler O'Keefe and Dixon Styres, content producers.



FULL EPISODES AT
THESEASONOLEMISS.COM

DEBUTS WEDNESDAYS
AT 6 PM



CALL US TO LOCK IN YOUR SEATS FOR THE PAVILION AT OLE MISS!



// SEATS ON SALE NOW!

Ole Miss

ATHLETICS FOUNDATION

COMING SOON TO OXFORD-UNIVERSITY STADIUM: THE DUGOUT CLUB!



// VISIT GIVETOATHLETICS.COM TO LEARN MORE



Evan Engram received the 2016 Pop Warner Little Scholars College Football Award. The award was presented during the 60th Annual Pop Warner Super Bowl at Disney's Wide World of Sports complex on December 8, 2016.



Ole Miss' all-time tackles leader Jeff Herrod, who played linebacker for the Rebels from 1985-88 before an 11-year NFL career, was a 2017 inductee in the Alabama Sports Hall of Fame.

2016-17 HONORS



Rebel All-American tight end Wesley Walls became the 74th Ole Miss representative to be inducted into the Mississippi Sports Hall of Fame as he joined the class of 2016.



Marquis Haynes was selected by the Ole Miss coaches as the 2017 recipient of the Chucky Mullins Courage Award. Haynes is pictured here with head coach Hugh Freeze and Vice Chancellor for Intercollegiate Athletics Ross Bjork.



Evan Engram won the C Spire Conerly Trophy award as the Magnolia State's most outstanding college football player in 2016.



From left, 2016 Ole Miss M-Club Hall of Fame inductees Stephen Head, Clarence Daniel, Joe Walker, Danielle Johnson, Bill Smith and Brad Henderson.



New England Patriots running back Brandon Bolden celebrates with the Vince Lombardi Trophy after the Patriots defeated the Atlanta Falcons 34-28 in Super Bowl LI at NRG Stadium in Houston, Texas.



NFL REBELS



Brandon Bolden | RB | New England Patriots
Evan Engram | TE | New York Giants
Eli Manning | QB | New York Giants
Donte Moncrief | WR | Indianapolis Colts
Michael Oher | OT | Carolina Panthers
Laremy Tunsil | OT | Miami Dolphins
Mike Wallace | WR | Baltimore Ravens

See pages 131-134 for full list of NFL Rebels.



Sept. 2
South Alabama



Sept. 9
UT Martin



Sept. 16
at California



Sept. 30
at Alabama



Oct. 7
at Auburn



Oct. 14
Vanderbilt (HC)



Oct. 21
LSU



Oct. 28
Arkansas



Nov. 4
at Kentucky



Nov. 11
Louisiana



Nov. 18
Texas A&M



Nov. 23
at MSU

OLEMISSSPORTS.COM

