



BIG.

2 0 1 7

FOOTBALL



FACTS & MORE

UNIVERSITY INFORMATION

Location.....	Columbus, Ohio
Population.....	1.7 million
Founded.....	1870
Joined Big Ten.....	1912
First Year of Big Ten Football.....	1913
Enrollment.....	57,466
Nickname.....	Buckeyes
Colors.....	Scarlet and Gray
Marching Band.....	The Ohio State University Marching Band
President.....	Michael V. Drake
Director of Athletics.....	Gene Smith
Senior Woman Administrator.....	Janine Oman
Faculty Representative.....	John E. Davidson
Ticket Office Phone.....	614-292-2624
Website.....	OhioStateBuckeyes.com

TEAM HISTORY

First Year of Football.....	1890
All-Time Record (Years).....	886-322-53 (127)
All-Time Big Ten Record (Years).....	496-171-24 (104)
Big Ten Championships (Last).....	35 (2014)
All-Time Bowl Record.....	22-25
National Championships.....	8
Consensus All-America Selections.....	83
First Team All-Big Ten Selections.....	394
First-Round NFL Draft Picks.....	77

HEAD COACH URBAN MEYER

Alma Mater.....	Cincinnati (1986; Psychology)
Master's Degree.....	Ohio State (1988; Sports Admin.)
Record at Ohio State.....	61-6 (5 years)
Career Record.....	165-29 (15 years)
National Championships.....	3 (2006, 2008, 2014)
Conference Championships.....	5 (2003 & 2004 at Utah; 2006 & 2008 at Florida, 2014 at Ohio State)
NFL Draft Picks (through 2017).....	69
First-Round NFL Draft Picks.....	19
1st-Team All-Americans.....	28
Academic All-Americans (1st Team).....	10 (9)
Academic All-Conference Players.....	249

ASSISTANT COACHES

Asso. Head Coach/Def. Coord./Safeties.....	Greg Schiano
Assistant Head Coach/Defensive Line.....	Larry Johnson
Asst. Coord., Defense/Cornerbacks/Special Teams.....	Kerry Coombs
Linebackers.....	Bill Davis
Offensive Coordinator/Tight Ends.....	Kevin Wilson
Co-Offensive Coord./Quarterbacks.....	Ryan Day
Asst. Head Coach for Offense/Run. Backs.....	Tony Alford
Offensive Line.....	Greg Studrawa
Wide Receivers.....	Zach Smith
Graduate Assistants.....	Louie Addazio, Ryan Crow, Corey Dennis and Randall Joyner
Quality Control.....	Sean Buckley, Adam Scheier and Matt Thurin
Asst. AD for Football Sports Performance.....	Mickey Marotti

LETTERWINNERS RETURNING: 48

Offense.....	20
Defense.....	26
Special Teams.....	2

LETTERWINNERS LOST: 28

Offense.....	13
Defense.....	12
Special Teams.....	3

STARTERS RETURNING: 15

Offense.....	8
QB J.T. Barrett, OC Billy Price, LT Jamarco Jones, LG Michael Jordan, RT Isaiah Prince, TE Marcus Baugh, RB Mike Weber, WR Parris Campbell	

Defense.....	7
DE Tyquan Lewis, DT Michael Hill, DT Dre'Mont Jones, DE Sam Hubbard, LB Chris Worley, LB Jerome Baker, SAF Damon Webb	

Kickers Returning.....	1
K Sean Nuernberger (kicked in 2015)	

STARTERS LOST: 7

Offense.....	3
OC Pat Elflein, H-B Curtis Samuel, WR Noah Brown	

Defense.....	4
LB Raekwon McMillan, CB Gareon Conley, CB Marshon Lattimore, SAF Malik Hooker	

STADIUM INFORMATION

Name.....	Ohio Stadium
Capacity.....	104,944
Surface.....	FieldTurf
Largest Crowd.....	110,045 vs. Michigan, 2016
Ohio State Record at Ohio Stadium.....	431-110-20
Press Box Phone.....	614-292-1812



Urban Meyer is in his 16th season as a head coach. His .850 winning percentage (165-29) is highest among all active coaches with at least 10 years experience at a four-year school.

2017 SCHEDULE

Aug. 31.....	at Indiana
Sept. 9.....	Oklahoma
Sept. 16.....	Army
Sept. 23.....	UNLV
Sept. 30.....	at Rutgers
Oct. 7.....	Maryland
Oct. 14.....	at Nebraska
Oct. 21.....	Off
Oct. 28.....	Penn State
Nov. 4.....	at Iowa
Nov. 11.....	Michigan State
Nov. 18.....	Illinois
Nov. 25.....	at Michigan
Dec. 2... ..	BIG Championship

2018 SCHEDULE

Sept. 1.....	Oregon State
Sept. 8.....	Rutgers
Sept. 15.....	vs. *TCU
Sept. 22.....	Tulane
Sept. 29.....	at Penn State
Oct. 6.....	Indiana
Oct. 13.....	Minnesota
Oct. 20.....	at Purdue
Oct. 27.....	Off
Nov. 3.....	Nebraska
Nov. 10....	at Michigan State
Nov. 17.....	at Maryland
Nov. 24.....	Michigan
Dec. 1....	BIG Championship
	*AT&T Stadium, Arlington, Texas.

2019 SCHEDULE

Aug. 31.....	Florida Atlantic
Sept. 7.....	Cincinnati
Sept. 14.....	at Indiana
Sept. 21.....	Miami (Ohio)
Sept. 28.....	at Nebraska
Oct. 5.....	Michigan State
Oct. 12.....	Off
Oct. 19.....	at Northwestern
Oct. 26.....	Wisconsin
Nov. 2.....	Off
Nov. 9.....	Maryland
Nov. 16.....	at Rutgers
Nov. 23.....	Penn State
Nov. 30.....	at Michigan
Dec. 7... ..	BIG Championship

ROSTER

No.	Name	Pos.	No.	Name	Pos.	Ht.	Wg.	Cl/Elg.....	Hometown/High School or J.C.
1	Johnnie Dixon*	WR	58	Joshua Alabi	DT	6-5	300	Jr./So.	Detroit, Mich. / Cass Tech
1	Jeffrey Okudah	CB	88	A.J. Alexander*	TE	6-2	252	Jr./So.	Burke, Va. / Lake Braddock
2	J.K. Dobbins	RB	3	Damon Arnette*	CB	6-0	195	Jr./So.	Fort Lauderdale, Fla. / St. Thomas Aquinas
2	Chase Young	DE	37	Alex Backenstoe	RB	6-1	220	Sr./Jr.	Hilliard, Ohio / Davidson
3	Damon Arnette*	CB	17	Jerome Baker**	LB	6-1	225	Jr./Jr.	Cleveland, Ohio / Benedictine
4	Jordan Fuller*	CB	16	J.T. Barrett, C***	QB	6-2	220	Gr./Sr.	Wichita Falls, Texas / Rider
5	Barron Browning	LB	55	Malik Barrow	DT	6-2	290	So./Fr.	Tampa, Fla. / Catholic & IMG Academy
6	Sam Hubbard**	DE	85	Marcus Baugh***	TE	6-5	250	5th/Sr.	Riverside, Calif. / J.W. North
7	Dwayne Haskins	QB	13	Rashod Berry*	DE	6-4	260	Jr./So.	Lorain, Ohio / Lorain
7	Damon Webb***	SAF	33	Dante Booker**	LB	6-3	240	Sr./Jr.	Akron, Ohio / St. Vincent-St. Mary
8	Trevon Grimes	WR	32	Tuf Borland	LB	6-1	230	So./Fr.	Bolingbrook, Ill. / Bolingbrook
8	Kendall Sheffield	CB	97	Nick Bosa*	DE	6-4	270	So./So.	Fort Lauderdale, Fla. / St. Thomas Aquinas
9	Jashon Cornell	DE	76	Branden Bowen*	OT	6-7	312	Jr./So.	Draper, Utah / Corner Canyon
9	Binjimen Victor*	WR	50	Nathan Brock	OL	6-4	285	So./So.	Powell, Ohio / Olentangy Liberty
10	Joe Burrow*	QB	5	Baron Browning	LB	6-4	230	Fr./Fr.	Fort Worth, Texas / Kennedale
10	Amir Riep	CB	69	Matthew Burrell*	OG	6-3	300	Jr./So.	Woodbridge, Va. / Hylton
11	Jalyn Holmes***	DE	10	Joe Burrow*	QB	6-3	215	Jr./So.	The Plains, Ohio / Athens
11	Austin Mack*	WR	98	Jerron Cage	DT	6-3	280	Fr./Fr.	Cincinnati / Winton Woods
12	Trevon Forte	WR	21	Parris Campbell**	WR	6-1	208	Sr./Jr.	Akron, Ohio / St. Vincent-St. Mary
12	Denzel Ward**	CB	91	Drue Chrisman	P	6-3	212	So./Fr.	Cincinnati, Ohio / LaSalle
13	Rashod Berry*	DE	43	Nick Conner	LB	6-3	234	Jr./So.	Dublin, Ohio / Scioto
13	Ke'Von Huguely	RB	18	Jonathon Cooper*	DE	6-3	250	So./Fr.	Gahanna, Ohio / Lincoln
14	K.J. Hill*	WR	9	Jashon Cornell	DT	6-3	280	Jr./So.	St. Paul, Minn. / Cretin-Derham Hall
14	Isaiah Pryor	SAF	61	Gavin Cupp	OL	6-4	305	So./Fr.	Leipsic, Ohio / Leipsic
15	Wayne Davis	CB	84	Brock Davin	TE	6-3	235	So./So.	Cincinnati / St. Xavier
15	Jaylen Harris	WR	15	Wayne Davis	CB	5-10	193	So./Fr.	Norfolk, Va. / Lake Taylor
16	J.T. Barrett***	QB	52	Wyatt Davis	OL	6-4	310	Fr./Fr.	Bellflower, Calif. / St. John Bosco
16	Keandre Jones	LB	1	Johnnie Dixon*	WR	5-11	195	Sr./Jr.	West Palm Beach, Fla./Dwyer
17	Jerome Baker**	LB	2	J.K. Dobbins	RB	5-10	208	Fr./Fr.	La Grange, Texas / La Grange
17	Elijaah Goins*	WR	70	Noah Donald	DL	6-1	275	So./So.	Uniontown, Ohio / Walsh Jesuit
18	Jonathan Cooper*	DE	30	Jared Drake	LB	6-0	225	Jr./Jr.	Westerville, Ohio / Westerville
18	Tate Martell	QB	89	Luke Farrell	TE	6-6	250	So./Fr.	Perry, Ohio / Perry
19	E. Glover-Williams*WR		77	Kevin Feder	OT	6-9	303	Jr./So.	Ramsey, N.J. / Don Bosco Prep
20	Pete Werner	LB	12	Trevon Forte	WR	5-8	185	Sr./Sr.	Youngstown, Ohio/Cardinal Mooney
21	Parris Campbell** WR		4	Jordan Fuller*	SAF	6-2	207	So./So.	Old Tappan, N.J. / Old Tappan
21	Marcus Williamson CB		19	E. Glover-Williams*	WR	5-9	180	Jr./Jr.	Canton, Ohio / McKinley
23	Jahsen Wint	SAF	87	Elijah Gardiner	WR	6-4	200	Fr./Fr.	Kemp, Texas / Kemp
24	Kierre Hawkins	TE	92	Haskell Garrett	DT	6-2	286	Fr./Fr.	Las Vegas, Nev. / Bishop Gorman
24	Shaun Wade	CB	17	Elijaah Goins*	WR	6-1	200	Sr./Sr.	Concord, N.C. / Cox Mill
25	Mike Weber*	RB	8	Trevon Grimes	WR	6-4	202	Fr./Fr.	Fort Lauderdale, Fla. / St. Thomas Aquinas
25	Brendon White	SAF	53	Davon Hamilton*	DT	6-4	300	Jr./So.	Pickerington, Ohio / Pickerington Central
26	Antonio Williams	RB	46	CinQuan Haney	CB	6-1	200	Sr./Sr.	Dayton, Ohio / Chaminade-Julienne
28	Jordan Leasure	RB	15	Jaylen Harris	WR	6-5	205	Fr./Fr.	Cleveland / Cleveland Heights
30	Jared Drake	LB	39	Malik Harrison*	LB	6-3	235	So./So.	Columbus, Ohio / Walnut Ridge
30	Demario McCall*	RB	7	Dwayne Haskins	QB	6-3	214	So./Fr.	Potomac, Md. / Bullis School
32	Tuf Borland	LB	95	Blake Haubeil	K	6-3	200	Fr./Fr.	Buffalo, N.Y. / Canisius
33	Dante Booker**	LB	81	Jake Hausmann	TE	6-4	252	So./Fr.	Cincinnati / Archbishop Moeller
34	Erick Smith**	SAF	24	Kierre Hawkins	TE	6-3	248	So./Fr.	Maple Heights, Ohio / Senior
35	Chris Worley***	LB	14	K.J. Hill*	WR	6-0	198	Jr./So.	Little Rock, Ark. / North Little Rock
36	Zach Turnure*	LB	77	Michael Hill**	DT	6-3	305	5th/Sr.	Pendleton, S.C./Pendleton
37	Alex Backenstoe	RB	47	Justin Hilliard	LB	6-1	230	Jr./So.	Cincinnati, Ohio / St. Xavier H.S.
37	Derrick Malone	TE	11	Jalyn Holmes***	DE	6-5	270	Sr./Sr.	Norfolk, Va. / Lake Taylor
39	Malik Harrison*	LB	6	Sam Hubbard**	DE	6-5	265	Sr./Jr.	Cincinnati, Ohio / Archbishop Moeller
41	Hayden Jester	LB	13	Ke'Von Huguely	RB	5-7	180	Jr./Jr.	Dayton, Ohio/Meadowdale
42	Darius Slade*	DE	41	Hayden Jester	LB	6-1	230	So./So.	Cincinnati, Ohio / LaSalle
43	Nick Conner	LB	86	Dre'Mont Jones*	DT	6-3	295	Jr./So.	Cleveland, Ohio / St. Ignatius
46	CinQuan Haney	SAF	74	Jamarco Jones***	OT	6-5	310	Sr./Sr.	Chicago, Ill. / De La Salle

ROSTER

No.	Name	Pos.	Ht.	Wg.	Cl/Elg.....	Hometown/High School or J.C.
16	Keandre Jones	LB	6-2	225	So./So.	Olney, Md. / Good Counsel
73	Michael Jordan*	OG	6-7	310	So./So.	Canton, Mich. / Plymouth
78	Demetrius Knox*	OG	6-4	308	Sr./Jr.	Fort Worth, Texas / All Saints Episcopal
90	Bryan Kristan	K	6-3	190	Jr./Jr.	Canfield, Ohio / Canfield
67	Robert Landers*	DT	6-1	283	Jr./So.	Dayton, Ohio / Huber Heights
28	Jordan Leasure	RB	6-0	215	So./So.	Amanda, Ohio / Clearcreek
59	Tyquan Lewis, C***	DE	6-4	265	Gr./Sr.	Tarboro, N.C./Tarboro
11	Austin Mack*	WR	6-2	215	So./So.	Fort Wayne, Ind. / Bishop Luers
37	Derrick Malone	TE	6-5	245	Jr./Jr.	Dayton, Ohio / Thurgood Marshall
18	Tate Martell	QB	5-11	205	Fr./Fr.	Las Vegas / Bishop Gorman
30	Demario McCall*	RB	5-9	195	So./Fr.	North Ridgeville, Ohio / North Ridgeville
49	Liam McCullough*	LS	6-2	228	Jr./So.	Columbus, Ohio / Worthington Kilbourne
83	Terry McLaurin**	WR	6-1	204	Sr./Jr.	Indianapolis, Ind. / Cathedral
75	Thayer Munford	OL	6-6	325	Fr./Fr.	Cincinnati / Massillon Washington
71	Josh Myers	OL	6-5	305	Fr./Fr.	Miamisburg, Ohio / Miamisburg
96	Sean Nuernberger**	K	6-1	225	Sr./Jr.	Buckner, Ky./Oldham County H.S.
1	Jeffrey Okudah	CB	6-1	193	Fr./Fr.	Grand Prairie, Texas / South Grand Prairie
62	Brandon Pahl	OL	6-2	295	Jr./Jr.	Cutler, Ohio/Warren
60	Blake Pfenning	OL	6-5	290	Jr./Jr.	Wapakoneta, Ohio / Wapakoneta
54	Billy Price, C***	OG	6-4	312	5th/Sr.	Austintown, Ohio/Fitch
66	Malcolm Pridgeon	OL	6-7	315	Sr./Jr.	Central Islip, N.Y. / Nassau C.C.
59	Isaiah Prince**	OT	6-7	310	Jr./Jr.	Greenbelt, Md. / Eleanor Roosevelt
14	Isaiah Pryor	SAF	6-2	192	Fr./Fr.	Bradenton, Fla. / IMG Academy
10	Amir Riep	CB	5-11	183	Fr./Fr.	Cincinnati / Colerain
80	C.J. Saunders	WR	5-10	176	Jr./Jr.	Dublin, Ohio / Coffman
8	Kendall Sheffield	CB	6-0	183	Jr./So.	Missouri City, Texas / Blinn College
42	Darius Slade*	DE	6-4	255	Sr./Jr.	Montclair, N.J. / Montclair
34	Erick Smith**	SAF	6-0	203	Sr./Sr.	Cleveland, Ohio / Glenville
93	Tracy Sprinkle*	DT	6-3	293	5th/Sr.	Elyria, Ohio/Elyria
79	Brady Taylor*	OC	6-5	300	Sr./Jr.	Columbus, Ohio / Bishop Ready
94	Dylan Thompson	DT	6-5	280	Sr./Jr.	Lombard, Ill. / Montini Catholic
36	Zach Turnure*	LB	6-1	228	Sr./Sr.	St. Louis, Mo./CBC
9	Binjimen Victor*	WR	6-4	195	So./So.	Pompano Beach, Fla. / Coconut Creek
24	Shaun Wade	CB	6-1	185	Fr./Fr.	Jacksonville, Fla. / Trinity Christian Academy
12	Denzel Ward**	CB	5-11	191	Jr./Jr.	Macedonia, Ohio / Nordonia
7	Damon Webb***	SAF	5-11	195	Sr./Sr.	Detroit, Mich. / Cass Tech
25	Mike Weber*	RB	5-10	214	Jr./So.	Detroit, Mich. / Cass Tech
20	Pete Werner	LB	6-3	215	Fr./Fr.	Indianapolis / Cathedral
25	Brendon White	SAF	6-2	210	Fr./Fr.	Powell, Ohio / Olentangy Liberty
26	Antonio Williams	RB	5-11	208	So./So.	New London, N.C. / North Stanly
21	Marcus Williamson	CB	5-10	180	Fr./Fr.	Westerville, Ohio / IMG Academy
23	Jahsen Wint	SAF	5-10	196	So./Fr.	Brooklyn, N.Y. / Erasmus Hall
64	Jack Wohlabaugh	OL	6-4	293	So./Fr.	Bath, Ohio / Walsh Jesuit
63	Kevin Woidke	OL	6-6	295	Jr./Jr.	Cleveland, Ohio / St. Ignatius
35	Chris Worley***	LB	6-2	230	5th/Sr.	Cleveland, Ohio/Glenville
2	Chase Young	DE	6-5	240	Fr./Fr.	Upper Marlboro, Md. / DeMatha Catholic

No.	Name	Pos.
47	Justin Hilliard	LB
49	Liam McCullough*	LS
50	Nathan Brock	OL
52	Wyatt Davis	OL
53	Davon Hamilton*	DT
54	Billy Price***	OG
55	Malik Barrow	DT
58	Joshua Alabi	DT
59	Tyquan Lewis***	DE
59	Isaiah Prince**	OT
60	Blake Pfenning	OL
61	Gavin Cupp	OL
62	Brandon Pahl	OL
63	Kevin Woidke	OL
64	Jack Wohlabaugh	OL
66	Malcolm Pridgeon	OL
67	Robert Landers*	DT
69	Matthew Burrell*	OG
70	Noah Donald	DL
71	Josh Myers	OL
73	Michael Jordan*	OG
74	Jamarco Jones***	OT
75	Thayer Munford	OL
76	Branden Bowen*	OT
77	Kevin Feder	OT
77	Michael Hill**	DT
78	Demetrius Knox*	OG
79	Brady Taylor*	OC
80	C.J. Saunders	WR
81	Jake Hausmann	TE
83	Terry McLaurin**	WR
84	Brock Davin	TE
85	Marcus Baugh***	TE
86	Dre'Mont Jones*	DT
87	Elijah Gardiner	WR
88	A.J. Alexander*	TE
89	Luke Farrell	TE
90	Bryan Kristan	K
91	Drue Chrisman	P
92	Haskell Garrett	DT
93	Tracy Sprinkle*	DT
94	Dylan Thompson	DT
95	Blake Haubeil	K
96	S. Nuernberger**	K
97	Nick Bosa*	DE
98	Jerron Cage	DT

2017 PRONUNCIATION GUIDE

Mickey Marotti muh-RAW-tee
 Greg Schiano SHE-on-oh
 Greg Studrawa STEW-draw-wah
 Joshua Alabi AL-uh-bee
 Damon Arnette are-NET
 Matthew Burrell burr-RELL
 Jerron Cage juh-RON
 Jashon Cornell JAY-shon
 Kevin Feder FEE-der
 Trevon Forte TRAY-von for-TAY

Trevon Grimes tray-VON
 Blake Haubeil HAW-bill
 Davon Hamilton duh-VON
 Jalyn Holmes JAY-lyn
 Ke'Von Huguely kuh-VON HUE-glee
 Dre'Mont Jones DRAY-mont
 Tyquan Lewis TIE-kwon
 Liam McCullough LEE-um
 Sean Nuernberger NERN-ber-ger

Jeffrey Okudah oh-KOO-duh
 Brandon Pahl PALL
 Blake Pfenning FEH-ning
 Amir Riep ah-MEER REEP
 Zach Turnure TURN-year
 Denzel Ward den-ZEL
 Jahsen Wint JAW-sin
 Jack Wohlabaugh WOLE-uh-bah
 Kevin Woidke WOYD-key

A LOOK AT THE 2017 SEASON



BARRETT



PRICE

NUMBERS

Ohio State's spring roster has 48 lettermen on it and includes 16 seniors and 24 juniors. Five lettermen did not letter in 2016 because of injury, but did so in 2015. The veteran, experienced junior and senior players are:

- **On offense** – QB J.T. Barrett, TE Marcus Baugh, WR Parris Campbell, OT Jamarco Jones, WR Terry McLaurin, C Billy Price and OT Isaiah Prince.
- **On defense** – LB Jerome Baker, LB Dante Booker, DT Michael Hill, DE Jalyn Holmes, DE Sam Hubbard, DE Tyquan Lewis, SAF Erick Smith, DT Tracy Sprinkle, SAF Damon Webb, CB Denzel Ward and LB Chris Worley.

29 FRESHMEN PLAYED IN 2016

A total of 29 scholarship freshmen saw action during the 2016 season for the Buckeyes. Included in this total were 11 true freshmen, led by 13-game starter at left guard Michael Jordan on offense, and defensive end/tackle Nick Bosa, who finished second among the defenders with 5.0 quarterback sacks. RB Mike Weber, a 1,000-yard rusher, and DT Dre'Mont Jones, the leader among the defensive linemen with 52 tackles, were season-long starters as red-shirt freshmen. All four of those players earned freshmen All-America honors.

2017 POSITION-BY-POSITION PEEK:

DEFENSIVE LINE

Coach Larry Johnson (4th year at Ohio State)



LEWIS

This Spring ... Urban Meyer called the defensive line the strength of the team on defense, noting that the unit is fast and full of really good players. He termed the four defensive ends – Tyquan Lewis, Jalyn Holmes, Sam Hubbard and Nick Bosa – “elite,” experienced and as good as any unit of ends in the country. He also said Dre'mont Jones is turning into a fine tackle and Tracy Sprinkle can be an x-factor once he returns this fall from injury. Robert Landers and Michael Hill had fine springs. Davon Hamilton had surgery on his foot early on in the spring but will return for fall camp. Sprinkle and Darius Slade rehabbed but did not compete.

Lettermen returning (12): DEs Tyquan Lewis, Jalyn Holmes, Sam Hubbard, Darius Slade (inj. in 2016) Nick Bosa, Rashod Berry and Jonathan Cooper, and DTs Michael Hill, Tracy Sprinkle (inj. in 2016), Dre'Mont Jones, Robert Landers and Davon Hamilton.

Starter Stats: All four starters from 2016 return giving the unit 66 combined starts with senior Tyquan Lewis the leader with 26 and junior Sam Hubbard (14 starts), senior Michael Hill (14) and sophomore Dre'Mont Jones (12) significantly seasoned. Holmes is a starter even though he doesn't have a start. Sprinkle was a Game 1 starter but was injured and lost for the season.

Notable Notes: This unit is a formidable force and flexible. Johnson mixes, matches and moves his linemen around based on situation. Lewis was the Big Ten's defensive lineman of the year and Hubbard was an Academic All-American. Bosa and Jones were freshmen All-Americans.

Numbers: Lewis is coming off an eight-sack, three-forced fumble season and he has a team-best 27.0 career TFLs and 16.5 sacks. Bosa was second on the team in sacks with 5.0. Hubbard has 16 career TFLs and 10.0 sacks. Jones led all linemen last year with 52 tackles. Holmes had 8.5 TFLs in 2016.

OFFENSIVE LINE

Coach Greg Studrawa (2nd year at Ohio State)

This Spring ... The battle for the open right guard position will continue into the fall. Demetrius Knox was running with the first unit this spring, Malcolm Pridgeon was still learning and Matthew Burrell was the most improved offensive lineman on the team. All three have stepped in at the position. Meyer said there is still a lot of work to be done with the second unit and that there needed to be more competition there.

Lettermen Returning (8): Billy Price, Jamarco Jones, Isaiah Prince, Michael Jordan, Branden Bowen, Matthew Burrell, Brady Taylor and Demetrius Knox.

Starter Stats: Four of five starters return with each starting all 13 games in 2016. Price is the veteran with 41 consecutive starts – he's started every game the past three years – and he will be a force once again. Jones and Prince were the everyday left and right tackles last year, respectively, while Jordan was merely the first true freshman to start on the offensive line since Orlando Pace in 1994.

Notable Notes: Price, like Pat Elflein last year, has moved to center for his senior season which will further enhance his status as a team leader while diversifying his skills and talents for the next level. Elflein was a unanimous All-American and the Rimington Award winner as the nation's outstanding center. Price was a first-team All-American by the American Football Coaches Association, Jones was second-team all-Big Ten and Jordan was a freshman All-American.

Numbers: The four starters are experienced, with over 900 snaps apiece last year. Reserves Bowen, Taylor and Burrell played on special units but also contributed 104, 103 and 82 plays on offense, respectively.



RECEIVERS

Coach Zach Smith (6th year at Ohio State)

This Spring ... Parris Campbell had an outstanding spring while filling the fleet feet of Curtis Samuel at H-back. Terry McLaurin also had an excellent spring, as did Binjimen Victor, K.J. Hill, Austin Mack and Johnny Dixon. The deep ball was a major emphasis of this unit with coaches charting all such throws all spring.

Lettermen Returning (6): Parris Campbell, Terry McLaurin, Johnny Dixon, K.J. Hill, Austin Mack and Binjimen Victor

Starter Stats: Campbell started nine games in 2016 and McLaurin started four for 13 career starts within the position group.

Notable Notes: Curtis Samuel and Noah Brown's early entries into the NFL Draft leaves this group down its top two receivers from 2016. The duo combined for 106 receptions and 14 of the team's 26 touchdown catches. Hill, Victor and Mack were freshmen last year who have bright futures.

Numbers: McLaurin and Campbell were Nos. 2 and 3 last year among receivers in plays, but their numbers include special teams, where both are standouts. Hill, though, is the leading returning receiver with 18 catches with Campbell (13) and McLaurin (11) next. Only Hill, with four, and Victor, with two, have receptions greater than 20 yards among the returning players.

LINEBACKERS

Coach Bill Davis (1st year at Ohio State)

This Spring ... Chris Worley moved to middle linebacker on Day 1 of spring drills, after playing on the outside last year, and was terrific as the quarterback of the defense. Jerome Baker continued to improve after his outstanding sophomore season and Dante Booker ran with the first team all spring. Sophomore Malik Harrison was having a tremendous spring before he joined talented freshman Barron Browning on the sidelines with shoulder injuries and surgeries. Both are athletic and will play this fall, according to Meyer. Justin Hilliard returned from injury and was noticeable. Nick Connor suffered a knee injury early in spring and also had surgery. Tuf Borland is a scholarship linebacker coming off a red-shirt campaign.

Lettermen Returning (5): Chris Worley, Dante Booker, Jerome Baker, Malik Harrison and Zach Turnure

Starter Stats: Worley started all 13 games last season and Baker started 12 after replacing Booker, who was injured in the first game of the season and ultimately red-shirted.



Notable Notes: Baker was sensational last year as a true sophomore and Worley was steady in his first year as a starter. Replacing two-time, second-team All-American and two-time leading tackler Raekwon McMillan in the middle won't be an easy task for first-year coach Bill Davis, who spent 24 seasons in the NFL and was a linebackers coach for eight seasons. Worley, who replaced Darron Lee on the outside last year, may be just what Davis needs to replace McMillan.

Numbers: Baker was second on the team with 83 tackles and he had huge interceptions against Oklahoma and Michigan. Worley's 70 tackles included 11 against Michigan and 10 vs. both Oklahoma and Clemson. Harrison was a high achiever as a true freshman, playing in all 13 games and earning his letter.

CORNERBACKS

Coach Kerry Coombs (6th year at Ohio State)

This Spring ... Denzel Ward and Damon Arnette have had fine springs, according to Meyer, in their mission to replace two first-round NFL Draft pick cornerbacks. Three freshmen cornerbacks and a juco transfer enrolled early and competed this spring: Jeffrey Okudah, Shaun Wade, Marcus Williamson, and juco transfer Kendall Sheffield.

Lettermen Returning (2): Denzel Ward and Damon Arnette.

Starter Stats: There are none at this time for this unit.

Notable Notes: For the second year in a row, Coombs loses a starter to the NFL early only this year he loses two. Eli Apple was the No. 10 pick in the 2016 NFL Draft. This year, Marshon Lattimore and Gareon Conley each left with eligibility and both were selected in the first round of the NFL Draft.

Numbers: Coombs clearly had a pair of talented starters last year, but he also had some depth, and he used it. Ward may not



have a start to his credit, but he played starter snaps – 468 plays – on defense and Arnette played 181 snaps on defense as a freshman. Burns lettered as a true freshman, which is no small achievement.

SAFETIES

Coach Greg Schiano (2nd year at Ohio State)

This Spring ... Damon Webb, the starter last year opposite Malik Hooker, was much improved, according to Meyer. Erick Smith and Jordan Fuller are the veterans competing for the other safety position.

Lettermen Returning (3): Damon Webb, Erick Smith and Jordan Fuller with Eric Glover-Williams a letterwinner at the position but who moved to receiver.

CAREER STARTS

OFFENSE (155)

Receiver (16)	2016	Career
Parris Campbell	9	12
Terry McLaurin	4	4

Quarterback (30)	2016	Career
J.T. Barrett	13	30

Tight End (18)	2016	Career
Marcus Baugh	13	17
A.J. Alexander	1	1

Offensive Line (80)	2016	Career
Billy Price	13	41
Jamarco Jones	13	13
Isaiah Prince	13	13
Michael Jordan	13	13

Running Back (11)	2016	Career
Mike Weber	11	11

DEFENSE (55)

Defensive Line (15)	2016	Career
Tyquan Lewis	13	26
Sam Hubbard	13	14
Michael Hill	13	14
DreMont Jones	12	12
Tracy Sprinkle	1	1

Linebacker (27)	2016	Career
Chris Worley	13	14
Jerome Baker	12	12
Dante Booker	1	1

Safety (13)	2016	Career
Damon Webb	13	13

Starter Stats: Webb started all 13 games last season alongside Malik Hooker.

Notable Notes: Hooker was a unanimous All-American in his one season as a starter who is the projected No. 1 safety in this year's NFL Draft. He led the nation in "pick-sixes" with three and his seven interceptions ranked third.

Numbers: Webb had a 36-yard "pick-six" against Nebraska and he actually had more plays on defense than Hooker last year: 810 to 808. Webb was also Top 5 on the team in tackles with 57. Erick Smith has played in 33 games and Jordan Fuller played in all 13 last season as a true freshman.

QUARTERBACK

Coach Ryan Day (1st year at Ohio State)

This Spring ... Improving pass protection, completion percentage and finishing blocks were emphasized this spring in the passing game. J.T. Barrett is No. 1 at the position with Joe Burrow ahead of red-shirt freshman Dwayne Haskins for the No. 2 spot coming out of spring.

Lettermen Returning (2): J.T. Barrett and Joe Burrow.

Starter Stats: Barrett has started 30 games over the past three seasons.

Notable Notes: The fifth-year senior Barrett has twice been named the quarterback of the year in the Big Ten Conference and he shared Chicago Tribune Silver Football honors last year.

Numbers: Barrett is 26-4 as a starting quarterback, has 25 school and Big Ten records and is seven touchdowns away from Drew Brees' Big Ten record of 106 career touchdowns responsible for. He's on pace to shatter Ohio State's passing yards record and could become one of the Top 5 rushers in school history. Burrow played in four games last year and was 22 of 28 passing for 226 yards and two touchdowns.

RUNNING BACKS

Coach Tony Alford (3rd year at Ohio State)



WEBER

This Spring ... One-thousand yard rusher as a freshman Mike Weber separated himself and had an exceptional spring, according to Meyer. He is "where he should be and is doing a very good job." True freshman and early enrollee

J.K. Dobbins raised eyebrows with his play and Demario McCall had a good spring as well. Antonio Williams was bothered at times with a hamstring issue.

Lettermen Returning (2): Mike Weber and Demario McCall.

Starter Stats: Weber started 11 times last year as a red-shirt freshman.

Notable Notes: Weber is the third Ohio State freshman to crack 1,000 yards rushing (1,096 yards with nine touchdowns) and he is the ninth Buckeye to capture Big Ten freshman of the year honors.

Numbers: McCall was Weber's back-up and he had the most rushing yards as a true freshman (270) in the last 10 years, or since Beanie Wells had 576 in 2006. There are only two other scholarship running backs: sophomore Antonio Williams and true freshman J.K. Dobbins.

TIGHT END

Coach Kevin Wilson (1st year at Ohio State)

This Spring ... This was the most improved position on the team, according to Meyer. This even though returning starter Marcus Baugh did not practice while recovering from shoulder surgery. A.J.

Alexander played really well, but then injured his knee after spring drills and was lost for the 2017 season. Luke Farrell started to emerge after a red-shirt campaign in 2016 and is just ahead of Jake Hausman, but the two are comparable.

Lettermen Returning (1): Marcus Baugh.

Starter Stats: Baugh has started 17 times in his career, including in all 13 games last season.

Notable Notes: Baugh is a fifth-year senior who has considerable experience with 38 games played and a 24-reception, 269-yards year in 2016.

Numbers: Three true freshman red-shirted last season: Luke Farrell, Jake Hausmann and Kierre Hawkins.

SPECIAL TEAMS – Meyer/Coombs

Lettermen Returning (2): LS Liam McCullough and K Sean Nuernberger

Starter Stats: The important thing here is that McCullough has snapped and Nuernberger has kicked.

Notable Notes: Talented Australian punter Cameron Johnston, who led the Big Ten in punting three times and had the Buckeyes No. 1 in net punting three times, will be missed. McCullough handled all long-snapping duties in 2016 except for the Oklahoma game, when he was ill. Nuernberger set 10 kicking records as a freshman, including three Big Ten, but has been wedged out of playing time each of the past two seasons by a transfer.

Numbers: Nuernberger is 16-for-24 in his career on field goals and his 106 consecutive extra points is a school record and within reach of the Big Ten record of 141. Red-shirt freshman Drue Chrisman was the No. 1 punter as a high school senior by several rating organizations.

2017 OHIO STATE RECRUITING CLASS

Name	Pos.	Ht.....	Wt.....	Hometown/High School
*Baron Browning	LB	6-4230	Fort Worth, Texas/Kennedale
Jerron Cage	DT	6-3280	Cincinnati / Winton Woods
Wyatt Davis	OL	6-4310	Bellflower, Calif. / St. John Bosco
*J.K. Dobbins	RB	5-10208	La Grange, Texas / La Grange
Elijah Gardiner	WR	6-4200	Kemp, Texas / Kemp
Haskell Garrett	DT	6-2286	Las Vegas / Bishop Gorman
Trevon Grimes	WR	6-4202	Fort Lauderdale, Fla. / St. Thom. Aquinas
Jaylen Harris	WR	6-5205	Cleveland / Cleveland Heights
Blake Haubeil	K	6-3200	Buffalo, N.Y. / Canisius
*Tate Martell	QB	5-11205	Las Vegas / Bishop Gorman
Thayer Munford	OL	6-6325	Cincinnati / Massillon Washington

Name	Pos.	Ht.....	Wt.....	Hometown/High School
*Josh Myers	OL	6-5305	Miamisburg, Ohio / Miamisburg
*Jeffrey Okudah	CB	6-1193	Grand Prairie, Texas / South Grand Prairie
*Isaiah Pryor	S	6-2192	Bradenton, Fla. / IMG Academy
Amir Riep	CB	5-11183	Cincinnati / Colerain
*Kendall Sheffield	CB	6-0183	Missouri City, Texas / Blinn College
*Shaun Wade	CB	6-1185	Jacksonville, Fla. / Trinity Christian Acad.
Pete Werner	LB	6-3215	Indianapolis / Cathedral
*Brendon White	ATH	6-2210	Powell, Ohio / Olentangy Liberty
*Marcus Williamson	CB	5-10180	Westerville, Ohio / IMG Academy
Chase Young	DE	6-5240	Upper Marlboro, Md. / DeMatha Catholic
*Early enrollee				

HEAD COACH URBAN MEYER



Ohio State University head football coach Urban Meyer is 61-6 through his first five seasons leading one of the most storied programs in college football. He has coached the Buckeyes to a national championship in 2014 – the program’s eighth – by winning the first College Football Playoff (CFP), to a repeat appearance in the CFP in 2017, to five consecutive Big Ten conference divisional titles and a Big Ten crown in 2014, to a 38-2 record in Big Ten games and to a 16-4 record versus ranked teams.

He has done this by developing and overseeing a program culture that requires accountability, promotes respect, prepares young men for life after football and develops football skill sets and talents at an unsurpassed rate: his program has produced 33 NFL draft picks the last five years, including 10 first-round picks and record numbers of draft picks through the second, third and fourth rounds of the 2016 NFL Draft.

And his team members are getting it done in the classroom, as well. Ohio State Buckeyes have earned four academic All-American honorees the past three years, one National Football Foundation Scholar-Athlete award and the team is coming off its finest academic semester under Meyer last fall with record numbers of students with 3.0 (or above) grade point averages for the semester and cumulatively.



QUICK FACTS

Hometown: Ashtabula, Ohio

High School: St. John

Age: 53

Alma Mater: Cincinnati, 1986

Master’s Degree: Ohio State, 1988

Year in Coaching: 31st (sixth year at Ohio State)

Wife: Shelley

Children: Daughters, Nicki and Gigi; son, Nate; son-in-law, Corey Dennis and grandson, Troy

COACHING EXPERIENCE

2012-pres.....Head Coach..... Ohio State
 2005-10Head Coach.....Florida
 2003-04.....Head Coach..... Utah
 2001-02Head Coach..... Bowling Green
 1996-2000Wide Receivers.....Notre Dame

1990-95Wide Receivers..... Colorado State
 1989Quarterbacks/Wide Receivers..... Illinois State
 1988Outside Linebackers..... Illinois State
 1987Grad Assistant (Wide Receivers) Ohio State
 1986Grad Assistant (Tight Ends)..... Ohio State

HEAD COACHING RECORD

Year	School	Overall Record	Conf. Record	Final Polls	Bowl Game
2001	Bowling Green	8-3	5-3	NR	None
2002	Bowling Green	9-3	6-2	NR	None
2003	Utah	10-2	6-1	21/21	Liberty
2004	Utah	12-0	7-0	4/5	Fiesta
2005	Florida	9-3	5-3	12/16	Outback
2006	Florida	13-1	7-1	1/1	BCS Championship
2007	Florida	9-4	5-3	13/16	Capital One
2008	Florida	13-1	7-1	1/1	BCS Championship
2009	Florida	13-1	8-0	3/3	Sugar
2010	Florida	8-5	4-4	NR	Outback
2012	Ohio State	12-0	8-0	3/NR	-
2013	Ohio State	12-2	8-0	10/12	Orange
2014	Ohio State	14-1	8-0	1/1	Sugar / CFP Championship
2015	Ohio State	12-1	7-1	4/4	Fiesta
2016	Ohio State	11-2	8-1	6/6	CFP Semifinal / Fiesta
Ohio State Totals (5 years):		61-6	39-2		
Career Totals (15 years):		165-29	99-20		



URBAN MEYER RECORDS

Ohio State Home Record.....	34-2 (.944)
Career Home Record.....	91-9 (.910)
Ohio State Road Record.....	22-1 (.957)
Career Road Record.....	55-14 (.797)
Career Neutral Record.....	19-6 (.760)
Career versus Top 25.....	37-14 (.725)
Career versus Top 10.....	20-8 (.714)
Career versus Top 5.....	11-4 (.733)
Career versus No. 1.....	3-2 (.600)
Career in Overtime.....	6-0 (1.000)
Career in Bowl/Playoff Games.....	10-3 (.769)
Career in Conference Championship Games...	3-2 (.600)
Career in National Championship Games.....	3-0 (1.000)

These first 15 years as a head coach for Meyer, featuring three national championships and a record of 165 wins against just 29 losses for an .850 winning percentage, have been full of accomplishment, achievement and success for which few can compare. Consider:

- Meyer is the third-winningest coach in the history of college football (at least 10 years at an FBS school), trailing only Knute Rockne and Frank Leahy;
- Meyer's .850 winning percentage is No. 1 among all active coaches with at least five years of experience at an FBS school;
- He set the major college record with 165 wins through his first 15 seasons as a head coach;
- Meyer's 2015 Buckeye senior class was the first Power 5 school to win 50 games over a four-year run (2012-15);
- Meyer is the only modern day coach to win national championships coaching in two different conferences and, with championships in 2006 and 2008 at Florida and 2014 at Ohio State, he is one of only two coaches to win national titles at two different schools;
- He is the first coach in modern history – since 1937 when the NCAA began keeping records – to win at least 13 games in consecutive years (in 2008 and 2009), three times (2006-08-09) and four times (2006-08-09 at Florida and 2014 at Ohio State);
- Meyer is the only coach in major college history to have four different winning streaks of at least 20 games (20 with Utah/Florida; 22 at Florida; 25 with Florida and Ohio State; and 23 at Ohio State). Only eight other coaches have had even two winning streaks of at least 20 games;
- Meyer won more games his first 10 years – 104 – than all but three coaches in college football history; and
- Meyer reached 100 wins faster than all but one coach – Bud Wilkinson – in the last 57 years and faster than all but five coaches all-time.

Making the Great State of Ohio Proud

Born in Toledo, raised in Ashtabula and with degrees from Cincinnati and Ohio State, Urban Meyer made it clear from the day he took the Ohio State position - Nov. 28, 2011 - what his intentions are: "We're going to make the great state of Ohio proud with everything we do."

With "a statewide approval rating roughly equal to that of free ice cream" wrote David Briggs of The Blade in 2016, Meyer has, indeed, made Ohio proud of his Buckeyes.

CAREER GAME-BY-GAME

BOWLING GREEN – 2001 (8-3; 5-3 MAC)

Sept. 1.....	at Missouri	W	20-13
Sept. 8.....	Buffalo	W	35-0
Sept. 22.....	Temple	W	42-23
Sept. 29.....	at Marshall	L	31-37
Oct. 6.....	Kent State	W	24-7
Oct. 13.....	at W. Michigan	L	28-37
Oct. 20.....	at Akron	W	16-11
Nov. 3.....	Miami	L	21-24
Nov. 10.....	at Ohio	W	17-0
Nov. 17.....	at Northwestern	W	43-42
Nov. 23.....	Toledo	W	56-21

BOWLING GREEN – 2002 (9-3; 6-2 MAC)

Aug. 29.....	Tennessee Tech	W	41-7
Sept. 14.....	Missouri	W	51-28
Sept. 21.....	at Kansas	W	39-16
Oct. 5.....	Ohio	W	72-21
Oct. 12.....	at C. Michigan	W	45-35
Oct. 19.....	W. Michigan	W	48-45 OT
Oct. 26.....	Ball State	W	38-20
Nov. 2.....	at Kent State	W	45-14
Nov. 9.....	at N. Illinois	L	17-26
Nov. 16.....	at USF	L	7-29
Nov. 23.....	E. Michigan	W	63-21
Nov. 30.....	at Toledo	L	24-42

UTAH – 2003 (10-2; 6-1 MWC)

Aug. 28.....	Utah State	W	40-20
Sept. 6.....	at Texas A&M	L	26-28
Sept. 11.....	California	W	31-24
Sept. 27.....	at Colorado State	W	28-21
Oct. 3.....	#19 Oregon	W	17-13
Oct. 11.....	San Diego State	W	27-6
Oct. 18.....	at UNLV	W	28-10
Oct. 25.....	New Mexico	L	35-47
Nov. 1.....	at Air Force	W	45-43 3OT
Nov. 15.....	Wyoming	W	47-17
Nov. 22.....	at BYU	W	3-0
Dec. 31.....	vs. Southern Miss@	W	17-0

@Liberty Bowl at Memphis, Tenn.

UTAH – 2004 (12-0; 7-0 MWC)

Sept. 2.....	Texas A&M	W	41-21
Sept. 11.....	at Arizona	W	23-6
Sept. 18.....	at Utah State	W	48-6
Sept. 25.....	Air Force	W	49-35
Oct. 1.....	at New Mexico	W	28-7
Oct. 16.....	North Carolina	W	46-16
Oct. 23.....	UNLV	W	63-28
Oct. 30.....	at San Diego State	W	51-28
Nov. 6.....	Colorado State	W	63-31
Nov. 13.....	at Wyoming	W	45-28
Nov. 20.....	BYU	W	52-21
Jan. 1.....	vs. #25 Pittsburgh@	W	35-7

@Fiesta Bowl at Tempe, Ariz.

FLORIDA – 2005 (9-3; 5-3 SEC)

Sept. 3.....	Wyoming	W	32-14
Sept. 10.....	Louisiana Tech	W	41-3
Sept. 17.....	#5 Tennessee	W	16-7
Sept. 24.....	at Kentucky	W	49-28
Oct. 1.....	at #15 Alabama	L	3-31
Oct. 8.....	Mississippi St.	W	35-9
Oct. 15.....	at #10 LSU	W	17-21
Oct. 29.....	vs. #4 Georgia*	W	14-10
Nov. 5.....	Vanderbilt	W	49-42 2OT
Nov. 12.....	at South Carolina	L	22-30
Nov. 26.....	#23 Florida State	W	34-7
Jan. 2.....	vs. Iowa@	W	31-24

*at Jacksonville, Fla.; @Outback Bowl at Tampa, Fla.

FLORIDA – 2006 (13-1; 7-1 SEC)

Sept. 2.....	Southern Miss	W	34-7
Sept. 9.....	UCF	W	42-0
Sept. 16.....	at #13 Tennessee	W	21-20
Sept. 23.....	Kentucky	W	26-7
Sept. 30.....	Alabama	W	28-13
Oct. 7.....	#9 LSU	W	23-10
Oct. 14.....	at #11 Auburn	L	17-27
Oct. 28.....	vs. Georgia*	W	21-14

Nov. 4.....	at Vanderbilt	W	25-19
Nov. 11.....	South Carolina	W	17-16
Nov. 18.....	Western Carolina	W	62-0
Nov. 25.....	at Florida State	W	21-14
Dec. 2.....	vs. #8 Arkansas*	W	38-28
Jan. 8.....	vs. #1 Ohio State@	W	41-14

*at Jacksonville, Fla.; *SEC Championship at Atlanta, Ga.; @BCS Championship at Glendale, Ariz.

FLORIDA – 2007 (9-4; 5-3 SEC)

Sept. 1.....	W. Kentucky	W	49-3
Sept. 8.....	Troy	W	59-31
Sept. 15.....	#22 Tennessee	W	59-20
Sept. 22.....	at Ole Miss	W	30-24
Sept. 29.....	Auburn	L	17-20
Oct. 6.....	at #1 LSU	L	24-28
Oct. 20.....	at #8 Kentucky	W	45-37
Oct. 27.....	vs. #20 Georgia*	L	30-42
Nov. 3.....	Vanderbilt	W	49-22
Nov. 10.....	at South Carolina	W	51-31
Nov. 17.....	Florida Atlantic	W	59-20
Nov. 24.....	Florida State	W	45-12
*Jan. 1.....	vs. #18 Michigan@	L	35-41

*at Jacksonville, Fla. @Capital One Bowl at Orlando, Fla.

FLORIDA – 2008 (13-1; 7-1 SEC)

Aug. 30.....	Hawaii	W	56-10
Sept. 6.....	Miami	W	26-3
Sept. 20.....	Tennessee	W	30-6
Sept. 27.....	Ole Miss	L	30-31
Oct. 4.....	at Arkansas	W	38-7
Oct. 11.....	#4 LSU	W	51-21
Oct. 25.....	Kentucky	W	63-5
Nov. 1.....	vs. #8 Georgia*	W	49-10
Nov. 8.....	at Vanderbilt	W	42-12
Nov. 15.....	#24 South Carolina	W	56-6
Nov. 22.....	The Citadel	W	70-19
Nov. 29.....	at #23 Florida State	W	45-15
Dec. 6.....	vs. #1 Alabama#	W	31-20
Jan. 8.....	vs. #2 Oklahoma@	W	24-14

*at Jacksonville, Fla.; #SEC Championship at Atlanta, Ga.; @BCS Championship at Miami Gardens, Fla.

FLORIDA – 2009 (13-1; 8-0 SEC)

Sept. 5.....	Charleston Southern	W	62-3
Sept. 12.....	Troy	W	56-6
Sept. 19.....	Tennessee	W	23-13
Sept. 26.....	at Kentucky	W	41-7
Oct. 10.....	at #4 LSU	W	13-3
Oct. 17.....	Arkansas	W	23-20
Oct. 24.....	at Mississippi State	W	29-19
Oct. 31.....	vs. Georgia*	W	41-17
Nov. 7.....	Vanderbilt	W	27-3
Nov. 14.....	at South Carolina	W	24-14
Nov. 21.....	Florida International	W	62-3
Nov. 28.....	Florida State	W	37-0
Dec. 5.....	vs. #2 Alabama#	L	13-32
Jan. 1.....	vs. #8 Cincinnati@	W	51-24

*at Jacksonville, Fla.; #SEC Championship at Atlanta, Ga.; @Sugar Bowl at New Orleans, La.

FLORIDA – 2010 (8-5; 4-4 SEC)

Sept. 4.....	Miami Univ.	W	34-12
Sept. 11.....	South Florida	W	38-14
Sept. 18.....	at Tennessee	W	31-17
Sept. 25.....	Kentucky	W	48-14
Oct. 2.....	at #1 Alabama	L	3-31
Oct. 9.....	#12 LSU	L	29-33
Oct. 16.....	Mississippi State	L	7-10
Oct. 30.....	vs. Georgia*	W	34-31 OT
Nov. 6.....	at Vanderbilt	W	55-14
Nov. 13.....	#22 South Carolina	L	14-36
Nov. 20.....	Appalachian State	W	48-10
Nov. 27.....	at #22 Florida State	L	7-31
Jan. 1.....	vs. Penn State@	W	37-24

*at Jacksonville, Fla.; @Outback Bowl at Tampa, Fla.

OHIO STATE – 2012 (12-0; 8-0 BIG TEN)

Sept. 1.....	Miami Univ.	W	56-10
Sept. 8.....	Central Florida	W	31-16
Sept. 15.....	California	W	35-28

Sept. 22.....	UAB	W	29-15
Sept. 29.....	at #20 Michigan State	W	17-16
Oct. 6.....	#21 Nebraska	W	63-38
Oct. 13.....	at Indiana	W	52-49
Oct. 20.....	Purdue	W	29-22 OT
Oct. 27.....	at Penn State	W	35-22
Nov. 3.....	Illinois	W	52-22
Nov. 17.....	at Wisconsin	W	21-14 OT
Nov. 24.....	#20 Michigan	W	26-21

OHIO STATE – 2013 (12-1; 8-0 BIG TEN)

Aug. 31.....	Buffalo	W	40-20
Sept. 7.....	San Diego State	W	42-7
Sept. 14.....	at California	W	52-34
Sept. 21.....	Florida A&M	W	76-0
Sept. 28.....	#23 Wisconsin	W	31-24
Oct. 5.....	at #16 Northwestern	W	40-30
Oct. 19.....	Iowa	W	34-24
Oct. 26.....	Penn State	W	63-14
Nov. 2.....	at Purdue	W	56-0
Nov. 16.....	at Illinois	W	60-35
Nov. 23.....	Indiana	W	42-14
Nov. 30.....	at Michigan	W	42-41
Dec. 7.....	vs. #10 Michigan State*	L	24-34
Jan. 3.....	vs. #8 Clemson#	L	35-40

*B1G Championship at Indianapolis
#Orange Bowl at Miami Gardens, Fla.

OHIO STATE – 2014 (14-1, 8-0 BIG TEN)

Aug. 30.....	vs. Navy	W	34-17
Sept. 6.....	Virginia Tech	L	21-35
Sept. 13.....	Kent State	W	66-0
Sept. 27.....	Cincinnati	W	50-28
Oct. 4.....	at Maryland	W	52-24
Oct. 18.....	Rutgers	W	56-17
Oct. 25.....	at Penn State	W	31-24 OT
Nov. 1.....	Illinois	W	55-14
Nov. 8.....	at #8 Michigan State	W	49-37
Nov. 15.....	at #25 Minnesota	W	31-24
Nov. 22.....	Indiana	W	42-27
Nov. 29.....	Michigan	W	42-28
Dec. 6.....	vs. #13 Wisconsin*	W	59-0
Jan. 1.....	vs. #1 Alabama#	W	42-35
Jan. 12.....	vs. #2 Oregon^	W	42-10

*B1G Championship at Indianapolis
#Sugar Bowl; College Football Playoff semifinal at New Orleans, La.; ^National Championship at Arlington, Texas

OHIO STATE – 2015 (12-1, 7-1 BIG TEN)

Sept. 7.....	at Virginia Tech	W	42-24
Sept. 12.....	Hawai'i	W	38-0
Sept. 19.....	Northern Illinois	W	20-13
Sept. 26.....	Western Michigan	W	38-12
Oct. 3.....	at Indiana	W	34-27
Oct. 10.....	Maryland	W	49-28
Oct. 17.....	Penn State	W	38-10
Oct. 24.....	at Rutgers	W	49-0
Nov. 7.....	Minnesota	W	28-14
Nov. 14.....	at Illinois	W	28-3
Nov. 21.....	#9 Michigan State	L	14-17
Nov. 28.....	at #10 Michigan	W	42-13
Jan. 1.....	vs. #8 Notre Dame#	W	44-28

#Fiesta Bowl at Glendale, Ariz.

OHIO STATE – 2016 (11-2, 8-1 BIG TEN)

Sept. 3.....	Bowling Green	W	77-10
Sept. 10.....	Tulsa	W	48-3
Sept. 17.....	at Oklahoma	W	45-24
Oct. 1.....	Rutgers	W	58-0
Oct. 8.....	Indiana	W	38-17
Oct. 15.....	at Wisconsin	W	30-23 OT
Oct. 22.....	at Penn State	L	21-24
Oct. 29.....	Northwestern	W	24-20
Nov. 5.....	Nebraska	W	62-3
Nov. 12.....	at Maryland	W	62-3
Nov. 19.....	at Michigan State	W	17-16
Nov. 26.....	Michigan	W	30-27 2OT
Jan. 1.....	vs. Clemson	L	0-31

@CFP Semifinal/Playstation Fiesta Bowl in Glendale, Ariz.

ASSISTANT COACHES

TONY ALFORD

Assistant Head Coach for Offense / Running Backs



Hometown
Akron, Ohio
High School
Doherty (Colorado Springs, Colo.)
Alma Mater
Colorado State, 1992
Year in Coaching
25th (Third year at Ohio State)
Wife
Trina
Children
Sons Rylan, Kyler and Braydon

Overview: Tony Alford, who has coached collegiate running backs for 20 years, is in his third season as assistant head coach for offense and running backs coach at Ohio State University.

Noteworthy: Alford and Meyer’s relationship dates to Meyer’s first year as an assistant coach at Colorado State University in 1990. Alford was a senior running back on a team coached by Earle Bruce. Meyer was in his first year as a receivers coach for the Rams.

Best in the Business: Alford was named a 2015 Rivals.com Top 25 recruiter, he was a finalist for 247Sports’ 2011 national recruiter of the year and also was named that year one of the top 25 recruiters in the nation by Rivals.com.

Notable Numbers: Alford has had two 1,000-yard rushers and two major award winners in his first two seasons at Ohio State. Mike Weber was the 2016 Big Ten freshman of the year after his 1,000-yard season; and in 2015 Ezekiel Elliott barreled through a 1,821-yard season with 23 touchdowns to earn Big Ten offensive player of the year and its running back of the year awards.

ALFORD’S COACHING EXPERIENCE

2015-pres. Assistant Head Coach for Offense/RBs Ohio State
2014 Running Backs/Recruiting Coordinator Notre Dame
2012-13 Running Backs/Slot WR/Rec. Coord Notre Dame
2010-11 Wide Receivers Notre Dame
2009 Running Backs Notre Dame
2007-08 Running Backs Louisville
2002-06 Assistant Head Coach Running Backs Iowa State
2001 Running Backs Washintgon
1997-2000 Running Backs Iowa State
1996 Running Backs Kent State
1995 Running Backs Mount Union
1994 Assistant Coach Lake Wales (Fla.) H.S.
1993 Assistant Coach Fort Collins (Colo.) H.S.

KERRY COOMBS

Assistant Coordinator, Defense / Cornerbacks / Special Teams Coordinator



Hometown
Colerain, Ohio
High School
Colerain
Alma Mater
Dayton (1983)
Year in Coaching
35th (Sixth year at Ohio State)
Wife
Holly
Children
Sons Brayden (wife is Alex) and Dylan (Ciara); and daughter, Cortney (Rob); he also has three grandchildren: Harper, Avery & Gibson

Overview: Kerry Coombs was promoted to the position of Assistant Coordinator, Defense by head coach Urban Meyer in June 2017. Coombs is in his sixth season with Ohio State as cornerbacks coach and he is in his fourth season as the special team’s coordinator.

Noteworthy: Coombs’ tenure at Ohio State includes the truly remarkable – he’s had an NFL Draft first with three cornerbacks (Marshon Lattimore, Gareon Conley and Eli Apple) taken in the first round of the past two NFL Drafts – and the remarkable: every one of his starters at cornerback has reached the NFL.

Best in the Business: Rivals.com named Coombs as its national recruiter of the year in 2017.

Numbers of Note: Coombs has developed four first-round Draft Picks in five years: Marshon Lattimore (No. 11 to New Orleans in 2017), Gareon Conley (No. 24 to Oakland in 2017); Eli Apple (No. 10 to NY Giants in 2016) and Bradley Roby (No. 31 to Denver in 2014).

COOMBS’ COACHING EXPERIENCE

2017-pres. Ast. Coord, Defense/CBs/Spec. Teams. Ohio State
2013-16 Cornerbacks/Special Teams Coord. Ohio State
2012 Cornerbacks Ohio State
2009-11 Assoc. Hea. Co./DBs/Special Teams. Cincinnati
2007-08 Defensive Backs Cincinnati
1991-06 Head Coach Colerain H.S. (Cincinnati, Ohio)
1989-90 Head Coach Loveland (Ohio) H.S.
1985-88 Assistant Coach Lakota (Ohio) H.S.
1983-84 Assistant Coach Greenhills (Ohio) H.S.

ASSISTANT COACHES

BILLY DAVIS

Linebackers



Hometown
Youngstown, Ohio
High School
Berea
Alma Mater
Cincinnati, 1989
Master's Degree
Michigan State, 1991
Year in Coaching
27th (Second at Ohio State)
Wife
Sherry
Children
Daughters Monica, Brooke, twins Grace and Ava, and son, Billy

Overview: Billy Davis is in his first season as linebackers coach at Ohio State. Davis was named to the position in December 2016 after working the 2016 football season with the Buckeyes as an analyst.

Noteworthy: Davis is a 24-year NFL assistant whose resume includes seven years of defensive coordinator positions and a list of Pro Bowlers-coached that includes Keith Brooking, Darnell Dockett, Kevin Greene, Walt Harris, Lamar Lathon, Dominique Rodgers-Cromartie, Antrel Rolle, Adrian Wilson and Connor Barwin.

Best in the Business: Davis has worked for some of the NFL's best defensive coaches, including Bill Cower, Dick LeBeau, Wade Phillips, Marvin Lewis and Dom Capers, and he also has worked on the staff of coaches such as Tom Coughlin and Dan Reeves. He was a member of Ken Whisenhunt's 2008 Super Bowl XLIII Arizona Cardinals staff.

Notable Numbers: In 2014, Davis' Eagles tied for second in the NFL in sacks with 49, ranked fifth in rushing yards per attempt (3.7) and tied for sixth in takeaways with 28, a total that included an NFL-best 23 forced fumbles.

DAVIS' COACHING EXPERIENCE

2017	Linebackers	Ohio State
2016	Analyst	Ohio State
2013-15	Defensive Coordinator	Philadelphia Eagles
2011-12	Linebackers	Cleveland Browns
2009-10	Defensive Coordinator	Arizona Cardinals
2007-08	Linebackers	Arizona Cardinals
2005-06	Defensive Coordinator	San Francisco 49ers
2004	Linebackers	New York Giants
2001-03	Linebackers	Atlanta Falcons
2000	Assistant, Defensive Line	Green Bay Packers
1999	Assistant, Linebackers	Cleveland Browns
1995-98	Outside Linebackers	Carolina Panthers
1992-94	Defensive Assistant	Pittsburgh Steelers
1991	Graduate Assistant	Michigan State

RYAN DAY

Co-Offensive Coordinator / Quarterbacks



Hometown
Manchester, N.H.
High School
Manchester Central
Alma Mater
New Hampshire
Degree
Business administration
Year in Coaching
16th (First at Ohio State)
Wife
Christina
Children
Son Ryan Jr., and daughters Grace and Ourania

Overview: Ryan Day joined the Ohio State coaching staff in January 2017 as co-offensive coordinator and quarterbacks coach. The 15-year coaching veteran had been quarterbacks coach in the NFL under Chip Kelly in 2016 for the San Francisco 49ers and two years ago for the Philadelphia Eagles.

Noteworthy: Day has prior experience working with Ohio State coach Urban Meyer; in 2005 he was a graduate assistant coach during Meyer's first season with the Florida Gators.

Best in the Business: Day helped Sam Bradford to a record-setting 2015 season with the Eagles as he completed 65 percent of his passes – an Eagles single-season record – and threw for 3,725 yards. Both figures were career highs at the time.

Notable Numbers: In 2014, Day's Boston College offense ranked second in the ACC and 21st nationally with 254.4 rushing yards per game, and in 2013 Eagle running back Andre Williams rushed for more than 2,000 yards on his way to unanimous All-America honors while being named a finalist for the Heisman Trophy.

DAY'S COACHING EXPERIENCE

2017	Co-Offensive Coordinator/Quarterbacks	Ohio State
2016	Quarterbacks	San Francisco 49ers
2015	Quarterbacks	Philadelphia Eagles
2013-14	Offensive Coordinator/Quarterbacks	Boston College
2012	Offensive Coordinator/Wide Receivers	Temple
2007-11	Wide Receivers	Boston College
2006	Wide Receivers	Temple
2005	Graduate Assistant	Florida
2003-04	Graduate Assistant	Boston College
2002	Tight Ends	New Hampshire

ASSISTANT COACHES

LARRY JOHNSON

Assistant Head Coach / Defensive Line Coach



Hometown
Williamston, N.C.
High School
E.J. Hayes
Alma Mater
Elizabeth City State, 1973
Degree
Health & Physical Education
Year in Coaching
41st (Fourth at Ohio State)
Wife
Christine
Children
Sons Larry Jr., and Tony (wife is Karin);
daughter Teresa and grandchildren
Tony Jr., Lalia and Deklen

Overview: Larry Johnson is in his fourth season as assistant head coach and defensive line coach with the Ohio State football program. He was named to his position in early January, 2014.

Noteworthy: Johnson spent the first 20 years of his coaching career as a highly successful high school coach, winning three state championships at McDonough High School in Pomfret, Md., and being named Washington Metropolitan Area coach of the year six times.

Best in the Business: No Big Ten Conference program in the last 20 years, outside of Ohio State, has developed more Big Ten defensive players of the year and Big Ten defensive lineman of the year than the 13 that Johnson has coached since 1996. He has coached four such award winners at Ohio State (two-time defensive lineman of the year and defensive player of the year Joey Bosa; and 2016 defensive lineman of the year Tyquan Lewis).

Notable Numbers: Johnson has coached 10 All-Americans, including Bosa, Michael Bennett and Adolphus Washington at Ohio State, seven first-round draft picks, including Bosa and overall No. 1 pick Courtney Brown in 2000, and four Academic All-Americans, including Sam Hubbard in 2016.

JOHNSON'S COACHING EXPERIENCE

2014-pres.....Assistant Head Coach/Def. Line Ohio State
2000-13.....Defensive Line.....Penn State
1996-99.....Defensive Ends/Spec. Team Coord.Penn State
1992-93.....Head Coach.....T.C. Williams (Va.) H.S.
1975-91.....Head Coach.....McDonough (Md.) H.S.
1974.....Assistant Coach.....Lackey (Md.) H.S.

MICKEY MAROTTI

Assistant AD for Football Sports Performance



Hometown
Ambridge, Pa.
High School
Ambridge
Alma Mater
West Liberty State, 1987
Master's Degrees
Ohio State University, 1988;
West Virginia, 1990
Year in Strength & Conditioning:
31st (Sixth year at Ohio State)
Wife
Susie
Children
Daughter, Maddie, and son, Mitchell

Overview: Mickey Marotti is in his sixth season as the assistant athletic director for football sports performance at Ohio State and his 31st season overall as a coach. He is the person Ohio State head coach Urban Meyer trusts in the critical area of strength and conditioning training and overseeing sports performance.

Noteworthy: Marotti has been performance coach for three national championship teams: the 2006 and 2008 Florida Gators and the 2014 Ohio State Buckeyes.

Best in the Business: Marotti was named American Football Monthly's FBS Strength and Conditioning Coach of the Year in 2016

Notable Numbers: During his time in Columbus, 14 Buckeyes have been named first-team All-American, 21 have won a Big Ten Conference individual award and 10 have been first-round NFL Draft picks: CB Marshon Lattimore, SAF Malik Hooker and CB Gareon Conley in 2017; DE Joey Bosa, RB Ezekiel Elliott, CB Eli Apple, OT Taylor Decker and LB Darron Lee in 2016; LB Ryan Shazier and CB Bradley Roby in 2014.

MAROTTI'S EXPERIENCE

2012-pres.....Asst. AD for FB Sports Performance Ohio State
2005-11.....Director of Strength and Conditioning Florida
1998-2005Director of Strength and ConditioningNotre Dame
1990-98.....Head Strength and Conditioning Coach..... Cincinnati
1989-90.....Strength Assistant West Virginia
1987-88.....Graduate Assistant Strength Coach..... Ohio State
1987-88.....Head Strength Coach.....Grove City (Ohio) H.S.

ASSISTANT COACHES

GREG SCHIANO

Associate Head Coach / Defensive Coordinator / Safeties



Hometown
Wyckoff, N.J.
High School
Ramapo
Alma Mater
Bucknell, 1988
Degree
Business Administration
Year in Coaching
28th (2nd season at Ohio State)
Wife
Christy
Children
Sons Joey, twins Matt and John, and a daughter, Katie

Overview: Greg Schiano is in his second season as defensive coordinator for the Buckeyes. The 28-year coaching veteran is also associate head coach and safeties coach. He has been a collegiate head coach for 11 seasons (Rutgers) and an NFL head coach two seasons (Tampa Bay).

Noteworthy: Schiano coached first-year starter Malik Hooker to unanimous All-American honors in 2016 – Hooker was first nationally with three “pick-6s” and third nationally with seven interceptions – and he was a first-round NFL Draft pick by the Indianapolis Colts.

Best in the Business: In 2006 as head coach at Rutgers, Schiano led the Scarlet Knights to an 11-2 record and he was named the Eddie Robinson, Walter Camp, Home Depot and Liberty Mutual national coach of the year as well as the Big East Coach of the Year.

Notable Numbers: Schiano led Rutgers to six bowl games – the school had been to just one bowl game prior to his arrival – and his teams went 5-1 in those games.

SCHIANO’S COACHING EXPERIENCE

2015-pres. Assoc. HC/Defensive Coord./SAFs..... Ohio State
2012-13 Head Coach..... Tampa Bay Buccaneers
2001-11 Head Coach..... Rutgers
1999-2000 Defensive Coordinator..... U. of Miami
1998..... Secondary..... Chicago Bears
1996-97 Defensive Assistant..... Chicago Bears
1991-95..... Secondary..... Penn State
1989-90 Graduate Assistant..... Rutgers
1988..... Assistant Coach..... Ramapo (N.J.) H.S.

ZACH SMITH

Wide Receivers Coach / Recruiting Coordinator



Hometown
Dublin, Ohio
High School
Dublin Coffman
Alma Mater
University of Florida, 2007
Years in Coaching
13th (Sixth year at Ohio State)
Children
Son, Cameron and daughter, Quinn Olivia.

Overview: Zach Smith is in his sixth season as wide receivers coach at Ohio State and he carries the additional responsibility of staff recruiting coordinator. The youngest member of the coaching staff is in his 13th year of coaching on the collegiate level.

Noteworthy: Smith has had multiple receivers each season over the past four years earn all-Big Ten Conference accolades: Curtis Samuel and Noah Brown in 2016, Michael Thomas, Braxton Miller and Jalin Marshall in 2015, Thomas, Evan Spencer and Devin Smith in 2014, and Smith and Corey “Philly” Brown in 2013.

Best in the Business: Smith was named the 2016 Scout.com Big Ten recruiter of the year, a 2015 and 2016 Rivals “top recruiter” and the 2014 Big Ten recruiter of the year by both Rivals and Scout.

Notable Numbers: Curtis Samuel was a first-team All-American in 2016 after a 74-catch, 865-yard campaign and Michael Thomas was an NFL all-rookie team member after leading all rookies in receptions (92), yards (1,137) and TDs (nine). His 92 receptions are second-most in NFL history for a rookie.

SMITH’S COACHING EXPERIENCE

2012-pres. Wide Receivers..... Ohio State
2011 WRs/Special Teams Coord. Temple
2010 WRs/Special Teams Coord. Marshall
2005-09..... GA/Quality Control Coach Florida

ASSISTANT COACHES

GREG STUDRAWA

Offensive Line



Hometown
Fostoria, Ohio
High School
St. Wendelin
Alma Mater
Bowling Green, 1987
Degree
Business
Year in Coaching
28th (2nd season at Ohio State)
Wife
Cindy
Children
Daughters Samantha, Katelin and Allison

Overview: Greg Studrawa is in his second season as coach of Ohio State's offensive linemen and he is in his 28th season coaching on the collegiate level overall.

Noteworthy: Studrawa is a Buckeye. He was born in Fostoria, attended St. Wendelin High School and played collegiately at Bowling Green. He coached collegiately for 15 years throughout the state of Ohio: at Cincinnati, at Wilmington College, a year at Ohio State under John Cooper (1997) and six years at Bowling Green, including under Urban Meyer in 2001-02.

Best in the Business: In his first season as the unit's coach in 2016, Studrawa coached one of the top lines in the country, one that was one of three finalists for the Joe Moore Offensive Line Award with two linemen – Pat Elflein and Billy Price – earning first-team All-America accolades. Elflein also was named the Rimington Award winner as the nation's outstanding center and the Big Ten's offensive lineman of the year.

Notable Numbers: Studrawa is highly experienced and regarded as an offensive line coach with 25 of his 28 years in coaching spent coaching the position.

STUDRAWA'S COACHING EXPERIENCE

2016-pres. Offensive Line..... Ohio State
2014-15 Offensive Line..... Maryland
2013..... Offensive Line..... LSU
2011-12..... Offensive Coordinator/OL LSU
2007-10 Offensive Line..... LSU
2006..... Asst. HC/Offensive Coordinator Bowling Green
2003-05 Offensive Coordinator/OL Bowling Green
2001-02..... Offensive Line..... Bowling Green
1998-2000 Offensive Line..... Arkansas State
1997..... Graduate Assistant..... Ohio State
1991-96 Offensive Coordinator.....Wilmington College
1989-90 Graduate Assistant..... Cincinnati

KEVIN WILSON

Offensive Coordinator / Tight Ends



Hometown
Maiden, N.C.
High School
Maiden
Alma Mater
North Carolina, 1984
Degree
Education
Master's Degree
North Carolina, 1987
Year in Coaching
34th (First at Ohio State)
Wife
Angela
Children
Daughters Elaina, Makenzie and Marlee, and sons Trey and Toby

Overview: Kevin Wilson is in his first season as the Buckeyes' offensive coordinator and tight ends coach. Wilson has directed some of the most prolific offenses in the nation over his 33-year coaching career.

Noteworthy: Wilson has coached two of the four teams in FBS history that produced a 3,500-yard passer, two 1,000-yard rushers and a 1,000-yard receiver in the same year. His 2015 Indiana and 2008 Oklahoma offenses achieved the feat. The others are USC in 2005 and Southern Mississippi in 2015.

Best in the Business: Wilson, a winner of the Frank Broyles Award in 2008 as the nation's top assistant coach and twice a finalist, coached potent and productive Indiana offenses that led the Big Ten Conference in passing three times – 2012, 2013 and 2015 – and finished second in 2016.

Notable Numbers: During Wilson's nine years at Oklahoma the team won six Big 12 championships, played in three national championship games (2003, '04 and '08) and Wilson's offenses "evolved into a beast," according to published reports and featured a then-NCAA record 716 points scored in 2008.

WILSON'S COACHING EXPERIENCE

2017 Offensive Coordinator/Tight Ends Ohio State
2011-16 Head Coach.....Indiana
2006-10..... Offensive Coordinator/TEs/Fullbacks Oklahoma
2002-05..... Co-Offensive Coordinator/Offensive Line Oklahoma
2001 Asst. Head Coach/Off. Cord./QBs Northwestern
1999-00 Offensive Coordinator/QBs Northwestern
1998..... Offensive Coordinator/Quarterbacks Miami
1992-97 Offensive Coordinator/Offensive Line Miami
1990-91..... Offensive Line..... Miami
1989..... Head Coach/Athletic DirectorFoard (N.C.) H.S.
1988..... Offensive Coordinator/OL North Carolina A&T
1987 Offensive Line.....Winston Salem State
1984-86 Graduate Assistant.....North Carolina

58 JOSHUA ALABI

Offensive Lineman

6-5, 300, So.

Detroit, Mich.

Cass Tech



Ohio State Overview: Joshua Alabi is in his third season with the football program ... after red-shirting the 2015 season as a true freshman, he played in five games in 2016 along the defensive line ... he made the move to offensive line for the 2017 spring drills and received positive reviews from his teammates for his play throughout spring ... Alabi is majoring in family resource management.

More on Joshua: Alabi was rated the No. 1 defensive line prospect in the state of Michigan by Scout and a Top 30 strong side end by both Rivals (No. 26) and 247Sports (No. 30) as a high school senior ... he, along with high school teammates Mike Weber and Damon Webb, give Ohio State three recruits in three years from the prominent Cass Tech program that won a state title in 2012 and back-to-back Detroit Public School League championships in 2013 and 2014 ... Alabi started along the defensive line since his sophomore season when Cass Tech made the state championship game ... he accumulated more than 100 tackles in his career ... was also an accomplished offensive lineman who helped his team rush for over 3,000 yards in 2014 ... was named Division 1-2 first-team All-State in 2014 as well as Detroit News all-metro, Public School League all-city, PrepStar all-Midwest Region and a member of MLive's 2014 Dream Team ... parents are Felicia Jones and Charles Alabi.

ALABI'S DEFENSIVE STATS

Year	G-GS	UA	A	TOT	TFL	YD	PBU	FR
2016	5-0	2	0	2	0	0	0	1
Totals	5-0	2	0	2	0	0	0	1

88 A.J. ALEXANDER

Tight End

6-2, 252, So.

Burke, Va.

Lake Braddock



Ohio State Overview: A.J. Alexander had an outstanding 2017 spring drills, taking all the No. 1 reps at tight end while Marcus Baugh continued his rehabilitation from shoulder surgery ... his play was a big reason the tight end position was recognized by coach Urban Meyer as the most improved unit in the spring ... later in the spring, though, Alexander injured his knee, had surgery and will not compete during the 2017 season ... a 13-game veteran, he will now focus on rehabilitation and continue work toward his degree in sport industry.

2016 Season (Freshman): Alexander played in all 13 games for the Buckeyes and made his first collegiate start, at Penn State ... he caught four passes for 27 yards on the season, including three receptions for 24 yards in the win over Nebraska ... he earned his first Varsity O letter.

More on A.J.: Alexander was described as having a “unique blend of size, power and speed” coming out of high school and had 4-star ratings by both ESPN and 247Sports despite missing most of his senior season with a knee injury ... he had six receptions and scored two touchdowns as a senior, including a 95-yard kickoff return, before the injury ... he was rated as high as the No. 16 tight end nationally by ESPN and 247Sports and he was considered a Top 100 receiver by Scout ... a Virginia all-state honoree in 2013 after catching 41 passes for 650 yards and seven touchdowns, plus intercepting five passes on defense ... also chosen all-Metro as a junior and helped Lake Braddock to the Class 6A North Region state semifinals ... second-team all-state in basketball as a junior ... parents are Katrina and Anthony Alexander.

ALEXANDER'S RECEIVING STATS

Year	G-GS	REC	YDS	AVG	TD	LG
2016	13-1	4	27	6.8	0	9
Totals	13-1	4	27	6.8	0	9

3 DAMON ARNETTE

Cornerback

6-0, 195, So.

Fort Lauderdale, Fla.

St. Thomas Aquinas



Ohio State Overview: Damon Arnette had a fine 2017 spring drills competing for the open cornerback positions after last year's starters each declared for the draft early and were first-round NFL Draft picks ... one of only two scholarship lettermen at the position on the roster, Arnette has game experience, with 13 games played and 21 career tackles ... he is majoring in communications.

2016 Season (Freshman): Arnette played in all 13 games, after red-shirting in 2015, with 361 total plays on the season including 181 on defense and another 180 on special teams ... he totaled 21 tackles for the year and recorded his first interception as a Buckeye, vs. Nebraska ... he had high tackle games of four vs. both Nebraska and Maryland ... he earned his first Varsity O letter.

More on Damon: Arnette carried a 4-star rating from ESPN into signing day and came from the strong St. Thomas Aquinas program ... Aquinas, coached by Rocco Casullo, captured two of the last three Florida 7A state championships, including in 2014 when Arnette was a senior ... Arnette provided length and strength as a roving defensive back with most of his time spent at cornerback ... he was ranked as the No. 24 safety by ESPN and the No. 51 cornerback by Rivals ... the 247Sports composite ranked him No. 60 at cornerback ... he was ranked as the talent-rich Florida's No. 83 prospect after recording three interceptions, five additional pass break-ups and three quarterback sacks as a senior ... he earned honorable mention all-defensive team honors on Broward County's Class 8A-7A-6A list.

ARNETTE'S DEFENSIVE STATS

Year	G-GS	UA	A	TOT	INT	YDS	FR	PBU
2016	13-0	11	10	21	1	0	0	0
Totals	13-0	11	10	21	1	0	0	0

35 ALEX BACKENSTOE

Running Back

6-1, 220, Jr.
Hilliard, Ohio
Davidson



Ohio State Overview: Alex Backenstoe walked onto the team in the spring of 2015 and is in his third season with the program ... he is a junior in eligibility and is majoring in finance ... he was an OSU Scholar-Athlete during the 2016-17 academic calendar ... he transferred to Ohio State after attending and playing football for the U.S. Air Force Academy in 2014.

More on Alex: Backenstoe lettered four years in lacrosse and two each in football and wrestling at Davidson H.S. ... earned conference and district player of the year honors in football ... was the Ohio Division I defensive player of the year and a first-team all-state honoree ... was a finalist for Mr. Ohio (football) ... high school football coach was Brian White ... was one of 58 students in his high school to graduate with over a 4.00 grade point average ... is the son of Tammy and Bill Backenstoe and is the oldest of two children ... father played center in football at Ohio University ... great grandfather, Jim Patterson, is in the Ohio State University athletic hall of fame for diving.

17 JEROME BAKER

Linebacker

6-1, 225, Jr.
Cleveland, Ohio
St. Benedictine



Ohio State Overview: Jerome Baker is a true junior and a two-year letterwinner with 12 starts among the 20 consecutive games he has played as a Buckeye ... he has 86 career tackles with 9.5 tackles-for-loss, 3.5 sacks, two interceptions and one fumble recovery.



BAKER

Notable: Baker makes big plays in big games ... he returned an interception 68 yards for a touchdown to give the Buckeyes a 14-0 lead at No. 14 Oklahoma ... he had 13 tackles in an overtime win at No. 8 Wisconsin ... and he had a career-high 15 tackles against No. 3 Michigan, plus a critical interception late in the third quarter with Ohio State down by 10 ... the interception led to an Ohio State touchdown in a game that took two overtimes to win.

HONORS & AWARDS

2016: Honorable mention All-Big Ten (coaches & media)

2016 Season (Sophomore): Baker became a starter the second week of the season and played so well that he never came off the bench again, finishing the season with 12 consecutive starts ... he was second on the team in tackles with 83, in TFLs with 9.5 and he earned honorable mention all-Big Ten honors from both the coaches and the media ... he intercepted passes against Oklahoma – a 68-yard touchdown return – and against Michigan ... also had seven tackles, including 1.5 TFLs, against the Sooners and was named Big Ten defensive player of the week ... 15 tackles vs. Michigan, coupled with the 16 stops made by Raekwon McMillan that game, marked just third time multiple Buckeyes have topped 15 tackles in a win over the Wolverines (Arnold Jones had 24, Rick Middleton 17 and Randy Gradishar 15 in 1972; and Marcus Marek had 16 and Glenn Cobb 15 in 1981).

2015 Season (Freshman): Baker earned his first Varsity “O” letter as a true freshman ... he played in the final seven games of the season for the Buckeyes and was in on 90 total plays.

More on Jerome: Baker was a Top 10 linebacker prospect nationally whose last high school game was a state championship game win over Kettering Alter, 21-14, in 2014 at Ohio Stadium ... Baker scored twice, including the winning score early in the fourth quarter, to cap a 14-1 season and give Benedictine its seventh state title and coach Joe Schaefer state crowns as a Bengal player (2003) and coach ... Baker also had 11 stops on defense to earn game MVP honors ... his outstanding senior season included being named first-team Division IV all-state by the Associated Press and earning co-defensive player of the year honors ... called an “absolute force from his linebacker spot on defense” and “one of the most disruptive players in the state,” Baker was a consensus 4-star prospect who was ranked as the No. 41 player nationally by Rivals and the No. 67 player on the ESPN 300 ... earned impressive outside linebacker ratings by Rivals (No. 4) and Scout (No. 10) ... a U.S. Army All-American, Baker was used sparingly on offense as a senior but still finished with 3,065 career rushing yards ... parents are Theodora and Jerome Baker Sr.

BAKER'S CAREER DEFENSIVE STATS									
Year	G-GS	UA	A	TOT	TFL	YD	SCK	INT	FR
2015	7-0	3	0	3	0	0	0	0	0
2016	13-12	45	38	83	9.5	42	3.5	2	1
Totals	20-12	48	38	86	9.5	42	3.5	2	1

16 J.T. BARRETT

Quarterback

6-2, 220, Graduated

Wichita Falls, Texas

Rider H.S.



Ohio State Overview: J.T. Barrett has been a team-leader almost since Day 1, a fifth-year senior who is 26-4 as a starting quarterback ... he has thrown for 6,381 yards (3rd at Ohio State) and 69 touchdowns (1st) and rushed for 2,456 yards (17th) with 31 touchdowns ... has finished among top 10 vote getters for Heisman Trophy twice, including 5th in 2014 ... graduated in December 2016 with a degree in communications ... interned in Bristol, Conn., at ESPN, this past May along with receiver Parris Campbell ... travelled to Ecuador for a week following his ESPN work and helped deliver shoes to those in need as part of the Athletic Department's Soles 4 Souls program.

Notable: Barrett will be the first three-time captain in school history ... eight players, in 127 previous Ohio State football seasons, have been a two-time captain ... he is six touchdowns shy of Drew Brees' Big Ten record of 106 TDs responsible for ... set Big Ten record in 2014 with 45 total touchdowns ... has set 23 Ohio State records ... needs 1,167 passing yards for that school record and needs 535 rushing yards to top 3,000 rushing yards and move into Ohio State's all-time rushing Top 10 ... needs just five yards to break Art Schlichter's record of 8,850 yards of total offense.

HONORS & AWARDS

2016: Big Ten's Griese-Brees Quarterback of the Year, Chicago Tribune Silver Football, First-team All-Big Ten (coaches & media)

2014: Big Ten's Griese-Brees Quarterback of the Year, Big Ten's Thompson-Randle El Freshman of the Year, All-Big Ten (coaches & media), Second-team All-American (The Sporting News), Freshman All-American (USA Today, Athlon's and Scout.com), Finalist for the Earl Campbell Tyler Rose Award (best offensive player from the state of Texas)

BARRETT'S CAREER PASSING STATS

Year	G-GS	ATT	CMP	INT	PCT.	YDS	TD	LG
2014	12-12	314	203	10	64.6	2834	34	80
2015	11-5	147	93	4	63.3	992	11	50
2016	13-13	379	233	7	61.5	2555	24	79
Totals	36-30	840	529	21	63.0	6381	69	80

BARRETT'S CAREER RUSHING STATS

Year	G-GS	ATT	YDS	AVG.	TD	LG
2014	12-12	171	938	5.5	11	86
2015	11-5	115	682	5.9	11	40
2016	13-13	205	845	4.1	9	41
Totals	36-30	491	2465	5.0	31	86

BARRETT'S CAREER TOTAL OFFENSE STATS

Year	G-GS	PL	RU	PA	TOT	AVG.
2014	12-12	485	938	2834	3772	314.3
2015	11-5	262	682	992	1674	152.2
2016	13-13	584	845	2555	3400	261.5
Totals	36-30	1331	2465	6381	8846	245.7

2016 Season (Junior): Started all 13 games and led the Buckeyes to an 11-2 season that included a return to the College Football Playoff semifinals ... Ohio State was the first team that didn't win a conference championship to be selected into the CFP, buoyed by a 3-1 record vs. Top 10 teams in the CFP poll and including wins at Oklahoma, at Wisconsin and over then-No. 3 Michigan ... joined Cornelius Greene, Bob Hoying and Braxton Miller as Ohio State quarterbacks with multiple 10-win seasons ... threw for a career-high 349 yards against Bowling Green on his way to the fourth-most passing yards in school history for a season, 2,555 ... tied his own school record with six TD passes that game as well ... completed 70-percent of his passes with four touchdowns in win at Oklahoma ... his 3,400 yards of total offense trailed only his 3,772 yards in 2014 in Ohio State history.

2015 Season (Sophomore): Barrett backed-up Cardale Jones the first seven games of the season before working his way back into the starting lineup for game No. 8 vs. Rutgers ... Barrett's effectiveness leading the Buckeyes in the red zone in the two games preceding his Rutgers start – nine scores in nine opportunities, eight of them touchdowns, vs. Maryland and Penn State – led to his start against the Scarlet Knights ... he accounted for five touchdowns in the 49-7 win against Rutgers while rushing for 101 yards and two touchdowns with 223 passing yards and three more scores ... he accounted for 20 touchdowns the final seven games of the season to help the Buckeyes finish at 12-1 on the season ... included was leading the team to a 42-13 win at Michigan with 139 rushing yards and three touchdowns plus one touchdown pass ... even with only four starts in Big Ten games, Barrett led the league (conference-games only) in scoring and TD scoring (11.0 points per game) and also in passing efficiency (162.6).



BARRETT



BARRETT

2014 Season (Freshman): Barrett earned the back-up quarterback role during fall camp and two days later was elevated to No. 1 signal caller when two-time Big Ten player and quarterback of the year Braxton Miller re-injured his shoulder and was lost for the season ... Barrett was outstanding this year ... he went 11-1 as the starting quarterback, including an 8-0 record in Big Ten starts to position the Buckeyes into the Big Ten championship game for the second year in a row ... before breaking an ankle against Michigan on the first play of the fourth quarter with the Buckeyes leading 28-21, Barrett had set 19 records – two Big Ten and 17 Ohio State – and had put together such an outstanding season – a school-record 3,772 total yards including 2,834 passing yards and 938 rushing yards; a Big Ten record 45 total touchdowns – that he would be named the Big Ten quarterback and freshman of the year, respectively, and its first-team all-conference quarterback ... set a Big Ten record by being named conference freshman of the week seven times ... was named a player of the week by the Big Ten or a national/regional entity 17 times ... he tied a school record with six touchdown passes vs. Kent State while connecting with a 25-year Ohio State best 11 different receivers ... had the second-most offensive yards in school history – 409 – vs. Cincinnati, including a then-personal best 330 yards passing and five touchdowns responsible for ... in “white-out” conditions and fantastic environment at Penn State, Barrett rushed for two overtime touchdowns and played entire second half on a sprained MCL to lead the Buckeyes to the win ... threw for 300 yards, rushed for 86 and accounted for five touchdowns in road win at Michigan State and the Spartans’ No. 5-ranked total defense ... came just 11 yards from a near-historic 200-yard rushing and 200-yard passing game vs. Minnesota with school-quarterback records of 189 rushing yards and an 86-yard touchdown rush, part of the 389-yard day ... staked the Buckeyes to a 28-21 lead entering the fourth quarter vs. Michigan with 131 passing yards, 89 rushing yards and three total touchdowns before his injury ... elected to forego the hospital visit right after breaking his ankle; instead opting to watch the rest of the game from the stands, in uniform and with fans’ in absolute awe that he was sitting among them ... finished 2nd nationally to Marcus Mariota in passing efficiency (169.8 rating) and was 10th nationally in total offense (314.3 yards per game) while leading the Big Ten in both categories.

More on J.T.: Joe Thomas (J.T.) Barrett enrolled at Ohio State in January 2013 and spent the spring season working out, but not running, while recovering from his 2012 knee surgery ... he was considered one of the nation’s premier dual threat quarterbacks in the Class of 2013, although his senior season came to an early end with a knee injury in the fifth game of the season ... rated as the No. 11 prospect in talent-rich Texas (247Sports) and a consensus four-star cornerback (ESPN, Rivals, Scout, 247Sports) ... a top 150 player by both Scout and 247Sports and on the ESPN 300 ... Barrett rushed for 569 yards with seven touchdowns and passed for 784 yards and five scores as a senior prior to the injury ... he rushed for over 1,500 yards with nine touchdowns and passed for over 1,600 yards and 14 touchdowns for coach Jim Garfield’s Raiders as a junior ... he is the son of Stacy and Joe Barrett and he has two brothers: Xavier and Stephen.

BARRETT’S RECORDS

Big Ten

- 45 – Touchdowns responsible for, season
- 7 – Freshman of the week awards, season

Ohio State

- 233 – Completions, season (2016)
- 529 – Completions, career
- 6 – Touchdown passes, game (2 times)
- 34 – Touchdown passes, season (2014)
- 69 – Touchdown passes, career
- 177.2 – Passing yards per game, career
- 18 – 200-yard passing games, career
- 169.8 – Passing efficiency, season (2014)
- 12 – Consecutive passes completed, season (2014)
- 3,772 – Total yards, season (2014)
- 314.3 – Average total offensive yards, season (2014)
- 245.7 – Average total offensive yards, career
- 7 – Touchdowns responsible for, game (BGSU, 2016)
- 45 – Touchdowns responsible for, season (2014)
- 100 – Touchdowns responsible for, career
- 11 – Games gaining 200 yards total offense, season (2 times)
- 26 – Games gaining 200 yards total offense, career
- 7 – Games gaining 300 yards total offense, season (2014)
- 14 – Games gaining 300 yards total offense, career
- 1 – Games gaining 400 or more yards total offense, season
- 11 – Most wins by first-year starting QB
- 189 – Rushing yards by a QB, game (Minnesota, 2014)
- 86 – Longest rush by a QB (Minnesota, 2014)

BARRETT’S CAREER BESTS

Completions.....	28 at Penn State (2016)
Attempts.....	43 at Penn State (2016)
Yards Passing.....	349 vs. Bowling Green (2016)
TD passes.....	*6 vs. Kent (2014) & BGSU (2016)
Longest Completion	80 vs. Navy (2014)
Yards Rushing	^189 at Minnesota (2014)
Rushing Attempts.....	30 vs. Michigan (2016)
Longest Rush	^86/TD at Minnesota (2014)
Rushing TDs	2 (6x) last Wisconsin (2014)
Total Offense.....	409 vs. Cincinnati (2014)
Total Touchdowns	*7 vs. Bowling Green (2014)

* Indicates school records; ^ School QB records

BARRETT'S GAME-BY-GAME PASSING

2016						
Game	Att.	Comp.	Int.	Pct.	Yards	TD
BGSU	31	21	1	67.6	349	6
Tulsa	22	14	0	63.6	149	0
at Oklahoma	20	14	0	70.0	152	4
Rutgers	29	21	1	72.4	238	4
Indiana	21	9	1	42.9	93	1
at Wisconsin	29	17	1	58.6	226	1
at Penn State	43	28	0	65.1	245	1
Northwestern	32	21	0	65.6	223	0
Nebraska	38	26	0	68.4	290	4
at Maryland	27	18	0	66.7	253	2
at Michigan State	22	10	0	45.5	86	1
Michigan	32	15	1	46.9	124	0
Clemson	33	19	2	57.6	127	0
2015						
Game	Att.	Comp.	Int.	Pct.	Yards	TD
at Virginia Tech	1	1	0	100.0	26	1
Hawai'i	8	15	0	53.3	70	0
Northern Illinois	11	19	1	57.9	97	1
Western Michigan	1	3	1	33.3	0	0
Maryland	2	2	0	100.0	26	0
Penn State	4	4	0	100.0	30	2
at Rutgers	14	18	0	77.8	223	3
at Illinois	15	23	1	65.2	150	1
Michigan State	9	16	0	56.2	46	1
at Michigan	9	15	0	60.0	113	1
vs. Notre Dame	31	19	1	61.3	211	2
2014						
Game	Att.	Comp.	Int.	Pct.	Yards	TD
at Navy	15	12	1	80.0	226	2
Virginia Tech	29	9	3	31.0	219	1
Kent State	30	23	1	76.7	312	6
Cincinnati	36	26	0	72.2	330	4
at Maryland	23	18	0	78.3	267	4
Rutgers	31	19	0	61.3	261	3
at Penn State	19	12	2	63.2	74	1
Illinois	24	15	0	62.5	167	2
at Michigan State	26	16	0	61.5	300	3
at Minnesota	25	15	1	60.0	200	3
Indiana	35	25	2	71.4	302	4
Michigan	21	13	0	61.9	176	1

BARRETT'S GAME-BY-GAME RUSHING

2016			
Game	Att.	Yards	TD
BGSU	6	31	1
Tulsa	16	55	2
at Oklahoma	17	74	0
Rutgers	5	46	0
Indiana	26	137	1
at Wisconsin	21	92	2
at Penn State	17	26	0
Northwestern	13	71	0
Nebraska	8	39	0
at Maryland	11	47	2
at Michigan State	24	105	0
Michigan	30	125	1
Clemson	11	-2	0
2015			
Game	Att.	Yards	TD
at Virginia Tech	1	40	0
Hawai'i	1	7	0
Northern Illinois	3	18	0
Western Michigan	1	1	0
Maryland	12	62	3
Penn State	11	102	2
at Rutgers	13	101	2
Illinois	16	74	1
Michigan State	15	44	0
at Michigan	30	214	2
vs. Notre Dame	23	96	0
2014			
Game	Att.	Yards	TD
at Navy	9	50	0
Virginia Tech	24	70	1
Kent State	8	6	0
Cincinnati	14	79	0
at Maryland	16	71	1
Rutgers	7	107	2
at Penn State	20	75	2
Illinois	7	38	0
at Michigan State	14	86	2
at Minnesota	17	189	1
Indiana	20	78	0
Michigan	15	89	2

55 MALIK BARROW

Defensive Tackle

6-2, 290 RS Fr.

Tampa, Fla.

Catholic H.S. & IMG Academy



Overview: Malik Barrow is in his second year with the Buckeyes and is a freshman in eligibility after red-shirting the 2016 campaign ... he enrolled in January 2016 and is exploring majors.

More on Malik: Barrow was a 4-star lineman (Rivals, 247Sports and ESPN) who played well for IMG Academy, in Bradenton, Fla., before an injury ended his season ... had three tackles-for-loss and an interception in an early game vs. Marimar ... he played three years at Tampa Catholic for coach Mike Gregory before transferring to IMG as a senior, where he played for coach Kevin Wright ... Barrow was a first-team Florida 3A all-state performer as a junior after a 19 tackles-for-loss season ... he totaled 158 career tackles with 31 tackles-for-loss and 17 quarterback sacks ... he is the son of Anissa and Malcolm Barrow.

85 MARCUS BAUGH

Tight End

6-5, 250, Sr.

Riverside, Calif.

John W. North H.S.



Ohio State Overview: Marcus Baugh is a fifth-year senior who has started 17 games over the past two seasons, including all 13 last year ... he had shoulder surgery after the season and did not engage in contact drills this spring while going through rehabilitation ... a veteran of 38 games played with career statistics of 27 receptions for 303 yards and three touchdowns ... he is majoring in criminology.

Notable: Baugh can climb into Ohio State's all-time Top 10 for receptions by a tight end with a season similar to what he produced in 2016 ... Robert Joslin is 10th on the tight ends list with 54 receptions in the early 1950s ... Baugh has now caught a pass in nine of the last 10 games.

HONORS & AWARDS

2016: Honorable mention All-Big Ten (coaches & media)

2016 Season (Junior): Baugh had his best season as a Buckeye statistically, catching 24 passes for 269 yards and two touchdowns to rank fourth on the team in both receptions and yards ... he played in all 13 games for the second consecutive season ... caught a career-high five passes for a career-high 55 yards, including a 26-yard touchdown, at Penn State ... also



BAUGH

had four receptions for 35 yards in the win over No. 10 Nebraska ... helped set up a game-tying field goal with :06 on the clock in the fourth quarter against Michigan with a 13-yard catch and run to the 6 yard line ... had a career-long 29-yard catch in the overtime win at No. 8 Wisconsin ... his other touchdown catch on the season came against Rutgers.

2015 Season (Sophomore): Baugh played in all 13 games for the Buckeyes ... his play continued to improve as the season went along and his playing time increased from an average of 15 offensive plays per game for the first five games of the season to 38 plays per game over the last eight games of the campaign ... earned his first starting assignments during this stretch against Penn State, Rutgers, Illinois and at Michigan ... recorded a 27-yard catch in the Fiesta Bowl win over Notre Dame.

2014 Season (Freshman): After red-shirting the 2013 season as a true freshman, Baugh emerged on special teams in 2014 and played in 12 games for the national champions to earn his first Varsity O letter ... recorded his first collegiate reception with a two-yard touchdown catch in the Kent State game ... played on special teams in each of the Buckeyes' post-season games against No. 1 Alabama and No. 2 Oregon.

More on Marcus: Baugh was a consensus four-star prospect (ESPN, Scout, Rivals, 247Sports) as a senior and a Top 150 player overall, including a No. 73 ranking on the final Scout 100, a No. 102 ranking on the ESPN 150 and a 148 ranking on the final Rivals 250 ... considered among the Top 3 tight end prospects in his recruiting class (Scout and 247Sports) ... played in the 2013 Under Armour All-American game ... caught a combined 68 passes for 1,138 yards and 10 touchdowns as a junior and senior for John W. North High School and coach Mark Parades ... his senior season included 38 receptions for 610 yards and he was named second-team Division II all-state ... as a junior he caught 30 passes for 528 yards and seven touchdowns ... was also used as a wide receiver, running back and linebacker by Parades in 2012 ... has family in the Central Ohio area with an aunt in Reynoldsburg (Mom, Debbie Clausen's, twin sister).

BAUGH'S CAREER RECEIVING STATS

Year	G-GS	REC	YDS	AVG	TD	LG
2014	12-0	1	2	2.0	1	2
2015	13-4	2	32	16.0	0	27
2016	13-13	24	269	11.2	2	29
Totals	38-17	27	303	11.2	3	29

BAUGH'S GAME-BY-GAME RECEIVING

2016			
Game	Rec.	Yards	TD
BGSU	4	30	0
Tulsa	0		
at Oklahoma	0		
Rutgers	1	16	1
Indiana	1	25	0
at Wisconsin	1	29	0
at Penn State	5	55	1
Northwestern	1	13	0
Nebraska	4	35	0
at Maryland	2	19	0
at Michigan State	2	20	0
Michigan	3	27	0
Clemson	0		

13 RASHOD BERRY

Defensive End

6-4, 260, So.

Lorain, Ohio | Lorain



Ohio State Overview: Rashod Berry has transformed from a 235-pound tight end into a 260-pound defensive end for the Buckeyes ... he played tight end as a true freshman during his red-shirt year of 2015, and then switched to defense last season ... he earned his first varsity letter last season and is majoring in family resource management.

2016 Season (Freshman): Berry played in 10 games along the defensive line and was credited with seven tackles ... he recorded two tackles in games against Tulsa and Rutgers.

More on Rashod: Berry came to Ohio State as a two-time Associated Press all-state honoree, including first-team Division I honors in 2014 ... he helped Lorain, under coach Dave McFarland, to a 7-4 season in 2014 and the first state playoff appearance in school history ... he had 37 receptions for 578 yards and 11 touchdowns as a senior, plus an additional 11 tackles-for-loss, including six sacks, plus six forced fumbles and an interception on defense ... considered among the Top 40 defensive ends in the nation, Berry had national positional rankings of No. 20 by Rivals, No. 26 by Scout and No. 36 by 247Sports ... had 6.5 sacks and earned second-team all-state honors in 2013 for coach Tony Shoulders ... also played basketball ... Berry is the son of Lashonda Berry.

BERRY'S DEFENSIVE STATS

Year	G-GS	UA	A	TOT	TFL	YD	SCK	PBU
2016	10-0	4	3	7	0	0	0	0
Totals	10-0	4	3	7	0	0	0	0

33 DANTE BOOKER

Linebacker

6-3, 240, Jr.

Akron

St. Vincent-St. Mary H.S.



Ohio State Overview: Dante Booker is a fourth-year junior who missed the 2016 season after injuring his knee in the first game of the season ... he was a starter before his injury and was the No. 1 strong side linebacker throughout 2017 spring drills ... a veteran of 23 games and a two-time Varsity O letterwinner, Booker enters the season with 31 career tackles ... he was a high school teammate of Buckeye wide receiver Parris Campbell and is majoring in sports industry.

Notable: Booker spent a week in Ecuador this May as part of the Athletic Department's involvement with the Soles 4 Souls program, a community service and goodwill effort dedicated to fighting poverty through the distribution of shoes and clothing ... the Ecuador trip is the fourth such trip Ohio State student-athletes have been a part; others went to Costa Rica, Jamaica and Bolivia.



BOOKER

HONORS & AWARDS

2015: Academic All-Big Ten Conference

2014: OSU Scholar-Athlete

2016 Season (Red-shirt): Booker started the season opener against Bowling Green at linebacker but injured his knee after 12 plays and was lost for the season ... he had two solo tackles at the time of his injury.

2015 Season (Sophomore): Booker played 98 snaps on defense and another 99 on special teams for 197 total plays as a sophomore for the 12-1 Buckeyes ... he recorded 22 tackles with a career-high game of five tackles vs. Penn State, including four solo stops, four-tackle games vs. Virginia Tech and Maryland and three solo tackles vs. Michigan.

2014 Season (Freshman): Booker played in 11 games as a true freshman for the 2014 College Football Playoff national champions ... he had his first collegiate action with 11 plays on defense vs. Kent State and he played on special teams in 10 additional games ... he had a high game of 21 plays vs. No. 1 Alabama in the Allstate Sugar Bowl ... also had 20 plays vs. Wisconsin in the Big Ten championship game ... earned his first Varsity O letter.

More on Dante: The 2013 Ohio Mr. Football, Dante Booker was considered one of the very best players in the nation with a five star rating from 247Sports and a No. 13 overall ranking ... the first defensive player to win Ohio Mr. Football since Andy Katzenmoyer in 1995, Booker was rated the No. 2 outside linebacker by 247Sports, the No. 4 OLB by Scout and the No. 4 inside linebacker by Rivals ... ESPN rated him No. 8 on the outside ... additionally: he was a Top 100 player nationally by Rivals and Scout and No. 130 on the ESPN 300 ... Associated Press Division III all-state in 2012 and 2013, and the defensive player of the year in 2013 ... totaled 126 tackles as a senior and lead St. Vincent-St. Mary to back-to-back state championships, including a perfect, 15-0 record in 2013 and a 13-2 mark in 2012 ... also had 24 tackles-for-loss, eight sacks and two interceptions for coach Dan Boorman's Fighting Irish as a senior ... named in 2013 a Parade All-American, USA Today All-American, U.S. Army All-American, the Akron Beacon Journal player of the year and the Greater Cleveland Sports Awards' high school athlete of the year ... had 90 tackles and 14 TFLs as a junior and 157 tackles and 11 sacks as a sophomore ... is the son of Nicole Hartman and Dante Booker Sr. ... father played collegiately at Auburn and in the Canadian Football League.

BOOKER'S CAREER DEFENSIVE STATS

Year	G-GS	UA	A	TOT	TFL	YD	SCK	PBU
2014	11-0	2	5	7	0	0	0	0
2015	11-0	14	8	22	1.0	-1	0	0
2016*	1-1	2	0	2	0	0	0	0
Totals	23-1	18	13	31	1.0	-1	0	0

*Red-shirt season

32 TUF BORLAND

Linebacker
6-1, 230, Fr.
Bolingbrook, Ill.
Bolingbrook



Ohio State Overview: Tuf Borland red-shirted the 2016 season as a true freshman ... he enrolled in classes in January 2016 so he has now participated in two spring drills with the Buckeyes ... he is majoring in exercise science.

More on Tuf: Borland came to Ohio State as a 4-star outside linebacker prospect by both 247Sports and Scout ... he was a two-time all-state selection who starred for Bolingbrook teams that advanced to Illinois state playoffs four consecutive years under the direction of coach John Ivlow ... Borland recorded 165 tackles as a senior and was named all-state by the Chicago Tribune, all-SW Suburban Blue and the Voyager Media defensive player of the year ... he had 152 tackles as a junior and was an IHSFCA 8A and Chicago Tribune all-state selection ... he was rated a Top 20 linebacker prospect by Scout (No. 18) and 247Sports (No. 20) ... also played baseball and basketball for two years ... is the son of Jeny and Kyle Borland.

97 NICK BOSA

Defensive Line
6-4, 270, So.
Fort Lauderdale, Fla.
St. Thomas Aquinas



Overview: Nick Bosa is one of four defensive ends on the Ohio State roster who have starter-like skills and stats, and one can expect him to be even better in 2017 after a season and 13 games played in the Ohio State system behind him ... already has 5.0 quarterback sacks among his 7.0 tackles-for-loss and 29 career tackles ... earned OSU Scholar-Athlete status as a freshman and is majoring in communications.

Notable: Bosa moved to defensive tackle at times during games during his initial season when Ohio State utilized all four of its talented defensive ends in obvious passing downs ... he was one of four OSU freshmen to garner freshman All-America status last year (Dre'mont Jones, Michael Jordan and Mike Weber were the others).

HONORS & AWARDS

2016: Freshman All-American (ESPN), OSU Scholar-Athlete

2016 (Freshman): Bosa played in all 13 games and earned 332 snaps along a talented defensive line ... he was second on the team in quarterback sacks with 5.0 while contributing 29 tackles and three quarterback pressures ... had sacks against Bowling Green, Rutgers, Wisconsin, Penn State and Michigan ... had a personal-best four tackles three times, including in the College Football Playoff semifinals vs. Clemson ... had four solo stops – another personal best – against Rutgers.



BOSA

More on Nick: Nick Bosa was a consensus 5-star prospect nationally by ESPN, Rivals, 247Sports and Scout, and one of the Top 10 overall prospects in this recruiting class with ESPN ranking him No. 3 on its 300, Scout ranking him No. 5 and 247Sports No. 8 ... the No. 6 player overall by Prepstar and a member of its Dream Team ... also a near-unanimous No. 1 defensive end prospect with ESPN, Scout and 247Sports ranking him No. 1, and Rivals has him No. 2 at the strong side end position ... Bosa was first-team 7A all-state as a sophomore and junior and certainly would have been as a senior had he not been injured in game No. 8 and missed the rest of the season ... a four-year starter for Aquinas teams that won 7A state championships in 2012 and 2014 under Rocco Casullo and in 2015 under Roger Harriott ... recorded 56 tackles, 29.5 tackles-for-loss and five quarterback sacks as a junior in 2014 and had 21, 13.5 and five, respectively, before his injury in 2015 ... an Under Armour All-American ... is the brother of Ohio State's two-time consensus All-American and two-time Big Ten defensive lineman of the year Joey Bosa, the third overall pick in the 2016 NFL Draft by San Diego parents are Cheryl and John Bosa ... father was a first-round NFL Draft pick out of Boston College in 1987 by the Miami Dolphins and played three years in the league ... uncle, Erik Kumerow, was Ohio State captain in 1987, a two-time all-Big Ten performer and a 1988 NFL first-round draft pick.

BOSA'S DEFENSIVE STATS

Year	G-GS	UA	A	TOT	TFL	YD	SCK	QBH
2016	13-0	17	12	29	7.0	36	5	3
Totals	13-0	17	12	29	7.0	36	5	3

76 BRANDEN BOWEN

Offensive Line
6-7, 312, So.
Draper, Utah
Corner Canyon



Ohio State Overview: Brandon Bowen is a third-year member of the team who is a sophomore in eligibility for 2017 ... he has played in 13 games and is a Varsity O letterwinner who is majoring in human development and family studies.

2016 Season (Freshman): Bowen played in all 13 games for the Buckeyes ... he played extensive series on offense vs. Bowling Green, Rutgers, Nebraska and Maryland.

More on Branden: Bowen was one of the top players in the state of Utah his senior season and held the No. 2 ranking in the state by Scout ... rated No. 58 nationally among tackles by Scout and rated as a Top 100 offensive lineman by 247Sports ... played 2013 and 2014 seasons at brand new Corner Canyon H.S. after starting his prep career at Juan Diego ... helped lead Corner Canyon to the Utah Class 4A state semifinals in 2014 with a 12-1 record and into the state quarterfinals in 2013 in its first year of football ... named first-team all-state in 2014 by the Deseret News ... coached by former Utah Ute offensive lineman Don Eck at Corner Canyon, and trained under former Ute John Madsen, who was a member of Urban Meyer's 2003 and 2004 Utah teams ... born in Tennessee and moved to Utah in 2005 ... is the son of Natalie and Jordan Halling.

50 NATHAN BROCK

Offensive Line

6-4, 285, So.

Powell, Ohio

Olentangy Liberty



Ohio State Overview: Nathan Brock is in his second season with the football program after initially walking on to the team in the fall of 2016 ... he is majoring in pre-business.

More on Nathan: Brock was a four-year member of the Olentangy Liberty football team that advanced to the state playoffs in both 2015 and 2016 and is coached by Steve Hale ... also played two years of basketball ... was named Associated Press honorable mention all-Central District in 2015 and all-Ohio Capital Conference ... also named special mention all-Ohio Capital Conference in 2014 ... football team captain as a senior and a member of the leadership council ... he is the son of Melissa Murphy and Jeff Brock ... has one younger brother, Michael.

5 BARRON BROWNING

Linebacker

6-4, 230, Fr.

Fort Worth, Texas

Kennedale



Ohio State Overview: Barron was one of 10 from the 2017 class of recruits to enroll in classes in January and thus take part in spring drills ... he was having a fine camp before incurring a shoulder injury that required surgery ... he is expected to be back at full strength when fall camp opens ... Browning is exploring majors.

More on Barron: Browning was one of the top linebackers in the nation as a senior, a 5-star prospect (Rivals, 247 and Scout) who earned the No. 1 outside linebacker distinction from Rivals, 247Sports and Scout and a No. 2 ranking for OLBs by ESPN ... considered among the Top 10 players in this class by Rivals (No. 9 overall) and had a No. 11 ranking by 247Sports ... named a U.S. Army All-American and a finalist for the 2016 high school Butkus Award as top linebacker ... helped Kennedale, coached by Richard Barrett, to an 11-4 season in 2016 and a spot in the Texas 4A state semifinals for the first time in school history ... was the

state's Associated Press 4A defensive player of the year with 81 tackles, 10 TFLs and 10 PBUs ... also named Fort Worth Star Telegram all-area ... the two-time first-team all-state honoree had 74 tackles and eight TFLs as a junior and finished his career with eight forced fumbles ... is the son of DeKisha and Barry Browning ... father was a two-year football letterman at TCU ... brother, Barry Jr., is a Stanford graduate who was a four-year football letterman for the Cardinal between 2007-10.

56 MATTHEW BURRELL

Offensive Line

6-4, 300, So.

Woodbridge, Va.

Hylton



Ohio State Overview: Matthew Burrell is a sophomore in eligibility for the 2017 season and is a third-year member of the team ... he has played in 13 games and is a Varsity O letterwinner who is majoring in human development and family studies.

2016 Season (Freshman): After red-shirting the 2015 season, Bowen played in all 13 games for the Buckeyes ... he played extensive series on offense vs. Bowling Green, Rutgers, Nebraska and Maryland.

More on Matthew: A Virginia all-state offensive lineman, Burrell was considered a Top 10 offensive line prospect in the class of 2015 with 4-star classification by ESPN, Rivals, Scout and 247Sports ... he was a Top 100 player nationally overall as a member of the ESPN 300 (No. 94) and he also earned high overall rankings from 247Sports (No. 105) with Rivals and Scout each listing him among their top 175 players ... he was the No. 1 offensive line prospect in his region with Top 10 lineman rankings nationally by 247Sports (No. 7) and Rivals (No. 9), and with a No. 12 ranking by Scout ... Burrell spent his first two high school seasons at Chancellor before transferring to Hylton for the 2013 and 2014 seasons ... he played for coach Tony Lilly at Hylton and helped his team to 10-2 and 9-2 records in 2013 and 2014, respectively ... a member of the PrepStar Top 150 Dream Team, Burrell attended The Opening in the summer of 2014 at the Nike World Headquarters ... he is the son of Nicky and Matt Burrell Sr.

10 JOE BURROW

Quarterback

6-3, 215, So.

The Plains, Ohio

Athens



Overview: Joe Burrow is a red-shirt sophomore who is in his third season with the program and heads to 2017 fall camp in a competitive battle for the No. 2 quarterback position ... after red-shirting the 2015 season as a true freshman, he was the back-up quarterback to junior J.T. Barrett throughout the 2016 season ... he is the only quarterback besides Barrett with collegiate game experience ... he played in five games last season, completed 78.6 percent of his passes – 22 of 28 – and threw for 226 yards and two touchdowns ... he is majoring in business.

Notable: Burrow was 6-of-6 passing for 62 yards, plus scored his first rushing touchdown, in the game against Nebraska last year ... Nebraska is the school for which his father, Jimmy, and two older brothers, Jamie and Dan, played football and lettered.

HONORS & AWARDS

2016: Academic All-Big Ten Conference, OSU Scholar-Athlete

More on Joe: A 4-star prospect by ESPN, Scout and 247Sports, he led coach Ryan Adams' Athens H.S. teams to three consecutive state playoff appearances (2012-14) and to all seven of the state playoff wins in school history ... his 2014 team was state runner-up in Division III and Burrow was selected as Ohio Mr. Football, first-team Associated Press all-state and the Division III co-offensive player of the year after throwing for nearly 4,500 yards with 63 touchdowns and only two interceptions ... threw for over 11,400 yards with 157 touchdowns in his career plus rushed for over 2,000 yards with 27 more TDs ... ranked on the ESPN 300 (298) and a Top 25 quarterback by Scout (13) and Rivals (25) ... named the 2013 Ohio Gatorade player of the year and AP all-state ... is the son of Robin and Jimmy Burrow ... father is in his 13th season as the defensive coordinator at Ohio University under Frank Solich.

BURROW'S PASSING STATS

Year	G-GS	ATT	CMP	INT	PCT.	YDS	TD	LG
2016	5-0	28	22	0	78.6	226	2	36
Totals	5-0	28	22	0	78.6	226	2	36

BURROW'S RUSHING STATS

Year	G-GS	ATT	YDS	AVG.	TD	LG
2016	5-0	12	58	4.8	1	12
Totals	5-0	12	58	4.8	1	12

BURROW'S TOTAL OFFENSE STATS

Year	G-GS	PL	RU	PA	TOT	AVG.
2016	5-0	40	58	226	284	47.3
Totals	5-0	40	58	226	284	47.3

BURROW'S GAME-BY-GAME PASSING

2016							
Game	Att.	Comp.	Int.	Pct.	Yards	TD	
BGSU	8	6	0	75.0	68	1	
Tulsa	0						
at Oklahoma	DNP						
Rutgers	5	4	0	80.0	21	0	
Indiana	DNP						
at Wisconsin	DNP						
at Penn State	DNP						
Northwestern	DNP						
Nebraska	6	6	0	100.0	62	0	
at Maryland	9	6	0	66.7	1		
at Michigan State	DNP						
Michigan	DNP						
Clemson	DNP						

98 JERRON CAGE

Defensive Line

6-3, 280, Fr.

Cincinnati

Winton Woods



Overview: Two-time Associated Press Division II first-team all-state defensive lineman Jerron Cage was a unanimous 4-star prospect rated among the Top 15 defensive tackles in his class by ESPN (No. 11) and 247Sports (No. 14) ... Scout rated him as its No. 16 defensive tackle ... Cage, whose older brother, Daniel, has started 11 games along the defensive line for Notre Dame the past two seasons and will be a senior in 2017, is a member of the ESPN 300 (No. 138) and the No. 3 player in the state according to ESPN ... the No. 2 tackle in the Midwest according to Scout ... a PrepStar Top 300 All-American ... first-team MaxPreps/JJ Huddle all-Ohio selection ... two-time Cincinnati Enquirer all-area selection ... a three-year starter for coach Andre Parker, Cage recorded 43 tackles-for-loss for his career, a total that includes 24 quarterback sacks ... the three-time all-Southwest District performer was its defensive player of the year in 2015 as a junior when he posted 48 tackles, including 10 sacks ... led Winton Woods defenders with 81 tackles as a senior ... has also been a standout wrestler throughout his high school career under the direction of coach Jason Dean ... is the son of Dionne and Adrian Cage.


21 PARRIS CAMPBELL

Wide Receiver

6-1, 208, Jr.

Akron

St. Vincent-St. Mary H.S.



Ohio State Overview: Parris Campbell is a fourth-year player in the program who enters the 2017 season with junior eligibility ... a veteran of 21 games and 12 starting assignments, Campbell is one of the key receivers on the roster and is being counted on to provide plays and big plays ... he was one of the most talked-about players coming out of spring drills because of his fine play throughout ... he has 13 career receptions for 121 yards and a 9.3 yards per reception average with all of those stats coming during the 2016 season ... he is also a fine return specialist and led the Big Ten in 2016 in kickoff returns ... he is a high school teammate of Buckeye linebacker Dante Booker ... is majoring in sociology.

Notable: Campbell started three times as a red-shirt freshman in 2015 on a team that had three players – Michael Thomas, Braxton Miller and Jalin Marshall – play in the NFL in 2016 and two more receivers –Curtis Samuel and Noah Brown – who were 2017 NFL Draft picks this past May.

HONORS & AWARDS

2016: Third-team All-Big Ten return specialist (coaches)

2016 Season (Sophomore): Campbell started nine games and played in all 13 games for the 11-2 Buckeyes ... he was one of eight on the team with double figure receptions and more than 100 receiving yards, finishing with 13 for 121, respectively ... he led the Big Ten Conference and ranked 11th nationally in kickoff returns with a 27.8 yards-per-return average, a figure that ranks seventh all-time for a single season at Ohio State ... his 584 return yards rank third in Ohio State history, as do his 149 return yards vs. Indiana.

2015 Season (Freshman): Campbell started the first three games of the season, but then managed only 22 more snaps on offense the rest of the season as a mid-season injury slowed the speedy performer and kept him out of five games ... he played in the last four games of the season, but mostly on special teams where he was a standout with seven total tackles.

More on Parris: Campbell was considered one of the elite players in the Ohio State class of 2014 ... a consensus four-star prospect who was rated as a Top 25 player regardless of position with rankings as high as the No. 14 running back (Scout), No. 15 athlete (Rivals), No. 19 wide receiver (247Sports) and No. 22 athlete (ESPN) ... one of 10 Buckeye recruits on the Scout 100 (No. 85) ... Associated Press Division III all-state in 2013 after rushing for 1,584 yards and 22 touchdowns and helping lead St. Vincent-St. Mary, coached by Dan Boarman, to a repeat state championship with a 15-0 record ... SVSM was 2012 state champion with a 13-2 record when Campbell rushed for 1,353 yards and scored 28 touchdowns, including a long touchdown of 94 yards ... attended The Opening in Oregon in Summer 2013 and was among the fastest players at the camp, making the three-man final in the 40-yard dash ... outstanding on a track, Campbell powered SVSM to the 2013 Ohio State outdoor track and field championship by anchoring victorious 4x100 and 4x200-meter relays and taking second in the 100 ... set personal bests of 10.77 in the 100 and 22.09 in the 200 (meters) during the 2013 outdoor season ...broke Ohio state record in the 60-meter dash at 2014 indoor state championships (6.85) ... is the son of Shelly Woodruff and Parris Campbell Sr.

CAMPBELL'S RECEIVING STATS

Year	G-GS	REC	YDS	AVG	TD	LG
2016	13-9	13	121	9.3	0	16
Totals	21-12	13	121	9.3	0	16

CAMPBELL'S KICKOFF RETURN STATS

Year	G-GS	NO	YDS	AVG.	TD	LG
2016	13-9	21	584	27.8	0	91
Totals	21-12	21	584	27.8	0	91

CAMPBELL'S ALL-PURPOSE YARDS

Year	G-GS	RU	REC	PR	KOR	TOTAL
2016	13-9	54	121	0	584	759
Totals	21-12	54	121	0	584	759



CAMPBELL

CAMPBELL'S GAME-BY-GAME RECEIVING

2016	Game	Rec.	Yards	TD
	BGSU	0		
	Tulsa	1	5	0
	at Oklahoma	1	16	0
	Rutgers	4	36	0
	Indiana	0		
	at Wisconsin	2	18	0
	at Penn State	1	6	0
	Northwestern	1	15	0
	Nebraska	0		
	at Maryland	1	13	0
	at Michigan State	2	12	0
	Michigan	0		
	Clemson	0		

91 DRUE CHRISMAN

Punter

6-3, 212, Fr.

Lawrenceburg, Ind.

Cincinnati LaSalle H.S.



Ohio State Overview: Drue Chrisman is a second-year freshman who is expected to be the Buckeyes' punter this season after red-shirting the 2016 season as a true freshman ... he is part of the OSU kickers' clique of 90-something jersey numbers ... he'll be wearing jersey No. 91 for the Buckeyes ... he is an OSU Scholar-Athlete who is exploring majors in the area of management and industry.

More on Drue: Chrisman was considered the No. 1 punter prospect in the 2016 recruiting class with 247Sports ranking him No. 1, the prestigious Kohl's kicking and punting organization ranking him No. 1 (out of 81 punters) and Scout ranking him No. 2 ... he averaged 46.4 and 43.0 yards per punt during the 2015 and 2014 seasons for LaSalle, respectively ... the Lancers, his high school team coached by Jim Hilvert, won back-to-back Division II Ohio state championships those seasons ... named first-team Division II all-state by the Associated Press as a senior after earning second-team honors all-state honors in 2014 ... first-team all-Greater Catholic League ... named all-USA Ohio by USA Today ... a U.S. Army All-American ... named all-district three times ... was 38-40 on extra points as a senior and kicked a game-winning, 41-yard field goal with 10 seconds to play to help LaSalle defeat Colerain, 39-36, in a key game ... is the son of Sheila and Travis Chrisman.

43 NICK CONNER

Linebacker
6-3, 234, So.
Dublin, Ohio
Scioto



Ohio State Overview: Nick Conner is a third-year sophomore with the program who has had the misfortune of two knee injuries in the last two years ... this spring (2017) he injured his knee, had surgery and his status for the fall is to be determined ... he injured his knee during the 2015 season and ended up red-shirting ... he came back to get his first collegiate action last year, appearing in the season opener vs. Bowling Green and making three tackles ... he is a two-time OSU Scholar-Athlete majoring in business.

HONORS AND AWARDS

2016: OSU Scholar-Athlete
2015: OSU Scholar-Athlete

More on Nick: Conner announced enrolled in classes at Ohio State in January 2015 ... he helped lead Scioto to the 2014 state playoffs and a regional final appearance, although he missed the second half of the season with a knee injury ... still was invited to the Semper Fidelis All-American game ... rated a 4-star prospect by Rivals, Scout and 247Sports ... rated No. 123 on the Rivals 250 and its No. 5 inside linebacker ... the No. 8 inside linebacker by 247Sports ... a Top 25 linebacker prospect by Scout and the No. 4 linebacker in the state of Ohio ... named second-team Division II all-state by the Associated Press as a junior after recording 129 tackles with 19 TFLs ... MVP of the Rivals 5-Star Challenge Camp in Baltimore in the summer of 2014 ... he is the son of Renee and Scott Conner.

CONNER'S DEFENSIVE STATS

Year	G-GS	UA	A	TOT	TFL	FR	PBU	INT
2016	1-0	0	3	3	0	0	0	0
Totals	1-0	0	3	3	0	0	0	0

18 JONATHON COOPER

Defensive End
6-3, 250, So.
Gahanna, Ohio
Lincoln



Ohio State Overview: Jonathon Cooper is a true sophomore who played last year as a true freshman in six games, including the College Football Playoff semifinals vs. Clemson and earned his first Varsity O letter ... he recorded six tackles on the year, including a high of two in the win over Nebraska ... he also had his first quarterback sack in the win over Maryland ... Cooper enrolled in classes at Ohio State in January 2016 ... he is exploring majors.


More on Jonathon: Cooper came to Ohio State rated as a 5-star prospect by 247Sports and considered one of the Top 50 players in the nation by that organization (No. 25 national ranking) and Scout (No. 35 overall) ... he was listed as one of the Top 5 defensive ends in this class, with 247Sports ranking him as the No. 2 weak-side end and with Rivals and Scout rating him the No. 5 defensive end ... he was named to the All-USA Ohio football team and the state defensive player of the year by USA Today and was first-team Associated Press all-state as a senior ... he helped Lincoln, coached by Bruce Ward, to a 7-4 season in 2015 and a berth in the Ohio state playoffs ... is the son of Jessica and Jude Moorman.

COOPER'S DEFENSIVE STATS

Year	G-GS	UA	A	TOT	TFL	YD	SCK	PBU
2016	6-0	2	4	6	1.0	5	1	0
Totals	6-0	2	4	6	1.0	5	1	0

9 JASHON CORNELL

Defensive Tackle
6-3, 280, So.
St. Paul, Minn.
Cretin-Derham Hall



Ohio State Overview: Jashon Cornell is a third-year sophomore who saw action in five games in 2016 after red-shirting the 2015 season as a true freshman ... enrolled at Ohio State in January 2015 in time for the start of the spring semester ... he is majoring in family resource management.

More on Jashon: Cornell had No. 7 strong-side defensive end ratings virtually across the board and Top 100 overall status by ESPN (No. 33), Rivals (No. 14) and 247Sports (No. 88) ... a consensus 4-star prospect who was regarded as the No. 1 prospect in the class of 2015 by ESPN prior to his junior season ... he twice was named a second-team Minnesota all-state pick by the Associated Press ... the No. 1 defensive end in the Midwest according to Scout ... the defensive line MVP of the Nike training camp in Columbus in the summer of 2014 and thus earned an invite to The Opening later that summer ... capped career at the Under Armour All-American game ... is from the powerful Catholic high school in St. Paul that has produced outstanding athletes like Joe Mauer, Michael Floyd, Chris Weinke and Steve Walsh ... Cornell is the son of Sheena Cornell.

CORNELL'S DEFENSIVE STATS

Year	G-GS	UA	A	TOT	TFL	YD	SCK	PBU
2016	5-0	2	2	4	1.5	4	0	0
Totals	5-0	2	2	4	1.5	4	0	0

61 GAVIN CUPP
Offensive Lineman
 6-5, 305, RS Fr.
 Leipsic, Ohio
 Leipsic H.S.



Ohio State Overview: Gavin Cupp is in his second season with the program and is coming off a red-shirt year in 2016 ... he is an OSU Scholar-Athlete exploring majors in the management industry area.

More on Gavin: Two-time all-state offensive lineman Gavin Cupp was a football, basketball and baseball letterman at Leipsic High School ... he was considered among the Top 15 prospects in the state of Ohio with 247Sports ranking him No. 14 while Rivals had him rated No. 17 ... Cupp was also considered among the Top 25 guard prospects nationally by Scout (No. 23) ... regionally, Cupp was the No. 5 guard prospect in the Midwest by Scout and Prepstar named him all-Midwest Region ... Leipsic qualified for the Ohio Division VII state playoffs seven consecutive years under the leadership of, first, Joe Kirkendall and then Andy Mangas, and Cupp was a big part of the team's recent successes, earning first-team Associated Press Division VII all-state honors in 2015 and second-team AP all-state accolades in 2014 ... he was also all-Blanchard Valley Conference both years ... is the son of Gwen and Keith Cupp.

84 BROCK DAVIN
Tight End
 6-3, 235, So.
 Cincinnati
 St. Xavier



Ohio State Overview: Brock Davin joined the Ohio State football program in the fall of 2016 ... caught 17 passes – including a pair of touchdowns – as a senior for state power St. Xavier and head coach Steve Specht ... one of his TDs came in state playoff game against rival Colerain ... honorable mention all-Greater Catholic League ... four-year member of the football program at St. Xavier ... also played basketball for two years ... a leader of his team, Davin was part of the captain's counsel at St. Xavier and graduated with second honors ... is the son of Bill and Maureen Davin ... his mother was a basketball player at Xavier University and grandfather played football at Notre Dame ... is majoring in accounting and was a 2017 OSU Scholar-Athlete.

15 WAYNE DAVIS
Defensive Back
 5-10, 193, RS Fr.
 Norfolk, Va.
 Lake Taylor H.S.



Ohio State Overview: Wayne Davis red-shirted the 2016 season as a true freshman ... he was an OSU Scholar-Athlete last year and is majoring in physical education/sport and physical activity.

More on Wayne: Davis was the state of Virginia's Gatorade Player of the Year (for athletic excellence, academic achievement and exemplary character), its Associated Press player of the year and a consensus 4-star prospect by Rivals, Scout and 247Sports ... he was considered among the Top 25 cornerbacks in the nation by Scout (No. 22) and Rivals (No. 25) ... selected first-team 4A all-state as both a defensive back and a receiver as a senior, Davis had 43 tackles and seven interceptions – five of which he returned for touchdowns – on defense and 41 receptions for 731 yards and six touchdowns on offense ... after winning the Virginia 4A state title (14-1) in 2014, Davis and Lake Taylor, coached by Hank Sawyer, missed out on a repeat title in 2015 by losing to Salem, 17-14, in two overtimes in the championship game, snapping Lake Taylor's 29-game winning streak in the process ... Davis had five interceptions and broke up 22 passes, plus caught 31 passes for 733 yards and nine touchdowns, as a junior and earned all-state honors ... high school teammate of current Buckeye defensive end Jalyn Holmes at Lake Taylor ... is the son of Takecia Taylor and Corry Cartwright.

52 WYATT DAVIS
Offensive Line
 6-4, 310, Fr.
 Bellflower, Calif.
 St. John Bosco



Overview: Talented and dominating 5-star offensive lineman (by Rivals, 247Sports and Scout) Wyatt Davis was one of the Top 25 players in the nation overall, with Scout ranking him No. 16 among his peers, Rivals No. 22 and 247Sports No. 24 in the 2017 recruiting class ... a tackle for coach Jason Negro, Davis was considered the No. 1 guard prospect in the nation by all three of those rankings services and the No. 3 guard by ESPN, which also listed him No. 38 on its ESPN 300 ... two-time member of the American Family Insurance all-USA Football Team and a U.S. Army All-American ... chosen the U.S. Army's Glenn Davis Award winner for epitomizing the Army's high standard for excellence in community service, education and athletic distinction ... named the Los Angeles' Times Southern California player of the year and Trinity League lineman of the year as a senior ... helped St. John Bosco to a 13-2 season and the Division I CIF championship as a senior ... helped team to 13-1 and 12-2 seasons in 2015 and 2014, respectively ... also played basketball ... is the son of Inge and Duane Davis ... father is an actor who has played roles of famous athletes such as Joe Louis and Buster Douglas ... grandfather is NFL Hall of Fame defensive end for the Green Bay Packers, Willie Davis ... brother, David, played football for Washington State and Cal and is a Cal graduate.

1 JOHNNIE DIXON

Wide Receiver

5-11, 195, Jr.

West Palm Beach, Fla.

Dwyer H.S.



Ohio State Overview: Johnny Dixon is coming off his best spring drills from a competitive – he starred in the spring game with six receptions for 108 yards and two touchdowns – and health – he didn’t miss a practice – standpoint, and he is seeking to be a significant contributor for the Buckeyes at wide receiver this season ... he is in his fourth year with the program and is a junior in eligibility ... he has battled knee issues in each of his three years which has limited him to appearances in just 14 games (two in 2014, five in 2015 and seven last year) ... his most extensive experience was 41 total plays in the Game 3 win over Kent State in 2014 ... he had four rushes for 20 yards against the Golden Flashes, including a long of nine yards ... he recorded his first career reception in 2015 – for 29 yards – in the season opener at Virginia Tech ... he is majoring in sociology.

Notable: Dixon played in the first six games of the 2016 season, including 31 plays on offense against Rutgers, but was able to play in just one more game the remainder of the season because of his recurring knee issues ... he did catch six passes for 26 yards, including three receptions vs. Rutgers, and he played enough snaps on the season (149) to earn his first Varsity O letter.

More on Johnnie: Dixon was one of six from his 2014 recruiting class to enroll in classes in January 2014 ... he was a consensus four-star recruit who was rated the No. 34 prospect in the nation on the ESPN 300 and its No. 5 rated wide receiver ... also had a fine, No. 62 rating by 247Sports and he was No. 117 on the Rivals 250 ... competed at the 2014 U.S. Army All-American Bowl in San Antonio ... ranked No. 15 at his position by Rivals and No. 30 by Scout ... helped Dwyer High School, coached by Jack Daniels, to its second Florida Class 7A state championship in school history and its first-ever unbeaten season (15-0) in 2013 ... named second-team Associated Press Class 7A all-state in 2013 ... Dixon played his best football in the state playoffs with 17 receptions for 366 yards and six touchdowns in Dwyer’s five-game run to the state title ... had five catches for 55 yards and one score in the 55-39 championship game win over Niceville ... had 33 receptions for 610 yards and six touchdowns as a junior ... is the son of Latoya Smith.

2 J.K. DOBBINS

Running Back

5-10, 199, Fr.

La Grange, Texas

La Grange



Ohio State Overview: J.K. Dobbins was one of nine freshmen from the 2017 recruiting class to enroll in classes at Ohio State in January and thus take part in spring drills ... he had a fine spring and drew the attention of coaches and staff ... he is exploring majors.

More on J.K.: U.S. Army All-American J.K. Dobbins committed to Ohio State before seeing the campus ... Dobbins missed all but one play of his senior season after breaking a bone in his right leg, but 5,149 rushing yards and 74 touchdowns during his first three seasons for coach Matt Kates carried him to consensus 4-star recognition and Top 50 status nationally among all players in this class (No. 43 overall by 247Sports and No. 44 by ESPN) ... he was rated among the Top 5 running backs in the nation, including the No. 2 all-purpose back by 247Sports ... he was the Nike+ football rating champion at The Opening in Beaverton, Ore. ... finishing second was another Texas and Ohio State recruit: Jeffrey Okudah ... statistically, Dobbins had 2,740 rushing yards and 35 touchdowns as a junior and 2,243 yards and 37 TDs as a sophomore in 2014 ... he was named Class 4A all-state in 2015 by both the Texas Sports Writers Association and the Associated Press ... he helped La Grange to two state playoff appearances approximately two decades after his late father, Lawrence Dobbins, played on La Grange’s 1997 state semifinalist team ... his mother is Mya Grounds.

70 NOAH DONALD

Defensive Line

6-1, 275, So.

Uniontown, Ohio

Walsh Jesuit



Ohio State Overview: Noah Donald is in his second season with the Ohio State football program ... he initially walked-on to the team in the fall of 2016 ... he is a true sophomore who is majoring in pre-engineering.

More on Noah: Donald played both football and basketball all four years at Walsh Jesuit ... played football under coach Scott Beigie and basketball under coach John Norris ... his honors and achievements include being named a scholar-athlete in 2014, honorable mention all-district and Associated Press special mention all-Northeast Ohio in 2014 ... he is the son of Theresa and James Donald ... has three older brothers: Michael, Corbin and Trenton, and an older sister, Breighann.

DIXON'S CAREER RECEIVING STATS

Year	G-GS	REC	YDS	AVG	TD	LG
2014	2-0	0	0	0.0	0	0
2015	5-0	1	29	29.0	0	29
2016	7-0	6	26	4.3	0	10
Totals	14-0	7	55	7.9	0	29

30 JARED DRAKE

Linebacker

6-0, 220, So.

Westerville, Ohio

Westerville Central



Ohio State Overview: Jared Drake is in his third season with the football program and is a true junior ... he initially was an invited walk-on to the team in the summer of 2015 ... he has added long snapping to his resume along with his responsibilities as a linebacker ... he is majoring in sociology.

More on Jared: Drake was a five-sport letterman at Upper Arlington and Westerville Central (his parents moved to Westerville prior to his junior year) and with an impressive array of football accomplishments, including being named first-team all-Ohio and the Columbus Dispatch's 2013 metro player of the year ... these honors coming after a record-setting senior season when he threw for 2,454 yards and 26 touchdowns, and rushed for 640 yards and eight touchdowns and helped Westerville Central advance to the state playoffs with a 10-2 record ... also averaged over 39 yards per punt for coach John Magistro ... Drake was named the captain of This Week News's Super 25 team ... he was a two-time all-Ohio Capital Conference selection ... helped Arlington win the 2012 state lacrosse title ... is the son of Cathy and Peter Drake ... his mother was a diver at Cincinnati and a grandfather, Phil Drake, was a backup quarterback and letterman on Ohio State's 1942 national championship squad.

89 LUKE FARRELL

Tight End

6-6, 250, RS Fr.

Perry, Ohio

Perry H.S.



Overview: Luke Farrell had a fine 2017 spring drills and is one of the key reasons the tight end unit was one of the most improved groups in the spring ... he is a second-year performer with the program and is a freshman in eligibility ... he is an OSU Scholar-Athlete majoring in exercise science.

More on Luke: Farrell was a consensus 4-star tight end prospect (ESPN, Rivals, Scout and 247Sports) and one of the top players at his position in the country with ESPN ranking him No. 6 and 247Sports and Rivals ranking him No. 7 ... Farrell had some impressive overall rankings as well, with a No. 163 position on the ESPN 300 and a No. 224 spot on the Rivals 250 ... Scout rated him at No. 229 ... a Prepstar All-American ... he was also considered the eighth-best senior prospect in the state of Ohio ... Farrell was a second-team Division IV Associated Press all-state selection in 2015 and also a second-team all-USA Ohio selection by USA Today after catching 33 passes for 446 yards for a 10-2, state-qualifying team ... he had 43 receptions for 730 yards and six touchdowns as a junior for Perry, a state qualifying team with a 6-4 overall record and

coached by Matt Rosati ... Farrell was also a four-year varsity letterman for Perry's basketball team ... he is the son of Kelly and Matt Farrell ... has an older brother, Nolan, who is a current student at Ohio State, and a sister, Celeste.

77 KEVIN FEDER

Offensive Lineman

6-9, 303, So.

Ramsey, N.J.

Don Boscoe Prep



Overview: Kevin Feder is in his third year with the program and is a sophomore in eligibility ... he practiced throughout the 2017 spring drills after being hampered for much of his first two seasons with a foot issue ... he is majoring in sport and industry.

More on Kevin: Feder came to Ohio State from the powerful New Jersey program Don Boscoe Prep that was rated at one time in 2014 as the No. 1 team in the nation following a win over St. Thomas Aquinas ... Feder played three years for the Ironmen and coach Greg Toal and started two years for teams that went 7-4 in 2013 and again in 2014 ... a four-star prospect by Rivals and 247Sports, Feder was rated as high as the No. 16 offensive tackle prospect in the nation by Rivals and he was listed as the No. 54 tackle by 247Sports ... held an overall player rating of No. 172 on the Rivals 250 ... a PrepStar all-East honoree ... also wrestled, and was a state qualifier in 2014 ... attended Parsippany Hills as a freshman ... Father is Brian Feder.


12 TREVON FORTE

Wide Receiver

5-8, 185, Sr.

Youngstown, Ohio

Cardinal Mooney



Ohio State Overview: Trevon is a fifth-year senior who initially walked on to the football team in the spring of 2013 ... switched to wide receiver this spring after spending time as a defensive back ... he played in two games during the 2016 season – vs. Bowling Green and Rutgers – for his first collegiate action ... he is majoring in sport and industry and spent a week interning this summer at Goldman Sachs in New York City ... interned in spring of 2016 with UBS Financial.

More on Trevon: As a prepster, Forte played football for four years at Cardinal Mooney and he also ran track for three years and was a state qualifier... he was a member of the National Honor Society... he has three brothers: JaJuan, Anthony and Antajuan, and he is the son of Anthony and Tonya Hightower.

4 JORDAN FULLER

Cornerback

6-2, 207, So.

Old Tappan, N.J.

Old Tappan



Overview: Fuller, Jordan is in the hunt for even more playing time this season after appearing in all 13 games last season as a true freshman ... he was credited with 11 tackles, including a high game of five stops vs. Nebraska ... had 71 total snaps on defense to go along with 151 special teams plays ... he is majoring in sport industry.

HONORS AND AWARDS

2016: OSU Scholar-Athlete

More on Jordan: Fuller, the Gatorade New Jersey player of the year and the NJ.com player of the year as a senior, was a 4-star prospect (ESPN, Scout, 247Sports) and one of the outstanding athletes in this class ... he was rated as high as the No. 2 athlete nationally by 247Sports and ESPN ranking him No. 9, with Scout ranking him in the Top 10 (No. 9) at cornerback ... he was also rated as high as the No. 41 overall player (247Sports) with Scout ranking him No. 127 and with a 151 ranking on the ESPN 300 ... a member of the PrepStar Dream Team ... Fuller helped Old Tappan, coached by Brian Dunn, to a record of 29-5 between 2013-15, including a 12-0 season in 2015 when the Golden Knights won their first state title in 30 years ... Fuller led the way with 747 rushing yards and 10 touchdowns; 33 receptions for 886 yards and five touchdowns; 44 tackles, six interceptions and 135 passing yards ... he had 646 rushing yards and five touchdowns as a junior in addition to 15 receptions and 53 tackles ... his career numbers included 30 touchdowns with two of those scores off interception returns and two off punt returns ... played in the U.S. Army All-American Bowl and attended The Opening in Beaverton, Ore., in Summer 2015 ... reportedly received his first scholarship offer in eighth grade ... is the son of Cindy Mizelle and Bart Fuller ... Mom is the rock star of the family, a highly regarded professional singer who has performed with greats, including Mariah Carey, Barbara Streisand, Whitney Houston, Luther Vandross, the Rolling Stones, Bruce Springsteen and Alicia Keys, to name but a few... brother, Devin, recently completed a fine collegiate football career at UCLA ... also has one sister, Jasmine.

FULLER'S DEFENSIVE STATS

Year	G-GS	UA	A	TOT	TFL	YD	SCK	PBU
2016	12-0	7	4	11	0	0	0	0
Totals	12-0	7	4	11	0	0	0	0

19 ERIC GLOVER-WILLIAMS

Wide Receiver

5-9, 180, Jr.

Canton, Ohio

McKinley



Ohio State Overview: Eric Glover-Williams is a speedy skill position performer who has played in 20 games through his first two seasons ... a true junior, he moved to wide receiver from safety this spring ... he is majoring in communications.

2016 Season (Sophomore): Glover-Williams played in all 13 games for the Buckeyes and earned his first Varsity O letter ... he recorded seven tackles on special team, including two in the overtime win at Wisconsin.

2015 Season (Freshman): Glover-Williams played in seven games on special teams as a true freshman in 2015 with nine plays vs. Rutgers and seven vs. Penn State his high games for plays.

More on Eric: Eric Glover-Williams was the first to commit to the Class of 2015, doing so in Spring 2013 ... he played numerous offensive positions, but concentrated on running back as a senior ... was named Division I Associated Press all-state as a senior after rushing for 1,149 yards and 14 touchdowns with 16 receptions ... also had a punt return touchdown and a 100-yard interception return score ... a consensus 4-star prospect with Top 100 overall rankings on the ESPN 300 (No. 90) and by 247Sports (No. 97) ... also rated as high as the No. 7 athlete (Rivals) and the No. 12 cornerback (247Sports) ... the third-leading rusher in McKinley history with 3,820 yards and the No. 7 scorer in Stark County history with 56 touchdowns ... Glover-Williams was named second-team Associated Press all-state in 2013 as McKinley went 9-2 and advanced to state playoffs ... played for both Todd Filtz and Thom McDaniels ... an Under Armour All-American ... is the son of Ann and Jerry Williams.

GLOVER-WILLIAMS' DEFENSIVE STATS

Year	G-GS	UA	A	TOT	TFL	YD	SCK	PBU
2016	13-0	6	1	7	0	0	0	0
Totals	13-0	6	1	7	0	0	0	0

87 ELLIJAH GARDINER

Wide Receiver

6-4, 200, Fr.

Kemp, Texas

Kemp



Overview: Elijah Gardiner is one of three receivers at least 6-foot-4-inches tall in this Ohio State recruiting class and the second to commit to Ohio State in January ... he garnered tremendous attention in January and chose the Buckeyes over an SEC school, a Big 12 power and multiple in-state schools ... playing for 3A Kemp High School, located about 25 miles southeast of Dallas, Gardiner was listed as the No. 27 wide receiver prospect in the Midlands region ... he was the No. 133 receiver nationally by ESPN and No. 137 by 247Sports ... ESPN rated him among the Top 100 prospects in talent-rich Texas ... Gardiner played everywhere for coach Brandon Hankins in leading Kemp to back-to-back state playoff appearances, including its first appearance since 2008 in 2015 ... only played receiver for two years and also played quarterback, running back and cornerback ... in final game of his career, he helped Kemp score 36 fourth quarter points and come back from three 21-point deficits by throwing for two touchdowns plus a two-point conversion, and rushing for two touchdowns and another two-point conversion ... named all-district in Class 3A in 2016 ... a state 3A qualifier in track and field in the triple jump ... also long jumped and ran the 200 meters ... honorable mention East Texas Dream Team in basketball by The (Malakoff) News ... is the son of Brandy Odell and Loyce Myers.

92 HASKELL GARRETT

Defensive Line

6-2, 286, Fr.

Las Vegas, Nev.

Bishop Gorman



Overview: Haskell Garrett was a consensus 4-star prospect from the national power Bishop Gorman program that has gone 43-0 during his three seasons and won state and overall national championships all three years ... he was a Top 50 player overall (No. 47 by Scout) and a Top 10 defensive tackle prospect, with Scout rating him No. 4, Rivals and 247Sports each ranking him sixth and ESPN No. 7 ... he led a terrific Bishop Gorman defense as a senior with 54 tackles, including 20 tackles-for-loss ... also had 7.5 sacks and an interception ... had 56.5 TFLs and 25 sacks for his career, including 20.5TFLs and 11.5 sacks as a sophomore and 16 TFLs and six sacks as a junior ... team went 15-0 in 2016, including wins over national powers Cedar Hill (Texas), St. Thomas Aquinas (Fla.), Cocoa (Fla.) and St. John Bosco (Calif.) ... first-team Nevada all-state pick and a U.S. Army All-American ... 4A Sunset / Southwest League defensive most valuable player ... MaxPreps and PrepStar All-American ... is originally from Vermont, and briefly lived in Hawai'i after the death of his father when Garrett was 13 ... Mother is Maria Key and family member of Shelly and Ray Mook.

17 ELIJAAH GOINS

Wide Receiver

6-1, 185, Sr.

Concord, N.C.

Cox Mill



Overview: Elijaah Goins is a senior in his third season with the football program ... he moved to wide receiver this spring from safety ... he initially walked-on to the team in the spring of 2015 ... he has played in 13 games as a Buckeye, has been credited with seven tackles and has earned his first Varsity O letter ... he is a two-time OSU Scholar-Athlete who is majoring in pharmaceutical sciences.

HONORS AND AWARDS:

2016: Academic All-Big Ten Conference, OSU Scholar-Athlete

2015: OSU Scholar-Athlete

2016 Season: Goins played in 12 of 13 games for the Buckeyes, missing only the Indiana game ... he played on special teams and had personal bests of 11 plays against both Nebraska and Maryland.

More on Elijaah: Goins was a football and track competitor at Cox Mill High School ... he was the 2013 state class 3A champion in the 110-meter hurdles ... all-conference in football and was selected his school's male athlete of the year ... graduated Summa Cum Laude ... is the son of Nicole Goins-Turner and Marlin Holloway ... has two younger siblings: Marlin and Nicholas.

GOINS' CAREER DEFENSIVE STATS

Year	G-GS	UA	A	TOT	TFL	YD	SCK	PBU
2015	1-0	0	0	0	0	0	0	0
2016	12-0	3	4	7	0	0	0	0
TOT	13-0	3	4	7	0	0	0	0

8 TREVON GRIMES

Wide Receiver

6-4, 202, Fr.

Fort Lauderdale, Fla.

St. Thomas Aquinas



Overview: Rivals 5-star receiver Trevon Grimes had his 2016 senior season end after his third game with a knee injury, but he was outstanding prior to the injury and was considered one of the Top 50 prospects in this recruiting cycle ... Grimes had a high overall ranking of No. 33 by Rivals and Top 5 receiver status by Rivals, 247Sports and ESPN ... originally from Indianapolis, he moved to Florida in the sixth grade with his parents, Leah and Lebron Grimes, and flourished at St. Thomas Aquinas, on the football field for coach Roger Harriott and also on the track circuit ... listed as the No. 11 overall player by PrepStar and its No. 1 receiver prospect, Grimes had 42 career receptions for 770 yards with 11 touchdowns and an 18.3 yards-per-reception average for Aquinas teams that won state titles in 2015 and 2016 ... Grimes had 15 receptions for 274 yards (18.3) and two touchdowns as a senior before his injury ... named all-Broward County as a junior after a 27-catch, 496-yard season and led the Raiders with seven scores ... attended The Opening, in Beaverton, Ore., last summer ... state of Florida 300-meter hurdles champion as a freshman and sophomore, and was 110-meter hurdles runner-up as a freshman ... named Sun Sentinel 2015 Class 4A-3A and all-Broward County track athlete of the year.


53 DAVON HAMILTON

Defensive Tackle

6-4, 300, So.

Pickerington, Ohio

Pickerington Central



Ohio State Overview: Davon Hamilton is a third-year sophomore who has played in 13 games for the Buckeyes and has earned his first Varsity O letter ... expected to be back on the field this fall after injuring his foot during 2017 spring drills ... he red-shirted the 2015 season ... is majoring in sociology.

2016 Season: Hamilton played in all 13 games for the Buckeyes as a second-year freshman ... he was credited with 10 tackles, including three in the win at Oklahoma ... had a high of 25 snaps on defense vs. Maryland and also had 18 in the College Football Semifinals vs. Clemson.

More on Davon: Hamilton was one of the final commitments in the 2015 recruiting class ... he was a three-year starter on both sides of the ball for coach Jay Sherrett at Pickerington Central High School ... he was named first-team Associated Press all-state in 2014 after a 67-tackle, 23-tackle-for-loss season while helping Pickerington to an 11-1 record and into the second round of the state playoffs ... also named the Ohio Capital Conference's Ohio division player of the year and the Division I Central District player of the year ... the No. 54 defensive tackle nationally according to Scout, which also listed him as the No. 10 tackle in the region and No. 6 in the state of Ohio ... named all-Metro by the Columbus Dispatch ... is the son of Sabrina and Damian Hamilton.

HAMILTON'S DEFENSIVE STATS

Year	G-GS	UA	A	TOT	TFL	YD	SCK	FR
2016	13-0	5	5	10	2.5	9	0.5	1
Totals	13-0	5	5	10	2.5	9	0.5	1

46 CINQUAN HANEY

Defensive Back

6-1, 200, Sr.

Dayton, Ohio

Chaminade-Julianne



Ohio State Overview: CinQuan Haney is in his third season with the football program after initially walking-on to the team in the spring of 2015 ... he is majoring in physics.

More on Cinquan: Haney ran as a write-in candidate for Undergraduate Student Government president during spring 2016 alongside teammate Curtis Henry, who ran as vice-president ... the duo campaigned under the slogan "Write Us In, Not Off" but their efforts were ultimately unsuccessful ... from Chaminade-Julianne high in Dayton, Haney competed in football, basketball and track and field in high school ... all-conference in track ... received the academic "gold" award from the OHSAA ... is the son of Cynthia Haney and Benny Coleman ... has two sisters: Cinqianna and Cinnquinniece.

15 JAYLEN HARRIS

Wide Receiver

6-5, 205, Fr.

Cleveland

Cleveland Heights



Overview: Jaylen Harris was a consensus 4-star prospect who had an outstanding senior season for Cleveland Heights and coach Mac Stephens ... caught 53 passes for 820 yards and eight touchdowns for the 6-4 Tigers and was named first-team Associated Press Division I all-state ... one of the Top 150 players in the nation, Harris had overall rankings as high as No. 137 by Scout, which also rated him as its No. 20 receiver prospect ... received a No. 118 overall ranking and Dream Team honors by PrepStar ... named to the American Family Insurance all-USA Ohio first team ... considered among the Top 5 players overall in the state

of Ohio (No. 5 by 247Sports), Harris was the top receiver in Ohio and No. 3 in the Midwest according to Scout ... named the Ohio high school athlete of the year at the Greater Cleveland Sports Awards ... as a junior he caught 42 passes for 796 yards and five touchdowns in only seven games, giving him two-year totals of 95 receptions, 1,666 yards and 13 touchdowns ... named all-Lake Erie League, all-District and all-Cuyahoga County as a junior and helped his team to the state playoffs ... also a standout on the basketball court throughout his career ... named 2015-16 Associated Press all-Northeast District as a junior after averaging 14.8 points per game ... Harris is the son of Angela and Ronnie Harris.

39 MALIK HARRISON

Linebacker

6-3, 235, So.

Columbus, Ohio

Walnut Ridge



Ohio State Overview: Malik Harrison lettered last year as a true freshman after playing in 12 of the Buckeyes' 13 games ... he was having a fine spring drills earlier this year until he suffered a shoulder injury that required surgery and sidelined him for the duration ... he is expected back and healthy for the start of fall camp ... he is an OSU Scholar-Athlete exploring majors.

HONORS AND AWARDS

2016: OSU Scholar-Athlete

2016 Season (Freshman): Harrison earned his Varsity O letter after playing in 12 of 13 games for the Buckeyes as a true freshman ... he was in on 13 tackles, including his first quarterback sack (vs. Maryland) ... he had high games of four tackles against both Bowling Green and Maryland, and he had a personal-best three solo tackles vs. Rutgers.

More on Malik: Harrison, who announced his decision to attend Ohio State on national signing day, was a three-year starting quarterback for coach Byron Mattox at Walnut Ridge High School ... he played strong safety on defense and punted as well in high school, and he came to Ohio State with the reputation of playing anywhere on the field, at wide receiver, tight end, strong safety, linebacker and defensive end ... he was ranked by Rivals as the No. 44 athlete nationally and the No. 23 overall player in Ohio ... Scout listed Harrison as the No. 2 athlete in Ohio and No. 6 in the Midwest ... he had a fine senior year in which he passed for 1,161 yards and eight touchdowns and rushed for 897 yards and 15 scores ... he also had 40 tackles, including five quarterback sacks, and was named third-team Associated Press Division II all-state and all-Central District ... in 2014 he passed for 1,100 yards, rushed for 1,087 and had 15 rushing touchdowns and seven passing ... helped Walnut Ridge to its first basketball state tournament since 1971 in 2014-15 by averaging 14.0 points and 10.0 rebounds for a 21-4 team ... was honorable mention all-state in basketball and second-team all-Central District ... Harrison is the son of Donetta and Charles Harrison.

HARRISON'S DEFENSIVE STATS

Year	G-GS	UA	A	TOT	TFL	YD	SCK	PBU
2016	11-0	10	3	13	1.0	3	1.0	0
Totals	11-0	10	3	13	1.0	3	1.0	0

7 DWAYNE HASKINS

Quarterback
6-3, 214, RS Fr.
Potomac, Md.
Bullis School



Ohio State Overview: Dwayne Haskins is a second-year freshman who red-shirted the 2016 campaign ... he is an OSU Scholar-Athlete majoring in journalism.

More on Dwayne: Consensus 4-star prospect Dwayne Haskins (ESPN, Rivals, 247Sports, Scout) came to Ohio State highly regarded as a pure passer and a leader ... the first-team consensus all-Maryland quarterback, who completed 170 of 286 passes as a senior for 2,217 yards and 20 touchdowns, was rated among the Top 5 pro-style quarterbacks in his class, with ESPN ranking him No. 4 and Rivals No. 5 with 247Sports giving him its No. 7 rating ... he was also listed among the Top 100 players overall, with ESPN listing him at No. 63 on its ESPN 300, 247Sports ranking him No. 87 and Rivals No. 100 on its Rivals 100 ... the No. 122 player overall by Prepstar and a member of its Dream Team ... earned Washington Post all-metro honors and Interstate Athletic Conference (IAC) player of the year honors as a senior ... Haskins helped Bullis, coached by Pat Cilento, to consecutive IAC titles as a sophomore and junior ... he threw for 1,963 yards and 24 touchdowns and was named the Maryland Gatorade player of the year ... career-wise, he threw for 5,308 yards and 54 touchdowns ... named to the Under Armour All-American game ... Haskins is originally from New Jersey, but moved to Maryland in the ninth grade ... he is the son of Tamara and Dwayne Haskins Sr.

81 JAKE HAUSMANN

Tight End
6-5, 252, RS Fr.
Cincinnati
Archbishop Moeller



Overview: Jake Hausmann is a second-year freshman who red-shirted the 2016 campaign ... he is an OSU Scholar-Athlete who is exploring majors.

More on Jake: Hausmann was considered one of the Top 5 tight ends in his recruiting class and was a consensus 4-star prospect by ESPN, Rivals, Scout and 247Sports ... both Rivals and 247Sports rated Hausmann No. 4 among tight ends with ESPN and Scout ranking him No. 5 ... he was a Top 100 prospect on the Rivals 100 (No. 71) with 247Sports ranking him No. 120 overall and Scout No. 147 ... the No. 47 player overall by Prepstar and a member of its Dream Team ... accumulated career totals of 95 receptions for 1,349 yards and 17 touchdowns, was second in the Greater Catholic League in receptions in both 2014 and 2015 and was first-team Division I all-state in 2015 as a senior with special mention all-state honors as a junior ... played on state champion team in 2013 as a sophomore ... caught 50 passes for 718 yards and 11 touchdowns as a senior, including huge games of 13 receptions vs. the Canada Prep Academy and 11 receptions vs. Don Bosco Prep ... coached by John Rodenberg ... attended The Opening in the summer of 2015 and was selected to play in the U.S. Army All-American bowl following his senior season ... both parents – Vicky and Pete Hausmann – each attended Ohio State ... has a sister, Madeleine, who is a current Ohio State student and a younger sister, Kirsten.

95 BLAKE HAUBEIL

Kicker
6-3, 200, Fr.
Buffalo, N.Y.
Canisius



Overview: Blake Haubeil was one of the top kickers in his 2017 class of prospects with national rankings of No. 2 by 247Sports, No. 3 by Scout and No. 4 by Rivals ... he was named to the USA Today all-USA first-team offense as a senior ... named a USA Today first-team all-New York state pick in both 2015 and 2016 ... a two-time first-team all-Western New York performer, Haubeil was 17-of-22 for his career in field goals with a long of 61 yards and he was 89-of-91 on extra points for a total of 119 points ... his 61-yard field goal came during his junior season in a three-point win over Buffalo South Park and is the second-longest in New York state history ... set a Monsignor Martin Athletic Association record by hitting 56-of-56 extra points as a senior, including six in the Crusaders' state Catholic High School Association championship game win over Cardinal Hayes ... hit six-of-nine field goals with a long of 56 yards in 2016 and 53 of his 76 kickoffs went for touchbacks ... all-East Region by PrepStar ... honorable mention all-state Class B at Amherst High School before transferring to Canisius for his final two seasons ... is the son of Brooke and Rik Haubeil.

24 KIERRE HAWKINS

Tight End
6-4, 248, Fr.
Maple Heights, Ohio
Maple Heights



Overview: Kierre Hawkins is a second-year freshman who red-shirted the 2016 campaign ... he is exploring majors.

More on Kierre: Hawkins was the first of Ohio State's three tight ends in his recruiting class to commit, doing so in October of 2014 ... he was a consensus 4-star prospect (Rivals, 247Sports, Scout and ESPN) who had experience at running back, wildcat quarterback, receiver, and on defense for coach Devlin Culliver's Maple Heights teams ... he was rated as high as the No. 11 tight end prospect by both 247Sports and Rivals and ESPN ranked him as a Top 30 athlete ... he was the No. 3 tight end in the Midwest according to Scout and the No. 12 player in the Ohio senior class, according to 247Sports ... was also named all-Midwest Region by Prepstar ... Hawkins received third-team Associated Press Division I all-state honors as a senior when he helped his team to a 7-3 overall mark ... this coming after he helped his school to the state playoffs as a junior in 2014 when he scored 14 touchdowns and rushed for 803 yards ... Hawkins is the son of Connie & Sterlie Jones, and Wilbur & Kelly Hawkins.

14 K.J. HILL

Wide Receiver

6-0, 198, So.

Little Rock, Ark.

North Little Rock



Overview: K.J. Hill is a third-year receiver in the Ohio State program who is a sophomore in eligibility ... he red-shirted the 2015 season and then had a productive 2016 campaign, just missing a 20-catch season but leading the Ohio State receivers (10 or more catches) with a 14.6 yards-per-reception average ... he played in 11 of 13 games in 2016, missing two with an ankle injury ... he is majoring in communications.

Notable: Hill caught the first touchdown pass of the 2016 season, and on his first catch as a collegian, with a 47-yard reception from J.T. Barrett in the opener against Bowling Green ... he leads all returning Buckeye receivers in catches over 20 yards with four.

2016 (Freshman): Hill had a fine first season on the playing field, catching 18 passes for 262 yards and one touchdown ... finished season with receptions in final six games, including five for 66 yards against Nebraska and five for 62 yards the following week against Maryland ... had over 300 plays on the season and earned his first Varsity O letter.

More on K.J.: Coming out of high school Hill was a consensus 4-star receiver who was named a U.S. Army All-American after an outstanding senior season for coach Brad Bolding ... he helped the Charging Wildcats to an 11-2 season and to the second round of the Arkansas state 7A playoffs, catching 58 passes for 1,023 yards and 11 touchdowns plus rushing for 386 yards and seven more scores ... he had 63 catches for 1,143 yards and 16 touchdowns as a junior as North Little Rock advanced to the state playoffs ... the No. 1 player in the state, Hill was also considered a Top 20 receiver with a No. 16 rating by ESPN and 247Sports and a No. 18 rating by Rivals ... was rated among the Top 150 players in the nation by all the rating services, including No. 153 on the ESPN 300 ... advanced to the 7-on-7 finals at The Opening ... a highly regarded basketball player.

K.J. HILL'S RECEIVING STATS

Year	G-GS	REC	YDS	AVG	TD	LG
2016	11-0	18	262	14.6	1	47
Totals	11-0	18	262	14.6	1	47



K.J. HILL

K.J. HILL'S GAME-BY-GAME RECEIVING

2016	Game	Rec.	Yards	TD
	BGSU	2	58	1
	Tulsa	0		
	at Oklahoma	0		
	Rutgers	DNP		
	Indiana	DNP		
	at Wisconsin	1	10	0
	at Penn State	0		
	Northwestern	1	34	0
	Nebraska	5	66	0
	at Maryland	5	62	0
	at Michigan State	1	5	0
	Michigan	2	19	0
	Clemson	1	8	0



MICHAEL HILL

77 MICHAEL HILL

Defensive Tackle

6-3, 305, Sr.

Pendleton, S.C.

Pendleton H.S.



Ohio State Overview: Michael Hill is one of six fifth-year seniors (or graduate students) on the roster ... he is one of the veterans along the defensive front, with 34 appearances and 14 starts ... he enters the 2017 season with 36 career tackles and 4.5 tackles-for-loss ... he is majoring in sport and industry.

Notable: Hill is the most experienced interior lineman on the squad in terms of games played and starts ... he has played in all 26 games the past two seasons.

HONORS & AWARDS

2016: Honorable mention All-Big Ten (coaches & media)

2016 Season (Junior): Hill started all 13 games at one defensive tackle position and contributed 21 tackles, including 3.0 tackles-for-loss ... he recorded highs of three tackles three times; vs. Tulsa, Rutgers and Maryland.

2015 Season (Sophomore): Hill played in all 13 games for the 12-1 Buckeyes and made his first collegiate start in the Fiesta Bowl win over Notre Dame ... he was third among defensive tackles in playing time with 297 minutes, trailing only those minutes of starters Tommy Schutt and Adolphus Washington ... was in on a career-high 40 plays against Notre Dame and had two tackles.

2014 Season (Freshman): After red-shirting the 2013 season (but playing in three games before being injured), Hill played in five games for the College Football Playoff national champions ... most extensive action came during a 15-play stint vs. Illinois ... recorded his first collegiate sack against Rutgers.

More on Michael: A U.S. Army All-America Bowl invitee ... a consensus four-star prospect by (ESPN, 247Sports, Scout, Rivals) and one of the Top 20 defensive tackles in the nation by Scout (No. 16) ... listed on the ESPN 300 (216) ... named to the South Carolina Shrine Bowl and the No. 6 player in the state by 247Sports, Hill had an unfortunate end to his senior season, injuring a hand in the eighth game that caused him to miss the remainder of the season and all post-season all-star games ... Pendleton finished 8-4 on the year ... Hill was dominant as a junior while playing in the middle of Pendleton's line for coach Paul Sutherland ... he recorded 25 tackles-for-losses and 81 total tackles despite persistent double-teams against him ... he also had six sacks as a junior and had four as a senior before his injury ... he is the son of Dianne Blount and Michael Hill, Sr.

MICHAEL HILL'S CAREER DEFENSIVE STATS

Year	G-GS	UA	A	TOT	TFL	YD	SCK
2013*	3-0	1	0	1	0	0	0
2014	5-0	1	1	2	1	10	1
2015	13-1	4	8	12	.5	1	0
2016	13-13	9	12	21	3.0	6	0
Totals	34-14	15	21	36	4.5	17	1

*Red-shirt season



47 JUSTIN HILLIARD

Linebacker

6-1, 230, So.

Cincinnati, Ohio

St. Xavier

Overview: Justin Hilliard was one of a number of young linebackers who stood out during the team's 2017 spring drills ... this after he missed much of two seasons with separate biceps injuries with the second coming during the 2016 season after Hilliard had played in each of the team's first three games ... he made four tackles in the first game he played in as a Buckeye, vs. Bowling Green ... he is majoring in family resource management.

More on Justin: Hilliard was a 5-star recruit by both 247Sports and ESPN and one of the top linebacker prospects in his recruiting class ... rated as the No. 1 outside linebacker by ESPN and No. 2 by 247Sports, and the No. 1 inside linebacker by Rivals ... also held lofty overall rankings of No. 17 on the ESPN 300, No. 30 by 247Sports and No. 45 on the Rivals 250 ...

PrepSports ranked him No. 32 nationally and a member of its 150 Dream Team ... Hilliard was a finalist as a senior for the Dick Butkus Award and he was an Associated Press all-state selection and its Division I defensive player of the year ... helped lead coach Steve Specht's St. Xavier team to a 10-3 record in 2014 and a state semifinals appearance after recording 71 tackles and five quarterback sacks ... had 76 tackles, four sacks and seven passes defended in 2013 ... named a U.S. Army All-American but did not play as he was recovering from a knee injury ... is the son of Diane and Carl Hilliard ... older brother, C.J., is a running back for Ohio University.

HILLIARD'S DEFENSIVE STATS

Year	G-GS	UA	A	TOT	TFL	YD	SCK
2016	3-0	2	2	4	0	0	0
Totals	3-0	2	2	4	0	0	0

11 JALYN HOLMES

Defensive End

6-5, 270, Sr.

Norfolk, Va.

Lake Taylor



Ohio State Overview: Jalyn Holmes is like a starting defensive end just without the starts ... this true senior has played in 37 games the past three years and is coming off a season in which he played 400 snaps on defense plus an additional 35 plays on special teams ... he ranks third among current Buckeyes with 11.0 career tackles for loss ... he also has 55 career tackles, three sacks, two forced fumbles, two fumble recoveries and a pass break-up ... he is majoring in family resource management.

Notable: Holmes is a favorite of the media on the Ohio State football beat. He isn't afraid to switch from interviewee to interviewer, as he did numerous times last season. He's an engaging young man who has a personality every bit as large – albeit humble – as his frame.

HONORS & AWARDS

2016: Honorable mention All-Big Ten (coaches & media)

2016 Season (Junior): Holmes played in all 13 games for the second consecutive season and was credited with 33 tackles, including 8.5 tackles-for-loss (32 yards) and two quarterback sacks ... he also had three quarterback pressures, recovered two fumbles (to rank in a T3rd



HOLMES

in the Big Ten) and forced a fumble ... both of his sacks came in the overtime win at Wisconsin ... pressured Oklahoma quarterback and throw was picked off by Jerome Baker and returned 68 yards for an Ohio State touchdown and 14-0 lead.

2015 Season (Sophomore): Holmes played in all 13 games and was credited with 11 tackles, including a career-best six in the season-opening win over Virginia Tech ... had 22 defensive snaps in the Fiesta Bowl win over Notre Dame ... also contributed on special teams for the first half of the season.

2014 Season (Freshman): Holmes played in 11 games for the Buckeyes with the vast majority of his playing time along the defensive line, although he did play on some special team's units in six games ... played in both the Big Ten championship game win over Wisconsin and the national championship game win over Oregon ... recorded 11 tackles on the year, including five vs. Kent State.

More on Jalyn: Holmes was a consensus four-star prospect and considered one of the premier defensive linemen in the nation ... registering 59 tackles-for-loss including 21 sacks his last two seasons for Lake Taylor High School, Holmes was ranked as high as the No. 4 weak-side defensive end by both Rivals and 247Sports and the No. 13 defensive end, overall, by Scout ... among the Top 100 players nationally according to 247Sports (No. 51) and Rivals (No. 55) ... ranked on the ESPN 300 (166) ... he helped Lake Taylor, under coach Hank Sawyer, to a 10-3 record in 2013 and reach the semifinals of the Virginia 4A state playoffs ... named all-state as a senior by VirginiaPrep.com with 48 tackles, 19 TFLs and 10 sacks ... helped Lake Taylor win its first Virginia 4A state championship in 2012 – capping a 15-0 season – with 79 tackles, including 40 tackles for loss and 11 sacks ... named Division III first-team all-state as a tight end (24-351-7) in 2012 ... attended Nike's The Opening in Beaverton, Ore., after his junior season ... played in the U.S. Army All-America Bowl after his senior season ... is the son of Tasha Holmes.



HUBBARD

Notable: Hubbard is the 30th first-team Academic All-American for the football program and the third in two years ... center Jacoby Boren and kicker Jack Willoughby were first-team Academic All-Americans in 2015.

HONORS & AWARDS

2016: First-team Academic All-American, Honorable mention All-Big Ten (coaches & media), Academic All-Big Ten, OSU Scholar-Athlete

2015: Freshman All-American (USA Today), Academic All-Big Ten, OSU Scholar-Athlete

2014: OSU Scholar-Athlete

2016 Season (Sophomore): Hubbard started every game and was second on the team among defensive linemen with 46 tackles ... contributed 8.0 tackles-for-loss, including 3.5 sacks, and two pass break-ups ... set career high with six tackles against Penn State and Michigan ... had five stops in wins over Wisconsin and Nebraska.

2015 Season (Freshman): Hubbard was named a freshman All-American by USA Today ... he earned the start in the season opener against Virginia Tech and was a key back-up in the final 12 games for the 12-1 Buckeyes ... recorded 28 tackles, including eight tackles-for-losses totaling 44 yards plus 6.5 quarterback sacks ... he also recorded an interception (vs. Maryland), a pass break-up, three quarterback pressures, a forced fumble and had two fumble recoveries.

More on Sam: Hubbard was a first-team Associated Press Division I all-state safety in 2013 and was rated by Scout as the No. 1 player in the state of Ohio and a five-star recruit ... Scout ranked him the No. 2 OLB prospect in the nation while Rivals and ESPN rated him No. 37 and No. 43, respectively ... also highly rated overall nationally by Scout (No. 29) and Rivals (No. 124) and as the No. 9 athlete by 247Sports ... Hubbard led Archbishop Moeller to consecutive Division I state championships as a junior and senior ... he recorded 109 tackles and five interceptions as a senior, including a 10-tackle performance against Mentor in the 2013 state title game to cap a 14-1 season ... also had a fumble recovery, interception and blocked extra point vs. Mentor ... all five of his 2013 interceptions came in the state playoffs, including two vs. St. Xavier ... Hubbard had 75 tackles and two interceptions for Moeller's 2012 state champion team that finished 12-3 ... is an outstanding lacrosse player, as well, who considered playing college lacrosse before choosing to be a Buckeye ... first noticed by Urban Meyer at Moeller High School when he was playing dodgeball ... is the son of Amy and Jim Hubbard.

HOLMES' CAREER DEFENSIVE STATS

Year	G-GS	UA	A	TOT	TFL	YD	SCK	QBH	PBU	FR
2014	11-0	6	5	11	1	1	0	0	0	0
2015	13-0	5	6	11	1.5	3	1	1	0	0
2016	13-0	12	21	33	8.5	32	2	3	1	2
Totals	37-0	23	32	55	11	35	3	4	1	2

6 SAM HUBBARD

Defensive end

6-5, 265, Jr.

Cincinnati

Archbishop Moeller




Ohio State Overview: Sam Hubbard is a fourth-year junior who is emerging into a force on the Ohio State defensive line ... already a veteran of 26 games played and 14 starts at defensive end ... he ranks second on the team in both career tackles-for-loss (16.0 for 86 yards) and quarterback sacks (10.0) ... also has a full line of statistics, including 74 career tackles, an interception, three pass break-ups, two fumble recoveries and a forced fumble ... pursuing his degree in finance ... spent a week at Goldman Sachs in New York City in 2016 and spent time with JPMorgan Chase this past spring.

HUBBARD'S CAREER DEFENSIVE STATS

Year	G-GS	UA	A	TOT	TFL	YD	SCK	QBH
2015	13-1	16	12	28	8.0	44	6.5	3
2016	13-13	21	25	46	8.0	42	3.5	4
Totals	26-14	37	37	74	16.0	86	10.0	7

13 Ke'VON HUGUELY

Running Back
5-7, 180, Jr.
Dayton, Ohio
Meadowdale



Ohio State Overview: Ke'Von Huguely is a true junior who initially walked on to the football team in the fall of 2015 ... he saw action on special teams in two games in 2016 as a sophomore: vs. Bowling Green and vs. Rutgers ... he is a two-time OSU Scholar-Athlete who is majoring in criminology.

HONORS AND AWARDS

- 2016:** OSU Scholar-Athlete
- 2015:** OSU Scholar-Athlete

More on Ke'Von: Huguely played football for coach John Wortham at Meadowdale High School ... he was a two-time Dayton City League wide receiver and an honorable mention Associated Press Southwest all-district selection ... also played basketball and ran track ... team captain in both football and basketball ... graduated with honors and earned a Honda/OSU Math Medal Award as the top senior math student in his high school ... is the son of Kelley Huguely ... has twin brothers, Keonte and Ke'Shawn, and three sisters: Serrell, Serray'ah and Sanaiah Williamson.

41 HAYDEN JESTER

Linebacker
6-1, 230, So.
Cincinnati
La Salle



Ohio State Overview: Hayden Jester was a preferred walk-on to the Ohio State football team in the fall of 2016 ... he is currently a true sophomore who is an OSU Scholar-Athlete exploring majors in the management and industry area.

More on Hayden: Jester, along with Ohio State punter Dru Chrisman, played on two state championship football teams for La Salle – both titles won in Ohio Stadium – playing for coach Jim Hilvert in 2015 and Nate Moore in 2014 ... 13-2 La Salle defeated Massillon Perry in the Division II state final in 2015 after defeating Nordon in the 2014 title game ... as a senior, Jester was selected to the all-Greater Catholic League team and was an Associated Press all-district selection that year ... he had 106 tackles, including five quarterback sacks.

86 DRE'MONT JONES

Defensive Line
6-3, 285, So.
Cleveland, Ohio
St. Ignatius



Ohio State Overview: Dre'mont Jones is coming off a breakthrough season in 2016 when he moved into a starting defensive tackle position as a red-shirt freshman after an injury to Tracy Sprinkle and was a 12-game starter by season's end ... Jones finished as the team's leading tackler among defensive line players with 52 total tackles.

Notable: Jones joins a couple of Ohio State greats along the defensive line – Dan Wilkinson (10 starts in 1992) and Luke Fickell (12 starts in 1993) – with double digit starts along the line as a freshman.

HONORS AND AWARDS

- 2016:** Freshman All-American (Football Writers Association of America), OSU Scholar-Athlete

2016 Season (Freshman): Jones played in all 13 games for the Buckeyes and started the final 12 games of the season after an injury to Game 1 starter Tracy Sprinkle ... his 52 tackles included a personal best eight stops in the overtime win at Wisconsin and seven in the overtime win over Michigan ... earned his first Varsity O letter.

More on Dre'mont: Jones came to Ohio State after just two seasons of high school football behind him ... he was named first-team Division I Associated Press all-state as a senior for coach Chuck Kyle's 6-4 team that advanced to the Ohio state playoffs ... he also picked up all-Northeast Lakes District honors as a senior after recording 47 tackles, 21 tackles-for-losses and four sacks with four forced fumbles ... Jones, who also played basketball at St. Ignatius, was considered a 4-star prospect by ESPN, Scout and 247Sports and he has overall rankings of No. 161 on the ESPN 300 and No. 169 by 247Sports ... considered the No. 1 defensive line prospect in Ohio by Scout, Jones also had high positional rankings of No. 11 at strong side defensive end by 247Sports and Top 25 end status by both Scout and Rivals ... a U.S. Army All-American ... all-Midwest by PrepStar ... parents are Schontina Jones and Sanderline Williams.

JONES'S DEFENSIVE STATS

Year	G-GS	UA	A	TOT	TFL	YD	SCK	QBH
2016	13-12	22	30	52	4.0	13	0	1
Totals	13-12	22	30	52	4.0	13	0	1



DRE'MONT JONES

74 JAMARCO JONES

Offensive Lineman

6-5, 310, Sr.

Chicago

De La Salle H.S.



Ohio State Overview: Jamarco Jones is a leader along the offensive line, a true senior who is positioned to start for the second consecutive year ... he is a 36-game veteran, a 13-game starter with over 1,000 offensive plays from scrimmage and an anchor at the left tackle spot for the Buckeyes ... he is a three-time Varsity O letterwinner and is majoring in family resource management.

Notable: Jones is the next in line at a marquee position for the Buckeyes as the last three fulltime offensive tackles – Mike Adams, Jack Mewhort and Taylor Decker – were drafted into the NFL and a fourth – Alex Boone – is entering his eighth year in the league ... Jones spent two seasons as Decker’s back-up before Decker was taken in the first round of the 2016 NFL Draft, No. 16 overall, by the Detroit Lions.

HONORS & AWARDS

2016: Second-team All-Big Ten Conference (coaches and media)

2016 Season (Junior): Jones was one of three new starters for the Buckeyes along the offensive line and he ended up having an outstanding season ... he not only earned all-conference honors, but helped Ohio State lead the Big Ten in rushing and rank 11th nationally at 245.2 yards per game ... the line was one of three units nationally selected as a finalist for the Joe Moore Offensive Line of the Year Award.

2015 Season (Sophomore): The sixth man along the offensive line all season, Jones played in all 13 games for the 12-1 Buckeyes, including seven games in which he lined up on offense (vs. just special teams situations).

2014 Season (Freshman): Jones earned his first Varsity O letter in 2014 as he played in 10 games as a true freshman for the College Football Playoff national champions ... played in a career-high 41 snaps vs. Kent State and had a Big Ten-game high of 19 snaps on offense vs. Rutgers.

More on Jamarco: Jones was a consensus four-star prospect and a Top 100 player nationally ... he was rated as high as the 63rd-best player in the nation overall by Scout and he also had high overall rankings of No. 74 (ESPN), No. 76 (247Sports) and No. 94 (Rivals) ... among the 10 best offensive tackle prospects nationally, with No. 6 rankings by both Scout and ESPN and No. 7 rankings by Rivals and 247Sports ... despite missing



JAMARCO JONES

first half of his senior season with a shoulder injury, Jones earned Illinois Coaches Association first-team Class 6A all-state honors and Champaign News-Gazette all-state accolades ... helped De La Salle, under the direction of coach Dan O’Keefe, to the second round of the Illinois Class 6A state playoffs ... a 2014 Under Armour All-American Game participant and two-time all-Chicago Catholic League honoree ... is the son of Urica Jones.


16 KEANDRE JONES

Linebacker

6-2, 225, So.

Olney, Md.

Good Counsel



Ohio State Overview: Keandre Jones is a true sophomore who played in five games during the 2016 season as a true freshman ... his most extensive action came against his home state school, Maryland, when he was in for 25 total plays ... four total tackles on the year included two vs. Bowling Green and two vs. Maryland ... is majoring in communications.

More on Keandre: Two-time all-Maryland and Washington Post all-metro team member Keandre Jones was a 5-star prospect according to Rivals with ESPN, Scout and 247Sports all rating him a 4-star prospect ... he was a Top 10 outside linebacker recruit nationally with ESPN ranking him No. 3, Rivals No. 6 and 247Sports No. 8 ... he was also considered among the Top 30 players in the nation overall by both ESPN (No. 28 overall on the ESPN 300) and Rivals (No. 30 on the Rivals 100) ... a member of the Prepstar Dream Team ... Jones helped coach Bob Milloy and his Good Counsel team to a 7-4 season in 2015 by recording 119 tackles, four quarterback sacks and two interceptions – both returned for touchdowns – and repeated as a consensus all-state pick ... totaled 77 tackles as a junior with nine sacks for a 10-2 team that was runner-up in the Washington Catholic Athletic Conference ... named to the USA Today all-Maryland football team and an Under Armour All-American after senior season ... is the son of Lauren Middleton.

73 MICHAEL JORDAN

Offensive Lineman

6-7, 310, So.

Canton, Mich.

Plymouth



Ohio State Overview: Michael Jordan is a true sophomore who started all 13 games for the Buckeyes at right guard as a true freshman in 2016 ... he was an early enrollee into classes at Ohio State in January 2016 and worked his way into the starting lineup – and stayed – midway through 2016 spring drills ... he is exploring majors.

Notable: Jordan was the first true freshman to start along the Ohio State offensive line in 23 years, or since Orlando Pace did so in 1994.

HONORS & AWARDS:

2016: Freshman All-American (Football Writers Association of America)

2016 Season (Freshman): Jordan started every game for the Buckeyes and was one of three new starters along the offensive line ... he helped the unit rank 11th nationally, and first in the Big Ten, in rushing with 245.2 yards per game ... the line was one of three units nationally selected as a finalist for the Joe Moore Offensive Line of the Year Award.

Overview: Michael Jordan was an Associated Press Division 1-2 Michigan all-state pick, a first-team Detroit Free Press all-state selection and a member of the Free Press “dream team” offense after a senior campaign in which he averaged six pancake blocks per game – according to published reports – and did not allow a sack ... playing for coach Mike Sawchuck, Jordan was a consensus 4-star prospect (Rivals, 247Sports, Scout and ESPN) with Top 10 offensive tackle rankings nationally by Rivals (No. 7) and Scout (No. 10) ... he was named to the All-USA Today second-team offense ... he also wrestled and competed in track and field ... is the son of Jacquie and K. Michael Jordan.



78 DEMETRIUS KNOX

Offensive Lineman

6-4, 308, Jr.

Fort Worth, Texas

All Saints Episcopal H.S.

Ohio State Overview: Demetrius Knox is in his fourth season with the Buckeyes and maintains junior eligibility status for the 2017 campaign ... he is a veteran of 17 games played and is coming off a spring drills where he 1) rebounded nicely from a broken foot that kept him out of nine games last year, and 2) was in the hunt and competing for the open starting position at guard ... he is majoring in sport and industry.

2016 Season (Sophomore): A foot injury in late September slowed Knox for nine games after he had previously played in the first three games of the season ... he did come back for the College Football Playoff game against Clemson and played 23 snaps when one starter was briefly injured ... played in four games, total, for the season.

2015 Season (Freshman): Knox, a red-shirt in 2014, earned his first Varsity O letter in 2015 as he played in all 13 games for the 12-1 Buckeyes ... most of his playing time was on special teams, but he did line up for offensive snaps in five games with a high of 15 plays against Rutgers.

More on Demetrius: Consensus four-star prospect Demetrius Knox played tackle for an undefeated All Saints Episcopal team but had high national rankings as an offensive guard ... Rivals rated Knox as its No. 2 guard prospect and Scout (No. 7), 247Sports (No. 10) and ESPN (No. 11) also had him highly ranked ... considered among the top players in the nation regardless of position, Knox was rated as high as No. 45 overall by Rivals with Scout ranking him No. 107 ... helped All Saints Episcopal and coach Aaron Beck to consecutive, 11-0 seasons and Southwest Preparatory School championships ... was selected to play in the U.S. Army All-American Bowl and was named one of seven recipients of a Rotary Lombardi Award “Chip Off the Old Block” award in 2013 for outstanding play and community service achievements ... listed among the Top 20 seniors in the state of Texas ... comes home to Ohio, as he was born in the state and lived in the Dayton/Springfield area ... is the son of Aledia Cavitt and Reggie Knox.



90 BRYAN KRISTAN

Kicker

6-3, 195, Jr.

Canfield, Ohio

Canfield

Overview: Bryan Kristan joined the Ohio State football program in the fall of 2016 ... was a first team all-conference and second team all-district selection for head coach Mike Pavlansky at Canfield High School ... was selected to play in the Ohio/Michigan Boarder Classic All-Star Game ... Canfield’s all-time leader in field goals made ... connected on 36-of-37 PATs and five-of-seven FGs as a senior ... made three-of-five FGs as a junior ... four-year letterwinner in track and field and cross country ... holds two Canfield school records in track ... is the son of Stephen and Cathy Kristan ... majoring in finance and was a 2017 OSU Scholar-Athlete.



67 ROBERT LANDERS

Defensive Lineman

6-1, 283, So.

Dayton, Ohio

Huber Heights Wayne

Overview: Robert “BB” Landers is coming off a fine freshman campaign and is seeking even greater achievements during the 2017 campaign ... a third-year sophomore, Landers earned his first Varsity O letter last year after playing in all 13 games ... he was in of 299 defensive plays and was credited with 16 total tackles ... most impressively, he was credited with 7.5 tackles-for-loss to rank fifth on the team in that stat ... set a personal best with four solo tackles vs. Tulsa ... had 2.0 TFLs in games against Tulsa, Rutgers and Indiana ... he was tied for the team lead, with Tyquan Lewis, in number of multi-TFL games with three ... he is majoring in criminology.

Notable: Landers led all Ohio State defensive linemen in tackles-for-loss per play, at one every 40 plays ... next best was one every 47 plays and then one every 51 plays.

More on BB: Landers was called a “disruptive force” throughout his senior season at Huber Heights and especially during his team’s run to the Division I state championship game ... he totaled 153 tackles during his career for coach Jay Minton, including 16.5 tackles-for-loss ... he was a second-team Associated Press all-state selection as a senior and an all-Southwest Ohio Team 25 honoree after helping Huber Heights to a 13-2 record ... he was also named all-Southwest District and he was chosen as the all-area defensive player of the year ... earned a 4-star rating from Scout and listed by that organization as the No. 4 defensive lineman in Ohio and the No. 6 lineman in the Midwest ... also had a high national ranking of No. 29 at defensive tackle ... 247Sports listed him as a Top 50 defensive tackle ... Landers won the 2014 state track and field competition in the shot put as a junior and finished fifth as a senior ... younger brother, Trey, was all-state in basketball and plays at Dayton ... the brothers, and younger brother Tallice, are the sons of Tracy Matthews.

28 JORDAN LEASURE

Running Back
 6-0, 215, So.
 Amanda, Ohio
 Clearcreek



Ohio State Overview: Jordan Leasure was an invited walk-on to the Ohio State football team in the fall of 2017 and is now in his second season with the program ... he is majoring in sport and industry.

More on Jordan: Leasure was a three-sport athlete at Amanda-Clearcreek where he played football, wrestled and ran track ... he was Ohio's No. 1-ranked 195-pound wrestler during his senior year and finished third at the state tournament ... as a football player, he was the 2015 Eagle-Gazette Athlete of the Year and ran for over 3,000 yards over his junior and senior seasons ... also played safety and linebacker ... was a two-time second-team all-state and first-team all-district and all-league selection in football ... holds Amanda-Clearcreek's single-game rushing record and broke the school's all-time wins record for wrestling ... an avid outdoorsman, he makes a tasty deer back strap wrapped in bacon ... the son of Tanya Leasure ... has two older brothers, Justin and Josh.

59 TYQUAN LEWIS

Defensive Lineman
 6-4, 265, Graduated
 Tarboro, N.C.
 Tarboro H.S.



Ohio State Overview: Tyquan Lewis is the reigning Big Ten Conference defensive lineman of the year and the leader of what is expected to be one of the top defensive lines in the nation ... he's a fifth-year senior who has played in 41 games, started 26 times, has earned his degree in sociology and was part of the 2014 national championship team, but he wants more ... "I can honestly say that I love my teammates, coaches and support staff...and am so proud of being a part of four Ohio State teams...but I am still hungry for more," Lewis wrote in early January ... Ohio State's leader in quarterback sacks in each of the past two years, Lewis enters his senior campaign with 92 career tackles and 27 tackles-for-loss, a total that includes 16.5 quarterback sacks ... he also has three pass break-ups and has forced three fumbles.

Notable: Lewis ranks 14th at Ohio State in career sacks and he is in position for a Top 5 all-time ranking with seven more sacks ... 11 sacks this year would position Lewis No. 2 all-time at Ohio State, trailing only Mike Vrabel, who had 36 between 1993-96.

HONORS & AWARDS:

2016: Big Ten Smith-Brown Defensive Lineman of the Year; First-team All-Big Ten (coaches and media), Team captain

2015: Honorable mention all-Big Ten (coaches and media)

2016 Season (Junior): Lewis started all 13 games and was a leader for the nation's sixth-ranked total defensive unit, one that was No. 3 in both



LEWIS

scoring and passing efficiency defense, by contributing 29 tackles and team-high totals in tackles-for-loss (10.5 for 61 yards) and quarterback sacks (8.0 for 55 yards) ... he was credited with the walk-off sack that all of his line-mates were also a part of in the overtime win at No. 8 Wisconsin ... recorded 1.5 sacks and a forced fumble in the one-point win at Michigan State ... season totals also included five quarterback pressures and three forced fumbles that were tied for 2nd-most in the Big Ten.

2015 Season (Sophomore): Lewis started all 13 games for the 12-1 Buckeyes and ranked sixth on the team from his defensive end position in total tackles with 54 ... included was 14.0 tackles-for-loss (second-most on the team behind Joey Bosa) and a team-high 8.0 quarterback sacks with both figures among the Top 10 in the Big Ten Conference ... recorded a personal-best 3.5 tackles-for-loss vs. Indiana plus had 2.5 vs. Maryland and 2.0 vs. Virginia Tech ... registered career-best 2.0 sacks vs. Maryland ... 16 TFL yards vs. Maryland also set a personal best ... set a career-best with eight total tackles against Michigan State.

2014 Season (Freshman): Lewis played in all 15 games for the College Football Playoff national champions ... his 224 plays included 201 snaps on the defensive line with the rest special team's appearances ... was called on for 25 snaps along the defensive line in the national title game vs. Oregon ... he had nine tackles on the season, including 2.5 tackles-for-loss (8 yards) and a quarterback hurry.

More on Tyquan: Lewis was a four-star defensive end prospect (Rivals, Scout, 247Sports) and a Top 25 defensive end who comes from a tremendous program at Tarboro ... the Vikings, coached by Jeff Craddock, won three consecutive North Carolina Class 2A state championships and had won 21 consecutive games before falling in the 2012 state championship to East Lincoln ... Lewis was injured in the title game but still played and earned defensive player of the game honors ... he finished his senior season with 13 sacks and was named to the Associated Press all-state team ... he had 12 sacks among his 63 tackles as a junior ... is the son of Tyronda Whitaker, and a proud big brother to three younger brothers: Kenai, Tylie and Christian.

LEWIS'S CAREER DEFENSIVE STATS

Year	G-GS	UA	A	TOT	TFL	YD	SCK	QBH
2014	15-0	3	6	9	2.5	8	0.5	1
2015	13-13	31	23	54	14	59	8.0	2
2016	13-13	17	12	29	10.5	61	8.0	5
Totals	41-26	51	41	92	27.0	128	16.5	3

11 AUSTIN MACK

Wide Receiver

6-2, 215, So.

Fort Wayne, Ind.

Bishop Luers H.S.



Ohio State Overview: Austin Mack is a sophomore who lettered last year as a true freshman after playing in all 13 games for the Buckeyes ... he was one of six to enroll in classes at Ohio State in January 2016 and he had a productive and impressive spring drills that year, including becoming the first true freshman to have his black stripe removed in spring, signaling he is doing what it takes to be a key member of the team ... he is exploring majors.

2016 Season (Freshman): Mack played in all 13 games to earn his first Varsity O letter ... most extensive playing time came against Nebraska and Maryland with 25 and 31 offensive plays, respectively ... had two catches on the season for a total of 15 yards.

More on Austin: Mack was a consensus 4-star (Rivals, 247Sports, Scout and ESPN) prospect coming out of high school ... he scored 49 career touchdowns, including six on kickoff returns, and had 2,672 career receiving yards off 167 receptions with 24 touchdowns ... he gained 718 yards rushing as a senior when injuries forced him into action as a back ... still caught 41 passes for 805 yards in 2015 and helped the Knights, coached by Kyle Lindsay, to the third round of the Indiana state playoffs ... had a breakout junior season when he caught 69 passes for 1,062 yards and 15 touchdowns ... was listed among the Top 12 receiver prospects nationally by 247Sports (No. 10) and Scout (No. 12) ... is the son of Shannon and Ernest Mack.

10 DERRICK MALONE

Tight End

6-5, 245, Jr.

Dayton, Ohio

Thurgood Marshall H.S.



Ohio State Overview: Derrick Malone is in his third season with the Ohio State program ... a true junior, he initially walked on to the team in the fall of 2015 ... he is majoring in biology.

More on Derrick: Malone was a defensive end and tight end at Thurgood Marshall under coach Bobby Brown, but he is strictly a tight end as a Buckeye ... Malone competed in cross country, track and field, basketball and football as a prepster ... he helped the basketball team reach the OHSAA Division II final four in 2014 ... he was named all-Southwest Ohio Public League in both track and football and was a captain for both teams as a senior ... graduated third in his class and served as class vice president ... he is the son of Kristel and Derrick Malone ... has two sisters, Derna and Zoey, and one brother, Derbar Jenkins.

18 TATE MARTELL

Quarterback

5-11, 205, Fr.

Las Vegas

Bishop Gorman



Ohio State Overview: Tate Martell was one of 10 recruits from the class of 2017 to enroll in classes at Ohio State in January and thus take part in spring drills ... he is majoring in communications.

More on Tate: U.S. Army All-American and 5-star quarterback (Scout) Tate Martell was named national player of the year by three organizations as a senior: Gatorade, MaxPreps, and USA Today named him its American Family Insurance all-USA offensive player of the year ... undefeated as a starting quarterback (43-0) for coach Kenny Sanchez at Bishop Gorman, Martell threw for 7,507 yards and 113 touchdowns (and only nine interceptions) in his career, and he rushed for 2,294 yards with 35 more scores for a team that was undefeated national champion each year he was the starting quarterback ... named first-team all-state all three years as a starter ... threw for 2,362 yards with 41 touchdowns and only one interception as a senior in 2016 ... also rushed for 1,257 yards and 21 TDs, and was named the Southwest League Offensive MVP ... was named the No. 2 dual threat quarterback prospect in his class by Rivals, 247Sports and Scout ... one of the Top 50 players nationally with Scout and Rivals positioning him 27th and 39th overall, respectively ... originally from Southern California, Martell is the son of Tafi and Al Martell.


30 DEMARIO McCALL

Running Back

5-9, 195, So.

North Ridgeville, Ohio

North Ridgeville H.S.



Ohio State Overview: Demario McCall lettered last year as a true freshman after having one of the more productive seasons for an Ohio State freshman running back ... he's coming off a fine spring campaign, as noted by coaches ... he is an OSU Scholar-Athlete who is exploring majors.

Notable: McCall had the most rushing yards – 270 – by a Buckeye true freshman in the last 10 years, or since Beanie Wells had 576 in 2006.

HONORS AND AWARDS

2016: OSU Scholar-Athlete



McCALL

2016 Season (Freshman): McCall served as the back-up to Mike Weber and played in five games ... he accumulated 270 rushing yards off 49 touches and scored three touchdowns ... rushed for 85 yards and one touchdown vs. Rutgers, 73 vs. Nebraska and 53 and a score vs. Maryland ... also had four receptions on the season for 84 yards, including a 36-yard TD reception vs. Bowling Green.

More on Demario: Two-time Associated Press all-state running back Demario McCall was a consensus 4-star prospect (ESPN, Rivals, Scout, 247Sports) who was highly regarded nationally as a running back and athlete ... ESPN rated McCall as the No. 2 running back in the class with 247Sports and Rivals ranking him as their respective No. 2 all-purpose backs ... overall, he was ranked No. 38 on the ESPN 300, No. 44 by 247Sports and No. 66 on the Rivals 100 ... the No. 34 player overall by Prepstar and a member of its Dream Team ... missed four games due to injury as a senior, but still managed to rush for 621 yards and score nine touchdowns, including scores on runs of 45, 54, 57, 66, 67 and 76 yards ... named first-team all-state as a junior in 2014 after a 2,302-yard rushing season with 35 touchdowns ... included was a 433-yard, six-touchdown game vs. Elyria Catholic ... in 2014 helped coach Luke Durbin and North Ridgeville to its first state playoff appearance since 2009 ... had 1,562 yards rushing with 25 touchdowns as a sophomore and was named third-team all-state ... finished with 4,519 career rushing yards and 69 touchdowns, including 94- and 90-yard TDs ... played in the U.S. Army All-American Bowl ... is the son of Rhonda Young and Jermaine Bennett.

McCALL'S RUSHING STATS						
Year	G-GS	ATT	YDS	AVG.	TD	LG
2016	5-0	49	270	5.5	3	39
Totals	5-0	49	270	5.5	3	39

McCALL'S RECEIVING STATS						
Year	G-GS	REC	YDS	AVG	TD	LG
2016	5-0	4	884	21.0	1	36
Totals	5-0	4	884	21.0	1	36

49 LIAM McCULLOUGH

Long Snapper

6-2, 228, So.

Columbus, Ohio

Worthington Kilbourne



Ohio State Overview: Liam McCullough is the only returning specialist from last season for the Buckeyes, as the teams kicker, punter and holder have all graduated ... McCullough handled all the long snaps in 12 of the Buckeyes 13 games last year, missing only the Oklahoma game because of illness ... he earned his first Varsity O letter in the process ... a Big Ten Distinguished Scholar, OSU Scholar-Athlete and an Academic all-Big Ten honoree, McCullough is majoring in business ... he completed an internship this past summer with Goldman Sachs in New York City.

HONORS AND AWARDS

2016: Big Ten Distinguished Scholar, Academic All-Big Ten Conference, OSU Scholar-Athlete

More on Liam: McCullough is only the second long snapper in Ohio State annals to earn a scholarship offer out of high school; the first being Bryce Haynes, who graduated in 2016 and is preparing for medical school ... McCullough had scholarship offers from two other Big Ten schools and one in the SEC ... he was rated as the No. 1 long snapper in the country by 247Sports and No. 2 by the Rubio long snapping service ... was called "dominant" by Rubio and "snaps with great power and accuracy" ... was Kilbourne's long snapper four seasons, and he has been a long snapper since the fifth grade ... helped coach Vince Trombetti's Wolves to an 8-4 record in 2014 and to the second round of the Ohio state playoffs ... was selected to play in the U.S. Army All-America game ... talents also include teaching himself how to play the piano and trombone ... he is the son of Michelle and Mike McCullough.

83 TERRY McLAURIN

Wide Receiver

6-1, 204, Jr.

Indianapolis

Cathedral H.S.



Ohio State Overview: Terry McLaurin, a fourth-year junior, is one of the most experienced receivers on the roster with 25 appearances the past two seasons including four starting assignments ... he and Parris Campbell are the only receivers who have started games for the Buckeyes ... McLaurin enters the 2017 season with 11 career receptions for 114 yards and two touchdowns ... he is majoring in communications and interned for a week this summer at Nike.

Notable: McLaurin is the definition of a team-first player: consider that he played the third-most plays on offense among receivers in 2016 but still contributed an additional 143 plays on special teams ... he has been in on 370 special teams plays in two seasons and he has contributed 12 special teams tackles.

2016 Season (Sophomore): McLaurin played in all 13 games, started four times (all on the road, at Wisconsin, Maryland, Michigan State and vs. Clemson in the CFP semifinals) and earned his second Varsity O letter ... he caught 11 passes for 114 yards and a 10.4 yards-per-reception average ... one of eight Buckeyes with at least 10 receptions ... caught the first touchdown passes of his career: the first against Rutgers and the second vs. Nebraska ... set personal bests with three catches for 28 yards in the win over Tulsa ... caught his passes in streaks with two four-game streaks with at least one reception.

2015 Season (Freshman): After he red-shirted the 2014 season as a true freshman, McLaurin played in 12 games for the 12-1 Buckeyes ... he was a key special teams player with 228 plays with high games of 31 plays vs. Indiana, 22 vs. Northern Illinois and 21 vs. both Virginia Tech and Maryland ... he was among the leading tacklers on special teams with seven and he also had a fumble recovery.

McCLAURIN'S RECEIVING STATS						
Year	G-GS	REC	YDS	AVG	TD	LG
2016	13-4	11	114	10.4	2	19
Totals	25-4	11	114	10.4	2	19



McCLAURIN

More on Terry: McLaurin was the 2013 Indiana Mr. Football, as voted on by a panel from the Indiana Football Coaches Association ... a four-star prospect by ESPN and Rivals, McLaurin was considered a Top 50 wide receiver with a high ranking of No. 28 by 247Sports and additional rankings of No. 43 (Scout), No. 46 (Rivals) and No. 61 (ESPN) ... his most impressive ranking might have been the No. 7 he received from another online organization, as in seventh-fastest prospect in his class (4.41 40) ... the speedy playmaker led Cathedral High School to the 2013 Indiana 5A state championship after winning three consecutive Class 4A titles between 2010-12 ... McLaurin had three touchdowns, an interception and four tackles in the title game to cap a senior season in which he had 58 receptions for 953 yards and eight touchdowns and another 744 yards rushing and six more scores ... had 312 rushing yards and four TDs in playoff win over Decatur Central ... recorded 820 receiving yards and 16 total touchdowns as a junior ... returned two kickoffs for TDs as a senior and two punts for TDs as a junior ... is the son of Grace and Terry McLaurin Sr.

McCLAURIN'S GAME-BY-GAME RECEIVING			
2016			
Game	Rec.	Yards	TD
BGSU	1	12	0
Tulsa	3	28	0
at Oklahoma	1	10	0
Rutgers	1	14	1
Indiana	0		
at Wisconsin	1	8	0
at Penn State	1	19	0
Northwestern	1	9	0
Nebraska	1	7	1
at Maryland	0		
at Michigan State	0		
Michigan	0		
Clemson	1	7	0

75 THAYER MUNFORD

Offensive Lineman

6-6, 325, Fr.

Cincinnati

Massillon Washington



Overview: Thayer Munford was rated as a 4-star prospect by ESPN, 247Sports and Scout with position rankings at offensive tackle as high as No. 22 by Scout and No. 30 by 247Sports ... he was also rated overall among the Top 300 players in the nation with Scout's No. 207 the highest ... Munford is from Cincinnati, but he transferred to Washington High School in Massillon, Ohio for his senior season ... ruled out of playing for much of the season, but was able to play final three games of the regular season and one playoff game ... played his first three years of high school football at Cincinnati power LaSalle High School ... Munford helped LaSalle win consecutive Division II state championships, in 2014 for coach Nate Moore and in 2015 for coach Jim Hilvert ... was named third-team Associated Press all-state and first-team all-Greater Catholic League as a junior ... named third-team Associated Press all-state and all-GCL as a sophomore ... also competed in track and field at LaSalle ... transferred to Massillon after the 2015 season when Nate and Becca Moore became his legal guardians ... is the son of MeLisa Thompson.

71 JOSH MYERS

Offensive Lineman

6-5, 305, Fr.

Miamisburg, Ohio

Miamisburg



Ohio State Overview: Josh Myers was one of 10 recruits from the class of 2017 to enroll in classes at Ohio State in January and thus take part in spring drills ... he is majoring in sport and industry.

More on Josh: Myers, a unanimous 4-star offensive lineman, committed to Ohio State as a sophomore after initially receiving a scholarship offer from Ohio State as a freshman ... the No. 1 player in the state was rated as the No. 3 guard in the nation (Scout), the No. 2 guard by Rivals and the No. 6 guard by ESPN ... overall, Myers was listed as the No. 54 player by 247Sports, No. 55 by Rivals and No. 57 by Scout ... the U.S. Army All-American was a first-team Associated Press Division II all-state pick as a junior and senior and helped coach Steven Channell's Miamisburg teams to a 34-12 four-year record and four state playoff appearances ... included a 9-2 season in 2015 and a 10-3 season in 2016 that included a deep playoff run to the regional championship game ... named first-team all-Greater Western Ohio Conference four times ... is the first offensive lineman to be named player of the year by Ohio high school sports publication JJ Huddle ... Myers' family is full of athletes: his mother, Julie, is in the University of Dayton athletics hall of fame as a basketball player; his father, Brad, was an offensive lineman at the University of Kentucky between 1984-87; and his brother, Zach, capped his career as a Kentucky Wildcat in 2016.

96 SEAN NUERNBERGER

Kicker
6-1, 225, Jr.
Buckner, Ky.
Oldham Co. H.S.



Ohio State Overview: Sean Nuernberger is in his fourth season with the Buckeyes and maintains junior eligibility for the 2017 season ... he set 10 kicking records in 2014 as a true freshman, shared kicking duties in 2015 and is coming off a red-shirt campaign in 2016 ... he enters the 2017 season 16-of-24 in field goals and is perfect on his 106 extra point attempts, a streak that is an Ohio State record and ranks seventh in Big Ten history with the record of 141 consecutive extra points certainly in reach ... a two-time Varsity O letterwinner, Nuernberger is also a three-time OSU Scholar-Athlete and a two-time Academic all-Big Ten honoree who is majoring in economics.

HONORS AND AWARDS

- 2016:** Academic All-Big Ten, OSU Scholar-Athlete
- 2015:** Academic All-Big Ten, OSU Scholar-Athlete
- 2014:** OSU Scholar-Athlete

2015 Season (Sophomore): Nuernberger battled for the kick scoring position with transfer student Jack Willoughy during fall camp, a competition that Willoughy won on the strength of consecutive 55-yard field goals during one of the key competition days ... Nuernberger regained the kick scoring duties prior to the 10th game of the season vs. Illinois ... he ended up finishing the year hitting three of his four field goal attempts with all three coming in the win over Michigan ... he also converted on all 17 of his extra point attempts to extend his streak to 106 consecutive extra points, breaking Drew Basil's record of 102 set between 2012-13.

2014 Season (Freshman): Nuernberger set 10 records, seven Ohio State and three Big Ten, as a true freshman place kicker for the College Football Playoff national champions ... his Big Ten marks were 128 points in a season, 89 extra points and 49 extra points in Big Ten play ... his school marks included his total points and extra point made figures, consecutive extra points (89), extra-point attempts & percentage (89 and 1.000, respectively), career extra point percentage, and extra points in a bowl game (six) ... had a long field goal of 49 yards at Penn State ... his field goal attempts included an 8-of-10 showing in field goals between 20-29 yards and a 5-of-10 effort from 40-49 yards ... his four multi-field goal games included makes from 22 and 21 yards in the win over No. 1 Alabama in the CFB playoff semifinal Sugar Bowl game at the Mercedes-Benz Superdome.



NUERNBERGER

More on Sean: Sean Nuernberger was one of six from his recruiting class who enrolled at Ohio State in January 2014 ... he was rated among the Top 10 kicking prospects nationally by all the recruiting services ... a two-time Kentucky first-team all-state kicker as chosen by the Louisville Courier-Journal, Nuernberger connected on 13 of 20 field goal tries, 21 of 23 extra points and he averaged 42.3 yards per punt as a senior for coach Matt Brown ... five of his "missed" field goals were the result of blocked kicks ... he connected on an Oldham County school-record 57-yard field goal vs. Louisville Ballard ... made seven of 12 field goals with a long of 46 yards and 29 of 32 extra points as a junior ... is the son of Michelle and Kia Nuernberger ... father played basketball for Germany in the 1992 Barcelona Summer Olympic Games after a standout career at Southern Illinois ... led the Salukis in assists and free throw percentage for three years (1986-89) and was first-team all-Missouri Valley Conference in 1989 after leading the Salukis in scoring (16.4 ppg) and to a 25-win season.

NUERNBERGER'S CAREER KICKING STATS

Year	G	FG	FGA	XP	XPA	PTS
2014	15	13	20	89	89	128
2015	4	3	4	17	17	26
Totals	19	16	24	106	106	154

1 JEFFREY OKUDAH

Cornerback
6-1, 193, Fr.
Grand Prairie, Texas
South Grand Prairie



Ohio State Overview: Jeffrey Okudah enrolled in classes in January and took part in the 2017 spring drills ... he was one of 10 recruits from the class of 2017 to enroll in January ... he is exploring majors.

More on Jeffrey: U.S. Army All-American Jeffrey Okudah was a unanimous 5-star recruit and considered the No. 1 cornerback prospect in the nation by 247Sports and the No. 1 safety prospect according to both Rivals and ESPN ... considered one of the Top 10 players in the nation overall, with 247Sports and ESPN ranking him No. 7, and Scout and Rivals Nos. 12 and 16, respectively ... a tremendous athlete who also had the No. 2 cornerback ranking as a senior by Scout ... one of the Top 2 players out of talent-rich Texas this recruiting cycle and an American Family Insurance all-USA defensive back ... posted 43 tackles, five pass break-ups and 795 total offensive yards in helping South Grand Prairie, coached by Brent Whitson, to the Texas class 6A state playoffs in 2016 ... named second-team Class 6A all-state as a senior by the Associated Press ... averaged over 24 yards per catch as a receiver in 2015 and also contributed 46 tackles and four pass break-ups ... finished second last summer, to Ohio State signee J.K. Dobbins, at the Nike+ football ratings competition at The Opening in Beaverton, Ore. ... Okudah is the son of the late Marie Okudah ... his guardians are Jane and Patrick Obodo.

62 BRANDON PAHL

Offensive Lineman
6-2, 295, Jr.
Cutler, Ohio
Warren



Ohio State Overview: Brandon Pahl is a true junior who is in his third season as a member of the football team ... he was an invited walk-on and joined the team in June 2015 ... he is majoring in history.

More on Brandon: Pahl was an honorable mention all-state performer for coach Anthony Fish as a senior at Warren High School ... he also earned all-southeast district honors ... played for coach Andy Schob from his freshman through junior seasons ... a two-time state qualifier in wrestling, finishing fourth and seventh in the state Division II heavyweight division as a junior and senior, respectively ... also was a regional qualifier in track and field throwing the discus ... is the son of Kelly and Michael Pahl ... has two older sisters: Kayla is pursuing a master's degree in physical therapy at Findlay University and Rachael is a recent graduate of Ohio University with a degree in special education.

60 BLAKE PFENNING

Offensive Lineman
6-5, 290, Jr.
Wapakoneta, Ohio
Wapakoneta




Ohio State Overview: Blake Pfenning is in his third season with the football program and is a true junior ... he was an invited walk-on to the team in June 2015 ... he is majoring in civil engineering.

More on Blake: Pfenning came to Ohio State after playing football and competing in track and field at Wapakoneta High School ... he was twice named all-Western Buckeye League (WBL) and was also all-Northwest District and a third-team all-state pick ... he captained the football team as a senior ... earned a WBL academic student-athlete award ... is the son of Melissa and Eric Pfenning ... has one sister: Brittany.

54 BILLY PRICE

Offensive Lineman
6-4, 312, Graduated
Austintown, Ohio
Fitch H.S.



Ohio State Overview: Billy Price is a returning first-team All-American and all-Big Ten Conference performer who will be one of the top centers in the nation and a Rimington Award candidate ... he is following the trail blazed in 2016 by teammate Pat Elflein in moving from guard to center as a senior ... Price has started every game the past three seasons, including the 2014 campaign when Ohio State won the inaugural College Football Playoff national championship ... he is the unquestioned leader along an offensive line that returns four of five starters from a year ago ... he graduated in May 2017 with his degree in business administration with a specializing in operations management.

Notable: Price has started 41 consecutive games and he is on pace to break Luke Fickell's school record for starts and consecutive starts of 50, set between 1993-96 ... Pat Elflein has played in the most games for an Ohio State football player: 55.

HONORS & AWARDS

2016: First-team All-American (American Football Coaches Association), first-team All-Big Ten (coaches and media), Team captain, Big Ten Distinguished Scholar

2015: Third-team All-Big Ten (coaches)

2014: Academic All-Big Ten Conference, OSU Scholar-Athlete

2013: OSU Scholar-Athlete

2016 (Junior): For the third consecutive year, Price started every game to increase his total to 41 games played and 41 starts ... he was a leader – he was voted one of the team's captains – and one of two first-team All-Americans along the offensive line that also featured three first-year starters ... the unit helped the Buckeyes lead the Big Ten in rushing at 245.2 yards per game and rank 11th nationally ... Ohio State also lead the Big Ten in total offense for the third time in four years, and it included a school-record 776 yards of total offense against Bowling Green ... the team's offensive line unit was also one of three nationally selected as a finalist for the Joe Moore Offensive Line of the Year Award ... before the season, Price travelled to Jamaica as part of the Athletic Department's Soles4Souls program, immersing himself in the Jamaican culture while being exposed to the impact on a community that giving a pair of shoes to those in need can have ... and in July he spent a week interning at the headquarters of NIKE, in Beaverton, Ore.



PRICE

2015 Season (Sophomore): Price started every game for the second consecutive season, 13 in all for the 12-1 Buckeyes ... he was part of an offensive line unit that helped Ohio State lead the Big Ten in rushing at 245.2 yards per game and finish second in scoring and third in total offense ... the Buckeyes had three 300-yard rushing games, including a season-best 369 yards vs. Michigan which ranks as the most yards gained rushing by Ohio State ever vs. Michigan.

2014 Season (Freshman): After a red-shirt season in 2013, Price stepped into the starting lineup at one of the guard positions and proceeded to start all 15 games at guard for the College Football Playoff national champions ... and this was after spending much of the 2014 spring season practicing at center ... Price started the first three games of the season at right guard and then moved to left guard, where he started the final 12 games ... he was credited with making key blocks for critical touchdowns in crucial games: by J.T. Barrett vs. Penn State and Ezekiel Elliott vs. Alabama ... Price was named a second-team freshman All-America by both Phil Steele and Athlon's ... his play helped the Buckeyes rank ninth nationally with 264.4 rushing yards per game.

More on Billy: Price was the Associated Press's 2012 Division I co-defensive player of the year in the state of Ohio (along with teammate Tracy Sprinkle) and a first-team all-state pick ... a consensus four-star prospect (ESPN, Rivals, 247Sports, Scout) ... rated among the top 200 players on the Rivals 250 and a member of the ESPN 300, Price was the third Buckeye to commit to the Class of 2013 with his decision coming Feb. 13, 2012 ... was rated as the No. 17 defensive tackle nationally by 247Sports and No. 21 by Scout ... helped Fitch to a 9-2 record in 2012 and to the state playoffs ... also helped Fitch to the state playoffs in 2010 with a 10-2 record and again in 2011 ... was named first-team all-state as a junior when he recorded 40 tackles with three sacks, 10 TFLs and an interception ... coached by Phil Annarella ... placed seventh in the discus at the 2012 Ohio outdoor state track and field meet after placing sixth in the shot and second in the weight throw indoors ... is the son of Bill Price and Pam & Dave Lescsak ... has two younger siblings: Savannah and Andrew.

66 MALCOLM PRIDGEON

Offensive Lineman

6-7, 315, Jr.
Central Islip, N.Y.
Nassau C.C.



Ohio State Overview: Malcolm Pridgeon is a fourth-year junior who ended up red-shirting the 2016 season with the Buckeyes after injuring a knee in fall camp ... at the time of his signing, he was only the third junior college prospect to sign a national letter of intent with Ohio State in the last 11 years and the second by coach Urban Meyer ... he is majoring in sport and industry.

More on Malcolm: Pridgeon played two seasons at Nassau Community College, in Garden City, N.Y., under coach Joe Osovet, after a high school career at Central Islip (N.Y.) High ... he was considered the top junior college offensive tackle in the nation by JuCo Football Scouting ... he had a 5-star ranking from Scout and 4-star rankings by ESPN, Rivals and 247Sports ... he was listed as the No. 3 junior college offensive

tackle by both 247Sports and ESPN and he was rated among the Top 5 players overall, including No. 4 by Scout, No 5 by 247Sports and No. 5 on the ESPN JC50 ... a two-year all-Northeast Football Conference performer at Nassau, Pridgeon was a first-team NJCAA All-American in 2015 ... he helped Nassau to a 10-0 season in 2014 with the team finishing sixth nationally and defeating Scottsdale JuCo in the Valley of the Sun Bowl game ... he was second team-all New York state as a senior at Central Islip H.S. and was rated as a 4-star prospect ... he played for coach Joe Taormina ... a fine high school basketball player, as well, and made the 2014 Class AA all state-tournament team ... also competed in track and field ... Pridgeon is the son of Peggy White and the late James Earl Pridgeon.

59 ISIAH PRINCE

Offensive Lineman

6-7, 310, Jr.
Greenbelt, Md.
Eleanor Roosevelt



Overview: Isaiah Prince is a true junior who has played in every game for the Buckeyes over the past two seasons, 26 in all ... has the distinction of being the only member of the 2015 class of recruits who has played in every game the past two seasons, including 13 starts at right tackle ... he is majoring in sport industry.


2016 Season (Sophomore): Prince, as one of three new starters on the offensive line, started all 13 games for the 11-2 Buckeyes at right tackle ... led the team in offensive plays from scrimmage with 945 ... he was part of a unit that helped the Buckeyes lead the Big Ten in rushing – 245.2 yards per game; 11th nationally – and total offense at 459.2 yards per game ... the offensive line was also one of three nationally selected as a finalist for the Joe Moore Offensive Line of the Year Award.

2015 Season (Freshman): Price was one of only four true freshman to play for the Buckeyes in 2015 ... he earned playing time on special teams in all 13 games and earned his first Varsity O letter ... he was in on 114 plays.

More on Isaiah: Prince was a pleasant surprise – at least publicly – on signing day as the consensus 4-star offensive lineman chose to sign his National Letter of Intent with Ohio State ... he was a Top 10 offensive tackle prospect by Rivals (No. 4), Scout (No. 6) and 247Sports (No. 7) while ESPN rated him No. 22 ... his overall rankings included a No. 67 ranking by Rivals, No. 74 by Scout and No. 105 by 247Sports, and he was also listed on the ESPN 300 ... Prince was considered the No. 1 player in the state of Maryland as a senior and he was a consensus all-state pick in 2014 in addition to earning Washington Post all-metro honors for three years ... he helped his team to an 11-1 record in 2014, including advancing to a state 4A regional final ... he was selected to be a U.S. Army All-American ... is the son of Marjorie and Anthony Price.

14 ISAIAH PRYOR

Safety
6-2, 195
Bradenton, Fla.
IMG Academy



Ohio State Overview: Isaiah Pryor enrolled in and started classes at Ohio State in January 2017 ... he competed in the 2017 spring drills and was one of 10 Buckeye recruits from his class to enroll early and take part in spring drills ... he is exploring majors but intends to study in the medical lab sciences area.

More on Isaiah: Pryor was an overall Top 100 prospect and a 4-star safety from Lawrenceville, Ga., who played for IMG Academy, in Bradenton, Fla., as a senior in 2016 ... one of the nation's Top 50 prospects on the ESPN 300 with a rating of No. 45 ... teamed in the IMG defensive backfield with Ohio State early enrollee Marcus Williamson and helped IMG, coached by Kevin White, to a 12-0 record, a No. 1 ranking in the state of Florida and a No. 4 national ranking ... made 54 tackles on the season and was rated the No. 3 safety prospect in this class by ESPN, and No. 7 by 247Sports and Scout ... an Under Armour All-American on the field, Pryor was outstanding off the field, as well, being named a finalist for the Watkins Award, which honors the top African American scholar-athletes in the U.S. ... recorded 40 tackles as a junior in 2015 for coach Andy Dyer at Archer (Ga.) High School ... named honorable mention Class 6A all-state and all-Gwinnett County in 2015 ... also wrestled for multi-state champion program at Archer ... helped Archer to an 11-4 record and a state 6A title game appearance in 2014 ... is the son of Lillian and Richard Pryor ... father played defensive end for Iowa from 1984-88 under Hayden Fry.

10 AMIR RIEP

Cornerback
5-11, 183
Cincinnati, Ohio
Colerain



Overview: Amir Riep was a unanimous 4-star prospect and one of the most coveted prospects from Ohio in this recruiting class with more than 40 scholarship offers ... a four-year starter for coach Tom Bolden at Colerain High School, Riep was rated as high as the 99th overall player by Scout with Top 25 cornerback rankings by all the ratings services and highs of No. 12 by ESPN and No. 19 by Scout ... helped Colerain to its 17th consecutive Greater Miami Conference championship and No. 1 state ranking before finishing 11-1 in 2016 ... despite missing three games with an injury, Riep was named all-GMC in 2016 on the strength of 20 tackles and four interceptions, giving him 15 career interceptions ... he also averaged 20.4 yards off five punt returns and was named all-Ohio by MaxPreps and to PrepStar's Dream Team ... named all-Southwest District as a junior and a senior ... was the GMC defensive player of the year in 2015 with 65 tackles, three forced fumbles and city-leading seven interceptions while helping Colerain to the state semifinals ... earned Cincinnati Enquirer all-city, first-team all-Southwest District and

second-team Associated Press all-state honors in 2015 ... attended The Opening in Beaverton, Ore., prior to senior season ... is the son of Katherine Gowdy and Maurice Riep.

80 C.J. SAUNDERS

Wide Receiver
5-10, 176, Jr.
Dublin, Ohio
Coffman H.S.



Ohio State Overview: C.J. Saunders is a true junior who is in his third season with the football program after initially walking on to the team in the fall of 2015 ... he competed as a cornerback last year but was switched to receiver this spring ... he is an OSU Scholar-Athlete who is enrolled in the Fisher School of Business and is majoring in accounting.

More on C.J.: Saunders was a three-sport standout at Coffman High School, lettering twice in football and playing four seasons and earning three letters apiece in the sports of baseball and basketball ... earned all-conference and all-district honors in all three sports and was a team captain for all three ... caught 39 passes for 522 yards and six touchdowns for an unbeaten Shamrocks team, coached by Mark Crabtree, that won the Ohio Capital Conference Central Division ... averaged 9.3 points, 5.0 assists, 3.9 rebounds and 3.0 steals for the Coffman basketball team that finished 22-2 and also won a conference championship ... is the son of Janie and Tim Saunders, both of whom are school teachers, and his dad is coach of the Coffman baseball team ... Mom was a three-time All-America swimmer (once at Tennessee and two times at Indiana) ... has one sister, Shelby, who attends Indiana.

8 KENDALL SHEFFIELD

Cornerback
6-0, 183, So.
Missouri City, Texas
Blinn College



Ohio State Overview: Kendall Sheffield enrolled at Ohio State for the start of 2017 spring drills ... he is one of 10 from the 2017 recruiting class who enrolled early and competed with the team this spring ... he is a junior academically and a sophomore in eligibility ... he is majoring in human development and family studies.

More on Kendall: Sheffield was rated as the No. 1 cornerback coming out of junior college by ESPN, Rivals and 247Sports, and he was the No. 4 junior college prospect overall by ESPN ... transferred to Ohio State from Blinn College in Brenham, Texas, where he played one season ... in 2016, he played defensive back and returned kicks for Blinn and recorded 31 tackles, two interceptions and 11 pass break-ups, plus he scored touchdowns on both punt and kickoff returns ... Sheffield was a consensus 5-star prospect in the 2015 recruiting class out of Thurgood Marshall High School in Missouri City, Texas ... he signed with Alabama and then redshirted the 2015 season with the Crimson Tide before

transferring to Blinn ... as a prepster, he was an Under Armour All-American, an all-USA first-team selection by USA Today and a first-team Associated Press Texas 5A all-state selection in 2014 ... he played for coach James Williams ... was rated the No. 2 cornerback by Scout and No. 3 by ESPN ... overall rankings were as high as No. 9 by Scout and No. 12 on the ESPN 300 ... Sheffield was outstanding as a sprinter, as well, winning the 2014 Texas state 5A 110-meter and 300-meter hurdles championships and repeating as 110-meter champion the next year ... he is the son of Shelia and Cecil Sheffield.

42 DARIUS SLADE

Defensive Lineman

6-4, 255, Jr.

Montclair, N.J.

Montclair H.S.



Ohio State Overview: Darius Slade is a fourth-year member of the football program and is a junior eligibility-wise ... he is coming off a lower leg injury that occurred during the 2016 fall camp and kept him sidelined for the season ... he earned his first Varsity O letter in 2015 when he played in seven games for the Buckeyes ... had a career-best 12 plays from scrimmage in the win over Rutgers that year and had 11 plays against both Virginia Tech and Michigan ... he is majoring in hospitality management.

More on Darius: Slade recorded 37 quarterback sacks for 126 yards in losses as a junior and senior and helped Montclair High School, coached by John Fiore, to consecutive 12-0 seasons and back-to-back New Jersey Group 5 state championships ... his school has the distinction of being the first to claim consecutive state titles since the current New Jersey playoff system was implemented in 1974 ... Slade had 67 tackles, including 23.5 sacks (and 35 total tackles for loss), as a senior and was named first-team all-New Jersey ... he had 13.5 sacks and 46 tackles as a junior ... considered one of the Top 20 senior prospects in New Jersey ... rated as high as the No. 30 strong-side defensive end by 247Sports and the No. 66 defensive lineman by Scout ... Slade is the cousin of Jared Odrick, the seven-year NFL veteran who was coached by current Ohio State assistant head coach and defensive line coach Larry Johnson at Penn State ... Slade is the son of Kimberly and Dwight Slade.

34 ERICK SMITH

Safety

6-0, 203, Sr.

Cleveland

Glenville H.S.



Ohio State Overview: Erick Smith is a true senior who is competing for a starting position at safety ... he is one of the most experienced safeties on the roster with 33 games played and 162 snaps on defense, plus an additional 369 special teams snaps ... the two-time Varsity O letterwinner has 35 career tackles plus an interception and pass break-up to his credit ... he is majoring in sociology.

2016 Season (Junior): Smith played in all 13 games for the Buckeyes ... he was credited with 16 tackles, one tackle-for-loss and a pass break-up ... he was in on a personal best four tackles – all solo stops – against Bowling Green and then matched the total against Nebraska.

2015 Season (Sophomore): Smith played in the first six games of the season before injuring his knee and missing the remainder of the season ... he totaled 88 plays, or an average of just under 18 per game ... most of his action came on special teams ... totaled six tackles on the year.

2014 Season (Freshman): Smith played in 14 of 15 games for the College Football Playoff national champions ... his play was mostly on special teams, but he did have a couple of extensive stints on defense: 18 snaps against Kent State and 31 vs. Illinois ... was on multiple special teams by the time the season ended ... recorded 13 tackles plus his first career interception, vs. Kent State.

More on Erick: Another fine safety prospect out of the talent-rich Glenville High School program (think former Buckeyes like Christian Bryant, Jermale Hines and Donte Whitner), Smith was a consensus four-star recruit in 2014 and a Top 100 player in the nation with overall national rankings of No. 43 by Scout, No. 51 by Rivals and No. 61 by 247Sports ... one of the leaders of a 2013 Glenville Tarblooder team that went 13-2 and advanced to the Division II state championship game ... considered a Top 5 safety prospect by two recruiting services: No. 2 by 247Sports, No. 4 by Scout ... rated the No. 11 safety by ESPN ... No. 2 ranked player in Ohio by Scout ... had 10 tackles and forced a fumble in the state title game and had a “pick six” in the state semifinals ... a U.S. Army All-American and a third-team Division II Associated Press all-state pick ... is the son of Erica and Curtis Smith.

SMITH'S CAREER DEFENSIVE STATS

Year	G-GS	UA	A	TOT	INT	YDS	FR	PBU
2014	14-0	10	3	13	1	5	1	0
2015	6-0	5	1	6	0	0	0	0
2016	13-0	9	7	16	0	0	0	1
Totals	33-0	24	11	35	1	5	1	1

93 TRACY SPRINKLE

Defensive Lineman

6-3, 293, Graduated

Elyria, Ohio

Elyria H.S.



Ohio State Overview: Tracy Sprinkle is a fifth-year senior and one of the leaders of a deep and talented defensive line ... he worked hard to become a starter for the Buckeyes but injured a knee in his first career start last year, and now he is working hard to become a starter once again ... he has played in 17 games and has earned one Varsity O letter ... he graduated in May 2017 with his degree in family resource management.

2016 Season (Junior): Sprinkle's development and progression continued, going from three games as a red-shirt freshman in 2014 to playing in all 13 games in 2015 to earning a starting assignment

for Game 1 in 2016 against Bowling Green ... his season came to a screeching halt, though, after just 14 plays against the Falcons when he suffered a knee injury that required surgery and rehabilitation through the 2017 spring drills.

2015 Season (Sophomore): Sprinkle played in all 13 games for the 12-1, Fiesta Bowl-winning Buckeyes and contributed four tackles and recovered a fumble from his defensive tackle position ... he was in tackle rotation all season and his playing time increased throughout the season, topped by a 60-play performance in the Fiesta Bowl win over Notre Dame that included 49 snaps on defense and a fumble recovery ... had his high of two tackles in the win over Virginia Tech.

2014 Season (Freshman): After red-shirting the 2013 season, Sprinkle played in three games as a freshman in 2014 for the College Football Playoff national champions: Kent State, Rutgers and the Big Ten championship game vs. Wisconsin.

More on Sprinkle: Sprinkle was one of five Buckeyes in the 2013 recruiting class to enroll at Ohio State in January 2013 and take part in spring drills ... The 2012 Associated Press first-team all-Ohio selection and Division I co-defensive player of the year, Sprinkle recorded 19 sacks and 30 total tackles-for-loss among his 103 tackles as a senior ... dominant games included five sacks against Amherst Steele and four sacks (and 12 tackles) against Hudson ... the first defensive player since Matt Wilhelm in 1999 to win the prestigious Lorain County Golden Helmet award as the best player in the county ... also was named the Northeast Ohio All-Lake District Defensive Player of the Year as a senior ... Elyria, coached by Kevin Fell, was 7-3 in both 2012 and 2011 ... Sprinkle, a Top 30 strong side defensive end by 247Sports, had 27 sacks his final two seasons of play ... he was a third-team all-state pick as a junior after making 94 tackles and eight sacks ... he is the son of Tracie Sprinkle and Percy Hicks.



SPRINKLE

73 BRADY TAYLOR

Offensive Lineman

6-5, 300, Jr.

Columbus

Bishop Ready H.S.



Ohio State Overview: Brady Taylor maintains junior eligibility status for the 2017 season and he is a senior academically ... he is a veteran of 16 games played and he has earned one Varsity O letter ... he is an OSU Scholar-Athlete majoring in hospitality management.

HONORS AND AWARDS

2014: OSU Scholar-Athlete

2016 Season (Sophomore): Taylor played in 12 of 13 games for the Buckeyes, including 29 snaps on offense vs. Rutgers and 28 vs. Bowling Green when the offensive set a school single game record with 776 offensive yards.

2015 Season (Freshman): After red-shirting during the 2014 season, Taylor got into four games this season, playing a total of 26 offensive snaps in games against Hawai'i, Western Michigan, Penn State and Rutgers.

More on Taylor: Taylor was a first-team Division VI Associated Press all-state selection as a senior at Bishop Ready ... he helped Ready enjoy one of its finest seasons in school history in 2013, winning 12 of 14 games, including a three-win run through the state playoffs before dropping a 10-7 decision in the semifinals to eventual state champ Kirtland ... Ready, then under the direction of Joel Cutler, also made the state playoffs in 2012, finishing the season with a 7-3 mark ... Taylor was rated as a Top 50 offensive tackle prospect nationally by both Rivals (No. 42) and 247Sports (No. 45) ... named to the U.S. Under-19 national football team and played in the International Bowl (vs. Canada) in Arlington, Texas ... he is the son of Susan and John Taylor.



94 DYLAN THOMPSON

Defensive Lineman

6-5, 280, Jr.

Lombard, Ill.

Montini Catholic

Ohio State Overview: Dylan Thompson is in his fourth year with the football team and he is a junior in eligibility ... he has battled nagging injuries his first two seasons as a Buckeye, prompting a red-shirt season in 2014 after injuring a knee during fall camp and also prompting a quiet 2015 campaign when he continued his rehabilitation ... he is majoring in sport industry.

More on Dylan: Thompson is from Chris Andriano's powerful Chicago-area high school program at Montini Catholic ... he was a four-start prospect according to ESPN and its No. 37 defensive tackle prospect in the nation ... 247Sports ranked Thompson as its No. 16 strong-side defensive end and Rivals positioned him No. 22 at that position ... Scout ranked him No. 39 at end ... Thompson played on Montini Catholic state championship football teams as a freshman, sophomore and junior and on a runner-up, 13-1 team as senior ... he tied the school record with 17 quarterback sacks as a senior and also contributed 60 tackles and a total of 35 tackles-for-loss ... earned Suburban Christian Conference lineman of the year honors ... also earned Chicago Tribune and Champaign News-Gazette first team all-state accolades ... a USA Today all-Illinois selection ... selected to the U.S. Under-19 national team and played in the International Bowl (vs. Canada) in Arlington, Texas ... is the son of Michelle and Ron Thompson.

36 ZACH TURNURE

Linebacker
6-1, 235, Sr.
St. Louis, Mo.
Christian Brothers



Ohio State Overview: Zach Turnure is a true senior who is in his fourth season with the football program ... he has played in 12 games for the Buckeyes after initially walking-on to the team in the fall of 2014 ... a Varsity O letterwinner and a valued member of the special teams ... he was a member of the Ohio State lacrosse team before making the move to the gridiron ... he is majoring in communications.

2016 Season (Junior): Turnure played in 12 games for the Buckeyes, mostly on special teams ... he had a high game of 14 plays on special teams against Penn State.

More on Zach: Turnure was a U.S. Lacrosse All-American at Christian Brothers College High School in St. Louis and a first-team all-state performer ... he captained his 2013 lacrosse team that won a state championship and was a captain on his football team as a senior as well ... first-team all-state in as a senior and his league's defensive player of the year ... also earned first team all-metro and all-district accolades as a junior ... is the son of Patricia and Robert Turnure ... has two sisters, Jessi and Meghan.

9 BINJIMEN VICTOR

Wide Receiver
6-4, 195, So.
Pompano Beach, Fla.
Coconut Grove H.S.



Ohio State Overview: Binjimen Victor is a true sophomore who played in five games last season as a true freshman and earned his first Varsity O letter ... he caught four passes for 64 yards with one touchdown ... he had two catches for 36 yards with a 25-yard touchdown catch in the win over Maryland ... made a 21-yard reception in the College Football Playoff semifinals vs. Clemson ... he is exploring majors.

More on Binjimen: U.S. Army All-American bowl participant and consensus 4-star prospect (ESPN, Rivals, Scout, 247Sports) Binjimen Victor caught 42 passes for 846 yards and scored 15 touchdowns as a senior at Coconut Creek High School for coach Kareem Reid ... was named second-team Class 5A all-state and first-team all-Broward County as a senior ... he had 44 receptions for 811 yards and 12 touchdowns as a junior ... he was considered a Top 15 receiver prospect nationally, with Scout ranking him No. 10, 247Sports No. 12 with Rivals ranking him at No. 18 ... overall, he was a Top 100 prospect with national rankings of Nos. 66, 91 and 99 by Scout, Rivals and 247Sports, respectively ... the No.88 player overall by Prepstar and a member of its Dream Team ... he also was considered the No. 2 receiver from Florida by Scout and the No. 15 player in the talent-rich state overall by Rivals ... Victor competed at The Opening in July, 2015 in Beaverton, Ore. ... he is the son of Yvette Stepha.



VICTOR'S RECEIVING STATS

Year	G-GS	REC	YDS	AVG	TD	LG
2016	5-0	4	64	16.0	1	25
Totals	5-0	4	64	16.0	1	25

24 SHAUN WADE

Cornerback
6-1, 185, Fr.
Jacksonville, Fla.
Trinity Christian Academy



Ohio State Overview: Shaun Wade was one of nine graduated high school seniors from the 2017 recruiting class to enroll and start classes at Ohio State in January 2017 ... he competed in the team's spring drills this year and is majoring in sport industry.

More on Shaun: Wade was a 5-star prospect (ESPN, Rivals, 247Sports) who was honored with two national awards this year while starring for a Trinity Christian Academy team that has now won four consecutive state championships ... he was named the 2017 Lockheed Martin defensive back of the year, an award that was presented at the U.S. Army All-American bowl, and he was named the American Family Insurance All-USA defensive player of the year ... considered one of the Top 25 players nationally with overall rankings of No. 6 by ESPN, No. 17 by 247Sports and No. 24 by Rivals ... had a consensus Top 5 cornerback rating with a No. 1 position from ESPN, No. 2 by 247Sports and No. 3 by Rivals ... finished the 2016 season with 63 tackles, seven interceptions, including two returned for touchdowns, and nine pass break-ups for coach Verlon Dorminey ... named a U.S. Army All-American and a MaxPreps All-American ... had 35 tackles, two interceptions and 11 pass break-ups in 2015 ... two-time Florida Class 3A all-state honoree and considered one of the Top 5 players in the state ... is the son of Gwen and Randy Wade.

12 DENZEL WARD

Cornerback

5-11, 191, Jr.

Macedonia, Ohio

Nordonia



Overview: Denzel Ward is by many attributes – game experience, intelligence, skill, athletic ability – the next Ohio State cornerback with high NFL Draft pick potential ... “he’s a gifted player,” cornerbacks coach Kerry Coombs said this spring ... the true junior has played in 25 consecutive games for the Buckeyes going back to the second game of his true freshman season in 2015 and he’s also been timed as the fastest Buckeye ... he enters the season a leader of the unit and with 30 career tackles and nine passes defended ... he is majoring in sport industry.

Notable: Ward has not started a game yet for the Buckeyes, but he has enough starter-like stats that he could be considered the Buckeyes third starter at cornerback last season: he lined up on defense for 468 plays in 2016 as part of a three-man cornerback rotation that also featured two, 2017 first-round NFL Draft picks: Marshon Lattimore (No. 11 to New Orleans) and Gareon Conley (No. 24 to Oakland).

HONORS AND AWARDS

2016: Honorable mention All-Big Ten (media)

2016 Season (Sophomore): Ward was part of a cornerback rotation that featured two first-round draft picks at the end of the season ... he played in all 13 games and tied for the team lead with Marshon Lattimore with nine pass break-ups ... was also in on 23 tackles ... he had prolific numbers of plays on defense in Ohio State’s biggest games: 56 vs. Oklahoma, 50 vs. Penn State, 38 vs. Michigan and 62 vs. Clemson.

2015 Season (Freshman): Ward was one of only four scholarship freshman to get playing time for the Buckeyes this season ...he was a key special teams performer who played in 12 games ... he totaled 196 plays on the season with 175 of those on special teams ... he was clocked running 21.8 miles per hour on special teams coverage in the Fiesta Bowl against Notre Dame ... he was one of the top tacklers on special teams with seven total stops.

More on Denzel: Ward helped lead Nordonia to a 14-1 record and the Division II state championship game in 2014 by starring on defense with nine interceptions and 18 pass break-ups and on offense with more than 1,300 total yards and 20 touchdowns ... named the Division II co-defensive player of the year and a first-team Associated Press all-state selection for coach Jeff Fox ... also named Cleveland.com’s defensive player of the year ... totaled 14 interceptions in 2013 and 2014 combined plus had 93 receptions and 31 receiving touchdowns ... rated a 4-star prospect by Scout and 247Sports and was ranked respectively by those organizations as the Nos. 22 and 26 cornerback prospect ... rated as high as No. 171 among all players by Scout ... a PrepStar all-Midwest Region ...caught 37 passes for 658 yards and nine touchdowns for 8-3 team as a junior ... a multiple state qualifier in track and field as part of Nordonia’s 4x400-meter relay and as a long jumper ... is the son of Nicole and the late Paul Ward.



WARD

WARD'S CAREER DEFENSIVE STATS								
Year	G-GS	UA	A	TOT	INT	YDS	FR	PBU
2015	12-0	5	2	7	0	0	0	0
2016	13-0	12	11	23	0	0	0	9
Totals	25-0	17	13	30	0	0	0	9

7 DAMON WEBB

Cornerback

5-11, 195, Sr.

Detroit, Mich.

Cass Tech H.S.



Ohio State Overview: Damon Webb is the lone returning starter in the Ohio State secondary after the loss of three players who were starters last year and, subsequently, first-round NFL Draft picks this spring ... Webb is a veteran of 28 games played with 13 starts and, thus, a key leader within his unit ... he has recorded 70 career tackles along with five passes defended (one interception and four pass break-ups) ... he is majoring in sport industry.

Notable: Webb is one of two Detroit Cass Tech teammates – running back Mike Weber is the other – who started all 13 games for the Buckeyes last season ... one other school – Cleveland Glenville – also produced two 13-game starters for Ohio State last season (CB Marshon Lattimore and LB Chris Worley).

HONORS AND AWARDS

2016: Honorable mention All-Big Ten (coaches)

WEBB'S CAREER DEFENSIVE STATS								
Year	G-GS	UA	A	TOT	INT	YDS	PBU	FR
2014	8-0	3	0	3	0	0	1	0
2015	7-0	3	7	10	0	0	0	0
2016	13-13	32	25	57	1	36	3	0
Totals	28-13	38	32	70	1	36	4	0

2016 Season (Junior): Webb made a position switch in spring 2016 from cornerback to safety and he ended up as a 13-game starter opposite Malik Hooker at the safety position this year ... he was among the Top 5 tacklers on the team with 57 tackles, including two tackles-for-loss ... he recorded his first interception as a Buckeye vs. Nebraska, returning it 36 yards for the first touchdown of the game ... he also had three pass break-ups on the year ... he set a career-high with eight tackles in the win at Oklahoma ... had seven stops in wins over Northwestern and Michigan State.

2015 Season (Sophomore): Webb played in seven games for the 12-1 Buckeyes and earned his second Varsity O letter ... played a career high 36 plays in the season opener at Virginia Tech, including 18 plays on defense as the nickel back ... totaled 10 tackles on the season.

2014 Season (Freshman): Webb he played in eight games for the College Football Playoff national champions in 2014 as a true freshman and earned his first Varsity O letter ... played in five regular season Big Ten games, including a personal best 35 plays vs. Illinois ... recorded three tackles on the season plus a pass break-up and a forced fumble.

More on Damon: Webb, the second to commit to this Ohio State class of 2014, was one of the top players coming out of the state of Michigan – he was a 2013 Associated Press Division I-II all-state pick and the state co-player of the year – and was a consensus four-star prospect ... he also was considered one of the Top 50 players nationally, with a ranking of No. 40 overall by Rivals with Scout (No. 42) and 247Sports (No. 43) concurring and ESPN rating Webb No. 58 on its ESPN 300 ... at cornerback, he was ranked as the No. 5 prospect nationally by both Rivals and 247Sports, No. 6 by Scout and No. 8 by ESPN ... selected as the No. 2 player in the state by the Detroit News Blue Chip recruit ranking following his senior season ... also named the top defensive back in the nation at the U.S. Army All-America awards banquet ... helped Cass Tech, coached by Thomas Wilcher, to the Detroit Public School League city title and to a state semifinal appearance in 2013 with seven interceptions, 10 pass break-ups, four forced fumbles and 42 tackles ... had two punt return touchdowns and seven receiving TDs ... as a junior in 2012 helped Cass Tech win a second consecutive state title ... transferred to Cass Tech from U-D Jesuit after his sophomore season ... is the son of Stephanie and Damon Webb Sr.



WEBB



WEBER

25 MIKE WEBER

Running Back
5-10, 214, So.
Detroit, Mich.
Cass Tech H.S.



Ohio State Overview: Mike Weber is coming off a fine freshman campaign last season and 2017 spring drills and expectations are high for this third-year sophomore ... he'll lead a young running back corps that is still inexperienced and features just one other letterwinner on the roster (sophomore Demario McCall) ... Weber was named a freshman All-American in 2016 after he rushed for 1,096 yards in his rookie season and caught 23 passes out of the backfield, for 91 yards ... is majoring in sociology.

Notable: Weber became just the third Ohio State freshman to rush for over 1,000 yards in a season, joining Robert Smith (1,126 yards in 1990) and Maurice Clarett (1,237 yards in 2002).

HONORS AND AWARDS

2016: Big Ten Thompson-Randle El Freshman of the Year; Freshman All-American (ESPN and Football Writers Association of America), Second-team All-Big Ten Conference (coaches and media)

2016 Season (Freshman): After red-shirting the 2015 season as a true freshman, Weber took over at running back and played in and started all 13 games for the Buckeyes ... he rushed for 1,096 yards, averaged 6.0 yards per carry, scored nine touchdowns and led all freshmen in the Big Ten with 84.3 rushing yards per contest ... Weber racked up a career-best 144 yards on the ground against Rutgers, including one score, and was named Big Ten freshman of the week ... also earned Big Ten freshman of the week honors after a 111-yard effort in the 17-16 win on the road at Michigan State that included one score and a career-long rush of 52 yards ... had multi-touchdown games versus Indiana and Northwestern ... topped 100 yards rushing – 136 – in his first collegiate game, vs. Bowling Green.

More on Mike: Weber came to Ohio State a consensus 4-star prospect who rushed for 2,268 yards and 29 touchdowns as a senior in 2014 despite missing three games for coach Thomas Wilcher's state semifinalist squad ... he averaged 10.1 yards per carry and Wilcher called him the best back in the Detroit Public School League in the last 30 years ... was considered a Top 100 player nationally, with high overall rankings of No. 69 by Scout, No. 71 by Rivals, No. 80 by 247Sports and with a 140 rank on the ESPN 300 ... considered the No. 1 player in the state of Michigan (Scout) and considered a Top 10 running back nationally by Rivals (No. 8), Scout (No. 9) and 247Sports (No. 9) ... a first-team Associated Press all-state honoree as a senior and was twice named the Proud Strong Learner of the Week in the DPSL ... rushed for a state record 404 yards and five touchdowns in a regional championship win over Clinton Township Chippewa Valley ... rushed for 890 yards and 13 touchdowns in Cass Tech's four-game run through the state playoffs in 2014 ... a finalist for the Michigan state player of the year award and a co-recipient of the Detroit player of the year award ... a U.S. Army All-American ... parents are Toni and Mike Weber Sr.

WEBER'S RUSHING STATS

Year	G-GS	ATT	YDS	AVG.	TD	LG
2016	13-13	182	1096	6.0	9	52
Totals	13-13	182	1096	6.0	9	52

WEBER'S RECEIVING STATS

Year	G-GS	REC	YDS	AVG	TD	LG
2016	13-13	23	91	4.0	0	15
Totals	13-13	23	91	4.0	0	15

WEBER'S GAME-BY-GAME RUSHING

2016				
Game	Att.	Yards	TD	
BGSU	19	136	0	
Tulsa	17	92	1	
at Oklahoma	18	123	0	
Rutgers	14	144	1	
Indiana	15	71	2	
at Wisconsin	11	46	0	
at Penn State	21	71	0	
Northwestern	14	87	2	
Nebraska	11	72	1	
at Maryland	12	93	0	
at Michigan State	14	111	1	
Michigan	11	26	1	
Clemson	5	24	0	

WEBER'S GAME-BY-GAME RECEIVING

2016			
Game	Rec.	Yards	TD
BGSU	0		
Tulsa	1	0	0
at Oklahoma	1	6	0
Rutgers	1	3	0
Indiana	3	10	0
at Wisconsin	0		
at Penn State	8	36	0
Northwestern	3	20	0
Nebraska	1	15	0
at Maryland	0		
at Michigan State	0		
Michigan	2	-3	0
Clemson	3	4	0

20 PETE WERNER

Linebacker

6-3, 215, Fr.

Indianapolis, Ind.

Cathedral



Overview: Rivals, 247Sports and Scout 4-star prospect Pete Werner was a standout outside linebacker at Indianapolis Cathedral for coach Rick Streiff and was talented enough that he also played safety and cornerback at times throughout his career ... among the Top 300 players nationally by both Scout (No. 266) and 247Sports (No. 293) and among the Top 20 outside linebackers with rankings of 16, 17 and 18 by 247Sports, Rivals and Scout, respectively ... Werner was a first-team Associated Press Class 6A all-state pick as a senior for a Cathedral team that went 7-5 and advanced to the regional finals ... missed three games because of an injury, but recorded 64 tackles, including 17 tackles-for-loss and eight quarterback sacks, and finished third for Indianapolis Star Mr. Football honors ... earned top linebacker award in the state by the Star ... American Family Insurance all-USA Indianapolis super team member ... rated as the No. 1 outside linebacker in the Midwest by Scout and a PrepStar all-Midwest region honoree ... honorable mention AP all-state in 2015 ... also ran the 400 meters in track ... is the son of Nancy and Greg Werner ... father starred in football and baseball at DePauw University, is in its Athletics Hall of Fame and played two years in the NFL with the New York Jets and Philadelphia Eagles ... older brother, Dan, plays football for Harvard.

25 BRENDON WHITE

Safety
6-2, 210, Fr.
Powell, Ohio
Olentangy Liberty



Ohio State Overview: Brendon White was one of nine from the 2017 recruiting class to graduate from high school early and enroll in classes at Ohio State in January ... once he graduated from Liberty, he practiced with the Buckeyes during their pre-bowl game practices in Columbus and then competed in the team's spring drills ... competed as a receiver this spring but has moved to safety ... he is majoring in journalism.

More on Brendon: White was an athletic, multi-position star coached by Steve Hale at Olentangy Liberty ... a consensus 4-star recruit, White was rated the No. 2 athlete in the class by Rivals and the No. 3 athlete by 247Sports ... Rivals also ranked him the No. 2 player in Ohio and the No. 91 player nationally ... moved to quarterback in 2016 after being named a first-team Associated Press all-state defensive back in 2015 ... helped Liberty (13-1) win its first regional championship in 2016 and advance to the Ohio Division I state semifinals for the first time in school history ... scored five touchdowns – four of them off receptions – in a regional semifinal win over Medina ... named area offensive player of the year in 2016 with 799 passing yards and 11 scores, 842 rushing yards and 10 touchdowns, plus had 22 receptions and four more touchdowns ... Associated Press all-state season as a junior in 2015 featured six interceptions on defense, catching 26 passes as a receiver and accumulating 11 touchdowns and nearly 1,200 all-purpose yards ... is the son of Nikol and William White ... father was a 1987 Ohio State captain and an all-Big Ten defensive back who went on to have an 11-year career in the NFL playing for the Detroit Lions, Kansas City Chiefs and Atlanta Falcons.

26 ANTONIO WILLIAMS

Running Back
5-11, 208, So.
New London, N.C.
North Stanly H.S.



Ohio State Overview: Antonio Williams played in two games last year as a true freshman ... he picked up 28 yards rushing off of six carries in the win over Rutgers ... also played against Northwestern ... was hobbled some during the 2017 spring drills with a foot issue ... he is majoring in psychology.

More on Antonio: Williams was one of seven true freshman from the signing day class of 2016 to enroll at Ohio State in January for the start of the spring semester ... he was a consensus 4-star prospect (Rivals, 247Sports, Scout and ESPN) coming off a prep career in which he gained 7,999 yards rushing and averaged 178.8 yards per game for his career with 81 touchdowns scored ... he had three consecutive 2,000-yard seasons (2,150 as a senior; 2,267 as a junior; and 2,170 as a sophomore) and he had at least one 80-plus yard run all four years on varsity ... he was rated as the No. 5 running back prospect nationally by Rivals and No. 6 by 247Sports ... ESPN had Williams ranked No. 10 among running backs ... he helped coach Scott Crisco's Comets to an 8-4 season as a senior ... he is the son of Renea and Keith Williams.

21 MARCUS WILLIAMSON

Cornerback
5-10, 180, Fr.
Westerville, Ohio
IMG Academy



Ohio State Overview: Marcus Williamson enrolled into classes at Ohio State in January of this year, one of nine high school seniors in the 2017 recruiting class to do so ... he practiced through spring drills and is majoring in history.

More on Marcus: Central Ohio native and consensus 4-star prospect Marcus Williamson spent three years at Westerville South High School before transferring to IMG Academy for his senior season of 2016 ... he was considered one of the top cornerbacks nationally with a No. 14 rating by Scout and No. 24 by ESPN ... also listed among the Top 150 players nationally with Scout's No. 123 overall ranking tops ... playing in a defensive backfield that also featured 2016 Ohio State signee Isaiah Pryor, Williamson helped IMG to a second consecutive undefeated season in 2016 with a 12-0 mark, a No. 1 rating in the state of Florida and a No. 4 national rating ... he recorded one "pick-six" interception, recovered two fumbles and returned one for a touchdown, plus recorded 36 tackles and two pass break-ups in 2016 for coach Kevin White ... one of 10 from IMG named an Under Armour All-American ... earned an invite to The Opening, in Beaverton, Ore., last summer ... was named special mention Division I all-state as a junior in 2015 for Westerville South ... named first-team all-central district and special mention all-Ohio Capital Conference as a junior ... also named a 2015 American Family Insurance all-USA Ohio second-teamer ... is the son of Tamar and Marlon Williamson.

WILLIAMS' RUSHING STATS

Year	G-GS	ATT	YDS	AVG.	TD	LG
2016	2-0	6	28	4.6	0	8
Totals	2-0	6	28	4.6	0	8

23 JAHSEN WINT

Safety
5-10, 196, RS Fr.
Brooklyn, N.Y.
Erasmus Hall



Ohio State Overview: Jahsen Wint is in his second season with the program ... he red-shirted the 2016 season and is a freshman in eligibility ... he is exploring majors.

More on Jahsen: Wint, a receiver/linebacker at Erasmus Hall and coached by Danny Landberg, was a 4-star prospect (ESPN) who comes from the same school as former Buckeye and No. 2 NFL Draft pick Curtis Samuel ... an all-NYSSWA Class AA linebacker as a senior, Wint was rated as high as the No. 1 athlete in New York state by ESPN and the No. 1 safety prospect by Scout ... he also earned the No. 21 athlete ranking nationally by ESPN ... overall, he was selected as the No. 7 player in the state by Rivals ... Wint helped the Dutchmen to consecutive Public School Athletic League championship games ... was named to the all-USA New York team by USA Today ... also competed in track and field (middle distance sprints and long jump) ... is the oldest of five children ... Mom is Claudette Ramos and he is also extremely close to an aunt, Diana Wint.

64 JACK WOHLABAUGH

Offensive Line
6-4, 293, RS Fr.
Cuyahoga Falls, Ohio
Walsh Jesuit



Ohio State Overview: Jack Wohlabaugh red-shirted the 2016 campaign and is in his second season with the program ... he red-shirted the 2016 season and is a freshman in eligibility ... he is an OSU Scholar-Athlete majoring in sport industry.

HONORS AND AWARDS

2016: OSU Scholar-Athlete

More on Jack: Wohlabaugh was a 4-star prospect by Rivals who was a three-year starting offensive lineman for coaches Gerry Rardin and Scott Beigie at Walsh Jesuit High School ... he moved to center after the second game of his senior season because of an injury to a teammate ... rated as high as the No. 4 center prospect nationally by Scout and as high as the No. 12 player in Ohio by Rivals ... he was almost destined to play center, with his father, Dave, having played the position for nine years in the NFL, including a Super Bowl season in 1997 with New England and four seasons with the Cleveland Browns ... Wohlabaugh was a first-team Division II Associated Press all-state selection in 2015 and a member of the all-USA Ohio football team, as selected by USA Today ... he helped the Warriors to the Division II state playoffs as a junior in 2014 ... he credits his flexibility and footwork to playing hockey through his sophomore season ... he does come from a family of athletes: his Mother, Virginia, played field hockey at Syracuse while his dad played football for the Orange ... has two brothers: Evan and David.

63 KEVIN WOIDKE

Offensive Line
6-6, 295, Jr.
Cleveland, Ohio
St. Ignatius



Ohio State Overview: Kevin Woidke is in his third season with the football program and is a true junior ... he initially walked-on to the team in June of 2015 ... he is a two-time OSU Scholar-Athlete who is majoring in business.

HONORS AND AWARDS

2016: OSU Scholar-Athlete

2015: OSU Scholar-Athlete

More on Kevin: Woidke played four years of football for St. Ignatius under the direction of coach Chuck Kyle ... helped lead St. Ignatius to a 6-4 record while advancing to the Ohio state playoffs as a senior in 2014 ... high school teammate of current Buckeye defensive lineman Dre'Mont Jones ... he is the son of Clare and Jim Woidke and has an older brother, Ian, who attends Ohio State and a younger sister, Colleen.

35 CHRIS WORLEY

Linebacker
6-2, 230, Sr.
Cleveland, Ohio
Glenville H.S.



Ohio State Overview: Chris Worley is the man in the middle of the 2017 Ohio State defense ... a 39-game veteran for the Buckeyes with 14 starts at outside linebacker, Worley made the move to middle linebacker from the strong side this spring and does so with high recommendation ... "He's just a really, really smart football player; he's a guy who I think understands the game at a very high level," defensive coordinator Greg Schiano said. "You know, we lost what I think is a man's man in Raekwon McMillan, just a really fine football player and a smart football player, and we needed to make sure we tried to replace him with a guy who has that kind of presence about him." ... Worley is a fifth-year senior who has 98 career tackles and four pass break-ups ... he is majoring in communications.

Notable: Worley came to Ohio State as a safety, but then moved to outside linebacker where he competed for three years, including a red-shirt year in 2013, against 2016 first-round NFL Draft pick Darron Lee for playing time.

HONORS AND AWARDS

2016: Honorable mention All-Big Ten Conference (media)

2016 Season (Junior): Worley started all 13 games for the Buckeyes at outside linebacker and ranked fourth on the team in tackles with 70 ... he also contributed four pass break-ups, an interception (vs. Michigan State), two quarterback pressures and a forced fumble ... played well in the biggest games ... he recorded his career-high of 11 tackles in the win over Michigan and followed that up with a 10-tackle effort vs. Clemson in the College Football Playoff semifinals ... also had 10 tackles in the win at Oklahoma ... set a personal best with seven solo stops in the win at Wisconsin.

2015 Season (Sophomore): Worley played in 12 games for the 12-1, Fiesta-Bowl champion Buckeyes ... he was in on 17 tackles, including 1.5 tackles for losses totaling four yards ... he registered his first quarterback sack in the win over Penn State ... tied his then-personal bests with five tackles and four solo tackles in the win over Michigan.

2014 Season (Freshman): Worley played in 14 of 15 games for the College Football Playoff national champions and earned his first Varsity O letter ... he earned a start in the first game he ever played in – the season opener vs. Navy – and played 52 snaps on defense while recording five tackles, four of those solo stops ... he finished the season with 11 tackles with eight of those solos, and he also contributed on special teams.

More on Chris: Worley was one of the final prospects in the Class of 2013 to commit to attending Ohio State, doing so on Jan. 11 ... a special mention Associated Press all-state pick as a senior, Worley led Glenville, coached by Ted Ginn, to an 8-2 record his senior season by recording 89 tackles with nine sacks, five interception returns for touchdowns and five forced fumbles ... for his career he had 161 tackles, 13 sacks, eight interceptions and seven forced fumbles ... a Top 25 senior prospect in Ohio (No. 20 by 247Sports and No. 25 by ESPN) ... Worley extended a streak of Glenville Tarblooders signing NLIs with Ohio State to 12 consecutive years ... 24 Tarblooders have become Buckeyes since 2002, including past greats like Super Bowl players Donte Whitner and Ted Ginn, 2006 Heisman Trophy winner Troy Smith and 2017 first-round NFL Draft pick Marshon Lattimore ... Worley is the son of Michelle Bandy and Chris Worley, Sr. ... he has two older sisters, Chrishelle and Christine, an older brother, Eric Smith, and a younger brother, Cahlied.



2 CHASE YOUNG
Defensive End
 6-5, 240
 Upper Marlboro, Md.
 DeMatha Catholic

Overview: Chase Young was a consensus 5-star prospect (Rivals, 247Sports and Scout) and one of the Top 10 players regardless of position in the nation, with Rivals and 247Sports each ranking him No. 8 overall ... considered one of the Top 2 defensive ends, with both 247Sports and Scout listing him No. 2 and Rivals and ESPN rating him No. 3 at the position ... the No. 1 player in the state of Maryland, Young helped DeMatha, coached by Elijah Brooks, win the 2016 state championship with a 12-0 record by recording 118 tackles and 37 tackles-for-loss, including 19 quarterback sacks ... he also forced five fumbles and had a strip sack fumble return touchdown and an interception return touchdown ... named the Washington Post's all-metropolitan defensive player of the year ... named a U.S. Army All-American and to the American Family Insurance all-USA Football Team ... played two seasons at DeMatha and team finished on a 17-game winning streak ... played two years at Pallotti High School in Laurel, Md., before transferring to DeMatha ... No. 36 on the PrepStar Top 150 Dream Team ... a finalist at The Opening this past summer in Beaverton, Ore. ... recorded 27 tackles for loss, including 19 quarterback sacks, in 2015 for DeMatha ... is the son of Carla and Greg Young.



WORLEY

WORLEY'S CAREER DEFENSIVE STATS								
Year	G-GS	UA	A	TOT	TFL	YDS	SK	PBU
2014	14-1	8	3	11	0	0	0	0
2015	12-0	13	4	17	1.5	4	1	0
2016	13-13	43	27	70	4.5	13	0	4
Totals	39-14	64	34	98	6.0	17	1	4

2016 SEASON IN REVIEW

11-2 OVERALL; 7-1 BIG TEN
BIG TEN EAST DIVISION CO-CHAMPION
COLLEGE FOOTBALL PLAYOFF SEMIFINALS

SCORE BY QUARTERS	1st	2nd	3rd	4th	OT	Total
Ohio State	102	170	134	86	20	512
Opponents	20	74	34	68	10	201



WEBER



BAKER

TEAM STATISTICS	OSU	OPP
SCORING	512	201
Points Per Game	39.4	15.5
Points Off Turnovers	110	17
FIRST DOWNS	312	200
Rushing	176	88
Passing	116	104
Penalty	20	8
RUSHING YARDAGE	3188	1619
Yards gained rushing	3455	2044
Yards lost rushing	267	425
Rushing Attempts	583	481
Average Per Rush	5.5	3.4
Average Per Game	245.2	124.5
TDs Rushing	33	8
PASSING YARDAGE	2781	2239
Comp-Att-Int	255-409-7	196-401-21
Average Per Pass	6.8	5.6
Average Per Catch	10.9	11.4
Average Per Game	213.9	172.2
TDs Passing	26	11
TOTAL OFFENSE	5969	3858
Total Plays	992	882
Average Per Play	6.0	4.4
Average Per Game	459.2	296.8
KICK RETURNS: #-Yards	28-682	52-984
PUNT RETURNS: #-Yards	27-131	14-55
INT RETURNS: #-Yards	21-443	7-209
KICK RETURN AVERAGE	24.4	18.9
PUNT RETURN AVERAGE	4.9	3.9
INT RETURN AVERAGE	21.1	29.9
FUMBLES-LOST	17-5	14-6
PENALTIES-Yards	82-658	59-536
Average Per Game	50.6	41.2
PUNTS-Yards	57-2614	83-3356
Average Per Punt	45.9	40.4
Net punt average	43.1	38.6
KICKOFFS-Yards	93-5617	50-2976
Average Per Kick	60.4	59.5
Net kick average	40.1	35.9
TIME OF POSSESSION/Game	33:05	26:49
3RD-DOWN Conversions	93/199	64/199
3rd-Down Pct	47%	32%
4TH-DOWN Conversions	13/21	8/23
4th-Down Pct	62%	35%
SACKS BY-Yards	28-202	28-150
MISC YARDS	-2	72
TOUCHDOWNS SCORED	66	22
FIELD GOALS-ATTEMPTS	17-22	16-19
ON-SIDE KICKS	0-0	0-0
RED-ZONE SCORES	(54-62) 87%	(29-40) 73%
RED-ZONE TOUCHDOWNS	(40-62) 65%	(15-40) 38%
PAT-ATTEMPTS	(63-65) 97%	(21-21) 100%
ATTENDANCE	750944	398193
Games/Avg Per Game	7/107278	5/79639
Neutral Site Games		1/71279

2016 GAME RESULTS / STATISTICS

DATE	OPPONENT	RESULT	SCORE	OVERALL	CONF.	TIME	ATTEND
Sep 03	BOWLING GREEN	W	77-10	1-0-0	0-0-0	3:29	107193
Sep 10	TULSA	W	48-3	2-0-0	0-0-0	4:18	104410
Sep 17	at #14 Oklahoma	W	45-24	3-0-0	0-0-0	3:33	87979
Oct 01	RUTGERS	W	58-0	4-0-0	1-0-0	3:07	105830
Oct 08	INDIANA	W	38-17	5-0-0	2-0-0	3:30	107420
Oct 15	at #8 Wisconsin	WOT	30-23	6-0-0	3-0-0	3:45	81541
Oct 22	at Penn State	L	21-24	6-1-0	3-1-0	3:32	107280
Oct 29	NORTHWESTERN	W	24-20	7-1-0	4-1-0	3:23	107296
Nov 05	#10 NEBRASKA	W	62-3	8-1-0	5-1-0	3:34	108750
Nov 12	at Maryland	W	62-3	9-1-0	6-1-0	3:22	48090
Nov 19	at Michigan State	W	17-16	10-1-0	7-1-0	3:21	73303
Nov 26	#3 MICHIGAN	WOT	30-27	11-1-0	8-1-0	3:51	110045
^Dec 31	vs #2 Clemson	L	0-31	11-2-0	8-1-0	3:23	71279

^Playstation Fiesta Bowl/CFP Semifinal

RUSHING	G	Att.	Gain	Loss	Net.	Avg.	TDs	Long	Avg/G
Weber, Mike	13	182	1119	23	1096	6.0	9	52	84.3
Barrett, J.T.	13	205	1017	172	845	4.1	9	41	65.0
Samuel, Curtis	13	97	807	36	771	7.9	8	74	59.3
McCall, Demario	6	49	273	3	270	5.5	3	39	45.0
Wilson, Dontre	12	16	83	5	78	4.9	1	21	6.5
Burrow, Joe	6	12	66	8	58	4.8	1	12	9.7
Campbell, Parris	13	4	54	0	54	13.5	1	24	4.2
Williams, Antonio	1	6	28	0	28	4.7	0	8	28.0
Dixon, Johnnie	7	1	5	0	5	5.0	1	5	0.7
Johnston, Cameron	13	1	3	0	3	3.0	0	3	0.2
TEAM	11	10	0	20	-20	-2.0	0	0	-1.8
Total	13	583	3455	267	3188	5.5	33	74	245.2
Opponents	13	481	2044	425	1619	3.4	8	68	124.5

PASSING	G	Effic	Cmp-Att-Int	Pct	Yds	TD	Lng	Avg/G
Barrett, J.T.	13	135.31	233-379-7	61.5	2555	24	79	196.5
Burrow, Joe	6	169.94	22-28-0	78.6	226	2	36	37.7
TEAM	11	0.00	0-2-0	0.0	0	0	0	0.0
Total	13	137.02	255-409-7	62.3	2781	26	79	213.9
Opponents	13	94.36	196-401-21	48.9	2239	11	64	172.2

RECEIVING	G	No.	Yds	Avg	TD	Long	Avg/G
Samuel, Curtis	13	74	865	11.7	7	79	66.5
Brown, Noah	13	32	402	12.6	7	37	30.9
Wilson, Dontre	12	27	352	13.0	5	43	29.3
Baugh, Marcus	13	24	269	11.2	2	29	20.7
Weber, Mike	13	23	91	4.0	0	15	7.0
Hill, K.J.	11	18	262	14.6	1	47	23.8
Campbell, Parris	13	13	121	9.3	0	16	9.3
McLaurin, Terry	13	11	114	10.4	2	19	8.8
Clark, James	13	6	47	7.8	0	12	3.6
Smith, Corey	8	6	34	5.7	0	18	4.2
Dixon, Johnnie	7	6	26	4.3	0	10	3.7
McCall, Demario	6	4	84	21.0	1	36	14.0
Victor, Binjimen	5	4	64	16.0	1	25	12.8
Alexander, A.J.	13	4	27	6.8	0	9	2.1
Mack, Austin	12	2	15	7.5	0	8	1.2
Stump, Alex	1	1	8	8.0	0	8	8.0
Total	13	255	2781	10.9	26	79	213.9
Opponents	13	196	2239	11.4	11	64	172.2



BROWN



BARRETT

2016 STATISTICS

SCORING	PATs								
	TDS	FGS	KICK	RUSH	RCV.	PASS	DXP	SAF.	PTS.
Durbin, Tyler	0	17-22	63-65	0-0	0	0-0	0	0	114
Samuel, Curtis	15	0-0	0-0	0-0	0	0-0	0	0	90
Weber, Mike	9	0-0	0-0	0-0	0	0-0	0	0	54
Barrett, J.T.	9	0-0	0-0	0-0	0	0-0	0	0	54
Brown, Noah	7	0-0	0-0	0-0	0	0-0	0	0	42
Wilson, Dontre	6	0-0	0-0	0-0	0	0-0	0	0	36
McCall, Demario	4	0-0	0-0	0-0	0	0-0	0	0	24
Hooker, Malik	3	0-0	0-0	0-0	0	0-0	0	0	18
McLaurin, Terry	2	0-0	0-0	0-0	0	0-0	0	0	12
Baugh, Marcus	2	0-0	0-0	0-0	0	0-0	0	0	12
Burrow, Joe	1	0-0	0-0	0-0	0	0-0	0	0	6
Dixon, Johnnie	1	0-0	0-0	0-0	0	0-0	0	0	6
Victor, Binjimen	1	0-0	0-0	0-0	0	0-0	0	0	6
Hill, K.J.	1	0-0	0-0	0-0	0	0-0	0	0	6
Burns, Rodjay	1	0-0	0-0	0-0	0	0-0	0	0	6
Webb, Damon	1	0-0	0-0	0-0	0	0-0	0	0	6
Lattimore, Marshon	1	0-0	0-0	0-0	0	0-0	0	0	6
Campbell, Parris	1	0-0	0-0	0-0	0	0-0	0	0	6
Baker, Jerome	1	0-0	0-0	0-0	0	0-0	0	0	6
TEAM	0	0-0	0-0	0-0	0	0-0	0	1	2
Total	66	17-22	63-65	0-0	0	0-0	0	1	512
Opponents	22	16-19	21-21	0-0	0	0-1	0	0	201

TOTAL OFFENSE	G	Plays	Rush	Pass	Total	Avg/G
Barrett, J.T.	13	584	845	2555	3400	261.5
Weber, Mike	13	182	1096	0	1096	84.3
Samuel, Curtis	13	97	771	0	771	59.3
Burrow, Joe	6	40	58	226	284	47.3
McCall, Demario	6	49	270	0	270	45.0
Wilson, Dontre	12	16	78	0	78	6.5
Campbell, Parris	13	4	54	0	54	4.2
Williams, Antonio	1	6	28	0	28	28.0
Dixon, Johnnie	7	1	5	0	5	0.7
Johnston, Cameron	13	1	3	0	3	0.2
TEAM	11	12	-20	0	-20	-1.8
Total	13	992	3188	2781	5969	459.2
Opponents	13	882	1619	2239	3858	296.8

FIELD GOALS	FGM-FGA	Pct	01-19	20-29	30-39	40-49	50-99	Lg	Blk
Durbin, Tyler	17-22	77.3	0-0	6-7	9-10	2-5	0-0	45	1

PUNTING	No.	Yds	Avg	Long	TB	FC	I20	50+	Blkd
Johnston, Cameron	56	2614	46.7	70	5	24	26	19	0
TEAM	1	0	0.0	0	0	0	0	0	1
Total	57	2614	45.9	70	5	24	26	19	1
Opponents	83	3356	40.4	67	1	23	26	11	0

KICKOFFS	No.	Yds	Avg	TB	OB	Retn	Net	YdLn
Durbin, Tyler	93	5617	60.4	36	4	984	40.1	24
Total	93	5617	60.4	36	4	984	40.1	24
Opponents	50	2976	59.5	20	0	682	35.9	29

PUNT RETURNS	No.	Yds	Avg	TD	Long
Wilson, Dontre	17	107	6.3	0	27
Samuel, Curtis	6	19	3.2	0	12
McCall, Demario	3	14	4.7	0	15
Smith, Corey	1	-9	-9.0	0	0
Total	27	131	4.9	0	27
Opponents	14	55	3.9	0	16

INTERCEPTIONS	No.	Yds	Avg	TD	Long
Hooker, Malik	7	181	25.9	3	48
Lattimore, Marshon	4	61	15.2	1	40
Conley, Gareon	4	0	0.0	0	0
Baker, Jerome	2	90	45.0	1	68
Burns, Rodjay	1	75	75.0	1	75
Worley, Chris	1	0	0.0	0	0
Webb, Damon	1	36	36.0	1	36
Arnette, Damon	1	0	0.0	0	0
Total	21	443	21.1	7	75
Opponents	7	209	29.9	1	86

KICK RETURNS	No.	Yds	Avg	TD	Long
Campbell, Parris	21	584	27.8	0	91
Wilson, Dontre	3	62	20.7	0	25
Alexander, A.J.	2	17	8.5	0	17
Hill, K.J.	1	6	6.0	0	6
Burger, Joe	1	13	13.0	0	13
Total	28	682	24.4	0	91
Opponents	52	984	18.9	1	97

FUMBLE RETURNS	No.	Yds	Avg	TD	Long
Alabi, Joshua	1	0	0.0	0	0
Baker, Jerome	1	13	13.0	0	13
Holmes, Jalyn	1	2	2.0	0	2
Total	3	15	5.0	0	13
Opponents	0	-9	0.0	1	0

FG SEQUENCE	Ohio State	OPPONENTS
Bowling Green	-	(33)
Tulsa	(29), (22)	(37)
Oklahoma	(31)	27, (26)
Rutgers	(33)	-
Indiana	(37)	(22)
Wisconsin	(25), (40), (31)	(46), (32), (22)
Penn State	(33), (30), 45	39, (34)
Northwestern	(35)	(23), (33)
Nebraska	(28), (28)	(20)
Maryland	(45), (34)	(23)
Michigan State	(39)	(28)
Michigan	37, 21, (23)	(28), (37)
Clemson	47, 47	(45), 31

Numbers in (parentheses) indicate field goal was made.

2016 STATISTICS

ALL PURPOSE YARDS	G	RUSH	REC	PR	KOR	IR	TOTAL	AVG/G
Samuel, Curtis.....	13	771	865	19	0	0	1655	127.3
Weber, Mike.....	13	1096	91	0	0	0	1187	91.3
Barrett, J.T.....	13	845	0	0	0	0	845	65.0
Campbell, Parris.....	13	54	121	0	584	0	759	58.4
Wilson, Dontre.....	12	78	352	107	62	0	599	49.9
Brown, Noah.....	13	0	402	0	0	0	402	30.9
McCall, Demario.....	6	270	84	14	0	0	368	61.3
Baugh, Marcus.....	13	0	269	0	0	0	269	20.7
Hill, K.J.....	11	0	262	0	6	0	268	24.4
Hooker, Malik.....	13	0	0	0	0	181	181	13.9
McLaurin, Terry.....	13	0	114	0	0	0	114	8.8
Baker, Jerome.....	13	0	0	0	0	90	90	6.9
Burns, Rodjay.....	7	0	0	0	0	75	75	10.7
Victor, Binjimen.....	5	0	64	0	0	0	64	12.8
Lattimore, Marshon.....	13	0	0	0	0	61	61	4.7
Burrow, Joe.....	6	58	0	0	0	0	58	9.7
Clark, James.....	13	0	47	0	0	0	47	3.6
Alexander, A.J.....	13	0	27	0	17	0	44	3.4
Webb, Damon.....	13	0	0	0	0	36	36	2.8
Dixon, Johnnie.....	7	5	26	0	0	0	31	4.4
Williams, Antonio.....	1	28	0	0	0	0	28	28.0
Smith, Corey.....	8	0	34	-9	0	0	25	3.1
Mack, Austin.....	12	0	15	0	0	0	15	1.2
Burger, Joe.....	13	0	0	0	13	0	13	1.0
Stump, Alex.....	1	0	8	0	0	0	8	8.0
Johnston, Cameron.....	13	3	0	0	0	0	3	0.2
TEAM.....	13	-20	0	0	0	0	-20	-1.8
Total.....	13	3188	2781	131	682	443	7225	555.8
Opponents.....	13	1619	2239	55	984	209	5106	392.8



SAMUEL



CAMPBELL

2016 STATISTICS

DEFENSIVE LEADERS	GP	TACKLES				SACKS	PASS DEFENSE			FUMBLES		BLKD	
		Solo	Ast	Total	TFL/YDS	No-Yards	Int-Yds	PBU	QBH	Rcv-Yds	FF	Kick	Saf
McMillan, Raekwon	13	49	53	102	7.0-20	2.0-12	.	4	2	.	2	.	.
Baker, Jerome	13	45	38	83	9.5-42	3.5-26	2-90	.	.	1-13	.	.	.
Hooker, Malik	13	43	31	74	5.5-22	0.5-7	7-181	4
Worley, Chris	13	43	27	70	4.5-13	.	1-0	4	2	.	1	.	.
Webb, Damon	13	32	25	57	2.0-9	.	1-36	3
Jones, Dre'mont	13	22	30	52	4.0-13	.	.	.	1
Hubbard, Sam	13	21	25	46	8.0-42	3.5-31	.	2	4
Lattimore, Marshon	13	30	11	41	1.0-1	.	4-61	9
Holmes, Jalyn	13	12	21	33	8.5-32	2.0-19	.	1	3	2-2	1	.	.
Bosa, Nick	13	17	12	29	7.0-36	5.0-32	.	.	3
Lewis, Tyquan	13	17	12	29	10.5-61	8.0-55	.	2	5	.	3	.	.
Conley, Gareon	13	21	5	26	.	.	4-0	8
Ward, Denzel	13	12	11	23	.	.	.	9
Arnette, Damon	13	11	10	21	.	.	1-0
Hill, Michael	13	9	12	21	3.0-6
Landers, Robert	13	11	5	16	7.5-27	1.0-7	.	.	1
Smith, Erick	12	9	7	16	1.0-2	.	.	1
Burger, Joe	13	5	9	14	0.5-1	.	.	2
Harrison, Malik	11	10	3	13	1.0-3	1.0-3
Fuller, Jordan	12	7	4	11
Hamilton, Davon	13	5	5	10	2.5-9	0.5-5	.	.	.	1-0	.	.	.
Fada, Craig	13	3	7	10	0.5-1
Norwood, Joshua	11	5	3	8	1.0-8	.	.	1
Goins, Elijiah	11	3	4	7
Berry, Rashod	10	4	3	7
Glover-Williams, E.	13	6	1	7
Cooper, Jonathon	6	2	4	6	1.0-5	1.0-5
Campbell, Parris	13	5	1	6
Durbin, Tyler	13	3	2	5
McLaurin, Terry	13	5	.	5	1-0	.	.	.
Hilliard, Justin	3	2	2	4
Cornell, Jashon	5	2	2	4	1.5-4
Jones, Keandre	6	1	3	4
Mack, Austin	12	1	2	3
Conner, Nick	3	.	3	3
Alabi, Joshua	5	2	.	2	1-0	.	.	.
Clark, James	13	1	1	2
Booker, Dante	3	2	.	2
TEAM	11	1	.	1	1	1
Weber, Mike	13	1	.	1
Jones, Jamarco	13	1	.	1
Burns, Rodjay	7	1	.	1	.	.	1-75
Turnure, Zach	10	1	.	1
Samuel, Curtis	13	1	.	1
Total	13	484	394	878	87-357	28-202	21-443	50	21	6-15	7	1	1
Opponents	13	550	474	1024	66.0-251	28-150	7-209	50	18	5-9	8	2	-

2016 STATISTICS

TACKLES FOR LOSS	UA-A	TOT	BGSU	TULSA	OU	RU	IND	WIS	PSU	NU	NEB	MD	MSU	MICH	CLEM
Lewis, Tyquan	9-3	10.5	0.5-0	1.0-7	-	1.0-6	2.0-3	1.0-11	-	1.0-8	-	2.0-12	1.5-10	-	0.5-4
Baker, Jerome	8-3	9.5	-	-	1.5-7	-	2.0-4	1.5-5	1.0-2	-	-	1.0-9	0.5-4	1.0-10	1.0-1
Holmes, Jalyn	4-9	8.5	0.5-5	1.0-1	1.0-7	0.5-0	0.5-2	2.0-9	0.5-5	0.5-1	0.5-1	-	1.0-1	0.5-0	-
Hubbard, Sam	5-6	8.0	-	2.0-15	0.5-6	-	-	2.0-9	-	-	1.5-2	-	0.5-3	0.5-3	1.0-4
Landers, Robert	7-1	7.5	1.0-5	2.0-11	-	2.0-8	2.0-3	-	-	-	0.5-0	-	-	-	-
Bosa, Nick	5-4	7.0	1.0-13	-	0.5-1	1.0-5	1.5-3	1.0-7	1.0-1	-	-	-	-	1.0-6	-
McMillan, R.	4-6	7.0	-	-	1.5-1	0.5-1	0.5-1	-	-	-	-	2.0-4	-	0.5-1	2.0-12
Hooker, Malik	3-5	5.5	-	-	1.5-8	-	-	0.5-1	2.0-10	0.5-1	-	-	-	0.5-2	0.5-0
Worley, Chris	3-3	4.5	-	-	0.5-0	1.0-2	-	-	-	-	1.0-6	1.0-4	1.0-1	-	-
Jones, Dre'mont	4-0	4.0	-	-	-	-	-	-	-	1.0-4	-	1.0-3	-	1.0-4	1.0-2
Hill, Michael	2-2	3.0	-	-	-	-	0.5-1	-	-	1.0-3	1.5-2	-	-	-	-
Hamilton, Davon	2-1	2.5	0.5-5	-	-	-	-	-	1.0-2	-	-	1.0-2	-	-	-
Webb, Damon	1-2	2.0	-	-	-	-	-	-	0.5-5	-	-	-	1.5-4	-	-
Cornell, Jashon	1-1	1.5	-	DNP	DNP	0.5-1	DNP	DNP	DNP	DNP	-	1.0-3	DNP	DNP	-
Smith, Erick	1-0	1.0	1.0-2	-	-	-	-	-	-	-	-	-	-	-	DNP
Lattimore, M	1-0	1.0	-	-	-	-	-	-	-	-	-	-	-	-	1.0-1
Norwood, Joshua	1-0	1.0	-	-	-	-	-	-	-	-	-	1.0-8	DNP	-	DNP
Cooper, J.	1-0	1.0	-	-	DNP	-	DNP	DNP	DNP	DNP	-	1.0-5	DNP	DNP	-
Harrison, Malik	1-0	1.0	-	-	DNP	-	-	-	-	-	-	1.0-3	-	-	DNP
Burger, Joe	0-1	0.5	0.5-1	-	-	-	-	-	-	-	-	-	-	-	-
Fada, Craig	0-1	0.5	-	-	-	0.5-1	-	-	-	-	-	-	-	-	-

SACKS	UA-A	TOT	BGSU	TLG	OU	RU	IND	WIS	PSU	NU	NEB	UMD	MSU	MICH	CLEM
Lewis, Tyquan	7-2	8.0	-	1.0-7	-	1.0-6	1.0-2	1.0-11	-	1.0-8	-	1.0-7	1.5-10	-	0.5-4
Bosa, Nick	5-0	5.0	1.0-13	-	-	1.0-5	-	1.0-7	1.0-1	-	-	-	-	1.0-6	-
Baker, Jerome	3-1	3.5	-	-	1.5-7	-	-	-	-	-	-	1.0-9	-	1.0-10	-
Hubbard, Sam	2-3	3.5	-	1.0-11	0.5-6	-	-	1.0-8	-	-	-	-	0.5-3	-	0.5-3
Holmes, Jalyn	1-2	2.0	0.5-5	-	0.5-6	-	-	1.0-8	-	-	-	-	-	-	-
McMillan, R	2-0	2.0	-	-	-	-	-	-	-	-	-	1.0-2	-	-	1.0-10
Landers, Robert	1-0	1.0	-	-	-	1.0-7	-	-	-	-	-	-	-	-	-
Harrison, Malik	1-0	1.0	-	-	DNP	-	-	-	-	-	-	1.0-3	-	-	DNP
Cooper, J.	1-0	1.0	-	-	DNP	-	DNP	DNP	DNP	DNP	-	1.0-5	DNP	DNP	-
Hooker, Malik	0-1	0.5	-	-	0.5-7	-	-	-	-	-	-	-	-	-	-
Hamilton, Davon	0-1	0.5	0.5-5	-	-	-	-	-	-	-	-	-	-	-	-



LEWIS

2016 STATISTICS

TOTAL TACKLES	UA-A	TOT	BGSU	TULSA	OU	RU	IND	WIS	PSU	NU	NEB	MD	MSU	MICH	CLEM
McMillan, R.	49-53	102	2-2	6-2	0-8	1-6	3-3	1-2	5-1	3-6	2-1	6-4	1-6	7-9	12-3
Baker, Jerome	45-38	83	2-0	4-1	2-5	0-1	7-4	8-5	2-2	1-4	2-1	4-3	3-3	7-8	3-1
Hooker, Malik	43-31	74	4-0	2-2	6-2	2-1	3-1	3-3	2-5	6-8	3-0	1-1	3-2	3-4	5-2
Worley, Chris	43-27	70	3-1	3-1	4-6	0-3	0-2	6-1	0-1	3-0	4-0	2-2	5-2	5-6	8-2
Webb, Damon	32-25	57	1-1	1-0	6-2	2-0	3-2	3-3	0-2	3-4	2-1	4-1	2-5	2-3	3-1
Jones, Dre'mont	22-30	52	-	0-2	1-0	1-5	4-3	2-6	0-3	4-2	1-2	1-0	1-2	3-4	4-1
Hubbard, Sam	21-25	46	1-0	3-3	0-2	1-0	1-1	3-2	4-2	0-2	3-2	0-2	1-2	1-5	3-2
Lattimore, M.	30-11	41	-	2-1	3-2	1-0	5-1	7-2	1-2	1-0	-	2-1	0-2	5-0	3-0
Holmes, Jalyn	12-21	33	0-2	2-2	0-3	1-2	2-1	2-0	2-2	0-2	0-1	1-1	2-3	0-2	-
Lewis, Tyquan	17-12	29	0-1	2-2	1-1	1-0	5-0	1-1	2-1	1-0	0-1	2-2	2-1	-	0-2
Bosa, Nick	17-12	29	3-1	-	0-1	4-0	1-3	1-1	1-1	1-1	-	1-0	1-2	1-1	3-1
Conley, Gareon	21-5	26	2-0	3-0	1-0	2-0	-	2-1	1-1	2-1	1-0	1-0	0-1	1-0	5-1
Ward, Denzel	12-11	23	2-0	-	3-1	-	1-0	-	0-2	1-3	2-1	-	1-2	1-2	1-0
Hill, Michael	9-12	21	-	0-3	2-0	1-2	0-2	0-1	0-1	1-0	1-1	2-1	0-1	-	2-0
Arnette, Damon	11-10	21	1-0	-	0-1	1-1	1-0	0-1	2-1	2-2	0-2	2-2	-	1-0	1-0
Smith, Erick	9-7	16	4-0	1-1	1-0	-	-	-	1-0	-	1-3	1-1	0-1	0-1	DNP
Landers, Robert	11-5	16	1-0	4-0	1-0	2-0	2-1	1-1	-	0-1	0-1	-	0-1	-	-
Burger, Joe	5-9	14	1-3	0-2	-	-	1-0	-	1-1	-	-	0-2	-	0-1	2-0
Harrison, Malik	10-3	13	3-1	-	DNP	3-0	1-0	-	-	-	0-1	3-1	-	-	DNP
Fuller, Jordan	7-4	11	2-0	-	-	1-0	1-0	0-1	-	-	2-3	-	DNP	-	1-0
Hamilton, Davon	5-5	10	0-1	0-1	1-2	-	-	-	1-0	1-0	0-1	1-0	-	-	1-0
Fada, Craig	3-7	10	0-2	0-1	-	0-2	-	-	-	-	1-1	1-1	1-0	-	-
Norwood, Joshua	5-3	8	-	2-0	-	-	1-0	-	0-1	-	-	2-1	DNP	0-1	DNP
Berry, Rashod	4-3	7	0-1	1-1	-	1-1	-	1-0	-	DNP	1-0	-	DNP	DNP	-
Glover-Williams	6-1	7	1-0	-	1-0	0-1	-	2-0	1-0	1-0	-	-	-	-	-
Goins, Eljaah	3-4	7	-	-	-	-	DNP	0-1	1-0	-	0-3	1-0	-	1-0	DNP
Cooper, J.	2-4	6	-	0-1	DNP	1-0	DNP	DNP	DNP	DNP	0-2	1-1	DNP	DNP	-
Campbell, P.	5-1	6	-	2-0	-	1-1	1-0	-	-	-	-	-	-	1-0	-
Durbin, Tyler	3-2	5	3-0	-	-	-	-	-	-	-	0-1	-	-	0-1	-
McLaurin, Terry	5-0	5	-	-	-	-	1-0	-	-	-	-	1-0	2-0	1-0	-
Cornell, Jashon	2-2	4	0-1	DNP	DNP	1-1	DNP	DNP	DNP	DNP	-	1-0	DNP	DNP	-
Hilliard, J.	2-2	4	2-2	-	-	DNP	DNP	DNP	DNP	DNP	DNP	DNP	DNP	DNP	DNP
Jones, Keandre	1-3	4	0-2	-	DNP	-	DNP	DNP	DNP	DNP	DNP	1-1	-	DNP	-
Mack, Austin	1-2	3	-	-	-	0-1	-	-	-	-	0-1	1-0	-	-	DNP
Conner, Nick	0-3	3	0-3	DNP	DNP	DNP	DNP	DNP	DNP	DNP	-	-	DNP	DNP	DNP
Clark, James	1-1	2	-	-	-	-	-	-	0-1	-	-	-	-	-	1-0
Alabi, Joshua	2-0	2	-	1-0	DNP	-	DNP	DNP	DNP	DNP	-	1-0	DNP	DNP	DNP
Booker, Dante	2-0	2	2-0	DNP	DNP	DNP	DNP	DNP	DNP	-	DNP	-	DNP	DNP	DNP
Turnure, Zach	1-0	1	-	-	-	-	-	-	-	-	DNP	DNP	DNP	-	1-0
Burns, Rodjay	1-0	1	-	-	-	1-0	DNP	DNP	DNP	DNP	-	-	-	DNP	DNP
Jones, Jamarco	1-0	1	-	-	-	-	-	-	-	-	-	-	-	-	1-0
Weber, Mike	1-0	1	-	-	-	-	-	-	-	-	-	-	-	-	1-0
TEAM	1-0	1	-	1-0	-	-	-	-	-	-	-	-	-	-	-
Samuel, Curtis	1-0	1	-	-	-	-	-	-	-	-	-	-	1-0	-	-

2016 STATISTICS

PASSING

Barrett, J.T.	Att	Comp	Int	Pct	Yards	TD	Long	Sack	Yds	Effic
Bowling Green	31	21	1	67.7	349	6	79	0	0	219.7
Tulsa	22	14	0	63.6	149	0	26	1	4	120.5
Oklahoma	20	14	0	70.0	152	4	37	1	8	199.8
Rutgers	29	21	1	72.4	238	4	24	0	0	180.0
Indiana	21	9	1	42.9	93	1	37	1	1	86.2
Wisconsin	29	17	1	58.6	226	1	43	2	12	128.6
Penn State	43	28	0	65.1	245	1	34	6	38	120.7
Northwestern	32	21	0	65.6	223	0	34	1	6	124.2
Nebraska	38	26	0	68.4	290	4	75	0	0	167.3
Maryland	27	18	0	66.7	253	2	36	1	7	169.8
Michigan State	22	10	0	45.5	86	1	24	3	19	93.3
Michigan	32	15	1	46.9	124	0	16	8	27	73.2
Clemson	33	19	2	57.6	127	0	21	3	23	77.8
TOTALS	379	233	7	61.5	2555	24	79	27	145	135.3

Burrow, Joe	Att	Comp	Int	Pct	Yards	TD	Long	Sack	Yds	Effic
Bowling Green	8	6	0	75.0	68	1	36	0	0	187.6
Rutgers	5	4	0	80.0	21	0	8	0	0	115.3
Nebraska	6	6	0	100.0	62	0	26	0	0	186.8
Maryland	9	6	0	66.7	75	1	28	1	5	173.3
TOTALS	28	22	0	78.6	226	2	36	1	5	169.9

TEAM	Att	Comp	Int	Pct	Yards	TD	Long	Sack	Yds	Effic
Rutgers	2	0	0	0.0	0	0	0	0	0	0.0
TOTALS	2	0	0	0.0	0	0	0	0	0	0.0



BARRETT

2016 STATISTICS

RUSHING	No-Yds/TD	BGSU	TULSA	OU	RU	IND	WIS	PSU	NU	NEB	MD	MSU	MICH	CLEM
Weber, Mike	182-1096/9	19-136/0	17-92/1	18-123/0	14-144/1	15-71/2	11-46/0	21-71/0	14-87/2	11-72/1	12-93/0	14-111/1	11-26/1	5-24/0
Barrett, J.T.	205-845/9	6-30/1	16-55/2	17-74/0	5-46/0	26-137/1	21-92/2	17-26/0	13-71/0	8-39/0	11-47/2	24-105/0	30-125/1	11-2/0
Samuel, Curtis	97-771/8	13-84/1	8-78/0	11-98/1	9-68/0	9-82/1	12-46/0	2-71/1	7-31/1	5-41/0	4-38/2	4-13/0	7-54/1	6-67/0
McCall, Demario	49-270/3	8-54/1	2-5/0	DNP	10-85/1	DNP	DNP	DNP	DNP	16-73/0	13-53/1	-	DNP	DNP
Wilson, Dontre	16-78/1	5-36/0	3-30/1	-	3-8/0	-	1-1/0	-	3--2/0	-	1-5/0	-	-	DNP
Burrow, Joe	12-58/1	4-19/0	1-10/0	DNP	4-21/0	DNP	DNP	DNP	DNP	2-13/1	1-5/0	-	DNP	DNP
Campbell, P	4-54/1	-	-	-	1-5/1	-	-	-	2-27/0	-	1-22/0	-	-	-
Williams, A	6-28/0	DNP	DNP	DNP	6-28/0	DNP	DNP	DNP	DNP	DNP	DNP	DNP	DNP	DNP
Dixon, Johnnie	1-5/1	-	-	-	1-5/1	-	-	DNP	DNP	DNP	-	DNP	DNP	DNP
Johnston, C	1-3/0	-	-	-	-	-	-	-	-	-	-	-	1-3/0	-
TEAM	10--20/0	DNP	1--2/0	2--4/0	-	-	DNP	-	2--6/0	-	-	3--5/0	1--2/0	1--1/0
RECEIVING	No-Yds/TD	BGSU	TULSA	OU	RU	IND	WIS	PSU	NU	NEB	MD	MSU	MICH	CLEM
Samuel, Curtis	74-865/7	9-177/2	5-62/0	2-20/0	7-86/1	-	6-58/0	8-68/0	7-68/0	8-137/2	5-74/1	4-40/1	4-32/0	9-43/0
Brown, Noah	32-402/7	3-46/1	1-16/0	5-72/4	1-15/0	2-16/0	4-48/1	3-45/0	5-51/0	2-14/1	1-22/0	-	3-40/0	2-17/0
Wilson, Dontre	27-352/5	3-37/2	3-38/0	2-19/0	4-53/1	3-42/1	1-43/0	2-16/0	1-4/0	4-44/0	3-47/1	-	1-9/0	DNP
Baugh, Marcus	24-269/2	4-30/0	-	-	1-16/1	1-25/0	1-29/0	5-55/1	1-13/0	4-35/0	2-19/0	2-20/0	3-27/0	-
Hill, K.J.	18-262/1	2-58/1	-	-	DNP	DNP	1-10/0	-	1-34/0	5-66/0	5-62/0	1-5/0	2-19/0	1-8/0
Campbell, P	13-121/0	-	1-5/0	1-16/0	4-36/0	-	2-18/0	1-6/0	1-15/0	-	1-13/0	2-12/0	-	-
McLaurin, Terry	11-114/2	1-12/0	3-28/0	1-10/0	1-14/1	-	1-8/0	1-19/0	1-9/0	1-7/1	-	-	-	1-7/0
Weber, Mike	23-91/0	-	1-0/0	1-6/0	1-3/0	3-10/0	-	8-36/0	3-20/0	1-15/0	-	-	2--3/0	3-4/0
McCall, Demario	4-84/1	1-36/1	-	DNP	-	DNP	DNP	DNP	DNP	-	3-48/0	-	DNP	DNP
Victor, B	4-64/1	DNP	DNP	DNP	1-7/0	-	DNP	DNP	DNP	-	2-36/1	DNP	DNP	1-21/0
Clark, James	6-47/0	-	-	2-9/0	1-8/0	-	1-12/0	-	1-9/0	-	-	1-9/0	-	-
Smith, Corey	6-34/0	-	-	-	-	DNP	DNP	DNP	DNP	3-2/0	1-5/0	DNP	-	2-27/0
Alexander, A.J.	4-27/0	1-3/0	-	-	-	-	-	-	-	3-24/0	-	-	-	-
Dixon, Johnnie	6-26/0	3-18/0	-	-	2-6/0	-	-	DNP	DNP	DNP	1-2/0	DNP	DNP	DNP
Mack, Austin	2-15/0	-	-	-	1-7/0	-	-	-	-	1-8/0	-	-	-	DNP
Stump, Alex	1-8/0	DNP	DNP	DNP	1-8/0	DNP	DNP	DNP	DNP	DNP	DNP	DNP	DNP	DNP
PUNT RETURNS	No-Yds	BGSU	TULSA	OU	RU	IND	WIS	PSU	NU	NEB	MD	MSU	MICH	CLEM
Wilson, Dontre	17-107	2-11	3-45	1-0	3-37	1-3	3-10	2--4	1-7	1--2	-	-	-	DNP
Samuel, Curtis	6-19	-	-	-	-	-	-	-	-	1-5	1-11	2-12	1-2	1-1
McCall, Demario	3-14	-	-	DNP	2--1	DNP	DNP	DNP	DNP	1-15	-	-	DNP	DNP
Smith, Corey	1--9	1--9	-	-	-	DNP	DNP	DNP	DNP	-	-	DNP	-	-
KICK RETURNS	No-Yds	BGSU	TULSA	OU	RU	IND	WIS	PSU	NU	NEB	MD	MSU	MICH	CLEM
Campbell, P	21-584	-	-	1-42	1-17	4-149	2-31	4-67	1-20	1-39	2-58	2-56	-	3-105
Wilson, Dontre	3-62	1-17	1-25	1-20	-	-	-	-	-	-	-	-	-	DNP
Alexander, A.J.	2-17	-	-	-	-	-	-	-	-	-	-	1-0	-	1-17
Burger, Joe	1-13	-	-	-	-	-	-	1-13	-	-	-	-	-	-
Hill, K.J.	1-6	-	-	-	DNP	DNP	-	-	-	-	-	-	-	1-6
INT. RETURNS	No-Yds	BGSU	TULSA	OU	RU	IND	WIS	PSU	NU	NEB	MD	MSU	MICH	CLEM
Hooker, Malik	7-181	2-44	1-26	-	-	1-47	-	-	-	1-48	-	-	1-16	1-0
Conley, Gareon	4-0	-	1-0	-	-	-	1-0	-	-	-	-	1-0	-	1-0
Lattimore, M	4-61	-	2-40	1-21	-	-	-	-	-	-	1-0	-	-	-
Baker, Jerome	2-90	-	-	1-68	-	-	-	-	-	-	-	-	1-22	-
Arnette, Damon	1-0	-	-	-	-	-	-	-	1-0	-	-	-	-	-
Burns, Rodjay	1-75	1-75	-	-	-	DNP	DNP	DNP	DNP	-	-	-	DNP	DNP
Webb, Damon	1-36	-	-	-	-	-	-	-	-	1-36	-	-	-	-
Worley, Chris	1-0	-	-	-	-	-	-	-	-	-	-	1-0	-	-
FUMBLE RETURNS	No-Yds	BGSU	TULSA	OU	RU	IND	WIS	PSU	NU	NEB	MD	MSU	MICH	CLEM
Baker, Jerome	1-13	-	1-13	-	-	-	-	-	-	-	-	-	-	-
Holmes, Jalyn	1-2	-	-	-	-	-	-	-	-	-	1-2	-	-	-
Alabi, Joshua	1-0	-	1-0	DNP	-	DNP	DNP	DNP	DNP	-	-	DNP	DNP	DNP

2016 STATISTICS / GAME-BY-GAME STARTERS

FUMBLES	No-Lost	BGSU	TULSA	OU	RU	IND	WIS	PSU	NU	NEB	MD	MSU	MICH	CLEM
Wilson, Dontre	5-1	1-0	-	-	-	-	1-0	1-0	-	1-1	1-0	-	-	DNP
Weber, Mike	4-2	-	-	-	-	-	-	1-0	-	-	-	1-1	-	2-1
Barrett, J.T.	4-2	-	1-1	1-0	-	1-1	1-0	-	-	-	-	-	-	-
Samuel, Curtis	2-0	-	-	-	-	1-0	-	-	-	-	-	1-0	-	-
Burrow, Joe	1-0	1-0	-	DNP	-	DNP	DNP	DNP	DNP	-	-	-	DNP	DNP
Smith, Corey	1-0	1-0	-	-	-	DNP	DNP	DNP	DNP	-	-	DNP	-	-

FUMBLES FORCED	No.	BGSU	TULSA	OU	RU	IND	WIS	PSU	NU	NEB	MD	MSU	MICH	CLEM
Lewis, Tyquan	3	-	1	-	-	1	-	-	-	-	-	1	-	-
McMillan, R	2	-	1	-	-	-	-	-	-	-	1	-	-	-
Worley, Chris	1	-	-	-	-	-	1	-	-	-	-	-	-	-
Holmes, Jalyn	1	-	-	-	-	1	-	-	-	-	-	-	-	-

FUMBLES RECOVERED	No.	BGSU	TULSA	OU	RU	IND	WIS	PSU	NU	NEB	MD	MSU	MICH	CLEM
Holmes, Jalyn	2	-	-	-	-	1	-	-	-	-	1	-	-	-
Alabi, Joshua	1	-	1	DNP	-	DNP	DNP	DNP	DNP	-	-	DNP	DNP	DNP
Hamilton, Davon	1	-	-	-	-	-	-	-	-	-	-	-	1	-
Baker, Jerome	1	-	1	-	-	-	-	-	-	-	-	-	-	-
McLaurin, Terry	1	-	-	-	-	-	-	1	-	-	-	-	-	-

Offense	LT	LG	C	RG	RT	TE	QB	RB	WR	WR	WR/HB/TE
Bowling Green	Jones	Jordan	Elflein	Price	Prince	Baugh	Barrett	Weber	Brown	Campbell	Samuel
Tulsa	Jones	Jordan	Elflein	Price	Prince	Baugh	Barrett	Weber	Brown	Campbell	Samuel
at Oklahoma	Jones	Jordan	Elflein	Price	Prince	Baugh	Barrett	Weber	Brown	Campbell	Samuel
Rutgers	Jones	Jordan	Elflein	Price	Prince	Baugh	Barrett	Weber	Brown	Campbell	Samuel
Indiana	Jones	Jordan	Elflein	Price	Prince	Baugh	Barrett	Weber	Brown	Campbell	Samuel
at Wisconsin	Jones	Jordan	Elflein	Price	Prince	Baugh	Barrett	Samuel	Brown	McLaurin	Wilson
at Penn State	Jones	Jordan	Elflein	Price	Prince	Baugh	Barrett	Weber	Brown	Campbell	Alexander
Northwestern	Jones	Jordan	Elflein	Price	Prince	Baugh	Barrett	Weber	Brown	Campbell	Samuel
Nebraska	Jones	Jordan	Elflein	Price	Prince	Baugh	Barrett	Weber	Brown	Campbell	Samuel
at Maryland	Jones	Jordan	Elflein	Price	Prince	Baugh	Barrett	Samuel	Brown	McLaurin	Wilson
at Michigan State	Jones	Jordan	Elflein	Price	Prince	Baugh	Barrett	Weber	Brown	McLaurin	Samuel
Michigan	Jones	Jordan	Elflein	Price	Prince	Baugh	Barrett	Weber	Brown	Campbell	Samuel
vs. Clemson	Jones	Jordan	Elflein	Price	Prince	Baugh	Barrett	Weber	Brown	McLaurin	Samuel

Defense	DE	DT	DT	DE	LB	LB	LB/DB	CB	S	S	CB
Bowling Green	Hubbard	Sprinkle	Hill	Lewis	Booker	McMillan	Worley	Conley	Hooker	Webb	Lattimore
Tulsa	Hubbard	Jones	Hill	Lewis	Baker	McMillan	Worley	Conley	Hooker	Webb	Lattimore
at Oklahoma	Hubbard	Jones	Hill	Lewis	Baker	McMillan	Worley	Conley	Hooker	Webb	Lattimore
Rutgers	Hubbard	Jones	Hill	Lewis	Baker	McMillan	Worley	Conley	Hooker	Webb	Lattimore
Indiana	Hubbard	Jones	Hill	Lewis	Baker	McMillan	Worley	Conley	Hooker	Webb	Lattimore
at Wisconsin	Hubbard	Jones	Hill	Lewis	Baker	McMillan	Worley	Conley	Hooker	Webb	Lattimore
at Penn State	Hubbard	Jones	Hill	Lewis	Baker	McMillan	Worley	Conley	Hooker	Webb	Lattimore
Northwestern	Hubbard	Jones	Hill	Lewis	Baker	McMillan	Worley	Conley	Hooker	Webb	Lattimore
Nebraska	Hubbard	Jones	Hill	Lewis	Baker	McMillan	Worley	Conley	Hooker	Webb	Lattimore
at Maryland	Hubbard	Jones	Hill	Lewis	Baker	McMillan	Worley	Conley	Hooker	Webb	Lattimore
at Michigan State	Hubbard	Jones	Hill	Lewis	Baker	McMillan	Worley	Conley	Hooker	Webb	Lattimore
Michigan	Hubbard	Jones	Hill	Lewis	Baker	McMillan	Worley	Conley	Hooker	Webb	Lattimore
Clemson	Hubbard	Jones	Hill	Lewis	Baker	McMillan	Worley	Conley	Hooker	Webb	Lattimore

2016 ALL-BIG TEN CONFERENCE FOOTBALL TEAMS

COACHES' VOTE

OFFENSE

Quarterback
Running Back
Running Back
Receiver
Receiver
Center
Guard
Guard
Tackle
Tackle
Tight End

FIRST TEAM

J.T. Barrett, Ohio State
Saquon Barkley, Penn State
Corey Clement, Wisconsin
Austin Carr, Northwestern
Curtis Samuel, Ohio State
Pat Elflein, Ohio State
Dan Feeney, Indiana
Billy Price, Ohio State
Erik Magnuson, Michigan
Ryan Ramczyk, Wisconsin
Jake Butt, Michigan

SECOND TEAM

Trace McSorley, Penn State
Justin Jackson, Northwestern
Mike Weber, Ohio State
Amara Darboh, Michigan
R.J. Shelton, Michigan State
Mason Cole, Michigan
Kyle Kalis, Michigan
Beau Benzschawel, Wisconsin
Ben Braden, Michigan
Jamarco Jones, Ohio State
Troy Fumagalli, Wisconsin

THIRD TEAM

Wilton Speight, Michigan
Akrum Wadley, Iowa
Rodney Smith, Minnesota
Jordan Westerkamp, Nebraska
DeAngelo Yancey, Purdue
Sean Welsh, Iowa
James Daniels, Iowa
Brian Allen, Michigan State
Cole Croston, Iowa
Jonah Pirsig, Minnesota
Josiah Price, Michigan State

DEFENSE

Line
Line
Line
Line
Linebacker
Linebacker
Linebacker
Linebacker
Defensive Back
Defensive Back
Defensive Back
Defensive Back
Defensive Back

FIRST TEAM

Jaleel Johnson, Iowa
Taco Charlton, Michigan
Chris Wormley, Michigan
Tyquan Lewis, Ohio State
Jabrill Peppers, Michigan
Raekwon McMillan, Ohio State
T.J. Watt, Wisconsin
Desmond King, Iowa
Jourdan Lewis, Michigan
Malik Hooker, Ohio State
Marshon Lattimore, Ohio State

SECOND TEAM

Ryan Glasgow, Michigan
Malik McDowell, Michigan State
Ifeadi Odenigbo, Northwestern
Garrett Sickels, Penn State
Josey Jewell, Iowa
Anthony Walker Jr., Northwestern
Vince Biegel, Wisconsin
Delano Hill, Michigan
Channing Stribling, Michigan
Godwin Igwebuike, Northwestern
Gareon Conley, Ohio State
Sojourn Shelton, Wisconsin

THIRD TEAM

Dawuane Smoot, Illinois
Steven Richardson, Minnesota
Evan Schwan, Penn State
Conor Sheehy, Wisconsin
Tegray Scales, Indiana
Ben Gedeon, Michigan
Riley Bullough, Michigan State
Jason Cabinda, Penn State
Rashard Fant, Indiana
Nathan Gerry, Nebraska
Marcus Allen, Penn State

SPECIAL TEAMS

Kicker
Punter
Return Specialist

FIRST TEAM

Tyler Davis, Penn State
Cameron Johnston, Ohio State
Jabrill Peppers, Michigan

SECOND TEAM

Emmit Carpenter, Minnesota
Kenny Allen, Michigan
Desmond King, Iowa

THIRD TEAM

Tyler Durbin, Ohio State
Ron Coluzzi, Iowa
Parris Campbell, Ohio State

HONORABLE MENTION

ILLINOIS: Hardy Nickerson, Carroll Phillips; INDIANA: Marcelino Ball, Ralph Green III, Richard Lagow, Marcus Oliver, Mitchell Paige, Devine Redding, Nick Westbrook; IOWA: Ike Boettger, LeShun Daniels Jr., Parker Hesse, George Kittle, Greg Mabin, Riley McCarron; MARYLAND: Michael Dunn; MICHIGAN: Kenny Allen (kicker), Ben Bredeson, Matt Godin, Mike McCray, De'Veon Smith, Dymonte Thomas; MICHIGAN STATE: Darian Hicks, Montae Nicholson, L.J. Scott; MINNESOTA: Shannon Brooks, Jonathan Celestin, Scott Epke, Jalen Myrick, Drew Wolitarsky; NEBRASKA: Tommy Armstrong Jr., Josh Banderas, Cethan Carter, Ross Dzuris, Nick Gates, Chris Jones, Kevin Maurice, De'Mornay Pierson-El (return specialist); NORTHWESTERN: Tommy Doles, Clayton Thorson; **OHIO STATE: Jerome Baker, Marcus Baugh, Noah Brown, Michael Hill, Jayln Holmes, Sam Hubbard, Damon Webb**; PENN STATE: Brandon Bell, Brian Gaia, Mike Gesicki, Blake Gillikin, Chris Godwin, Parker Cothren, John Reid; PURDUE: Markus Bailey, David Blough, Jason King, Evan Panfil, Jordan Roos, Joe Schopper; RUTGERS: Tariq Cole; WISCONSIN: Jack Cichy, Michael Dieter, D'Cota Dixon, T.J. Edwards, Alec James, Leo Musso, Chikwe Obasih, Jazz Peavy, Derrick Tindal.

Big Ten Sportsmanship Award Honorees: Joe Spencer, ILL; Jacob Bailey, IND; LeShun Daniels Jr., IOWA; William Likely III, MD; Jake Butt, MICH; Josiah Price, MSU; Hendrick Ekpe, MINN; Sam Cotton, NEB; C.J. Robbins, NU; **Joe Burger, OSU**; Tyler Yazujian, PSU; Jake Replogle, PUR; Julian Pinnix-Odrick, RU; Leo Musso, WIS.

UNANIMOUS SELECTIONS IN ALL CAPS

2016 ALL-BIG TEN CONFERENCE FOOTBALL TEAMS

MEDIA VOTE

OFFENSE

Quarterback
Running Back
Running Back
Receiver
Receiver
Center
Guard
Guard
Tackle
Tackle
Tight End

FIRST TEAM

J.T. Barrett, Ohio State
Justin Jackson, Northwestern
SAQUON BARKLEY, PENN STATE
Austin Carr, Northwestern
Curtis Samuel, Ohio State
Pat Elflein, Ohio State
Dan Feeney, Indiana
Billy Price, Ohio State
Erik Magnuson, Michigan
Ryan Ramczyk, Wisconsin
Jake Butt, Michigan

SECOND TEAM

Trace McSorley, Penn State
Mike Weber, Ohio State
Corey Clement, Wisconsin
Amara Darboh, Michigan
DeAngelo Yancey, Purdue
Mason Cole, Michigan
Kyle Kalis, Michigan
Brian Allen, Michigan State
Ben Braden, Michigan
Jamarco Jones, Ohio State
Mike Gesicki, Penn State

THIRD TEAM

Wilton Speight, Michigan
L.J. Scott, Michigan State
Rodney Smith, Minnesota
Drew Wolitarsky, Minnesota
Chris Godwin, Penn State
Sean Welsh, Iowa
James Daniels, Iowa
Beau Benzschawel, Wisconsin
Jonah Pirsig, Minnesota
Nick Gates, Nebraska
Troy Fumagalli, Wisconsin

DEFENSE

Line
Line
Line
Line
Linebacker
Linebacker
Linebacker
Defensive Back
Defensive Back
Defensive Back
Defensive Back

FIRST TEAM

Carroll Phillips, Illinois
Taco Charlton, Michigan
Ifeadi Odenigbo, Northwestern
Tyquan Lewis, Ohio State
Jabrill Peppers, Michigan
Raekwon McMillan, Ohio State
T.J. Watt, Wisconsin
Desmond King, Iowa
Jourdan Lewis, Michigan
Malik Hooker, Ohio State
Sojourn Shelton, Wisconsin

SECOND TEAM

Jaleel Johnson, Iowa
Ryan Glasgow, Michigan
Chris Wormley, Michigan
Malik McDowell, Michigan State
Tegray Scales, Indiana
Josey Jewell, Iowa
Ben Gedeon, Michigan
Rashard Fant, Indiana
Channing Stribling, Michigan
Nathan Gerry, Nebraska
Marshon Lattimore, Ohio State

THIRD TEAM

Dawuane Smoot, Illinois
Steven Richardson, Minnesota
Evan Schwan, Penn State
Garrett Sickels, Penn State
Riley Bullough, Michigan State
Anthony Walker Jr., Northwestern
Vince Biegel, Wisconsin
Godwin Igwebuike, Northwestern
Gareon Conley, Ohio State
D'Cota Dixon, Wisconsin
Leo Musso, Wisconsin

SPECIAL TEAMS

Kicker
Punter
Return Specialist

FIRST TEAM

Emmit Carpenter, Minnesota
Cameron Johnston, Ohio State
Jabrill Peppers, Michigan

SECOND TEAM

Tyler Davis, Penn State
Kenny Allen, Michigan
Desmond King, Iowa

THIRD TEAM

Tyler Durbin, Ohio State
Ron Coluzzi, Iowa
Solomon Vault, Northwestern

HONORABLE MENTION

ILLINOIS: Hardy Nickerson, Joe Spencer, Malik Turner, Tre Watson; INDIANA: Marcelino Ball, Jonathan Crawford, Ricky Jones, Marcus Oliver, Mitchell Paige, Devine Redding, Nick Westbrook; IOWA: Nathan Bazata, C.J. Beathard, Ike Boettger, Cole Croston, LeShun Daniels Jr., Parker Hesse, George Kittle, Riley McCarron, Akrum Wadley; MARYLAND: Jermaine Carter, Shane Cockerille, Michael Dunn; MICHIGAN: Kenny Allen, Ben Bredeson, Jehu Chesson, Delano Hill, Mike McCray, De'Veon Smith, Dymonte Thomas; MICHIGAN STATE: Chris Frey, Darian Hicks, Montae Nicholson, Josiah Price, R.J. Shelton; MINNESOTA: Jonathan Celestin, Scott Epke, Jack Lynn, Jalen Myrick, Damarius Travis; NEBRASKA: Tommy Armstrong Jr., Josh Banderas, Drew Brown, Cethan Carter, Ross Dzuris, Chris Jones, Kevin Maurice, Terrell Newby, De'Mornay Pierson-El (return specialist), Jordan Westerkamp; NORTHWESTERN: Garrett Dickerson, Tommy Doles, Montre Hartage, Clayton Thorson; OHIO STATE: **Jerome Baker, Marcus Baugh, Noah Brown, Parris Campbell (return specialist), Michael Hill, Jalyn Holmes, Sam Hubbard, Denzel Ward, Chris Worley**; PENN STATE: Marcus Allen, Brandon Bell, Jason Cabinda, Brian Gaia, Blake Gillikin, John Reid; PURDUE: Markus Bailey, Jason King, Evan Panfil, Jake Replogle, Jordan Roos, Joe Schopper; RUTGERS: Blessuan Austin; WISCONSIN: Jack Cichy, Michael Dieter, T.J. Edwards, Chikwe Obasih, Jazz Peavy, Conor Sheehy, Derrick Tindal.

INDIVIDUAL AWARDS

Dungy-Thompson Humanitarian Award: Trent Green, Indiana
Ford-Kinnick Leadership Award: Reggie McKenzie, Michigan
Graham-George Offensive Player of the Year: Saquon Barkley, Penn State
Nagurski-Woodson Defensive Player of the Year: Jabrill Peppers, Michigan
Thompson-Randle El Freshman of the Year: Mike Weber, Ohio State
Hayes-Schembechler Coach of the Year (coaches vote): Paul Chryst, Wisc.
Dave McClain Coach of the Year (media vote): James Franklin, Penn State
Griese-Brees Quarterback of the Year: J.T. Barrett, Ohio State
Richter-Howard Receiver of the Year: Austin Carr, Northwestern

Ameche-Dayne Running Back of the Year: Saquon Barkley, Penn State
Kwalick-Clark Tight End of the Year: Jake Butt, Michigan

Rimington-Pace Offensive Lineman of the Year: Pat Elflein, Ohio State
Smith-Brown Defensive Lineman of the Year: Tyquan Lewis, Ohio State
Butkus-Fitzgerald Linebacker of the Year: Jabrill Peppers, Michigan
Tatum-Woodson Defensive Back of the Year: Jourdan Lewis, Michigan
Bakken-Andersen Kicker of the Year: Emmit Carpenter, Minnesota
Eddleman-Fields Punter of the Year: Cameron Johnston, Ohio State
Rodgers-Dwight Return Specialist of the Year: Jabrill Peppers, Michigan

2016 GAME RECAPS

GAME 1: BOWLING GREEN

Bowling Green 10
 No. 6/6 Ohio State 77
 Sept. 3, 2016 at Ohio Stadium (107,193)

SCORING	1	2	3	4	-	F
Bowling Green	7	3	0	0	-	10
Ohio State	21	14	21	21	-	77

SCORING SUMMARY:

FIRST QUARTER

12:19 BG Harris 63 yd INT return (Suder kick)
 10:40 OSU Hill 47 yd pass from Barrett (Durbin kick)
 04:49 OSU Wilson 25 yd pass from Barrett (Durbin kick)
 03:05 OSU Samuel 79 yd pass from Barrett (Durbin kick)

SECOND QUARTER

09:37 BG Suder 33 yd field goal
 06:57 OSU Brown 25 yd pass from Barrett (Durbin kick)
 00:26 OSU Barrett 9 yd run (Durbin kick)

THIRD QUARTER

13:45 OSU Samuel 21 yd pass from Barrett (Durbin kick)
 09:03 OSU Samuel 12 yd run (Durbin kick)
 07:35 OSU Wilson 11 yd pass from Barrett (Durbin kick)

FOURTH QUARTER

14:50 OSU McCall 36 yd pass from Burrow (Durbin kick)
 06:10 OSU McCall 16 yd run (Durbin kick)
 03:23 OSU Burns 75 yd INT return (Durbin kick)

TEAM STATISTICS	BG	OSU
FIRST DOWNS	16	41
RUSHES-YARDS (NET)	28-69	55-359
PASSING YDS (NET)	175	417
Passes Att-Comp-Int	44-21-3	39-27-1
TOTAL OFF. PLAYS-YARDS	72-244	94-776
Fumble Returns-Yards	0-0	0-0
Punt Returns-Yards	0-0	3-2
Kickoff Returns-Yards	6-106	1-17
Interception Returns-Yards	1-63	3-119
Punts (Number-Avg)	7-46.6	1-48.0
Fumbles-Lost	0-0	3-0
Penalties-Yards	5-45	9-66
Possession Time	21:25	38:35
Third-Down Conversions	3 of 16	11 of 13
Fourth-Down Conversions	2 of 3	0 of 1
Red-Zone Scores-Chances	1-2	4-4
Sacks By: Number-Yards	0-0	2-23

INDIVIDUAL STATISTICS

RUSHING: Bowling Green-COPPET, Fred 12-38; CLEVELAND, Josh 6-31; WILSON, Donovan 7-18; MOORE, Ronnie 1-5; KNAPKE, James 2-minus 23. Ohio State-Weber, Mike 19-136; Samuel, Curtis 13-84; McCall, Demario 8-54; Wilson, Dontre 5-36; Barrett, J.T. 6-30; Burrow, Joe 4-19.

PASSING: Bowling Green-KNAPKE, James 12-33-2-110; MORGAN, James 9-10-1-65; MOORE, Ronnie 0-1-0-0. Ohio State-Barrett, J.T. 21-31-1-349; Burrow, Joe 6-8-0-68.

RECEIVING: Bowling Green-ZIMMERMAN, Marquis 7-43; MOORE, Ronnie 5-45; MILLER, Scott 4-27; POUGH, Janarvis 1-17; FOLKERTSMA, Hunter 1-16; PHOUTHAVONG, Deric 1-11; REDDING, Teo 1-10; DOSSOUS, Vanel 1-6. Ohio State-Samuel, Curtis 9-177; Baugh, Marcus 4-30; Brown, Noah 3-46; Wilson, Dontre 3-37; Dixon, Johnnie 3-18; Hill, K.J. 2-58; McCall, Demario 1-36; McLaurin, Terry 1-12; Alexander, A.J. 1-3.

INTERCEPTIONS: Bowling Green-HARRIS, Brandon 1-63. Ohio State-Hooker, Malik 2-44; Burns, Rodjay 1-75.

GAME 2: TULSA

Tulsa 3
 No. 4/4 Ohio State 48
 Sept. 10, 2016 at Ohio Stadium (104,410)

SCORING	1	2	3	4	-	F
Tulsa	3	0	0	0	-	3
Ohio State	3	17	14	14	-	48

SCORING SUMMARY:

FIRST QUARTER

13:23 OSU Durbin 29 yd field goal
 03:22 TLS Jones 37 yd field goal

SECOND QUARTER

10:10 OSU Durbin 22 yd field goal
 03:02 OSU Hooker 26 yd INT return (Durbin kick)
 00:33 OSU Lattimore 40 yd INT return (Durbin kick)

THIRD QUARTER

09:42 OSU Barrett 11 yd run (Durbin kick)
 00:47 OSU Weber 1 yd run (Durbin kick)

FOURTH QUARTER

11:15 OSU Barrett 5 yd run (Durbin kick)
 05:58 OSU Wilson 5 yd run (Durbin kick)

TEAM STATISTICS	TLS	OSU
FIRST DOWNS	14	20
RUSHES-YARDS (NET)	37-61	48-268
PASSING YDS (NET)	127	149
Passes Att-Comp-Int	32-15-4	22-14-0
TOTAL OFF. PLAYS-YARDS	69-188	70-417
Fumble Returns-Yards	0-0	2-13
Punt Returns-Yards	2-18	3-45
Kickoff Returns-Yards	6-100	1-25
Interception Returns-Yards	0-0	4-66
Punts (Number-Avg)	7-39.4	5-51.2
Fumbles-Lost	4-2	1-1
Penalties-Yards	5-46	9-67
Possession Time	26:07	33:53
Third-Down Conversions	4 of 16	5 of 14
Fourth-Down Conversions	0 of 1	1 of 2
Red-Zone Scores-Chances	1-3	6-6
Sacks By: Number-Yards	1-4	2-18

RUSHING: Tulsa-BREWER, D'Angelo 15-58; FLANDERS, James 15-43; LUCAS, Keevan 2-minus 5; TEAM 1-minus 15; EVANS, Dane 4-minus 20. Ohio State-Weber, Mike 17-92; Samuel, Curtis 8-78; Barrett, J.T. 16-55; Wilson, Dontre 3-30; Burrow, Joe 1-10; McCall, Demario 2-5; TEAM 1-minus 2.

PASSING: Tulsa-EVANS, Dane 15-32-4-127. Ohio State-Barrett, J.T. 14-22-0-149.

RECEIVING: Tulsa-LUCAS, Keevan 6-53; ATKINSON, Josh 4-38; HOBBS, Justin 3-33; CARTER, Nigel 1-7; BREWER, D'Angelo 1-minus 4. Ohio State-Samuel, Curtis 5-62; Wilson, Dontre 3-38; McLaurin, Terry 3-28; Brown, Noah 1-16; Campbell, Parris 1-5; Weber, Mike 1-0.

INTERCEPTIONS: Tulsa-None. Ohio State-Lattimore, Marshon 2-40; Hooker, Malik 1-26; Conley, Gareon 1-0.

GAME 3: AT NO. 14 OKLAHOMA

No. 3/3 Ohio State 45
 No. 14/14 Oklahoma 24
 Sept. 17, 2016 at Memorial Stadium (87,979)

SCORING	1	2	3	4	-	F
Ohio State	14	21	7	3	-	45
Oklahoma	7	10	7	0	-	24

SCORING SUMMARY:

FIRST QUARTER

07:28 OSU Samuel 36 yd run (Durbin kick)
 04:34 OSU Baker 68 yd INT return (Durbin kick)
 04:20 OU Mixon 97 yd kickoff return (Seibert kick)

SECOND QUARTER

06:57 OSU Brown 4 yd pass from Barrett (Durbin kick)

11:04 OU Seibert 26 yd field goal
 06:02 OSU Brown 37 yd pass from Barrett (Durbin, Tyler kick)

04:12 OU Miller, A.D. 35 yd pass from Mayfield (Seibert kick)

00:06 OSU Brown 21 yd pass from Barrett (Durbin kick)

THIRD QUARTER

10:39 OSU Brown 8 yd pass from Barrett (Durbin kick)

04:06 OU Andrews 5 yd pass from Mayfield (Seibert kick)

FOURTH QUARTER

10:33 OSU Durbin 31 yd field goal

TEAM STATISTICS	OSU	OU
FIRST DOWNS	22	19
RUSHES-YARDS (NET)	48-291	36-177
PASSING YDS (NET)	152	226
Passes Att-Comp-Int	20-14-0	32-17-2
TOTAL OFF. PLAYS-YARDS	68-443	68-403
Fumble Returns-Yards	0-0	0-0
Punt Returns-Yards	1-0	0-0
Kickoff Returns-Yards	2-62	3-132
Interception Returns-Yards	2-89	0-0
Punts (Number-Avg)	5-50.6	3-37.0
Fumbles-Lost	1-0	0-0
Penalties-Yards	11-75	4-28
Possession Time	35:49	24:11
Third-Down Conversions	6 of 14	5 of 13
Fourth-Down Conversions	2 of 2	0 of 3
Red-Zone Scores-Chances	3-4	2-3
Sacks By: Number-Yards	3-26	1-8

INDIVIDUAL STATISTICS

RUSHING: Ohio State-Weber, Mike 18-123; Samuel, Curtis 11-98; Barrett, J.T. 17-74; TEAM 2-minus 4. Oklahoma-Mixon, Joe 9-78; Perine, Samaje 17-60; Westbrook, Dede 1-35; Mayfield, Baker 8-5; TEAM 1-minus 1.

PASSING: Ohio State-Barrett, J.T. 14-20-0-152. Oklahoma-Mayfield, Baker 17-32-2-226.

RECEIVING: Ohio State-Brown, Noah 5-72; Samuel, Curtis 2-20; Wilson, Dontre 2-19; Clark, James 2-9; Campbell, Parris 1-16; McLaurin, Terry 1-10; Weber, Mike 1-6. Oklahoma-Westbrook, Dede 5-51; Andrews, Mark 4-57; Miller, A.D. 3-72; Lewis, Geno 2-28; Mixon, Joe 2-15; Jones, Mykel 1-3.

INTERCEPTIONS: Ohio State-Baker, Jerome 1-68; Lattimore, Marshon 1-21. Oklahoma-None.

2016 GAME RECAPS

GAME 4: RUTGERS

Rutgers.....0
 No. 2/2 Ohio State58
 Oct. 1, 2016 at Ohio Stadium (105,830)

SCORING	1	2	3	4	-	F
Rutgers	0	0	0	0	-	0
Ohio State	6	24	21	7	-	58

SCORING SUMMARY:

FIRST QUARTER

04:19 OSU Wilson 18 yd pass from Barrett
 (Durbin kick failed)

SECOND QUARTER

14:11 OSU Durbin 33 yd field goal
 05:51 OSU McLaurin 14 yd pass from Barrett
 (Durbin kick)
 02:27 OSU Baugh 16 yd pass from Barrett
 (Durbin kick)
 00:11 OSU Samuel 5 yd pass from Barrett
 (Durbin kick)

THIRD QUARTER

12:36 OSU Weber 46 yd run (Durbin kick)
 07:24 OSU Campbell 5 yd run (Durbin kick)
 03:36 OSU McCall 20 yd run (Durbin kick)

FOURTH QUARTER

13:50 OSU Dixon 5 yd run (Durbin kick)

TEAM STATISTICS	RU	OSU
FIRST DOWNS	9	32
RUSHES-YARDS (NET)	38-83	53-410
PASSING YDS (NET)	33	259
Passes Att-Comp-Int	16-3-0	36-25-1
TOTAL OFF. PLAYS-YARDS	54-116	89-669
Fumble Returns-Yards	0-9	0-0
Punt Returns-Yards	0-0	5-36
Kickoff Returns-Yards	7-87	1-17
Interception Returns-Yards	1-0	0-0
Punts (Number-Avg)	10-37.3	0-0.0
Fumbles-Lost	2-0	0-0
Penalties-Yards	4-21	6-64
Possession Time	21:12	38:48
Third-Down Conversions	4 of 14	10 of 15
Fourth-Down Conversions	0 of 0	3 of 4
Red-Zone Scores-Chances	0-0	8-9
Sacks By: Number-Yards	0-0	3-18

INDIVIDUAL STATISTICS

RUSHING: Rutgers-Martin, Robert 13-40; Laviano, Chris 8-19; Oden, Tylon 9-14; Goodwin, Justin 3-8; Sneed, Trey 2-5; Harris, Jawuan 2-minus 1; TEAM 1-minus 2. Ohio State-Weber, Mike 14-144; McCall, Demario 10-85; Samuel, Curtis 9-68; Barrett, J.T. 5-46; Williams, Antonio 6-28; Burrow, Joe 4-21; Wilson, Dontre 3-8; Dixon, Johnnie 1-5; Campbell, Parris 1-5.

PASSING: Rutgers-Laviano, Chris 3-12-0-33; Oden, Tylon 0-4-0-0. Ohio State-Barrett, J.T. 21-29-1-238; Burrow, Joe 4-5-0-21; TEAM 0-2-0-0.

RECEIVING: Rutgers-Harris, Jawuan 3-33. Ohio State-Samuel, Curtis 7-86; Wilson, Dontre 4-53; Campbell, Parris 4-36; Dixon, Johnnie 2-6; Baugh, Marcus 1-16; Brown, Noah 1-15; McLaurin, Terry 1-14; Stump, Alex 1-8; Clark, James 1-8; Victor, Binjimen 1-7; Mack, Austin 1-7; Weber, Mike 1-3.

INTERCEPTIONS: Rutgers-Cioffi, Anthony 1-0. Ohio State-None.

GAME 5: INDIANA

Indiana17
 No. 2/2 Ohio State38
 Oct. 8, 2016 at Ohio Stadium (107,420)

SCORING	1	2	3	4	-	F
Indiana	3	7	7	0	-	17
Ohio State	3	21	7	7	-	38

SCORING SUMMARY:

FIRST QUARTER

11:09 IND Oakes 22 yd field goal
 06:31 OSU Durbin 37 yd field goal

SECOND QUARTER

10:47 OSU Weber 9 yd run (Durbin kick)
 03:32 OSU Samuel 5 yd run (Durbin kick)
 01:03 IND Paige 18 yd pass from Lagow
 (Oakes kick)
 00:30 OSU Barrett 5 yd run (Durbin kick)

THIRD QUARTER

09:59 IND Friend 7 yd pass from Lagow
 (Oakes kick)

03:38 OSU Weber 1 yd run (Durbin kick)

FOURTH QUARTER

03:51 OSU Wilson 37 yd pass from Barrett
 (Durbin kick)

TEAM STATISTICS	OSU	IND
FIRST DOWNS	14	18
RUSHES-YARDS (NET)	40-99	50-290
PASSING YDS (NET)	182	93
Passes Att-Comp-Int	28-14-1	21-9-1
TOTAL OFF. PLAYS-YARDS	68-281	71-383
Fumble Returns-Yards	0-0	0-0
Punt Returns-Yards	0-0	1-3
Kickoff Returns-Yards	5-91	4-149
Interception Returns-Yards	1-31	1-47
Punts (Number-Avg)	7-40.6	6-49.2
Fumbles-Lost	2-1	2-1
Penalties-Yards	5-40	9-83
Possession Time	27:02	32:58
Third-Down Conversions	6 of 17	5 of 14
Fourth-Down Conversions	0 of 2	1 of 1
Red-Zone Scores-Chances	3-4	5-6
Sacks By: Number-Yards	1-1	1-2

INDIVIDUAL STATISTICS

RUSHING: Indiana-Redding, Devine 22-78; Natee, Tyler 8-20; Majette, Mike 6-4; Williams, Devonte 1-0; Lagow, Richard 3-minus 3. Ohio State-Barrett, J.T. 26-137; Samuel, Curtis 9-82; Weber, Mike 15-71.

PASSING: Indiana-Lagow, Richard 14-28-1-182. Ohio State-Barrett, J.T. 9-21-1-93.

RECEIVING: Indiana-Paige, Mitchell 4-44; Westbrook, Nick 2-67; Jones, Ricky 2-40; Majette, Mike 2-16; Friend, Danny 2-12; Williams, Devonte 1-2; Hale, Donovan 1-1. Ohio State-Wilson, Dontre 3-42; Weber, Mike 3-10; Brown, Noah 2-16; Baugh, Marcus 1-25.

INTERCEPTIONS: Indiana-Riggins, A'Shon 1-31. Ohio State-Hooker, Malik 1-47.

GAME 6: AT NO. 8 WISCONSIN

No. 2/2 Ohio State30
 No. 8/8 Wisconsin23 (ot)
 Oct. 15, 2016 at Camp Randall Stadium (81,541)

SCORING	1	2	3	4	OT	F
Ohio State	3	3	7	10	7	30
Wisconsin	10	6	0	7	0	23

SCORING SUMMARY:

FIRST QUARTER

09:03 WIS Endicott 46 yd field goal
 06:17 WIS Peavy 24 yd pass from Hornibrook
 (Endicott kick)

02:46 OSU Durbin 25 yd field goal

SECOND QUARTER

08:43 OSU Durbin 40 yd field goal
 02:47 WIS Endicott 32 yd field goal
 00:14 WIS Endicott 22 yd field goal

THIRD QUARTER

02:52 OSU Barrett 1 yd run (Durbin kick)

FOURTH QUARTER

14:09 OSU Barrett 8 yd run (Durbin kick)
 07:54 WIS Ramesh 4 yd run (Endicott kick)
 03:57 OSU Durbin 31 yd field goal

OVERTIME

15:00 OSU Brown 7 yd pass from Barrett
 (Durbin kick)

TEAM STATISTICS	OSU	WIS
FIRST DOWNS	23	22
RUSHES-YARDS (NET)	45-185	46-236
PASSING YDS (NET)	226	214
Passes Att-Comp-Int	29-17-1	28-16-1
TOTAL OFF. PLAYS-YARDS	74-411	74-450
Fumble Returns-Yards	0-0	0-0
Punt Returns-Yards	3-10	1-4
Kickoff Returns-Yards	2-31	2-36
Interception Returns-Yards	1-0	1-0
Punts (Number-Avg)	4-53.8	5-35.6
Fumbles-Lost	2-0	1-0
Penalties-Yards	4-40	4-35
Possession Time	28:32	31:28
Third-Down Conversions	6 of 15	6 of 15
Fourth-Down Conversions	2 of 2	0 of 1
Red-Zone Scores-Chances	5-6	3-4
Sacks By: Number-Yards	4-34	2-12

INDIVIDUAL STATISTICS

RUSHING: Ohio State-Barrett, J.T. 21-92; Weber, Mike 11-46; Samuel, Curtis 12-46; Wilson, Dontre 1-1. Wisconsin-Clement, Corey 25-164; Peavy, Jazz 6-70; Ogunbowale, D. 7-23; Ramesh, Austin 2-7; Shaw, Bradick 1-6; Hornibrook, A. 5-minus 34.

PASSING: Ohio State-Barrett, J.T. 17-29-1-226. Wisconsin-Hornibrook, A. 16-28-1-214.

RECEIVING: Ohio State-Samuel, Curtis 6-58; Brown, Noah 4-48; Campbell, Parris 2-18; Wilson, Dontre 1-43; Baugh, Marcus 1-29; Clark, James 1-12; Hill, K.J. 1-10; McLaurin, Terry 1-8. Wisconsin-Fumagalli, Troy 7-84; Peavy, Jazz 4-76; Wheelwright, R. 2-36; Ogunbowale, D. 2-0; Clement, Corey 1-18.

INTERCEPTIONS: Ohio State-Conley, Gareon 1-0. Wisconsin-Dixon, D'Cota 1-0.

2016 GAME RECAPS

GAME 7: AT PENN STATE

No. 2/2 Ohio State21
 Penn State.....24
 Oct. 22, 2016 at Beaver Stadium (107,280)

SCORING	1	2	3	4	-	F
Ohio State	0	12	9	0	-	21
Penn State	0	7	0	17	-	24

SCORING SUMMARY:

SECOND QUARTER

14:55 OSU Durbin 33 yd field goal
 04:53 OSU Baugh 26 yd pass from Barrett
 (Durbin kick)
 01:14 OSU Durbin 30 yd field goal
 00:09 PSU Godwin 20 yd pass from McSorley
 (Davis kick)

THIRD QUARTER

10:10 OSU Samuel 74 yd run (Durbin kick)
 08:31 OSU TEAM safety

FOURTH QUARTER

13:32 PSU McSorley 2 yd run (Davis kick)
 09:33 PSU Davis 34 yd field goal
 04:27 PSU Haley 60 yd blocked FG return
 (Davis kick)

TEAM STATISTICS	OSU	PSU
FIRST DOWNS	19	13
RUSHES-YARDS (NET)	40-168	37-122
PASSING YDS (NET)	245	154
Passes Att-Comp-Int	43-28-0	23-8-0
TOTAL OFF. PLAYS-YARDS	83-413	60-276
Fumble Returns-Yards	0-0	0-0
Punt Returns-Yards	2--4	5-15
Kickoff Returns-Yards	5-80	4-89
Interception Returns-Yards	0-0	0-0
Punts (Number-Avg)	8-39.8	7-37.7
Fumbles-Lost	2-0	2-1
Penalties-Yards	8-45	1-5
Possession Time	37:19	22:41
Third-Down Conversions	9 of 22	2 of 13
Fourth-Down Conversions	1 of 2	0 of 1
Red-Zone Scores-Chances	2-2	3-4
Sacks By: Number-Yards	1-1	6-38

INDIVIDUAL STATISTICS

RUSHING: Ohio State-Weber, Mike 21-71; Samuel, Curtis 2-71; Barrett, J.T. 17-26. Penn State-Barkley, Saquon 12-99; McSorley, Trace 19-63; Godwin, Chris 1-13; Sanders, Miles 1-minus 10; TEAM 4-minus 43.

PASSING: Ohio State-Barrett, J.T. 28-43-0-245. Penn State-McSorley, Trace 8-23-0-154.

RECEIVING: Ohio State-Samuel, Curtis 8-68; Weber, Mike 8-36; Baugh, Marcus 5-55; Brown, Noah 3-45; Wilson, Dontre 2-16; McLaurin, Terry 1-19; Campbell, Parris 1-6. Penn State-Gesicki, Mike 4-46; Godwin, Chris 2-39; Blacknall, S. 1-35; Hamilton, D. 1-34.

INTERCEPTIONS: Ohio State-None. Penn State-None.

GAME 8: NORTHWESTERN

Northwestern20
 No. 6/6 Ohio State24
 Oct. 29, 2016 at Ohio Stadium (107,296)

SCORING	1	2	3	4	-	F
Northwestern	0	10	7	3	-	20
Ohio State	10	7	0	7	-	24

SCORING SUMMARY:

FIRST QUARTER

10:34 OSU Weber 1 yd run (Durbin kick)
 06:36 OSU Durbin 35 yd field goal

SECOND QUARTER

14:51 NU Thorson 1 yd run (Mitchell kick)
 06:17 OSU Weber 23 yd run (Durbin kick)
 01:43 NU Mitchell 23 yd field goal

THIRD QUARTER

3rd NU Dickerson 2 yd pass from Thorson
 (Mitchell kick)

FOURTH QUARTER

09:43 OSU Samuel 3 yd run (Durbin kick)
 03:31 NU Mitchell 33 yd field goal

TEAM STATISTICS	NU	OSU
FIRST DOWNS	21	23
RUSHES-YARDS (NET)	29-148	41-208
PASSING YDS (NET)	258	223
Passes Att-Comp-Int	44-23-1	32-21-0
TOTAL OFF. PLAYS-YARDS	73-406	73-431
Fumble Returns-Yards	0-0	0-0
Punt Returns-Yards	0-0	1-7
Kickoff Returns-Yards	1-12	1-20
Interception Returns-Yards	0-0	1-0
Punts (Number-Avg)	4-39.2	5-36.6
Fumbles-Lost	0-0	0-0
Penalties-Yards	2-20	2-10
Possession Time	27:20	32:40
Third-Down Conversions	8 of 16	10 of 17
Fourth-Down Conversions	2 of 2	0 of 0
Red-Zone Scores-Chances	4-4	3-4
Sacks By: Number-Yards	1-6	1-8

INDIVIDUAL STATISTICS

RUSHING: Northwestern-Jackson, Justin 17-76; Thorson, Clayton 6-44; Moten IV, John 5-26; Alviti, Matt 1-2. Ohio State-Weber, Mike 14-87; Barrett, J.T. 13-71; Samuel, Curtis 7-31; Campbell, Parris 2-27; Wilson, Dontre 3-minus 2; TEAM 2-minus 6.

PASSING: Northwestern-Thorson, Clayton 22-42-1-256; Scanlan, Andrew 0-1-0-0; Alviti, Matt 1-1-0-2. Ohio State-Barrett, J.T. 21-32-0-223.

RECEIVING: Northwestern-Carr, Austin 8-158; Dickerson, Garrett 8-43; Jackson, Justin 3-21; Green, Cameron 2-23; Wilson, Macan 1-7; Skowronek, Ben 1-6. Ohio State-Samuel, Curtis 7-68; Brown, Noah 5-51; Weber, Mike 3-20; Hill, K.J. 1-34; Campbell, Parris 1-15; Baugh, Marcus 1-13; Clark, James 1-9; McLaurin, Terry 1-9; Wilson, Dontre 1-4.

INTERCEPTIONS: Northwestern-None. Ohio State-Arnette, Damon 1-0.

GAME 9: NO. 10 NEBRASKA

No. 10 Nebraska3
 No. 6 Ohio State62
 Nov. 5, 2016 at Ohio Stadium (108,750)

SCORING	1	2	3	4	-	F
Nebraska	3	0	0	0	-	3
Ohio State	14	17	24	7	-	62

SCORING SUMMARY:

FIRST QUARTER

13:26 OSU Webb 36 yd INT return (Durbin kick)
 07:45 NEB Brown 20 yd field goal
 03:16 OSU McLaurin 7 yd pass from Barrett
 (Durbin kick)

SECOND QUARTER

12:21 OSU Weber 23 yd run (Durbin kick)
 08:22 OSU Durbin 28 yd field goal
 00:03 OSU Samuel 1 yd pass from Barrett
 (Durbin kick)

THIRD QUARTER

14:48 OSU Samuel 75 yd pass from Barrett
 (Durbin, Tyler kick)
 10:00 OSU Brown 6 yd pass from Barrett
 (Durbin kick)
 01:35 OSU Durbin 28 yd field goal
 00:34 OSU Hooker 48 yd UNT return (Durbin kick)

FOURTH QUARTER

07:19 OSU Burrow 12 yd run (Durbin kick)

TEAM STATISTICS	NEB	OSU
FIRST DOWNS	9	34
RUSHES-YARDS (NET)	24-78	42-238
PASSING YDS (NET)	126	352
Passes Att-Comp-Int	33-9-2	44-32-0
TOTAL OFF. PLAYS-YARDS	57-204	86-590
Fumble Returns-Yards	0-0	0-0
Punt Returns-Yards	0-0	3-8
Kickoff Returns-Yards	8-133	1-39
Interception Returns-Yards	0-0	2-84
Punts (Number-Avg)	6-41.8	0-0.0
Fumbles-Lost	0-0	1-1
Penalties-Yards	4-43	4-35
Possession Time	22:42	37:18
Third-Down Conversions	5 of 16	11 of 15
Fourth-Down Conversions	0 of 2	1 of 1
Red-Zone Scores-Chances	1-3	6-6
Sacks By: Number-Yards	0-0	0-0

INDIVIDUAL STATISTICS

RUSHING: Nebraska-Newby, Terrell 13-54; Armstrong Jr., Tommy 4-19; Wilbon, Mikale 3-13; Pierson-El, D. 1-minus 1; Ozigbo, Devine 3-minus 7. Ohio State-McCall, Demario 16-73; Weber, Mike 11-72; Samuel, Curtis 5-41; Barrett, J.T. 8-39; Burrow, Joe 2-13.

PASSING: Nebraska-Fyfe, Ryker 5-18-1-52; Armstrong Jr., Tommy 4-15-1-74. Ohio State-Barrett, J.T. 26-38-0-290; Burrow, Joe 6-6-0-62.

RECEIVING: Nebraska-Westerkamp, Jordan 4-51; Morgan Jr., Stanley 3-56; Carter, Cethan 2-19. Ohio State-Samuel, Curtis 8-137; Hill, K.J. 5-66; Wilson, Dontre 4-44; Baugh, Marcus 4-35; Alexander, A.J. 3-24; Smith, Corey 3-2; Brown, Noah 2-14; Weber, Mike 1-15; Mack, Austin 1-8; McLaurin, Terry 1-7.

INTERCEPTIONS: Nebraska-None. Ohio State-Hooker, Malik 1-48; Webb, Damon 1-36.

2016 GAME RECAPS

GAME 10: AT MARYLAND

No. 5 Ohio State62
 Maryland3
 Nov. 12, 2016 at Byrd Stadium (48,090)

SCORING	1	2	3	4	-	F
Ohio State	21	24	10	7	-	62
Maryland	3	0	0	0	-	3

SCORING SUMMARY:

FIRST QUARTER

11:28 OSU Samuel 2 yd run (Durbin kick)
 09:29 OSU Barrett 4 yd run (Durbin kick)
 02:03 UMD Greene 23 yd field goal
 00:21 OSU Samuel 36 yd pass from Barrett (Durbin kick)

SECOND QUARTER

11:08 OSU Barrett 1 yd run (Durbin kick)
 04:08 OSU Samuel 5 yd run (Durbin kick)
 02:10 OSU Wilson 8 yd pass from Barrett (Durbin kick)
 00:49 OSU Durbin 45 yd field goal

THIRD QUARTER

12:22 OSU Durbin 34 yd field goal
 05:43 OSU McCall 3 yd run (Durbin kick)

FOURTH QUARTER

09:30 OSU Victor 25 yd pass from Burrow (Durbin kick)

TEAM STATISTICS	OSU	UMD
FIRST DOWNS	32	10
RUSHES-YARDS (NET)	43-253	40-43
PASSING YDS (NET)	328	133
Passes Att-Comp-Int	36-24-0	27-15-1
TOTAL OFF. PLAYS-YARDS	79-581	67-176
Fumble Returns-Yards	1-2	0-0
Punt Returns-Yards	1-11	1-0
Kickoff Returns-Yards	2-58	5-81
Interception Returns-Yards	1-0	0-0
Punts (Number-Avg)	3-43.7	8-39.2
Fumbles-Lost	1-0	1-1
Penalties-Yards	6-55	7-74
Possession Time	31:45	28:15
Third-Down Conversions	7 of 13	1 of 15
Fourth-Down Conversions	0 of 1	2 of 5
Red-Zone Scores-Chances	7-7	1-1
Sacks By: Number-Yards	5-26	2-12

INDIVIDUAL STATISTICS

RUSHING: Ohio State-Weber, Mike 12-93; McCall, Demario 13-53; Barrett, J.T. 11-47; Samuel, Curtis 4-38; Campbell, Parris 1-22; Wilson, Dontre 1-5; Burrow, Joe 1-minus 5. Maryland-Johnson, T. 8-21; Pigrome, T. 10-14; Funk, J. 4-13; Moore, D. 1-2; Brown, W. 9-1; Hills, P. 2-0; Goins, K. 2-minus 3; Rowe, C. 4-minus 5.

PASSING: Ohio State-Barrett, J.T. 18-27-0-253; Burrow, Joe 6-9-0-75. Maryland-Rowe, C. 7-13-1-93; Pigrome, T. 7-11-0-44; Hills, P. 1-3-0-minus 4.

RECEIVING: Ohio State-Samuel, Curtis 5-74; Hill, K.J. 5-62; McCall, Demario 3-48; Wilson, Dontre 3-47; Victor, Binjimen 2-36; Baugh, Marcus 2-19; Brown, Noah 1-22; Campbell, Parris 1-13; Smith, Corey 1-5; Dixon, Johnnie 1-2. Maryland-Morgan, T. 7-56; Funk, J. 3-19; Johnson, T. 2-3; Jacobs, L. 1-37; Brown, W. 1-15; Moore, D. 1-3.

INTERCEPTIONS: Ohio State-Lattimore, Marshon 1-0. Maryland-None.

GAME 11: AT MICHIGAN STATE

No. 2 Ohio State17
 Michigan State16
 Nov. 19, 2015 at Spartan Stadium (73,303)

SCORING	1	2	3	4	-	F
Ohio State	7	3	7	0	-	17
Michigan State	7	3	0	6	-	16

SCORING SUMMARY:

FIRST QUARTER

14:14 MSU Scott 64 yd pass from O'Connor (Geiger kick)
 07:56 OSU Samuel 24 yd pass from Barrett (Durbin kick)

SECOND QUARTER

13:42 MSU Geiger 28 yd field goal
 10:03 OSU Durbin 39 yd field goal

THIRD QUARTER

05:33 OSU Weber, Mike 4 yd run

FOURTH QUARTER

04:41 MSU Scott 1 yd run (O'Connor pass intcpt)

TEAM STATISTICS	OSU	MSU
FIRST DOWNS	16	13
RUSHES-YARDS (NET)	45-224	35-207
PASSING YDS (NET)	86	127
Passes Att-Comp-Int	22-10-0	21-8-2
TOTAL OFF. PLAYS-YARDS	67-310	56-334
Fumble Returns-Yards	0-0	0-0
Punt Returns-Yards	2-12	2--3
Kickoff Returns-Yards	3-56	1-17
Interception Returns-Yards	2-0	0-0
Punts (Number-Avg)	7-41.6	7-40.6
Fumbles-Lost	2-1	1-0
Penalties-Yards	4-40	6-60
Possession Time	30:53	29:07
Third-Down Conversions	7 of 17	3 of 12
Fourth-Down Conversions	0 of 0	1 of 1
Red-Zone Scores-Chances	1-2	2-2
Sacks By: Number-Yards	2-13	3-19

INDIVIDUAL STATISTICS

RUSHING: Ohio State-Weber, Mike 14-111; Barrett, J.T. 24-105; Samuel, Curtis 4-13; TEAM 3-minus 5. Michigan State-Scott, LJ 19-160; Frey, Chris 1-25; Terry, Damion 4-15; Shelton, R.J. 3-10; O'Connor, Tyler 5-4; Line, Prescott 1-1; Holmes, Gerald 2-minus 8.

PASSING: Ohio State-Barrett, J.T. 10-22-0-86. Michigan State-O'Connor, Tyler 6-16-2-105; Terry, Damion 2-5-0-22.

RECEIVING: Ohio State-Samuel, Curtis 4-40; Baugh, Marcus 2-20; Campbell, Parris 2-12; Clark, James 1-9; Hill, K.J. 1-5. Michigan State-Scott, LJ 2-76; Corley, Donnie 2-23; Price, Josiah 2-15; Madaris, Monty 1-8; Shelton, R.J. 1-5.

INTERCEPTIONS: Ohio State-Conley, Gareon 1-0; Worley, Chris 1-0. Michigan State-None.

GAME 12: #3 MICHIGAN

No. 3 Michigan27
 No. 2 Ohio State30
 Nov. 26, 2016 at Ohio Stadium (110,045)

SCORING	1	2	3	4	OT	F
Michigan	0	10	7	0	10	27
Ohio State	0	7	7	3	13	30

SCORING SUMMARY:

SECOND QUARTER

13:31 MICH Allen 28 yd field goal
 04:03 OSU Hooker 16 yd INT return (Durbin kick)
 00:06 MICH Hill 1 yd run (Allen kick)

THIRD QUARTER

06:37 MICH Hill 8 yd pass from Speight (Allen kick)
 01:06 OSU Weber 1 yd run (Durbin kick)

FOURTH QUARTER

00:01 OSU Durbin 23 yd field goal

OVERTIME

15:00 OSU Barrett 7 yd run (Durbin kick)
 15:00 MICH Darboh 5 yd pass from Speight (Allen kick)
 15:00 MICH Allen 37 yd field goal
 15:00 OSU Samuel 15 yd run

TEAM STATISTICS	MICH	OSU
FIRST DOWNS	16	23
RUSHES-YARDS (NET)	43-91	50-206
PASSING YDS (NET)	219	124
Passes Att-Comp-Int	36-23-2	32-15-1
TOTAL OFF. PLAYS-YARDS	79-310	82-330
Fumble Returns-Yards	0-0	0-0
Punt Returns-Yards	1-5	1-2
Kickoff Returns-Yards	4-100	0-0
Interception Returns-Yards	1-11	2-38
Punts (Number-Avg)	7-47.4	6-46.0
Fumbles-Lost	1-1	0-0
Penalties-Yards	7-59	2-6
Possession Time	31:13	28:47
Third-Down Conversions	9 of 19	3 of 16
Fourth-Down Conversions	1 of 1	2 of 3
Red-Zone Scores-Chances	5-6	4-6
Sacks By: Number-Yards	8-27	2-16

INDIVIDUAL STATISTICS

RUSHING: Michigan-Smith, De'Veon 21-60; Evans, Chris 6-18; Chesson, Jehu 2-14; Higdon, Karan 3-5; Peppers, Jabrill 4-4; Poggi, Henry 1-4; Hill, Khalid 3-3; Speight, Wilton 3-minus 17. Ohio State-Barrett, J.T. 30-125; Samuel, Curtis 7-54; Weber, Mike 11-26; Johnston, Cameron 1-3; TEAM 1-minus 2.

PASSING: Michigan-Speight, Wilton 23-36-2-219. Ohio State-Barrett, J.T. 15-32-1-124.

RECEIVING: Michigan-Darboh, Amara 8-68; Butt, Jake 5-58; Perry, Grant 4-49; Smith, De'Veon 2-21; Chesson, Jehu 2-11; Hill, Khalid 1-8; Crawford, Kekoa 1-4. Ohio State-Samuel, Curtis 4-32; Brown, Noah 3-40; Baugh, Marcus 3-27; Hill, K.J. 2-19; Weber, Mike 2-minus 3; Wilson, Dontre 1-9.

INTERCEPTIONS: Michigan-Peppers, Jabrill 1-11. Ohio State-Baker, Jerome 1-22; Hooker, Malik 1-16.

2016 GAME RECAPS

GAME 13: VS. NO. 2 CLEMSON

No. 3 Ohio State.....0
 No. 2 Clemson31
 Dec. 31, 2016 at University of Phoenix Stadium

SCORING	1	2	3	4	-	F
Ohio State	0	0	0	0	-	0
Clemson	10	7	7	7	-	31

SCORING SUMMARY:

FIRST QUARTER

09:16 CLEM Huegel 45 yd field goal
 02:16 CLEM Watson 1 yd run (Huegel kick)

SECOND QUARTER

02:21 CLEM Fuller 30 yd pass from Watson
 (Huegel kick)

THIRD QUARTER

02:06 CLEM Watson 7 yd run (Huegel kick)

FOURTH QUARTER

08:51 CLEM Gallman 7 yd run (Huegel kick)

TEAM STATISTICS	OSU	CLEM
FIRST DOWNS	9	24
RUSHES-YARDS (NET)	23-88	48-205
PASSING YDS (NET)	127	265
Passes Att-Comp-Int	33-19-2	37-24-2
TOTAL OFF. PLAYS-YARDS	56-215	85-470
Fumble Returns-Yards	0-0	0-0
Punt Returns-Yards	1-1	2-16
Kickoff Returns-Yards	5-128	0-0
Interception Returns-Yards	2-0	2-104
Punts (Number-Avg)	7-49.7	5-41.2
Fumbles-Lost	2-1	0-0
Penalties-Yards	8-72	5-60
Possession Time	22:47	35:51
Third-Down Conversions	3 of 14	8 of 17
Fourth-Down Conversions	0 of 2	0 of 1
Red-Zone Scores-Chances	0-0	3-4
Sacks By: Number-Yards	2-17	3-23

INDIVIDUAL STATISTICS

RUSHING: Ohio State-Samuel, Curtis 6-67; Weber, Mike 5-24; TEAM 1-minus 1; Barrett, J.T. 11-minus 2. Clemson-Gallman 18-85; Watson 15-57; Schussler 1-19; Choice 4-16; Feaster 3-12; McCloud 2-8; A. Scott 3-8; Fuller 1-3; TEAM 1-minus 3.

PASSING: Ohio State-Barrett, J.T. 19-33-2-127. Clemson-Watson 23-36-2-259; Schuessler 1-1-0-6.

RECEIVING: Ohio State-Samuel, Curtis 9-43; Weber, Mike 3-4; Smith, Corey 2-27; Brown, Noah 2-17; Victor, Binjimen 1-21; Hill, K.J. 1-8; McLaurin, Terry 1-7. Clemson-M. Williams 6-96; Renfrow 5-50; McCloud 4-29; Fuller 3-45; A. Scott 2-16; Gallman 1-10; Cain 1-9; G. Williams 1-6; Leggett 1-4.

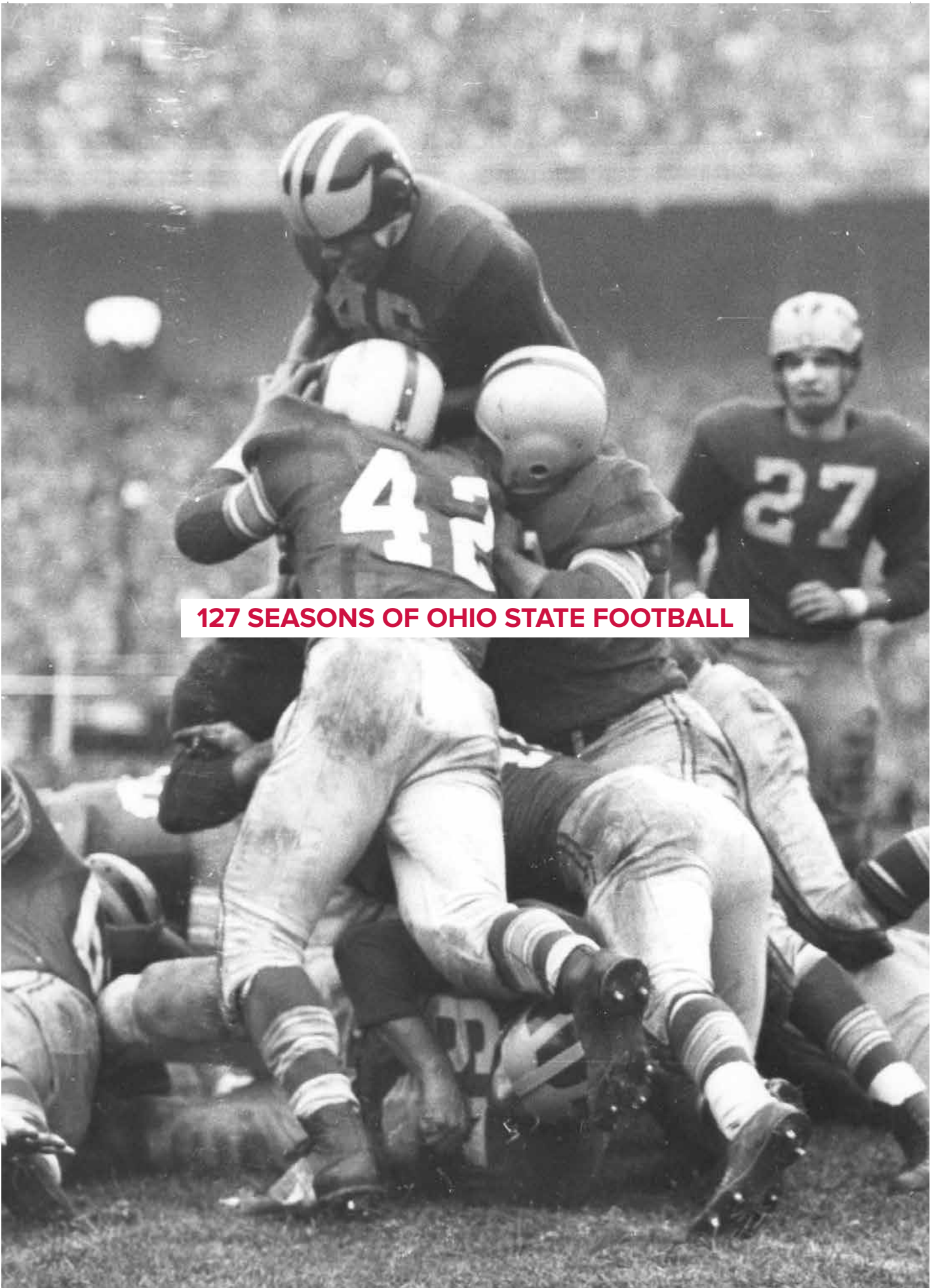
INTERCEPTIONS: Ohio State-Conley, Gareon 1-0; Hooker, Malik 1-0. Clemson-V. Smith 1-86; Tankersley 1-18.



McMILLAN



HOOKER



127 SEASONS OF OHIO STATE FOOTBALL



To quote authors Marv Homan and Paul Hornung, who co-wrote “Ohio State – 100 Years of Football”: “Ohio State University has experienced an overwhelmingly eventful, colorful, often controversial, ever-intriguing and, above all, enormously successful football history.” Much of the information in this section, which peeks at various seasons of Ohio State football between 1900 and 2016, was supplied with permission from the authors of “Ohio State – 100 Years of Football”.



1890
Football becomes a varsity sport and Alexander Lilley is the first head coach.

1899
The Buckeyes notch a 9-0-1 record, their first unbeaten season.

1901
Football crowds and support grow at an alarming rate. Columbus newspapers begin devoting more space to football and most importantly, for the first time after 12 seasons of football, the sport turned a modest profit for the ever-struggling university athletic association.

1902
Coaching hero John Eckstorm shocks the university community, announcing his resignation as head football coach after three seasons and a 22-4-3 record. Perry Hale, a star player at Yale, takes over as coach.

1904
E.R. Sweetland became the school’s first year-round football coach. Expectations were high for the 1904 team, driving the athletic association to purchase 1,500 additional bleacher seats to be installed on the east side of University Field. Unfortunately, the team and the expected crowds fell way short of all expectations. Ohio State won just six times in 11 tries. Ticket prices ranged from 25 cents to a dollar for “deluxe” games against Michigan and the Carlisle Indians.



1906
Chillicothe native and former Michigan player Al Herrnstein takes over as head coach. Herrnstein, who coached at Purdue in 1905, was instrumental in proving a non-Eastern coach could be successful in college football.

1910
The construction of new bleachers increases the capacity of Ohio Field to 10,000. Football season tickets are sold for \$2.50. Howard Jones, an All-American from Yale, is named head coach.

1911
On the recommendation of Howard Jones, the athletic board hires Harry Vaughn, also from Yale, as head football coach. Vaughn shows little interest in coaching and resigns after leading Ohio State to a 5-3-2 season.

1912
The athletic board, growing tired of the constant turnover, decides to try a new approach and make the head football coach also serve as the director of athletics. Weary of choosing Eastern coaches, the board hired John Richards, a former Wisconsin coach, to assume both roles. The strategy backfires, as Richards goes 6-3 and resigns after one season. With five minutes remaining in the Penn State game and OSU trailing 37-0, Richards took the Buckeyes off the field because of alleged rough play and PSU was awarded a 1-0 win. Ohio State joins the Western Conference, which later became the Big Ten, but could not compete in the conference in football until 1913.

1913
Only after Carl Rothgeb of Colorado College declined to accept the position, John W. Wilce, a former three sport star at Wisconsin, was named head football coach at Ohio State. Wilce went on to a storied 16-year career at OSU, leading the school to three Big Ten championships. The Buckeyes made their football debut in the Western Conference, creating a wave of electric enthusiasm throughout Columbus. Ohio Field’s capacity had been increased to 14,000 in anticipation of joining the conference. Ohio State collected its first league win Nov. 13 with a 58-0 trouncing of Northwestern.

1914
Ohio State produced its first All-American, end Boyd Cherry, and went 5-2. Interest in football at the school continued to skyrocket.

1915
Varsity manager William A. Dougherty wrote the fight song “Across the Field.” The song was dedicated to Coach John Wilce and was first performed at the Illinois game (Oct. 16, 1915).

1916
BIG TEN CHAMPION
Ohio State went a perfect 7-0 and captured its first Western Conference title – sort of. For a reason still unknown, the conference did not officially recognize football championships in those days. Highlights of the championship season included a school record 128-0 win over Oberlin, the first win over Wisconsin (14-13), and a season-ending 23-3 victory over Northwestern that decided the conference championship. Chic Harley earned the first of what would become three All-America awards. He was OSU’s first three-time All-American and one of only eight in school history.



1917**BIG TEN CHAMPION**

A powerful Ohio State team finished 8-0-1, capturing its second-consecutive Western Conference championship. Strangely enough, two postseason games were played that year. Ohio State tied Auburn, 0-0, in a game played in Montgomery, Ala., to benefit the Ohio National Guard training in the South. Another game was played the next weekend, as Ohio State rolled over Camp Sherman, a team from Chillicothe. Chic Harley earned All-America honors for the second consecutive season, and more importantly, became the talk of the Midwest. Fans turned out in record numbers to see Harley. The legendary Walter Camp, who selected the only official college All-America team in those days, visited Columbus to watch Harley play.



finishing the regular season 7-0 and capturing the school's third Western Conference title. The undefeated season drove Ohio State football into the national spotlight and caught the eye of the Tournament of Roses Association in Pasadena, Calif. At the conclusion of the regular season, Ohio State received an invitation to play in the Rose Bowl against California Jan. 1, 1921. After heated discussions between members of the athletic board and St. John, the football team was granted permission to play in the game.

1921

The fact Ohio State went 5-2 and collected its third-consecutive win over Michigan was dwarfed by the construction occurring just a few blocks from Ohio Field in 1921. On Aug. 3, Ohio Governor Harry Davis joined a crowd of over 2,500 to officially break ground on the new stadium. The massive project was scheduled to take only 14 months and originally was to be completed at a cost of \$1,341,017. After speculation the new stadium would seat about 35,000, it was officially announced it would actually seat over 60,000, a figure that drew harsh criticism from many. Upon completion, the final cost of the stadium exceeded \$1,500,000. More than \$1,000,000 of that cost had been pledged by proud and dedicated Ohio State football fans.

1922

Those that cited concerns of Ohio Stadium being too large looked on in awe as the stadium was dedicated prior to the Michigan game Oct. 21. Temporary stands were erected in the south end of the stadium, and a crowd of 72,500 was estimated. The dedication game against the Wolverines was actually the third game played in Ohio Stadium. Ohio State christened its new home with a 5-0 win over Ohio Wesleyan in front of 25,000 people. OSU won the first two games in Ohio Stadium, but finished the season with a disappointing 3-4 mark.

1928

L.W. St. John announces all stadium debt has been paid, a remarkable achievement considering the facility had been standing for only eight short years. Coach Wilce announces his resignation, to take effect in June, 1929, citing the desire to enter the private practice of medicine. After capturing three Western Conference championships and producing 14 All-Americans, Wilce left football and did postgraduate research at Harvard and Columbia before becoming the Director of the Ohio State University Student Health Services in 1934.

1929

Sam Willaman, an assistant on Wilce's staff and a 1913 Ohio State graduate, was named the 13th head coach in the history of Ohio State football. He led the team to a 4-3-1 finish in his first season.

1930


Wes Fesler becomes only the second three-time All-American in Ohio State history, captaining the Buckeyes and leading them to a 5-2-1 record. He also is the first recorded winner of the team's Most Valuable Player Award. Fesler, one of the school's top all-time all-around athletes, earned nine total varsity letters – three each in football, basketball and baseball.

1933

Fueled by an incredible defense, Ohio State finished 7-1, dropping only a 14-0 decision to Michigan. The Buckeyes allowed only 26 points the entire season, while scoring 161.

1934

Francis Schmidt is named the head football coach, ushering in not only a new era but also a new style of football. With an offensive scheme dubbed "razzle-dazzle" by the press and featuring double and triple reverses, laterals, and passes, Schmidt's inaugural team scored 267 points – the second most



in OSU history at that point. Schmidt's off-the-field antics were just as colorful as his on-field plays, making him an instant hit with the community. After accepting the coaching position, he was asked how he expected to cope with the OSU nemesis from Ann Arbor. Dressed in his inevitable bow tie, his matter-of-fact answer developed into a cliché: "They put their pants on one leg at a time same as everybody else." Schmidt's comment leads to the formation of the "Gold Pants Club," which awarded miniature gold football pants to all players who had a hand in a victory over the Wolverines. The tradition of an annual Captain's Breakfast, where all former grid captains are invited to a breakfast and welcome the current team captains, also began.

1935**BIG TEN CHAMPION**

Ohio State collected its second-consecutive 7-1 season under Schmidt, claiming the school's first Big Ten title in 14 years. The Buckeyes capped the year with a 38-0 season-ending win over Michigan. That season finale launched the now famous season-ending rivalry. Since then, Ohio State has ended its regular-season schedule with a battle against the Wolverines every year but one. Also in 1935, Ohio State and Notre Dame play what was hailed as the "greatest college game ever played," for many years after. The Buckeyes held a 13-0 lead entering the fourth quarter, but Notre Dame scored three times in the final stanza – twice in the last two minutes – for an 18-13 win.

1936

The Ohio State Marching Band performed "Script Ohio" for the first time at the Pittsburgh game (Oct. 10, 1936). OSU dropped its Big Ten opener to Northwestern, 14-13, but steamrolled through its remaining conference schedule with four shutouts in four games.

1939**BIG TEN CHAMPION**

Ohio State won its first outright Big Ten title in 19 years. It is the only outright title for Ohio State in a season when it lost to Michigan.

1941

After a dominant high school coaching career in Massillon, Ohio, Paul Brown was named Ohio State's 15th head coach. An incredibly organized, meticulous man, Brown led Ohio State to a 6-1-1 mark in his debut season. He also earned OSU's first West Coast win, a 33-0 trouncing at Southern California in only Brown's second collegiate game. The season ended with a 20-all tie at Michigan.

1942**NATIONAL CHAMPION
BIG TEN CHAMPION**

Though World War II loomed over the nation, Ohio State football fans reveled in one of the most glorious seasons ever. The Buckeyes captured the school's first national championship as well as a Big Ten title, finishing the year 9-1 and ranked No. 1 in the Associated Press poll. Led by a star-studded backfield that included Les Horvath, Paul Sarringhaus and Gene Fekete, OSU rolled to 337 points, a record that stood until 1969. The only loss of the season, a 17-7 decision at Wisconsin, even had an asterisk. Several key players and coaches caught a debilitating virus from a drinking fountain on the train from Chicago to Madison.



**1943**

With a game apparently ending in a 26-all tie, Ohio State and Illinois left the field. But the teams were called back 20 minutes later when it was discovered the Illini were called for a penalty on the Buckeyes' final play. With little of the crowd remaining, John Stungis kicked a 27-yard field goal – the first of his career – for a 29-26 OSU win. Coach Paul Brown, a Lieutenant Junior-Grade, left Ohio State for the Great Lakes Naval Training Station in April of 1944.

1944**BIG TEN CHAMPION**

Carroll Widdoes, an assistant of Paul Brown's at Massillon and Ohio State, was named acting head coach. In his first season, the Buckeyes finish 9-0 and claim the Big Ten championship, but finish No. 2 in the Associated Press poll, behind Army. OSU fans claim an unofficial "civilian national championship." Les Horvath became the school's first Heisman Trophy winner. Ohio State received an invitation to the Rose Bowl, but faculty representatives from around the Big Ten disallow the trip.

1946

In one of the program's more unique coaching moves, offensive coordinator Paul Bixler and head coach Carroll Widdoes switched roles prior to the season. Following the season, Bixler turns in his resignation.

1947

In the same meeting Bixler announces his intentions to resign, L. W. St. John proposes to the athletic board that Wes Fesler be the next head coach at Ohio State. The board concurs, and Fesler, a three-time All-American at Ohio State in the 1930s, becomes the program's fifth head coach in eight years. In one of the stranger games during the 1900s, Ohio State was afforded

three plays after time had expired because of Northwestern penalties and came away with a 7-6 victory in Ohio Stadium.

1949**BIG TEN CHAMPION**

Ohio State captures a share of the Big Ten championship and collects its first Rose Bowl win, beating California, 17-14.

1950

Vic Janowicz puts on arguably the greatest individual display in college football history against Iowa. He sent two kickoffs out of the endzone for touchbacks, recovered two fumbles on defense, scored on an 11-yard touchdown run, returned a punt 61 yards for a touchdown, threw a 12-yard scoring strike, and kicked three extra points – all in the first five minutes of the game. The famous "Snow Bowl" game with Michigan was played in late November. Somehow, between the swirling winds and zero visibility, Janowicz boots a 27-yard field goal in what would later be called one of the "Greatest Feats in American Sports" by a panel of sportswriters. To no one's surprise, Janowicz wins the Heisman Trophy. On Dec. 9, Fesler submits a lengthy resignation statement.

1951

After a highly-scrutinized selection process, Wayne Woodrow "Woody" Hayes begins his 28-year tenure as head coach. A tireless worker, meticulous planner, and a Lieutenant Commander in the Navy, Hayes led his initial Buckeye team, which struggled to adjust to his T-formation style, to a 4-3-2 finish. Many thought Hayes' days at Ohio State were numbered. They were wrong.

**1954****NATIONAL CHAMPION
BIG TEN CHAMPION**

Ohio State claims its second national championship with a perfect 10-0 season, beating Southern Cal, 20-7, in a rainy, mud-soaked Rose Bowl game. The rift between West Coast writers and Hayes is born when the OSU coach criticizes the Tournament of Roses Association for not covering the field before the game and allowing the bands to perform at halftime.

1955**BIG TEN CHAMPION**

Ohio State uses a 17-0 blanking of Michigan to claim its second-consecutive Big Ten championship. Howard "Hopalong" Cassidy becomes Ohio State's third Heisman Trophy winner. During the season, Hayes voices his displeasure over the fact several other football conferences had started awarding scholarships to student-athletes, but the Big Ten had failed to follow suit. After a series of meetings and heated debates, the conference adopts a complicated grant-in-aid program based on financial need, marking the first form of athletics scholarship available at Ohio State.

1956

Ohio State sets a Big Ten record with 17 consecutive victories, breaking Michigan's previous mark of 15. Offensive guard Jim Parker became the first OSU player to win the Outland Trophy.

1957**NATIONAL CHAMPION
BIG TEN CHAMPION**

After dropping the season opener, the Buckeyes win nine consecutive games to capture the school's third national championship and second under Hayes. OSU knocked off Oregon 10-7 in the Rose Bowl for its third consecutive win in Pasadena.

1961**NATIONAL CHAMPION
BIG TEN CHAMPION**

Ohio State finishes 8-0-1, defeats Michigan, 50-20, wins the Big Ten and is named national champions by the Football Writers. A bitter dispute among the school's faculty council erupted when a Rose Bowl invitation arrived. By a narrow margin, the council voted not to accept the invitation and skip the bowl game. A livid Hayes claimed for years the decision hampered his recruiting efforts.

1963

Ohio State defeated Michigan in Ann Arbor, 14-10, marking the fourth consecutive Buckeye win over the Wolverines. The game was delayed a week as the nation mourned the death of President John F. Kennedy. The attendance of 36,424 was the smallest at Michigan Stadium in 20 years.

**1968****NATIONAL CHAMPION
BIG TEN CHAMPION**

Arguably the finest Ohio State team in history uses a dominating 50-14 win over Michigan and a 27-16 come-from-behind victory over Southern California in the Rose Bowl to earn the school's fifth national championship. Before the final polls crowning the Buckeyes champions are released, Coach Hayes departs for Vietnam for a volunteer trip to talk football with U.S. servicemen. Later, the Sporting News called this team one of the 10 greatest college football teams of all-time.

1969**BIG TEN CHAMPION**

A squad Coach Hayes called "the best team we ever put together, probably the best team that ever played college football," rolled easily to a 9-0 record, but a season-ending loss to Michigan ended OSU's 22-game unbeaten streak and bid for a second consecutive national title.

1970**NATIONAL CHAMPION
BIG TEN CHAMPION**

Jim Stillwagon wins both the Outland and the first Lombardi Award. Ohio State rolls to nine consecutive wins – including a 20-9 triumph over Michigan that has been called one of the most emotional games in Ohio Stadium history – before falling to Stanford in the Rose Bowl. Ohio State still was awarded a national championship by the National Football Foundation. A senior class featuring six All-Americans and nine all-Big Ten selections leaves OSU with a three-year mark of 27-2.

1972**BIG TEN CHAMPION**

Freshmen are cleared to play for the first time, signaling the start of the Archie Griffin era. Against the better judgment of Coach Hayes but after strong urging from backfield coach Rudy Hubbard, Griffin comes off the bench against North Carolina and rushes for a then-Ohio State record 239 yards in only his second collegiate appearance. OSU uses two goal-line stands – one in each half – to beat Michigan, 14-11, and claim a share of the Big Ten title and a trip to the Rose Bowl.

1973**BIG TEN CHAMPION**

Ohio State goes unbeaten, finishing 10-0-1 including a 42-21 trouncing of USC in the Rose Bowl. OSU becomes the first school to own three of the Top 5 vote-getters in the Heisman Trophy balloting. With five Big Ten titles, two national championships, and four Rose Bowl trips all in a six-year span, Ohio State football popularity hits an all-time high. Columbus becomes known as the "Capital of College Football."



1974 BIG TEN CHAMPION

On June 5, Coach Hayes suffers a heart attack, but pledges to return by OSU's opener Sept. 14. The fiery coach, who by this point had become larger-than-life in Columbus, did return and led OSU to its third consecutive Big Ten championship and yet another Rose Bowl. Archie Griffin won the Heisman Trophy, becoming the fifth non-senior to win the award.

1975 BIG TEN CHAMPION

Hayes gives West Coast reporters a now famous quote about Archie Griffin: "He's a better young man than he is a football player, and he's the best football player I've ever seen." Griffin becomes the first (and 41 years later still only) two-time winner of the Heisman Trophy, leading the Buckeyes to their conference-record fourth consecutive Rose Bowl. He also becomes the NCAA's all-time leading rusher in a midseason game against Purdue.

1976 BIG TEN CHAMPION

Just one year after the Big Ten changes the rule to allow more than just the conference champion to attend a bowl game, the Buckeyes notch a share of the Big Ten championship and beat Colorado, 27-10, in the Orange Bowl.

1977 BIG TEN CHAMPION

Ohio State won a Big Ten Conference championship for a record sixth consecutive year and for the 13th, and final time, under coach Woody Hayes.

1978

A win over Baylor gave Coach Hayes his 200th win as an Ohio State coach. He would coach his last game three months later against Clemson in the Gator Bowl, ending a 28-year Ohio State career with a record of 205-61-10 with five national championships and 13 Big Ten crowns.

1979 BIG TEN CHAMPION

Former Ohio State player and assistant coach Earle Bruce is named head coach. The Buckeyes finish the regular season 11-0 and come within a point of a national championship, falling 17-16 to Southern California in the Rose Bowl. Bruce is named the Big Ten and national coach of the year in his first season.

1981 BIG TEN CHAMPION

The Buckeyes capture their second Big Ten championship in three years under Bruce and top Navy in the Liberty Bowl. Art Schlichter completed 31 of 52 passes for 458 yards – all OSU records – against the Florida State Seminoles.

1984 BIG TEN CHAMPION

After a five-year absence, Ohio State returns to the Rose Bowl with an undisputed Big Ten championship. Chris Spielman makes his debut a memorable one in the season opener against Oregon State, making 10 tackles in the second half after coming off the bench. Keith Byars rushes for a then school-record 274 yards and scored five touchdowns in a 45-38 win over Illinois. Byars' memorable day also included a 67-yard touchdown run where he lost one shoe 35 yards from the goal line.

1985

The first night game in Ohio Stadium history – thanks to portable light standards – ends in a 10-7 Ohio State win over Pittsburgh. Flanker Mike Lanese becomes the first OSU football player to win a Rhodes Scholarship. A preseason foot injury to Heisman Trophy favorite Keith Byars dampens Ohio State's hopes for a championship season.

1986

BIG TEN CHAMPION

Ohio State loses its first two games of the season for the first time since 1894, but wins nine consecutive games to earn a share of the Big Ten title.



1987

College football fans everywhere mourn the death of Woody Hayes on March 12. President Richard Nixon, joined by a crowd of over 10,000, speaks at Hayes' memorial service. That fall, linebacker Chris Spielman wins the Lombardi Award and the season - and nine-year coaching run for Earle Bruce - ends with a thrilling 23-20 win at Michigan.

1988

John Cooper, then head coach at Arizona State, is named the school's 21st head football coach after an intense search conducted by new Director of Athletics Jim Jones.

1989

Ohio State celebrates its 100th season of intercollegiate football. The Buckeyes overcome a 31-0 deficit to win 41-37 at Minnesota, equaling the largest comeback in NCAA history. OSU competes in the Hall of Fame Bowl, its 10th different postseason bowl appearance.

1990

Natural grass returns to Ohio Stadium. Robert Smith gains 1,126 yards to break Archie Griffin's OSU freshman rushing record.

1991

Thanks to 5,000 new bleacher seats, home total (654,500), average home (90,500) and single game (95,357 vs. Iowa) attendance records fall.

1993

BIG TEN CHAMPION

OSU records its best record since 1979 by going 10-1-1, capturing a share of the Big Ten title and winning the Holiday Bowl.

1994

The Buckeyes defeat Michigan 22-6, ending a six-game winless streak against the Wolverines.



1995

Ohio State dominated college football's individual awards. Eddie George becomes OSU's sixth Heisman Trophy winner. Orlando Pace becomes the first sophomore to win the Lombardi Award, and Terry Glenn wins the Biletnikoff Award. The Buckeyes tie a school record with 11 wins and play in the Citrus Bowl. OSU sets a school record with 475 points scored. A then Ohio Stadium record crowd of 95,537 is on hand for Ohio State's 45-26 win over Notre Dame.



1996

BIG TEN CHAMPION

The Buckeyes win their 27th Big Ten title and defeat Arizona State in the Rose Bowl, winding up No. 2 in both national polls. Orlando Pace repeats as the Lombardi Award winner and wins the Outland Trophy. It marks the fourth consecutive season Ohio State has finished among the nation's Top 10 in one of the major polls.

1998

BIG TEN CHAMPION

Ohio State notched its fourth-consecutive 10-win season. The Buckeyes spend 10 weeks as the No. 1 team in the Associated Press Poll and cap the season with a 24-14 win over Texas A&M in the Sugar Bowl. Joe Germaine wins the Chicago Tribune's Silver Football Award as the Big Ten's Most Valuable Player, and the Buckeyes go a perfect 5-0 against teams ranked in the Top 25. Antoine Winfield wins the Thorpe Award.

1999

Athletics Director Andy Geiger announces the retirement of Archie Griffin's No. 45 at the Sept. 30 Iowa game. It is the first number retired in any sport in Ohio State history.

2000

The jersey numbers of former Heisman Trophy winners Vic Janowicz (31) and Howard "Hopalong" Cassidy (40) are retired at home games against Penn State and Michigan, respectively. Following the 8-4 season that included season-ending losses to Michigan and South Carolina in the Outback Bowl, former OSU assistant Jim Tressel is named to replace John Cooper as head coach of the Buckeyes.

2001

Jim Tressel becomes the Buckeyes' 22nd head football coach. The jerseys of Les Horvath (22) and Eddie George (27), Ohio State's first and most recent Heisman Trophy winners, respectively, are retired. The Buckeyes defeat Michigan in Ann Arbor, their first win there since 1987. The three-year, \$194 million stadium renovation is completed.





2002 NATIONAL CHAMPION BIG TEN CHAMPION

Ohio State captures the school's seventh national championship and the Big Ten's first unanimous crown since 1968 by compiling a 14-0 record and defeating Miami in the Tostitos Fiesta Bowl on Jan. 3. The 14 victories set an NCAA Division I-A record. Their 31-24 double-overtime victory over Miami is typical of a heart-pounding season in which they win five games by six points or less. Quarterback Craig Krenzel and two-way (flanker and cornerback) star Chris Gamble, share team MVP honors.

2003

The Buckeyes extend their winning streak to 19 games – the second longest in school history at the time – before a 17-10 loss at Wisconsin ended that streak. A triple overtime win over North Carolina State was the first OT game in Ohio Stadium and the longest game in OSU history: 4:17. OSU won its second consecutive BCS game with a 35-28 win over Kansas State in the Fiesta Bowl.

2004

The senior class had the satisfaction of being just the second class in Ohio State history to post winning records against Michigan (3-1) and in bowl play (3-1). Chic Harley, Ohio State's first three-time All-American, had his jersey retired.

2005 BIG TEN CHAMPION

The Buckeyes captured a share of their 30th Big Ten title and closed the season with seven consecutive wins en route to a 10-2 record. Coach Jim Tressel's

squad posted rare back-to-back wins over Michigan and Notre Dame, the latter in the Fiesta Bowl for the Buckeyes' fourth consecutive bowl victory and third BCS triumph in four years. Quarterback Troy Smith was the MVP of the Fiesta Bowl, where he accounted for 408 yards in total offense.



2006 BIG TEN CHAMPION

The 2006 Buckeyes opened the season at No. 1 in the polls and remained there throughout the regular season. Jim Tressel's team compiled a perfect 12-0 regular season record and won the school's first outright Big Ten title since 1984. The Buckeyes defeated No. 2 Texas in Austin and No. 2 Michigan in Columbus, the latter a 42-39 shootout that will go down as one of the most thrilling games every played in the storied rivalry. After a loss to Florida in the National Championship game in Arizona, the Buckeyes wound up No. 2 in the final polls. Individually, the story of the season was senior quarterback Troy Smith, who threw for a school record 30 touchdowns, won unanimous All-America honors and became Ohio State's seventh Heisman Trophy winner.

2007 BIG TEN CHAMPION

Picked third in the preseason Big Ten race, the young and offensively inexperienced Buckeyes went on to win another Big Ten outright title and finished the regular season with an 11-1 mark, the only loss coming to Illinois. Ohio State, which moved to No. 1 in the polls by mid-October, finished with a 14-3 win at Michigan; after a number of upsets across the nation during the next two weeks, the Buckeyes were No. 1 in the BCS

standings entering the bowl season. Ohio State went to play LSU in New Orleans, dropping a 38-24 decision to finish ranked fourth. Junior James Laurinaitis, the Butkus Award winner, was a finalist for five national awards. Coach Jim Tressel won his 200th career game with the victory at Washington. Bill Willis, the pioneering 1940s All-American, had his No. 99 jersey retired.

2008 BIG TEN CHAMPION

Ohio State posted a fifth straight win over Michigan (42-7) for the first time in the storied rivalry. The Buckeyes also won a share of their fourth straight Big Ten title and played in their fourth consecutive BCS bowl, losing 24-21 to Texas in the Tostitos Fiesta Bowl.



2009 BIG TEN CHAMPION

Capturing their fifth straight Big Ten title, the 11-2 Buckeyes advanced to Pasadena for the first time in 12 years, defeating favored Oregon 26-17 behind the play of Rose Bowl MVP Terrelle Pryor. Winning the conference crown outright, Ohio State closed the regular season with wins over nationally ranked Penn State, league-leading Iowa (in overtime) and at Michigan (21-10), the sixth consecutive victory over the Wolverines, an OSU record.

2010

All wins from the 2010 football season were vacated by the NCAA Committee on Infractions. Ohio State, therefore, is not credited as being the first team in Big Ten history to win at least 10 games in six consecutive seasons; with winning 12 of 13 games in 2010, including the Sugar Bowl; with winning a sixth consecutive Big Ten championship; or with winning for the seventh consecutive season over rival Michigan.



2012

Coach Urban Meyer and the 2012 Ohio State Buckeyes were not eligible to compete in the post-season, but that didn't stop the program from doing everything else it possibly could. The Buckeyes posted a 12-0 record for just the sixth undefeated/untied season in school history and won the Big Ten Conference Leaders Division title. The Buckeyes went 8-0 in the Big Ten with wins over three Top 20 teams – at Michigan State, Nebraska and Michigan.

2013

The 2013 Buckeyes extended the 12-game winning streak from 2012 to a school-record 24 consecutive games before a defeat in the Big Ten Conference championship game. School and Big Ten Conference records were set by the Buckeyes for rushing yards (4,321) and total offensive yards (7,167).



2014 NATIONAL CHAMPION BIG TEN CHAMPION

Urban Meyer's 2014 Ohio State Buckeyes captured the eighth national championship in school history to cap its 125th season of football. Led by eight senior starters, the Buckeyes won their final 13 games to win the first College Football Playoff national championship while tying the NCAA record for wins in a season with 14.


The Buckeyes stayed perfect in Big Ten play under Meyer by winning all eight games to extend their conference record-winning streak to 24 games. Then with Cardale Jones replacing the injured J.T. Barrett at quarterback, the Buckeyes beat Wisconsin, 59-0, to win the school's 35th Big Ten Conference championship; a win so convincing the team earned one of four positions in the first College Football Playoff. In the CFP semifinals at the Allstate Sugar Bowl, Ohio State came back from a 21-6 deficit behind outstanding defense and 230 rushing yards from Ezekiel Elliott to defeat No. 1 Alabama, 42-35, and claim national championship game berth vs. No. 2 Oregon. And 11 days later in the CFP National Championship game at Reliant Stadium in Arlington, Texas, the Ohio State defense was again dominant and Elliott led an offensive charge with 246 rushing yards and four touchdowns in the 42-20 victory.

2015

Ohio State defeats Michigan a fourth consecutive time, 42-13 in Ann Arbor, and then powers to a 44-28 win over Notre Dame in the Fiesta Bowl to cap a 12-1 campaign. Ohio State's seniors tie an NCAA FBS-record with 50 victories and finish their careers with a 50-4 overall record. The seniors are also part of a school-record 24-game win streak, a second win streak of 20 games, an FBS-record 30 consecutive conference game winning streak and a four-year, undefeated record in road games (18-0).

2016

Ohio State defeats Michigan for a fifth consecutive time, 30-27, in double overtime before an Ohio Stadium record crowd of 110,082 fans. The Buckeyes are selected for the College Football Playoffs for the second time in the three-year existence of the championship structure.



LEGENDS & GREATS

COACHES



HAYES

WOODY HAYES

Head Coach – 1951-78

- 205-61-10 Ohio State Record
- College Football Hall of Fame (1983)
- Three-time National Coach of the Year (1957, 1968, 1975)
- Five National Championships (1954, 1957, 1961, 1968, 1970)
- 13 Big Ten Championships
- 54 All-Americans
- 18 Academic All-Americans

Wayne Woodrow “Woody” Hayes was the heart and soul of Ohio State football for 28 seasons, between 1951-78. A worshipper of tough men, he preached self-reliance, education and that the more you give, the more you get in return. He took the Buckeyes to heights never before achieved in the school’s rich football history, and he touched countless lives along the way. While stalking the Ohio State sidelines, Hayes led the Buckeyes to five national championships (and narrowly missed four others), 13 Big Ten Conference championships and to eight Rose Bowls. A two-time national Coach of the Year, Hayes coached, taught and tutored 56 All-Americans, three Heisman Trophy winners and some of the greatest players ever to play college football: Hopalong Cassidy, Jim Parker, Rex Kern, Jack Tatum, John Hicks, Randy Gradishar, Chris Ward and, of course Archie Griffin, the only two-time winner of the Heisman Memorial Trophy.

PAUL BROWN

Head Coach – 1941-43

- 18-8-1 Ohio State Record
- 1942 National Champions
- First head coach of the Cleveland Browns
- First head coach of the Cincinnati Bengals
- Pro Football Hall of Fame (1967)
- Ohio State Athletics Hall of Fame (1991)
- Considered the “father of the modern offense”

Paul Brown is considered by many to be the “father of the modern offense” and was highly acclaimed for his many ideas on planning and organization that changed the game of football. Under Brown, the Buckeyes went 18-8-1 and were known for their speed, intelligence and love of contact. In his first season at the helm at OSU, Brown went 6-1-1, tied for second place in the Western Conference and finished 13th in the AP poll. The next year, 1942, despite losing many lettermen to graduation or military service in World War II, Brown led Ohio State to its first national championship. Following military service, Brown became the first head coach of the Cleveland Browns and also the Cincinnati Bengals. He won four AAFC championships and three NFL championships with the Browns, and was named professional coach of the year six times. Born in Norwalk, Ohio, Brown grew up in Massillon. He was inducted into the Pro Football Hall of Fame in 1967 and the Ohio State University Athletics Hall of Fame in 1991. He died in August, 1991, but forever left his influence on the game of football throughout Ohio and beyond.



BROWN



BRUCE

EARLE BRUCE

Head Coach – 1979-87

- 81-26-1 Ohio State Record
- College Football Hall of Fame (2002)
- National Coach of the Year (1979)
- Four Big Ten Championships
- 5-4 record vs. Michigan
- 11 All-Americans
- Seven Academic All-Americans

Ohio State graduate and former player Earle Bruce led Ohio State for nine seasons, compiling an 81-26-1 record that included a 5-4 record vs. Michigan and a 5-3 record in bowl games. A former assistant coach under Woody Hayes, Bruce was fiery like his mentor and demanded nothing short of excellence on and off the playing field. His Buckeyes delivered, winning four Big Ten Conference championships, including in 1979 when Bruce won his first 11 games as coach and was named college football’s national Coach of the Year. He also guided Ohio State to Big Ten titles in 1981, an outright crown in 1984 and a return to the Rose Bowl, and in 1986. Bruce’s last game as Ohio State coach came on Nov. 21, 1987: a 23-20 win at Michigan. The game also was the last game coached at Ohio State for one graduate assistant coach: Urban Meyer...until 2012.

COACHES

JOHN COOPER**Head Coach – 1988-2000**

- 111-43 Ohio State Record; 192-84-6 overall (24)
- College Football Hall of Fame (2008)
- Three Big Ten Championships
- 22 All-Americans
- Six Academic All-Americans
- AP National Coach of the Year (1986)
- Rose Bowl Hall of Fame (2012)

Explosive offenses, tons of points and excellent defenses were the hallmarks of John Cooper's 13 years as Ohio State head coach between 1988-2000. Cooper, the only coach to win Rose Bowls as coach of a Pac-10 school and a Big Ten school, won 111 games, three Big Ten Conference championships and the 1997 Rose Bowl when his Buckeyes finished 11-1 and No. 2 in the nation. Cooper's teams still own three of the top four single season passing totals in school history and two of the top four total offense totals. Ohio State finished in the Top 10 nationally five times under Cooper, including the 1998 team that joined the 1996 team as No. 2 in the nation. Buckeyes won all the major awards during Cooper's era, including the Heisman, Outland, Lombardi, Butkus, Thorpe and Biletnikoff awards. Additionally, 17 were first-round NFL draft picks, including Robert Smith, Dan Wilkinson, Eddie George, Orlando Pace, Shawn Springs and Andy Katzenmoyer.

**COOPER****MEYER****URBAN MEYER****Head Coach – 2012-present**

- 61-6 Ohio State Record
- National Champion: 2006, 2008 & 2014
- Three-time National Coach of the Year (2003, 2004 & 2006)
- Sporting News Coach of the Decade (2000-09)
- Sports Illustrated Coach of the Decade (2000-09)
- 28 All-Americans
- 11 Academic All-Americans


Urban Meyer is 61-6 through his first five seasons as head coach at The Ohio State University and 165-29 overall for an NCAA record number of wins for an FBS coach in his first 15 seasons. Meyer's 2015 Buckeye senior class was the first Power 5 school to achieve 50 wins, and this group of seniors was impressive across the board. Consider: they won a national championship and a Big Ten championship in 2014; they won a Big Ten Conference and national-record 30 consecutive conference games; they set the school record with a 24-game winning streak plus had a second, 23-game winning streak; and they were unbeaten on the road at 18-0. These five seasons at Ohio State, on top of an equally impressive 10-year run as head coach at three previous schools, have allowed Meyer to build a resume that has him positioned among the best collegiate coaches ever. He has the highest winning percentage – .850 – among coaches with at least 10 years of coaching experience at a four-year college, and he has the sixth-highest winning percentage all-time among all coaches – regardless of division – with at least 10 years of experience at a four-year school. Meyer's

teams are 165-29 in his 15 seasons as head coach with three national championships and an 11-victory per year pace that, if it continues, will enable him to reach 200 victories faster than any other coach.

JIM TRESSEL**Head Coach – 2001-2011**

- 94-21 Ohio State Record
- College Football Hall of Fame (2015)
- National Champion: 2002
- National Coach of the Year (2002)
- Six Big Ten Championships
- 24 All-Americans
- Five Academic All-Americans

Jim Tressel was exactly right when he announced to the crowd at a basketball game in 2001 that it would be proud of the Buckeyes "...most especially in 310 days in Ann Arbor, Mich." Tressel's Buckeyes owned "that team up north," winning all but one game, including an Ohio State-record six consecutive wins. His teams were among the finest in the nation during his tenure between 2001-10. The Buckeyes captured the 2002 national championship with a 14-0 season. The Buckeyes went to two additional BCS national championship games and won six Big Ten titles, including five consecutive at one point. Ohio State went to seven BCS bowl games and won 10 or more games seven times. Off the field, 133 Buckeyes earned their degrees and more were named Academic All-Big Ten than from any other team. Buckeyes also won all the national awards, including the Heisman Trophy (Troy Smith) and the Draddy Award (the academic Heisman; Craig Krenzell).

**TRESSEL**

HEISMAN TROPHY WINNERS



GRIFFIN

45 ARCHIE GRIFFIN Running Back – 1972-75

- Heisman Trophy Winner (1974)
- Chicago Tribune Silver Football Award (1974)
- Walter Camp Player of the Year (1974)
- UPI Player of the Year (1974)
- Then school-record 1,695 rushing yards

Woody Hayes famously said of Archie Griffin: “He’s a better young man than he is a football player and he’s the best football player I’ve ever seen.” It didn’t take long for Griffin’s greatness to emerge. He rushed for an Ohio State single-game record 239 yards against North Carolina in the second game of his freshman season (1972) and the following season he became the first Ohio State sophomore to rush for more than 1,000 yards (1,577) and he was named All-American and the Chicago Tribune’s Silver Football award winner as the Big Ten player of the year.

Griffin, from Columbus and Eastmoor High School, won his first Heisman Trophy as a junior in 1974 when he rushed for a school record 1,695 yards and led the Buckeyes to a third of what would become a conference-record six consecutive Big Ten championships. He was also a unanimous All-American, the repeat Big Ten Silver Football award winner and the UPI and Walter Camp player of the year. Griffin, who graduated from Ohio State with a degree in industrial relations and received the NCAA’s prestigious Top Five Award for combined excellence in athletics, academics and leadership, would go on to achieve legendary status in the world of college football as an Ohio State senior in 1975.

45 ARCHIE GRIFFIN Running Back – 1972-75


- Heisman Trophy Winner (1975)
- First-and-only two-time Heisman Trophy Winner
- Held NCAA record with 5,177 rushing yards
- College Football Hall of Fame (1986)
- Rose Bowl “Player of the Century” (2013)

Archie Griffin achieved legendary status in 1975 when he won his second Heisman Trophy. And, to this day, he is still the only two-time winner of the bronze statue that symbolizes the most outstanding player in college football. Griffin rushed for 1,450 yards as a senior in 1975 and, in addition to his second Heisman Trophy, he earned unanimous All-America honors and the UPI and Walter Camp player of the year awards. He closed his brilliant collegiate playing career with a then-NCAA-record 5,177 yards rushing (excluding bowl game yards), 27 touchdowns and additional NCAA records for 100-yard games (33) and consecutive 100-yard games (31).

The next four decades would be full of achievement and accolades for the only player to ever start in four Rose Bowl Games and who was president and CEO of the Ohio State Alumni Association from 2004 to 2015. He was elected to the College Football Hall of Fame in 1986. In 2006 he was named one of the NCAA’s “100 Most Influential Student-Athletes”. In 2011 he was the first recipient of the Big Ten’s Ford-Kinnick Leadership Award. In 2013 he was named the Rose Bowl’s “All-Century” Player. Griffin’s name, along with that of Red Grange, graces the Big Ten championship game MVP award. Ohio State retired his jersey number “45” Oct. 30, 1999.

GRIFFIN’S CAREER RUSHING STATS

Year	Att.	Yards	Avg.	TDs
1972	159	867	5.4	3
1973	257	1,577	6.3	7
1974	256	1,695	6.6	12
1975	262	1,450	5.5	4
Totals	934	5,589	6.0	27



HORVATH

22 LES HORVATH Back – 1941-42, 1944

- Heisman Trophy Winner (1944)
- Ohio State’s first Heisman Trophy Winner
- Chicago Tribune Silver Football Award Winner
- Led Big Ten in rushing and total offense
- College Football Hall of Fame (1969)

Les Horvath made Ohio State history in 1944 by becoming the school’s first Heisman Trophy winner. Playing both quarterback and halfback on offense and safety on defense, Horvath led the Buckeyes to a perfect 9-0 record and the Big Ten championship in 1944. In addition to leading the Big Ten in rushing with a conference-record 669 yards, and in total offense with 953 yards, the Parma, Ohio, native accounted for 1,248 all-purpose yards and was named the Big Ten’s MVP. Ironically, Horvath almost didn’t play in 1944. After helping the 1942 Buckeyes to a 9-1 record and the school’s first national championship, Horvath entered dental school at Ohio State and did not play in 1943. But when Coach Carroll Widdoes asked him to play in 1944, Horvath, who had an extra year because of wartime rules, agreed to return to the gridiron.

Horvath went on to play professional football with the Los Angeles Rams and Cleveland Browns. Following his professional career, he returned to Los Angeles and practiced dentistry. Horvath, who died in November of 1995, is a member of the College Football Hall of Fame (1969) and the Ohio State Athletics Hall of Fame (1977). His jersey number “22” was retired Oct. 6, 2001.

HEISMAN TROPHY WINNERS

HORVATH'S CAREER RUSHING STATS

Year	G	Att.	Yards	Avg.	TDs
1941	8	33	145	4.4	0
1942	10	100	481	4.8	6
1944	9	163	924	5.7	12
Totals	27	296	1,550	5.2	18

JANOWICZ'S CAREER PASSING STATS

Year	G	Att.	Comp.	Yards	TDs
1949		4	2	50	0
1950		77	32	561	12
1951		25	7	74	2
Totals		106	41	685	14

31 VIC JANOWICZ

Back – 1949-51

- Heisman Trophy Winner (1950)
- “Great runner, passer, blocker, kicker and punter”
- Chicago Tribune Silver Football Award
- Punted 21 times for 685 yards vs. Michigan in “Snow Bowl”
- College Football Hall of Fame (1976)

How good was Vic Janowicz? Good enough to win the 1950 Heisman Trophy as a junior on a team that posted a modest 6-3 record. And good enough that, to this day, most historians consider him among the greatest athletes ever to play football at Ohio State. Janowicz accounted for 16 touchdowns and 875 yards in total offense in 1950. The Elyria, Ohio, native also led the Buckeyes in scoring with 65 points. In an 83-21 win over Iowa, he ran for two touchdowns, passed for four more and set a Big Ten record with 10 extra points. Perhaps even more remarkable was a 27-yard field goal against Michigan in the now famous 1950 Snow Bowl. The kick was into a driving snow storm with the goal post barely visible. Janowicz, who was a consensus All-American in 1950, also set two more records in the Snow Bowl, punting 21 times for 685 yards.

After graduation, Janowicz played two years of professional baseball with the Pittsburgh Pirates and a year of football with the Washington Redskins. A member of the College Football Hall of Fame (1976) and the Ohio State Athletics Hall of Fame (1977), Janowicz died in February of 1996. His jersey number, “31” was retired Sept. 23, 2000.

JANOWICZ'S CAREER RUSHING STATS

Year	G	Att.	Yards	Avg.	TDs
1949		30	112	3.7	1
1950		114	314	2.8	4
1951		16	376	3.5	1
Totals		250	802	3.2	6



JANOWICZ



CASSADY

40 HOWARD “HOPALONG” CASSADY

Running Back – 1952-55

- Heisman Trophy Winner (1955)
- First Heisman Trophy winner to exceed 2,000 voting points
- Chicago Tribune Silver Football Award
- Associated Press Athlete of the Year
- College Football Hall of Fame (1979)

It didn't take Ohio State fans long to realize Howard “Hopalong” Cassady was something special. In his first game, against Indiana in 1952, he came off the bench to score three touchdowns and lead the Buckeyes to a 33-13 victory. From then on, “Hop” was a regular in the OSU lineup, playing in 36 of 37 games and leading the Buckeyes to a record of 29-8 during the next four years. In 1954, Cassady won unanimous All-America honors and helped the Buckeyes to a perfect 10-0 record and the first of five national championships for Coach Woody Hayes. Cassady again won All-America acclaim in 1955, when he rushed for 958 yards and 15 touchdowns. He won the Heisman Troph – he was the first winner to exceed 2,000 points in voting – and was named by the Associated Press as the 1955 Athlete of the Year.

Cassady finished his collegiate career with 2,466 rushing yards and 37 touchdowns. After graduation, he was a first-round pick of the Detroit Lions. He also played for Cleveland and Philadelphia before retiring. Cassady, from Columbus, is a member of the Ohio State Athletics (1997), College Football (1979) and Columbus Baseball (2005) Halls of Fame. His jersey number “40” was retired Nov. 18, 2000.

CASSADY'S CAREER RUSHING STATS

Year	G	Att.	Yards	Avg.	TDs
1952		65	293	4.5	4
1953		86	514	5.9	6
1954		123	701	5.7	6
1955		161	958	5.8	15
Totals	36	435	2,466	5.7	31

27 EDDIE GEORGE


Running Back – 1992-95

- Heisman Trophy Winner (1995)
- School-recordd 1,927 rushing yards in 1995
- Chicago Tribune Silver Football Award
- College Football Hall of Fame (2012)
- Namesake: Big Ten Offensive Player of the Year

At the start of the 1995 season, Eddie George was, at best, a long-shot contender for the Heisman Trophy. By season's end, he was the runaway choice and became Ohio State's sixth Heisman recipient. George rushed for a school-record 1,927 yards and 24 touchdowns with three 200-yard games, one of which was an Ohio State record 314 yards against Illinois Nov. 11, 1995. George's honors in 1995 include the Doak Walker Award, the Maxwell Award, the Walter Camp Player of the Year Award and Big Ten MVP.

HEISMAN TROPHY WINNERS

George, who attended Abington (Pa.) High School, rushed for 1,442 yards as a junior and completed his career as the second leading rusher in Ohio State history with 3,768 yards. Set school record for receptions by a running back with 47 in 1995. Selected by the Houston Oilers in the first round of the NFL Draft, he was the 1996 NFL Rookie of the Year and played nine years in the NFL, earning four Pro Bowl berths. George earned a bachelor's degree in landscape architecture from Ohio State. He was a 2006 inductee into the Ohio State Athletics Hall of Fame. His jersey number "27" was retired Nov. 10, 2001. In July 2012 he was inducted into the College Football Hall of Fame. The Big Ten's top offensive player receives the Graham-George Offensive Player of the Year award.



GEORGE

GEORGE'S CAREER RUSHING STATS

Year	G/GS	Att.	Yards	Avg.	TDs
1992	11/0	37	176	4.8	5
1993	11/0	42	223	5.3	3
1994	13/11	276	1,442	5.2	12
1995	13/13	328	1,927	5.9	24
Totals	48/24	683	3,768	5.5	44

10 TROY SMITH

Quarterback – 2003-06

- Heisman Trophy Winner (2006)
- Second-largest margin of victory in Heisman voting
- 3-0 record as starting QB vs. Michigan
- Chicago Tribune Silver Football Award (2006)
- NCAA record for pass efficiency (400-499 comps.)

Troy Smith may not have been Ohio State's star recruit in the spring of 2002, but by the end of the 2006 football season and his Buckeye career there were few Buckeyes with a brighter aura. Smith led the Buckeyes to a 4-1 record as a sophomore in 2004, including a 37-21 win over Michigan, in which he accounted for three touchdowns and 386 yards in total offense. In 2005, Smith guided the Buckeyes to a 10-2 record that included a thrilling come-from-behind victory at Michigan and a decisive win over Notre Dame in the Fiesta Bowl.

Smith saved his best for last, piloting the No. 1 ranked Buckeyes to a 12-0 regular season record and a spot in the national championship game as a senior in 2006. He threw for a school single-season record 30 touchdowns and became just the second quarterback in Ohio State history to post a 3-0 record against Michigan as a starter. The consensus All-American was a landslide winner in the Heisman Trophy voting, recording the second largest margin of victory ever in the balloting. Smith, who recorded a 25-3 record as a starter and is the NCAA record holder in passing efficiency for 400-499 completions (157.1), entered the Ohio State Athletics Hall of Fame in 2014 and he had his jersey No. 10 enshrined Nov. 10, 2014.


SMITH'S CAREER PASSING STATS

Year	G/GS	Att.	Comp.	Int.	Yds.	TDs
2003	1/0	0	0	0	0	0
2004	8/5	122	66	3	896	8
2005	11/10	237	149	4	2,282	16
2006	13/13	311	203	6	2,542	30
Totals	33/28	670	420	13	5,720	54



SMITH

ALL-TIME GREATS



BENTLEY

68 LeCHARLES BENTLEY Offensive Lineman – 1998-01

- Consensus All-American (2001)
- Rimington Award (2001)
- Big Ten Offensive Lineman of the Year (2001)

LeCharles Bentley was another in a long line of outstanding offensive linemen at Ohio State. During the 2001 season, he won consensus all-Big Ten and All-America honors, was chosen as the Big Ten's Offensive Lineman of the Year and was named winner of the second annual Dave Rimington Award as the best center in college football. Bentley was a three-year starter for the Buckeyes. He started the final seven games of the 1999 season (six at guard and one at tackle) before moving to center as a junior in 2000. He started all 12 games as a junior, playing through a painful lower back condition, and won second-team All-Big Ten honors. At the end of his senior year, he won first-team All-America honors on the Walter Camp, Football Writers, Football Coaches, and Associated Press teams. A second-round pick of the New Orleans Saints in the 2002 NFL Draft, Bentley was named Sports Illustrated's Offensive Rookie of the Year. He earned two Pro Bowl selections during his career with the Saints and Cleveland Browns. He will enter the Ohio State Athletics Hall of Fame in September 2017.

97 JOEY BOSA Defensive End – 2013-15

- Two-time consensus All-American (2014-15)
- Two-time Big Ten defensive lineman of the year (2014-15)
- Big Ten Defensive Player of the Year (2014)

Joey Bosa earned consensus All-America honors twice and also earned a Big Ten defensive player of the year award and two Big Ten defensive linemen of the year awards in his three seasons. He ranks in Ohio State's all-time Top 5 in four defensive categories: quarterback sacks (3rd with 26), sack yardage (4th with 177), tackles-for-loss (4th with 50.5) and TFL yardage (4th with 247). Nationally, Bosa had more TFLs during his three seasons than any other player in the nation. His five forced fumbles and two fumble recoveries led to 44 Ohio State points. Bosa was a finalist for the Lombardi Award as both a sophomore and a junior, and he was also a finalist for the Outland Trophy and Ted Hendricks awards as a sophomore. Led the Big Ten in TFLs with 21 for 116 yards in 2014 and led Big Ten in conference games in 2015 with 13.5 TFLs. Over the course of the 2013 and 2014 seasons he tied an Ohio State record with a TFL in 14 consecutive games. He was the third overall pick of the 2016 NFL Draft by San Diego and the highest pick since Orlando Pace went No. 1 overall in 1997. Bosa was named the NFL's Defensive Rookie of the Year and the Pro Football Writers of America Defensive Rookie of the Year for the 2016 season.



BOSA

BOSA'S CAREER DEFENSIVE STATS

Year	G-GS	Tot.	TFL	Yards	Sacks
2013	14-10	44	13.5	71	7.5
2014	15-15	55	21.0	116	13.5
2015	12-12	51	16.0	60	5.0
Totals	41-37	150	50.5	247	26



BOSTON

9 DAVID BOSTON Split End – 1996-98

- Still holds 10 Ohio State receiving records
- Most career receptions, TDs and 100-yard games
- All-American (1998)

In three seasons, David Boston set or tied 12 Ohio State receiving records, including most receptions (191), yards (2,855) and touchdowns (34) in a career and most receptions (85) and yards (1,435) in a season (1998). His records also included most 100-yard receiving games in a career (13) and season (eight in 1998). He still holds the career marks for receptions and touchdown receptions. In 1998, he earned first team All-America honors. But what separated him from other receivers in OSU history is the way he stood out in big games. With 19 seconds left to play in the 1997 Rose Bowl against Arizona State, he caught the game-winning touchdown. In the 1998 Michigan game, he had 10 receptions for 231 yards and two touchdowns. He capped his career by being named MVP of the 1999 Sugar Bowl. The Humble, Texas, native played eight seasons in the NFL after being drafted in the first round with the ninth overall pick by the Arizona Cardinals.

BOSTON'S CAREER RECEIVING STATS

Year	G	Rec.	Yards	Avg.	TDs
1996	12	33	450	13.6	7
1997	13	73	970	13.3	14
1998	12	85	1,435	16.9	13
Totals	37	191	2,855	14.9	30

ALL-TIME GREATS



BYARS


41 KEITH BYARS Running Back – 1982-85

- Chicago Tribune Silver Football Award (1984)
- Led nation in rushing, scoring and all-purpose yards (1984)
- Fifth at Ohio State with 3,200 rushing yards

Keith Byars earned first team All-America honors, was Big Ten MVP and runner-up for the Heisman Trophy (to Boston College's Doug Flutie) in 1984, when he rushed for a then-school record 1,764 yards and 22 touchdowns. That season, he led the nation in rushing, scoring (144 points) and all-purpose running (2,441). Included in those totals were 274 yards and five TDs against Illinois in one of the most brilliant individual performances in OSU annals. The Fighting Illini led 24-0, but Byars' fourth TD was a spectacular 67-yard run in which he completely reversed his field and lost a shoe at the Illinois 35, but still outran the Illini secondary. His fifth touchdown of the day was the game winner. Byars, who missed most of his senior year with a broken foot, is still fourth on the all-time rushing list with 3,200 yards. The Dayton, Ohio, native played 13 seasons in the NFL. He was elected to the Ohio State Athletics Hall of Fame in 2000.

BYARS' CAREER RUSHING STATS

Year	G	Att.	Yards	Avg.	TDs
1982	9	4	17	4.3	0
1983	12	222	1,199	5.4	22
1984	12	336	1,764	5.3	24
1985	4	53	208	3.9	4
Totals	37	619	3,200	5.2	50



CARTER

2 CRIS CARTER Split End – 1984-86

- First Ohio State receiver to be an All-American
- Held nine school records at end of his career
- Pro Football Hall of Fame (2013)

Cris Carter held nine Ohio State receiving records at the conclusion of his career, including career marks for receptions (168) and touchdowns (27) and single season marks for yards (1,127 in 1986) and touchdowns (11 in 1986). He still ranks second in OSU history in receptions, fourth in receiving yards (2,725) and third in touchdowns. In 1985, Carter set a Rose Bowl record with nine receptions for 172 yards. In 1986, Carter put together one of the great seasons in OSU annals with 69 receptions for 1,127 yards and 11 touchdowns. At the conclusion of that season, he became Ohio State's first All-America split end. He is without question one of the greatest receivers in OSU and Big Ten history. A product of Middletown, Ohio, he played 16 seasons in the NFL and was an eight-time Pro Bowl selection. His jersey No. 80 was retired by the Minnesota Vikings and he was one of only four NFL receivers with more than 1,000 career receptions (1,101). He was enshrined into the Pro Football Hall of Fame in Canton, Ohio in August 2013. Carter was elected to the Ohio State Athletics Hall of Fame in 2003.

CARTER'S CAREER RECEIVING STATS

Year	G	Rec.	Yards	Avg.	TDs
1984	12	41	648	15.8	8
1985	12	58	950	16.4	8
1986	13	69	1,127	16.3	11
Totals	37	164	2,725	16.6	27

36 TOM COUSINEAU Linebacker – 1975-78

- Two-time Consensus All-American (1977-78)
- First Buckeye to be No. 1 pick in NFL Draft (1979)
- Second in school history with 569 tackles

Tom Cousineau was a two-time All-American for the Buckeyes. His 211 tackles in 1978 still stand as a single-season school record. Against Penn State in 1978, Cousineau was in on 29 total tackles, another Ohio State record that still stands, although Chris Spielman tied the total in a 1978 game against Michigan. Cousineau also holds the school record for most solo tackles in a single game (16 against SMU in 1978). Six of the Top 10 single game tackle performances in school history are held by Cousineau. He ranks second on both the all-time OSU tackle list with 569 (three behind Marcus Marek) and on the career solo tackles list with 259. MVP of the Orange Bowl and the Hula Bowl, Cousineau became OSU's first No.1 overall pick in the NFL Draft when he was selected in 1979 by the Buffalo Bills. He played three seasons with the Montreal Alouettes of the CFL and was the 1979 Grey Cup MVP. He then played seven seasons in the NFL. The Fairview Park, Ohio, native was elected to the Ohio State Athletics Hall of Fame in 1995. He was enshrined into the College Football Hall of Fame in December, 2016.

COUSINEAU'S CAREER DEFENSIVE STATS

Year	G	UA	Ass.	Tot.	TFL	Yards
1975	12	26	44	70	2	2
1976	12	102	82	184	4	8
1977	11	89	60	149	2	8
1978	12	101	110	211	11	54
Totals	47	259	310	569	19	72



COUSINEAU

ALL-TIME GREATS



DECKER

68 TAYLOR DECKER Offensive Tackle – 2012-15

- Consensus All-American & All-Big Ten (2015)
- Big Ten Offensive Lineman of the Year (2015)
- Helped Ohio State to a 50-4 record

Taylor Decker was a three-year starter on Ohio State teams that went 50-4 during his four-years (2012-15), a win total that tied the NCAA mark for most wins over a four-year run. He was a Lombardi Award semifinalist and Outland candidate as a senior and was voted a co-captain by his teammates. He was named a consensus All-American and the Big Ten's Rimington-Pace Offensive Lineman of the Year as a senior as well as a unanimous first-team all-Big Ten Conference pick. Decker also earned all-Big Ten honors as a junior when he helped lead the Buckeyes to a Big Ten championship and the inaugural College Football Playoff national championship with wins over No. 1 Alabama in the CFP semifinals at the Sugar Bowl and over No. 2 Oregon in the title game in North Texas. Decker helped Ohio State to lead the Big Ten in rushing in 2012, 2013 and 2015 and to also produce the top two yards-per carry averages in school history (6.8 in 2013 and 5.7 in 2014). The Vandalia, Ohio native played in 54 games and started 41 times. He was a first-round NFL Draft pick of the Detroit Lions in 2016.



DOSS

2 MIKE DOSS Safety – 1999-2002

- Three-time All-American (2000-02)
- First among Ohio State DBs with 331 career tackles
- Big Ten Defensive Player of the Year (2002)

Mike Doss was a three-year starter for the Buckeyes and in each of those years he was a first-team All-American. In doing so, he became just the seventh three-time All-American in Ohio State football history. At the end of his senior year, in his final game as a Buckeye, he was chosen as Defensive MVP of the Fiesta Bowl, where Ohio State captured its first consensus national championship since 1968 with a 31-24 double-overtime victory over Miami. Doss played in 50 games, starting 40, and collecting a combined total of 331 tackles, placing him in the OSU career top 10. He led the team in tackles as a sophomore and junior with 94 and 87 stops, respectively. After electing to stay for his senior year, Doss collected a personal high 107 tackles and was named a unanimous All-America by being named first team on the ballots of the Associated Press, Football Writers, Football Coaches, Sporting News and Walter Camp. A three-time all-Big Ten pick, Doss was the Big Ten Defensive Player of the Year as a senior. The Canton, Ohio, native played five seasons in the NFL. He was elected into the Ohio State Athletics Hall of Fame in 2011.

DOSS' CAREER DEFENSIVE STATS

Year	G	UA	Ass.	Tot.	TFL	PBU	INT
1999	12	33	10	43	5.0	2	0
2000	12	73	21	94	13.0	6	3
2001	12	57	30	87	10.0	7	3
2002	14	65	42	107	5.0	10	2
Totals	50	228	103	331	33.0	25	8



ELFLEIN

65 PAT ELFLEIN Offensive Guard/Center 2013-15/16

- Rimington Award Winner
- Unanimous All-American (2016)
- Big Ten Offensive Lineman of the Year (2016)

Pat Elflein was a unanimous first-team All-American in 2016 and he won the Rimington Trophy as the nation's outstanding center after making the move to center during spring ball of his fifth-year senior season. He became just the second Buckeye to win the Rimington Trophy (LeCharles Bentley). He was a two-time first-team all-Big Ten Conference performer as a sophomore and junior at the guard position, and then added a third first-team honor as a center. A team co-captain, Elflein was also named the Big Ten's Rimington-Pace offensive lineman of the year as a senior and he was a finalist for the Outland Trophy. A three-year starter, Elflein finished with 42 starts, including 41 consecutive starts to close out his career, and he played in school-record 55 games. He led offensive line to a finalist position for the Joe Moore offensive line of the year award and he helped the line produce the top two yards-per carry averages in school history (6.8 in 2013 and 5.7 in 2014). He graduated in May 2016 with his degree in communications and in April 2017 he was a second-round draft pick of the Minnesota Vikings.

ALL-TIME GREATS

15 EZEKIEL ELLIOTT Running Back – 2013-15

- Chicago Tribune Silver Football (2015)
- Big Ten Offensive Player and Running Back of the Year (2015)
- Offensive MVP vs. No. 1 Alabama & No. 2 Oregon (2016 CFP games)

Ezekiel Elliott will unquestionably be remembered as one of the all-time best backs in Ohio State history with the second-most rushing yards in school history – 3,961 – including the most rushing yards in consecutive years: 3,699 in 2014 and 2015. Elliott's 6.7 yards per carry is best among the Buckeyes with his five 200-yard games and 22 100-yard games ranking in a tie for first and second, respectively. His 44 touchdowns rank fourth, behind Pete Johnson (58), Keith Byars (50) and Eddie George (45). The Big Ten's offensive player of the year and its running back of the year in 2015, Elliott also was the Chicago Tribune Silver Football award winner and a second-team All-American. Led Ohio State to the 2014 College Football Playoff championship by rushing for 696 yards and eight touchdowns in three postseason games (Big Ten championship game record 220 yards vs. Wisconsin; 230 yards vs. No. 1 Alabama with a Sugar Bowl and Ohio State record 85-yard rush to earn offensive MVP honors; and an Ohio State bowl game-record and career-high 246 rushing yards and four TDs in the 42-20 victory over Oregon to again earn game offensive MVP honors). He had 12 career rushes over 50 yards and he is the only Ohio State player with three rushes of at least 80 yards. He was drafted fourth overall in the 2016 NFL Draft by the Dallas Cowboys. He named the Rookie of the Year and the Offensive Player of the Year by the Pro Football Writers of America in 2016 after leading the league in rushing.



ELLIOTT

ELLIOTT'S CAREER RUSHING STATS

Year	G/GS	Att.	Yards	Avg.	TDs
2013	11-0	30	262	8.7	2
2014	15-14	273	1,878	6.9	18
2015	13-13	289	1,821	6.3	23
Totals	39-27	592	3,961	6.7	43



FESLER

30 WES FESLER End – 1928-30

- Three-time All-American (1928-30)
- Earned nine Varsity O letters in three sports
- College Football Hall of Fame (1954)

Wes Fesler was Ohio State's second three-time All-American, winning first-team recognition at end in 1928, 1929 and 1930. Fesler, who also played fullback for the Buckeyes, was team captain as a senior and was the Ohio State and the Big Ten MVP in 1930. Fesler, a superb all-around athlete, earned nine letters, three each in football, basketball and baseball. In basketball, he won all-Big Ten honors in 1931. In baseball, he spent time in the St. Louis Cardinals organization. After graduating, Fesler served one year as an assistant on the OSU staff and then was head football coach at Wesleyan, Princeton and Pitt. In 1947, he returned to his alma mater as head coach and spent four years, compiling a 21-13-3 record and winning the 1949 Big Ten Championship and the 1950 Rose Bowl. He later served as head coach at Minnesota and was inducted to the College Football Hall of Fame in 1954. He was a charter inductee to the Ohio State Athletics Hall of Fame in 1977. The Youngstown, Ohio, native passed away July 30, 1989 at age 81.

89 JOHN FRANK Tight End – 1980-83

- OSU all-time TE leader in receptions and yards
- Two-time Academic All-American (1982-83)
- Team MVP (1983)

John Frank distinguished himself both as a football player and as a scholar. All-Big Ten as a junior and senior, Frank ranks 11th on the all-time Ohio State receiving list with 121 catches and 18th with 1,481 yards receiving yards. He also scored nine touchdowns. His reception and yardage totals are the most in school history by a tight end. He was a three-year starter, catching a personal high 45 passes in 1981 and again in 1983, second all-time among Ohio State tight ends. He was voted the team MVP as a senior. In the classroom, Frank was a two-time Academic All-American, a National Football Foundation scholar-athlete and a Rhodes Scholar finalist. After winning two Super Bowl rings with San Francisco 49ers, Frank returned to Ohio State to continue his medical studies. He received his doctor of medicine in June, 1992. He was inducted into the National Jewish Sports Hall of Fame in 2006 and the Ohio State Athletics Hall of Fame in 1998.



FRANK

FRANK'S CAREER RECEIVING STATS

Year	G	Rec.	Yards	Avg.	TDs
1980	11	5	65	13.0	0
1981	12	45	449	9.9	3
1982	12	26	326	12.5	2
1983	12	45	641	14.2	4
Totals	47	121	1,481	12.2	9

ALL-TIME GREATS

7 JOE GERMAINE

Quarterback – 1996-98

- Chicago Tribune Silver Football (1998)
- Holds nine Ohio State QB records
- Team MVP (1998) & Rose Bowl MVP (1997)

Joe Germaine proved in two seasons as a backup that he was a fine quarterback. But it was 1996, his senior year as the starter and team co-captain, when he set 11 school records while throwing for a current school-record 3,330 yards and 25 touchdowns, that separated him from other OSU quarterbacks. He was the Chicago Tribune’s Silver Football Award winner as the Big Ten MVP that year and he led OSU to the No. 1 national ranking for a then-school-record 10 consecutive weeks. He also was named by the conference coaches as the Big Ten’s Offensive Player of the Year. No Ohio State fan will ever forget his heroics in the 1997 Rose Bowl as he calmly directed the Buckeyes 65 yards in 12 plays in the final 1:40 for the winning touchdown (a five-yard touchdown pass to David Boston with 19 seconds left). Germaine threw for 6,370 yards and 56 touchdowns in three seasons. The Mesa, Arizona, product played five seasons in the NFL.

GERMAINE’S CAREER PASSING STATS

Year	G/GS	Att.	Comp.	Int.	Yds.	TDs
1996	12/1	147	80	4	1,193	15
1997	13/0	210	129	9	1,847	16
1998	12/12	384	230	7	3,330	25
Totals	37/13	741	439	20	6,370	56



GERMAINE



GLENN

83 TERRY GLENN

Wide Receiver – 1992-95

- Biletnikoff Award (1995)
- Consensus All-American (1995)
- Ohio State record seven 100-yard receiving games (1995)

After a quiet first two seasons with the Buckeyes (15 catches total), Terry Glenn repeatedly rose to new heights during the 1995 campaign while becoming the school’s first-ever recipient of the Fred Biletnikoff Award. Glenn had 64 receptions for 1,411 yards and 17 touchdowns. His touchdown total is still a school season record. Glenn led the nation in yards per catch, was fourth in yards per game and eighth in scoring in 1995. In addition to winning the Biletnikoff Award, Glenn followed Cris Carter as just the second wide receiver in Ohio State history to win first-team All-America honors. Glenn caught nine passes for 253 yards and four touchdowns at Pitt, shattering the school records for single-game receiving yardage and tying the mark for TD catches. The Pitt game was one of seven 100-yard games for Glenn, another OSU record. At the end of the season, Glenn opted to leave school and was taken in the first round of the 1996 NFL draft by the New England Patriots. He set an NFL record for catches (90) by a rookie, helping the Patriots to the Super Bowl in a sensational first year and had 8,823 yards and 44 touchdowns in his 12-year career.

GLENN’S CAREER RECEIVING STATS

Year	G	Rec.	Yards	Avg.	TDs
1993	10	8	156	19.5	0
1994	10	7	110	15.7	0
1995	12	64	1,411	22.1	17
Totals	32	79	1,677	21.2	17



GRADISHAR

53 RANDY GRADISHAR

Linebacker – 1971-73

- College Football Hall of Fame (1998)
- Held school record with 320 tackles
- Academic All-America Hall of Fame (1992)

Randy Gradishar was considered by Woody Hayes as “the best linebacker” he has ever coached at Ohio State. Gradishar was a two-time All-American and is considered one of the most versatile, mobile and complete linebackers ever to play college football. He was a three-year starter between 1971 and 1973 and recorded 320 total tackles. He finished sixth in the Heisman Trophy balloting as a senior and was the backbone of the 1973 defense, which recorded four shutouts and allowed just 64 points. After graduation, he played 10 years with the Denver Broncos. During his career, he was a seven-time Pro Bowler, the second most by any Bronco at the end of his career, and he also is the all-time leader in tackles for Denver with 1,958. He was inducted into the Academic All-America Hall of Fame in 1992. In December of 1998, he was inducted into the College Football Hall of Fame. Gradishar was the recipient of the 2015 Bronko Nagurski Legends Award.

GRADISHAR’S CAREER DEFENSIVE STATS

Year	G	UA	Ass.	Tot.	TFL	Yards	PBU
1971	10	53	31	84	5	30	2
1972	11	42	60	102	4	26	4
1973	11	60	74	134	6	13	4
Totals	32	155	165	320	15	69	10

ALL-TIME GREATS



HARLEY

47 CHIC HARLEY

Back – 1916-17-19

- College Football Hall of Fame (1951)
- Ohio State’s first three-time All-American
- Led Ohio State to first Big Ten title (1916)

Charles “Chic” Harley was Ohio State’s first three-time All-American and the first Buckeye – player to be inducted into the College Football Hall of Fame, in 1951. He won All-America honors as a running back in 1916 and 1917 before spending the 1918 season in the military. He returned to OSU in 1919 and picked up where he had left off, again winning All-America acclaim. In addition to running the football, he also punted, kicked extra points (he used the drop kick) and played defense. Fans turned out in record numbers to watch Harley play and he and the team did not disappoint. Harley led the Buckeyes to their first Big Ten title in 1916, a repeat championship in 1917 and a second-place finish in 1919. He was a team captain 1919. During his three seasons at Ohio State, the Buckeyes posted a combined record of 21-1-1. The Buckeyes played at old Ohio Field during the Harley era. But largely because of his play, Ohio Stadium was built in 1922 and has affectionately been referred to as the “House that Harley built.” His jersey number 47 was retired in 2004.

47 A.J. HAWK

Linebacker – 2002-05

- Lombardi Award (2005)
- Big Ten Defensive Player of the Year (2005)
- Two-time All-American (Consensus '04; Unanimous '05)

A.J. Hawk capped a brilliant season and career by becoming Ohio State’s fifth Lombardi Award winner, presented annually since 1970 to the best player in college football who lines up within five yards of the snap. Hawk finished the 2005 campaign with a team-high 121 tackles, marking the third consecutive year he had paced the Buckeyes in that category. His tackle totals included 16.5 tackles-for-loss and 9.5 sacks, both best on the team. In addition to the Lombardi Award, Hawk was the 2005 Big Ten Defensive Player of the Year and Defensive MVP of the Tostitos Fiesta Bowl. A first-team All-American both as a junior and senior, Hawk closed his career as the fifth leading tackler in Ohio State history with 394 career stops, 41 tackles-for-loss and 9.5 sacks. His 141 tackles in 2004 were the most by an Ohio State player since 1986. A four-year letterman, Hawk was elected co-captain as a senior, receiving a vote from every player on the team except for himself. Following the season, Hawk was the fifth player taken in the 2006 NFL draft, going to the Green Bay Packers where he played for nine of his 11 seasons in the NFL.



HAWK

HAWK’S CAREER DEFENSIVE STATS


Year	G	UA	Ass.	Tot.	TFL	Yards	INT
2002	14	13	13	26	3.5	16	2
2003	13	52	54	106	13.0	49	2
2004	12	62	79	141	8.0	14	2
2005	12	69	52	121	16.5	85	1
Totals	51	196	198	394	41.0	164	7

74 JOHN HICKS

Offensive Tackle – 1970-73

- Lombardi Award (1973)
- Outland Trophy (1973)
- First player to start in three Rose Bowls

John Hicks came within an eyelash of pulling off one of the biggest triple plays in college football history in 1973. That year Hicks, a 6-3, 258-pound offensive tackle, won the Outland Trophy and Lombardi Award as the nation’s best interior lineman and finished second in the Heisman Trophy voting. While he finished second, that same year teammates Archie Griffin and Randy Gradishar were fifth and sixth, respectively. By combining Ohio State’s total votes, Hicks would have had enough votes to move ahead of winner John Cappelletti. Hicks became a starter at right tackle as a sophomore in 1970, helping the Buckeyes to the Big Ten title and a berth in the Rose Bowl. Hicks missed the 1971 with a knee injury, but he returned in 1972 and was a starter the next two years, winning consensus All-America honors both of those seasons and helping the Buckeyes to two more Big Ten titles and back-to-back Rose Bowl. During his three years as a starter, Ohio State posted a combined record of 28-3-1. Hicks was the first player ever to start in three Rose Bowl games. Hicks was a first-round draft choice of the New York Giants following the 1973 campaign. His promising career was cut short by injury, however. Hicks was selected in April, 2001, for the College Football Hall of Fame. He was inducted into the Ohio State University Athletics Hall of Fame in 1985. He died in 2016, at age 65, from diabetes complications.



HICKS

ALL-TIME GREATS



HOYING

14 BOBBY HOYING Quarterback – 1992-95

- NFF Vincent dePaul Draddy Award (1995)
- Ohio State record 57 touchdown passes
- Third among Ohio State QBs with 30 wins

Bobby Hoying was a three-year starter for OSU, leading the Buckeyes to a combined record of 30-7-1. As a senior, Hoying earned first team all-Big Ten honors, was named team captain and rewrote the OSU records book by throwing for 3,269 yards and 29 touchdowns. He also set school records for completion percentage (.580) and passing efficiency (163.4) that year. His 57 career TD passes set a school record (that still stands), as did the 16 games in which he passed for 200 or more yards. Hoying led the Big Ten in total offense as a senior and wound up second nationally in passing efficiency. His 7,232 passing yards (most of which came his last two years) ranked second in OSU annals. An exceptional student, he won the 1995 National Football Foundation's Vincent dePaul Draddy Award, which goes annually to the top senior student-athlete in college football. The native of St. Henry, Ohio, played six seasons in professional football. He was elected to the Ohio State Athletics Hall of Fame in 2008.

HOYING'S CAREER PASSING STATS

Year	G	Att.	Comp.	Int.	Yds.	TDs
1992	6	14	6	1	58	1
1993	12	202	109	8	1,570	8
1994	13	301	170	14	2,335	19
1995	13	341	211	12	3,269	29
Totals	44	858	498	35	7,232	57

2 MALCOLM JENKINS Cornerback – 2005-08

- Consensus All-American (2008)
- Thorpe Award (2008)
- Played on four Big Ten championship teams

The premier defensive back in college football in 2008, cornerback Malcolm Jenkins was a team captain as a senior who won the highest honor at his position when he was named the winner of the Jim Thorpe Award. This no-nonsense vocal leader was a starter on four Big Ten title teams, never lost to Michigan (4-0) and twice played in the national championship game. Earning consensus All-America accolades and a unanimous all-Big Ten selection, Jenkins amassed 28 career pass break-ups and an additional 11 interceptions to go along with 196 career tackles. Jenkins was known for relentless intensity on the field, demanding the highest performance standards from himself and his teammates. The Piscataway, N.J., product was the first-round draft pick of the NFL's New Orleans Saints and graduated in June of his senior year. He played five seasons with the Saints, winning a Super Bowl title in his rookie season of 2009. The 2017 season will be his ninth in the league and his fourth with the Philadelphia Eagles.

JENKINS' CAREER DEFENSIVE STATS

Year	G	UA	Ass.	Tot.	TFL	PBU	INT
2005	10	23	14	37	0	2	0
2006	13	40	15	55	4.5	7	4
2007	13	27	20	47	5.0	7	4
2008	13	34	21	55	4.0	12	3
Totals	49	124	70	194	13.5	28	11




JENKINS

98 THOMAS "PEPPER" JOHNSON Linebacker – 1982-85

- All-American (1985)
- Two-time team captain (1984 & 1985)
- Sixth at Ohio State with 379 tackles

Thomas "Pepper" Johnson played for the Buckeyes between 1982-85, earning All-America honors as a senior. During his career, he was credited with 379 tackles, good for fourth place on the all-time OSU list. In the 1984 and 1985 seasons, Johnson led the squad in tackles and teamed with Chris Spielman to give the Buckeyes one of the most formidable linebacking tandems in college football. A born leader, Johnson was elected team captain and voted defensive MVP in both his junior and senior seasons. He also was named all-Big Ten in both of those years. He was a member of two Super Bowl championship teams with the New York Giants and was named to the Pro Bowl twice. After 13 seasons as an NFL player, he began his coaching career with the New England Patriots. He spent 14 seasons as a Patriots coach, winning three Super Bowls in the process. He was elected to the Ohio State Athletics Hall of Fame in 2001.



JOHNSON

JOHNSON'S CAREER DEFENSIVE STATS

Year	G	UA	Ass.	Tot.	TFL	Yards	Sacks
1982	7	1	5	6	0	0	0
1983	11	38	54	92	2	12	2
1984	12	77	63	140	5	18	1
1985	12	74	67	141	5	24	2
Totals	42	190	189	379	12	54	5

ALL-TIME GREATS

33 PETE JOHNSON

Fullback – 1973-76

- School-record 58 touchdowns scored
- Most points and TDs in single season (156 and 26 in 1975)
- Inducted into Rose Bowl Hall of Fame (2007)

Pete Johnson may have been a fullback during Ohio State's three-yards-and-a-cloud-of-dust days of the 1970s, but he was much more than just a blocking back. While sharing a backfield with Archie Griffin, Johnson rushed for 2,308 yards and a school-record 58 touchdowns during his career. To say "Big Pete" had a nose for the goal line would be an understatement. He led the nation in scoring as a junior, tallying a school and Big Ten record 26 touchdowns. He also rushed for 1,059 yards and converted 34 of 44 third-down tries. Johnson set a school record that year with five TDs against North Carolina. In 1976, playing almost the entire season with two sprained ankles, Johnson still rushed for 724 yards and 19 touchdowns. His 156 points in 1975 was a school record and 348 career points stood as the school record until the 2004 season. He played eight seasons in the NFL and was elected to the Ohio State Athletics Hall of Fame in 2007.

JOHNSON'S CAREER RUSHING STATS

Year	G	Att.	Yards	Avg.	TDs
1973	6	55	205	3.7	6
1974	12	80	320	4.0	6
1975	12	227	1,059	4.6	26
1976	12	186	724	3.8	19
Totals	42	548	2,308	4.2	58



JOHNSON



KATZENMOYER

45 ANDY KATZENMOYER


Linebacker – 1996-98

- Consensus All-American (1997)
- Butkus Award (1997)
- Three-time first-team All-Big Ten

Andy Katzenmoyer, the first freshman to start every game at linebacker for the Buckeyes, started 37 games and amassed three year statistical totals of 197 solo tackles, 256 total tackles, 50 tackles-for-loss, 192 yards in losses, 18 quarterback sacks and six interceptions. He won a plethora of awards, including the 1997 Butkus Award and consensus All-America honors as a sophomore, and the 1996 Football News and Big Ten Freshman of the Year. He was a three-time all-Big Ten selection and a two-time finalist for the Lombardi Award. A consensus All-American as a sophomore in 1997, he became only the second sophomore to win the Butkus Award as the nation's outstanding linebacker. He was a Lombardi Award finalist, ranking second on the team with 97 tackles, including 13 tackles-for-loss. As a junior in 1998, Katzenmoyer was a finalist for the Maxwell Football Club's Defensive Player of the Year Award (in addition to the Lombardi Award) and he anchored the nation's top-ranked defense against the run and second-ranked total defense. A first-round draft pick of the New England Patriots, his professional career was cut short by injury after three years.

KATZENMOYER'S CAREER DEFENSIVE STATS

Year	G	UA	Ass.	Tot.	TFL	Yards	Sacks
1996	12	57	28	85	23	103	12.0
1997	13	80	17	97	13	30	2.0
1998	12	60	14	74	14	59	4.0
Totals	37	197	59	256	50	192	18.0



KERN

10 REX KERN

Quarterback – 1968-70

- All-American (1969)
- 25-2 record as starting quarterback
- Led Buckeyes to 1968 national championship

With Rex Kern at the helm, Ohio State rolled to a 27-2 record, won the 1968 national championship, captured two Big Ten titles and played in two Rose Bowls. To win the national championship, Kern led OSU to a 27-16 win over Southern California in the Rose Bowl. He was named the game's Most Outstanding Player. Additionally, the Buckeyes narrowly missed out on the 1969 and '70 wire service national championships, losing the final game in both of those years after being ranked No. 1 going into their respective season finales. In 1969, he was named an All-American. In 1970, he was elected team captain. Kern's statistics, as impressive as they were, tell just half the story. The fiery redhead was an emotional leader who displayed a penchant for making big plays when most needed. He was a winner in every sense of the word. Earning three degrees from Ohio State, he played four seasons in the NFL. He was elected to the Ohio State Athletics Hall of Fame in 1978 and the College Football Hall of Fame in 2007.

KERN'S CAREER PASSING STATS

Year	G	Att.	Comp.	Int.	Yds.	TDs
1968	10	131	75	6	972	7
1969	9	135	68	10	1,002	9
1970	10	98	45	8	470	3
Totals	29	364	188	24	2,444	19

ALL-TIME GREATS



KRENZEL

16 CRAIG KRENZEL Quarterback – 1968-70

- NFF Vincent dePaul Draddy Award (1995)
- 24-3 record as starting quarterback
- Led Buckeyes to 2002 national championship

Craig Krenzel was a two-year starter at quarterback for the Buckeyes. Taking over the offensive reins with almost no experience at the start of the 2002 season, the 6-4 signal caller led the Buckeyes to a share of the Big Ten title, the national championship and a perfect 14-0 record. At the end of the season, Krenzel was selected by his teammates as co-MVP. A little less than a month later he was named as the Offensive MVP in the Tostitos Fiesta Bowl, where he guided the Buckeyes to a thrilling 31-24 double overtime win over top-ranked Miami in the national title game. The leading rusher in the game, Krenzel's fourth-and-14 completion to Michael Jenkins in the first overtime kept OSU's title hopes alive. In 2003, Krenzel directed OSU to an 11-2 record and a second consecutive win in the Tostitos Fiesta Bowl. After throwing four touchdown passes against Kansas State in the latter, he was again selected as the game's Offensive MVP. Krenzel completed his career with a 24-3 mark as a starter, including a 2-1 record against Michigan. An honors graduate in molecular genetics, he swept the most prestigious academic awards, including the National Football Foundation's Draddy Trophy, the Socrates Award and the NCAA Today's Top VII. He spent three seasons in the NFL before retiring.

KRENZEL'S CAREER PASSING STATS						
Year	G/GS	Att.	Comp.	Int.	Yds.	TDs
2000	7/0	9	5	1	57	0
2001	3/2	43	23	3	286	1
2002	14/14	249	148	7	2,110	12
2003	11/11	278	153	10	2,040	15
Totals	35/27	579	329	21	4,493	28

64 JIM LACHEY Offensive Guard – 1981-84

- Consensus All-American (1984)
- Drafted No. 12 overall by San Diego (1985)
- Nine-time NFL All-Pro

Jim Lachey entered his senior season with just four career starts. But in his final year, he established himself as one of the top linemen in all of college football and was named first-team All-America. Blessed with unusual speed and strength for a man his size, Lachey played guard for the Buckeyes, but could easily have played tackle. Lachey played a key role in the Ohio State offense in 1984, paving the way for junior running back Keith Byars, who led the nation in rushing (1,764 yards), scoring (24 touchdowns) and in all-purpose running (2,441 yards). In 1985, the San Diego Chargers drafted Lachey, a St. Henry, Ohio, native, with the 12th pick in the first round. In 1991, he started at left tackle for the Super Bowl champion Washington Redskins. In his 11-year NFL career, he was named All-Pro nine times and established himself as one of the game's top linemen. He was elected to the Ohio State Athletics Hall of Fame in 1999. He is currently the analyst on the Buckeye radio broadcasts.



LACHEY



LAURINAITIS

33 JAMES LAURINAITIS Linebacker – 2005-08

- One of only 8 three-time Buckeye All-Americans (2006-08)
- Butkus Award (2007)
- Nagurski Award (2006)

The most decorated linebacker in Ohio State history, James Laurinaitis was a three-time consensus All-American while playing on four Big Ten championship teams. Twice helping the Buckeyes to the BCS championship game (and setting a championship game record with 18 tackles vs. LSU), he won the Bronko Nagurski Award for the nation's most outstanding defensive player as a sophomore, took home the Butkus Award as America's top linebacker as a junior, and became Ohio State's first-ever winner of both the Lott Trophy and the Lowe's Senior CLASS Award as a senior. He was a finalist 12 times for national awards during that three-year period. Leading Ohio State in tackles as a sophomore, junior and senior, Laurinaitis finished his career with 375 total tackles, seventh-best in Buckeye history. Laurinaitis was a two-time team captain for a defensive unit that led the nation in total defense in 2007 and never ranked lower than 15th nationally throughout his career. He was unbeaten in games vs. Michigan (4-0) and an academic all-Big Ten selection. He was drafted by the NFL's St. Louis Rams and graduated in March of his senior year.

LAURINAITIS' CAREER DEFENSIVE STATS							
Year	G	UA	Ass.	Tot.	TFL	Yards	Sacks
2005	12	3	6	9	0.5	0	0
2006	13	53	62	115	8.5	44	4.0
2007	13	51	70	121	8.5	34	5.0
2008	13	52	78	130	7.0	34	4.0
Totals	51	159	216	375	24.5	112	13.0

ALL-TIME GREATS



LeBEAU

44 DICK LeBEAU Defensive Back – 1956-58

- Pro Football Hall of Fame (2010)
- 57 years in the NFL
- NFL cornerback record 171 consecutive games

A three-time OSU letterman and a member of Ohio State's 1957 national championship team, the legendary Dick LeBeau has spent a remarkable 57 seasons in the National Football League as a player and coach. On February 6, 2010, LeBeau was selected into the 2010 class of the Pro Football Hall of Fame. LeBeau, a native of London, Ohio, played 14 seasons with the Detroit Lions, setting a still-standing NFL record with 171 consecutive games played at cornerback. The NFL interception leader in 1970 and a three-time Pro Bowler, his 62 career picks still rank 7th best in league history. As a coach, however, LeBeau's achievements are even more significant. The architect of the zone blitz, his innovations have brought changes to every aspect of defensive football. He has worked as an assistant coach with Philadelphia, Green Bay, Cincinnati, Pittsburgh, Buffalo and Tennessee, and was also the head coach of the Cincinnati Bengals from 2000-02. A coach with 10 division championship teams, he has coached in five Super Bowls, winning twice, most recently as defensive coordinator of the Pittsburgh Steelers in Super Bowl XLIII.

5 BRAXTON MILLER Quarterback/H-Back – 2011-15

- Chicago Tribune Silver Football (2012 & 2013)

- Big Ten-record seven individual awards
- Two-time Big Ten offensive and quarterback

A two-time winner of the Chicago Tribune's Silver Football Award as the best player in the Big Ten Conference (as quarterback), Braxton Miller holds the school record with 88 touchdowns responsible for while also finishing among the school's greats with 8,609 yards of total offense (second at Ohio State), 3,314 rushing yards (No. 6) and 33 rushing touchdowns, 5,295 yards passing (No. 8) and 52 touchdowns (No. 4). Miller has the most individual awards in Big Ten history with seven, including two offensive player and quarterback of the year awards plus a freshman of the year honor. Led Ohio State to its sixth unbeaten, untied season in 2012 (12-0). After missing 20 months of activity while recovering from a shoulder injury and two surgeries, Miller switched positions in 2015 to receiver/H-Back and earned honorable mention all-Big Ten honors after catching 26 passes for 341 yards and three touchdowns plus rushing for 281 yards and another score. He graduated in December 2014 with his degree in communications.



MILLER

MILLER'S CAREER RECEIVING STATS

Year	G/GS	Rec.	Yards	Avg.	TDs
2015	13/7	26	341	13.1	3

MILLER'S CAREER PASSING STATS

Year	G/GS	Att.	Comp.	Int.	Yds.	TDs
2000	7/0	9	5	1	57	0
2011	12/10	157	85	4	1,159	13
2012	12/12	254	148	6	2,039	15
2013	12/12	255	162	7	2,094	24
2015	13/7	1	1	10	3	0
Totals	49/41	667	396	17	5,295	52

MILLER'S CAREER RUSHING STATS

Year	G/GS	Att.	Yards	Avg.	TDs
2011	12/10	159	715	4.5	7
2012	12/12	227	1,271	5.6	13
2013	12/12	171	1,068	6.2	12
2015	13/7	42	260	6.2	1
Totals	49/41	599	3,314	5.5	33

85 MIKE NUGENT Kicker – 2001-04

- Lou Groza Award (2004)
- Two-time consensus All-American (2002 & 2004)
- Holds 16 Ohio State kicking and scoring records

Mike Nugent was the 2004 Lou Groza Award winner as the nation's best place-kicker after converting 24 of 27 field goal attempts, including five-of-six from 50 yards or longer to lead the nation in that statistic. He also made all 30 of his extra point tries and sent 40 of his 62 kickoffs into the end zone for touchbacks. In a 24-21 win over Marshall, he calmly nailed a career-long 55-yarder as time ran out. In his final game as a Buckeye, Nugent scored 15 points against Oklahoma State to become Ohio State's all-time leading scorer with 356 points. Nugent literally rewrote the Ohio State record book, either setting outright or sharing in 22 school kicking records, 16 of which he still holds including field goals made (72) and field goal percentage (.818). He also holds the marks for consecutive field goals made (24), consecutive field goals made in Ohio Stadium (17) and career 50-yard field goals (8). Nugent won All-America honors in both 2002 and 2004, becoming the first Ohio State placekicker to receive a spot on the first team. He was also the first kicker since 1976 to be named an Ohio State captain. A second-round draft pick of the New York Jets in 2005, Nugent has played 11 years in the NFL and is in his seventh season with the Cincinnati Bengals.



NUGENT

ALL-TIME GREATS

NUGENT'S CAREER KICKING STATS

Year	FGs	<39	40-49	50+	XPs	Points
2001	7-14	6-11	1-3	0-0	27-29	48
2002	25-28	15-16	9-11	1-1	45-46	120
2003	16-19	10-12	4-5	2-2	38-38	86
2004	24-27	12-12	7-9	5-6	30-30	102
Totals	72-88	43-51	21-28	8-9	140-143	356

75 ORLANDO PACE

Offensive Tackle – 1994-96

- Two-time winner of Lombardi Award (1995/1996) & Outland Trophy winner (1996)
- Overall No. 1 pick in NFL Draft (1997)
- NFL & College Football Halls of Fame

Orlando Pace broke into the starting lineup the first day of preseason camp his freshman year and started every game the next three years before bypassing his senior season and being selected the overall No. 1 pick in the 1997 NFL Draft. During his stay at Ohio State, the 6-6, 330-pound left tackle became recognized as one of the most dominant offensive linemen ever to play the game. Pace made the “pancake” block famous his junior year, finishing the season with 80 of those blocks. He also literally redefined the role of an offensive lineman with his amazing downfield blocking. In 1995, he made college football history by becoming the first sophomore to win the Lombardi Award. As a junior, he again made history by becoming the first two-time winner of that trophy. He also won the Outland Trophy and finished fourth in the Heisman Trophy balloting as a junior. The latter was the highest finish by a lineman since a second-place finish by Ohio State’s John Hicks in 1973. Other honors for Pace included consensus all-Big Ten and All-America honors in both 1995 and ’96. He was the Football News Offensive Player of the Year and the Big Ten’s Offensive Player of the Year in 1996. He received the Chicago Tribune’s Silver Football as the Most Valuable Player in the Big Ten. He was the Big Ten Freshman of the Year in 1994 and the Big Ten Offensive Lineman of the Year in 1995 and ’96. As a pro, Pace was a member of the Rams’ 1999 Super Bowl championship team. He was voted to seven Pro Bowls. In 2013 he was named to the Rose Bowl Hall of Fame. In 2014 he was enshrined into the National Football Foundation and College Hall of Fame. And in August 2015 he was inducted into the Pro Football Hall of Fame. The Big Ten Conference’s offensive lineman of the year award is named after Pace and Nebraska’s Dave Rimington.



PACE



PARKER

62 JIM PARKER

Offensive Guard – 1954-56

- Outland Trophy (1956)
- Unanimous All-American (1956)
- College & Pro Football Halls of Fame

Jim Parker was Ohio State’s first Outland Trophy winner as the nation’s top interior lineman. He also is the standard by which his former coach, the late Woody Hayes, measured all other offensive linemen. “Jim Parker was the greatest offensive lineman I ever coached. I’m not sure there has ever been a better offensive guard,” said Hayes upon Parker’s induction into the Ohio State Athletics Hall of Fame. A tremendous athlete, the 6-2, 200-pounder could pull and run block with the best of them. And on the relatively few occasions when the Buckeyes decided to throw the ball, getting around the agile, quick-footed Parker was next to impossible. Parker was a three-year starter and two-time All-American for the Buckeyes. He won the Outland Trophy as a senior in 1956. He helped Ohio State capture the 1954

national championship and back-to-back Big Ten titles in 1954 and 1955. A first round pick of the Baltimore Colts the following spring, he went on to enjoy a distinguished career in the NFL as a perennial all-pro. In addition to being a charter member of the Ohio State Athletics Hall of Fame, Parker also is a member of the College Football (1974) and the ProFootball (1973) halls of fame. Parker passed away in July, 1985, at age 71.

21 B.J. SANDER

Punter – 1999-2003


- Ray Guy Award (2003)
- Led Big Ten in punting (2003)
- School-record 39 punts 120 (2003)

B. J. Sander had big shoes to fill in 2003. As the Buckeyes’ punter, he faced the daunting task of replacing graduated All-American Andy Groom. But Sander’s shoes seemed to fit just fine. In a storybook season, he averaged 43.3 yards per punt, was voted to a first-team all-Big Ten berth and became the first Buckeye to win the Ray Guy Award as the nation’s best collegiate punter. From a pure numbers point, Sander was magical. Of his 82 kicks, a phenomenal 39 were downed inside the opposing 20-yard line, a school record. That figure led the nation. Additionally, 16 of his punts were fair-caught, meaning just 31 of his punts were even returned. Sander led the Big Ten and was fourth nationally in net punting. He had five kicks of 60 or more yards, including a career best of 68 yards against San Diego State. The Cincinnati native was a third-round draft pick of the NFL’s Green Bay Packers in 2004 and played there two seasons.



SANDER

ALL-TIME GREATS



SKLADANY

1 TOM SKLADANY

Kicker – 1973-76

- One of only eight three-time All-Americans at Ohio State
- First Ohio State kicker on scholarship and named captain
- Led nation in punting twice (1974 & 1975)

One of only eight three-time All-Americans at Ohio State, Tom Skladany was a punter and kicker from 1973-76 and the first kicking specialist ever to receive a football scholarship at Ohio State. He proved his worth immediately, landing the job as the Buckeyes' No. 1 punter as a freshman. He also kicked off as a freshman and sophomore. As a junior and senior, he added PATs and field goals to his list of responsibilities. Skladany averaged 45.6 yards per punt as a sophomore and was named to the Football Writers All-America Team. He repeated as an All-America choice the next two years, again leading the country in 1975 with a 46.7 average. As a senior, he averaged 42.3 yards per kick and finished his career with a school-record 42.7 average on 160 punts. His average is still among the Top 5 in school history, as is his punt yardage figure of 6,838. Skladany was co-captain of the 1976 squad, the first specialist ever chosen as a Buckeye captain. The six-year NFL veteran was a 1991 inductee to the Ohio State Athletics Hall of Fame.

SKLADANY'S CAREER KICKING STATS

Year	G	No.	Yards	Avg	FGs
1973	10	35	1,252	35.7	0-0
1974	12	31	1,416	45.6	4-5
1975	12	41	1,918	46.7	2-3
1976	12	53	2,252	42.4	8-23
Totals	46	160	6,838	42.7	14-31



SMITH

93 WILL SMITH

Defensive End – 2001-03

- First-Team All-American & All-Big Ten (2003)
- Big Ten Defensive Lineman of the Year (2003)
- Big Ten Defensive Player of the Year (2003)

Will Smith was the leader of an Ohio State defense that carried the team to the 2002 college football national championship that was capped with a 31-24 double-overtime win over Miami, snapping the Hurricane's 34-game winning streak. Smith had eight tackles in the game including two TFLs. Smith was named a team captain for the 2003 Ohio State team that went 11-2 with a bowl game win over Kansas State. He was named a first-team All-American that year by Walter Camp and the American Football Coaches Association. He also was named the Big Ten Conference's defensive player of the year and its defensive lineman of the year. A 2005 graduate of Ohio State with a degree in criminology, Smith ranked fifth at Ohio State in career tackles for loss with 46.5 and sixth in quarterback sacks with 23.0. He was a first-round pick by New Orleans in the 2004 NFL Draft and he would play his entire nine-year NFL career with the Saints, helping them to a win in Super Bowl XLII. Smith, who was from Utica, N.Y., and attended Proctor High School, was tragically killed in April 2016, leaving a wife and three children. He was 34.

SMITH'S CAREER DEFENSIVE STATS

Year	G-GS	UA	Ass.	Tot.	TFL	Yds	Sacks
2000	12-0	6	6	12	5	22	3
2001	12-10	34	13	47	9	34	4
2002	14-14	41	18	59	12.5	42	5.5
2003	13-13	30	19	49	20	92	10.5
Totals	51-37	111	56	167	46.5	190	23



SPIELMAN

36 CHRIS SPIELMAN

Linebacker – 1984-87

- Lombardi Award (1987)
- Consensus & Unanimous All-American (1986 & 1987)
- Ohio State-record 283 solo tackles

Chris Spielman led the Buckeyes in total tackles in 1986 and 1987 and is Ohio State's all-time leader in solo tackles. A three-time all-Big Ten choice and a two-time All-American (consensus in 1986; unanimous in 1987), Spielman concluded his brilliant career in 1987 by winning the Lombardi Award. Spielman was a three-year starter and would have been a four-year regular were it not for two sprained ankles that greatly limited his playing time as a freshman. Still, he collected 546 career tackles, a total that places him third on the all-time OSU list behind Marcus Marek (572) and Tom Cousineau (569). Spielman's tackle total includes a school-record 283 solo stops. The Massillon, Ohio, native had his best year in 1986 as a junior, recording 205 total stops, including an OSU record 105 solos. His best game that year was a school record-tying 29 total tackles against Michigan. Spielman's Ohio State teams won two Big Ten titles. He played in the Rose and Cotton bowls and was defensive MVP in the latter as a senior. Upon leaving Ohio State, Spielman became recognized as one of the NFL's top players, finishing his 12-year career in 1999 with the Cleveland Browns. A four-time Pro Bowl selection, he is a 2000 inductee into the Ohio State University Athletics Hall of Fame and a 2009 enshrine into the College Football Hall of Fame.

ALL-TIME GREATS

SPIELMAN'S CAREER DEFENSIVE STATS

Year	G	UA	Ass.	Tot.	TFL	Yards	INTs
1984	7	24	21	45	2	10	0
1985	11	76	64	104	9	31	3
1986	13	105	100	205	9	26	6
1987	11	78	78	156	10	45	2
Totals	42	283	263	546	30	112	11

24 SHAWN SPRINGS

Cornerback – 1994-96

- Consensus All-American (1996)
- Big Ten Defensive Player of the Year (1996)
- 13-year NFL career

In 1996, Shawn Springs was one of the top cornerbacks in college football and the dominant defensive player in the Big Ten - despite not recording an interception. Most teams simply chose not to test him. The 1996 Big Ten Defensive Player of the Year (selected by the conference head coaches) was named a consensus All-American with first-team berths on the Walter Camp, Football Coaches, Sporting News and Football News All-America teams. He finished the year with 39 tackles and a team-high 15 passes broken up. Springs finished his career as a two-time all-Big Ten selection. The Seattle Seahawks selected him with the third overall selection in the 1997 NFL Draft after his junior season. He played 13 NFL seasons with three teams – Seattle, Washington and New England – and was All-Pro in 2004 and made the Pro Bowl in 1998. He recorded 33 career interceptions and was named to Seattle's 35th Anniversary Team.



SPRINGS

SPRINGS' CAREER DEFENSIVE STATS

Year	G	UA	Ass.	Tot.	PBU	INT
1994	13	42	19	61	7	1
1995	12	40	12	52	2	5
1996	12	30	9	39	15	0
Totals	37	112	40	152	24	6

68 JIM STILLWAGON

Middle Guard – 1968-70

- Consensus & Unanimous All-American (1969 & 1970)
- First to win Lombardi Award & Outland Trophy in same year (1970)
- College Football Hall of Fame (1991)

Jim Stillwagon made college football history in 1970 by becoming the first player to win the Outland Trophy and the Lombardi Award in the same year. Stillwagon, a three-year starter at middle guard for the Buckeyes between 1968 and 1970, was a unanimous All-American as a junior and senior. During Stillwagon's three seasons at Ohio State, the Buckeyes compiled a 27-2 record, won three Big Ten championships, played in two Rose Bowls and won a pair of national championships. With Stillwagon clogging the middle, the Ohio State defense simply shut down opposing offenses. In 1969, the Buckeyes gave up just 93 total points. In 1970, only two opponents scored more than 13 points; five were held to under 10 points. Stillwagon was quite simply the best defensive lineman in college football in 1970. After graduation, Stillwagon was drafted by the Green Bay Packers. He chose instead to play in the Canadian Football League and was one of the premier defensive linemen in that league before retiring. He is a member of the College Football (1991) and Ohio State Athletics (1979) halls of fame.



STILLWAGON



STRINGER

78 KOREY STRINGER

Offensive Tackle – 1992-94

- Two-time All-American (1993 and consensus in 1994)
- Two-time Big Ten Offensive Lineman of the Year (1993 & 1994)
- Ohio State Athletic Hall of Fame (2003)

Korey Stringer was a two-time All-American tackle for the Buckeyes (1993 and 1994) and who was twice named the Big Ten Conference's Offensive Lineman of the Year. He also was a two-time all-Big Ten tackle and he was named the 1992 Big Ten Freshman of the Year. Stringer was a finalist for both the Lombardi Award and the Outland Trophy as a senior. Well liked and a favorite of teammates because of his easygoing attitude off the field, he was chosen by his teammates as Ohio State's 1994 team MVP. He was drafted in the first round of the 1995 NFL Draft by the Minnesota Vikings and played five seasons for the Vikings. He made the Pro Bowl in 2000. Tragically, he died from complications brought on by heat stroke during the Vikings training camp in 2001. His Minnesota Vikings jersey – No. 77 – was retired by the organization in 2001, and he was inducted posthumously into the Ohio State Athletics Hall of Fame in 2003.

32 JACK TATUM

Defensive Back – 1968-70

- Consensus & Unanimous All-American (1969 & 1970)
- College Football Hall of Fame (2004)
- Namesake: B1G Tatum-Woodson DB of the Year Award

ALL-TIME GREATS



TATUM

Jack Tatum was one of the dominant defensive players and most intimidating forces in college football during his career at Ohio State. A three-year starter, a two-time All-American and the national Defensive Player of the Year as a senior, he was known for his tenacity and fierce style of play. The 6-1, 208-pound Tatum came to Ohio State as a running back, but moved to defense in the spring of his freshman year. He was a mainstay of the defense for the next three seasons as OSU rolled up a 27-2 record and won the 1968 national championship, two Big Ten titles and played in two Rose Bowls. The Oakland Raiders selected him in the first round of the 1971 NFL Draft. In his nine-year career, he was named to the Pro Bowl three times and was a member of the 1976 Super Bowl champion Raiders. He was inducted into the Ohio State Athletics Hall of Fame in 1981 and the College Football Hall of Fame in 2004. Tatum battled illness during his later years and died in Oakland on July, 2010. The outstanding defensive back in the Big Ten is awarded the Tatum-Woodson Defensive Back of the Year award.

58 STEVE TOVAR Linebacker – 1989-92

- Two-time All-American (1991 & 1992)
- Big Ten Defensive Player of the Year (1992)
- Led Ohio State in tackles three times

Steve Tovar, a two-time All-America selection in 1991 and 1992, had the distinction of being the first of 21 players recruited by John Cooper to earn All-America status at Ohio State. Tovar led Ohio State in tackles for three consecutive seasons (1990-92), one of only two Buckeyes ever to accomplish that feat. In his senior year,

Tovar was elected team co-captain and earned Big Ten Defensive Player of the Year honors (selected by the conference coaches) after recording 128 tackles. A three-time all-Big Ten selection, Tovar ranked fourth in school history with 414 total tackles and 239 solo tackles. The Elyria, Ohio, native was a third-round selection of the Cincinnati Bengals in the 1993 NFL Draft. After playing eight years in the NFL, Tovar began a career in college coaching. He was elected to the Ohio State Athletics Hall of Fame in 2001.

TOVAR'S CAREER DEFENSIVE STATS

Year	G	UA	Ass.	Tot.	TFL	Yards	Sacks
1989	12	27	37	64	3	3	0
1990	12	78	47	125	6.5	30	3
1991	12	61	36	97	8.5	21	1
1992	12	73	55	128	17	33	3
Totals	48	239	175	414	35	87	7



TOVAR

94 MIKE VRABEL Defensive End – 1993-96


- Two-time All-American (and consensus in 1996)
- Two-time Big Ten Defensive Lineman of the Year (1995 & 1996)
- Holds Ohio State career sacks and TFL records

Mike Vrabel was one of the great defensive linemen not only at Ohio State, but in the history of the Big Ten Conference. He earned two Big Ten Conference Defensive Lineman of the Year honors (1995 and 1996) and was the first to win the award two times. He also earned back-to-back All-America honors those same seasons. Vrabel twice set the Ohio State single-season record for sacks and tackles for loss (TFL) and he still holds six school records,

including career sacks (36), single season and career TFLs (26 in 1995 and 66, respectively), single season and career TFL yards (133 in 1995 and 349, respectively) and career sack yardage (245). He ranks third all-time in the Big Ten in sacks and sixth in TFLs. Vrabel had a distinguished NFL career with three teams, a career that saw him a part of the New England Patriots' dynamic run of three Super Bowls in four years (2001, 2003, 2004). In 2007, as a member of the Patriots, he was named to the Pro Bowl and a month later was named All-Pro. On top of these accomplishments, Vrabel's professional career included 206 games played with Pittsburgh, New England and Kansas City, 140 starts and enough impressive statistics – 57 sacks, 11 interceptions, 17 forced fumbles and 11 touchdowns receiving (as a tight end), including two in Super Bowls – that one has to conclude he is one of the great performers in a team sport that Ohio State has produced. In 2012 he was elected into the Ohio State Athletics Hall of Fame.

VRABEL'S CAREER DEFENSIVE STATS

Year	G	UA	Ass.	Tot.	TFL	Yards	Sacks
1993	12	6	3	9	2	8	2
1994	13	43	25	68	20	101	12
1995	13	44	19	63	26	133	13
1996	12	37	19	56	18	107	9
Totals	50	130	66	196	66	349	36



VRABEL



WILKINSON

72 DAN WILKINSON
Defensive Tackle – 1992-93

- Consensus All-American (1993)
- Big Ten Defensive Player and Lineman of the Year (1993)
- Overall No. 1 pick in NFL Draft (1994)

Dan Wilkinson played just two years of football for Ohio State, but in those two seasons he established himself as one of the best defensive linemen ever to wear the Scarlet and Gray. Redshirted as a true freshman in 1991, the 6-5, 300-pound Wilkinson, known as “Big Daddy,” started as a sophomore in 1992 and won all-Big Ten honors. Blessed with an incredible combination of size, strength and speed, he finished his rookie year with 46 tackles, including 10.5 tackles for loss and 6.5 sacks. As a junior in 1993, Wilkinson was the dominant defensive linemen in college football, winding up the year with 44 tackles and 13 tackles for loss. No one could block him one-on-one. At season’s end, he again won all-Big Ten laurels, won Big Ten defensive player and defensive lineman of the year honors, and was a consensus All-America pick. The Cincinnati Bengals made him the first selection in the NFL draft in April, 1994. The Dayton, Ohio, native played 13 seasons in the NFL.


WILKINSON’S CAREER DEFENSIVE STATS

Year	G	UA	Ass.	Tot.	TFL	Yards	Sacks
1992	12	26	20	46	10.5	83	6.5
1993	12	27	17	44	13	51	2.0
Totals	24	53	37	90	23.5	103	8.5

99 BILL WILLIS
Lineman – 1942-44

- Two-time All-American (1943 & 1944)
- Pro Football Hall of Fame (1977)
- College Football Hall of Fame (1971)

Considered one of the all-time great athletes ever to play for Ohio State, Bill Willis was a three-year starter for the Buckeyes between 1942 and 1944, playing both offense and defense. A willowy 6-2 and 215 pounds, he was a devastating blocker on offense and a punishing, relentless tackler on defense. Willis was a member of the Buckeyes’ 1942 national championship squad and he earned All-America honors in 1943 and 1944, becoming the first African-American All-American at Ohio State. A Columbus native, he went on to a distinguished career with the Cleveland Browns after college; he was one of four African-Americans to reintegrate professional football. He was also a member of five championship teams and was named all-pro eight times with the Browns. A member of the Pro Football (1977), College Football (1971), Ohio High School Football and Ohio State University Athletics halls of fame, his jersey number “99” was retired Nov. 3, 2007. He passed away Nov. 27, 2007, in Columbus.



WILLIS

11 ANTOINE WINFIELD
Cornerback – 1995-98

- Two-time All-American (1997 & consensus in 1998)
- Thorpe Award (1998)
- 14-year NFL Career

Antoine Winfield, a team captain as a senior, was a two-time All-American cornerback and a consensus choice as a senior in 1998. He was the first Buckeye to win the Thorpe Award as the nation’s outstanding defensive back; the first non-linebacker (and only the fifth player total) to record at least 200 solo tackles; the first defensive back in Ohio State history to be voted team MVP (following the 1997 season); and the first cornerback in recorded history to lead the team in tackles when he did so in 1997. A two-time all-Big Ten Conference selection, he closed his career with 278 tackles, 29 pass breakups and three interceptions. He played in four bowl games, including the 1996 Citrus Bowl when he came in as a true freshman and recorded seven tackles. He played in 50 career games, starting 29 times. A first-round draft pick of the Buffalo Bills in 1999, the hard-hitting Winfield was a member of the Minnesota Vikings from 2004 through 2012. He retired from professional football in 2013 after a 14-year career. He was inducted into the Ohio State Athletics Hall of Fame in 2014.

WINFIELD’S CAREER DEFENSIVE STATS

Year	G	UA	Ass.	Tot.	PBU	INT
1995	13	45	11	56	0	0
1996	12	36	11	47	2	1
1997	13	82	18	100	12	2
1998	12	61	14	75	15	0
Totals	50	224	54	278	29	3



WINFIELD

CHAMPIONSHIP TEAMS & NATIONAL AWARD WINNERS

OHIO STATE'S NATIONAL CHAMPION TEAMS

2014.....Coach Urban Meyer
 2002.....Coach Jim Tressel
 1970.....Coach Woody Hayes
 1968.....Coach Woody Hayes
 1961.....Coach Woody Hayes
 1957.....Coach Woody Hayes
 1954.....Coach Woody Hayes
 1942.....Coach Paul Brown

BIG TEN CHAMPION

2014.....Coach Urban Meyer
 2009.....Coach Jim Tressel
 2008.....Coach Jim Tressel
 2007.....Coach Jim Tressel
 2006.....Coach Jim Tressel
 2005.....Coach Jim Tressel
 2002.....Coach Jim Tressel
 1998.....Coach John Cooper
 1996.....Coach John Cooper
 1993.....Coach John Cooper
 1986.....Coach Earle Bruce
 1984.....Coach Earle Bruce
 1981.....Coach Earle Bruce
 1979.....Coach Earle Bruce
 1977.....Coach Woody Hayes
 1976.....Coach Woody Hayes
 1975.....Coach Woody Hayes
 1974.....Coach Woody Hayes
 1973.....Coach Woody Hayes
 1972.....Coach Woody Hayes
 1970.....Coach Woody Hayes
 1969.....Coach Woody Hayes
 1968.....Coach Woody Hayes
 1961.....Coach Woody Hayes
 1957.....Coach Woody Hayes
 1955.....Coach Woody Hayes
 1954.....Coach Woody Hayes
 1949.....Coach Wes Fesler
 1944.....Coach Carroll Widdoes
 1942.....Coach Paul Brown
 1939.....Coach Francis Schmidt
 1935.....Coach Francis Schmidt
 1920.....Coach John Wilce
 1917.....Coach John Wilce
 1916.....Coach John Wilce

HEISMAN TROPHY

2006.....Troy Smith
 1995.....Eddie George
 1975.....Archie Griffin
 1974.....Archie Griffin
 1955.....Howard "Hopalong" Cassady
 1950.....Vic Janowicz
 1944.....Les Horvath



PERRY

ALLSTATE AFCA GOOD WORKS TEAM

2015.....Joshua Perry

BILETNIKOFF AWARD

1995.....Terry Glenn

BRONKO NAGURSKI TROPHY

2006.....James Laurinaitis

BROYLES AWARD

2014.....Coach Tom Herman
 2007.....Coach Jim Heacock

BUTKUS AWARD

2007.....James Laurinaitis
 1997.....Andy Katzenmoyer

DAVEY O'BRIEN AWARD

2006.....Troy Smith

DOAK WALKER AWARD

1995.....Eddie George

EDDIE ROBINSON AWARD

2002.....Coach Jim Tressel
 1979.....Coach Earle Bruce
 1975.....Coach Woody Hayes
 1968.....Coach Woody Hayes
 1957.....Coach Woody Hayes



LAURINAITIS

JIM THORPE AWARD

2008.....Malcolm Jenkins
 1998.....Antoine Winfield

LOU GROZA AWARD

2004.....Mike Nugent

LOMBARDI AWARD

2005.....A.J. Hawk
 1996.....Orlando Pace
 1995.....Orlando Pace
 1987.....Chris Spielman
 1973.....John Hicks
 1970.....Jim Stilwagon

LOTT IMPACT TROPHY

2008.....James Laurinaitis

MAXWELL AWARD

1995.....Eddie George
 1975.....Archie Griffin
 1961.....Bob Ferguson
 1955.....Hopalong Cassady

OUTLAND TROPHY

1996.....Orlando Pace
 1973.....John Hicks
 1970.....Jim Stilwagon
 1956.....Jim Parker



JENKINS

PAUL "BEAR" BRYANT AWARD

2002.....Coach Jim Tressel

RAY GUY AWARD

2003.....B.J. Sander

RIMINGTON TROPHY

2016.....Pat Elflein
 2001.....LeCharles Bentley

SENIOR CLASS AWARD

2008.....James Laurinaitis

WALTER CAMP AWARD

2006.....Troy Smith
 1995.....Eddie George
 1975.....Archie Griffin
 1974.....Archie Griffin

WILLIAM V. CAMPBELL AWARD

2003.....Craig Krenzel
 1995.....Bobby Hoying

WUERFFEL TROPHY

2006.....Joel Penton

BIG TEN CONFERENCE AWARD WINNERS



ELLIOTT

CHICAGO TRIBUNE MOST VALUABLE PLAYER AWARD

Silver Football Award Winner

2016..... J.T. Barrett
 2015.....Ezekiel Elliott
 2013.....Braxton Miller
 2012.....Braxton Miller
 2006..... Troy Smith
 1998..... Joe Germaine
 1996..... Orlando Pace
 1995..... Eddie George
 1984..... Keith Byars
 1981.....Art Schlichter
 1975..... Cornelius Greene
 1974..... Archie Griffin
 1973..... Archie Griffin
 1955.....Howard Cassady
 1950..... Vic Janowicz
 1945..... Ollie Cline
 1944..... Les Horvath
 1941..... Jack Graf
 1930..... Wes Fesler

OFFENSIVE PLAYER OF THE YEAR

Beginning in 2011, named for Northwestern's Otto Graham and Ohio State's Eddie George

2015.....Ezekiel Elliott
 2013.....Braxton Miller
 2012.....Braxton Miller
 2006..... Troy Smith
 1998..... Joe Germaine
 1996..... Orlando Pace
 1995..... Eddie George
 1984..... Keith Byars

QUARTERBACK OF THE YEAR

Beginning in 2011, named for Purdue's Bob Griese & Drew Brees

2016..... J.T. Barrett
 2014..... J.T. Barrett
 2013.....Braxton Miller
 2012.....Braxton Miller



BOSA

RUNNING BACK OF THE YEAR

Beginning in 2011, named for Wisconsin's Alan Ameche & Ron Dayne

2015.....Ezekiel Elliott
 2013.....Carlos Hyde

DEFENSIVE PLAYER OF THE YEAR

Beginning in 2011, named for Minnesota's Bronko Nagurski & Michigan's Charles Woodson

2014.....Joey Bosa
 2012..... John Simon
 2008..... James Laurinaitis
 2007..... James Laurinaitis
 2005..... AJ Hawk
 2003.....Will Smith
 2002.....Michael Doss
 1996..... Shawn Springs
 1993..... Dan Wilkinson
 1992.....Steve Tovar

FRESHMAN OF THE YEAR

Beginning in 2011, named for Minnesota's Darrell Thompson and Indiana's Antwaan Randle El

2016.....Mike Weber
 2014..... J.T. Barrett
 2011.....Braxton Miller
 2008.....Terrelle Pryor
 2002..... Maurice Claret
 1996.....Andy Katzenmoyer
 1994..... Orlando Pace
 1992..... Korey Stringer
 1990..... Robert Smith

OFFENSIVE LINEMAN OF THE YEAR

Beginning in 2011, named for Ohio State's Orlando Pace and Nebraska's Dave Rimington

2016..... Pat Elflein
 2015..... Taylor Decker

2001.....LeCharles Bentley
 1996..... Orlando Pace
 1995..... Orlando Pace
 1994.....Korey Stronger
 1993..... Korey Stringer

DEFENSIVE LINEMEN OF THE YEAR

Beginning in 2011, named for Michigan State's Bubba Smith and Penn State's Courtney Brown

2016..... Tyquan Lewis
 2015.....Joey Bosa
 2014.....Joey Bosa
 2012..... John Simon
 2007..... Vernon Gholston
 2003.....Will Smith
 1996..... Mike Vrabel
 1995..... Mike Vrabel
 1993..... Dan Wilkinson
 1986..... Eric Kumerow

DUNGY-THOMPSON HUMANITARIAN AWARD

Post-collegiate award beginning in 2011 and named for Minnesota's Tony Dungy and Indiana's Anthony Thompson

2012..... Chris Spielman

FORD-KINNICK LEADERSHIP AWARD

Post-collegiate award beginning in 2011 and named for Michigan's Gerald Ford and Iowa's Nile Kinnick

2011..... Archie Griffin

DAVE McCLAIN COACH OF THE YEAR

As chosen by Big Ten media beginning in 1972 and named after Wisconsin's Dave McClain

1979.....Earle Bruce
 1975..... Woody Hayes
 1973..... Woody Hayes

MOST BIG TEN AWARDS

7.....Braxton Miller, Ohio State
 • 2012-13 Chicago Tribune MVP
 • 2012-13 Graham-George Offensive Player of the Year
 • 2012-13 Griese-Brees Quarterback of the Year
 • 2011 Thompson-Randle El Freshman of the Year

5..... Orlando Pace, Ohio State
 • 1996 Silver Football
 • 1996 Offensive Player of the Year
 • 1995-96 Offensive Lineman of the Year
 • 1994 Freshman of the Year

4..... Montee Ball, Wisconsin
 • 2011-12 Ameche-Dayne Running Back of the Year
 • 2011 Silver Football
 • 2011 Graham-George Offensive Player of the Year

4.....Anthony Thompson, Indiana
 • 1988-89 Silver Football
 • 1988-89 Player of the Year

3..... J.T. Barrett, Ohio State
 • 2014 & 2016 Griese-Brees Quarterback of the Year
 • 2014 Thompson-Randle El Freshman of the Year

3..... Joey Bosa, Ohio State
 • 2014 Defensive Player of the Year
 • 2014-15 Def. Lineman of the Year

3..... Chris Borland, Wisconsin
 • 2013 Defensive Player of the Year
 • 2013 Linebacker of the Year
 • 2009 Freshman of the Year

3.....Antwaan Randle El, Indiana
 • 2001 Silver Football
 • 2001 Offensive Player of the Year
 • 1998 Freshman of the Year

3.....Drew Brees, Purdue
 • 2000 Silver Football
 • 2000 Offensive Player of the Year
 • 1998 Offensive Player of the Year

3.....Charles Woodson, Michigan
 • 1997 Silver Football
 • 1997 Defensive Player of the Year
 • 1995 Freshman of the Year

3..... Ron Dayne, Wisconsin
 • 1999 Silver Football
 • 1999 Offensive Player of the Year
 • 1996 Freshman of the Year

3..... Korey Stringer, Ohio State
 • 1993-94 Off. Lineman of the Year
 • 1992 Freshman of the Year

Note: There are numerous players from around the Big Ten with two individual awards.

FIRST TEAM ALL-AMERICANS



HARLEY



FESLER




GRIFFIN

* Consensus All-Americans (83)
Unanimous Selections

1914	Boyd Cherry	E	1936	Charles Hamrick.....	T	1959	Jim Houston	E
1916	Chic Harley *	B		Inwood Smith	G	1960	Bob Ferguson #	FB
	Robert Karch	T		Merle Wendt.....	E	1961	Bob Ferguson #	FB
1917	Charles Bolen.....	E	1937	Carl Kaplanoff.....	T	1964	Jim Davidson.....	T
	Harold Courtney.....	E		Jim McDonald	QB		Ike Kelley.....	LB
	Chic Harley *	B		Ralph Wolf	C		Arnie Chonko	DB
	Kelley VanDyne	C		Gust Zarnas	G	1965	Douglas Van Horn.....	G
1918	Clarence MacDonald	E	1939	Vic Marino	G		Ike Kelley.....	LB
1919	Chic Harley *	B		Esco Sarkkinen *	E	1966	Ray Pryor	C
	Gaylord Stinchcomb *	B		Donald Scott.....	HB	1968	David Foley #	OT
1920	Iolas Huffman *	G	1940	Donald Scott.....	HB		Rufus Mayes.....	OT
	Gaylord Stinchcomb.....	B	1942	Robert Shaw.....	E	1969	Jim Stillwagon *	G
1921	Iolas Huffman *	T		Charles Csuri.....	T		Rex Kern	QB
	Cyril Myers.....	E		Lindell Houston	G		Jim Otis *	FB
1923	Harry Workman	QB		Paul Sarringhaus.....	HB		Ted Provost	CB
1924	Harold Cunningham.....	E		Gene Fekete			Jack Tatum *	CB
1925	Edwin Hess *	G	1943	Bill Willis	T	1970	Jan White.....	TE
1926	Edwin Hess.....	G	1944	Jack Dugger *	E		Jim Stillwagon #	MG
	Martin Karow.....	HB		Bill Willis	T		John Brockington.....	FB
	Leo Raskowski	T		William Hackett *	G		Jack Tatum #	CB
1927	Leo Raskowski	T		Les Horvath #	QB/HB		Mike Sensibaugh	S
1928	Wesley Fesler *	E	1945	Warren Amling #	G		Tim Anderson	CB
1929	Wesley Fesler *	E		Ollie Cline	FB	1971	Tom DeLeone	C
1930	Wesley Fesler #	E		Russell Thomas	T	1972	John Hicks.....	OT
	Lew Hinchman	HB	1946	Warren Amling *	T		Randy Gradishar *	LB
1931	Carl Cramer.....	QB		Cecil Souders.....	E	1973	Van Ness DeCree.....	DE
	Lew Hinchman	HB	1950	Robert Momsen.....	T		John Hicks #	OT
1932	Joseph Gailus.....	G		Robert McCullough	C		Randy Gradishar #	LB
	Sid Gillman	E		Victor Janowicz #	HB		Archie Griffin.....	TB
	Lew Hinchman	HB	1952	Mike Takacs.....	G	1974	Van Ness DeCree.....	DE
	Ted Rosequist.....	T	1954	Dean Dugger.....	E		Kurt Schumacher *	OT
1933	Joseph Gailus.....	G		Howard "Hopalong" Cassady #	HB		Pete Cusick	DT
1934	Regis Monahan	G		Jim Reichenbach.....	G		Steve Myers *	C
	Merle Wendt.....	E	1955	Jim Parker.....	G		Archie Griffin #	TB
1935	Gomer Jones *	C		Howard "Hopalong" Cassady #	HB		Neal Colzie	CB
	Merle Wendt.....	E	1956	Jim Parker#	G		Tom Skladany	P
			1957	Aurealius Thomas	G	1975	Ted Smith *	OG
			1958	James Houston	E		Archie Griffin #	TB
				Jim Marshall	T		Tim Fox *	S
				Bob White *	FB		Tom Skladany.....	P


FIRST TEAM ALL-AMERICANS



SKLADANY



DOSS



ELFLEIN

1976	Bob Brudzinski *	DE
	Chris Ward *	OT
	Tom Skladany	P
1977	Chris Ward #	OT
	Aaron Brown	NG
	Tom Cousineau *	LB
	Ray Griffin	S
1978	Tom Cousineau *	LB
1979	Ken Fritz *	OG
	Art Schlichter	QB
1982	Marcus Marek *	LB
1984	James Lachey *	OG
	Keith Byars #	TB
1985	Thomas "Pepper" Johnson	LB
1986	Cris Carter *	SE
	Chris Spielman *	LB
1987	Chris Spielman #	LB
	Tom Tupa #	P
1988	Jeff Uhlenhake	C
1991	Steve Tovar	LB
1992	Steve Tovar	LB
1993	Korey Stringer	OT
	Dan Wilkinson *	DT
1994	Korey Stringer *	OT
1995	Eddie George #	TB
	Terry Glenn *	FL
	Orlando Pace #	OT
	Mike Vrabel	DE

1996	Orlando Pace *	OT
	Shawn Springs *	CB
	Mike Vrabel *	DE
1997	Andy Katzenmoyer *	LB
	Rob Murphy *	OG
	Antoine Winfield	CB
1998	David Boston	SE
	Damon Moore	SS
	Rob Murphy	OG
	Antoine Winfield *	CB
1999	Na'il Diggs	LB
2000	Mike Doss	SS
2001	LeCharles Bentley *	C
	Mike Doss	SS
2002	Mike Doss #	SS
	Andy Groom	P
	Mike Nugent *	K
	Matt Wilhelm *	LB
2003	Will Allen *	SS
	Will Smith	DE
2004	Mike Nugent *	PK
	A.J. Hawk *	LB
2005	A.J. Hawk #	LB
	Donte Whitner	SS
	Nick Mangold	C
2006	Troy Smith #	QB
	Ted Ginn Jr.	PR
	James Laurinaitis *	LB
	Quinn Pitcock *	DL

2007	James Laurinaitis #	LB
	Kirk Barton	OT
	Vernon Gholston	DE
	Malcolm Jenkins	DB
2008	James Laurinaitis *	LB
	Malcolm Jenkins *	DB
2009	Kurt Coleman	DB
2010	Mike Brewster	C
	Chimdi Chekwa	DB
2012	Johnathan Hankins	DT
	Bradley Roby	CB
2013	Ryan Shazier	LB
	Jack Mewhort	OT
2014	Joey Bosa #	DE
	Michael Bennett	DL
2015	Vonn Bell	SAF
	Joey Bosa *	DE
	Taylor Decker *	OT
	Adolphus Washington	DT
2016	Pat Elflein #	C
	Malik Hooker #	SA
	Billy Price	OG
	Curtis Samuel	H-B

THREE-TIME ALL-AMERICA SELECTIONS

1916, 17, 19	Chic Harley	RB	1973, 74, 75	Archie Griffin	TB
1928, 29, 30	Wesley Fesler	E	1974, 75, 76	Tom Skladany	P
1930, 31, 32	Lew Hinchman	HB	2000, 01, 02	Mike Doss	SS
1934, 35, 36	Merle Wendt	E	2006, 07, 08	James Laurinaitis	LB

FIRST TEAM ALL-BIG TEN PLAYERS



RASKOWSKI



AMLING




TATUM

1914	Boyd Cherry.....	E	1940	Don Scott.....	QB	1961	Bob Ferguson.....	FB
1916	Charles "Chic" Harley.....	HB	1942	Lindell Houston.....	G		Mike Ingram.....	G
1917	Charles "Shifty" Bolen.....	E		Paul Saringhaus.....	HB	1962	Bill Armstrong.....	C
	Harold "Hap" Courtney.....	T		Bob Shaw.....	E		Paul Warfield.....	HB
	Charles "Chic" Harley.....	HB	1943	Bill Willis.....	T	1963	Paul Warfield.....	HB
	Kelley VanDyne.....	C	1944	Jack Dugger.....	E	1964	Jim Davidson.....	LB
1918	Clarence MacDonald.....	E		Bill Hackett.....	G		Dan Poretta.....	G
1919	Charles "Chic" Harley.....	HB		Les Horvath.....	QB/HB		Bill Spahr.....	E
	Pete Stinchcomb.....	QB		Bill Willis.....	T		Ike Kelly.....	LB
1920	Pete Stinchcomb.....	QB	1945	Warren Amling.....	G/T		Tom Bugel.....	LB
1921	Cyril "Truck" Myers.....	E		Ollie Cline.....	FB		Arnie Chonko.....	DB
	Dean Trott.....	G		Russell Thomas.....	T	1965	Ike Kelly.....	LB
1923	Harry "Hoge" Workman.....	QB	1946	Warren Amling.....	G/T		Doug Van Horn.....	G
1925	Edwin Hess.....	G		Cecil Souders.....	E		Ray Pryor.....	C
1926	Edwin Hess.....	G	1949	Jack Lininger.....	C		John Fill.....	HB
	Marty Karow.....	HB		Gerry Krall.....	HB	1966	Ray Pryor.....	C
	Leo Raskowski.....	T	1950	Bill Trautwein.....	T		Dick Himes.....	T
1927	Leo Raskowski.....	T		John Biltz.....	G	1967	Dick Himes.....	T
1928	Wesley Fesler.....	E		Vic Janowicz.....	HB		Billy Anders.....	E
1929	Wesley Fesler.....	E	1951	Vic Janowicz.....	HB	1968	Dave Foley.....	OT
1930	Wesley Fesler.....	E	1952	George Jacoby.....	T		Rufus Mayes.....	OT
	Lew Hinchman.....	HB		James Reichenbach.....	G		Jack Tatum.....	CB
1931	Lew Hinchman.....	HB		Tony Curcillo.....	FB		Ted Provost.....	HB
	Carl Cramer.....	QB		Fred Bruney.....	HB	1969	Jack Tatum.....	CB
1932	Joe Gailus.....	G	1953	George Jacoby.....	T		Ted Provost.....	HB
	Sid Gillman.....	E	1954	Dean Dugger.....	E		Charles Hutchinson.....	T
	Lew Hinchman.....	HB		Dick Hilinski.....	T		Brian Donovan.....	C
	Ted Rosequist.....	T		Francis Machinsky.....	T		Jim Otis.....	FB
1933	Joe Gailus.....	G		Howard "Hop" Cassady.....	HB		Dave Whitfield.....	E
1934	Regis Monahan.....	G	1955	Howard "Hop" Cassady.....	HB		Mark Debevec.....	E
	Merle Wendt.....	E		Jim Parker.....	G		Paul Schmidlin.....	T
1935	Gomer Jones.....	C		Ken Vargo.....	C		Jim Stillwagon.....	MG
	Merle Wendt.....	E	1956	Jim Parker.....	G		Doug Adams.....	LB
1936	Charles Hamrick.....	T	1957	Leo Brown.....	E		Mike Sensibaugh.....	S
	Inwood Smith.....	T		Aurealius Thomas.....	G	1970	Jack Tatum.....	CB
	Merle Wendt.....	E		Don Clark.....	B		Mark Debevec.....	E
1937	Carl Kaplanoff.....	T	1958	Don Clark.....	B		Jim Stillwagon.....	MG
	Jim McDonald.....	QB		Jim Houston.....	E		Mike Sensibaugh.....	S
	Esco Sarkkinen.....	E		Jim Marshall.....	T		Dave Cheney.....	T
	Ralph Wolf.....	C		Bob White.....	FB		Phil Strickland.....	LB
	Gust Zarnas.....	G	1959	Jim Houston.....	E		Tom DeLeone.....	C
1939	Vic Marino.....	G	1960	Jim Tyrer.....	T		John Brockington.....	FB
	Esco Sarkkinen.....	E		Tom Matte.....	QB			
	Don Scott.....	QB		Bob Ferguson.....	FB			

FIRST TEAM ALL-BIG TEN PLAYERS



GREENE



COUSINEAU



BYARS

1971	Tom DeLeone	C
	Rick Simon	T
	Stan White	LB
	George Hasenohrl	DT
	Randy Gradishar	LB
1972	George Hasenohrl	DT
	Randy Gradishar	LB
	Charles Bonica	OG
	John Hicks	OT
1973	Randy Gradishar	LB
	John Hicks	OT
	Jim Kregel	OG
	Vic Koegel	LB
	Rick Middleton	LB
	Kurt Schumacher	OT
	Van De Cree	DE
	Pete Cusick	DT
	Neal Colzie	CB
	Archie Griffin	TB
1974	Kurt Schumacher	CT
	Van De Cree	DE
	Pete Cusick	DT
	Neal Colzie	CB
	Archie Griffin	TB
	Steve Myers	C
	Steve Luke	CB
	Doug France	TE
	Dick Mack	OG
	Cornelius Greene	QB
1975	Archie Griffin	TB
	Cornelius Greene	QB
	Scott Dannelley	OT
	Ted Smith	OG
	Tim Fox	S
	Bob Brudzinski	DE
	Ed Thompson	LB
	Pete Johnson	FB
	Nick Buonamici	DT
	Chris Ward	OT
	Tom Skladany	P

1976	Bob Brudzinski	DE
	Nick Buonamici	DT
	Chris Ward	OT
	Tom Skladany	P
	Bill Lukens	OG
	Aaron Brown	MG
	Tom Cousineau	LB
1977	Chris Ward	OT
	Aaron Brown	G
	Tom Cousineau	LB
	Jimmy Moore	TE
	Rod Gerald	QB
	Ron Springs	TB
	Jeff Logan	FB
	Kelton Dansler	DE
	Ray Griffin	S
	Mike Guess	CB
1978	Tom Cousineau	LB
	Kelton Dansler	DE
	Mike Guess	S
	Ken Fritz	OG
	Joe Robinson	OT
	Tom Orosz	P
	Vince Skillings	DB
1979	Mike Guess	CB
	Ken Fritz	OG
	Vince Skillings	S
	Vlade Janakievski	K
	Jim Laughlin	LB
	Luther Henson	DT
	Todd Bell	LB
	Tom Waugh	C
	Art Schlichter	QB
	Doug Donley	FL
1980	Vlade Janakievski	K
	Todd Bell	DB
	Doug Donley	FL
	Calvin Murray	TB
	Joe Lukens	OG
	Ray Ellis	CB
	Marcus Marek	LB
	Vince Skillings	CB
	Jerome Foster	DT

1981	Art Schlichter	QB
	Joe Lukens	OG
	Marcus Marek	LB
	Tim Spencer	TB
1982	Joe Lukens	OG
	Marcus Marek	LB
	Jerome Foster	DT
	Tim Spencer	TB
	John Frank	TE
1983	John Frank	TE
	Garcia Lane	CB
	Rowland Tatum	LB
	Keith Byars	TB
1984	Keith Byars	TB
	Mark Krerowicz	OT
	Kirk Lowdermilk	C
	Jim Lachey	OG
	Thomas "Pepper" Johnson	LB
	Tom Tupa	P
1985	Thomas "Pepper" Johnson	LB
	Tom Tupa	P
	Cris Carter	SE
	Rory Graves	OT
	Bob Maggs	C
	Chris Spielman	LB
1986	Cris Carter	SE
	Bob Maggs	C
	Chris Spielman	LB
	Ed Taggart	TE
	Jeff Uhlenhake	OG
	Eric Kumerow	LB
	Sonny Gordon	DB
1987	Eric Kumerow	LB
	Chris Spielman	LB
	William White	DB
	Tom Tupa	P
1989	Joe Staysniak	OT
	Jeff Davidson	OG
1990	Dan Beatty	C
	Jeff Graham	WR
	Steve Tovar	LB

FIRST TEAM ALL-BIG TEN PLAYERS



KATZENMOYER



SMITH




PRICE

1991	Alan Kline OT	Mike Doss SS	Malcolm Jenkins DB
	Jason Simmons DE	Dan Stultz K	2009 Justin Boren OL
	Alonzo Spellman DE	2001 LeCharles Bentley C	Kurt Coleman DB
	Steve Tovar LB	Mike Doss SS	2010 Dane Sanzenbacher WR
1992	Roger Harper DB	Tyson Walter OT	Mike Brewster OC
	Greg Smith NG	2002 Maurice Claret RB	Justin Boren OG
	Steve Tovar LB	Mike Doss SS	Cameron Heyward DL
	Dan Wilkinson DT	Chris Gamble CB	Brian Rolle LB
1993	Jason Winrow OG	Andy Groom P	Ross Homan LB
	Korey Stringer OT	Mike Nugent K	Chindi Chekwa DB
	Joey Galloway SE	Darrion Scott DL	Jermale Hines DB
	Tim Williams K	Matt Wilhelm LB	2011 John Simon DL
	Dan Wilkinson DT	2003 Will Smith DE	2012 Braxton Miller QB
	Lorenzo Styles LB	Will Allen SS	Andrew Norwell OL
	Chico Nelson SS	Alex Stepanovich OG	Johnathan Hankins DL
1994	Korey Stringer OT	Ben Hartssock TE	Travis Howard DB
	Matt Finkes DL	Tim Anderson DT	Bradley Roby DB
	Mike Vrabel OT	A.J. Hawk LB	Ryan Shazier LB
	Lorenzo Styles LB	Chris Gamble CB	John Simon DL
1995	Rickey Dudley TE	B.J. Sander P	2013 Braxton Miller QB
	Eddie George TB	2004 A.J. Hawk LB	Jack Mewhort OT
	Terry Glenn FL	Mike Nugent PK	Corey Linsley C
	Bobby Hoying QB	2005 A.J. Hawk LB	Andrew Norwell OL
	Orlando Pace OT	Mike Kudla DE	Carlos Hyde RB
	Shawn Springs CB	Nate Salley FS	Bradley Roby DB
	Mike Vrabel DE	Rob Sims OG	Ryan Shazier LB
1996	Matt Finkes DE	Josh Huston PK	Noah Spence DE
	Andy Katzenmoyer LB	Santonio Holmes WR	2014 J.T. Barrett QB
	Orlando Pace OT	Donte Whitner SS	Joey Bosa DE
	Shawn Springs CB	Ashton Youboty CB	Doran Grant CB
	Mike Vrabel DE	2006 Troy Smith QB	Pat Elflein OL
1997	Brent Bartholomew P	Antonio Pittman RB	2015 Vonn Bell SAF
	David Boston SE	Anthony Gonzalez WR	Joey Bosa DE
	Eric Gohlstin OT	Doug Datish C	Taylor Decker OT
	Andy Katzenmoyer LB	TJ Downing G	Pat Elflein OG
	Damon Moore SS	Ted Ginn, Jr. WR	Ezekiel Elliott RB
	Antoine Winfield CB	Quinn Pitcock DL	Raekwon McMillan LB
1998	David Boston SE	James Laurinaitis LB	Joshua Perry LB
	Na'il Diggs LB	Malcolm Jenkins DB	2016 J.T. Barrett QB
	Joe Germaine QB	Antonio Smith DB	Pat Elflein C
	Andy Katzenmoyer LB	2007 Todd Boeckman QB	Malik Hooker SAF
	Rob Murphy OG	Chris Wells RB	Cameron Johnston P
	Damon Moore SS	Kirk Barton OT	Marshon Lattimore CB
	Michael Wiley TB	Vernon Gholston DL	Tyquan Lewis DE
	Antoine Winfield CB	James Laurinaitis LB	Raekwon McMillan LB
1999	Ahmed Plummer CB	Malcolm Jenkins DB	Billy Price OG
2000	Joe Cooper LB	2008 Alex Boone OL	Curtis Samuel H-B
		James Laurinaitis LB	

ACADEMIC ALL-AMERICANS




KERN



WARD



BOREN



GRADISHAR



FRANK



HUBBARD

* First-Team;

Academic All-America

Hall of Fame (1992)

1952	John Borton*	QB
1954	Dick Hilinski	T
1958	Bob White*	FB
1961	Tom Perdue	E
1965	Bill Ridder	MG
1966	Dave Foley*	OT
1968	Dave Foley	OT
	Mark Stier	LB
1969	Bill Urbanik	DT
1970	Rex Kern	QB
1971	Rick Simon*	OT
1973	Randy Gradishar*#	LB
1974	Brian Baschnagel*	RB
1975	Brian Baschnagel*	RB

1975	Pat Curto	DE
	Kenneth Kuhn	LB
	Bill Lukens	OG
	Chris Ward	OT
1976	Pete Johnson*	FB
	Bill Lukens*	OG
1977	Jeff Logan*	RB
1980	Marcus Marek*	LB
1981	John Frank	TE
1982	Joe Smith*	OT
	John Frank*	TE
1983	John Frank	TE
	Dave Crecelius	DT
1984	Dave Crecelius*	DT
	Mike Lanese*	FL
	Tony Giuliani	DL
1985	Mike Lanese*	FL
1988	Joe Staysniak	OT
	Joe Staysniak*	OT

1990	Greg Smith	DL
1992	Len Hartman*	OG
	Greg Smith*	NG
1995	Greg Bellisari*	LB
1996	Greg Bellisari*	LB
1999	Ahmed Plummer*	CB
2002	Ben Hartsock	TE
	Craig Krenzel	QB
2003	Craig Krenzel*	QB
2006	Anthony Gonzalez*	SE
	Stan White, Jr.*	FB
	James Laurinaitis	LB
2007	Brian Robiskie*	FL
2008	Brian Robiskie*	FL
2014	Jacoby Boren	C
2015	Jacoby Boren*	C
	Jack Willoughby*	K
2016	Sam Hubbard*	DE

ACADEMIC ALL-AMERICANS



CRAIG KRENZEL

Craig Krenzel will long be remembered for his role as the starting quarterback on Ohio State's 2002 national championship team. But Krenzel was perhaps even more accomplished in the classroom than he was on the football field. A molecular genetics major, he was named winner of the Socrates Award as a junior, presented by Sporting News Radio to the outstanding student-athlete in the nation. As a senior, Krenzel was named to a first-team berth on the College Sports Information Directors Academic All-America Team and singled out as the Academic All-American of the Year. He was then selected as one of 13 National Football Foundation Scholar Athletes and, at the NFF awards dinner in New York, was named winner of the Vincent DePaul Draddy Award, as the top scholarship winner. He capped off a brilliant year by being named a recipient of the NCAA's prestigious Top VIII Award for combined excellence in athletics, academics and community involvement.



MIKE LANESE

Mike Lanese always will occupy a special place in the hearts and minds of Ohio State fans everywhere. His clutch grab against Michigan in 1984 has become known as "The Catch" and is one of the most memorable receptions in Ohio State history. But Lanese's legacy also includes memorable accomplishments in the classroom, where after twice being named to the Academic All-America team and earning a National Football Foundation and College Hall of Fame scholarship, he was named a Rhodes Scholar in 1985. The former OSU flanker is the last Big Ten football player to be so honored. After completing his studies at Oxford, Lanese served in the U.S. Navy.



BOBBY HOYING

Ohio State quarterback Bobby Hoying was one of the National Football Foundation's 13 scholarship recipients in 1995. Additionally, at the awards banquet in New York, Hoying was named winner of the Vincent dePaul Draddy Award, which goes annually to the top senior scholar-athlete in college football. Hoying was the first Big Ten player ever to receive the award, which is based on athletics, academics and community involvement.

NFF & COLLEGE FOOTBALL HALL OF FAME SCHOLARSHIP WINNERS

Each year, the National Football Foundation awards a scholarship to the top 13 seniors in college football. The \$18,000 grant for graduate work is based upon combined excellence in athletics and academics. Ohio State has produced 21 recipients. At its annual awards banquet, the Foundation also presents the William V. Campbell Award to the top senior in the group. Buckeyes Bobby Hoying (1995) and Craig Krenzel (2003) are the only Big Ten players to win that award.

1964	Arnie Chonko	DB	1989	Joe Staysniak	OT
1965	Willard Sander	FB	1990	Greg Frey	QB
1968	David Foley	OT	1992	Greg Smith	NG
1970	Rex Kern	QB	1994	Joey Galloway	SE
1973	Randy Gradishar	LB	1995	Bobby Hoying	QB
1975	Brian Baschnagel	RB	1996	Greg Bellisari	LB
1979	Jim Laughlin	LB	1999	Ahmed Plummer	CB
1982	Joe Smith	OT	2003	Craig Krenzel	QB
1983	John Frank	TE	2008	Brian Robiskie	WR
1984	Dave Crecelius	DT	2015	Jacoby Boren	C
1985	Mike Lanese	FL			

ACADEMIC ALL-BIG TEN HONOREES

1953	John Borton.....	QB	1983	Paul Allen.....	K	1994	Greg Bellisari.....	LB
1954	John Borton.....	QB		Dave Crecelius.....	DT		Luke Fickel.....	NG
	Dick Hilinski.....	T		Karl Edwards.....	P		Joey Galloway.....	SE
1955	Fred Kriss.....	E		John Frank.....	TE		Bob Houser.....	TE
	Frank Ellwood.....	QB		Spencer Nelms.....	G		Bobby Hoying.....	QB
1956	Frank Ellwood.....	QB	1984	Dave Crecelius.....	DT		Tom Hoying.....	QB
1957	Frank Kremblas.....	QB		Judd Groza.....	TE		Josh Jackson.....	K
	Bob White.....	FB		Anthony Giuliani.....	NG		Darrell "D.J." Jones.....	TE
1958	Bob White.....	FB		Mike Lanese.....	FL		Dennis Maag.....	FS
1959	Bob White.....	FB		Barry Walker.....	FB		Shawn Springs.....	CB
1960	Bill Wentz.....	HB	1985	Mike Lanese.....	FL		Brian Stoughton.....	DE
1961	Tom Perdue.....	E		Barry Walker.....	FB		Mike Vrabel.....	DE
1962	David Katterhenrich.....	FB		William White.....	DB	1995	Dave Becker.....	LB
1964	Arnold Chonko.....	DB		Alex Higdon.....	TE		Greg Bellisari.....	LB
1965	Bill Ridder.....	G	1986	Alex Higdon.....	TE		Brooks Burris.....	OT
	Ray Pryor.....	C		Joe Staysniak.....	OT		Luke Fickell.....	NG
1966	Ray Pryor.....	C	1987	Jeff Davidson.....	OG		Brian Heinen.....	FL
	Mark Stier.....	LB		Alex Higdon.....	TE		Bob Houser.....	TE
	Tom Portsmouth.....	S		Mark Pelini.....	DB		Bobby Hoying.....	QB
	Dick Himes.....	G		Scott Powell.....	QB		Tom Hoying.....	QB
	Dave Foley.....	OT		Joe Staysniak.....	OT		Josh Jackson.....	K
1967	Dick Himes.....	T	1988	Daniel Beatty.....	C		Darrell "D.J." Jones.....	TE
1968	Dave Foley.....	OT		Andrew Gurd.....	LB		Jerry Rudzinski.....	LB
	John Muhlbach.....	C		Mark Pelini.....	DB		Brian Stoughton.....	DE
	Mark Stier.....	LB		Scott Powell.....	QB	1996	Greg Bellisari.....	LB
1969	Bill Urbanik.....	DT		Joe Staysniak.....	OT		Luke Fickell.....	NG
	Dave Cheney.....	OT	1989	Greg Frey.....	QB		Bob Houser.....	TE
1970	Dave Cheney.....	OT		Rich Frimel.....	DT		Tom Hoying.....	QB
	Rex Kern.....	QB		Ron Lachey.....	C		Josh Jackson.....	K
	Mike Sensibaugh.....	S		Mark Pelini.....	DB		Darrell "D.J." Jones.....	TE
1971	Rick Simon.....	OT		Greg Smith.....	NG		Matt LaVrar.....	LB
	Rick Seifert.....	S		Brian Stablein.....	SE		Ahmed Plummer.....	CB
1972	Rick Seifert.....	S		Joe Staysniak.....	OT		Jerry Rudzinski.....	LB
1973	Randy Gradishar.....	LB	1990	Jim Borchers.....	LS		Andy Stamp.....	K
1974	Brian Baschnagel.....	RB		Greg Frey.....	QB		Mike Vrabel.....	DE
	Pat Curto.....	DE		Raymont Harris.....	TB		Steve Wisniewski.....	TE
	Ken Kuhn.....	LB		Len Hartman.....	OG	1997	David Boston.....	SE
	Bruce Ruhl.....	DB		Greg Smith.....	NG		Chad Cacchio.....	FL
	Bill Lukens.....	OG	1991	Pete Beckman.....	NG		Steve Gehlert.....	QB
1975	Brian Baschnagel.....	RB		Jim Borchers.....	LS		Mike Gurr.....	OG
	Pat Curto.....	DE		Joey Galloway.....	SE		Kevin Houser.....	TE
	Tim Fox.....	DB		Len Hartman.....	OG		Tom Hoying.....	TE
	Ken Kuhn.....	LB		Joe Pickens.....	QB		Matt LaVrar.....	DE
	Bruce Ruhl.....	DB		Mick Shoaf.....	OT		Kurt Murphy.....	C
	Chris Ward.....	OT		Greg Smith.....	NG		Ahmed Plummer.....	CB
1976	Pete Johnson.....	FB	1992	Pete Beckman.....	NG		Jerry Rudzinski.....	LB
	Bill Lukens.....	OG		Jim Borchers.....	LS		Andy Stamp.....	K
1977	Jeff Logan.....	RB		Len Hartman.....	OG		Darik Warnke.....	SE
1978	Gregory Castignola.....	QB		Greg Smith.....	NG		Steve Wisniewski.....	TE
1979	Jim Laughlin.....	LB		Bobby Hoying.....	QB	1998	Brooks Burris.....	OG
1980	Joe Lukens.....	OT	1993	Jim Borchers.....	LS		Chad Cacchio.....	SE
	Marcus Marek.....	LB		Luke Fickell.....	NG		Mike Gurr.....	OG
1981	Joe Smith.....	OT		Joey Galloway.....	SE		Kevin Houser.....	TE
1982	Joe Smith.....	OT		Bobby Hoying.....	QB		Matt LaVrar.....	DE
	Karl Edwards.....	P		Josh Jackson.....	K		David Mitchell.....	CB
	John Frank.....	TE		Darrell "D.J." Jones.....	TE		Kurt Murphy.....	C
	Spencer Nelms.....	G		Dennis Maag.....	CB		Jason Ott.....	LB
	Dave Crecelius.....	DT		Bret Powers.....	QB		Ahmed Plummer.....	CB

ACADEMIC ALL-BIG TEN HONOREES

	Jerry Rudzinski.....LB	Jack Tucker.....FB	Drew Norman.....LS
	Darik Warnke.....SE	Kyle Turano.....P/K	Nick Patterson.....DB
	Steve Wisniewski.....TE	Bryan Weaver.....P/DB	Joel Penton.....DL
1999	Chad Cacchio.....SE	Stephan Winne.....OL	Steve Rehring.....OT
	Mike Gurr.....OG	Michael Young.....WR	Brandon Schnittker.....FB
	Kevin Houser.....TE	2003 Bryce Culver.....DE	Jon Skinner.....OG
	Matt LaVrar.....DE	Mike DeMaria.....TB	Antonio Smith.....CB
	David Mitchell.....CB	Dustin Fox.....CB	Stan White, Jr.....FB
	Kurt Murphy.....C	Simon Fraser.....DE	2006 Alex Barrow.....DE
	Donnie Nickey.....SS	Steve Graef.....DE	Kirk Barton.....OT
	Jason Ott.....LB	Maurice Hall.....TB	James Cordle.....C
	Ahmed Plummer.....CB	Roy Hall.....SE	Doug Datish.....C
	Tyson Walter.....OT	Ben Hartsock.....TE	Todd Denlinger.....DL
	Steve Wisniewski.....TE	Craig Krenzel.....QB	Marcus Freeman.....LB
2000	Arthur Allen.....DB	Nick Mangold.....OC	Anthony Gonzalez.....SE
	Chad Cacchio.....SE	Brandon Mitchell.....FS	Larry Grant.....LB
	Andy Groom.....P/K	Steven Moore.....CB	Roy Hall.....SE
	Mike Gurr.....OG	Adam Olds.....OG	Derek Harden.....WR
	Ben Hartsock.....TE	Jim Otis.....QB	Brian Hartline.....WR
	Jesse Kline.....TB	Fred Pagac Jr.....LB	Dionte Johnson.....FB
	Jim Kortovich.....LB	Joel Penton.....DE	James Laurinaitis.....LB
	Craig Krenzel.....QB	Quinn Pitcock.....DT	Dimitrios Makridis.....LS
	Scott Kuhnhein.....OG	Nate Salley.....FS	Brandon Mitchell.....FS
	David Mitchell.....CB	Brandon Schnittker.....FB	Drew Norman.....LS
	Jason Ott.....LB	Troy Smith.....QB	Joel Penton.....DL
	Fred Pagac.....LB	Stan White.....TE	Ryan Pretorius.....K
	Tyson Walter.....OT	2004 Jason Caldwell.....TE	Brian Robiskie.....FL
	Andy Groom.....P/K	R.J. Coleman.....OG	Jon Skinner.....OG
	Ben Hartsock.....TE	Doug Datish.....OG	Antonio Smith.....CB
	Harlen Jacobs.....DB	Mike DeMaria.....TB	Austin Spitler.....LB
	Mike Jacobs.....C	Dustin Fox.....CB	Stan White, Jr.....FB
	Jesse Kline.....TB	Simon Fraser.....DE	2007 Kirk Barton.....OT
	Jim Kortovich.....LB	Anthony Gonzalez.....WR	Bryant Browning.....OL
	Craig Krenzel.....QB	Maurice Hall.....TB	Jim Cordle.....C
	Fred Pagac.....LB	Roy Hall.....SE	Brett Daly.....DL
	Tyson Walter.....OT	Derek Harden.....WR	Todd Denlinger.....DL
2002	David Andrews.....TE	Curt Lukens.....LB	Dan Dyea.....OL
	Jason Caldwell.....TE	Nick Mangold.....OC	Marcus Freeman.....LB
	John Conroy.....OL	John McLaughlin.....OT	Larry Grant.....LB
	Christopher Conwell.....CB	Brandon Mitchell.....FS	Jackson Haas.....LS
	Ryan Cook.....OT	Andrew Norman.....LS	Brian Hartline.....WR
	Bryce Culver.....DE	Joel Penton.....DL	Ross Homan.....LB
	Dustin Fox.....CB	Nate Salley.....FS	Dionte Johnson.....FB
	Simon Fraser.....DE	Brandon Schnittker.....FB	Dexter Larimore.....DT
	Stephan Graef.....DE	Antonio Smith.....FS	James Laurinaitis.....LB
	Andrew Groom.....P	Stanley White.....TE	David Lisko.....WR
	Maurice Hall.....RB	Steve Winner.....C	Ryan Lukens.....LB
	Ben Hartsock.....TE	Justin Zwick.....QB	Dimitrios Makridis.....LS
	Joshua Huston.....P/K	2005 Alex Barrow.....DE	Ryan Pretorius.....K
	Craig Krenzel.....QB	Doug Datish.....OG	Brian Robiskie.....FL
	John McLaughlin.....OT	Marcus Freeman.....LB	Jon Skinner.....OG
	Jeremy Miller.....LS	Ted Ginn Jr.....FL	Austin Spitler.....LB
	Steven Moore.....CB	Anthony Gonzalez.....SE	Chris Wells.....RB
	Mike Nugent.....PK	Roy Hall.....SE	Tyler Whaley.....FB
	Adam Olds.....OG	Derek Harden.....WR	Marcus Williams.....RB
	James Otis.....QB	Dionte Johnson.....FB	
	Fred Pagac, Jr.....LB	Curt Lukens.....SS	
	Brandon Schnittker.....FB	Nick Mangold.....OC	

ACADEMIC ALL-BIG TEN HONOREES

2008	Bryant Browning OL	2010	Devin Barclay K	2014	Darryl Baldwin OL
	Chimdi Chekwa DB		C.J. Barnett DB		Jacoby Boren C
	Jim Cordle OL		Bryant Browning DL		Joe Burger LB
	Todd Denlinger DL		Ben Buchanan PT		James Clark WR
	Doug Ebner OL		Chimdi Chekwa DB		Pat Elflein OL
	Marcus Freeman LB		Dominic Clarke DB		Ezekiel Elliott RB
	Tyson Gentry P		Zach Domicone DB		Peter Gwilym WR
	Bryan Gray DL		Nate Ebner DB		Bryce Haynes LS
	Brian Hartline WR		Donnie Ewege DB		Billy Price OL
	Dan Herron RB		James Georgiades RB		Jake Russell P
	Ben Kacsandi WR		Garrett Goebel DL		Nik Sarac DB
	Dexter Larimore DL		Adam Homan RB		Cam Williams LB
	James Laurinaitis LB		Ross Homan LB	2015	Dante Booker LB
	Ryan Lukens FB		Garrett Hummel WR		Jacoby Boren C
	Jake McQuaide LS		Dexter Larimore DL		Joe Burger LB
	Andrew Miller OL		Chris Malone OL		Pat Elflein OG
	Andrew Moses OL		Jake McQuaide LS		Chase Farris OT
	Aaron Pettrey K		Andrew Miller OL		Bryce Haynes LS
	Ryan Pretorius K		Tyler Moeller DB		Sam Hubbard DE
	Brian Robiskie WR		Scott Sika OL		Kato Mitchell WR
	Kyle Ruhl WR		Spencer Smith TE		Sean Nuernberger K
	Brandon Saine RB		Andrew Sweat LB		Aaron Parry OL
	Dane Sanzenbacher WR	2011	Ivon Blackman OL		Cam Williams LB
	Austin Spitler LB		Ben Buchanan P		Jack Willoughby K
	Taurian Washington WR		Dominic Clarke DB	2016	Jarrold Barnes SAF
	Chris Wells RB		Zach Domicone DB		Joe Burger LB
	Marcus Williams RB		Nate Ebner DB		Joe Burrow QB
2009	Devin Barclay K		Derek Erwin H		Michael Cibene SAF
	Zach Boren RB		Adam Homan FB		Tyler Durbin K
	Bryant Browning OL		Chris Maxwell LB		Guy Ferrelli TE
	Ben Buchanan P		Tyler Moeller DB		Elijaah Goins SAF
	Chimdi Chekwa DB		Chris Roark WR		Sam Hubbard DE
	Jim Cordle OL		Andrew Sweat LB		Michael Lawless SAF
	Todd Denlinger DL	2012	Darryl Baldwin OL		Aaron Mawhirter LS
	Zach Domicone DB		C.J. Barnett DB		Liam McCullough LS
	Nate Ebner DB		Michael Bennett DL		Sean Nuernberger K
	Donnie Ewege DB		Ivon Blackman DL		Aaron Parry OL
	James Georgiades RB		Ben Buchanan P		
	Garrett Goebel DL		Zach Domicone DB		
	Adam Homan RB		Bryce Haynes LS		
	Ross Homan LB		Adam Homan FB		
	Orhian Johnson DB		Taylor Rice WR		
	Dexter Larimore DL		Justin Siems QB		
	Jake McQuaide LS		Stewart Smith LB		
	Andrew Miller OL		Ron Tanner DB		
	Andrew Moses OL	2013	Darryl Baldwin OL		
	Aaron Pettrey K		Warren Ball RB		
	Terrelle Pryor QB		Drew Basil K		
	Anderson Russell DB		Ivon Blackman OL		
	Etienne Sabino LB		Jacoby Boren OL		
	Dane Sanzenbacher WR		Joe Burger LB		
	Ryan Schuck WR		Taylor Decker OL		
	Austin Spitler LB		Pat Elflein OL		
	Jake Stoneburner TE		Craig Fada LB		
	Andrew Sweat LB		Bryce Haynes LS		
	Marcus Williams RB		Noah Spence DL		
	Nathan Williams DL		Ron Tanner DB		
	Lawrence Wilson DL		Cam Williams LB		


ALL-TIME CAPTAINS



HARLEY



JONES



SNELL



LOGAN

- 1890 Jesse L. Jones
- 1891 Paul M. Lincoln
- 1891 Richard T. Ellis
- 1892 Richard T. Ellis
- 1893 A.P. Gillen
- 1894 W.G. Nagel
- 1895 Renick W. Dunlap
- 1896 Edward H. French
- 1896 William A. Reed
- 1897 Harry C. Hawkins
- 1898 John Segrist
- 1899 D.B. Sayers
- 1900 J.H.Tilton
- 1901 J.M. Kittle
- 1902 W.F. Coover
- 1903 James R. Marker
- 1904 John D. Thrower
- 1905 Ralph W. Hoyer
- 1906 James F. Lincoln
- 1907 H.J. Schory
- 1908 W.D. Barrington
- 1909 Thomas H. Jones
- 1910 Leslie R. Wells
- 1911 Frank P. Markley
- 1912 Don B. Barricklow
- 1913 W. Irving Geissman
- 1914 Campbell J. Graf
- 1915 Ivan B. Boughton
- 1916 Frank Sorensen
- 1917 Harold J. Courtney
- 1917 Howard Courtney
- 1918 Clarence A. MacDonald
- 1919 Charles W. Harley
- 1920 Iolas M. Huffman
- 1921 Cyril E. Myers
- 1922 Lloyd A. Pixley

- 1923 Boni Petcoff
- 1924 Francis D. Young
- 1925 Harold B. Cunningham
- 1926 Marty G. Karow
- 1927 Theodore R. Meyer
- 1928 Leo Raskowski
- 1929 Alan M. Holman
- 1930 Wesley E. Fesler
- 1931 Stuart K. Holcomb
- 1932 Lewis G. Hinchman
- 1933 Joseph T. Gailus
- 1933 Sidney Gillman
- 1934 J. Regis Monahan
- 1935 Gomer T. Jones
- 1936 Merle E. Wendt
- 1937 Ralph C. Wolf
- 1937 James A. McDonald
- 1938 Michael Kabealo
- 1938 Carl G. Kaplanoff
- 1939 Steven F. Andrako
- 1940 E. James Langhurst
- 1941 Jack W. Stephenson
- 1942 George M. Lynn
- 1943 John R. Dugger
- 1943 Charles A. Csuri
- 1944 Gordon Appleby
- 1945 William C. Hackett
- 1946 Warren Amling
- 1947 Robert O. Jabbusch
- 1948 David I. Templeton
- 1949 A. Jack Wilson
- 1950 Henry Bill Trautwein
- 1951 Robert C. Heid
- 1952 Bernie G. Skvarka
- 1953 Robert V. Joslin
- 1953 George Jacoby

- 1954 C. Richard Brubaker
- 1954 John R. Borton
- 1955 Frank C. Machinsky
- 1955 Kenneth W. Vargo
- 1956 Franklin D.R. Ellwood
- 1956 P. William Michael
- 1957 Galen B. Cisco
- 1957 Leo M. Brown
- 1958 Francis T. Kremblas
- 1958 Richard P. Schafrath
- 1959 James E. Houston
- 1960 James Tyrer
- 1960 James Herbstreit
- 1961 Thomas Perdue
- 1961 Michael Ingram
- 1962 Gary Moeller
- 1962 Robert Vogel
- 1963 Ormonde Ricketts
- 1963 Matthew Snell
- 1964 James Davidson
- 1964 William Spahr
- 1964 Thomas Kiehfluss
- 1965 Ike Kelley
- 1965 Gregory Lashutka
- 1966 John Fill
- 1966 Mike Current
- 1967 Ray Pryor
- 1967 Bill Ray Anders
- 1967 Samuel Elliott
- 1968 David Foley
- 1968 Dirk Worden
- 1968 Mark Stier
- 1969 David Whitfield
- 1969 Alan Jack
- 1970 Rex Kern
- 1970 Jan White
- 1970 James Stillwagon
- 1970 Douglas Adams

- 1971 Harry Howard
- 1971 Tom DeLeone
- 1972 Richard Galbos
- 1972 George Hasenohrl
- 1973 Greg Hare
- 1973 Richard Middleton
- 1974 Steve Myers
- 1974 Archie Griffin
- 1974 Arnold Jones
- 1974 Neal Colzie
- 1974 Pete Cusick
- 1975 Archie Griffin
- 1975 Brian Baschnagel
- 1975 Tim Fox
- 1975 Ken Kuhn
- 1976 Bill Lukens
- 1976 Ed Thompson
- 1976 Tom Skladany
- 1977 Chris Ward
- 1977 Jeff Logan
- 1977 Aaron Brown
- 1977 Ray Griffin
- 1978 Ron Springs
- 1978 Tim Vogler
- 1978 Tom Cousineau
- 1978 Byron Cato
- 1979 Jim Laughlin
- 1979 Mike Guess
- 1979 Ken Fritz
- 1979 Tom Waugh
- 1980 Doug Donley
- 1980 Calvin Murray
- 1980 Ray Ellis
- 1980 Keith Ferguson
- 1981 Art Schlichter
- 1981 Glen Cobb

ALL-TIME CAPTAINS



SPIELMAN



GALLOWAY



COLEMAN



LEWIS

- 1982 Marcus Marek
Glen Cobb
Joe Lukens
Jerome Foster
Gary Williams
Tim Spencer
- 1983 John Frank
Bill Roberts
Rowland Tatum
Garcia Lane
- 1984 Kirk Lowdermilk
Mike Tomczak
Mark Krerowicz
Thomas Johnson
- 1985 Keith Byars
Mike Lanese
Thomas Johnson
- 1986 Jim Karsatos
Sonny Gordon
- 1987 Chris Spielman
Eric Kumerow
William White
Tom Tupa
- 1988 Jeff Uhlenhake
Vince Workman
Mike Sullivan
Michael McCray
- 1989 Joe Staysniak
Jeff Davidson
Zack Dumas
David Brown
Derek Isaman

- 1990 Jeff Graham
Dan Beatty
Mark Pelini
Vinnie Clark
Greg Frey
- 1991 Carlos Snow
Scottie Graham
John Kacherski
- 1992 Kirk Herbstreit
Steve Tovar
- 1993 Alan Kline
Cedric Saunders
Jason Simmons
Chico Nelson
- 1994 Joey Galloway
Marlon Kerner
- 1995 Matt Bonhaus
Eddie George
Bobby Hoying
- 1996 Juan Porter
Greg Bellisari
- 1997 Winfield Garnett
Stan Jackson
- 1998 Jerry Rudzinski
Antoine Winfield
Joe Germaine
- 1999 Matt Keller
Ahmed Plummer
- 2000 Rodney Bailey
Steve Bellisari
Joe Cooper
Ken-Yon Rambo
- 2001 Steve Bellisari
Mike Collins
Joe Cooper
Jamar Martin

- 2002 Michael Doss
Donnie Nickey
- 2003 Tim Anderson
Craig Krenzel
Michael Jenkins
Will Smith
- 2004 Dustin Fox
Simon Fraser
Mike Nugent
Lydell Ross
- 2005 A.J. Hawk
Nick Mangold
Nate Salley
Rob Sims
- 2006 Doug Datish
David Patterson
Quinn Pitcock
Troy Smith
- 2007 Kirk Barton
Dionte Johnson
James Laurinaitis
- 2008 Todd Boeckman
Malcolm Jenkins
James Laurinaitis
Brian Robiskie
- 2009 Kurt Coleman
Austin Spitler
Doug Worthington
- 2010 Bryant Browning
Cameron Heyward
Ross Homan
Brian Rolle
Brandon Saine
Dane Sanzenbacher

- 2011 Mike Brewster
Dan Herron
John Simon
Andrew Sweat
- 2012 Zach Boren
Garrett Goebel
Jordan Hall
Etienne Sabino
John Simon
- 2013 Jack Mewhort
Christian Bryant
C.J. Barnett
Corey Linsley
Kenny Guiton
Corey Brown
- 2014 Michael Bennett
Jeff Heuerman
Curtis Grant
Doran Grant
Braxton Miller
Evan Spencer
- 2015 J.T. Barrett
Jacoby Boren
Taylor Decker
Braxton Miller
Joshua Perry
Tyvis Powell
- 2016 J.T. Barrett
Joe Burger
Gareon Conley
Pat Elflein
Tyquan Lewis
Raekwon McMillan
Billy Price

TEAM MVPS



HORVATH



GRIFFIN



HOOKER

1930	Wesley Fesler.....	E
1931	Robert Haubrich.....	T
1932	Lewis Hinchman.....	FB
1933	Michael Vuchinich.....	C
1934	Gomer Jones.....	C
1935	Gomer Jones.....	C
1936	Ralph Wolfe.....	C
1937	Ralph Wolfe.....	C
1938	James Langhurst.....	HB
1939	Stephen Andrako.....	C
1940	Claude White.....	C
1941	Jack Graf.....	FB
1942	Charles Csuri.....	T
1943	Gordon Appleby.....	C
1944	Les Horvath.....	QB-HB
1945	Ollie Cline.....	FB
1946	Cecil Seuders.....	E
1947	Dave Templeton.....	G
1948	Joseph Whisler.....	B
1949	Jack Lininger.....	G
1950	Vic Janowicz.....	HB
1951	Vic Janowicz.....	HB
1952	Fred Bruney.....	HB
1953	George Jacoby.....	T
1954	Howard Cassady.....	HB
1955	Howard Cassady.....	HB
1956	Jim Parker.....	G
1957	Bill Jobko.....	G
1958	James Houston.....	E
1959	James Houston.....	E

1960	Tom Matte.....	HB
1961	Bob Ferguson.....	FB
1962	Bill Armstrong.....	C
1963	Matt Snell.....	FB
1964	Ed Orazen.....	T
1965	Doug Van Horn.....	G
1966	Ray Pryor.....	C
1967	Dirk Worden.....	LB
1968	Mark Stier.....	LB
1969	Jim Otis.....	FB
1970	Jim Stillwagon.....	NG
1971	Tom DeLeone.....	C
1972	George Hasenohrl.....	DT
1973	Archie Griffin.....	HB
1974	Archie Griffin.....	HB
1975	Cornelius Greene.....	QB
1976	Bob Brudzinski.....	DE
1977	Dave Adkins.....	B
1978	Tom Cousineau.....	LB
1979	Jim Laughlin.....	OLB
1980	Calvin Murray.....	TB
1981	Art Schlichter.....	QB
1982	Tim Spencer.....	TB
1983	John Frank.....	TE
1984	Keith Byars.....	TB
1985	Jim Karsatos.....	QB
1986	Cris Carter.....	SE
1987	Chris Spielman.....	LB
1988	Jeff Uhlenhake.....	C
1989	Derek Isaman.....	LB

1990	Jeff Graham.....	FL
1991	Carlos Snow.....	TB
1992	Kirk Herbstreit.....	QB
1993	Raymont Harris.....	TB
1994	Korey Stringer.....	OT
1995	Eddie George.....	TB
1996	Orlando Pace.....	OT
1997	Antoine Winfield.....	CB
1998	Joe Germaine.....	QB
1999	Ahmed Plummer.....	CB
2000	Derek Combs.....	TB
2001	Jonathon Wells.....	TB
2002	Chris Gamble.....	WR/CB
	Craig Krenzel.....	QB
2003	Michael Jenkins.....	SE
2004	Mike Nugent.....	PK
2005	A.J. Hawk.....	LB
2006	Troy Smith.....	QB
2007	Chris Wells.....	RB
2008	Chris Wells.....	RB
2009	Kurt Coleman.....	DB
2010	D. Sanzenbacher.....	WR
2011	Dan Herron.....	RB
2012	John Simon.....	D
2013	Jack Mewhort.....	OT
2014	Evan Spencer.....	WR
2015	Ezekiel Elliott.....	RB
2016	Malik Hooker.....	SAF
	Pat Elflein.....	C

PLAYERS IN ALL-STAR GAMES



BRUDZINSKI



SPENCER



ZARNAS

HULA BOWL

1949	Dave Templeton.....	T
1950	Jack Jennings.....	T
1950	Jerry Krall.....	B
1950	Pandel Savic.....	B
1951	Bob McCullough.....	C
1952	Vic Janowicz.....	B
1955	Dick Brubaker.....	E
1955	Bobby Watkins.....	B
1956	Frank Machinsky.....	T
1956	Ken Vargo.....	C
1957	Jim Parker.....	T
1959	Don Clark.....	B
1960	Jim Houston.....	E
1960	Bob White.....	B
1961	Tom Matte.....	B
1961	James Tyrer.....	T
1962	Bobby Ferguson.....	B
1962	Mike Ingram.....	E
1963	Bill Murkowski.....	B
1963	Bob Vogel.....	T
1964	Paul Warfield.....	B
1966	Tom Barrington.....	B
1970	Jim Otis.....	B
1970	Ted Provost.....	B
1970	Alan Jack.....	G
1971	John Brockington.....	B
1971	Rex Kern.....	B
1971	Jim Stillwagon.....	G
1972	Harry Howard.....	DB
1973	George Hasenohrl.....	DT
1974	Randy Gradishar.....	LB
1974	John Hicks.....	OL
1975	Peter Cusick.....	DL
1975	Kurt Schumacher.....	OL
1976	Tim Fox.....	DB
1976	Cornelius Greene.....	QB
1976	Archie Griffin.....	RB
1976	Brian Baschnagel.....	WR
1977	Bob Brudzinski.....	DL
1977	Tom Skladany.....	K/P
1978	Ray Griffin.....	BB

1978	Chris Ward.....	TS
1978	Jeff Logan.....	RB
1979	Tom Cousineau.....	LB
1979	Kelton Dansler.....	E
1980	Ken Fritz.....	OL
1980	Mike Guess.....	DB
1981	Todd Bell.....	DB
1981	Doug Donley.....	WR
1981	Al Washington.....	LB
1982	Art Schlichter.....	QB
1982	Bob Atha.....	K/P
1983	Marcus Marek.....	LB
1983	Vaughn Broadnax.....	FB
1983	Jimmy Gayle.....	RB
1983	Joe Lukens.....	OG
1983	Tim Spencer.....	RB
1988	Tom Tupa.....	QB
1990	Joe Staysniak.....	OT
1991	Dan Beatty.....	G
1991	Vinnie Clark.....	DB
1992	Carlos Snow.....	RB
1993	Brian Stablein.....	WR
1994	Jeff Cothran.....	RB
1995	Randall Brown.....	DT
1995	Scott Terna.....	P
1997	Greg Bellisari.....	LB
1997	Matt Finkes.....	DE
1999	John Lumpkin.....	TE
1999	Joe Montgomery.....	RB
2000	Ben Gilbert.....	OG
2001	Reggie Germany.....	SE
2001	Dan Stultz.....	K
2003	Chris Vance.....	FL
2004	BJ Sander.....	K
2004	Alex Stepanovich.....	OL
2004	Ben Hartsock.....	TE
2007	Roy Hall.....	SE
2007	Joel Penton.....	DT
2007	Jay Richardson.....	DE
2007	Antonio Smith.....	CB
2007	Justin Zwick.....	QB
2008	Larry Grant.....	LB

EAST-WEST SHRINE BOWL

1928	Leo Raskowski.....	T
1930	Sam Selby.....	G
1932	Robert Haubrich.....	T
1934	Joseph Gailus.....	G
1935	Regis J. Monahan.....	G
1936	Richard Heekin.....	H
1936	Gomer Jones.....	C
1937	Charles Hamrick.....	T
1937	Merel Wendt.....	E
1938	Ralph Wolf.....	C
1938	Gust Zarnas.....	G
1940	Steven Andrako.....	C
1942	Jim Daniell.....	T
1943	George Lynn.....	Q
1944	Dean Sensenbaugher.....	F
1945	Bob Brugge.....	H
1945	Richard Flanagan.....	H
1945	William Hackett.....	G
1945	Les Horvath.....	H
1946	Richard Fisher.....	H
1947	Hal Dean.....	G
1947	Cecil Souders.....	E
1949	Dave Templeton.....	G
1950	John Biltz.....	G
1950	Robert McCullough.....	C
1950	William Trautwein.....	T
1951	Sherwin Gandee.....	E
1951	Victor Janowicz.....	B
1952	Fred Bruney.....	B
1952	Tony Curcillo.....	B
1952	George Guthrie.....	T
1954	Tom Hague.....	E
1954	George Jacoby.....	T
1954	Mike Takacs.....	G
1955	Howard Cassady.....	B
1955	Francis Machinsky.....	T
1956	Bill Michael.....	E
1956	Jim Parker.....	G
1956	Jim Roseboro.....	B
1958	Don Clark.....	B
1958	Dan Fronk.....	C


PLAYERS IN ALL-STAR GAMES



WARFIELD



KRENZEL



HARRIS

1958	Frank Kremblas.....	B
1960	Jim Herbstreit.....	B
1960	James Houston.....	E
1960	Tom Matte.....	B
1960	Dick Michael.....	T
1960	Jim Tyrer.....	T
1960	Robert White.....	B
1961	Bob Ferguson.....	B
1961	Mike Ingram.....	G
1961	Tom Perdue.....	E
1962	Bill Armstrong.....	C
1962	Bill Mrukowski.....	B
1963	Thomas Jenkins.....	G
1963	Paul Warfield.....	B
1965	Tom Barrington.....	B
1965	Arnie Chonko.....	B
1965	Jim Davidson.....	T
1965	Ike Kelley.....	C
1965	William Spahr.....	E
1965	Doug VanHorn.....	T
1966	Mike Current.....	T
1967	Dick Himes.....	OG
1969	James Otis.....	FB
1969	Ted Provost.....	DB
1969	Dave Whitfield.....	DE
1971	Harry Howard.....	DB
1971	Rick Simon.....	OT
1983	Glenn Cobb.....	LB
1984	Shaun Gayle.....	DB
1984	Rowland Tatum.....	LB
1985	Jim Lachey.....	OL
1986	Jim Gilmore.....	OL
1986	Byron Lee.....	LB
1987	Sonny Gordon.....	DB
1987	Ed Taggart.....	TE
1988	George Cooper.....	RB
1989	Mike McCray.....	LB
1989	Jeff Uhlenhake.....	C
1990	Jeff Davidson.....	OL
1991	Jeff Graham.....	WR
1992	Scottie Graham.....	FB
1992	Carlos Snow.....	RB

1993	Brian Stablein.....	WR
1993	Steve Tovar.....	ILB
1994	Jeff Cothran.....	FB
1995	Joey Galloway.....	WR
1996	Rickey Dudley.....	TE
1996	Eddie George.....	RB
1997	Matt Finkes.....	DE
1997	Mike Vrabel.....	DE
1998	Eric Gohlstin.....	OT
1999	Pepe Pearson.....	RB
1999	Joe Germaine.....	QB
1999	Joe Montgomery.....	RB
2001	Derek Combs.....	TB
2001	Reggie Germany.....	SE
2001	David Mitchell.....	CB
2003	Mike Doss.....	SS
2003	Andy Groom.....	P
2003	Donnie Nickey.....	FS
2004	Tim Anderson.....	DT
2004	Ben Hartsock.....	TE
2004	Craig Krenzel.....	QB
2004	Darrion Scott.....	DT
2005	Dustin Fox.....	CB
2005	Simon Fraser.....	DT
2006	Josh Huston.....	PK
2006	Nate Salley.....	FS
2006	Anthony Schlegel.....	LB
2006	Rob Sims.....	OG
2007	T.J. Downing.....	OT
2007	Brandon Mitchell.....	FS
2009	Alex Boone.....	OL
2010	Jim Cordle.....	OL
2010	Doug Worthington.....	DL
2011	Bryant Browning.....	OL
2011	Jermale Hines.....	DB
2011	Brian Rolle.....	LB
2013	Travis Howard.....	DB
2013	Nathan Williams.....	DL
2016	Chase Farris.....	OL

SENIOR BOWL

1952	Sonny Gandee.....	E
1953	Marts Beekley.....	B
1953	Fred Bruney.....	B
1954	George Jacoby.....	T
1954	Mike Takacs.....	G
1955	Dean Dugger.....	E
1955	Dave Leggett.....	B
1955	Bob Thornton.....	C
1956	Jerry Harkrader.....	B
1957	Bill Michael.....	T
1959	Dan James.....	C
1959	Dick Schafrath.....	G
1962	Charles Bryant.....	E
1963	David Katterhenrich.....	B
1963	Gary Moeller.....	G
1963	Daryl Sanders.....	G
1964	Tom Jenkins.....	G
1967	Mike Current.....	T
1968	Bill Anders.....	E
1972	Tom Campana.....	DB
1975	Neal Colzie.....	DB
1977	Nick Buonamici.....	DL
1977	Pete Johnson.....	RB
1977	Ed Thompson.....	LB
1978	Eddie Beamon.....	DL
1978	Aaron Brown.....	LB
1988	George Cooper.....	RB
1988	Alex Higdon.....	TE
1989	Jeff Uhlenhake.....	OL
1994	Raymont Harris.....	RB
1994	Jason Winrow.....	OL
1995	Marlon Kerner.....	DB
1995	Chris Sanders.....	WR
1996	Bobby Hoying.....	QB
1997	Ty Howard.....	DB
1997	Rob Kelly.....	DB
1997	Juan Porter.....	OL
1997	Dimitrious Stanley.....	WR

PLAYERS IN ALL-STAR GAMES



SIMON



LeBEAU



COOPER

1999	Joe Germaine.....	QB
1999	Dee Miller.....	WR
1999	Damon Moore.....	DB
2000	Matt Keller.....	RB
2000	Michael Wiley.....	RB
2002	Jonathan Wells.....	TB
2002	LeCharles Bentley.....	OC
2003	Kenny Peterson.....	DL
2003	Matt Wilhelm.....	LB
2004	Will Allen.....	DB
2004	Tim Anderson.....	DL
2004	Adrien Clarke.....	OL
2004	Michael Jenkins.....	WR
2004	Shane Olivea.....	OL
2004	Alex Stepanovich.....	OL
2005	Mike Nugent.....	PK
2006	Bobby Carpenter.....	LB
2006	A.J. Hawk.....	LB
2006	Nick Mangold.....	OC
2007	Doug Datish.....	C
2007	David Patterson.....	DT
2007	Quinn Pitcock.....	DT
2007	Troy Smith.....	QB
2008	Kirk Barton.....	OT
2009	Marcus Freeman.....	LB
2009	Brian Robiskie.....	WR
2010	Kurt Coleman.....	DB
2011	Ross Homan.....	LB
2011	Dane Sanzenbacher.....	WR
2012	Mike Adams.....	OT
2012	Mike Brewster.....	OC
2012	Dan Herron.....	RB
2012	DeVier Posey.....	WR
2013	John Simon.....	DL
2013	Reid Fragel.....	OL
2014	Jack Mewhort.....	OL
2015	Devin Smith.....	WR
2015	Doran Grant.....	DB
2015	Curtis Grant.....	LB
2016	Braxton Miller.....	WR
2016	Joshua Perry.....	LB
2016	Tyvis Powell.....	SAF
2016	Nick Vannett.....	TE
2016	Adolphus Washington.....	DT

KELLY TIRES BLUE GRAY ALL STAR FOOTBALL CLASSIC

1938	Mike Kabaelo.....	QB
1938	Carl Kaplanoff.....	RT
1938	Alex Schoenbaum.....	LT
1939	Vic Marino.....	G
1939	Esco Sarkklnen.....	E
1939	Frank Zadworney.....	HB
1940	Frank Clair.....	E
1941	John Hallabrin.....	FB
1941	Fritz Howard.....	G
1942	Bill Vickery.....	C
1944	Don McCafferty.....	T
1948	Ray DiPierro.....	LG
1950	Tom Watson.....	LB
1951	Dick Logan.....	RT
1952	Dick Anderson.....	RE
1952	Marts Beekley.....	RH
1955	Jerry Harkrader.....	RH
1955	Dave Weaver.....	RG
1956	Franklin Ellwood.....	QB
1956	Don Vivic.....	FB
1958	Dick LeBeau.....	RH
1961	Chuck Bryant.....	TB
1962	Robert Butts.....	FB
1963	Charles Mamula.....	RT
1964	Tom Kiehfuss.....	RE
1964	Ed Orazen.....	RT
1964	Dan Porretta.....	RG
1965	Greg Lashutka.....	RE
1965	Willard Sander.....	FB
1966	John Fill.....	LH
1967	John Kelley.....	LG
1969	Charles Hutchinson.....	ORT
1969	Mike Polaski.....	DRH
1971	Ken Luttner.....	DRE
1987	William White.....	CB
1988	Mike Sullivan.....	NG
1988	Greg Zackeroff.....	OG
1999	James Cotton.....	DE
1999	Kurt Murphy.....	C

ROTARY GRIDIRON CLASSIC

1999	Bret Bartholomew.....	P
2000	James Cotton.....	DE
2001	Rodney Bailey.....	DE
2001	Tam Hopkins.....	OG
2001	Brent Johnson.....	DE
2002	Courtland Bullard.....	LB
2002	Mike Collins.....	DE
2002	Joe Cooper.....	LB
2002	Jamar Martin.....	FB
2004	Bryce Bishop.....	OG
2004	Robert Reynolds.....	LB
2005	Kyle Andrews.....	LS
2005	Maurice Hall.....	TB
2005	Brandon Joe.....	FB
2005	Lydell Ross.....	TB

NFLPA COLLEGIATE BOWL

2013	Orhian Johnson.....	DB
2014	C.J. Barnett.....	DB
2014	Kenny Guiton.....	QB

TEXAS VS. THE NATION ALL-STAR GAME

2009	Nader Abdallah.....	DL
2010	Aaron Pettrey.....	K
2011	Devon Torrence.....	DB

MEDAL OF HONOR BOWL

2014	Drew Basil.....	K
------	-----------------	---

COLLEGE FOOTBALL HALL OF FAME




HARLEY



PACE



WILCE



TRESSEL

PLAYERS

	POSITION	YRS AT OSU	INDUCTED
Chic Harley	Halfback	1916-17, 19	1951
Gaylord Stinchcomb	Halfback	1917-20	1973
Wes Fesler	End	1928-30	1954
Gomer Jones	Center	1934-35	1978
Gust Zarnas	Guard	1935-37	1975
Bill Willis	Tackle	1942-44	1971
Les Horvath	Quarterback	1940-42, 44	1969
Warren Amling	Guard/Tackle	1944-46	1984
Jim Daniel	Tackle	1939-41	1977
Vic Janowicz	Halfback	1949-51	1976
Howard Cassidy	Halfback	1952-55	1979
Jim Parker	Guard	1954-56	1974
Aurelius Thomas	Guard	1955-57	1989
Archie Griffin	Tailback	1972-75	1986
Jim Stillwagon	Middle Guard	1968-70	1991
Bob Ferguson	Fullback	1959-61	1996
Randy Gradishar	Linebacker	1971-73	1998
John Hicks	Tackle	1970, '72-'73	2001
Jack Tatum	Defensive Back	1968-70	2004
Jim Houston	End	1957-58	2005
Rex Kern	Quarterback	1968-70	2007
Chris Spielman	Linebacker	1984-87	2009
Eddie George	Running Back	1992-95	2012
Orlando Pace	Left Tackle	1994-96	2014
Tom Cousineau	Linebacker	1975-78	2016

COACHES

	POSITION	YRS AT OSU	INDUCTED
Howard Jones	Head Coach	1910	1951
John Wilce	Head Coach	1913-28	1954
Francis Schmidt	Head Coach	1934-40	1971
Ernie Godfrey	Assistant Coach	1929-61	1972
Woody Hayes	Head Coach	1951-78	1983
Sid Gillman	Assistant Coach	1941	1989
Doyt Perry	Assistant Coach	1951-54	1988
Bo Schembechler	Assistant Coach	1958-62	1993
Earle Bruce	Head Coach	1979-1987	2002
Lou Holtz	Assistant Coach	1968	2008
John Cooper	Head Coach	1988-2000	2008
Jim Tressel	Head Coach	2001-2010	2015

ROSE BOWL HALL OF FAME

	ROSE BOWL YEAR(S).....	INDUCTED
Fred "Curly" Morrison	1950	1993
Woody Hayes	1955, '58, '69, '71, '73, '74, '75, '76	1989
Archie Griffin	1973, '74, '75, '76	1990
Rex Kern	1969, '71	1991
Pete Johnson	1974, 75, 76	2007
John Hicks	1971, 73, 74	2009
John Cooper	1987, 1997	2012

GTE/COSIDA ACADEMIC HALL OF FAME

	YRS AT OSU.....	INDUCTED
Randy Gradishar	1971-73	1992

PRO FOOTBALL HALL OF FAME

	POSITION	PROFESSIONAL TEAMS.....	YEAR(S) AT OSU
Paul Brown	Coach	Cleveland Browns, Cincinnati Bengals.....	1941-43
Cris Carter	Receiver	Philadelphia Eagles, Minnesota Vikings, Miami Dolphins.....	1984-86
Sid Gilman	Coach	Los Angeles Rams, San Diego Chargers, Houston Oilers.....	1938-40
Lou Groza	Off. Tackle, Kicker	Cleveland Browns.....	1943
Dante Lavelli	End	Cleveland Browns.....	1942
Dick LeBeau	Cornerback	Detroit Lions.....	1956-58
Orlando Pace	Offensive Tackle	St. Louis Rams, Chicago Bears.....	1994-96
Jim Parker	Guard-Tackle	Baltimore Colts.....	1954-56
Ed Sabol	Filmmaker	Founder of NFL Films.....	1935-37
Paul Warfield	Receiver	Miami Dolphins, Cleveland Browns.....	1961-63
Bill Willis	Middle Guard	Cleveland Browns.....	1942-44



WARFIELD



BROWN



PACE



LeBEAU



CARTER

ORLANDO PACE

After being chosen as the first pick of the 1997 NFL Draft by the St. Louis Rams, Pace starred at left tackle, being named All-Pro five times while being voted into seven Pro Bowl games. He started 154 consecutive games in a career that included 12 years with St. Louis and one season with the Chicago Bears. Pace played in two Super Bowls: he was a member of the Rams' 1999 Super Bowl-winning team that defeated the Tennessee Titans, and he played in Super Bowl XXXVI against the New England Patriots.

CRIS CARTER

Wide receiver Cris Carter, who starred for Ohio State from 1984-86 and then played 16 years in the NFL, was inducted into the Hall of Fame in August 2013. Carter played with the Philadelphia Eagles, Minnesota Vikings and Miami Dolphins, and he recorded 1,101 catches for 13,899 yards and 130 touchdowns during his NFL career. His receptions and touchdown totals each ranked second in NFL history when he retired from the game.

ALL-TIME NFL DRAFT CHOICES

YEAR	RD (#)	NAME	TEAM
1936	2nd	Gomer Jones (C)	Chicago Cardinals
1936	8th	Dick Heekin (B)	New York Giants
1937	2nd	Charley Hamrick (T)	Detroit Lions
1937	6th	Merle Wendt (E)	Green Bay Packers
1937	5th	Inwood Smith (G)	Cleveland Rams
1938	1st (2)	James McDonald (HB)	Philadelphia Eagles
1938	5th	Gust Zarnas (G)	Chicago Bears
1938	8th	Dick Nardi (DB)	Detroit Lions
1938	9th	Chuck Ream (T)	Cleveland Rams
1938	10th	Ralph Wolf (C)	Detroit Lions
1939	7th	Alex Schoenbaum (T)	Brooklyn Dodgers
1939	12th	Carl Kaplanoff (T)	Brooklyn Dodgers
1939	14th	Joe Aleskus (T)	Philadelphia Eagles
1940	5th	Esco Sarkkinen (E)	Green Bay Packers
1940	8th	Frank Zadworney (HB)	Brooklyn Dodgers
1940	17th	Steve Andrako (C)	Washington Redskins
1941	1st (9)	Don Scott (B)	Chicago Bears
1941	10th	Jim Langhurst (B)	Brooklyn Dodgers
1941	15th	Claude White (C)	Chicago Cardinals
1941	20th	Jim Strasbaugh (B)	Green Bay Packers
1942	12th	Jim Daniell (T)	Chicago Bears
1942	16th	Tom Kinkade (B)	Green Bay Packers
1942	17th	Dick Fisher (B)	Detroit Lions
1942	18th	Jack Graf (B)	Cleveland Rams
1943	6th	Les Horvath (HB)	Cleveland Rams
1943	12th	Bill Vickroy (C)	Cleveland Rams
1943	13th	Don McCafferty (T)	New York Giants
1944	9th	Paul Sarringhaus (HB)	Philadelphia Eagles
1944	10th	Bob Shaw (E)	Cleveland Rams
1944	11th	Lin Houston (G)	Chicago Bears
1944	16th	Charley Csuri (T)	Chicago Cardinals
1945	2nd	Jack Dugger (E)	Pittsburgh Steelers
1945	3rd	Gordon Appleby (C)	New York Giants
1945	6th	Gene Fekete (B)	Detroit Lions
1945	13th	Bill Hackett (B)	Green Bay Packers
1945	17th	Bob Jabbusch (G)	New York Giants
1945	25th	Cy Souders (E)	Washington Redskins
1945	31st	John Priday (B)	Green Bay Packers
1946	3rd	Russ Thomas (T)	Detroit Lions
1946	8th	Joe Whisler (B)	Los Angeles Rams
1946	10th	Thornton Dixon (T)	Detroit Lions
1946	11th	Tom Phillips (B)	Los Angeles Rams
1946	11th	Warren Amling (G)	New York Giants
1946	30th	George Slusser (B)	Philadelphia Eagles
1947	2nd	Russ Thomas (T)	Detroit Lions
1947	12th	Tony Adamle (C)	Chicago Bears
1947	12th	Dante Lavelli (E)	Los Angeles Rams
1947	17th	Tommy James (DB)	Detroit Lions
1947	30th	Hal Dean (G)	Los Angeles Rams
1948	6th	Howard Duncan (C)	Philadelphia Eagles
1948	6th	Bob Brugge (B)	Chicago Bears
1948	10th	Dick Flanagan (E)	Chicago Bears
1948	14th	Ollie Cline (B)	Chicago Bears
1948	16th	Dave Templeton (G)	Detroit Lions
1949	6th	Jerry Krall (B)	Chicago Bears
1949	21st	Jack Lininger (LB)	Detroit Lions
1950	1st (10)	Fred "Curly" Morrison (B)	Chicago Bears
1950	2nd	Jack Jennings (OT)	Chicago Cardinals

YEAR	RD (#)	NAME	TEAM
1950	8th	Dick O'Hanlon (T)	Philadelphia Eagles
1950	11th	Jack Wilson (T)	Detroit Lions
1950	14th	Bill Trautwein (T)	Los Angeles Rams
1950	22nd	Jim Hague (E)	Philadelphia Eagles
1950	23rd	George Matthey (G)	Green Bay Packers
1951	7th	Bob Monsen (T)	Detroit Lions
1951	26th	Bill Miller (T)	Green Bay Packers
1952	7th	Vic Janowicz (B)	Washington Redskins
1952	9th	Sherwin Gandee (E)	Detroit Lions
1952	11th	Dick Logan (G)	Cleveland Browns
1952	14th	Steve Ruzich (G)	Cleveland Browns
1952	15th	Julius Wittman (T)	Washington Redskins
1952	27th	Dick "Skippy" Doyle (B)	Pittsburgh Steelers
1952	29th	Walt Klevay (B)	Cleveland Browns
1953	3rd	Jim Hietikko (T)	Cleveland Browns
1953	3rd	Fred Bruney (DB)	Cleveland Browns
1953	6th	Tony Curcillo (DB)	Chicago Cardinals
1953	11th	Jim Ruehl (C)	New York Giants
1953	11th	Dick Hilinski (T)	Cleveland Browns
1953	16th	John Hlay (FB)	Green Bay Packers
1954	6th	George Jacoby (T)	New York Giants
1954	13th	Mike Takacs (G)	Green Bay Packers
1954	22nd	Robert Meyer (T)	Baltimore Colts
1954	25th	George Rosso (G)	Washington Redskins
1955	2nd	Bobby Watkins (HB)	Chicago Bears
1955	4th	Dean Dugger (E)	Philadelphia Eagles
1955	7th	Dave Leggett (QB)	Chicago Cardinals
1955	13th	Jerry Krisher (K)	Philadelphia Eagles
1955	13th	Johnny Borton (QB)	Cleveland Browns
1955	15th	Dick Brubaker (E)	Chicago Cardinals
1955	28th	Robert Myers (T)	Baltimore Colts
1955	28th	Dave Williams (G)	Pittsburgh Steelers
1956	1st (3)	Howard Cassady (B)	Detroit Lions
1956	4th	Fran Machinsky (T)	Washington Redskins
1956	9th	Ken Vargo (C)	Chicago Bears
1956	22nd	Jerry Harkrader (B)	New York Giants
1957	1st (8)	Jim Parker (T)	Baltimore Colts
1957	2nd	Bill Michael (T)	Pittsburgh Steelers
1957	11th	Jim Roseboro (HB)	Green Bay Packers
1957	11th	Bill Cummings (T)	Cleveland Browns
1957	13th	Herbert Bobo (LB)	Philadelphia Eagles
1957	16th	Joe Cannavino (HB)	Baltimore Colts
1957	18th	Richard Guy (G)	San Francisco 49ers
1957	22nd	Aurelius Thomas (G)	Pittsburgh Steelers
1957	27th	Andy Okulovich (QB)	Cleveland Browns
1957	27th	Don Vico (FB)	San Francisco 49ers
1957	30th	Lee Williams (B)	Los Angeles Rams
1958	7th	Bill Jobko (G)	Los Angeles Rams
1958	8th	Don Sutherin (B)	New York Giants
1958	11th	Russ Bowermaster (E)	Cleveland Browns
1959	1st (7)	Don Clark (B)	Chicago Bears
1959	1st (8)	Dan James (C)	San Francisco 49ers
1959	2nd	Dick Schafrath (OT)	Cleveland Browns
1959	5th	Dick LeBeau (DB)	Cleveland Browns
1959	20th	Jerry Lee Murphy (T)	Chicago Cardinals
1959	23rd	Frank Kremblas (QB)	New York Giants
1959	25th	Ernie Spsycholski (T)	Cleveland Browns
1959	26th	John Scott (T)	Pittsburgh Steelers

ALL-TIME NFL DRAFT CHOICES

YEAR	RD (#)	NAME	TEAM	YEAR	RD (#)	NAME	TEAM
1960	1st (8)	James Houston (E)	Cleveland Browns	1973	8th	Rich Seifert (S)	New York Jets
1960	4th	Jim Marshall (DT)	Cleveland Browns	1973	8th	George Hasenhohrl (DT)	New York Giants
1960	8th	Bob White (FB)	Cleveland Browns	1973	8th	John Bledsoe (RB)	Detroit Lions
1961	1st (7)	Tom Matte (HB)	Baltimore Colts	1973	9th	Rich Galbos (RB)	Washington Redskins
1961	13th	Jerry Fields (HB)	New York Giants	1973	17th	Earl Belgrave (T)	Detroit Lions
1961	14th	Jim Tyrer (T)	Kansas City Chiefs	1974	1st (3)	John Hicks (G)	New York Giants
1961	15th	Ernie Wright (T)	Los Angeles Rams	1974	1st (13)	Rick Middleton (LB)	New Orleans Saints
1961	18th	George Tolford (T)	Washington Redskins	1974	1st (14)	Randy Gradishar (LB)	Denver Broncos
1961	20th	Mike Ingram (G)	Washington Redskins	1974	4th	Morris Bradshaw (WR)	Oakland Raiders
1962	1st (5)	Bob Ferguson (FB)	Pittsburgh Steelers	1974	8th	Greg Hare (QB)	Buffalo Bills
1962	3th	Charles Bryant (E)	San Diego Chargers	1974	9th	Dan Scott (G)	Cleveland Browns
1962	6th	Sam Tidmore (E)	Cleveland Browns	1974	10th	Jim Kregel (G)	Pittsburgh Steelers
1962	7th	John Havlicek (Small Forward)	Cleveland Browns	1974	12th	Vic Koegel (LB)	Atlanta Falcons
1962	20th	Jack Roberts (T)	Chicago Bears	1975	1st (12)	Kurt Schumacher (G)	New Orleans Saints
1963	1st (5)	Bob Vogel (T)	Baltimore Colts	1975	1st (20)	Doug France (T)	Los Angeles Rams
1963	1st (12)	Daryl Sanders (T)	Detroit Lions	1975	1st (24)	Neal Colzie (DB)	Oakland Raiders
1963	5th	Gary Moeller (LB)	San Francisco 49ers	1975	3rd	Pete Cusick (DT)	New England Patriots
1963	7th	Dave Francis (B)	Washington Redskins	1975	4th	Steve Luke (S)	Green Bay Packers
1963	10th	Rod Foster (G)	Washington Redskins	1975	4th	Harold Henson (RB)	Minnesota Vikings
1963	13th	Dave Katterhenrich (B)	Cleveland Browns	1975	4th	Bruce Elia (LB)	Miami Dolphins
1964	1st (11)	Paul Warfield (WR)	Cleveland Browns	1975	5th	Jim Cope (LB)	Cleveland Browns
1964	4th	Matt Snell (FB)	New York Giants	1975	11th	Dave Hazel (WR)	Baltimore Colts
1964	10th	Dick Van Raaphorst (K)	Cleveland Browns	1975	11th	Steve Myers (G)	Detroit Lions
1964	14th	Tom Jenkins (G)	Pittsburgh Steelers	1975	12th	Doug Plank (DB)	Chicago Bears
1965	3rd	Bo Scott (RB)	Cleveland Browns	1975	14th	Larry O'Rourke (DT)	Philadelphia Eagles
1965	19th	Ed Orazen (G)	Cleveland Browns	1975	17th	Mike Bartoszek (TE)	New York Jets
1966	3rd	Tom Barrington (FB)	Washington Redskins	1976	1st (21)	Tim Fox (DB)	New England Patriots
1966	4th	Doug Van Horn (G)	Detroit Lions	1976	1st (24)	Archie Griffin (RB)	Cincinnati Bengals
1966	17th	Ike Kelley (LB)	Philadelphia Eagles	1976	3rd	Brian Baschnagel (WR)	Chicago Bears
1967	3rd	Mike Current (T)	Denver Broncos	1976	4th	Leonard Willis (WR)	Minnesota Vikings
1967	7th	Bo Rein (FL)	Baltimore Colts	1976	7th	Ken Kuhn (LB)	Cincinnati Bengals
1967	12th	Ron Sepic (E)	Washington Redskins	1976	8th	Craig Cassady (S)	New Orleans Saints
1968	3rd	Dick Himes (T)	Green Bay Packers	1976	10th	Tom Klaban (K)	Cincinnati Bengals
1969	1st (14)	Rufus Mayes (T)	Chicago Bears	1976	11th	Cornelius Green (QB)	Dallas Cowboys
1969	1st (26)	Dave Foley (T)	New York Jets	1976	13th	Larry Kain (LB)	Pittsburgh Steelers
1969	10th	Steve Howell (TE)	Cincinnati Bengals	1976	16th	Pat Curto (LB)	Atlanta Falcons
1970	2nd	Chuck Hutchison (G)	St. Louis Cardinals	1976	17th	Scott Dannelley (T/G)	Cincinnati Bengals
1970	7th	Ted Provost (DB)	Los Angeles Rams	1977	1st	Bob Brudzinski (LB)	Los Angeles Rams
1970	9th	Jim Otis (RB)	New Orleans Saints	1977	2nd	Pete Johnson (FB)	Cincinnati Bengals
1971	1st (9)	John Brockington (RB)	Green Bay Packers	1977	8th	Ed Thompson (LB)	New York Jets
1971	1st (19)	Jack Tatum (DB)	Oakland Raiders	1977	9th	Nick Buonamici (DT)	Chicago Bears
1971	1st (23)	Tim Anderson (CB)	San Francisco 49ers	1978	1st	Chris Ward (T)	New York Jets
1971	1st (24)	Leo Hayden (RB)	Minnesota Vikings	1978	2nd	Ray Griffin (CB)	Cincinnati Bengals
1971	2nd	Jan White (TE)	Buffalo Bills	1978	7th	Herman Jones (WR)	Chicago Bears
1971	5th	Jim Stillwagon (LB)	Green Bay Packers	1978	7th	Jeff Logan (RB)	Baltimore Colts
1971	7th	Doug Adams (CB)	Denver Broncos	1978	8th	David Adkins (LB)	Atlanta Falcons
1971	8th	Mike Sensibaugh (S)	Kansas City Chiefs	1978	10th	Aaron Brown (LB)	Tampa Bay Buccaneers
1971	8th	Larry Zelina (B)	Cleveland Browns	1979	1st	Tom Cousineau (LB)	Buffalo Bills
1971	10th	Bruce Jankowski (WR)	Kansas City Chiefs	1979	5th	Ron Springs (RB)	Dallas Cowboys
1971	10th	Rex Kern (QB)	Baltimore Colts	1979	6th	Jim Moore (OT)	Baltimore Colts
1971	15th	Ron Maciejowski (QB)	Chicago Bears	1979	9th	Joe Robinson (T)	Kansas City Chiefs
1971	16th	Mark Debevc (LB)	Cincinnati Bengals	1980	4th	Jim Laughlin (LB)	Atlanta Falcons
1972	5th	Tom DeLeone (C)	Cincinnati Bengals	1980	6th	Mike Guess (DB)	Chicago Bears
1972	9th	Harry Howard (DB)	Los Angeles Rams	1980	10th	Ken Fritz (G)	Pittsburgh Steelers
1972	12th	Jimmy Harris (WR)	Dallas Cowboys	1981	2nd	Doug Donley (WR)	Dallas Cowboys
1972	13th	Tom Campana (B)	St. Louis Cardinals	1981	4th	Todd Bell (DB)	Chicago Bears
1972	16th	Richard Wakefield (E)	Cleveland Browns	1981	4th	Calvin Murray (RB)	Philadelphia Eagles
1972	17th	Stan White (LB)	Baltimore Colts	1981	4th	Al Washington (LB)	New York Jets

ALL-TIME NFL DRAFT CHOICES

YEAR	RD (#)	NAME	TEAM
1981	5th	Keith Ferguson (LB)	San Diego Chargers
1981	6th	Vince Skillings (DB)	Dallas Cowboys
1981	10th	Robert Murphy (DS)	Atlanta Falcons
1981	12th	Ray Ellis (SS)	Philadelphia Eagles
1982	1st	Art Schlichter (QB)	Baltimore Colts
1982	4th	Anthony Griggs (LB)	Philadelphia Eagles
1982	12th	Bob Atha (K)	St. Louis Cardinals
1983	5th	Jerome Foster (DE)	Houston Oilers
1983	11th	Joe Lukens (G)	Miami Dolphins
1983	11th	Tim Spencer (RB)	San Diego Chargers
1983	11th	Gary Williams (WR)	Cincinnati Bengals
1984	1st	William Roberts (T)	New York Giants
1984	2nd	John Frank (TE)	San Francisco 49ers
1984	6th	Rowland Tatum (LB)	Miami Dolphins
1984	10th	Joe Dooley (C)	Los Angeles Rams
1984	10th	Shaun Gayle (DB)	Chicago Bears
1984	12th	Thad Jemison (WR)	Tampa Bay Buccaneers
1985	1st	Jim Lachey (T)	San Diego Chargers
1985	3rd	Kirk Lowdermilk (C)	Minnesota Vikings
1986	1st	Keith Byars (RB)	Philadelphia Eagles
1986	2nd	Thomas Johnson (LB)	New York Giants
1986	7th	Larry Kolic (LB)	Miami Dolphins
1986	7th	Byron Lee (LB)	Philadelphia Eagles
1987	6th	Sonny Gordon (FS)	Cincinnati Bengals
1987	7th	Jamie Holland (WR)	San Diego Chargers
1987	9th	Scott Leach (LB)	New Orleans Saints
1987	12th	Jim Karsatos (QB)	Miami Dolphins
1987	4th #	Cris Carter (WR)	Philadelphia Eagles
1988	1st (16)	Eric Kumerow (DE)	Miami Dolphins
1988	2nd	Chris Spielman (LB)	Detroit Lions
1988	3rd	Alex Higdon (TE)	Atlanta Falcons
1988	3rd	Tom Tupa (P)	Phoenix Cardinals
1988	4th	William White (CB)	Detroit Lions
1988	6th	George Cooper (FB)	Miami Dolphins
1988	7th	Ray Jackson (CB)	Seattle Seahawks
1988	10th	Henry Brown (T)	Washington Redskins
1989	5th	Jeff Uhlenhake (C)	Miami Dolphins
1989	5th	Vince Workman (RB)	Green Bay Packers
1989	9th	Derek MacCready (DE)	Detroit Lions
1989	12th	Everett Ross (WR)	Minnesota Vikings
1990	5th	Jeff Davidson (G)	Denver Broncos
1990	7th	Joe Staysniak (T)	San Diego Chargers
1990	9th	Tim Moxley (G)	Washington Redskins
1991	1st (19)	Vinnie Clark (CB)	Green Bay Packers
1991	2nd	Jeff Graham (WR)	Pittsburgh Steelers
1991	11th	Bobby Olive (WR)	Kansas City Chiefs
1992	1st (22)	Alonzo Spellman (DT)	Chicago Bears
1992	7th	Scottie Graham (FB)	Pittsburgh Steelers
1992	8th	Kent Graham (QB)	New York Giants
1993	1st (21)	Robert Smith (RB)	Minnesota Vikings
1993	2nd	Roger Harper (S)	Atlanta Falcons
1993	3rd	Steve Tovar (LB)	Cincinnati Bengals
1993	8th	Brian Stablein (WR)	Denver Broncos
1994	1st (1)	Dan Wilkinson (DL)	Cincinnati Bengals
1994	3rd	Jeff Cothran (RB)	Cincinnati Bengals
1994	4th	Raymont Harris (RB)	Chicago Bears
1994	6th	Jason Winrow (G)	New York Giants
1994	7th	Butler By'not'e (RB)	Denver Broncos

YEAR	RD (#)	NAME	TEAM
1995	1st (8)	Joey Galloway (WR)	Seattle Seahawks
1995	1st (24)	Korey Stringer (T)	Minnesota Vikings
1995	1st (30)	Craig Powell (LB)	Cleveland Browns
1995	3rd	Chris Sanders (WR)	Houston Oilers
1995	3rd	Marlon Kerner (CB)	Buffalo Bills
1995	3rd	Lorenzo Styles (LB)	Atlanta Falcons
1995	3rd	Preston Harrison (LB)	San Diego Chargers
1995	5th	Tito Paul (CB)	Arizona Cardinals
1996	1st (7)	Terry Glenn (WR)	New England Patriots
1996	1st (9)	Rickey Dudley (TE)	Oakland Raiders
1996	1st (14)	Eddie George (RB)	Houston Oilers
1996	3rd	Bobby Hoying (QB)	Philadelphia Eagles
1997	1st (1)	Orlando Pace (T)	St. Louis Rams
1997	1st (3)	Shawn Springs (CB)	Seattle Seahawks
1997	2nd	Rob Kelly (S)	New Orleans Saints
1997	3rd	Ty Howard (CB)	Arizona Cardinals
1997	3rd	Mike Vrabel (DE)	Pittsburgh Steelers
1997	4th	Nicky Sualua (FB)	Dallas Cowboys
1997	6th	Matt Finkes (DL)	Carolina Panthers
1999	1st (8)	David Boston (SE)	Arizona Cardinals
1999	1st (23)	Antoine Winfield (CB)	Buffalo Bills
1999	1st (28)	Andy Katzenmoyer (LB)	New England Patriots
1999	2nd	Joe Montgomery (TB)	New York Giants
1999	4th	Joe Germaine (QB)	St. Louis Rams
1999	4th	Damon Moore (SS)	Philadelphia Eagles
1999	6th	Brent Bartholomew (P)	Miami Dolphins
1999	6th	Dee Miller (FL)	Green Bay Packers
2000	1st (24)	Ahmed Plummer (CB)	San Francisco 49ers
2000	4th	Na'il Diggs (LB)	Green Bay Packers
2000	4th	Gary Berry (FS)	Green Bay Packers
2000	5th	Michael Wiley (RB)	Dallas Cowboys
2000	7th	James Cotton (LB)	Chicago Bears
2000	7th	Kevin Houser (LS)	New Orleans Saints
2001	1st (21)	Nate Clements (CB)	Buffalo Bills
2001	1st (29)	Ryan Pickett (DT)	St. Louis Rams
2001	6th	Rodney Bailey (DE)	Pittsburgh Steelers
2001	7th	Reggie Germany (WR)	Buffalo Bills
2001	7th	Derek Combs (RB)	Oakland Raiders
2001	7th	Ken-Yon Rambo (WR)	Oakland Raiders
2002	2nd	LeCharles Bentley (C)	New Orleans Saints
2002	3rd	Derek Ross (CB)	Dallas Cowboys
2002	4th	Jonathan Wells (RB)	Houston Texans
2002	4th	Darnell Sanders (TE)	Cleveland Browns
2002	4th	Jamar Martin (FB)	Dallas Cowboys
2002	5th	Courtland Bullard (OLB)	St. Louis Rams
2002	6th	Tyson Walter (OT)	Dallas Cowboys
2002	6th	Steve Bellisari (QB)	St. Louis Rams
2003	2nd	Mike Doss (SS)	Indianapolis Colts
2003	3rd	Kenny Peterson (DE)	Green Bay Packers
2003	3rd	Cie Grant (OLB)	New Orleans Saints
2003	4th	Matt Wilhelm (MLB)	San Diego Chargers
2003	5th	Donnie Nicky (FS)	Tennessee Titans
2004	1st (18)	Will Smith (DE)	New Orleans Saints
2004	1st (28)	Chris Gamble (CB)	Carolina Panthers
2004	1st (29)	Michael Jenkins (WR)	Atlanta Falcons
2004	3rd	Ben Hartssock (TE)	Indianapolis Colts
2004	3rd	Tim Anderson (DT)	Buffalo Bills
2004	3rd	B.J. Sander (P)	Green Bay Packers

ALL-TIME NFL DRAFT CHOICES



SHAZIER



LEE

YEAR	RD (#)	NAME	TEAM
2004	3rd	Darrion Scott (DE)	Minnesota Vikings
2004	4th	Alex Stepanovich (C)	Arizona Cardinals
2004	4th	Will Allen (FS)	Tampa Bay Buccaneers
2004	5th	Drew Carter (WR)	Carolina Panthers
2004	5th	Craig Krenzel (QB)	Chicago Bears
2004	5th	Robert Reynolds (LB)	Tennessee Titans
2004	7th	Shane Olivea (OT)	San Diego Chargers
2004	7th	Adrien Clarke (OG)	Philadelphia Eagles
2005	2nd	Mike Nugent (K)	New York Jets
2005	3rd	Dustin Fox (CB)	Minnesota Vikings
2005	3rd	Maurice Clarett (RB)	Denver Broncos
2006	1st (5)	A.J. Hawk (LB)	Green Bay Packers
2006	1st (8)	Donte Whitner (S)	Buffalo Bills
2006	1st (18)	Bobby Carpenter (LB)	Dallas Cowboys
2006	1st (25)	Santonio Holmes (WR)	Pittsburgh Steelers
2006	1st (29)	Nick Mangold (C)	New York Jets
2006	3rd	Ashton Youboty (CB)	Buffalo Bills
2006	3rd	Anthony Schlegel (LB)	New York Jets
2006	4th	Nate Salley (S)	Carolina Panthers
2006	4th	Rob Sims (G)	Seattle Seahawks
2007	1st (9)	Ted Ginn Jr. (WR)	Miami Dolphins
2007	1st (32)	Anthony Gonzalez (WR)	Indianapolis Colts
2007	3rd	Quinn Pitcock (DT)	Indianapolis Colts
2007	4th	Antonio Pittman (RB)	New Orleans Saints
2007	5th	Jay Richardson (DE)	Oakland Raiders
2007	5th	Roy Hall (WR)	Indianapolis Colts
2007	5th	Troy Smith (QB)	Baltimore Ravens
2007	6th	Doug Datish (C)	Atlanta Falcons
2008	1st (6)	Vernon Gholston (DE)	New York Jets
2008	7th	Larry Grant (LB)	San Francisco 49ers
2008	7th	Kirk Barton (OT)	Chicago Bears
2009	1st (14)	Malcolm Jenkins (CB)	New Orleans Saints
2009	1st (31)	Chris Wells (RB)	Arizona Cardinals
2009	2nd	James Laurinaitis (LB)	St. Louis Rams
2009	2nd	Brian Robiskie (WR)	Cleveland Browns
2009	4th	Donald Washington (CB)	Kansas City Chiefs
2009	4th	Brian Hartline (WR)	Miami Dolphins
2009	5th	Marcus Freeman (LB)	Chicago Bears
2010	4th	Thaddeus Gibson (DE)	Pittsburgh Steelers
2010	7th	Doug Worthington (DL)	Pittsburgh Steelers
2010	7th	Kurt Coleman (DB)	Philadelphia Eagles
2010	7th	Austin Spitzer (LB)	Miami Dolphins
2011	1st (31)	Cameron Heyward (DE)	Pittsburgh Steelers

YEAR	RD (#)	NAME	TEAM
2011	4th	Chimdi Chekwa (DB)	Oakland Raiders
2011	5th	Jermale Hines (DB)	St. Louis Rams
2011	6th	Brian Rolle (LB)	Philadelphia Eagles
2011	6th	Ross Homan (LB)	Minnesota Vikings
2012	2nd	Mike Adams (OL)	Pittsburgh Steelers
2012	3rd	DeVier Posey (WR)	Houston Texans
2012	6th	Dan Herron (RB)	Cincinnati Bengals
2012	6th	Nate Ebner (DB)	New England Patriots
2013	2nd	Johnathan Hankins (DL)	N.Y. Giants
2013	4th	John Simon (DL)	Baltimore Ravens
2013	7th	Reid Fragel (OT)	Cincinnati Bengals
2014	1st (15)	Ryan Shazier (LB)	Pittsburgh Steelers
2014	1st (31)	Bradley Roby (CB)	Denver Broncos
2014	2nd	Carlos Hyde (RB)	San Francisco 49ers
2014	2nd	Jack Mewhort (OL)	Indianapolis Colts
2014	5th	Corey Linsley (OL)	Green Bay Packers
2014	7th	Christian Bryant (DB)	St. Louis Rams
2015	2nd	Devin Smith (WR)	New York Jets
2015	3rd	Jeff Heurman (TE)	Denver Broncos
2015	4th	Doran Grant (CB)	Pittsburgh Steelers
2015	6th	Michael Bennett (DT)	Jacksonville Jaguars
2015	6th	Evan Spencer (WR)	Washington Redskins
2016	1st (3)	Joey Bosa (DE)	San Diego Chargers
2016	1st (4)	Ezekiel Elliott (RB)	Dallas Cowboys
2016	1st (10)	Eli Apple (CB)	New York Giants
2016	1st (16)	Taylor Decker (OT)	Detroit Lions
2016	1st (20)	Darron Lee (LB)	New York Jets
2016	2nd	Michael Thomas (WR)	New Orleans Saints
2016	2nd	Vonn Bell (SAF)	New Orleans Saints
2016	3rd	Adolphus Washington (DT)	Buffalo Bills
2016	3rd	Braxton Miller (WR)	Houston Texans
2016	3rd	Nick Vannett (TE)	Seattle Seahawks
2016	4th	Joshua Perry (LB)	San Diego Chargers
2016	4th	Cardale Jones (QB)	Buffalo Bills
2017	1st (11)	Marshon Lattimore (CB)	New Orleans Saints
2017	1st (15)	Malik Hooker (SAF)	Indianapolis Colts
2017	1st (24)	Gareon Conley (CB)	Oakland Raiders
2017	2nd	Curtis Samuel (WR)	Carolina Panthers
2017	2nd	Raekwon McMillan (LB)	Miami Dolphins
2017	3rd	Pat Elflein (OC)	Minnesota Vikings
2017	7th	Noah Brown (WR)	Dallas Cowboys

Supplemental Draft Selection

FIRST ROUND NFL DRAFT CHOICES



BOSA



ELLIOTT



APPLE



DECKER

YEAR	NAME	TEAM
1938	James McDonald (HB)	Philadelphia Eagles
1941	Don Scott (B)	Chicago Bears
1950	Fred Morrison (B)	Chicago Bears
1956	Howard Cassady (B)	Detroit Lions
1957	Jim Parker (T)	Baltimore Colts
1959	Don Clark (B)	Chicago Bears
1959	Dan James (C)	San Francisco 49ers
1960	James Houston (E)	Cleveland Browns
1961	Tom Matte (HB)	Baltimore Colts
1962	Bob Ferguson (FB)	Pittsburgh Steelers
1963	Daryl Sanders (T)	Detroit Lions
1963	Bob Vogel (T)	Baltimore Colts
1964	Paul Warfield (E)	Cleveland Browns
1969	Dave Foley (T)	New York Jets
1969	Rufus Mayes (T)	Chicago Bears
1971	Tim Anderson (CB)	San Francisco 49ers
1971	John Brockington (RB)	Green Bay Packers
1971	Leo Hayden (RB)	Minnesota Vikings
1971	Jack Tatum (DB)	Oakland Raiders
1974	Rick Middleton (LB)	New Orleans Saints
1974	Randy Gradishar (LB)	Denver Broncos
1974	John Hicks (G)	New York Giants
1975	Neal Colzie (DB)	Oakland Raiders
1975	Doug France (T)	Los Angeles Rams
1975	Kurt Schumacher (G)	New Orleans Saints
1976	Tim Fox (DB)	New England Patriots
1976	Archie Griffin (RB)	Cincinnati Bengals
1977	Bob Brudzinski (LB)	Los Angeles Rams
1978	Chris Ward (T)	New York Jets
1979	*Tom Cousineau (LB)	Buffalo Bills
1982	Art Schlichter (QB)	Baltimore Colts
1984	William Roberts (T)	New York Giants
1985	Jim Lachey (T)	San Diego Chargers
1986	Keith Byars (RB)	Philadelphia Eagles
1988	Eric Kumerow (DE)	Miami Dolphins
1991	Vinnie Clark (CB)	Green Bay Packers
1992	Alonzo Spellman (DT)	Chicago Bears
1993	Robert Smith (RB)	Minnesota Vikings

YEAR	NAME	TEAM
1994	*Dan Wilkinson (DL)	Cincinnati Bengals
1995	Joey Galloway (WR)	Seattle Seahawks
1995	Korey Stringer (T)	Minnesota Vikings
1995	Craig Powell (LB)	Cleveland Browns
1996	Rickey Dudley (TE)	Oakland Raiders
1996	Eddie George (RB)	Houston Oilers
1996	Terry Glenn (WR)	New England Patriots
1997	*Orlando Pace (OT)	St. Louis Rams
1997	Shawn Springs (CB)	Seattle Seahawks
1999	David Boston (SE)	Arizona Cardinals
1999	Antoine Winfield (CB)	Buffalo Bills
1999	Andy Katzenmoyer (LB)	New England Patriots
2000	Ahmed Plummer (CB)	San Francisco 49ers
2001	Nate Clements (CB)	Buffalo Bills
2001	Ryan Pickett (DT)	St. Louis Rams
2004	Will Smith (DT)	New Orleans Saints
2004	Chris Gamble (DB)	Carolina Panthers
2004	Michael Jenkins (WR)	Atlanta Falcons
2006	A.J. Hawk (LB)	Green Bay Packers
2006	Donte Whitner (S)	Buffalo Bills
2006	Bobby Carpenter (LB)	Dallas Cowboys
2006	Santonio Holmes (WR)	Pittsburgh Steelers
2006	Nick Mangold (C)	New York Jets
2007	Ted Ginn Jr. (WR)	Miami Dolphins
2007	Anthony Gonzalez (WR)	Indianapolis Colts
2008	Vernon Gholston (DE)	New York Jets
2009	Malcolm Jenkins (CB)	New Orleans Saints
2009	Chris Wells (RB)	Arizona Cardinals
2011	Cameron Heyward (DE)	Pittsburgh Steelers
2013	Ryan Shazier (LB)	Pittsburgh Steelers
2013	Bradley Roby (CB)	Denver Broncos
2016	Joey Bosa (DE)	San Diego Chargers
2016	Ezekiel Elliott (RB)	Dallas Cowboys
2016	Eli Apple (CB)	New York Giants
2016	Taylor Decker (OT)	Detroit Lions
2016	Darron Lee (LB)	New York Jets
2017	Marshon Lattimore (CB)	New Orleans Saints
2017	Malik Hooker (SAF)	Indianapolis Colts
2017	Gareon Conley (CB)	Oakland Raiders

COACHES IN THE SUPER BOWL

Bobby April

Pittsburgh Steelers
Super Bowl XXX
St. Louis Rams
Super Bowl XXXVI

Bill Arnsparger

Baltimore Colts
Super Bowl III
Miami Dolphins
Super Bowl VI
Super Bowl VII
Super Bowl VIII
San Diego Chargers
Super Bowl XXIX

Fred Bruney

Philadelphia Eagles
Super Bowl XV

Joe Bugel

Washington Redskins
Super Bowl XVII
Super Bowl XVIII
Super Bowl XXII

Dom Capers

New England Patriots
Super Bowl XLII
Green Bay Packers
Super Bowl XLV

Pete Carroll

Seattle Seahawks
Super Bowl XLVIII (HC)
Super Bowl XLIX (HC)

Chuck Clausen

Philadelphia Eagles
Super Bowl XV

Larry Coyer

Indianapolis Colts
Super Bowl XLIV

Jeff Davidson

New England Patriots
Super Bowl XXXVI
Super Bowl XXXVIII
Super Bowl XXXIX

Alex Gibbs

Denver Broncos
Super Bowl XXI
Super Bowl XXII
Super Bowl XXXII
Super Bowl XXXIII

Sid Gillman

Philadelphia Eagles
Super Bowl XV

George Hill

Philadelphia Eagles
Super Bowl XV

Gene Huey

Indianapolis Colts
Super Bowl XLI
Super Bowl XLIV

Pepper Johnson

New England Patriots
Super Bowl XXXVI
Super Bowl XXXVIII
Super Bowl XXXIX
Super Bowl XLII
Super Bowl XLVI

Dick LeBeau

Cincinnati Bengals
Super Bowl XVI
Super Bowl XXIII
Pittsburgh Steelers
Super Bowl XXX
Super Bowl XL
Super Bowl XLIII
Super Bowl XLV

Don McCafferty

Baltimore Colts
Super Bowl V (HC)

Fred Pagac

Oakland Raiders
Super Bowl XXXVII
Denver Broncos
Super Bowl 50

Bo Pelini

San Francisco 49ers
Super Bowl XXIX

Lovie Smith

Chicago Bears
Super Bowl XLI (HC)

Tim Spencer

Chicago Bears
Super Bowl XLI

Mike Stock

Cincinnati Bengals
Super Bowl XXIII

Steve Szabo

New England Patriots
Super Bowl XXXVIII

Dick Walker

Pittsburgh Steelers
Super Bowl XIII
Super Bowl XIV

LETTERWINNERS

A

Abbott, Albert G. 1898
 Abdallah, Nader 2007-08
 Ackerman, Cornelius 1925-26-27
 Adamle, Anthony 1946
 Adams, Douglas O. 1968-69-70
 Adams, J. J. 1900
 Adams, Mike 2008-09-11
 Adderly, Nelson W. 1965
 Addison, Evert 1918-22
 Adkins, David 1974-75-76-77
 Adulewicz, Casimir T. 1959
 Alber, George H. 1926-27-28
 Alders, Gary 1981-82-84
 Aleskus, Joseph P. 1937-38
 Alexander, A. J. 2016
 Allegro, Joe 1975-76-77
 Allen, Dionte 2011
 Allen, Paul 1983
 Allen, Will 2000-01-02-03
 Allen, Robert M. 1932
 Amlin, George P. 1966
 Amling, Warren E. 1944-45-46
 Amos, Andre 2006-07-09
 Anders, Billy J. 1965-66-67
 Anderson, Charles C. 1939-40
 Anderson, Cedric 1980-81-82-83
 Anderson, Kim 1964-65-66
 Anderson, Richard L. 1964-65
 Anderson, Richard 1952
 Anderson, Thomas L. 1964
 Anderson, Tim 2000-01-02-03
 Anderson, William T. 1968-69-70
 Andrako, Steven F. 1938-39
 Andrews, Bill 1981-82
 Andrews, Dave 2002
 Andrews, Kyle 2002-03-04
 Andrews, Lawrence F. 1951
 Andria, Ernest 1975-77-78-79
 Andrick, Theodore K. 1964-65
 Antenucci, Frank L. 1934-35-36
 Anthony, Thomas 1981-82
 Apple, Eli 2014-15
 Appleby, Gordon E. 1942-43-44
 Applegate, Richard 1974-75
 Arden, Reggie 2002-03
 Arledge, Richard 1951
 Armstrong, Billy J. 1960-61-62
 Armstrong, Ralph A. 1949-50-51
 Arnette, Damon 2016
 Arnold, Birtho 1957-58-59
 Arnold, George A. 1907
 Aston, Daniel B. 1969
 Atha, Robert 1978-79-80-81
 Auer, John J. 1953
 Augenstein, Jack G. 1953
 Ayers, Ronald 1974-75-76

B

Baas, James W. 1965-66
 Bach, Terry 1977-78
 Bachman, Stanley 1908-09-10
 Backhus, Tom A. 1967-68-69
 Backus, Clark 1982-83
 Bahin, Michael 1895
 Bailey, Ralph 1958
 Bailey, Rodney 1997-98-99-00
 Bain, Dan 2011
 Baird, Charles H. 1893
 Baird, Steve 1995
 Baker, Jerome 2015-16
 Baker, Ray G. 1945
 Baldacci, Thomas G. 1955-56-57
 Baldwin, Darryl 2011-12-13-14
 Balen, Alan, 1981
 Ball, Warren 2013-14-15
 Ballard, Jake 2006-07-08-09
 Ballmer, Paul E. 1958
 Barclay, Devin 2009-10
 Bargerstock, Douglas 1974
 Barnes, Jarrod 2016
 Barnes, Robert L. 1890
 Barnett, C.J. 2010-11-12-13
 Barnett, Orlando T. 1963-64-65
 Barratt, Fred W. 1928-29
 Barre, B.J. 2000
 Barrett, J.T. 2014-15-16
 Barricklow, Donald B. 1910-11-12
 Barrington, Thomas G. 1963-64-65
 Barrington, Walter D.
 1905-06-07-08
 Barrow, Alex 2006-07
 Bartley, Thomas A. 1967-68
 Bartholomew, Brent 1995-96-97-98
 Barton, Kirk 2004-05-06-07
 Bartoszek, Mike 1972-73-74
 Bartschy, Ross D. 1937-38-39
 Barwig, Ronald 1977-78-79-80
 Basil, Drew 2010-11-12-13
 Baschnagel, Brian 1972-73-74-75
 Bates, John 2000
 Bates, Roman 1983-84
 Battista, Thomas 1971
 Baugh, Marcus 2014-15-16
 Baumgarten, Eugene H. 1930-31
 Bauserman, Joe 2008-10-11
 Baxa, Thomas L. 1972
 Beatty, Dan 1987-89-90
 Beatty, Greg 1989-92
 Beatty, Hobart 1890
 Beatty, Hugh G. 1909-10
 Beam, William D. 1959
 Beamon, Eddie 1974-75-76-77
 Bear, C. L. 1911
 Bechtel, Earl R. 1952
 Beckman, Pete 1992-93-94
 Beecroft, Charles 1971-72

Beekley, Marts E. 1951-52
 Beerman, Raymond O. 1957
 Beetham, Rupert R. 1899
 Belgrave, Earl 1972
 Bell, Dorian 2010
 Bell, Farley 1975-76
 Bell, Frederick J. 1917-18
 Bell, Jimmie 1996-97
 Bell, Kelvin 1981-82-83
 Bell, Robert R. 1925-26-27
 Bell, Robin A. 1925-26-27
 Bell, Sean 1985-87
 Bell, Todd 1977-78-79-80
 Bell, Vonn 2013-14-15
 Bell, William M. 1929-30-31
 Bellamy, Adam 2010
 Bellisari, Greg 1993-94-95-96
 Bellisari, Steve 1998-99-00-01
 Belmer, Cliff 1978-79
 Beltz, Richard H. 1934-35
 Bender, Edward A. 1968
 Benedict, Charles Y. 1897
 Benio, Brian 1987-88
 Benis, Joe V. 1930-31
 Benis, Michael K. 1960
 Bennett, Michael 2011-12-13-14
 Bentley, LeCharles ... 1998-99-00-01
 Berger, Jon 1991
 Berner, Joseph 1981
 Berry, Gary 1996-97-98-99
 Berry, Jaamal 2010
 Berry, Rashod 2016
 Bettridge, John W. 1934-35-36
 Betz, Wayne O. 1961-62
 Biel, William J. 1945
 Bilkie, Edward R. 1950
 Biltz, John W. 1949-50
 Birdseye, Claude H. 1901
 Bishop, Bryce 2001-02-03
 Blackman, Ivon 2011-13
 Blaine, Ernest D. 1910-11
 Blair, Howard H. 1920-21-22
 Blair, Kenneth 1984
 Blanchard, Bruce J. 1925
 Blankenship, Evan 2011
 Bledsoe, John 1971-72
 Bliss, Harry W. 1919-20
 Bliss, Keith H. 1937-38
 Blinco, Thomas 1976-77-79
 Blose, M. L. 1896-97
 Bobek, Brian 2011
 Bobo, Hubert L. 1954
 Boddie, Chris 1987
 Bodenbender, David G. 1964
 Boeckman, Todd 2007-08
 Boesel, Richard 1915-16-17
 Boesel, Stephen W. 1909-10
 Bogard, Devan 2012-13-14
 Bohlman, Jeff 1988-89-90

Bolen, Charles W. 1915-16-17
 Bolin, Stuart R. 1895
 Bolser, Harvey J. 1938
 Bombach, Jaren D. 1967
 Bompiedi, Carl J. 1933
 Bond, Jason 2000-01-02-03
 Bond, Robert J. 1952-53-54-55
 Bonhaus, Matt 1992-93-95
 Bonica, Charles 1970-71-72
 Bonnie, Dale B. 1947
 Bonnie, David M. 1946-47
 Booker, Dante 2014-15
 Boone, Alex 2005-06-07-08
 Boone, Chelsea A. 1909
 Booth, William A. 1953-54-55
 Booth, William R. 1936
 Boothman, Dale M. 1900-01
 Borchers, James 1990-91-92-93
 Boren, Jacoby 2013-14-15
 Boren, Justin 2009-10
 Boren, Zach 2009-10-11-12
 Borton, John R. 1951-52-53-54
 Bosa, Joey 2013-14-15
 Bosa, Nick 2016
 Boston, David 1996-97-98
 Boucher, Arthur F. 1934-35
 Boughner, Richard J. 1937-38
 Boughton, Ivan B. 1913-14-15
 Bowen, Brandon 2016
 Bowermaster, Russell L. 1956-57-58
 Bowers, Brian 1973-74
 Bowman, Howard 1890
 Bowsher, Gerald J. 1959
 Boxwell, Kenneth E. 1944
 Boynton, A. J. 1893-94
 Bradley, Robert T. 1925
 Bradshaw, Morris 1971-72-73
 Braun, Don 1982
 Breed, Paul 1997
 Breehl, Edward L. 1957
 Breese, Clarence 1899-00
 Brewster, Mike 2008-09-10-11
 Bridge, Brooklyn B. 1912
 Briggs, Maurice 1912-13
 Brindle, Arthur B. 1905
 Britt, Dalton 2012
 Britton, Bobby 2000-01-02-03
 Broadnax, Vaughn ... 1980-81-82-83
 Brockington, John S. 1968-69-70
 Bronson, A. P. 1890
 Brophy, James F. 1897-98
 Brown, Aaron 1974-75-76-77
 Brown, Bernard 1979
 Brown, Corey (DB) 2010-11-12-13
 Brown, Corey (WR) 2010-11-12-13
 Brown, David 1986-87-88-89
 Brown, Deron 1992
 Brown, G. W. 1902
 Brown, Henry 1983-85-86-87

LETTERWINNERS

- Brown, Jeff1972
 Brown, Joe1997-98-99-00
 Brown, Leo M. 1955-56-57
 Brown, Matthew1943-44-45
 Brown, Noah2014-16
 Brown, Randall 1992-93-94
 Brown, Stanley 1902
 Brown, Timothy 1978-79
 Brown, Tommy 2013
 Browning, Bryant ... 2007-08-09-10
 Brubaker, Carl R. 1953-54
 Bruckner, Edwin 1940-41
 Brudzinski, Robert.... 1973-74-75-76
 Brugge, Robert S. 1944-46-47
 Bruney, Fred K. 1950-51-52
 Bruney, Robert O. 1962-63
 Brungard, David A. 1967-68
 Brungard, George 1935
 Bryant, Charles S. 1959-60-61
 Bryant, Ché 1995-96
 Bryant, Christian 2010-11-12-13
 Bryant, Jaymes 1986-87-88-89
 Bryant, Ricky 2000-01
 Bryce, Chalmers K. 1906-07-08
 Buchanan, Ben.....2009-10-11-12
 Bugel, Thomas E. 1963-64-65
 Bulen, Elwood J. 1900-01
 Bullard, Courtland
1997 & 1999-00-01
 Bullock, William M. 1938
 Buonomici, Nicholas. 1973-74-75-76
 Burden, Mike..... 1996
 Burger, Joe..... 2013-14-15-16
 Burgett, Richard K..... 1941
 Burgin, Asbury L.....1965-66
 Burke, Timothy..... 1978-79
 Burns, Rodjay 2016
 Burrell, Matt 2016
 Burris, Brooks.....1995-96-97-98
 Burris, Scott.....1978-79-80
 Burrow, Joe..... 2016
 Burrows, Cam 2013-14
 Burrows, Norman.....1978-79-80
 Burrows, Roger W. 1970
 Burton, Arthur F. 1967-68-69
 Busich, Sam 1934-35
 Buss, Charles 1891
 Butts, Robert W. 1960-62
 Butcher, Fred E. 1895-96-97-00
 Byars, Keith 1982-83-84-85
 By'not'e, Butler 1990-91-92-93
 Byrne, Edward G. 1903-04
- C**
- Cacchio, Chad.....1998-99-00
 Cairns, Gary L..... 1966-67
 Caldwell, Jason..... 2004
 Calhoun, Matt.....1993-94-95-96
 Calkins, George H.....1894-95
- Cameron, George D..... 1924
 Campana, Thomas.....1969-70-71
 Campanella, Joseph A. 1950
 Campbell, Parris..... 2015-16
 Campbell, Paul 1976-77-78-79
 Cannavino, Joseph P. ... 1955-56-57
 Cannavino, Michael L. ... 1946-47-48
 Cappell, Richard A. 1969-70-71
 Cargile, Jeff..... 1983-84
 Carlin, Earl V. 1939-40
 Carlin, Oscar E. 1927-29
 Carpenter, Bobby... 2002-03-04-05
 Carroll, Paul B. 1911-12
 Carroll, William M. 1930-31-32
 Carson, James 1981-82-83
 Carson, Samuel K. 1893-94
 Carter, Chris 2012-13-14
 Carter, Cris 1984-85-86
 Carter, David W. 1928-29
 Carter, DeWayne 1993-94-95
 Carter, Duron..... 2009
 Carter, C. Drew.....2000-02-03
 Carver, Rolly J. 1904
 Case, Claude H. 1902-03
 Cash, Jeremy 2011
 Cassady, Craig 1973-74-75
 Cassady, Howard 1952-53-54-55
 Castignola, Gregory..... 1977-78-79
 Cataline, Craig 2013
 Cato, Byron 1975-76-77-78
 Chattams, Angelo 2001
 Childress, Bam 2001-02-03-04
 Cheatwood, Tim..... 1998-99-00-01
 Chekwa, Chimdi..... 2007-08-09-10
 Cheney, David A. 1968-69-70
 Cherokee, George 1941
 Cherry, Boyd V. 1912-13-14
 Chonko, Arnie 1962-63-64
 Chrissinger, Warren O. 1936-37
 Cibene, Michael..... 2016
 Cicero, Chris..... 1983
 Cisco, Galen 1955-56-57
 Cisco, Jeff 1981-82
 Claffin, Walter N. 1906-07-08
 Claggett, Edward F. 1904-06-07
 Clair, Frank J. 1938-39-40
 Clare, Robert L. 1909-10
 Claret, Maurice 2002
 Clark, James 1947-48-49
 Clark, James 2015-16
 Clark, David B. 1902-03-04
 Clark, Donald 1956-57-58
 Clark, Eugene L..... 1943
 Clark, Myers A..... 1924-25-26
 Clark, Shane..... 1995-96
 Clark, Vinnie..... 1988-89-90
 Clarke, Adrien 2000-01-02-03
 Clarke, Dominic..... 2010-11
 Cleary, Thomas J..... 1942
- Clements, Nate1998-99-00
 Cliff, Gary..... 1987
 Cline, Oliver M..... 1944-45-47
 Cline, W. D. 1895
 Clinton, Kyle 2014
 Closson, Tony..... 1989
 Clotz, Dennis R..... 1961
 Cobb, Glen1979-80-81-82
 Coburn, James A. 1970
 Cochran, Kenneth L. 1931
 Cochran, Terrence A. 1965
 Coffee, Charles B. 1927-28-29
 Cole, George N. 1891
 Cole, Robert 1956
 Coleman, Ken..... 1987-88-89-90
 Coleman, Kurt 2006-07-08-09
 Coleman, R.J. 2004
 Coles, Karl 1986-87-89
 Collins, Mike 1998-99-00-01
 Collmar, William J..... 1954-55
 Colson, Dan 1994-95-96
 Colzie, Cornelius..... 1972-73-74
 Combs, Derek 1997-98-99-00
 Conley, Gareon 2014-15-16
 Conley, William N. 1970-71
 Conlin, Ray 1984
 Connery, Will 1995
 Connor, Daniel D..... 1961
 Conrad, Frederick B..... 1931-32-33
 Conroy, James 1969
 Conroy, John 2004-05
 Conway, Blair 1972-73
 Conwell, Chris 2002
 Cooke, Clement C..... 1910
 Cook, Bryan 1989-90-91-92
 Cook, Ronald L. 1955-57
 Cooper, George 1984-85-86-87
 Cooper, Joe..... 1998-99-00-01
 Cooper, Johnathan 2016
 Cooper, Marco 2000-01
 Coover, Winifred F..... 1900-01-02
 Cope, Harry..... 1898
 Cope, James 1972-73-74
 Cordle, Jim 2007-08-09
 Cornell, Fred A. 1902
 Cory, Lincoln T..... 1927-28
 Cothran, Jeff 1991-92-93
 Cott, Richard S. 1919-20-21
 Cottrell, Ernest E. 1944
 Cotton, James 1998-99
 Courtney, Harold J. 1915-16-17
 Courtney, Howard G. 1915-16-17
 Cousineau, Tom 1975-76-77-78
 Cox, Garth 1974-76-77
 Cox, Joseph E. 1926-27-28
 Cox, Joseph F..... 1909-10-11
 Cox, Melvin B. 1934
 Cowman, Randy..... 1972
 Craig, Orlando1987-88-89
- Cramer, Carl F. 1931-32-33
 Cramer, William E..... 1917
 Crane, Jameson..... 1945-46-47
 Crapser, Steven R. 1969
 Crawford, Albert K. 1956-57-58
 Crawford, Ricky..... 2010
 Crawford, Thomas E. 1957
 Crecelius, David 1981-82-83-84
 Crecelius, Arthur W. 1894-95
 Crooks, Duane 1999
 Crosby, Curtis 2000
 Crow, Fred..... 1936-37
 Csur, Charles A. 1941-42-46
 Culbertson, Claude L. 1897
 Culver, Brice 2003
 Cumiskey, Frank S. 1934-35-36
 Cummings, John 1972
 Cummings, William G. 1956
 Cunningham, Charles 1971
 Cunningham, Harold B. 1923-24-25
 Cunningham, John F..... 1896
 Cunningham, Leo 1943
 Cupe, Tony 1987
 Curcillo, Anthony..... 1950-51-52
 Curren, Michael F..... 1904
 Curtis, Clarence 1981-82-83
 Current, Michael 1965-66
 Curto, Patrick 1973-74-75
 Cusick, Martin 1977
 Cusick, Peter 1972-73-74
 Cuttillo, Dan..... 1971-72-73
 Czyzynski, Richard 1981-82-83
- D**
- Dale, Michael D..... 1970
 Daly, Brett..... 2007
 D'Andrea, Michael..... 1979-80-81
 D'Andrea, Mike..... 2002-03-04-06
 Daniell, James L..... 1939-40-41
 Daniels, LeShun 1994-95-96
 Dannelley, Scott..... 1972-73-74-75
 Dansler, Kelton..... 1975-76-77-78
 Darst, Lester D. 1907-11
 Datis, Doug 2004-05-06
 Datis, Michael 1975
 Daugherty, Harold R. 1945
 Daughters, Charles G. 1916
 Davidson, James..... 1963-64
 Davidson, James Jr..... 1985
 Davidson, Jeff 1986-87-88-89
 Davies, Thomas C. 1918-19
 Davis, Jeff 1971-72-73
 Davis, Jerome 1973-74
 Davis, Paul J. 1943
 Davis, Robert..... 1995
 Davis, Vernon H. 1898
 Dawdy, Donald A. 1953
 Dawson, Dino..... 1984
 Dawson, Jack S..... 1948

LETTERWINNERS

- Day, John 1995-96-97
 Dean, C. A. 1902
 Dean, Hal S. 1941-42-46
 Debevc, Mark C. 1968-69-70
 Decker, Taylor 2012-13-14-15
 DeCree, Van 1972-73-74
 DeGraffenreid, Allen 1990-91-92
 Delaney, Kevin 1985
 DeLeone, James 1979-80-81
 DeLeone, Thomas D. 1969-70-71
 Delich, Peter D. 1931-32-33
 DeLong, A. Z. 1895-96
 DeMaria, Mike 2002-03-04
 Demmel, Robert C. 1947-50
 Dendiu, Traian T. 1944-46
 Denker, Irv 1952
 Denlinger, Todd 2006-07-08-09
 Denman, Edgar 1894
 Detrick, Roger 1959-60
 DeVoe, Keith E. 1923-24-25
 Diehl, William 1932
 Diggs, Na'il 1997-98-99
 Dike, Ed 1904
 Dill, M. R. 1928-29
 Dill, Raymond 1901
 Dillman, Thomas M. 1954-55-56
 Dillon, Daniel D. 1966
 Diltz, Charles R. 1901-02-03-04
 DiPierro, Ramon F. 1944-46-47-48
 Disher, Larry L. 1957
 Dixon, Joe 1975-76-77
 Dixon, Johnnie 2016
 Dixon, Ken 1970-71
 Dixon, Thornton D. 1939-40-41-45
 Doig, Hal F. 1920-21
 Doll, John 1972
 Domicone, Zach 2009-10-11-12
 Donley, Douglas 1977-78-79-80
 Donley, Fred 1908
 Donovan, Brian P. 1968-69-70
 Dooley, Joseph 1981-82-83
 Doolittle, Francis W. 1946-47
 Dornbrook, Garrett 2011
 Dorris, Victor 1937
 Dorsey, Robert S. 1947-48
 Doss, Mike 1999-00-01-02
 Douglas, Ivan 2000-02
 Doup, Russell 2014
 Dove, Robert E. 1944-45
 Downing, T.J. 2004-05-06
 Doyle, Richard A. 1950-52
 Drake, Phillip B. 1942
 Drakulich, Samuel 1933
 Dreffer, Stephan D. 1962-63-64
 Drenik, Douglas J. 1962-63-64
 Dreyer, Carl A. 1924
 Dreyer, Virgil O. 1915-16
 DuBois, Wilbur L. 1900
 Dudley, Rickey 1994-95
- Dugger, Dean 1952-53-54
 Dugger, John R. 1942-43-44
 Dulin, Gary 1976-77-78-79
 Dully, Mike 1993-94
 Dumas, Zack 1986-87-88-89
 Dunlap, John H. 1895-96
 Dunlap, Nelson H. 1921-22-23
 Dunlap, Renick W. 1891-93-94-95
 Dunn, Bri'onte 2012-14-15
 Dunn, Craig 1981-82
 Dunsford, Jan H. 1904-05
 Duncan, Howard D. 1946-47
 Dupree, Roedell 1995
 Durbin, Tyler 2016
 Durtschi, William R. 1942
 Dwelle, Brad 1979-80-81-82
 Dwyer, Donald W. 1965-66-67
 Dwyer, R. E. 1898
 Dye, Dan 2007
 Dye, William H. 1934-35-36
- E**
- Eachus, William N. 1965-66
 Eagleson, John H. 1898
 Early, Ellis T. 1921
 Eberle, John J. 1908-09
 Eberts, Mark 1981
 Ebinger, Elbert C. 1955
 Ebner, Nate 2009-10-11
 Eby, Byron 1926-27-28
 Echols, Reginald 1979-80
 Edwards, Bernard 1988-89-90-91
 Edwards, Karl 1981-82-83
 Edwards, William R. 1949
 Egbert, Archie D. 1910
 Ehrensberger, Carl H. 1930
 Ehrsam, Gerald R. 1966-67-68
 Ehrsam, John H. 1944-45
 Eisenhard, Tony 1997-98-99
 Elder, Walter W. 1901-02
 Elflein, Pat 2013-14-15-16
 Elford, Drew 1996-97-98-99
 Elgin, Edward G. 1922
 Elia, Bruce 1972-73-74
 Elliott, Ezekiel 2013-14-15
 Elliott, Samuel 1965-66-67
 Ellis, Jeff 1987-88-90-91
 Ellis, Ray 1977-78-79-80
 Ellis, Richard T. 1890-91-92
 Ellison, Leon 1980
 Ellwood, Franklin D. 1955-56
 Ellwood, Richard P. 1949-50
 Endres, George J. 1950
 Endres, Robert L. 1951
 Engensperger, Albert 1896-97
 Englebeck, Amos 1904-06
 Epitropoulos, John 1978-79-80
 Ernst, L. C. 1891-92
 Ervin, Terry L. 1966-67
- Erwin, Derek 2011
 Espy, Bennie E. 1962-63
 Evege, Donnie 2009
 Everett, Tyler 2002-03-04-05
 Ewalt, Dwight S. 1913
 Ewart, Kenneth L. 1917-19
 Ewing, Harry E. 1905
 Ezzo, Billy 1972-73-74
- F**
- Facchine, Richard 1955
 Fada, Craig 2013-14-15-16
 Faehl, Paul J. 1950
 Fair, Robert F. 1963
 Farcasin, Constantine J. 1918-19-22
 Farris, Chase 2012-13-14-15
 Ferrall, Junius B. 1930-31-32
 Farrell, John R. 1960
 Fay, Sherman 1899-00-01-02
 Fazio, Charles A. 1945-46-47-48
 Fedderson, Jerold V. 1943
 Federle, Tom 1963-64
 Fekete, Eugene 1942
 Feldwisch, Henry W. 1911
 Fender, Paul E. 1967
 Ferguson, Keith 1978-79-80
 Ferguson, Robert E. 1959-60-61
 Ferko, Richard 1970-71
 Ferrelli, Guy 2016
 Ferrelli, Jeffrey 1975-76
 Fertig, Dwight L. 1967
 Fesler, Wesley E. 1928-29-30
 Fickell, Luke 1993-94-95-96
 Fields, Chris 2010-11-12-13
 Fields, Jerry E. 1958-59
 Fiers, Alan 1959-60
 Fill, John M. 1964-65-66
 Finkes, Matt 1993-94-95-96
 Fioretti, Anthony R. 1922-23
 Fisch, Frank 1933-34-35
 Fischer, Louis C. 1950-51
 Fisher, Richard 1939-40-41-45
 Fitz, Thomas 1964
 Flanagan, Richard E. 1944
 Fleming, Henry 1997-98-99-00
 Fletcher, Kevin 1970-71-72
 Flowers, James T. 1919
 Foley, David 1966-67-68
 Foley, W. J. 1893
 Fong, Chris 2015
 Fontaine, Lawton L. 1929
 Fontes, Arnold P. 1965-66
 Fontes, Leonard J. 1958-59
 Fordham, Forrest P. 1937-38
 Fortney, Harrison 1963
 Foster, Derrick 1989-90-91-92
 Foster, Jerome 1979-80-81-82
 Foster, Rodney 1961-62
 Foster, Thomas B. 1905
- Foss, Clarence M. ... 1902-03-04-05
 Foss, Earl D. 1910-11
 Fouch, George E. 1927-28-29
 Foulk, Charles W. 1890-91-92
 Fout, James E. 1945
 Fox, Dustin 2001-02-03-04
 Fox, Samuel S. 1940-41
 Fox, Tim 1972-73-74-75
 Fragel, Reid 2009-10-11-12
 France, Doug 1972-73-74
 France, Steve 1989
 Francis, David L. 1960-62
 Fragel, Reid 2009-10-11
 Frank, John 1980-81-82-83
 Franklin, Khaleed 2016
 Frantz, Matthew 1986-87
 Franzinger, Ryan 2006
 Fraser, Simon 2001-02-03-04
 Frayer, Leo A. 1894
 Frazier, Rashad 2014
 Frechtling, Arthur G. 1899-00
 Freeman, Marcus ... 2004, 06-07-08
 French, Edward H. 1893-94-95
 Frey, Greg 1987-88-89-90
 Fried, Lawrence L. 1930
 Friedman, Max 1918
 Frimel, Rich 1988-89-90-91
 Fritz, Kenneth 1976-77-78-79
 Fronk, Daniel A. 1957-58
 Frost, Marcel 2005
 Frye, Robert H. 1941-42
 Fuller, Mark A. 1919
 Fuller, Jordan 2016
 Fulton, William S. 1899
 Funk, Robert 1964-65
 Funkhauser, Samuel K. 1908-12
 Furrey, Mike 1996
- G**
- Gaffney, Mike 1972
 Gage, Ralph G. 1958
 Gailus, Joseph T. 1931-32-33
 Galbos, Richard 1971-72
 Gales, Charles P. 1935-36-38
 Gales, Richard 1971-72
 Galloway, Joey 1991-93-94
 Gamble, Chris 2001-02-03
 Gandee, Charles F. 1945-49-50
 Gandee, Sherwin K. 1948-50-51
 Gant, Aaron 2006-07-08-10
 Gantz, Joe 2008-09
 Garber, Joseph 1986
 Garcia, Mark 1997-98
 Garnett, Winfield 1995-96-97
 Gaudio, Angelo R. 1946
 Gayle, James 1979-80-81-82
 Gayle, Shaun 1980-81-82-83
 Geib, J.R. 1911-12
 Geissman, W. I. 1911-12-13

LETTERWINNERS

Gentile, Jim M.	1968-69-70	Grant, Larry	2006-07	Hamilton, Mardo M.	1944	Heuerman, Jeff	2011-12-13-14
George, August	1935	Grant, Willie "Cie"	1999-00-01-02	Hamilton, Ray L.	1949-50-51	Hess, Albert F.	1928-29
George, Eddie	1992-93-94-95	Graves, Reggie	1986	Hamlin, Stanley A.	1965	Hess, Edwin A.	1924-25-26
Georgiades, James	2009	Graves, Rory	1983-84-85	Hamrick, Charles E.	1934-35-36	Hess, William W.	1960-61-62
Gerald, Rod	1975-76-77-78	Gray, Bryan	2008	Hankins, Jonathan	2010-11-12	Heyward, Cameron.	2007-08-09-10
Germaine, Joe	1996-97-98	Greenberg, Jack Z.	1931-32	Hansley, Terence	1959	Hicks, John	1970-72-73
German, William	1959-60	Green, Marcus	2002-03-04-05	Hardman, von Allen	1961	Hicks, Tyrone	1978-79
Germany, Reggie	1997-98-99-00	Greene, Cornelius	1973-74-75	Harden, Derek	2005-06	Hicks, Marc	1988
Gholston, Vernon	2006-07	Greene, Horatius A.	1969	Hare, Gregory	1971-72-73	Hieronymous, Ted W.	1925-27-28
Gibbs, George C.	1893	Greene, Jeff	2015	Hargreaves, William B.	1937	Hietikko, James L.	1950-51
Gibbs, Jack G.	1954	Griffey, Craig	1990	Harkins, Donald L.	1962-63-64	Higdon, Alex.	1984-85-86-87
Gibson, Millard F.	1906-07-08	Griffen, Adam	2012	Harkrader, Jerry	1953-54-55	Hilinski, Richard	1953-54
Gibson, Thaddeus	2007-08-09	Griffin, Archie	1972-73-74-75	Harley, Charles W.	1916-17-19	Hill, Douglas	1981-82-83
Giessen, Carl	1894-95	Griffin, Andre	2000	Harley, Rob	2003-04-05	Hill, K. J.	2016
Gilbert, Benjamin	1996-97-98-99	Griffin, Duncan	1975-76-77-78	Harman, Timothy A.	1970	Hill, Michael	2015-16
Gilbert, Charles R.	1948-49	Griffin, Kevin	1995-96-97-98	Harper, Roger	1990-91-92	Hill, Steve	1983-84-85
Gill, Arthur G.	1904	Griffin, Ray	1974-75-76-77	Harre, Gilbert A.	1934-35	Himes, Richard D.	1965-66-67
Gillam, Neal	1918-21	Griffith, A. G.	1892	Harrell, James	1975-76-77	Hinchman, Lewis G.	1930-31-32
Gillard, James H.	1905-06	Griffith, William A.	1928-29-30	Harris, Jimmie L.	1969-70-71	Hines, Jermale	2007-08-09-10
Gillian Lonnie R.	1967-68-69	Griffith, William N.	1924	Harris, Nate	1985-86	Hlay, John	1950-51
Gilliam, Neil	1918-21	Griggs, Anthony	1981	Harris, Raymont	1990-91-92-93	Hoak, Frank	1987
Gillie, George W.	1905-06-07	Grim, Fred	1925-26-27	Harris, Tyrone	1974-75-77	Hobt, Watt A.	1912-13-14
Gillis, Clarence	1901	Grimes, Robert L.	1950-51-52	Harrison, Malik	2016	Hocevar, Mark	1982
Gillman, Sidney	1931-32-33	Griswold, Francis H.	1927	Harrison, Preston	1994	Hoffer, Joe R.	1931
Gilmore, James	1981-83-84-85	Groom, Andy	2000-01-02	Harrison, Tyrone	1989-90	Hofmayer, Edward I.	1938
Ginn, Dwight G.	1914-15	Groza, Judd	1982-83-84	Hart, Randall J.	1967-68-69	Holcolmb, Stuart K.	1929-30-31
Ginn, Jr., Ted	2004-05-06	Grundies, Arthur J.	1938-40	Hartline, Brian	2006-07-08	Holland, Jay	1983-84
Giuliani, Anthony	1983-84	Guess, Michael	1976-77-78-79	Hartman, Gabriel C.	1958-59-60	Holland, Jamie	1986
Givens, Dan O.	1971	Guilford, Ira	2003	Hartman, Leonard	1990-91-92	Holliman, Ray	1984-85-87
Glasser, Chester F.	1928-29	Guiton, Kenny	2011-12-13	Hartsock, Benjamin	2000-01-02-03	Hollins, John	2003
Glenn, Terrance	1993-94-95	Gurd, Andy	1987-91	Harvey, William	1984	Holloway, Ralph B.	1968-69-70
Glover-Williams, Eric	2016	Gurr, Mike	1997-98-99-00	Hasenohrl, George	1970-71-72	Holman, Alan M.	1928-29
Godfrey, Ernest R.	1914	Guthrie, George P.	1951-52	Haubrich, Robert C.	1929-30-31	Holmes, Jalyn	2014-15-16
Goebel, Garrett	2009-10-11-12	Guy, Richard S.	1954-55-56	Hauer, Oscar A.	1958-59-60	Holmes, Santonio	2003-04-05
Gohlstin, Eric	1995-96-97	Guzik, Frank A.	1953	Haupt, Richard A.	1961	Holtkamp, Ferdinand	1916-19
Goings, Nick	1997	Gwilym, Peter	2014	Havens, William F.	1914-15	Holycross, Tim	1972-73-74
Goins, Eliajah	2016	Gwinn, Anthony	1993-94-95-96	Hawk, A.J.	2002-03-04-05	Homa, Randy	1997-98-99
Gonzalez, Anthony	2004-05-06	Gwinn, Jayson	1993	Hawkins, Harry C.	1897	Homan, Adam	2009-10-11-12
Gordon, D. "Sonny"	1983-84-85-86			Haynes, Bryce	2012-13-14-15	Homan, Ross	2006-07-08-09-10
Good, Andrew	2007			Hayden, Leophus	1968-69-70	Honaker, Frank C.	1921-22-23
Goodsell, Douglas R.	1951-52			Hazel, David	1972-73-74	Horn, Robert L.	1928-29-30
Gordon, George D.	1944			Hecker, Robert H.	1943	Hoobler, Chad	2004-05
Gordon, Les	1975			Hecker, Robert R.	1943	Hooker, Malik	2015-16
Gorby, Herbert L.	1945			Heckinger, Robert W.	1941	Hopkins, Tam	1997-98-99-00
Gorley, Rodney	1979-80-83			Heekin, Richard J.	1933-34-35	Hornik, Joe	1975-76-77-78
Gorrill, Charles V.	1923-24-25			Hefflinger, Ronald D.	1943	Horvath, Leslie	1940-41-42-44
Gottron, Jeff	1982			Heid, Robert C.	1949-50-51	Houk, Ronald	1959-60
Gradishar, Randy	1971-72-73			Henderson, Herbert R.	1920	Houser, Bob	1993-94-95-96
Grady, Robert J.	1929-30-31			Henry, Curtis	2016	Houser, Kevin	1996-97-98-99
Graef, Steve	2003			Henry, Joseph P.	1949	Houston Sr., James	1957-58-59
Graf, Campbell J.	1912-13-14			Henson, Harold	1972-73-74	Houston Jr., James	1978
Graf, Campbell R.	1939			Henson, Luther	1977-78-79-80	Houston, Lindell L.	1941-42
Graf, Jack R.	1939-40-41			Herbstreit, James H.	1958-59-60	Houston, William	1990-92-93
Graf, Lawrence	1973			Herbstreit, Kirk	1990-91-92	Howard, Cameron	2016
Graham, Jeff	1988-89-90			Herman, Judah	1988-89-90-91	Howard, Fritz	1939-40-41
Graham, Kent	1990-91			Herrmann, Harvey J.	1959	Howard, Harry C.	1914
Graham, Scottie	1988-89-90-91			Herron, Dan	2008-09-11	Howard, Harry,	1969-70-71
Grant, Curtis	2011-12-13-14			Herron, Kendall	1944	Howard, Travis	2009-10-11-12
Grant, Doran	2011-12-13-14			Hershberger, Peter J.	1940-41	Howard, Tyrone	1993-94-95-96

H

Haas, Jackson	2007
Hackett, William G. ..	1942-43-44-45
Hackett, William J.	1967-69
Haddad, George A.	1937
Haer, Archie H.	1967
Hague, Leslie J.	1947-48-49
Hague, Thomas R.	1952-53
Hale, Joel	2011-12-13-15
Hall, Jordan	2009-10-11-13
Hall, Marcus	2009-11-12-13
Hall, Maurice	2001-02-03-04
Hall, Robert H.	1943
Hall, Roy	2003-04-05-06
Hallabrin, John D.	1939-40-41
Haller, Tim	1986
Hamby, Ryan	2002-03-04-05
Hamilton, Devon	2016
Hamilton, Forrest R.	1945-46-47
Hamilton, Ian B.	1922

LETTERWINNERS

Howe, Frank H. 1940
 Howell, Carroll 1952-53-54
 Hoyer, Ralph W. 1903-04-05
 Hoying, Robert 1993-94-95
 Hoying, Tom 1996-97
 Hubbard, Rudy 1965-66-67
 Hubbard, Sam 2015-16
 Huddleston, Mike 1990
 Hudson, Addison, N. 1930
 Hudson, Paul 1964-65-66
 Hueston, Dennis 1983
 Huff, Paul 1967-68
 Huffman, Iolas M. 1918-19-20-21
 Huffman, Rich 1988-89-90
 Hughes, John 1970-72-73
 Hummel, Garrett 2010
 Hunt, William P. 1924-25-26
 Hunter, Charles 1977-78-79
 Hurm, Paul W. 1916
 Huston, Arthur C. 1927-28-29
 Huston, Josh 2001-05
 Hutchings, John 1978-79-80
 Hutchison, Charles 1967-68-69
 Hutchison, John 1984-85-86
 Hyatt, Bob 1974-76
 Hyde, Carlos 2010-11-12-13
 Hyme, Kevin 1995

I

Iams, Alvin L. 1931
 Idle, Ralph H. 1928
 Ingham, Tom 2008-09
 Ingram, Robert M. 1959-60-61
 Ireland, Kenneth D. 1962
 Irizarry, Louis 2003
 Isabel, Wilmer E. 1920-21-22
 Isaman, Derek 1985-86-87-89

J

Jabbusch, Robert O. 1942-46-47
 Jacobs, Harlen 2001-02-04
 Jacobs, Mike 2000-01
 Jack, Alan R. 1967-68-69
 Jackson, James 1901
 Jackson, Jermon 1995-96
 Jackson, Josh 1994-95-96
 Jackson, Matthew 1976
 Jackson, Paul 1901
 Jackson, Ray 1984-85-86-87
 Jackson, Richard S. 1944-45
 Jackson, Stanley 1995-96-97
 Jackson, Tony 2010-11
 Jackson, William F. 1904
 Jackson, William M. 1921
 Jaco, William 1976-77-79
 Jacobs, Matt 1995
 Jacoby, George R. 1951-52-53
 James, Daniel A. 1956-57-58
 James, Kenneth L. 1932

James, Thomas L. 1942-46
 Janakiewski, Vlade 1977-78-79-80
 Janecko, Gene K. 1944
 Jankowski, Bruce D. 1968-69-70
 Janowicz, Victor F. 1949-50-51
 Jeannot, Fred G. 1903
 Jemison, Thad 1981-82-83
 Jenkins, Joseph 1967
 Jenkins, Joseph K. 1984-86
 Jenkins, Malcolm 2005-06-07-08
 Jenkins, Michael 2000-01-02-03
 Jenkins, Thomas G. 1961-62-63
 Jenkins, William 1924-25
 Jennings, Jack W. 1947-48-49
 Jentes, Charles A. 1960
 Jesty, James B. 1970
 Jobko, William K. 1954-55-56
 Joe, Brandon 2001-02-03-04
 Johnson, Brent 1989-90-91-92
 Johnson, Brent 1998-99-00
 Johnson, Dionte 2004-05-06-07
 Johnson, Earl F. 1933
 Johnson, Ernest Y. 1920
 Johnson, Jeffie 2015
 Johnson, Kenneth E. 1960-61
 Johnson, Kevin 1995-97
 Johnson, Orhian 2009-10-11-12
 Johnson, Ricky 1977-78-80
 Johnson, Pete 1973-74-75-76
 Johnson, Robert T. 1965-66
 Johnson, Thomas 1982-83-84-85
 Johnson, Trey 2013
 Johnston, Cameron 2013-14-15-16
 Jones, Arnold A. 1972-73-74
 Jones, Ben 1960
 Jones, Cardale 2014-15
 Jones, Darrell (D.J.) 1992-93-94-96
 Jones, David L. 1934
 Jones, Dremont 2016
 Jones, Edward S. 1933
 Jones, Gomer 1934-35
 Jones, Herbert M. 1956-57
 Jones, Herman 1975-76-77
 Jones, Jamarco 2014-15-16
 Jones, Thomas H. 1909
 Jones, W. C. 1903
 Jordan, Michael 2016
 Joslin, Robert V. 1951-52-53
 Judy, Lawrence E. 1922-23

K

Kabealo, John 1933-34-35
 Kabealo, Michael 1936-37-38
 Kacherski, John 1987-88-91
 Kacsandi, Ben 2008
 Kain, Lawrence 1973-74-75
 Kaplanoff, Carl G. 1936-37-38
 Kaplo, Edward 1922
 Karch, Robert 1915-16-17

Karcher, James N. 1934-35
 Karow, Martin G. 1924-25-26
 Karsatos, James 1983-84-85-86
 Kasunic, Gerald S. 1963-64
 Katzenmoyer, Andy 1996-97-98
 Katterhenrich, David L. 1960-61-62
 Kay, Donald F. 1943
 Kaylor, Ronald L. 1964
 Keane, Thomas L. 1944
 Kee, Michael 1983-85-86
 Keefe, Thomas C. 1931-32
 Keenan, Charles 1987
 Keeton, Mike 1973
 Keiser, Thomas L. 1890
 Keith, Randal T. 1971-72
 Keller, Matt 1996-97-98-99
 Kelley, Dwight A. (Ike) ... 1963-64-65
 Kelley, Jefferson 1997
 Kelley, John L. 1966-67
 Kellough, F. C. 1902
 Kelly, Rob 1993-94-95-96
 Kelly, Robert 1971
 Kelsey, Ray T. 1945
 Kennedy, Arthur 1890-91-92
 Kern, Carl 1972-73
 Kern, Rex W. 1968-69-70
 Kerner, Marlon 1991-92-93-94
 Kerr, John 2005-06
 Kerr, Josh 2010
 Kessel, Joel 1992
 Kessler, Carlton G. 1943-45
 Keuchler, Lamar 1981-82
 Kiefer, Arthur S. 1912-13-14
 Kiehfluss, Thomas C. 1962-63-64
 Kile, Eugene 1930-31
 Kile, Robert J. 1897
 Kilgore, David S. 1958-59
 Kimball, Philip J. 1915
 King, Gerald L. 1970
 King, Percy 1997-98-99
 King, Robert J. 1897
 Kinkade, Thomas J. 1939-40-41
 Kinsey, Marvin C. 1971
 Kirby, R. E. 1905
 Kirk, Brenton S. 1947-48
 Kirk, Chris 1996-97-98
 Kirk, Roy E. 1963
 Kittle, James M. 1899-00-01
 Klaban, Tom 1974-75
 Klee, Ollie 1922-23-24
 Klein, Alex W. 1922-25-26
 Klein, Robert J. 1960-61-62
 Klein, Storm 2009-10-11
 Kleinhans, John L. 1936
 Klevay, Walter S. 1949-50-51
 Klein, Storm 2009-10-11-12
 Klie, Walter 1902
 Kline, Alan 1990-91-92-93
 Kline, Jesse 2001

Kne, Mike 2002-03-04
 Knisely, Heath 1996
 Knoll, Elmer P. 1902
 Knox, Demetrius 2015
 Koch, Jay 1987-88-89-90
 Koegel, Vic 1971-72-73
 Koegle, Donald W. 1935
 Koepnick, Robert E. 1950-51-52
 Kohut, William W. 1964
 Kolic, Larry 1982-84-85
 Kortovuch, Jim 2001
 Kotterman, Larry 1985-86
 Kozar, Jason 1997
 Krall, Gerald 1945-46-48-49
 Kramer, Eric 2012-13
 Kregel, James 1971-72-73
 Kreglow, James J. 1924
 Kremblas, Francis T. 1956-57-58
 Krenzel, Craig 2000-01-02-03
 Krerowicz, Mark 1982-83-84
 Kreuzer, Dean 1995
 Krisher, Gerald Glenn 1951-52-53-54
 Kriss, Frederick C. 1954-55-56
 Kriss, Howard E. 1927-28
 Krstolic, Raymond C. 1961-62
 Krumm, R. E. 1891-92
 Kruskamp, Harold W. 1926-28
 Kudla, Mike 2002-03-04-05
 Kuhn, Richard 1968-69-70
 Kuhn, Kenneth W. 1972-73-74-75
 Kuhnhein, Scott 2000-02
 Kumerow, Eric 1984-85-86-87
 Kumler, Karl W. 1962
 Kuri, Mike 1988-89
 Kurz, Theodore R. 1968-69
 Kuzmaul, Greg 1995
 Kutler, Rudolph J. 1922-23-24

L

LaVrar, Matt 1996-97-98-99
 Lachey, James 1981-82-83-84
 Lachey, Ron 1989
 Lacksen, Frank J. 1925-26
 Lago, Gary M. 1970-71-72
 Lambert, Howard L. 1961
 Lamka, Donald 1969-70-71
 Landacre, Walter A. 1890
 Landers, Robert 2016
 Lane, Garcia 1981-82-83
 Lane, Shaun 2005-06-07-08
 Lanese, Mike 1982-83-84-85
 Lang, Mark 1974-75-76-77
 Langenkamp, Max 1994
 Langhurst, Earl J. 1938-39-40
 Langley, Victor 1981
 Lantry, L. L. 1905
 Lapp, Harry R. 1916
 Large, Joseph H. 1890
 Larimore, Dexter 2007-08-09-10

LETTERWINNERS

Larkins, Charles R.....	1928-29-30	Longer, Robert M.....	1964	Marek, Elmer F.....	1925-26-27	McCune, J. H.....	1918
Larson, J.D.....	2008	Lonjak, William A.....	1943	Marek, Marcus.....	1979-80-81-82	McDaniel, Devlin.....	2016
Lashutka, Gregory S.....	1963-64-65	Lord, John C.....	1958	Marino, Victor I.....	1937-38-39	McDonald, James A.....	1935-36-37
Laskoski, Richard D.....	1961	Louis, Jason.....	1992-93-94	Marker, James B.....	1901-02-03-04	McDonald, Paul A.....	1905-06
Lattimore, Marshon.....	2015-16	Loveberry, Clarence.....	1896	Markley, Frank P.....	1910-11	McElheny, Norman E.....	1944
Laughlin, James.....	1977-78-79	Lowdermilk, Kirk.....	1981-82-83-84	Marquardt, William B.....	1902-04	McGinnis, Robert E.....	1944-45-46
Laurinaitis, James..	2005-06-07-08	Lowe, Clifton D.....	1909	Marsh, George C.....	1929	McGuire, Timothy A.....	1966
Lawless, Michael.....	2016	Lowry, Orlando.....	1981-82-83	Marsh, James R.....	1970	McKee, David.....	1977
Lawrence, Paul C.....	1910	Luckay, Raymond J.....	1951	Marshall, Clyde.....	1945	McLaren, James W.....	1900-01-02
Lawrence, Wilbert W.....	1903-04-05	Ludwig, Paul L.....	1952-53-54	Marshall, Jalin.....	2014-15	McLaughlin, John.....	2004
Lavelli, Dante B.....	1942	Luke, Jamal.....	2003	Marshall, James.....	1957-58	McLaurin, Terry.....	2016
Laybourne, Paul C.....	1910	Luke, Steven N.....	1972-73-74	Marshall, W. D.....	1890	McMillan, Raekwon.....	2014-15-16
Leach, Scott.....	1984-85-86	Lukens, Curt.....	2005	Martin, Edwin D.....	1890	McMullen, Scott.....	2000-01-02-03
Lease, Tom.....	1989-90-91-92	Lukens, Joseph.....	1979-80-81-82	Martin, Harold P.....	1952	McNeal, Laird C.....	1967
LeBeau, Charles R.....	1956-57-58	Lukens, Ryan.....	2007-08	Martin, Jamar.....	1998-99-00-01	McNutt, Richard.....	2000-01-02
Lee, Ben.....	1978-79-80-81	Lukens, William.....	1974-75-76	Martin, John C.....	1955-56-57	McQuaide, Jake.....	2008-09-10
Lee, Byron.....	1982-83-84-85	Lukz, Frank M.....	1932	Martin, Paul D.....	1959	McQuade, Robert P.....	1943
Lee, Dante.....	1989-90	Lumpkin, John.....	1996-97-98	Marts, Raymond J.....	1923	McQuigg, William G.....	1936
Lee, Darron.....	2014-15	Luttner, Ken.....	1969-70-71	Martz, Valorus.....	1914	Meade, John.....	1978
Lee, Darryl.....	1983-84-85-86	Lutz, Travis.....	1990-91	Mascio, Joseph.....	1944	Means, John W.....	1906
Lee, Maurice.....	2003	Lykes, Robert L.....	1965	Mason, Glen.....	1970	Medich, David.....	1980-81
Leggett, William D.....	1952-53-54	Lynch, Scott.....	1994	Matheny, Don.....	2010-11	Megar, Anthony.....	1977-78-79-80
Lehman, Ernest.....	1943	Lynn, George M.....	1941-42	Matheny, Oliver S.....	1918	Meinderung, Wesley.....	1965-66
Leonard, Judson C.....	1905	Lyons, Devin.....	2004	Mathers, John H.....	1892-93-94	Merrell, James.....	1951
Leonard, W. T.....	1897	Lyons, James D.....	1963	Mathis, Almond L.....	1971-72-73	Metzger, Joseph.....	1990-91-92
Levenick, Thomas.....	1979			Matlock, Bill.....	1987-88	Metzger, Walter E.....	1916-17
Lewis, Darrell.....	1989			Matte, Thomas R.....	1958-59-60	Mewhort, Jack.....	2010-11-12-13
Lewis, Donald B.....	1955			Mattey, George J.....	1948-49	Meyer, Theodore R.....	1925-26-27
Lewis, Doyle.....	1979-82			Matthews, Thomas.....	2002-03-04	Meyers, Russell L.....	1917
Lewis, Tyquan.....	2014-15-16			Matz, James F.....	1958-59-60	Michael, Paul.....	1954-55-56
Lickovitch, Gary.....	1987-88-90			Mawhirter, Aaron.....	2016	Michael, Richard J.....	1958-59
Liggins, Leandre.....	1998			Maxwell, Chris.....	2011	Michaels, Alton C.....	1922
Lincoln, James F.....	1901-03-05-06			Maxwell, Earl P.....	1912	Middleton, Richard R.....	1971-72-73
Lincoln, Paul M.....	1890-91			Maxwell, John R.....	1962	Middleton, Robert L.....	1960-61-62
Lindner, James E.....	1959-60			Mayer, Robert E.....	1944	Midlam, Max.....	1974-75-76
Lindsay, Kelton.....	1999			Mayes, Rufus L.....	1966-67-68	Miller, Andrew.....	2008-09-10
Lindsey, Kelvin.....	1982-83			Maynard, Lee H.....	1903	Miller, Braxton.....	2011-12-13-15
Lindsey, William L.....	1964			Mazeroski, Dave.....	1973	Miller, Carl J.....	1894-95-96
Liningier, Raymond J.....	1946-47-48-49			McAfee, John N.....	1933-34	Miller, Charles E.....	1953
Linsley, Corey.....	2010-11-12-13			McCafferty, Donald W.....	1941-42	Miller, Dee.....	1995-96-97-98
Lipaj, Cyril M.....	1942			McCall, DeMario.....	2016	Miller, Gary A.....	1964-65-66
Lippert, Elmer H.....	1971-72-73			McCallister, H. A.....	1898-07-08	Miller, James R.....	1937
Lishewski, Richard.....	1986			McCarthy, Timothy J.....	1924-25	Miller, Luke E.....	1920
Lisko, David.....	2007			McCarty, L. B.....	1908-09	Miller, Nick.....	1980-81
Lisle, Evan.....	2015-16			McCary, Will.....	2012	Miller, Norman.....	1995
Lister, Robert C.....	1961			McClain, W. B.....	1909-10	Miller, Ronald.....	1980
Livingston, Brian.....	1965			McClaurin, Terry.....	2015	Miller, Robert N.....	1935
Lloyd, Erastus G.....	1899-00-01			McClellion, Central..	1995-96-97-98	Miller, Ryan.....	1993-94-95-96
Loadman, Kevin.....	1998			McClure, Donald L.....	1927-28-29	Miller, Walter H.....	1890
Locke, Tony.....	1999-00			McClure, James A.....	1912	Miller, Steve.....	2011-12-13-14
Logan, Jeff.....	1974-75-76-77			McConagha, Arthur B.....	1905	Miller, William G.....	1943
Logan, Richard L.....	1950-51			McConnell, Arden L.....	1928-29	Miller, William M.....	1948-49-50
Lohr, Wendell.....	1937-38			McCormick, Robert W.....	1942	Milligan, Fred J.....	1927
Long, David W.....	1971			McCoy, John.....	1964-65-66	Mills, Leonard.....	1975-76-77-78
Long, Herbert.....	1910			McCoy, Matt.....	1992	Minshall, William E.....	1896-97-98
Long, Paris.....	1999			McCoy, Walter E.....	1911	Mirrick, Chester W.....	1961-62-63
Long, Paul.....	1991-92			McCray, Michael.....	1986-87-88	Mitchell, David.....	1997-98-99-00
Long, Thomas N.....	1922-23			McCullough, Bob.....	1949-50	Mitchell, Brandon.....	2003-04-05-06
Long, William E.....	1966-67-68			McCullough, Liam.....	2016	Mitchell, H. Jordan.....	1925

M

Maag, Charles.....	1938-39-40
Maag, Dennis.....	1993-94
MacCready, Derek.....	1987-88
MacDonald, Clarence.....	1916-18-19
Machinsky, Francis C.....	1953-54-55
Maciejowski, Ronald J.....	1968-69-70
Mack, Austin.....	2016
Mack, Richard W.....	1972-73-74
Mackey, Frederick C.....	1924-25-26
Mackey, J. E.....	1897
Mackie, Douglas.....	1976-77
Madro, Joseph C.....	1939
Maggied, Sol.....	1935-36-37
Maggs, Robert.....	1983-84-85-86
Mahaffey, William W.....	1932
Makridis, Dimitrious.....	2007
Makridis, George.....	2011-12-13
Maldonado, Sammy.....	2000-01
Malfatt, Mike.....	1994-95
Malone, Chris.....	2010
Maltinsky, Paul R.....	1943-44-45
Mamula, Charles.....	1962-63
Mandula, George E.....	1930
Mangiamelle, Richard C.....	1962
Mangold, Nick.....	2002-03-04
Mann, George T.....	1930
Manning, Ernest P.....	1907
Manyak, John N.....	1952
Manz, Jerry V.....	1948-49-50
Marcinick, Gary.....	1986
Marcus, Jamal.....	2012-13
Marendt, Thomas L.....	1971-72

LETTERWINNERS

- Mitchell, Kato 2015
 Mitchum, Kyle 2006, 08
 Mobley, Benjamin A. 1964
 Moeller, Gary O. 1960-61-62
 Moeller, Tyler 2007-08-10-11
 Moldea, Emil 1947
 Moler, William A. 1927
 Molls, Larry 1976
 Moherman, Austin 1999
 Moore, Damon 1995
 Moore, Steven 2002-03
 Momsen, Robert E. 1950
 Monahan, John Regis ... 1932-33-34
 Monahan, Thomas 1937
 Monnot, Dave 1990-91-92-93
 Montgomery, Joe 1996-98
 Moore, Anthony 1990
 Moore, Damon 1995-96-97-98
 Moore, Jimmy 1975-76-77-78
 Moore, J.T. 2011-13
 Moore, Thomas 1985-86-87-88
 Moorehead, Lewis S. 1921-22
 Morgan, Tommy Joe 1956-57
 Morrey, Charles B. 1890-91-92
 Morrill, David 1982-83-84
 Morrissey, Edward L. 1911-12-13
 Morrison, Fred L. 1946-47-48-49
 Morrison, Steven A. 1972-74
 Moses, Andrew 2008-09
 Motejzik, John J. 1944
 Mott, William H. 1953
 Mountz, Gregory L. 1971
 Moxley, Tim 1986-87-88-89
 Moyer, Bruce M. 1967
 Mrukowski, William 1960-61-62
 Muhlbach, John L. 1966-67-68
 Mullan, Patrick L. 1893
 Mummey, John 1960-61-62
 Munger, Donovan 2014-15
 Murphy, Kurt 1996-97-98-99
 Murphy, Rob 1996-97-98
 Murphy, Robert 1978-79-80
 Murray, Calvin 1977-78-79-80
 Murray, Najee 2012
 Myers, Cyril E. 1919-20-21
 Myers, Ord 1894
 Myers, Raymond 1980-81-82
 Myers, Robert C. 1952
 Myers, Russell L. 1917
 Myers, Steven 1972-73-74
- N**
- Nagel, William G. 1892-93-94
 Nagy, Alex 1957
 Nardi, Richard L. 1937
 Nasman, Bert H. 1930-31-32
 Navin, James J. 1920
 Neal, George V. 1934
 Neff, George E. 1943-44
- Neff, Robert L. 1958
 Neff, Scott 1982
 Nein, James R. 1964-66-67
 Nelms, Spencer 1981-82-83
 Nelson, Willie (Chico) 1990-91-92-93
 Nemecek, Andrew J. 1919-20
 Nesser, John P. 1927-28
 Nesser, William H. 1928-29
 Newell, William F. 1947-48-49
 Newlin, John M. 1940
 Newsome, Jon 2010
 Nichols, John H. 1923-24-25
 Nichols, Roy 1989-90
 Nickey, Donnie 1999-00-01-02
 Nicol, Rory 2004, 06-07-08
 Nicols, Frank B. 1893-94-95-96
 Nielsen, William B. 1967-68-69
 Niesz, Dale E. 1960
 Nixon, Thomas W. 1970-71-72
 Norman, Drew 2005
 Norton, Elisha S. 1893
 Norton, Frederick W. 1915-16
 Norwell, Andrew 2010-11-12-13
 Norwood, Josh 2016
 Nosker, William C. 1938-39-40
 Nosky, Richard E. 1953
 Novotny, George K. 1937
 Nuernberger, Sean 2014-15
 Nugent, Mike 2001-02-03-04
- O**
- Oates, James G. 1965
 Oberlin, Russell W. 1922-23
 O’Cain, Timothy 1981
 O’Dea, Stephen H. 1945
 Odom, Timothy 1984
 Offenbecher, Brent 1982
 O’Hanlon, Richard M. 1946-47-48-49
 Ohsner, Clarence S. 1927
 Okulovich, Andrew J. 1957
 Olds, Adam 2003
 Olds, Benjamin H. 1909-10
 Oliphant, Marshall T. 1931-32-33
 Olive, Bobby 1987-88-89-90
 Olivea, Shane 2000-01-02-03
 Oliver, Glenn F. 1943
 Oliver, Nate 2008-09-10-11
 Oliver, Robert H. 1901-02-03-04
 Oltorik, Ross 2012
 O’Morrow, Patrick ... 1986-87-88-89
 O’Neal, Jamario 2005-06-07-08
 O’Neill, Pat 2000-01-02
 Onrubia, Lorenzo R. 1907
 Openlander, Gerald P. 1925
 Oppermann, James D. 1968-70
 Orazen, Edward J. 1962-64
 Orosz, Thomas 1977-78-79-80
 O’Rourke, Larry 1974
 O’Shaughnessy, Joseph ... 1928-29
 Ost, Dave 1993
- Otis, James L. 1967-68-69
 Otis, Jim 2003
 Ott, Jason 1998-99
- P**
- Pace, Orlando 1994-95-96
 Pacentia, James 1975-76
 Padlow, Max 1932-33
 Pack, Craig 1981-82
 Pagac, Fred 1971-72-73
 Pagac Jr., Fred 1999-01-02-03
 Painter, William E. 1968
 Palahnuk, Michael 1981-82
 Palmer, James F. 1949
 Palmer, James 1988-89
 Palmer, James A. 1982-83
 Palmer, John V. 1964-66
 Palmer, Richard R. 1941-42-46
 Pargo, Corey 1990
 Parker, Albert E. 1962
 Parker, James 1954-55-56
 Parker, Roshawn 2004
 Parks, Ernest 1943-46
 Parry, Aaron 2015-16
 Parmele, G. W. 1909
 Parsons, Richard 1972-73-74
 Patchell, James H. 1922
 Patillo, Tim 1991-93-94
 Patrella, Vincent 2012
 Patterson, David ... 2003-04-05-06
 Patterson, Nick 2005-06-07-08
 Patterson, F. D. 1891-92-93
 Paul, Tito 1991-92-93-94
 Paulk, Foster 1989-90-91
 Pauley, Douglas 1980
 Pauley, Kenneth H. 1921-22
 Paulsen, Ron 1985
 Pavey, Robert M. 1910-11-12
 Payne, Marvin 2000
 Payton, Joel 1977-78
 Peabody, Dwight V. 1915-16-17
 Pearce, George D. 1891-92-93
 Pearson, Pepe 1994-95-96-97
 Peel, Jim 1987-88-89-90
 Pelini, Mark 1987-88-89-90
 Penn, Trent, 1982
 Penny, Sean 1997-98
 Penton, Joel 2003-04-05-06
 Peppe, Louis, J. 1931
 Perdue, Thomas H. 1959-60-61
 Perez, Marcus 1999-00
 Perini, E. Pete 1946-47-48-49
 Perkins, David 2012
 Perry, Joshua 2012-13-14-15
 Perry, William A. 1905-09
 Person, Ben 2005-06-07-08
 Petcoff, Boni 1922-23
 Peterson, Kenny 2000-01-02
 Peterson, John 1987-90
- Peterson, Martin B. 1951
 Peterson, William J. 1952
 Pettrey, Aaron 2006-07-08-09
 Pfister, Mark 1983-84
 Pflaumer, Dale R. 1956
 Phillips, Thomas G. 1946-47
 Phillips, Thomas W. 1937
 Piccinini, James A. 1939-40
 Pickerel, Louis E. 1913-14
 Pickett, Ryan 1998-99-00
 Pietrini, Louis 1974-75-76
 Pincura, Stanley 1933-34-35
 Pisanelli, Fred 1971
 Pitcock, Quinn 2003-04-05-06
 Pitstick, Anthony 1971
 Pittman, Antonio 2004-05-06
 Pixley, Lloyd A. 1918-19-21-22
 Placas, John G. 1941
 Plank, Ernest V. 1943
 Plank, Doug 1972-73-74
 Plummer, Ahmed 1996-97-98-99
 Polaski, Don M. 1967-68-69
 Pollitt, Harry W. 1968-69
 Poole, Loren W. 1898-99
 Pope, Brad 1992
 Popp, Milton F. 1928
 Porretta, Daniel J. 1962-63-64
 Porter, Juan 1993-94-95-96
 Porter, Douglas 1974-75-76-77
 Portsmouth, Thomas 1965-66-67
 Portz, Grover C. 1909
 Posey, DeVier 2008-09-11
 Potokar, Dan 2009
 Potter, Frank D. 1895
 Potthoff, William J. 1924
 Powell, Charles S. 1891-92
 Powell, Craig 1992-93-94
 Powell, Harold P. 1908-09-10
 Powell, J. E. 1901-03
 Powell, Scott 1986-87-88
 Powell, Tyvis 2013-14-15
 Powell, Theodore 1972-73
 Powers, Bret 1993
 Pretorius, Ryan 2006-07-08
 Price, Billy 2014-15-16
 Price, Lance 1987-89-90
 Priday, Paul 1942-45
 Prince, Isaiah 2015-16
 Provenza, Russell D. 1957
 Provitt, Vanness 1997-00
 Provost, Ted R. 1967-68-69
 Pryor, Ray Von 1964-65-66
 Pryor, Terrelle 2008-09
 Pulliam, Chad 1996
 Purdy, David B. 1972-73-74
 Purdy, Ross C. 1897
- Q**
- Queen, Heath 1998-99-00

LETTERWINNERS

R

- Rabb, John P. 1936-37-39
 Rabenstein, Howard P. 1930-31
 Radtke, Michael 1967-68-69
 Rainey, Cecil D. 1909
 Rambo, Ken-Yon 1997-98-99-00
 Ramstetter, Joe 2016
 Rane, Frank W. 1890
 Ranney, Arch E. 1902
 Raskowski, Leo 1926-27-28
 Rath, Thomas L. 1950-51
 Raymond, Arthur W. 1910-11-12
 Ream, Charles D. 1935-36-37
 Reboulet, LaVerne B. 1928
 Redd, John G. 1944-45
 Redmond, Jimmy 1997-98
 Reed, Malcolm 1926
 Reed, Verlon 2011
 Reed, William A. 1892-93-96
 Reed, William H. 1925-26
 Reemsnyder, R. C. 1904-05
 Rees, James R. 1942
 Rees, Trevor J. 1933-34-35
 Reese, Wayne G. 1961
 Reeves, Armani 2012-13-14-15
 Rehring, Steve 2004, 06-07-08
 Reichenbach, J. 1951-52-53-54
 Rein, Robert E. 1964-65-66
 Renner, Charles 1944-47-48
 Reynolds, Robert 2000-01-02-03
 Rhodes, Gordon M. 1916
 Rice, Taylor 2010-11-12
 Rich, Rocco J. 1971-72-73
 Richards, Charles J. 1897
 Richards, David P. 1955
 Richardson, Hamilton H. 1890-91-92
 Richardson, Jay 2004-05-06
 Richardson, Kevin 1982-83-84
 Richey, Lazerne A. 1896
 Richley, Richard C. 1965
 Richt, Fred H. 1894-95-96
 Ricketts, Karl 1901
 Ricketts, Ormonde B. 1961-62-63
 Ridder, Fred 1984-85-86-87
 Ridder, William E. 1963-64-65
 Riddle, Abner E. 1901-02
 Riehm, Christopher... 1979-80-81-82
 Rife, Roy E. 1918
 Rigby, Richard R. 1909
 Riggs, David R. 1926
 Rightmire, Robert 1898-00-01
 Riticher, Raymond J. 1952
 Rittman, Walter F. 1903
 Roach, Woodrow 1973-74-75
 Roark, Chris 2011
 Roberts, Jack C. 1961
 Roberts, Robert L. 1952-53
 Roberts, Stanley 1911
 Roberts, William 1980-81-82-83
 Robinson, Philip 1956-57
 Robinson, Joseph 1975-76-77-78
 Robinson, Trevor 2004-05-06-07
 Robiskie, Brian 2005-06-07-08
 Roby, Bradley 2011-12-13
 Roche, Tom 1974-76-77
 Rock, Chris 2014
 Rodriguez, Alex 1992-93-94
 Rodriguez, Camilo A. 1901
 Roe, John E. 1944-45
 Roemer, Wellington 1929
 Rogan, Greg 1984-85-86-87
 Rogan, Pat 1988
 Rolle, Brian 2007-08-10
 Roman, James T. 1966-67-68
 Roman, Nicholas G. 1966-67-69
 Ronemus, Thor 1950-51
 Rolle, Brian 2007-09
 Rose, Rob 2006-07-08-09
 Roseboro, James A. 1954-55-56
 Rosen, Andy 1939-40
 Rosen, John 1941
 Rosequist, Theodore A. 1932-33
 Ross, Derek 1998-00-01
 Ross, Everett 1986-87
 Ross, Lydell 2001-02-03-04
 Ross, Paul 1976-77-78
 Ross, Richard L. 1960
 Rosso, George A. 1951-52-53
 Rothrock, Phillip 1904-05-06
 Roush, Ernest J. 1934-35
 Roush, Gary S. 1968
 Rowan, Everett L. 1925-26-27
 Rowland, James H. 1959
 Rudge, William H. 1893-94
 Rudin, Walter M. 1934
 Rudzinski, Jerry 1995-96-97-98
 Ruehl, James J. 1952
 Ruhl, Bruce 1973-74-75-76
 Ruhl, Kyle 2008
 Rusnak, Kevin G. 1967-68-69
 Russell, Anderson . 2006-07-08-09
 Russell, Jake 2014
 Rutan, Hiram E. 1890
 Rutherford, William A. 1966
 Rutkay, Nicholas G. 1937
 Ruzich, Stephen 1950-51
 Ryan, Lee E. 1912
- S**
- Sabino, Etienne 2008-09-11-12
 Sack, Irving, A. 1928
 Saine, Brandon 2007-08-09-10
 Salley, Nate 2002-03-04-05
 Salvaterra, Joseph 1932
 Samuel, Curtis 2014-15-16
 Sander, Willard F. 1963-64-65
 Sanders, B.J. 2000, 03
 Sanders, Chris 1992-93-94
 Sanders, Darnell 1999-00-01
 Sanders, Daryl T. 1960-61-62
 Santschi, John 1940
 Sanzenbacher, Dane 2007-08-09-10
 Sanzenbacher, Walter... 1906-07-08
 Sarac, Nick 2014
 Sarkkinen, Eino 1940
 Sarkkinen, Esco 1937-38-39
 Sarringhaus, Paul H. 1941-42-45
 Saunders, Cedric 1990-91-92-93
 Saunders, Keith 1977
 Savic, Pandel 1947-48-49
 Savoca, James 1974-75-76-78
 Sawicki, Tim 1976-79
 Saxbe, Harry M. 1897
 Sayer, Delbert B. 1898-99
 Scannell, Michael P. 1971-72
 Schabo, Andrew 2000
 Schachtel, Sol H. 1906-07-08
 Schad, Albert F. 1913
 Schaeffer, George O. 1890
 Schaeffer, John F. 1908-09
 Schafer, Tim 2003-04-05-06
 Schafraath, Richard P. 1956-57-58
 Schear, Herbert 1927
 Scheiber, Arthur L. 1909-10
 Schiller, Richard T. 1952
 Schlegel, Anthony 2004-05
 Schlichter, Arthur 1978-79-80-81
 Schmidlin, Paul R. 1967-68-69
 Schneider, Michael 1977
 Schneider, Wilbur H. 1942-46
 Schnittker, Brandon 2002-03-04-05
 Schnittker, Max A. 1945-46
 Schnittker, Richard D. 1949
 Schoenbaum, Alexander 1936-37-38
 Schoenbaum, Leon H. 1941
 Schorv, Herbert J. 1904-05-06-07
 Schram, Fred 1970-01
 Schreiber, John M. 1897-98
 Schuck, Ryan 2009
 Schulist, Bernard H. 1922-23-24
 Schumacher, James W. 1952-53
 Schumacher, Kurt 1972-73-74
 Schutt, Tommy 2012-13-14-15
 Schwartz, Brian 1976-77-78-79
 Schwartz, Gerald 1952
 Schwartz, Grant 2007-08-09-10
 Schwartz, Robert M. 1915
 Schweitzer, Fred L. 1915
 Scott, Cyrus E. 1899-1900
 Scott, Dan 1971-73
 Scott, Darrion 2000-01-02-03
 Scott, Don E. 1938-39-40
 Scott, Dudley 1899-1900
 Scott, Herbert 1891
 Scott, James 2007
 Scott, James H. 1934
 Scott, Robert M. 1962
 Scott, Tim 2014
 Scott, Walter S. 1899-1900
 Secrist, Fred M. 1905-06-07-08
 Seddon, Charles E. 1916-17
 Sedor, William J. 1942
 Segrist, Charles... 1897-98-99-00-01
 Segrist, John L. 1897-98-99-00-01
 Seifert, Rick E. 1970-72
 Seiffer, Ralph E. 1924
 Seilkop, Kenneth 1959
 Selby, Samuel 1928-29-30
 Sensenbaugher, Dean S. 1943-47
 Sensibaugh, Mike 1968-69-70
 Senegal, Donald 2011
 Sexton, James R. 1938-39-40
 Shaffer, Jay 1986-87
 Shafor, Ralph W. 1911-12
 Shannon, Larry R. 1947
 Shavers, Alonzo 1994-95
 Shaw, Robert 1941-42
 Shazier, Ryan 2011-12-13
 Shedd, Jan W. 1955
 Sheldon, Charles T. 1904-06
 Sherman, John K. 1900
 Shifflette, Donald F. 1925
 Shoaf, Mick 1989-90-91
 Showalter, Michael 1986-87-89
 Shugarts, J.B. 2008-09-10-11
 Siems, Justin 2012
 Sika, Scott 2010
 Simindinger, Scott 1997
 Simone, John R. 1939-40
 Simmons, Jason 1990-91-92-93
 Simon, John 2009-10-11-12
 Simon, Richard E. 1969-70-71
 Simon, Charles 1974
 Simpson, Steve 1980-81-82
 Sims, Rob 2002-03-04-05
 Skillings, Vincent 1977-78-79-80
 Skinner, Jon 2005-06-07
 Skladany, Thomas 1973-74-75-76
 Skvarka, Bernie G. 1950-51
 Slade, Darius 2015
 Slager, Richard F. 1947-48
 Slough, Herbert 1925-27
 Slough, Ralph E. 1943
 Slusser, George C. 1942
 Slyker, William V. 1918-19-20-21
 Small, Ray 2007-08-09
 Smith, Antonio 2004-05-06
 Smith, A. G. 1950-51
 Smith, Brandon 2005-06-07-08
 Smith, Bruce R. 1970
 Smith, Carroll J. 1950-51
 Smith, Connor 2007-08-09-10
 Smith, Corey 2014-16
 Smith, Devin 2011-12-13-14
 Smith, Douglas 1984-85
 Smith, Dwight 1987-88

LETTERWINNERS

- Smith, Eric 2000
 Smith, Erick 2014-16
 Smith, Frank P. 1938
 Smith, Gregory 1990-91-92
 Smith, Harley W., Jr., 1945-46
 Smith, Herbert S. 1904
 Smith, Huston R. 1966-67
 Smith, Inwood 1934-35-36
 Smith, Jack E. 1933-34
 Smith, J. H. 1905
 Smith, Joseph 1979-80-81-82
 Smith, Larry W. 1965
 Smith, L.C. 1911
 Smith, Leonard J. 1910-11
 Smith, Richard S. 1930-31-32
 Smith, Robert G. 1967-68-69
 Smith, Robert P. 1968
 Smith, Robert S. 1990-92
 Smith, Rod 2011-12-13
 Smith, Rod 1990-91-93
 Smith, Spencer 2010-11
 Smith, Stewart 2012
 Smith, Ted 1973-74-75
 Smith, Troy 2003-04-05-06
 Smith, Will 2000-01-02-03
 Smurda, John R. 1972-73
 Smythe, John J. 1910
 Sneddon, Elvadore R. 1918
 Snedecker, W. A. 1893-94
 Snell, Matthew 1961-62-63
 Snow, Carlos 1987-88-89-91
 Snyder, A. J. 1896
 Snyder, Charles R. 1912-13-14
 Snyder, Laurence N. 1923
 Snyder, Nick 2014
 Snyder, Thomas L. 1944-47
 Sobolewski, John J. 1966-68
 Soltis, Edward 1985
 Sommer, Karl W. 1956
 Sorenson, Frank G. 1914-15-16
 Souders, Cecil B. 1942-43-44-46
 Southern, Clarence H. 1923
 Spahr, William H. 1962-63-64
 Spangler, Rich 1982-83-84-85
 Sparma, Joseph B. 1961-62
 Spears, Jeremiah G. 1938-39
 Spears, Thomas R. 1953-54-55
 Spellman, Alonzo 1989-90-91
 Spence, Noah 2012-13
 Spencer, George E. 1946-47
 Spencer, Evan 2011-12-13-14
 Spencer, Timothy 1979-80-81-82
 Spielman, Chris 1984-85-86-87
 Spiers, Robert H. 1919-20-21
 Spitler, Austin 2006-07-08-09
 Springer, George E. 1914
 Springs, Ron 1976-77-78
 Springs, Shawn 1994-95-96
 Sprinkle, Tracy 2015
- Spychalski, Ernest T. 1956-57-58
 Stablein, Brian 1989-90-91-92
 Stablein, Chris 1989-90
 Stackhouse, Raymond L. 1943
 Stafford, Mike 2002
 Staker, Loren J. 1942
 Stamp, Andy 1996
 Stanley, Bernie D. 1963
 Stanley, Bernierie 1993-94-95-96
 Stark, Samuel 1898
 Staysniak, Joseph 1986-87-88-89
 Stead, Nate 2000
 Steel, Harry D. 1922-23
 Steele, Ben 2001
 Steele, Rolland 1997
 Steinberg, Donald 1942-45
 Steinle, Charles E. 1897
 Stepanovich, Alex ... 2000-01-02-03
 Stephens, Kharim 2012
 Stephens, Larry P. 1959-60-61
 Stephens, Tim 1983
 Stephenson, Jack W. 1939-40-41
 Stevens, Jacob F. 1896
 Stier, Mark H. 1966-67-68
 Stillwagon, James R. 1968-69-70
 Stillwell, Obie 1994-95
 Stimson, George W. 1898
 Stinchcomb, Gaylord R. ... 1917-19-20
 St. John, Lynn W. 1900
 Stock, Robert H. 1964
 Stoeckel, Donald C. 1953-54-55
 Stolp, W. J. 1905-06
 Stoneburner, Jake 2009-10-11-12
 Stora, Joseph 1943
 Storer, Greg 1975-76-77
 Stottlemeyer, Victor R. 1966-67-68
 Stoughton, Brian 1995
 Stover, Byron E. 1911-12
 Stowe, John H. 1968
 Strahine, Michael 1977
 Straka, Mark 1973
 Stranges, Tony J. 1944
 Strausbaugh, 1938-39-40
 Strickland, Philip S. 1968-69-70
 Stringer, Korey 1992-93-94
 Strong, Terry 1970
 Stuart, John D. 1921
 Stultz, Daniel 1997-98-99-00
 Stungis, John J. 1943-46
 Sturrup, Fred 2000
 Sturtz, Karl L. 1949-50
 Styles, Lorenzo 1992-93-94
 Sualua, Nicky 1994-95
 Sullivan, John 1984
 Sullivan, John K. 1916
 Sullivan, John L. 1985-86-87-88
 Sullivan, Mark 1975-76-77-78
 Sullivan, Mark P. 1979-80
 Sullivan, Michael F. ... 1985-86-87-88
- Summers, Merl G. 1908-09-10
 Sumner, Jamie 1994-95
 Surface, Frank M. 1902-03-04-05
 Surington, Cyril T. 1927-28
 Sutherin, Donald P. 1955-56-57
 Swan, Earl G. 1902-03-04
 Swartz, Donald C. 1952-53-54
 Swartzbaugh, Charles B. 1913
 Swartzbaugh, John D. 1943
 Sweat, Andrew 2008-09-10-11
 Swinehart, Rodney 1946-47-48-49
 Sykes, W. E. 1897
- T**
- Taggart, Ed 1983-84-85-86
 Takacs, Michael J. 1951-52-53
 Tangeman, T. H. ... 1899-1900-01-05
 Tanner, Ron 2012-13-14
 Tanski, Victor T. 1932
 Tarbill, John W. 1899
 Tatum, Jack D. 1968-69-70
 Tatum, Rowland 1981-82-83
 Taylor, Alvin 1978
 Taylor, Brady 2016
 Taylor, Charles A. 1919-20-21
 Taylor, John L. 1920
 Taylor, Russell E. 1928-29
 Taylor, Walter 1991-92-93
 Teague, Willie "Merv" ... 1970-71-72
 Teifke, Howard A. 1943-46-47-48
 Templeton, David I. 1946-47-48
 Terna, Scott 1993-94
 Ternent, William A. 1952
 Terry, Curtis 2004-05-06, 08
 Theis, Franklyn B. 1955
 Thies, Wilfred L. 1933
 Thom, Leonard 1939-40
 Thoma, Jon 2007-08-09
 Thomas, Aurelius 1955-56-57
 Thomas, George B. 1905
 Thomas, James 1949
 Thomas, John R. 1943-44-45
 Thomas, Joseph R. 1933
 Thomas, Lamaar 2008-09
 Thomas, Michael 2012-14-15
 Thomas, Pat 1987-88-89
 Thomas, Richard J. 1951-52
 Thomas, Solomon 2008-09-11
 Thomas, Will C. 1965-66
 Thompson, David 2001-02
 Thompson, Ed 1974-75-76
 Thompson, Kenneth 1955-56
 Thompson, R. E. 1905-07
 Thompson, Rollin H. 1892
 Thornton, Robert F. 1952-53-54
 Thrower, John D. 1900-02-03-04
 Thrush, Jack 1990-92-93
 Thurman, A. G. 1893-95
 Tidmore, Samuel E. 1960-61
- Hill, Harrison 2006
 Tillman, Buster 1993-94-95-96
 Tillman, J. H. 1901-02
 Tilton, Josephus H. ... 1898-99-00-01
 Tingley, David R. 1959-61
 Titus, Clarence H. 1896
 Tobik, Andy Bill 1940
 Tolford, George K. 1959-60-61
 Tomczak, Michael 1981-82-83-84
 Toneff, George 1944-48-49
 Torrence, Devon 2008-09-10
 Tovar, Steve 1989-90-91-92
 Tracy, William P. 1906
 Trapasso, AJ 2005-06-07-08
 Trapuzzano, Robert 1969
 Trautman, George M. 1911-12-13
 Trautwein, Henry Bill. 1948-49-50
 Treat, W. G. 1910
 Trivisonno, Joseph J. 1955-57
 Troha, Richard J. 1969
 Trott, Dean W. 1919-20-21
 Tucker, Jack 2002
 Turner, E. C. 1902
 Turner, Irwin 1916
 Turnure, Zach 2016
 Tucci, Amel 1939
 Tupa, Thomas 1984-85-86-87
 Turano, Kyle 2004
 Tyler, Julius B. 1896
 Tyree, Andre 2005
 Tyrer, James E. 1958-59-60
- U**
- Uhlenhake, Jeff 1985-86-87-88
 Uhlenhake, Jeremy 2002
 Ujhelyi, Joseph A. 1928-29
 Ullery, Brent 2007
 Ullery, Jack C. 1925-27
 Ulmer, Edward 1960-61
 Underwood, Antonio 2011-12-14
 Underwood, Brandon 2006
 Underwood, E.J. 2002-03-04
 Unverferth, Donald V. ... 1963-64-65
 Updegraff, Winston R. 1922
 Urban, Harry N. 1897
 Urbanik, William J. 1967-68-69
 Uridil, Leo R. 1925-26-27
- V**
- Van Blaricom, Robert P. 1932
 Van Buskirk, Lear H. 1907-08
 Van Dyne, Kelley 1916-17
 Van Horn, Douglas C. ... 1963-64-65
 Van Raaphorst, R. W. 1961-62-63
 Vance, Chris 2001-02
 Vannett, Nick 2012-13-14-15
 Vanscoy, Norman J. 1960
 Vargo, Kenneth W. 1953-54-55
 Vargo, Thomas W. 1965

LETTERWINNERS

Varner, Martin D. 1930-31-32
 Varner, Thomas A. 1960
 Vavroch, William B. 1952
 Vecanski, Milan. 1970-71
 Verdova, Alex S. 1945-46-47-48
 Vickroy, William E. 1941-42
 Vivic, Donald J. 1954-55-56
 Victor, Ben. 2016
 Vogel, Robert L. 1960-61-62
 Vogelgesang, Donald A. 1960
 Vogler, Terry. 1977-78
 Vogler, Tim. 1975-76-77-78
 Volley, Ricardo. 1977-78-79
 Volzer, Donald H. 1920
 Von Schmidt, Walter G. 1927
 Von Swearingen, Fiske. 1909
 Vrabel, Mike. 1993-94-95-96
 Vuchinich, Michael N. 1931-32-33

W

Wagner, Jack, W. 1950-51
 Wagoner, John. 1987
 Wakefield, Richard. 1969-70-71
 Walden, Robert L. 1964-65-66
 Waldon, Larry. 1996-97
 Walker, Barry. 1983-84-85-86
 Walker, Dow R. 1902-03-04
 Walker, Gordon H. 1928
 Walker, Jack E. 1960
 Walker, Stephen E. 1971
 Wallace, Jack. 1960
 Wallace, Robert H. 1944
 Walter, Tyson. 1997-98-99-01
 Walther, Richard E. 1950-51
 Walton, Tim. 1990-91-92-93
 Wandke, Richard A. 1944
 Ward, Chris. 1974-75-76-77
 Ward, Denzel. 2016
 Ward, Grant P. 1912
 Warden, Leonard G. 1894
 Warfield, Paul D. 1961-62-63
 Warner, Duane A. 1960
 Warner, Geoff. 1986-90
 Warner, Stormy. 1988
 Warnke, Darik. 1997-98-99
 Warren, Lee G. 1905
 Warwick, Herbert S. 1904
 Washington, Aldophus. 2012-13-14-15
 Washington, Alvin. 1977-78-79-80
 Washington, Donald. 2006-07-08
 Washington, Taurian. 2008-09-10
 Wassmund, James A. 1956
 Wasson, Harold. 1922
 Wasson, Richard. 1963
 Wasson, Robert E. 1895-96-97
 Wasyluk, Nicholas. 1935-36-37
 Waters, E. C. 1904
 Watkins, Jene. 1959
 Watkins, Robert A. 1952-53-54

Watson, Otha. 1978
 Watson, Thomas. 1945-48-49-50
 Watts, Robert S. 1922-23-24
 Waugh, Charles A. 1970
 Waugh, Thomas. 1976-77-78-79
 Way, Rex D. 1907
 Wayne, Clinton. 1997-98-99-00
 Wears, Leland H. 1934
 Weaver, C. Robert. 1920-21
 Weaver, David A. 1953-54-55
 Weaver, J. Edward. 1970
 Webb, Ashanti. 1998
 Webb, Damon. 2014-15-16
 Weber, Fred C. 1898-99-00
 Weber, Mike. 2016
 Wedebrook, Howard. 1936-37-39
 Weed, Thurlow. 1952-53-54
 Welbaum, Thomas A. 1938-39
 Welch, John W. 1947
 Welch, Sirjo. 2004-05
 Welever, Arthur W. 1931
 Wells, Chris. 2006-07-08
 Wells, Jonathan. 1998-99-00-01
 Wells, Leslie R. 1908-09-10
 Wells, Maurice. 2005-06-07-08
 Wendler, Harold. 1923-24-25
 Wendt, Merle E. 1934-35-36
 Wentz, Burke B. 1925
 Wentz, William A. 1959-60
 Wersel, Timothy. 1972
 Wertz, George P. 1948-49
 West, Edward F. 1936
 Westbrooks, Jerry. 1999-00
 Westwater, James. 1896-99-00-01
 Wetzel, Charles J. 1908
 Wetzel, Damon H. 1932-33-34
 Whaley, Tyler. 2007
 Wharton, Homer F. 1898-99-00
 Wheeler, T. L. 1902
 Whetstone, Robert E. 1953-55
 Whipple, Charles A. 1905-06-07
 Whisler, Joseph G. 1946-47-49
 Whitacre, J.H. 1890
 White, C. C. 1892
 White, Claude. 1938-40
 White, Jan. 1968-69-70
 White, John T. 1942
 White, Loren R. 1957-58-59
 White, Stanley R. 1969-70-71
 White, Jr., Stanley. 2003-04-05-06
 White, Terry. 1984-85
 White, William. 1984-85-86-87
 Whitehead, Stuart F. 1938-39
 Whitfield, David A. 1967-68-69
 Whiting, Jordan. 2010
 Whitmer, Doug. 1982-83-84
 Whitner, Donte. 2003-04-05
 Wible, Calvin D. 1945
 Widdoes, Richard D. 1948-49-50

Wieche, Robert. 1917-19-20
 Wiggins, Larry. 1972
 Wilder, Thurlow C. 1920
 Wiles, A. O. 1902
 Wiley, Michael. 1996-97-98-99
 Wilhelm, Matthew. 1999-00-01-02
 Wilkerson, Keith. 1993
 Wilkins, Dwight. 1972
 Wilkinson, Dan. 1992-93
 Wilks, William C. 1951
 Willaman, Frank R. 1917-19-20
 Willaman, Samuel S. 1911-13
 Willard, Robert. 1973
 Williams, Albert C. 1943
 Williams, Cam. 2012-13-14-15
 Williams, David M. 1953-54
 Williams, Donald W. 1939
 Williams, Gary. 1979-80-81-82
 Williams, Joe J. 1935-36
 Williams, Lee E. 1955-58
 Williams, Marcus. 2007-08-09
 Williams, Mark. 1990-91-92-93
 Williams, Nathan. 2008-09-10-12
 Williams, Robert D. 1968
 Williams, Shad. 1970-71-72
 Williams, Timothy. 1990-91-92-93
 Williams, Tyrone. 2011
 Willott, Louis. 1974-75
 Willoughby, Jack. 2015
 Willis, Leonard. 1974-75
 Willis, Marcel. 1995-97
 Willis, William K. 1942-43-44
 Wilson, Andrew J. 1946-47-48-49
 Wilson, C. R. 1899
 Wilson, Donald A. 1932-33
 Wilson, Dontre. 2013-14-15-16
 Wilson, Jeff. 1995-96-97
 Wilson, John B. 1922-23-24
 Wilson, Lawrence. 2005-06, 08-09
 Winfield, Antoine. 1995-96-97-98
 Wingert, Albert C. 1930
 Winner, Steve. 2005
 Winrow, Jason. 1990-91-92-93
 Winters, Harold A. 1915
 Winters, Sam C. 1945
 Wiper, Donald W. 1920-21
 Wiper, Harold A. 1917-18-20
 Wisniewski, Steve. 1996-97-98-99
 Withoft, Clarence. 1891-92
 Wittman, Julius W. 1949-50-51
 Wittmer, Charles G. 1959-60-61
 Wolery, Scott. 1974
 Wolf, Ralph C. 1936-37
 Wolfe, Russell H. 1946
 Wood, Charles L. 1892
 Wood, Jamie. 2010-11
 Wood, Michael. 1984-85
 Woodbury, Chester. 1905
 Wooldridge, John. 1983-84-85-86

Worden, Dirk J. 1966-67-68
 Workman, Harry H. 1920-22-23
 Workman, Noel. 1920-21
 Workman, Vince. 1985-86-87
 Worley, Chris. 2014-15-16
 Worthington, Doug. 2007-08-09
 Wortman, Robert C. 1964
 Wright, David W. 1970
 Wright, Ernest H. 1958
 Wright, Ward. 1945
 Wright, William E. 1909-10-11
 Wuellner, Richard W. 1938-39

Y

Yards, Ludwig. 1932-33-34
 Yassenoff, Leo. 1914-15
 Yassenoff, Sol. 1913-14
 Yerges Sr., Howard F. 1915-16-17
 Yerges Jr., Howard F. 1943
 Yingling, Walter E. 1928
 Yonclas, Nicholas. 1963-64
 Yost, Benjamin P. 1898
 Youboty, Ashton. 2003-04-05
 Young, Donald G. 1958-59-60
 Young, Francis D. 1921-23-24
 Young, Louis C. 1938
 Young, Mike. 2003
 Young, Richard A. 1953-54
 Young, William G. 1925-27-28

Z

Zackeroff, Greg. 1985-86-87-88
 Zadworney, Frank S. 1937-38-39
 Zalenski, Scott. 1981-82-83-84
 Zangara, Donald. 1945
 Zarnas, Gust C. 1935-36-37
 Zavis, George J. 1941
 Zavistoske, George. 1941
 Zawacki, Charles E. 1955
 Zelina, Lawrence P. 1968-69-70
 Ziegler, Randall K. 1963
 Zima, Albert J. 1962
 Zimmer, Frank E. 1931
 Zincke, Clarence F. 1929
 Zinsmaster, John L. 1930
 Zizakovic, Srecko. 1986-88-89
 Zwick, Justin. 2004-05-06

ALL-TIME JERSEY LISTING

1

Atha, Robert 1978-81
 Berry, Gary 1996-99
 Britton, Bobby 2000-03
 Carter, DeWayne 1992-95
 Daniell, James L. 1939-40
 Dixon, Johnnie 2014-16
 Freeman, Marcus 2005-08
 Herron, Dan 2008-09-11
 Hiley, Dareus 2003
 Hull, James 1936
 Klaban, Eric 2000
 Lanese, Mike 1982-85
 Mathews, Thomas 2004
 McKee, David 1977
 Miller, Braxton 2015
 Minnix, Mark 2001
 Pincura, Stanley 1933-35
 Price, Lance 1987, 89-90
 Roby, Bradley 2012-13
 Schram, Fred 1970-71
 Skladany, Thomas 1973-76
 Smith, Erick 2014-15
 Torrence, Devon 2010
 Vujevich, Steve 1990
 Wilkins, Dwight 1972
 Wilson, Dontre 2013

2

Bryant, Christian 2010-13
 Carter, Cris 1984-86
 Doss, Michael 1999-02
 Edwards, Bernard 1988-91
 Eriksen, Chad 1999
 Fisher, Richard 1939-40
 Gayle, Shaun 1980-83
 Haw, Eric 2004-05
 Herron, Daniel 2007
 Howard, Ty 1994-96
 Jenkins, Malcolm 2005-08
 Johnson, Paul 1970-72
 Jones, David L. 1934
 Lattimore, Marshon 2014-15-16
 McEldowney, Douglas 1977
 Molls, Larry 1976
 Pryor, Terrelle 2008-09
 Shazier, Ryan 2013*
 Smith, Rod 2011-12-13
 Steele, Rolland 1997
 Taylor, Walter 1992-93
 Underwood, E.J. 2003
 Wasyluk, Nicholas 1936-37
 Wilson, Dontre 2014-15-16
 Ziegler, Major 1998
 Zuchengo, Albert 1938
 Zwick, Justin 2003

* Second half of season

3

Arnette, Damon 2016
 Beatty, Greg 1989, 92
 Brown, Corey (DB) 2010-11-12-13
 Budd, David 1976-77
 Childress, Brandon "Bam" .. 2001-04
 Conway, Blair 1972-73
 Doty, Jeff 1984-85
 Franklin, Khaleed 2014
 Groom, Andy 1998-99
 Guilford, Ira 2003
 Hall, Ted 1978-79
 Mitchell, David 1997-00
 Moore, Steven 2002
 O'Neal, Jamario 2005-08
 Palmer, James 1983
 Powers, Bret 1993
 Rabb, John P. 1936-37, 39
 Saine, Brandon 2007-08-09-10
 Sensibaugh, James M. 1968-70
 Stanley, Dimitrious 1994-96
 Stump, Wilson 1934-35
 Sweeney, Paul 1940
 Thomas, Michael 2014-15
 Webb, Damon 2015
 Vidis, Martin S. 1932-33
 Whately, Randy 1971
 Woolf, Scott 1981

4

Allen, Will 2003
 Barnett, C.J. 2010-11-12-13
 Bell, Kelvin 1981-83
 Berry, Jaamal 2009-10-11
 Birkholtz, Paul 1936
 Burrows, Norman 1978-80
 Coleman, Kurt 2006-08-09
 Ferrelli, Jeffery 1976
 Fuller, Jordan 2016
 Harley, Rob 2002
 Herbstreit, Kirk 1990-93
 Holmes, Santonio 2003-04-05
 Jackson, Josh 1995-96
 Keith, Randal T. 1972
 Keith-Jones, Emmett 1984
 Rambo, Ken-Yon 1997-00
 Rice, Elliot 1970-71
 Samuel, Curtis 2014-15-16
 Siegenthaler, Wes 1987-88
 Small, Ray 2006-07
 Smith, Jack E. 1933-34
 Strausbaugh, James E. 1938-40
 Vance, Chris 2001-02
 Wilkerson, Keith 1993
 Willott, Louis 1974-75

5

Alles, Todd 1974-75
 Cargile, Jeff 1984

Chekwa, Chimdi 2006-08-09-10
 Clarke, Dominic 2011
 Colson, Dan 1994-96
 D'Andrea, Mike 2002-06
 Dixon, Johnny 2015
 Dorris, Victor 1937
 Dukes, Albert 2004-07
 Edwards, Karl 1981-83
 Galloway, Joey 1991, 1993-94
 Heurman, Jeff 2014
 Laughlin, James 1977-79
 Lee, Dante 1989-90, 92
 Lewis, Darrell 1989
 Lightburn, Robert 1933
 Maldonado, Sammy 2000-01
 Marcinick, Gary 1985
 McBrayer, Tom 1972, 74
 McMillan, Raekwon 2014-15-16
 McNulty, Jim 1986
 Miller, Braxton 2011-12-13
 Ross, Everett 1986-87
 Sexton, James R. 1938-40
 Sivinsky, Daniel 1970-71
 Smith, Corey 2016
 Uhlenhake, Jeremy 2002
 Washington, Taurian 2008-09-10
 Wiley, Michael 1995, 97-99
 Williams, Camren 2012
 Wolery, Scott 1974

6

Baird, Steve 1994
 Bettridge, John 1936
 Canestraro, Joe 1986
 Dale, Michael D. 1970
 Everett, Tyler 2003-05
 Gibson, Torrence 2015
 Grant, Cie 1999-02
 Grant, Larry 2006-07
 Griffey, Craig 1990
 Heekin, Richard J. 1933-35
 Holland, Jamie 1986
 Hubbard, Sam 2015-16
 Klaban, Tom 1974-75
 Louis, James 2010
 McGuire, Travis 1992-93
 O'Morrow, Patrick 1988-89
 Redmond, Jimmy 1995-98
 Sabino, Etienne 2009-10-11-12
 Schwartz, Grant 2008
 Spencer, Evan 2013-14
 Stephens, Tim 1983
 Strahine, Michael 1977
 Thompson, Monty 1971-73
 Zadworney, Frank S. 1937-39

7

Antenucci, Frank L. 1934-36
 Castignola, Gregory 1977-79

Clark, Vincent 1988-90
 Crooks, Duane 1999
 Fordham, Forrest P. 1937-38
 Gamble, Chris 2002-03
 Galloway, Joey 1992-94
 Ginn Jr., Ted 2004-06
 Germaine, Joe 1995-98
 Gordon, Denman 1984-86
 Greene, Cornelius 1973-75
 Hall, Jordan 2009-10-11-12-13
 Haskins, Dwayne 2016
 Henton, Antonio 2006-07
 Hines, Jermale 2007-08-09-10
 Howard, Travis 2011-12
 Marshall, Jalin 2015
 Offenbecher, Brent 1982
 Parker, Roshawn 2001
 Ross, Derek 1999-01
 Thomas, Joseph R. 1933
 Thomas, Lamar 2008-09
 Thompson, Homer 1989
 Webb, Damon 2014-16
 Wynn, Herbert 1940
 Yoder, Mike 1988
 Zeune, Roger 1970-71

8

Allen, Dionte 2011
 Bellisari, Steve 1998-01
 Boucher, Arthur F. 1934-35
 Carter, Drew 2002-03
 Conley, Gareon 2015-16
 Cothran, Jeff 1991-93
 Cunningham, Dan 1971
 Ezzo, Billy 1972-74
 Gant, Aaron 2006-08-09-10
 Gasper, Courtney 1984
 Gerald, Rod 1975-78
 Green, Jeff 2013
 Hall, Roy 2004-06
 Jackson, Stanley 1993-97
 Keuchler, Lamar 1982
 Langhurst, Earl J. 1938-40
 Leach, Scott 1984-86
 McDonald, James A. 1936-37
 McTier, David 1979-80
 Moore, J.T. 2013
 Niehoff, Kevin 2014
 Olive, Bobby 1988-90
 Posey, DeVier 2008-09-11
 Smith, Mark 1987-88
 Spence, Noah 2012-13

9

Alders, Gary 1981-82, 84
 Baird, Steve 1995
 Beltz, Richard H. 1934-35
 Bolyard, Tom 1985-86
 Booth, William R. 1936

ALL-TIME JERSEY LISTING

Boston, David.....1996-98
 Bryant, Ricky 1999-01
 Carter, Duron..... 2009
 Cornell, Jashon..... 2015-16
 Frank, Jason1988-90
 Griffin, Adam 2010-11-12
 Hartline, Brian2006-08
 Jackson, Josh1993-94
 Knisley, Heath 1996
 Marsh, Tim 1984
 Moore, J.T..... 2013
 Mortin, Mike1987
 Murphy, Bob..... 1972-73
 Nein, James R.....1967
 Paul, Tito1991-95
 Reed, Verlon 2011-12
 Rose, Rob..... 2006-08-09
 Scott, David.....1938-40
 Scott, Tim 2014
 Shabazz, Raheem 2000-01
 Shea, Garrett..... 1996
 Smith, Devin2013-14
 Taylor, Alvin1978
 Thompson, Ed.....1974-76
 Ullery, Brent 2005
 Victor, Binjimen..... 2016
 Weaver, Bryan 2002
 Whitner, Donte 2003-04-05
 Zwick, Justin 2002

10

Bettridge, John W.1934-35
 Brown, Corey (WR).....2010-11-12-13
 Burrow, Joe..... 2015-16
 Cannavino, Michael L.1946-48
 Cooper, Joe..... 1998- 01
 Cramer, Carl F. 1933
 Hamilton, Ray L.....1949-51
 Holmes, Jalyn2014-15
 Houston, Dave 1989
 Hoying, Tom 1993-97
 Isaman, Derek.....1986-88
 Kern, Rex W..... 1968-70
 Kessel, Joel..... 1992
 Lang, Mark1974-75
 Ledman, Kenneth..... 1955
 Matus, Paul..... 1942
 McAllister, David 1988
 McLellan, Jenova 1990
 Phillips, Thomas W.1937
 Rosen, John 1941
 Saunders, Keith.....1977
 Schlichter, Arthur..... 1978-81
 Shazier, Ryan.....2011-12-13
 Smith, Troy 2002-06
 Spangler, Rich1982-85
 Stranges, Tony J..... 1944
 Terry, Carl..... 1939
 Torrence, Devon 2007-08-09

11

Barnes, Ronald..... 1956
 Bell, Dorian 2009-10
 Bell, Vonn 2013-14-15
 Boudrie, James 1953
 Brugge, Robert S. 1944, 46-47
 Cook, Justin 2015-16
 Cowman, Randall..... 1970-72
 Curtis, Clarence1981-83
 Dobbs, Bennie1934
 Elliot, Ray..... 1938
 Ernst, Richard.....1951-52
 Fortney, Douglas.....1962-63
 Giesler, Mike 1988
 Gillian, Lonnie R.1967-69
 Gonzalez, Anthony.....2003-06
 Graf, Jack R.1939-40
 Graham, Kent 1990-91
 Harrell, James.....1975-77
 Hill, Steve1984-85
 Holmes, Jalyn 2016
 Hurley, Bo.....1992
 Key, Keith 1984
 Liptak, Steve 1933
 Lynn, George M..... 1941-42
 Mack, Austin..... 2016
 Matlock, Bill.....1987-88
 McNutt, Richard.....1999-02
 Nardi, Richard L.1937
 Niemeyer, Bryan 1992
 Pulliam, Chad 1996
 Sabino, Etienne..... 2008
 Schoenhof, Rob2007
 Scott, James2007
 Stoneburner, Jake 2008-09-10-11-12
 Sturtz, Karl L.....1949-50
 Thomas, Will C.1965-66
 Verdova, Alex S..... 1945
 Waller, Francis..... 1935
 Watson, Otha1978
 Williams, Albert C.....1943
 Winfield, Antoine.....1995-98
 Young, Mike 2000-03
 Zban, Mark.....1993-94

12

Auer, John J. 1953
 Barclay, Devin2007-08
 Biel, William J. 1945
 Bruney, Fred K.1950-52
 Bruney, Robert O.....1962-63
 Brungard, David A..... 1967-68
 Cartwright, Ernest..... 1936
 Clark, James 1947-49
 Cochran, Nick.....1988-89
 Crooks, Duane 2000
 Deshler, Dane 1956
 Fox, Tim..... 1972-75
 Frantz, Matthew1986-87

Grant, Doran 2011-12-13-14
 Guess, Michael..... 1976-79
 Hallabrin, John D.1939-40
 Haupt, Richard A.....1959-60
 Hilsenroth, Troy..... 1989
 Jenkins, Michael 2000-02
 Jones, Cardale..... 2012-13-14-15
 Lane, Garcia1981-83
 McCoy, John1964-66
 Miller, James R.....1937
 Moherman, Austin.....1997-99
 Moore, Ross 1970-72
 Pickens, Joe..... 1991
 Pope, Brad 1992
 Powelson, Myron 1944
 Rees, Trevor J. 1933-35
 Sanzenbacher, Dane2007-08-09-10
 Schneider, Wilbur H. 1942, 46
 Skalitzky, Brendan 2016
 Tillman, Michael "Buster" ..1992-96
 Ward, Denzel..... 2015-16
 White, Terry1984-85
 Williams, Raymond..... 1954
 Zwick, Justin 2004-06

13

Amos, Andre2005-08-09
 Apple, Eli 2013-14-15
 Berry, Rashod..... 2016
 Bradshaw, Morris1973
 Cacchio, Chad.....1999-2000
 Clarett, Maurice 2002
 Collier, Stephen..... 2014-15-16
 Faler, Michael.....1977
 Guiton, Kenny 2009-10-11-12-13
 Harris, Maurice 1999
 Jacobs, Matt..... 1993
 Jacobs, Harlan2001-04
 Jankievski, Vlade.....1978-80
 Johnson, Barry 1965
 Kacsandi, Ben2004-08
 Moore, Damon1994-98
 Neff, Scott 1983
 Nelson, Willie "Chico"1990-93
 Norley, Walter1981-82
 Otis, Jim 2001
 Powell, Scott1986-88
 Pugh, Brady..... 1988
 Rickey, Frank..... 1940
 Vann, Julian..... 2010-11
 Williams, Joseph1935-6
 Wilson, Donald A.....1932-33

14

Augenstein, Jack G..... 1953
 Barnett, C.J. 2009
 Barnett, Orlando T.....1963-65
 Bauserman, Joe.. 2007-08-09-10-11
 Beerman, Raymond O.....1957

Belli, Roxie..... 1935
 Chattams, Angelo 2001
 Childress, Brandon "Bam" 2000
 Ciepiela, Matthew2004-05
 Doyle, Richard A. 1950, 52
 Elliott, Samuel 1965-67
 Gordon, George D.1947
 Grant, Curtis 2011-12-13-14
 Hartline, Brian 2005
 Haver, Mark..... 1985
 Hess, Brice.....1959-60
 Hill, K.J. 2015-16
 Hoying, Robert.....1992-96
 Jackson, Paul 1946
 Jones, Keandre 2016
 Kelly, Robert 1971
 Kumerow, Eric..... 1984-87
 Langley, Victor 1981
 Mascio, Joseph1944
 Massie, Edmund 1940
 McAfee, John N. 1933-34
 McCutcheon, Gary 1973-75
 McKenna, James 1945
 Norwood, Joshua 2015
 Oliver, Nate2007-08
 Priestly, David 1997-98
 Reed, verlon..... 2010
 Russell, Jake 2013-14
 Schwartz, Brian 1976-79
 Sedor, William J..... 1941-42
 Slager, Richard F. 1948
 Smith, Antonio..... 2002-06
 Smith, Bruce R. 1970
 Stablein, Chris.....1989-90
 Steele, Rolland 1996
 Wedebrook, Howard N.....1936-38

15

Boston, William 1934-35
 Boyle, William..... 1971-72
 Chiappini, Albert 1949
 Craig, George 1956
 Crissy, Mike1991-92
 Davis, Wayne..... 2016
 Deeks, Harry 1951
 Derbyshire, John..... 1963
 Elliott, Ezekiel..... 2013-14-15
 Fill, John.....1964-66
 Frey, Greg 1987-90
 Hall, Tony..... 1961
 Howard, Cameron 2015-16
 Jackson, James 2009-10
 Knecht, Gilbert1952-53
 Lishewski, Richard 1986
 McCleary, Tony..... 1948
 McMullen, Scott1999-03
 Miller, Dee1994-98
 Morgan, Luke2013-14
 Oliver, Nate 2009

ALL-TIME JERSEY LISTING

Pacenta, James..... 1975-76
 Perry, Joshua 2012
 Polaski, Don M. 1967-69
 Ross, Paul..... 1976
 Ruhl, Kyle 2005-08
 Sensenbaugher, Dean S. 1947
 Simone, John R. 1939-40
 Smith, Devin..... 2011-12
 Springer, Fred 1936
 Tomczak, Michael 1981-84
 Trapasso, A. J. 2004-08
 Vogelgesang, James 1933
 Washington, Alvin 1977-80
 Wentz, William A. 1959-60
 Wolfe, Russell H. 1946
 Zetts, Gary..... 1970

16

Archer, Jack 1954
 Armstrong, Michael..... 1967
 Barrett, J.T. 2013-14-15-16
 Becker, Dave..... 1995
 Bodenbender, David G. 1964
 Burrows, Cam 2013-14-15
 Cannavino, Joseph P. 1955-57
 Chancey, Mike..... 1987-88
 Davis, Jeff 1971-73
 Domicone, Zach .. 2008-09-10-11-12
 Garcia, Mark..... 1996-98
 Giesler, Mike 1989
 Gorley, Rodney..... 1979-80
 Harrison, Preston 1991-94
 Hatcher, Andre 1994-95
 Johnson, Kenneth E. 1960
 Kabealo, John 1933-35
 Kabealo, Michael 1936-38
 Karsatos, James..... 1983-86
 Kinkade, Thomas J. 1939-41
 Klevay, Walter S. 1949-51
 Krenzler, Craig 1999-03
 Marshall, Clyde 1945
 Oltorik, Ross..... 2008-09
 Peyton, Leroy 1966
 Robinson, Trevor 2004-07
 Ross, Paul..... 1977-78
 Ross, Tony 1975
 Schoenhof, Rob 2005-06
 Schuck, Ryan..... 2008-09
 Smith, Willie 1974
 Spencer, Evan 2011-12
 Sweeney, Paul..... 1941
 Tingley, David R. 1959, 61
 Verdova, Alex S. 1946-48
 Zelina, Larry P. 1968-70

17

Backus, Clark 1982-83
 Baker, Jerome..... 2015-16
 Bartschy, Ross D. 1937-39

Bell, Sean 1985-87
 Belmer, Cliff..... 1978
 Boeckman, Todd 2004-08
 Bruce, Earl..... 1951
 Buchanan, Ben 2008-09-10-11-12
 Butler, Devonte 2013
 Cash, Jeremy 2011
 Dinan, Doug 1988
 Fisher, Richard 1945
 Frazier, Rashad 2014
 Freeman, Marcus..... 2004
 Galloway, Timothy..... 1979-80
 Holmes, Santonio 2002
 King, Percy 1995-99
 Knecht, John 1936
 Kolk, Craig..... 2002
 Lambert, Howard L. 1961
 Lucki, Martin..... 1970-71
 Marshall, Jalin 2013-14
 McFadden, Rick 2001
 McMurray, Preston 1956-58
 Meinderling, Wesley 1965-66
 Mitchell, Kato 2014
 Moore, Theodore..... 1990
 Morrison, Steven A. 1972, 74
 Nichols, Harold 1940
 Onyejekwe, Emeka 2000
 Richburg, James 1975
 Sanders, Chris..... 1991-94
 Sarac, Nik..... 2014
 Saunders, C. J. 2016
 Schwartz, Grant..... 2009-10
 Siems, Justin 2009-10-11-12
 Stamp, Andy..... 1996-97
 Trapuzzano, Robert..... 1969
 Van Meter, Howard 1935
 Wagner, John 1987
 Wetzel, Damon H. 1932-34
 Willis, Zach 2006-07
 Woolf, Scott..... 1980

18

Adderly, Nelson..... 1965
 Amlin, George P. 1966
 Baffer, Stewart 1961
 Bryant, Che 1994-96
 Clark, Donald 1956-58
 Clements, Nate 1998
 Clift, Gary..... 1987
 Cooper, Jonathon 2016
 Galbraith, Jim 1945
 Gambrell, DerJuan..... 2011
 Groom, Andy 2001-02
 Hare, Gregory 1971-73
 Hilsenroth, Troy 1988
 Hounshell, Chase..... 2016
 Howard, Travis 2008-09-10
 Huwer, Charles..... 1946
 Johnson, Tate..... 1998

Lawless, Michael..... 2015
 Lindsay, Kelton 1999-00
 Lisko, David..... 2004-07
 Lyons, Devon 2004-07
 Locke, Tony 1998
 Maciejowski, Ronald J. 1968-70
 Mitchell, Kato 2013-14-15
 Murray, Najee 2012
 Novak, Joseph 1940
 O'Cain, Timothy 1981
 Otis, Jim 2002-03
 Prather, Pete 1974-75
 Ross, Johnny 1983
 Scott, Robert M. 1962
 Smith, Francis 1938
 Vickroy, William 1941
 Volley, Ricardo 1977
 Vuchinich, Michael N. 1931-33
 Walton, Tim 1990-93
 Wansack, Andy..... 1939
 Wendt, Merle E. 1934-36
 Williams, Lee E. 1955
 Williams, Tyrone 2010-11-12

19

Alexinas, Edward 1940
 Andrews, David..... 2001
 Andrews, William 1981-82
 Archer, Stewart "Mickey" 1975-76
 Barre, B.J..... 2000-01
 Bender, Edward A. 1968
 Bliss, Keith H. 1937-38
 Boone, Le Andre 2002
 Canestraro, Joe 1987
 Conley, Gareon 2013-14
 Glover-Williams, Eric 2015-16
 Graham, Taylor 2010-11
 Harden, Derek 2004-06
 Hill, Steve 1983
 Howell, Carroll 1952-54
 Johnson, Orhian... 2008-09-10-11-12
 Jones, Demetrius..... 1997
 Karcher, James N. 1934-35
 Kilgore, David S. 1958-59
 Klein, Robert J. 1960-62
 Knisley, Heath 1995
 Maloney, Robert..... 1938
 Lamka, Donald 1969-71
 Lord, James 1956
 Orosz, Thomas 1977-80
 Payne, Aaron 1991
 Plummer, Ahmed..... 1995-99
 Purdy, David D. 1972-74
 Ramstetter, Joe..... 2013-14-15-16
 Ratliff, Eli..... 2012
 Russell, Matt..... 2002
 Starks, Eric 1993
 Tupa, Thomas..... 1984-87
 Underwood, Brandon 2004-06

Washington, Taurian 2007

20

Bell, William..... 1939-40
 Berger, Jon..... 1990-91
 Borton, John R. 1951-54
 Cacchio, Chad..... 1997-98
 Clements, Nate 1999-00
 Colzie, Neal 1972-74
 Conwell, Chris..... 2002
 Doup, Russell 2010-11-12
 Durtschi, William R. 1942
 Franklin, Khaleed..... 2015-16
 Gales, Charles P. 1935-36, 38
 Hall, Maurice 2001
 Haller, Tim 1986
 Hecker, Robert..... 1943
 Howard, Tyrone 1992-93
 Jones, Ben 1960
 Kinsey, Marvin C. 1970-71
 Lee, Dante..... 1989
 Lindsey, Kelvin 1982-83
 McClellion, Central..... 1994-98
 McDaniel, Devlin..... 2014
 Mills, Leonard..... 1975-78
 Moore, Steven..... 2003
 Newcomer, Mark..... 1964-65
 Oliver, Nate 2010-11
 Oltorik, Ross..... 2012
 Parker, Roshawn 2002-04
 Pettrey, Aaron 2005-08-09
 Pipoly, James E. 1933-34
 Powers, William..... 1996-67
 Price, Charles 1962-63
 Sharp, William 1969
 Smith, Dwight..... 1987-88
 Tanner, Ron 2013-14
 Wagner, Jack W. 1951
 Washington, Donald 2005-08
 Weber, Mike 2015
 Zavistoske, George..... 1941

21

Andrulis, Frank..... 1970
 Benis, Michael K. 1960
 Burton, Arthur F. 1967-69
 Campbell, Parris..... 2014-15-16
 Carlin, Earl V. 1939-40
 Cook, Donald 1936
 Delaney, Kevin 1985
 Dumas, Zach 1986-89
 Forte, Trevon..... 2015-16
 Gentry, Tyson 2004
 Johnson, Kenneth E. 1961
 Johnson, Ricky..... 1977-78, 80
 Jones, Tim 1985
 Kern, Carl 1972-73
 Maloney, Robert..... 1937
 McDaniel, Devlin..... 2013

ALL-TIME JERSEY LISTING

Midlam, Max.....1974-76
 Moore, C.J.....1999
 Parnell, Chris.....2000
 Patillo, Tim.....1991-94
 Perini, Pete E.....1947-48
 Peterson, William J.....1952
 Plank, Ernest V.....1943
 Richardson, Kevin.....1982-84
 Russell, Anderson.....2006-08-09
 Russell, Jake.....2011
 Salley, Nate.....2002-04-05
 Samuels, James.....1957
 Sander, B.J.....1999-03
 Sanders, Charlie.....1995, 97-98
 Sheehee, Greg.....1993-94
 Thomas, Earl.....1934-35
 Whinnery, Glenn.....1933
 Wood, Jamie.....2010-11-12

22

Aleskus, Joseph P.....1937-38
 Allegro, Joe.....1975-77
 Allen, Brian.....1984
 Anderson, Charles C.....1939-40
 Anderson, Cedric.....1980-83
 Colson, Dan.....1993
 Cupe, Tony.....1986-88
 Darnell, Dale.....1967
 Dawson, Dino.....1984
 Diehl, Lowell.....1945
 Gales, Richard.....1971-72
 Hayden, Leophus.....1968-70
 Horvath, Leslie.....1942, 44
 Humphrey, Hayden.....1985
 Kremblas, Francis T.....1956-58
 Leggett, William D.....1952-54
 Oliphant, Marshall T.....1931-33
 Parks, Ernest.....1943
 Paulk, Foster.....1989-92
 Slager, Richard F.....1947
 Stewart, Patrice.....1990
 Volley, Ricardo.....1978-79
 Vuchinich, Walter.....1935
 Wallace, Jack.....1959-61
 Yonclas, Nicholas.....1963-64

23

Arledge, Richard.....1951
 Barclay, Devin.....2009-10
 Battista, Thomas.....1971
 Cassidy, Craig.....1973-75
 Chonko, Arnie.....1963-64
 Compton, Jeff.....1984-86
 Crawford, Thomas E.....1957
 Crow, Fred.....1935-37
 Fontes, Arnold P.....1965-66
 Gorley, Rodney.....1983
 Hagan, Chad.....2010-11
 Hicks, Marc.....1988

Howard, Fritz.....1939-40
 Huston, Josh.....2000-04-05
 Keller, Matt.....1995-99
 Koder, Robert.....1952
 Lewis, Doyle.....1979, 82
 Lister, Robert C.....1959-61
 McDaniel, Devlin.....2015-16
 Patterson, Nick.....2006-08
 Petroff, Scott.....2001-02
 Powell, Tyvis.....2012-13-14-15
 Rusnak, Kevin G.....1967-69
 Spencer, George E.....1946
 Springs, Ron.....1976-78
 Szymanowski, Andy.....2000
 Terna, Scott.....1994
 Vickers, Tim.....1990
 Williams, Isaiah.....2014
 Williams, Tim.....1990-93
 Wint, Jahsen.....2016
 Wood, Jamie.....2009

24

Anderson, Thomas.....1948
 Basil, Drew.....2010-11-12-13
 Berry, Rashod.....2015
 Burgett, Richard K.....1941
 Campana, Thomas.....1969-71
 Chancey, Mike.....1986
 Cisco, Jeff.....1981-82
 Crosby, Curtis.....1999-00
 Doolittle, Francis W.....1946-47
 Ellwood, Franklin D.....1955-56
 Ellwood, Richard P.....1950
 Elmore, Carmie.....1994-96
 Ferrelli, Guy.....2014
 Fields, Jerry E.....1958-59
 Fisch, Frank.....1933-35
 Fulton, Scott.....1997-99
 Gentry, Tyson.....2005-08
 Groom, Andy.....2000
 Hall, Richard.....1999
 Harper, Roger.....1990-92
 Hawkins, Kierre.....2016
 Hooker, Malik.....2014-15-16
 Hunter, Charles.....1977
 Jordan, Ron.....1983
 Knisley, Heath.....1992
 Lamb, Steven.....1978
 Lee, Maurice.....2001
 Long, William E.....1966-68
 MacDonald, W.....1942
 Marker, Jim.....1943
 Myrick, Charles.....1988
 Parsons, Richard.....1972-74
 Roberts, Mike.....2002-04-05
 Rutkay, Nicholas G.....1937
 Rutledge, Tim.....1987-89
 Schwartz, Grant.....2006-07
 Smith, Rod.....2010

Sparma, Joseph B.....1961-62
 Springs, Shawn.....1993-96
 Walker, Jack E.....1965
 Wambold, Ed.....1945
 Wandke, Richard A.....1944
 Williams, Marcus.....2006-08-09
 Weed, Thurlow.....1952-54
 Wood, Michael.....1985
 Woodard, Shawn.....1990

25

Barrington, Thomas.....1963-65
 Bell, Todd.....1977-80
 Bradshaw, Morris.....1971-72
 Brungard, George.....1935
 Curcillo, Tony.....1950-52
 Dunn, Bri'onte.....2012-13-14-15
 Fekete, Steven.....1967
 Fields, Sean.....1989
 Gentry, Robert.....1973
 Glass, Onesiaum.....2009
 Jackson, Jermon.....1994-98
 Karow, Robert.....1955
 Kelleher, Logan.....2015-16
 Kelly, Rob.....1992-93
 Kleinfelder, Kenneth.....1936
 McDuffie, Edward.....1981
 Mummey, John.....1960-62
 Nickey, Donnie.....1999-02
 Niehoff, Kevin.....2013
 Ntukogu, Chris.....1988
 Okulovich, Andrew J.....1957
 Ost, Dave.....1992-93
 Pentello, Rocco.....2007-08-09
 Perkins, David.....2012
 Petrella, Vincent.....2010-11
 Pittman, Antonio.....2004-06
 Roby, Bradley.....2010-11
 Sarkkinen, Esco.....1937-39
 Savic, Pandel.....1947-49
 Sloan, Gary.....1970
 Snow, Carlos.....1987-91
 Spicheck, William.....1959
 Weber, Mike.....2016
 Wooldridge, John.....1983-86
 Yerges, Howard S.....1943

26

Adulewicz, Casimir T.....1959
 Allen, Will.....2000-02
 Anderson, William T.....1968-70
 Barnes, Jarrod.....2015-16
 Bohlman, Jeff.....1988-90
 Coleman, Kenneth.....1941-42
 DeFillippo, Joe.....1972
 Ehrsam, John H.....1944-45
 Gayle, James.....1979-82
 Greider, Robert.....1934
 Gwinn, Anthony.....1993-96

Harris, Nate.....1985-86
 Heyman, Joseph.....1933
 Hyde, Carlos.....2010
 McCarty, Bill.....1943
 Moeller, Tyler.....2006-08-09-10-11
 Mrukowski, William.....1960-62
 Niehoff, Kevin.....2012
 Nosker, William C.....1938-40
 Palmer, Richard R.....1943
 Reeves, Armani.....2012-13-14
 Roche, Tom.....1974-77
 Schabo, Andrew.....1998-00
 Scott, Tim.....2013
 Sharpp, Warren.....1971
 Smith, Robert S.....1991-92
 Theis, Franklyn B.....1955
 Tuffin, Brian.....1986-87
 Unverferth, Donald V.....1963-65
 Webb, Ashanti.....1998
 Wertz, George P.....1948-49
 Wise, Patrick.....2015
 Williams, Antonio.....2016
 Youboty, Ashton.....2003-05
 Zarnas, Gust C.....1935-37

27

Brown, Ard.....1975-76
 Brown, David.....1986-89
 Cumiskey, Frank S.....1934-36
 Dawson, John.....1988
 Ellis, Ray.....1977-80
 Flanagan, Richard E.....1944
 Galloway, Joey.....1990
 George, Eddie.....1992-95
 Gillman, Sidney.....1931-33
 Hallway, Dave.....1989
 Hill, Douglas.....1981-83
 Holycross, Tim.....1972-74
 Johnson, Girmar.....1991
 Kaylor, Ronald L.....1964
 Keith-Jones, Emmett.....1983
 Kozel, Steve.....1988
 Lilienthal, Robert.....1954-55
 Lopes, Troy.....1991
 Marmie, Larry.....1961
 Priday, Paul.....1945
 Royal, Clarence.....1994
 Slovak, Emil.....1943
 Spears, Jeremiah G.....1938-39
 Stevenson, Dan.....1951
 Westbrook, Jerry.....1996-00
 Willis, Michael.....1999
 Wood, Michael.....1984

28

Ball, Warren.....2012-13-14-15
 Ballmer, Paul E.....1958
 Bartley, Dave.....1984
 Bates, Roman.....1983-84

ALL-TIME JERSEY LISTING

Berger, Jon..... 1989
 Booth, William A..... 1953-55
 Boxwell, Kenneth E..... 1944
 Burden, Mike..... 1996-97
 Cherokee, George..... 1941
 Cibene, Michael..... 2014-15-16
 Clarke, Dominic..... 2009-10
 Cox, M. Budd..... 1933-34
 Ehsam, Gerald R..... 1966-68
 Fout, James E..... 1945
 Garcia, Joseph..... 1975-76
 Gottron, Jeff..... 1982
 Hall, Maurice..... 2002-04
 Hackett, William G..... 1942
 Hess, William W..... 1960-62
 Howard, Harry..... 1969-71
 Hoyt, Bob..... 1988
 Leasure, Jordan..... 2016
 Liggins, Leandre..... 1998
 Louis, Jason..... 1991-95
 Meinke, Dick..... 1943
 Murphy, Robert..... 1978-80
 Norwood, Joshua..... 2016
 Plank, Robert D..... 1972-74
 Pulsfort, Mike..... 1996
 Roman, Nicholas..... 1940
 Seach, Bill..... 1989
 Spencer, John..... 1987-89
 Tanner, Ron..... 2011-12
 Wells, Chris..... 2006-08
 Wells, Jonathan..... 1998-01
 West, Edward F..... 1936
 Whitehead, Stuart F..... 1938-39
 Widdoes, Richard D..... 1948-50
 Wilks, William C..... 1951
 Woodford, Anthony..... 1986

29

Ashley, Darwin..... 1972
 Aston, James..... 2005
 Blinco, Thomas..... 1976-77, 79
 Burns, Rodjaj..... 2016
 Cameron, Louis..... 1971
 Clair, Frank J..... 1938-40
 Conley, William N..... 1970
 Cook, Bryan..... 1989-92
 Cothran, Jeff..... 1993
 Craft, Alex..... 2016
 Davis, Jerome..... 1973-74
 Grant, Cie..... 1998
 Grand, Willie..... 1998
 Griffin, Andre..... 1999
 Hall, Jordan..... 2009
 Howe, Buster..... 1988
 Jordan, Devin..... 2003
 Kline, Jesse..... 1999-01
 Lane, Shaun..... 2004-08
 Lepley, John..... 1955
 Maduko, Mike..... 2014-15

Maxwell, Chris..... 2009
 Myers, Raymond..... 1981-80
 Padlow, Max..... 1933
 Pearson, Pepe..... 1994-97
 Rice, Taylor..... 2010-11-12
 Robson, Charles..... 1954
 Rogan, Greg..... 1984-87
 Smith, Inwood..... 1934-36
 Underwood, E.J..... 2004
 Zimmer, Robert..... 1946

30

Bellisari, Greg..... 1993-96
 Bogard, Devan..... 2012-13-14
 Bruckner, Edwin..... 1940
 Drake, Jared..... 2015-16
 Dreffer, Stephan D..... 1964
 Durbin, Tyler..... 2015
 Eevee, Donnie..... 2007-08-09-10
 Gage, Ralph G..... 1958
 Gorby, Herbert..... 1945
 Hans, Joseph..... 1953
 Harris, Jasper..... 1943
 Howard, Dedrick..... 1987
 Johnson, Brent..... 1989-92
 Katterhenrich, David L..... 1960, 62
 Kee, Michael..... 1983-85
 Lovely, Mark..... 1993
 Ludwig, Paul L..... 1952
 Mathis, Almond Louis..... 1971-73
 McCall, Demario..... 2016
 McCarthy, Patrick..... 1956
 Ott, Jason..... 1997-00
 Payton, Joel..... 1977-78
 Portsmouth, Thomas..... 1965-67
 Priday, Paul..... 1942
 Riddick, Dre..... 2006
 Roberts, Vernell..... 1934
 Ross, Lydell..... 2001-04
 Seaman, Walter..... 1935
 Simon, Charles..... 1974
 Smith, Brien..... 1981
 Susec, Otto..... 1988
 Wagner, Jack W..... 1950
 Welch, Sirjo..... 2004-05
 Young, James..... 1954-55
 Young, Louis C..... 1938
 Zimmerman, Dick..... 1941

31

Busich, Sam..... 1934-35
 Janowicz, Victor F..... 1949-50
 Lind, Jack..... 1936
 Sayers, Peter..... 1940
 Smith, Frank P..... 1938

32

Anderzack, Tom..... 1984-87
 Bals, Dave..... 1988-89

Bargerstock, Douglas..... 1974
 Bechtel, Earl R..... 1952
 Bonnie, David M..... 1946
 Borland, Tuf..... 2016
 Carlson, Gerald..... 1993
 Clifford, Eugene..... 2007
 Cooper, Marco..... 2000-01
 Dansler, Kelton..... 1976-78
 Davis, Paul J..... 1943
 Detrick, Roger..... 1959-60
 Diggs, Na'il..... 1996-99
 Doup, Russell..... 2013-14
 Drenik, Douglas J..... 1962-64
 Fenstermaker, Tony..... 1987
 Finck, Dan..... 1991-92
 Franklin, Khaleed..... 2013
 Gailus, Joseph T..... 1933
 Goins, Elijaah..... 2015-16
 Klein, Storm..... 2009-12
 Luna, Carlos..... 1989
 Masoner, Robert..... 1936
 Middleton, Rick..... 1971-72-73
 Mitchell, Brandon..... 2002-06
 Mortin, Mike..... 1986
 Pretorius, Ryan..... 2004
 Provenza, Russell D..... 1957
 Rice, Taylor..... 2008-09
 Santschi, John..... 1938-40
 Smith, Robert..... 1990
 Smith, Rudy..... 1966-67
 Staker, Loren J..... 1941-42
 Stillwell, Obie..... 1994-95
 Tatum, Jack D..... 1968-70
 Tatum, Rowland..... 1981-83
 Terna, Scott..... 1993
 Torrance, James..... 1934
 Wood, Darryl..... 2011

33

Bartley, Thomas A..... 1967-68
 Booker, Dante..... 2014-15-16
 Brilliant, George..... 1953
 By'not'e, Butler..... 1990-93
 Cline, Oliver M..... 1944-46
 Clutter, Austin..... 2015
 Durham, David..... 2010-11
 Epitropoulos, Frank..... 2012-13
 Epitropoulos, John..... 1978-80
 Everett, Tyler..... 2002
 Francis, David L..... 1960, 62
 Galbos, Richard..... 1971-72
 Gantz, Joe..... 2005-08-09
 Goodgame, Ton..... 1988-89
 Gresock, Steve..... 1986-87
 Johnson, Pete..... 1973-76
 Jones, Gomer..... 1934-35
 Kerr, John..... 2004
 Koepnick, Robert E..... 1950-52
 Kolic, Larry..... 1982, 84-85

Laurinaitis, James..... 2005-08
 Lavelli, Dante B..... 1942
 Maag, Charles..... 1938-40
 Morrison, Fred L..... 1948-49
 Montgomery, Joe..... 1994-98
 Poole, Trevoe..... 1988
 Royer, Mark..... 1985
 Sander, Willard F..... 1963-65
 Sarac, Nic..... 2011-12-13
 Sensanbaugher, Dean S..... 1943
 Staubs, Colby..... 2003-04
 Stead, Nate..... 1999-01
 Thies, Wilfred L..... 1933
 Vivic, Donald J..... 1954-56
 White, Loren R..... 1957-59
 Wolf, Ralph C..... 1936-37

34

Allen, Arthur..... 2000
 Belmer, Cliff..... 1979
 Bemby, Dan..... 1973
 Bledsoe, John..... 1971-72
 Butts, Robert W..... 1962
 Conner, Nick..... 2015
 Conrad, Frederick B..... 1931-33
 Ebner, Nate..... 2009-10-11
 Farbizio, Thomas..... 1965
 Fontes, Leonard J..... 1958-59
 Fox, Samuel S..... 1941
 Gandee, Charles F..... 1945, 49-50
 Greene, Anthony..... 1978
 Grundies, Arthur J..... 1938, 40
 Harley, Rob..... 2003-05
 Hamrick, Charls E..... 1934-36
 Harris, Raymont..... 1990-93
 Holland, Jay..... 1983-84
 Huff, Paul..... 1967-68
 Hyde, Carlos..... 2010-13
 Kelly, Rob..... 1994-96
 Klofta, Dan T..... 1944
 Lehman, Ernest..... 1943
 Logan, Jeff..... 1974-77
 Marcus, Jamal..... 2012-13
 Moore, David..... 1960
 Moritz, Roger..... 1950-51
 Nussbaum, Lee..... 1954
 O'Morrow, Patrick..... 1986-87
 Pogue, Terry..... 2000
 Riley, JaJa..... 2001
 Shaffer, Bernard..... 1937
 Simpson, Greg..... 1997-99
 Smith, Erick..... 2016
 Spears, Thomas R..... 1953
 Stewart, Geoff..... 1990
 Stillwell, Obie..... 1993
 Uillery, Brent..... 2004
 Weber, Albert..... 1966
 Wells, Maurice..... 2005-08
 Workman, Vince..... 1985

ALL-TIME JERSEY LISTING

35

Baas, James W.1965-66
 Backenstoe, Alex. 2016
 Cataline, Craig 2012
 Cobb, Glen 1979-82
 DeLande, Bo 2007-08-09-10-11
 Franzinger, Ryan2004-06
 German, William1959-60
 Gibbs, Jack G. 1954
 Gibson, Eric 1988
 Graham, Scotty1988-91
 Hall, William1961-63
 Hastings, Jim 2009-10-11
 Hyatt, Bob 1974, 76
 Jenkins, Joseph K. 1984, 86
 Johnson, Jeffie2014-15
 Kostival, Kristofer 1935
 Lee, Felix 1977
 Mazerowski, David1973
 McDonald, James A. 1935
 Otis, James L. 1967-69
 Patrella, Vincent 2012
 Patterson, Nick2004-05
 Rich, Rocco J. 1971-73
 Rudzinski, Jerry1994-98
 Sarkkinen, Eino 1940
 Scott, James H. 1934
 Stanford, Jason 1993
 Templeton, David I. 1946
 Trivisonno, Joseph J. 1955, 57
 Wendt, Emerson 1936-37
 Wilhelm, Matt1999-02
 Willard, Lou 1992-93
 Worley, Chris 2013-14-15-16

36

Andrako, Steven F. 1938-39
 Campbell, Jack 1953
 Christopher, Matt1992-94
 Cisco, Galen 1955-57
 Cousineau, Tom 1975-78
 Crane, Jameson 1945
 Crowell, Connor 2011-12
 Daniels, Matt 2004-07
 DeMaria, Michael 2001-03
 Elia, Bruce1972-74
 Frye, Robert H. 1941-42
 Goings, Nick 1996
 Herman, Judah1988-91
 Hlay, John 1950-51
 Homa, Randy 1995
 Hudson, Paul1964-66
 Janecko, Gene K. 1944
 Johnson, Trey2013-14
 Lindner, Robert 1960
 Lukens, Curt2003-06
 Lyons, Douglas1962-63
 Marek, Marcus 1979-82

McQuade, Robert P.1943
 Myrick, Charles 1989
 Neal, George V.1934
 Niklos, J.R. 1998
 O'Neill, Pat1999-02
 Penny, Sean1997-98
 Perini, Pete E. 1949
 Rolle, Brian2007-10
 Spielman, Chris 1984-87
 Turnure, Zach 2015-16
 Vickroy, William 1940
 Whisler, Joseph G. 1946-48

37

Armstrong, Jack 1958
 Bowers, Brian1973-74
 Brown, Deron1990-92
 Dansler, Kelton1975
 DeLande, Spencer 2011
 Eggers, Patrick 1971
 Fox, Dustin2002-04
 Gaither, Steve 1988
 Georgiades, James 2008-10
 Gibson, Thaddeus2006-07
 Goings, Nick1997
 Hicks, Tyrone 1978-79
 Howe, Buster 1989
 Howitz, Sam1934
 Humphrey, Hayden 1986
 Jacobs, Harlan 2000
 Lawless, Michael 2016
 Lowry, Orlando1981-83
 Luke, Jamal2002-03
 Maag, Dennis 1992
 Malone, Derrick 2016
 Maxwell, Chris 2010-11
 Peggs, Carl 1956
 Perry, Joshua 2012-13-14-15
 Phillips, Clyde 1933
 Ross, Derek 1998
 Russell, Anderson 2005
 Schneider, Michael1977
 Sualua, Nicky1993-96
 Walker, Ziyier 1999
 Wasyluk, Nicholas 1935
 Waugh, Charles A. 1970
 White, Claude 1938, 40
 White, William 1984-87

38

Baffer, Stewart 1960
 Ballinger, Gary 1956
 Boddie, Chris1987
 Broadnax, Vaughn1980-83
 Campbell, Paul 1976-79
 Colson, Dan 1992
 Fada, Craig2012-13-14-15-16
 Feinthal, Kenneth 1951
 Fox, Samuel S. 1940

Hartley, Robert1962-63
 Henson, Harold1972-74
 Joe, Branden2000-04
 Keith, Randal T. 1971
 Klaban, Eric 1999
 Lonjak, William A.1943
 Malfatt, Mike1993-96
 McCoy, Matt1989-92
 McVey, Scott 2010-11
 Nickey, Donnie 1998
 Perini, Pete E. 1946
 Reed, Samuel 1965
 Romoser, James W. 1933
 Spitler, Austin 2005, 08-09
 Steele, Ben 2000-01
 Vogler, Tim 1975

39

Berger, Kyle 2015
 Calhoun, Matt1992-96
 Clinton, Kyle 2012-13-14
 Coleman, Tim 1984
 Cooper, Joe1997
 D'Amato, John1974-75
 Dietrich, Russell1937
 Dougherty, Michael 2004-07
 Ellison, Leon 1980
 Erwin, Derek 2009-10-11
 Fender, Steve 2004
 Ferko, Richard 1970-71
 Gentile, Jim1968-69
 Good, Andrew2006-07
 Gordon, Denman 1983
 Harrison, Malik2016
 Harrison, Tyrone1989-91
 Hazelbaker, Joe 1989
 Lightburn, Robert 1934
 Manning, Robert 1981
 Martin, Jamar 1998-01
 Olive, Bobby1987
 Oman, Donald 1939
 Thornton, Howard1973
 Tyree, Andree 2002
 Whiting, Jordan 2009-10-11

40

Brown, Matthew 1943-45
 Cassady, Howard (Hop)1952-55
 Fisher, Jerome 1933
 Hoffman, James 1951
 Maggied, Sol 1935-37
 Nagy, John1934
 Rosen, Andy1939-40
 Shaw, Robert1941-42

41

Ballinger, Gary1957
 Bartholomew, Brent1995-98
 Bennett, William1938-39

Bryant, James1986-89
 Byars, Keith1982-85
 Caruso, James 1977
 Curtis, John 1956
 Doyle, Patrick 1995
 Eberts, Mark 1981
 Griffin, Andre 2000
 Haslam, De'Angelo 2004-07
 Haynes, Bryce 2012-13-14-15
 Hill, Will1991-92
 Hubbard, Rudy1965-67
 Jackson, Tony 2008-11
 Janowicz, Victor F. 1951
 Jester, Hayden 2016
 Kortovich, Jim 1999
 Martin, Jermil2008-09
 Matte, Thomas R.1958-60
 Matthews, Thomas 2000-03
 Mattimoe, Michael 2005-07
 Mawhirter, Aaron 2013
 Monahan, John Regis 1932-34
 Monahan, Thomas1937
 Pope, Brad 1992
 Roach, Woodrow 1973-75
 Skeete, Jonathan 2004
 Snell, Matthew1961-63
 Wagner, Tim 1968
 Walker, Keith1996-97
 Willis, Tommy 1993

42

Adams, John 201
 Bobo, Hubert L. 1954
 Brockington, John S. 1968-70
 Bythewood, Charles 1981-82
 Carpenter, Bobby 2002-05
 Cooper, Tony1983-84
 Dunn, Craig 1981-82
 Eckard, David 1960
 Gentile, Earle 1950
 Goodsell, Douglas R.1951-52
 Gordon, Lester 1975-76
 Griffin, Kevin1994-98
 Heckinger, Robert W. 1941
 Houston, William1990-93
 Jenkins, Joseph1967
 Jones, Arnold A. 1972-74
 Locke, Tony 1999-01
 Mawhirter, Aaron 2014
 Osborne, Scott 1988
 Pavelka, Steve 2002
 Piccinini, James A. 1939-40
 Reynolds, David 1966
 Roberts, Luke 2012
 Robson, Charles 1953
 Roush, Ernest J. 1934-35
 Sapanero, Robert 1971
 Schoenbaum, Alexander 1936-38
 Schwartz, Nathan 2006
 Slade, Darius 2014-15-16

ALL-TIME JERSEY LISTING

Slusser, George C. 1942
 Smith, Harley W. 1945-46
 Strait, Lynn 1959
 Stover, Rob 2001
 Swinehart, Rodney E. 1946-49
 Sweat, Andrew 2008-11
 Tuttle, Jerry 1944
 Warfield, Paul D. 1961-63
 Whaley, Tyler 2007
 Williams, Lee E. 1958
 Willis, Kenneth 1979
 Workman, Vince 1986-88

43

Armstrong, Jack 1959
 Carr, Leroy 1957
 Combs, Derek 1997-00
 Conner, Nick 2016
 Evans, Frank 1970
 Gambill, Davuid 1950-52
 Halveland, Uwe 1989
 Jacobson, Howard 1965
 Kaplanoff, Carl G. 1936-38
 Kirby, Clayton 2008
 Lee, Darron 2013-14-15
 Mangiamelle, Richard C. 1962
 Martin, John 1988-89
 Miller, Bob 1972
 Miller, Ryan 1992-96
 Murray, Calvin 1977-80
 Olson, Aram 2006-07
 Palmer, James 1982
 Phillips, Thomas G. 1946-47
 Quilling, Richard 1967-68
 Robinson, Ceroy 1987
 Roseboro, James A. 1954-56
 Ruhl, Bruce 1973-76
 Schnittker, Brandon 2001-05
 Stephenson, Jack W. 1939-40
 Taylor, Walter 1991
 Walker, Barry 1983-86
 Williams, Nathan .. 2008-09-10-11-12
 Williams, Norman 1990
 Yards, Ludwig 1932-34

44

Berger, Kyle 2014
 Boren, Zach 2009-10-11-12
 Brown, Harold 1978
 Closson, Matthew 1988
 Closson, Tony 1989
 Cooper, George 1984-87
 Dixon, Thorton 1939-40
 Fekete, Eugene 1942
 Ferrelli, Guy 2015-16
 Fletcher, Kevin 1972
 Graf, Jack R. 1941
 Greene, Horatius A. 1969
 Griffin, Ray 1974-77

Hansley, Terence 1959
 Hargreaves, William B. 1937
 Harkrader, Jerry 1953-55
 Harper, Rodric 1990
 Hughes, John 1970, 72-73
 Huitger, Collins 1997
 Jenkins, Josh 1995
 Johnson, Earl F. 1933
 Johnson, Mark 2006-07
 Johnson, Matthew 2004
 Keane, Thomas L. 1944
 Kirk, Chris 1995-99
 Krall, Gerald 1945-49
 LeBeau, Charles R. 1956-58
 Leon, Chris 2000
 Mawhirter, Aaron 2015-16
 Mitchell, Mike 2013
 Oliver, Glenn 1943
 Oman, Donald 1938
 Reynolds, Robert 2000-03
 Richley, Richard C. 1965
 Rock, Chris 2014
 Scholl, Millard 1934
 Skvarka, Bernie G. 1950-51
 Stokes, Tommy 1992-93
 Terry, Curtis 2004-05
 Ulmer, Edward 1960-61
 Weihrauch, Jason 2006
 Williams, Gary 1979-82

45

Dove, Robert E. 1944-45
 Griffin, Archie 1972-75
 Hefflinger, Clifford 1939-40
 Herbstreit, James H. 1958-60
 Jones, William 1961
 Katzenmoyer, Andy 1996-98
 Kleinhans, John L. 1936
 Rein, Robert E. 1964-66
 Slough, Ralph E. 1943
 Sutherin, Donald P. 1955-57
 Watkins, Robert A. 1952-54

46

Blair, Kenneth 1984
 Blubaugh, Park 1949
 Bond, Robert J. 1952-53
 Breuleux, Jon 1970
 Bruce, Earl 1950
 Christian, K. C. 2006-08-09
 Dresser, John 1957-58
 Dziak, Grant 2009
 Ferguson, Robert E. 1959-61
 Fleming, Mark 1933-34
 Gaffney, Mike 1972
 Gordon, George D. 1944
 Griffin, Duncan 1975-78
 Hamlin, Stanely A. 1965-66
 Haney, CinQuan 2015-16

Harkins, Donald L. 1962-64
 Hill, Devin 2013-14
 Hoobler, Chad 2004-05
 Huguely, Ke'Von 2016
 Kerner, Marlon 1991-94
 Larson, J. D. 2006-08
 Luke, Steven N. 1973-74
 Mastako, Frank 1937
 Pagac Jr., Fred 1999-03
 Peel, Jim 1987-90
 Provost, Ted R. 1967-69
 Snyder, Nick 2013-14
 Spencer, Timothy 1979-82
 Steinberg, Donald 1942
 Thom, Leonard 1939-40
 Thompson, Kenneth 1955
 Willis, Marcel 1995-97

47

Anthony, Thomas 1981-82
 Carter, Ryan 2013
 Coburn, James A. 1970
 Demmel, Robert 1950
 Donely, Douglas 1977-80
 Espy, Bennie E. 1962-63
 Fenstermaker, Tony 1988
 George, August 1934-36
 Hansley, Gary 1959-61
 Hawk, A.J. 2002-05
 Hecklinger, Harold 1939
 Hilliard, Justin 2015-16
 Hodge, Glenn 1966
 Jackson, Matthew 1984-87
 Lippert, Elmer H. 1971-73
 Long, Calvin 1993
 Lutz, Travis 1989
 Maag, Dennis 1993-94
 Muhammed, Jamal 2001
 Prewitt, Jesse 1990-92
 Robertson, Bob 1974-75
 Rogan, Patrick 1988
 Rosequist, Theodore A. 1933
 Rosso, George A. 1951-53
 Seilkop, Kenneth 1958
 Stultz, Dan 1996-00
 Wable, Robert 1955-56
 Zuhars, David 1957

48

Bain, Dan 2010-11
 Barren, Henry 1937
 Baschnagel, Brian 1972-75
 Beekley, Marts E. 1951-52
 Bombach, Jaren D. 1967
 Burchinal, John 1970
 Burger, Joe 2012-13-14-15-16
 Cargile, Jeff 1982-83
 Coleman, Tim 1983
 DeMaria, Michael 2004

Eichwald, Kenneth 1942
 Griggs, Anthony 1981
 Gustavson, Carl 1939-40
 Harre, Gilbert A. 1934-35
 Henry, Joseph P. 1949
 Hohenberger, Clarence 1936
 Horvath, Leslie 1941
 Kumler, Karl W. 1962
 LaVrar, Matt 1995-99
 Lemle, Carl 1944
 Lykes, Robert L. 1963-65
 McConville, Jim 1984
 Monas, Alfons 1938
 Newell, William F. 1947
 Pelini, Mark 1987-90
 Robinson, Phillip 1956-57
 Rodriguez, Alex 1991-94
 Shedd, Jan W. 1955
 Skillings, Vincent 1977-80
 Smith, Reggie 2003
 Smith, Spencer 2007-08-09-10-11
 Thoma, John 2005-08-09
 Torok, James 1988
 Tucker, Jack 2000-02

49

Adams, John 2002
 Cataline, Craig 2012-13
 Cheatwood, Tim 1997-01
 Greer, Steven 1988
 Gurd, Andrew 1987-91
 Gwinn, Jayson 1992-93
 Harman, Timothy A. 1970
 Homan, Adam 2009-10-11-12
 Houk, Ronald 1959-60
 Hubbard, Sam 2014
 Johnson, Dionte 2004-007
 Jones, Herman 1975-77
 Kain, Lawrence 1973
 Lindsey, William L. 1964
 Lukens, Ryan 2005-08
 Marshall, Linwood 1979-80
 McCullough, Liam 2015-16
 Richards, David P. 1955
 Riley, George 1951
 Robinson, Ceroy 1986
 Ross, Robert 1935-36
 Shultz, James 1957
 Smith, Douglas 1984-85
 Tucci, Amel 1939
 Underwood, E.J. 2002
 Wendorff, William 1971
 Young, Richard A. 1953-54
 Zirkle, Lewis G. 1933-34

50

Appleby, Gordon E. 1942-44
 Beam, William D. 1959
 Borchers, Jim 1990-93

ALL-TIME JERSEY LISTING

Boren, Jacoby 2012-13-14-15
 Brewster, Mike 2008-09-10-11
 Brock, Nathan 2016
 Datish, Doug 2003-06
 Datish, Michael 1975
 Davidson, Jeff 1986-89
 DeLeone, James 1979-81
 Dillman, Thomas 1954-56
 Drakulich, Samuel 1933
 Dye, William H. 1934-36
 Federle, Tom 1963-64
 Gholston, Vernon 2004, 06-07
 Gohlstin, Eric 1994-97
 Marino, Victor I. 1937-39
 Martin, Earl 1941
 Mitchell, Nick 1999
 Moore, J.T. 2010-11-12
 Newcomer, Robert 1965
 O'Dea, Stephen H. 1945
 Odom, Timothy 1984
 Pitstick, Anthony 1971
 Ruehl, James J. 1952
 Smith, Robert G. 1967-69
 Stafford, Michael 2000-02
 Vanscoy, Norman J. 1960

51

Bobek, Brian 2011
 Bogart, Mike 2002
 Chrissinger, Warren O. 1936-37
 Cochran, Terrence A. 1965
 Dixon, Ken 1970-71
 Dupree, Roedell 1994-96
 Gatewood, Russell 1978-80
 Greeneblatt, Louis 1933
 Hackett, William J. 1967-69
 Hale, Joel 2011-12-13-14-15
 Heiser, Vern 1934
 Holdren, Richard 1955
 Homan, Ross 2006-08-09-10
 Krisher, Gerald Glenn 1951-53
 Lang, Mark 1976-77
 Lillvis, Gary 1973-76
 Lucente, John 1981-83
 Schlegel, Anthony 2003-05
 Sturup, Fred 1999-00
 Tobik, Andy Bill 1940
 Varner, Thomas A. 1960
 Williams, Mark 1990-93
 Zackeroff, Greg 1985-88
 Zima, Albert J. 1962

52

Andrews, Lawrence F. 1951
 Arnold, James 1938
 Bond, Robert J. 1954-55
 Boughner, Richard J. 1937-38
 Bowsher, Gerald J. 1959
 Brown, Bernard 1979

Butts, Robert W. 1960
 Chappellear, Gar 2008-09
 Cook, Donald 1935
 Cotton, James 1998-99
 Curtis, Don 2007
 DeLeone, Thomas D. 1969-71
 Donald, Noah 2016
 Duncan, Howard D. 1946-47
 Fisher, John 1975-76
 Fitz, Thomas 1963-64
 Hankins, Johnathan 2010-11-12
 Hartman, Len 1990-92
 Herron, Kendall 1944
 Johnson, Kevin 1995-97
 Keefer, Michael 1993
 Kerr, John 2005-06
 Kne, Mike 2003-04
 Livorno, Joseph 1933
 McCormick, Robert W. 1942
 McCullough, Bob 1949-50
 Miller, Pete 1994
 Moore, Thomas 1985-88
 Muhammed, Jamal 2000
 Munger, Donovan 2014-15
 Myers, Steven 1972-74
 Provenza, Russell D. 1956
 Roman, James T. 1966-68
 Ryan, Robert 1945
 Scarberry, William 1939
 Sharp, Thomas 1965
 Vogler, Tim 1977-78
 Williams, Sam 2002

53

Adamle, Anthony 1946
 Armstrong, Billy J. 1960-62
 Barnes, Ronald 1955
 Brown, Edmund 1998-99
 Buie, Ceasar 2004
 Chancey, Mike 1989
 Colosimo, Sean 1997
 Donovan, Brian P. 1969
 Douglas, Ivan 1999-02
 Goebel, Garrett 2008-09-10-11-12
 Gradishar, Randy 1971-73
 Graf, Campbell 1939
 Hamilton, Davon 2015-16
 Hester, Darren 1995
 Horvath, Leslie 1940
 Howe, Patrick 2006-08-09
 James, Daniel A. 1957-58
 Kelley, Dwight A. 1963-65
 Karageorge, Kosta 2014
 Licker, Adam 2004
 Lininger, Raymond J. 1946-49
 Long, Paul 1987-88
 Lynch, Scott 1992-94
 Merrell, James 1951
 Mezgec, Mike 1992

Morris, Rich 1983-86
 Muhlbach, John L. 1966-68
 Pack, Craig 1981-82
 Porter, Douglas 1974-77
 Schmidlin, Eric 1993
 Seach, Bill 1990-91
 Sharp, Scott 1988, 90
 Slicker, Richard 1954

54

Anderson, Tim 1999-03
 Bullock, William M. 1938
 Carter, Dennis 1961-62
 Conroy, James 1969
 Crowl, Don 1957
 Ebersole, Aaron 1994
 Haynes, Bryce 2011
 Heid, Robert C. 1949-51
 Henson, Luther 1977-80
 Kabealo, George 1932-34
 Kuhn, Kenneth W. 1972-75
 Lindner, James E. 1959-60
 Linkins, Arthur 1940
 Meckstroth, James 1971-72
 Nelms, Spencer 1981-83
 Nosky, Richard E. 1953
 Price, Billy 2013-14-15-16
 Renner, Charles 1944, 47-48
 Rogovin, Jon 1963
 Selby, Paul 1942
 Sharp, Scott 1989
 Simon, John 2009-10-11-12
 Smith, Brandon 2004
 Sommer, Karl W. 1954-56
 Stier, Mark H. 1966-68
 Stoughton, Brian 1991-95
 Thomas, Pat 1987-89
 Truster, Jerry 1964
 Vogler, Tim 1976
 Whaley, Tyler 2004-06

55

Baker, Ray G. 1945
 Barrow, Malik 2016
 Betz, Wayne O. 1961-62
 Breehl, Edward L. 1957
 Brown, Aaron 1974-77
 Brown, Tommy 2011-12-13
 Cashell, Jack 1933
 Connery, Will 1992-95
 Dugger, John R. 1943-44
 Fletcher, Kevin 1970-71
 Foster, Jerome 1979-82
 Fraraccio, James 1963
 Green, Ken 1991-92
 Harper, Rodric 1989
 Hofmayer, Edward I. 1938
 Holliman, Ray 1984-85, 87
 Hopkins, Tam 1997-00

King, Dwight 1973
 Lachey, Ron 1989
 Luckino, Angelo 1934
 Mangold, Nick 2002-05
 Mason, James 1935
 Miller, Andrew 2008-09-10
 Newsome, Jonathan 2009-10
 Radtke, Michael 1967-69
 Rath, Thomas L. 1950-51
 Rutherford, William A. 1966
 Scholl, Tom 1987
 Terry, Curtis 2006-07
 Thornton, Robert F. 1952-54
 Vickroy, William 1942
 Vogelgesang, Donald A. 1958-60
 Warner, Jason 1988
 Williams, Cam 2013-14-15
 Wulf, Ronald 1948

56

Altomare, Louis 1958
 Ayers, Ronald 1974
 Bittel, Robert 1934
 Bompiedi, Carl J. 1933
 Britt, Dalton 2009-10-11-12
 Brown, Randall 1991-94
 Burrell, Matthew 2015
 Craig, Orlondo 1986-89
 Dawdy, Donald A. 1952-53
 DeWitt, James 1988
 Emelianchik, Robert 1958-59
 Epps, Robert 1951
 Farrell, John R. 1960
 Fritz, Kenneth 1976-79
 Geib, Gene 1950
 Gilmore, James 1983-85
 Goering, William 1962-63
 Hershberger, Peter J. 1940
 Jobko, William K. 1954
 Koegel, Stephen 1973
 Laser, Joel 1975
 Lohr, Wendell 1937-38
 Makridis, Dimitrious 2004-07
 Makridis, George 2010-13
 Miller, Pete 1993
 Morgan, Richard 1961
 Murphy, Rob 1995-98
 Nixon, Thomas W. 1970-72
 Oates, James G. 1965
 Palmer, Bradley 1955
 Ryan, Robert 1944
 Scott, Darrion 2000-03
 Simpson, Steve 1980-81
 Teifke, Howard A. 1946-48
 Wargo, Mike 1994
 White, Stanley R. 1969
 Worden, Dirk J. 1966-68

ALL-TIME JERSEY LISTING

57

Anderson, Kim.....1964-66
 Arden, Redgie.....2001
 Backhus, Tom A.....1967-69
 Benton, Julian.....1933
 Clymer, William.....1960
 Daniels, LeShun.....1994-96
 Farris, Chase.....2011-12-13-14-15
 Houser, Thomas.....1970-71
 Hutchings, John.....1979-80
 Ingham, Tom.....2007-08-09
 Kudla, Mike.....2002-05
 Landers, Robert.....2015
 Luke, Steven N.....1972
 Malone, Chris.....2006-08-09-10
 Marold, John.....1949-50
 Martin, John C.....1955
 Morrill, David.....1981-84
 Nestich, Martin.....1953
 Payton, Timiko.....1993
 Ream, Charles D.....1935, 37
 Savoca, James.....1974-76, 78
 Seilkop, Kenneth.....1957, 59
 Smith, Greg.....1990, 92
 Stanley, Bernie D.....1963
 Straka, Mark.....1973
 Sullivan, John L.....1985-88
 Wargo, Mike.....1993
 Williams, Quentin.....1939-40
 Yeast, Julius.....1998-99

58

Alabi, Joshua.....2015-16
 Apke, Joseph.....1980-81
 Baxter, Charles.....1973
 Bonica, Charles.....1970-72
 Bradley, Joe.....2002-03
 Bullard, Courtland.....1997-01
 Carpenter, Joe.....1988
 Dreffer, Stephan D.....1962-63
 Fertig, Dwight L.....1967
 Fronk, Daniel A.....1957-58
 Fronk, Dean.....1961
 Howe, Frank H.....1940
 Hueston, Dennis.....1983
 Long, Paris.....1996
 Miller, Gary A.....1964-66
 Miller, Robert N.....1935
 Mott, William H.....1953
 Norman, Drew.....2004-06
 Novak, Joseph.....1941
 Piening, Nick.....2010
 Qualls, Larry.....1968
 Quinn, Thomas.....1954-55
 Ross, James.....1993-95
 Scholl, Tom.....1986, 88
 Soltis, Edward.....1985
 Tovar, Steve.....1989-92
 Watkins, Jene.....1959

Waugh, Thomas.....1976-79
 Weiland, Jeff.....1974
 Wolter, Robert.....1950-51

59

Ayers, Ronald.....1975-76
 Barrows, Arthur.....1933
 Burris, Gary.....1981-82
 Closson, Matthew.....1986-87
 Coburn, Michael.....1959-60
 Conroy, John.....2002-05
 Cummins, Thomas.....1962-64
 Dierker, Richard.....1946
 Epitropoulos, John.....1977-80
 Giuliani, Anthony.....1983-84
 Guilliani, Robert.....1993-94
 Gossett, Dennis.....1985
 Haddad, George A.....1937
 Houser, Thomas.....1969
 Hughes, Ralph.....1965
 Jones, Herbert M.....1956-57
 Kasperek, Robert.....1994
 Lewis, Tyquan.....2013-14-15-16
 Libby Kyle.....2007
 Long, Paris.....1997-99
 Longo, Sam.....2009-10
 Martin, James.....1958
 Pisanelli, Fred.....1971
 Pitton, Robert.....1940
 Prince, Isaiah.....2015-16
 Roush, Gary S.....1968
 Smith, Rod.....1990-93
 Smith, Stewart.....2010-11-12
 Ternent, William A.....1952
 Thornton, Howard.....1974
 Vargo, Kenneth W.....1953-55

60

Andrews, Kyle.....2001-04
 Arnold, James.....1939-40
 Banks, John.....1960
 Belli, Roxie.....1936
 Bolser, Harvey J.....1938
 Brown, Scott.....1988
 Csur, Charles A.....1941-43
 Davis, Don.....1989
 Dornbrook, Garrett.....2010-11
 Dulin, Gary.....1976-79
 Georgeopoulos, Tom.....1934-35
 Harris, Ray.....1993-95
 Harvey, William.....1984
 Hefflinger, Ronald D.....1943
 Hirneise, Dan.....1985-88
 Iams, John.....1991-92
 Johnson, Brent.....1996-00
 Lehr, Frederic.....1960
 Miller, Ronald.....1980
 Mirick, Chester W.....1961-63
 O'Connor, Joey.....2012

Pfenning, Blake.....2015-16
 Redd, John G.....1944-45
 Ruzich, Stephen.....1950-51
 Sidell, Rollo.....1952
 Smith, Ted.....1974-75
 Spychalski, Ernest T.....1956-58
 Swank, Thomas.....1973
 Tabacca, Jerome.....1967
 Toneff, George.....1948-49
 Vecanski, Milan.....1970-71
 Weaver, David A.....1953-55

61

Adamle, Anthony.....1946
 Andrick, Theodore K.....1964-65
 Applegate, Richard.....1975
 Bailey, Ralph.....1958
 Baker, Matt.....1995
 Bates, John.....1999-00
 Bevan, David.....1947
 Coyer, William.....1937-39
 Cupp, Gavin.....2016
 Drummelsmith, Matt.....2004-06
 Fischer, Loius C.....1950-51
 Gaskey, Logan.....2013-14
 Gentile, Jim.....1970
 Harbin, Jerry.....1959
 Hass, Jackson.....2007
 Hill, Jon.....1984
 Husband, John.....1971-73
 Isaman, Derek.....1985
 Jack, Alan R.....1968-69
 Kelso, Darrel.....1998
 Kinel, Tony.....1936
 Kortovich, Jim.....2000-01
 Krstolic, Raymond C.....1961-62
 Loadman, Kevin.....1996-98
 McCoy, James.....1988
 Medich, David.....1980-81
 Nash, Ben.....2002
 Ramser, Richard.....1953-55
 Schuster, George.....1946
 Sullivan, John K.....1984
 Taberner, Joe.....1948
 Thrush, Jack.....1990-93
 Voll, Ken.....1986-88
 Wymer, Douglas.....1976

62

Baker, Scott.....1974-75
 Balen, Alan.....1981
 Beougher, Logan.....2012
 Clark, Adrien.....1999
 Clark, Shane.....1994-96
 Corbin, Steve.....1979
 Cowans, Leroy.....1957
 Funk, Robert.....1964-65
 Grubb, John.....1987
 Hirneise, Dan.....1989

Hullinger, Dennis.....1961-62
 Jabbusch, Robert O.....1946-47
 Karvasales, James.....1939
 Keenan, Charles.....1987
 Kelley, John L.....1966-67
 Kelly, C.J.....1991-93
 Koegel, Vic.....1971-73
 Kozar, Jason.....1995-97
 Kregel, James.....1973
 Lorenz, Jon.....2009-10-11
 Lutz, Travis.....1988
 Manz, Jerry V.....1948-50
 McCormick, Tom.....1982-84
 McLaughlin, John.....2001-04
 Miller, Jeremy.....2001-02
 Mills, Edward.....1976-77
 Moore, Tony.....1990
 Morris, R.J.....2014
 Novotny, George K.....1937
 Olivea, Shane.....2000
 Palmer, Richard R.....1941-42
 Parker, James.....1954-56
 Parry, Aaron.....2015-16
 Primuth, Elroy.....1944
 Strickland, Philip S.....1968-70
 Takacs, Michael J.....1951-53
 Till, Harrison.....2005-06
 Woodard, Lonnie.....1998-99
 Young, Donald G.....1958-60

63

Adams, Doug.....1968-70
 Bennett, Michael.....2011-12-13-14
 Blackman, Ivan.....2010
 Burris, Scott.....1978-80
 Clark, Brian.....1967
 Clarke, Adrien.....2000-03
 Cook, Jason.....1995
 Eachus, William N.....1965-66
 Endres, George J.....1950
 Gaudio, Angelo R.....1946
 Hawkins, Neil.....1992-93
 Howard, Dedrick.....1985-86
 Hull, James.....1937
 Jobko, William K.....1955
 Kregel, James.....1971-72
 Krill, Bill.....1984
 Lowdermilk, Kirk.....1981-84
 Mires, David.....1940
 Murphy, Kurt.....1996-99
 Nichols, Roy.....1989-90
 O'Hanlon, Richard M.....1947
 Parker, Albert E.....1962
 Person, Ben.....2004-08
 Reichenbach, James.....1951-54
 Swartz, Aaron.....1960
 Tice, Richard.....1951
 Vittek, Paul.....1938
 Vogel, Robert L.....1960

ALL-TIME JERSEY LISTING

Weston, Darryl.....1974-75
 Wright, Ernest J..... 1958
 Woidke, Kevin 2015-16

64

Barna, Joseph..... 1945
 Blackmon, Ivon2011-12-13
 Caplan, Bill 2010
 Conley, William N..... 1971
 Cordle, Jim.....2005-08-09
 DeCamp, Steven1979-80
 Dully, Mike1991-94
 Gilbert, Ben1996-99
 Hall, Robert H..... 1943
 Ingram, Robert M.....1959-61
 Jones, Marcelys 2014
 Kafury, Michael1966-67
 Kinnard, Larry..... 2000
 Kopach, Stephen.....1937
 Kuri, Mike1988-89
 Kurz, Theodore R.....1968-69
 Lachey, James1981-84
 Lembeck, Nick 2004
 Lukens, William.....1974-76
 Matthey, George J.....1948-49
 McDaniel, Josh 2001
 Olds, Adam..... 2001-03
 Rabatin, Thomas 1970
 Robinson, James 1936
 Ronemus, Thor..... 1950-51
 Schaefer, Ed 1984
 Snyder, Larry1962-65
 Snyder, Thomas L.1944
 Taylor, Tim 1942
 Thomas, Aurelius1955-57
 Wiggins, Larry1972
 Williams, David M.....1953-54
 Wohlabaugh, Jack 2016

65

Boren, Justin 2009-10
 Brickman, Robert 1948
 Cooper, Rodger.....1991
 Ebner, Doug2005-08
 Elflein, Pat2012-13-14-15-16
 Ferguson, Keith.....1978-80
 Glancey, Tom.....1982-85
 Graef, Steve 2001-03
 Grimm, Erik.....1986-88
 Gurr, Mike 1998-00
 Hart, Randall J.....1967-69
 Hauer, Oscar A.....1958-60
 Hicks, John.....1970
 Humphries, Nick 2011
 Jenkins, Thomas G.1961-63
 Jobko, William K. 1956
 McGinnis, Robert E. 1946
 Morgan, Eric.....1989
 Parenti, Frank.....1943

Porter, Juan1992-96
 Pryor, Ray Von1964-66
 Renard, Barney 1973-76
 Smith, Carroll J..... 1950-51
 Walbolt, George..... 1945
 Wassmund, James A..... 1956
 Welbaum, Thomas A.....1938-39
 Wersel, Timothy1972

66

Anders, Richard1957-59
 Betz, Steve 1969
 Biltz, John W.....1949-50
 Bugel, Thomas E.....1963-65
 Cole, Robert 1956
 Coleman, R.J. 2003
 Coles, Karl..... 1986-87, 89
 Czyzynski, Richard.....1981-83
 Datish, Doug 2002
 Dawson, Andy.....1993
 DiFederico, Jules1966-67
 Dodson, Kyle2012-13-14
 Donovan, Brian P.....1968
 Foreman, Charles1959-61
 Gibbons, Dan1994-96
 Graf, Lawrence.....1973
 Harris, Tyrone.....1974-75, 77
 Jacobs, Mike 1998-01
 James, Thomas L. 1942, 46
 Long, Paul1991-92
 Lutz, Travis 1990
 Madigan, Mike1984-85
 Moses, Andrew2005-08-09
 Pridgeon, Malcolm..... 2016
 Roberts, Robert L.1952-53
 Robbins, Stephen.....1988
 Roe, John E.1944-45
 Snyder, Thomas L.1945
 Souders, Cecil B..... 1943-44
 St. John, Ben..... 2010-11
 Townsend, Alphonso 2000
 Wuellner, Richard W.....1938-39

67

Baldacci, Thomas G.1955-57
 Beamon, Eddie 1974-77
 Bearss, James.....1962-63
 Burris, Brooks.....1994-98
 Coker, Derek..... 2003
 Cutillo Dan..... 1972-73
 Eastlake, Charles 1939
 Ford, John.....1966-67
 Hartman, Gabriel C.1958-60
 Holloway, Ralph B.1968-70
 Howley, Edward..... 1954
 Hulshult, Gene 1983
 Katterhenrich, David L.1961
 Kline, Alan1990-93
 Landers, Robert 2016

Mitchum, Kyle.....2004-08
 Quattrone, Joseph..... 1946
 Ream, Charles D. 1936
 Schmidt, Grant 2015
 Siferd, Charles 1940
 Smith, Joseph1979-82
 Stewart, Robert..... 1953
 St. John, Ben2012-13
 Stump, Wilson1934-35
 Sullivan, Michael F.1985-88
 Szabo, Thomas 1971
 Templeton, David I..... 1947-48
 Wible, Calvin D..... 1945
 Wilhelm, Kurt..... 2001
 Windle, Gary..... 1964
 Wittman, Julius W.....1949-51
 Zahn, Matt 1999

68

Arnold, Birtho1957-59
 Baxter, Charles..... 1971
 Bentley, LeCharles.....1998-01
 Blankenship, Evan2007-08-09-10-11
 Crabbe, Jack..... 1938
 Coleman, Ronald 1966
 Correll, John 1940
 Cummings, John1972
 Decker, Taylor 2012-13-14-15
 DiPerro, Ramon F.1946-48
 Drake, Phillip B..... 1942
 Dunivant, Bill1943
 Faehl, Paul J..... 1950
 Garnett, Winfield.....1994-97
 Hocevar, Mark..... 1982
 James, Tim1984-85
 Moeller, Gary O.1960-62
 Norman, Drew 2003
 O'Rourke, James1974-75
 Parry, Ward.....1939
 Placas, John G. 1941
 Provenza, Russell D. 1955
 Riticher, Raymond J.1952-53
 Sawicki, Tim1976, 79
 Schafer, Tim2004-06
 Spiess, Nick.....1996-97
 Stillwagon, James R.....1968-70
 Stottlemeyer, Victor R.1967
 Uhlenhake, Jeff.....1986-88
 Van Horn, Douglas C.1963-65
 Wheat, Donte 1981
 Winrow, Jason.....1990-93
 Zangara, Donald 1945

69

Andria, Ernest1975, 77-79
 Bryant, Gene (Eugene).....1957-58
 Burrell, Matthew 2016
 Cutillo, Dan..... 1971
 Ehrensberger, Fred..... 1959

Facchine, Richard 1955
 Foster, Rodney1961-62
 Frank, Donald 1954
 Gray, Bryan.....2006-08
 Jacobs, Paul.....1967
 Kramer, Eric..... 2010-13
 Krieger, George 1946-47
 Leo, Thomas 1951
 Lindsay, Jean 1939
 Mack, Richard W.1972-74
 Mason, Glen.....1970
 Masoner, Robert1937
 Massey, Jim.....1997-01
 Pahl, Brandon..... 2015-16
 Ridder, William E.1963-65
 Savic, George..... 1950-51
 Schilling, John.....1988-91
 Shaffer, Jay 1986-87
 Slagle, William..... 1953
 Slagle, Zach2006-08
 Smith, Brian.....1992-94
 Stottlemeyer, Victor R.1966, 68
 Thomas, James..... 1949
 Tyree, Andree2003-05
 Wilson, William..... 1981

70

Bonhaus, Matt.....1991-95
 Browning, Bryant2006-08-09-10
 Collins, Mike.....1997
 Cornsweet, Harold.....1939-40
 Engle, Floyd1944
 Foley, David1966-68
 Fong, Chris.....2014-15
 France, Steve 1989
 Green, Mark1964-65
 Hasenohrl, George 1970-72
 Henry, Curtis 2016
 Hershberger, Peter J..... 1941
 Hilinski, Richard1953-54
 Hodick, Mike 1938
 Hullinger, Dennis..... 1963
 Koegel, Stephen1974-75
 Kuhnheim, Scott.....1998-02
 Laskoski, Richard D. 1961
 Leshner, Robert..... 1958
 Maupin, Brandon2003-04
 Michael, Richard J..... 1959
 Middleton, Richard R. 1971-73
 Miller, William G.1943
 Miller, William M.1948-50
 Moldea, Emil1947
 Nagy, Alex1957
 Pawlikowski, William.....1997
 Roberts, William1980-83
 Robinson, Joseph 1976-78
 Schiller, Richard T. 1952
 Schnitker, Max A.1945-46
 Simpson, Steve1979

ALL-TIME JERSEY LISTING

Trummer, Tim 2011
 White, John T. 1942
 Willard, Robert 1973

71

Bates, John 1997-98
 Bearss, James 1961
 Bunnell, David 1959
 Burrows, Scott 1979, 81
 Cato, Byron 1975-78
 Cusick, Peter 1972-74
 Fiers, Alan 1960
 Himes, Richard D. 1966-67
 Huddleston, Mike 1990-91
 Jennings, Jack W. 1947-49
 Kasunic, Gerald S. 1963-64
 Krisher, Gerald Glenn 1954
 Linsley, Corey 2009-13
 Logan, Richard L. 1950-51
 Madro, Joseph 1937-39
 Maggs, Robert 1983-86
 Medovich, Fred 1944
 Myers, Robert C. 1952
 Olivea, Shane 2001-03
 Perry, Charles 1955
 Pulfer, Ben 1997-99
 Rader, Ted 1953
 Rehring, Steve 2004-08
 Schafrath, Richard P. 1957-58
 Sheets, Steve 1992-94
 Troha, Richard J. 1969
 Trout, Kyle 2014-15-16

72

Anderson, Richard 1964-65
 Brown, Henry 1987
 Campanella, Joseph A. 1950
 Carter, Chris 2011-12-13-14
 Conlin, Ray 1984
 Downing, T.J. 2002-06
 Fazio, Charles A. 1945-48
 Gerald, Tyler 2016
 Howard, Fritz 1941
 Hutchison, Charles 1967-69
 Jabbusch, Robert O. 1942
 Jentes, Charles A. 1960
 Kotterman, Larry 1985-86
 Larimore, Dexter 2007-08-09-10
 Lukens, Joseph 1979-82
 Machinsky, Mike 1983
 Martin, John C. 1956-57
 Matz, James F. 1958
 Mayes, Rufus L. 1966
 McElheny, Norman E. 1944
 Morehead, Lee 1962
 Mountz, Gregory L. 1971
 Newlin, John M. 1938-39
 Pargo, Corey 1990
 Perez, Marcus 1996-00

Schumacher, James W. 1952-53
 Schumacher, Kurt 1972-74
 Sika, Scott 2008-09-10
 Stungis, John J. 1943
 Sullivan, Mark 1975-78
 Sumner, Jamie 1994-95
 Wilkinson, Dan 1992-93

73

Brown, Joe 1996-00
 Cummings, William G. 1956
 Dannelley, Scott 1972-75
 Davidson, James 1963-64
 DeBruin, Walter 1959
 Diamond, Charles 1944
 Dixon, Thorton 1942
 Echols, Reginald 1979-80
 Fender, Paul E. 1967
 Foster, Tom 1984
 Jacoby, George R. 1951-53
 Jordan, Michael 2016
 Kerr, Josh 2006-08-09-10
 Krowicz, Mark 1982-84
 Kuczek, Jeff 1986-87
 Mackie, Douglas 1976-77
 Mayes, Rufus L. 1968
 Meade, Jeff 1993-94
 Momsen, Robert E. 1950
 O'Hanlon, Richard M. 1946
 Prchlik, Richard 1947
 Sherrick, Paul 1988-91
 Simon, Richard E. 1969-71
 Underwood, Antonio .. 2011-12-13-14
 Vogel, Robert L. 1961-62
 Wagner, David 1957-58
 Winner, Steve 2002-05

74

Adams, Mike 2008
 Barton, Kirk 2003-07
 Brown, Timothy 1978-79
 Culver, Bryce 2001-03
 Current, Michael 1965-66
 Fritzsche, James 1947
 Guthrie, George P. 1951-52
 Hicks, John 1972-73
 Humbert, Stanley 1956
 Jones, Jamarco 2014-15-16
 Kohut, William W. 1964
 Kuzmaul, Greg 1991-95
 Long, David W. 1971
 Matz, James F. 1959-60
 McGinnis, Robert E. 1944-45
 Mewhort, Jack 2009-13
 Moxley, Tim 1986-89
 O'Hanlon, Richard M. 1948-49
 Pietrini, Louis 1974-76
 Schmidlin, Paul R. 1967-69
 Smith, Eric 1997-00

Stoeckel, Donald C. 1953-55
 Swartzbaugh, John D. 1943
 Unger, William 1962-63
 Zalenski, Scott 1981-84
 Ziegler, Andrew 1946

75

Adams, Mike 2009-10-11
 Adams, Thomas 1965
 Bean, Mark 1991
 Boone, Alex 2005-08
 Buonamici, Nicholas 1973-76
 Cheney, David A. 1968-70
 Cook, Jason 1994
 Cunningham, Leo 1943
 DeLong, Walt 1993
 Edwards, William R. 1949
 Ervin, Terry L. 1966-67
 Fleming, Henry 1997-00
 Fraser, Simon 2001-04
 Graves, Rory 1983-85
 Guy, Richard S. 1954-56
 Hietikko, James L. 1950-51
 Hutchings, John 1978
 Lisle, Evan 2013-14-15-16
 Moriarty, Timothy 1980
 Jaco, William 1979
 Pace, Orlando 1994-96
 Peterson, John 1987-90
 Roberts, Jack C. 1961
 Schram, Bruce 1957-58
 Teague, Willie M. 1972
 Whetstone, Robert E. 1953, 55
 Winters, Sam C. 1945
 Wolgamott, Othel 1944

76

Bachorski, Dan 1982-85
 Baldwin, Darryl 2012-13-14
 Beatty, Dan 1987, 89-90
 Beckman, Pete 1991-94
 Bishop, Bryce 1999
 Bowen, Brandon 2015-16
 Burgin, Asbury L. 1965-66
 Burke, Timothy 1978-79
 Cooper, Kenneth 1954
 Corbin, Steve 1980-81
 Denker, Irv 1952
 Floyd, John 1955
 Grubb, John 1986
 Hamilton, Forrest R. 1945-47
 Kelley, Jefferson 1996-97
 Kreuzer, Dean 1994-95
 Lipaj, Cyril M. 1942
 Marshall, James 1957-58
 Martin, Robert 1944
 Opperman, James D. 1968, 70
 Parry, Drew 2004-05
 Sanders, Daryl T. 1960-62

Scott, Dan 1971, 73
 Shugarts, J.B. 2008-09-10-11
 Sika, Scott 2006-07
 Smith, Eric 1995
 Stepanovich, Alex 2000-03
 Swank, Thomas 1974
 Teifke, Howard A. 1943
 Trautwein, Henry Bill 1948-50
 Verhoff, Jack 1953
 Weldy, Ronald 1959
 Wilson, Clifford 1956

77

Carson, James 1981-83
 Connor, Daniel D. 1961
 Cook, Ronald L. 1955, 57
 Endres, Robert L. 1951
 Feder, Kevin 2015-16
 Frangel, Reid 2012
 France, Doug 1972-74
 Hill, Michael 2013-14-15-16
 Jaco, William 1976
 Kirk, Brenton S. 1947-48
 Monnot, Dave 1990-93
 Moss, Eric 1994
 Nielsen, William B. 1967-69
 Orazen, Edward J. 1962-64
 Paulsen, Ron 1985
 Phillips, David 1977-79
 Rice, Dan 1975
 Stoudenmire, Malory 1970
 Sadewartz, Donald C. 1952-54
 Simms, Rob 2002-05
 Smith, Connor 2006-08-09-10
 Tomko, Craig 1994
 Tyrer, James E. 1958-60
 Walter, Tyson 1996-01

78

Barrow, Alex 2004-07
 Beecroft, Charles 1971-72
 Bishop, Bryce 2000-03
 Clearly, Thomas J. 1942
 Coan, Robert 1973
 Cox, Garth 1974, 76-77
 Crawford, Albert K. 1956-58
 Dawson, Jack S. 1948
 Dombos, John 1968
 Dooley, Joseph 1981-83
 Durham, Mike 1984-86
 Dwyer, Donald W. 1965-67
 Dye, Daniel 2004-07
 Ebinger, Elbert C. 1955
 Edgington, Harry 1951-52
 Elford, Drew 1995-99
 Knox, Demetrius 2014-15-16
 Levenick, Thomas 1979
 Norwell, Andrew 2010-13
 Porretta, Daniel J. 1962-64

ALL-TIME JERSEY LISTING

Santora, Ernest 1945
 Shoaf, Mike 1989-91
 Stringer, Corey 1992-94
 Tolford, George K. 1959-61

79

Akins, Kevin 1978
 Bloemer, Mike 1984-85
 Carden, Sean 1991
 Chesbrough, Larry 1983
 Cook, Ryan 2001-02
 Garber, Joseph 1984-86
 Hall, Marcus 2009-13
 Hill, Joseph 1964
 Keakbaum, Thomas 1957
 Machinsky, Francis C. 1953-55
 Mamula, Charles 1962-63
 Michael, William 1956
 Nemitz, Craig 1973
 Palahnuk, Michael 1981-82
 Pickett, Ryan 1998-00
 Risch, Robert 1960
 Skinner, Jon 2004-08
 Stafford, Michael 1999
 Staysniak, Joseph 1986-89
 Taylor, Brady 2014-15-16
 Thomas, William 1979
 Urbanik, William J. 1967-69
 Vavroch, William B. 1952
 Waldon, Larry 1993-97
 Ward, Chris 1974-77
 Whitaker, Larry 1958-59
 Williams, Shad 1970-72
 Wilson, Andrew J. 1946-49

80

Brown, Noah 2014-15-16
 Brubaker, Carl R. 1953-54
 Bruckner, Edwin 1941
 Dudley, Rickey 1994-95
 Fields, Chris 2009-13
 Fiers, Alan 1959
 Germany, Reggie 1997-00
 Grimes, Robert L. 1950-52
 Gurr, Mike 1996
 Hague, Leslie J. 1947-49
 Hamby, Ryan 2001-05
 Houston, James, Jr. 1978
 Johnson, Robert T. 1965-66
 Kay, Donald F. 1943
 Kessler, Carlton G. 1945
 McCarthy, Jeffrey 1981
 Middleton, Robert L. 1960-62
 Moss, Eric 1992-93
 Motejzik, John J. 1944
 Myers, Raymond 1980
 Pagac, Fred 1971-73
 Robiskie, Brian 2006-08
 Roy, Chris 1988-91

Souders, Cecil B. 1942-46
 Stock, Robert H. 1964
 Storer, Greg 1975-77
 Taggart, Ed 1983-86
 White, Jan 1968-70
 Zawacki, Charles E. 1955

81

Anders, Billy J. 1965-67
 Armstrong, Ralph A. 1949-51
 Bell, Farley 1975-76
 Coleman, R.J. 2002, 04-05
 Cook, Anthony 1988
 Crawford, Ricky 2008-09-10
 DeLillo, Nic 2008-09-10
 Dwelle, Brad 1979-82
 Frost, Marcel 2004-05
 Hausmann, Jake 2016
 Hooks, Andre 2001-02
 Hutchison, John 1984-86
 Irizarry, Louis 2003
 Jacobs, Matt 1994-95
 Kriss, Frederick C. 1954-56
 Kuhn, Richard 1968-70
 Langenkamp, Steve 1993
 Lease, Tom 1989-92
 Light, James 1978
 Lillie, Robert 1974
 Lord, John C. 1958
 Maddox, Joel 1952
 Marendt, Thomas L. 1971-72
 Meyer, Terry 1962-63
 Shannon, Larry R. 1947
 Stephens, Larry P. 1959-60
 Ullery, Brent 2006-07
 Vannett, Nick 2011-12-13-14-15
 Warnke, Darik 1996-99

82

Anderson, Richard 1952
 Antenucci, Thomas 1942
 Barwig, Ronald 1977-80
 Bonnie, Dale B. 1947
 Carter, Drew 1999-01
 Carter, Ryan 2012
 Clark, Eugene L. 1943
 Clark, James 2013-14-15-16
 Dendiu, Traian T. 1944, 46
 Disher, Larry L. 1957
 Doles, Lonnie 1965
 Furrey, Mike 1996-97
 Hall, Roy 2002-03
 Haller, Tim 1984-85
 Hazel, David 1972-74
 Jankowski, Bruce D. 1968-70
 Jordan, Devin 2004-05
 Koch, Jay 1987-90
 Langenkamp, Max 1992-94
 Lee, Byron 1982-85

Ludwig, Paul L. 1953-54
 Mayes, Rufus L. 1967
 Miller, Andy 2006-07
 Robinson, Joseph 1975
 Schoenbaum, Leon H. 1941
 Schuck, Kyle 2010
 Siegenthaler, Wes 1986
 Small, Ray 2008-09
 Spahr, William H. 1962-64
 Watson, Thomas G. 1945
 Williams, Norman 1991
 Wittmer, Charles G. 1959-61

83

Arden, Redgie 2002-04
 Behrens, Lawrence 1949
 Cech, Joe 2009-10
 Crall, Will 2005-06
 Debevc, Mark C. 1968-70
 DeGraffenreid, Allen 1990-92
 Dorsey, Robert S. 1947-48
 Dugger, Dean 1952-54
 Kriss, Chris 2001
 Garasic, Michael 1944
 Glenn, Terry 1993-95
 Hoak, Frank 1987
 Hornik, Joe 1975-78
 Lytle, John 1950
 McConville, Jim 1985
 McLaurin, Terry 2014-15-16
 Niederhauser, Donald 1955
 Niesz, Dale E. 1960
 Parks, Ernest 1946
 Perry, Clarence 1974
 Potokar, Dan 2007-08-09
 Provitt, Vanness 1996-00
 Ray, Murphy 1983
 Ricketts, Ormonde B. 1961-63
 Salter, Willie 2001
 Scannell, Michael P. 1971-72
 Schenking, Fred 1956-58
 Senegal, Donald 2011
 Taylor, Avery-Barton 1979
 Thomas, Michael 2012-13
 Wagner, Dave 1983
 Walden, Robert L. 1964-66
 Wright, Ward 1945

84

Bonnie, David M. 1947
 Brown, Henry 1883
 Brudzinski, Robert 1973-76
 Croy, Jack 1952
 Davidson, James 1985
 Davin, Brock 2016
 Dean, Hal S. 1941-42, 46
 Frost, Marcel 2003
 Gatewood, Russell 1981
 Gandee, Sherwin K. 1948-51

Graham, Jeff 1988-90
 Haer, Archie H. 1967
 Hamilton, Mardo M. 1944
 Hollins, John 2000-04
 Housteau, Joseph 1962-64
 Houston, James, Sr. 1957-59
 Jablonka, Evan 2005-06
 Jones, Scott 1971-72
 Kessler, Carlton G. 1943
 Kinzig, Cameron 2013
 Knight, Charles 1965
 Marsh, James R. 1970
 Pauley, Douglas 1980
 Powell, Craig 1991-94
 Robinson, Jeff 1993
 Ross, Ryan 2010-11
 Smith, Corey 2013-14-15
 Smith, Keith 1961
 Trabue, Jerry 1954
 Wisniewski, Steve 1995-99
 Worthington, Doug 2005-08-09

85

Aldrin, Charles 1968
 Azok, Frank 1958-59
 Baugh, Marcus 2013-14-15-16
 Brown, Leo 1955-57
 Campbell, Jim 1943
 Groza, Judd 1982-84
 Harlamert, Tony 2009-10
 Harris, Jimmie L. 1969-71
 Hasselo, Albert 1948
 Joslin, Robert V. 1951-53
 Kain, Lawrence 1974-75
 Kangah, Frank 2011
 King, Dale 1949
 Lee, Andrew 2000
 Lumpkin, John 1994-98
 Meade, John 1978
 Morrison, Fred L. 1946-47
 Moshier, William 1950
 Nein, James R. 1964, 66
 Nugent, Mike 2001-04
 Palmer, James 1988-89
 Payne, Marvin 1999
 Pretorius, Ryan 2005-08
 Robiskie, Brian 2005
 Saunders, Cedric 1990-93
 Smurda, John R. 1972-73
 Steinberg, Donald 1945
 Tidmore, Samuel E. 1960-61
 Toneff, George 1944

86

Allen, Paul 1984
 Aston, Daniel B. 1969
 Ballard, Jake 2006-08-09
 Brown, Calvin 1994
 Campbell, Jack 1952

ALL-TIME JERSEY LISTING

Cappell, Ward A. 1969-71
 Dixon, Joe 1975-77
 Dixon, Thorton 1941
 Donovan, Brendan 1972
 Graves, Reggie 1986
 Harris, Robert 1951
 Hayes, Kenny 2011
 Heuerman, Jeff 2011-12-13
 Hinebaugh, Kenneth 1950
 Humbert, Stanley 1954-55
 Jones, Dre'Mont 2015-16
 Lee, Ben 1978-81
 Lee, Maurice 1999-00, 02-03
 Lickovitch, Gary 1987, 90
 Longo, Gene 1984
 Maltinsky, Paul R. 1943-45
 Michael, Richard J. 1958
 Naples, Carmen 1942
 Niekamp, Kevin 1991-92
 Palmer, John V. 1964-65
 Payne, Marvin 1998
 Potokar, Dan 2005-06
 Pulsfort, Mike 1997
 Reid, Brad 1993
 Ryan, Mike 2010
 Selvaggio, Rob 1983
 Stamp, Andy 1996
 Stanley, Dimitrious 1993
 Trittipio, John 1956
 Turano, Kyle 2002, '04
 Van Raaphorst, Richard W. ..1961-63

87

Bartoszek, Mike 1972-74
 Basinger, Edward 1948-50
 Bowermaster, Russel L. 1956-58
 Caldwell, Jason 2000-04
 Carroll, Jim 1984-85
 Collmar, William J. 1954-55
 Davis, Robert 1991-95
 Deyo, Charles 1958
 Dixon, Stanley 1947
 Grimmer, Ken 1983
 Gwilym, Peter 2012-13-14
 Houser, Kevin 1996-99
 Huffman, Rich 1988-90
 Jackson, Richard S. 1944-45
 Jaco, William 1977
 Jones, David 1962
 Knapic, Bernie 1951
 Lashutka, Gregory S. 1963-65
 Luttner, Ken 1969-71
 Moran-Alley, David 1979
 Penn, Trent 1982
 Perdue, Thomas H. 1959-61
 Roark, Chris 2009-11
 Ruhl, Kyle 2004
 Smith, Brandon 2005-08
 Smith, Robert P. 1968

Stump, Alex 2015-16
 Wilson, Lawrence 2005-08-09

88

Alexander, A.J. 2015-16
 Allen, Richard 1963-65
 Allen, Paul 1983
 Blount, Stacey 2012
 Bryant, Charles S. 1959-61
 Cox, Marc 1976
 DeCree, Van 1972-74
 Dillon, Daniel D. 1966
 DiPerro, Ramon F. 1944
 Eisenberg, Brian 1941
 Foltz, Pete 2004
 Fragel, Reid 2009-10-11
 Graper, Frank 1994
 Gurr, Mike 1997
 Hague, Thomas R. 1952-53
 Hartsock, Ben 1999-03
 Higdon, Alex 1984-87
 Houser, Bob 1993-96
 Jemison, Thad 1981-83
 Kiehuss, Thomas C. 1962-64
 Miller, Steve 2011-12-13-14
 Moore, Jimmy 1975
 Morgan, Thomas 1958
 Morgan, Tommy Joe 1956-57
 Nicol, Rory 2004-08
 Ojikutu, Brandon 2013
 Sarringhaus, Paul H. 1941-42, 45
 Stablein, Brian 1989-92
 Watson, Thomas G. 1948-50
 White, Stanley R. 1970-71
 Whitfield, David A. 1967-69
 Wilson, William 1979

89

Anderson, Thomas L. 1964
 Baker, Mike 1993-94
 Calloway, Thomas 1965
 Corbitt, Walter 1952
 Crane, Jameson 1946-47
 Deyo, Charles 1959
 Ellis, Jeff 1987-88, 90-91
 Farrell, Luke 2016
 Ferguson, Bryan 1976-77
 Frank, John 1980-83
 Greene, Jeff 2014-15
 Guzik, Frank A. 1953
 Hummel, Garrett 2007-10
 Hunter, Charles 1978-79
 Jones, Darrell (D.J.) 1992-94, 96
 Katula, Ted 1956
 Michael, William 1954-55
 Powell, Theodore 1972-73
 Riley, Jared 2011
 Roman, Nicholas G. 1966-67, 69
 Rayford, Elwood 1960-61

Sanders, Darnell 1998-01
 Skipper, Chris 1986
 Thomas, Blake 2012
 Walther, Richard E. 1950-51
 White Jr., Stan 2002-06
 Willis, Leonard 1974-75

90

Amling, Martin 1943
 Amling, Warren E. 1944-46
 Baldwin, Darryl 2010-11
 Braun, Don 1982
 Cairns, Gary L. 1966-67
 Coady, Mike 1972
 Curto, Patrick 1973-75
 Ecrement, Thomas 1968-69
 Frimel, Rich 1988-91
 Gibson, Thaddeus 2008-09
 Hall, Davis 1976
 Herrman, Harvery J. 1959
 King, Dale 1948
 Kirstan, Bryan 2016
 Lagwig, Eric 1963
 Megaro, Anthony 1977-80
 Morris, Don 1986
 Nourse, Joseph 1961
 Pitcock, Quinn 2002-06
 Rees, James R. 1942
 Ridder, Fred 1984-87
 Schutt, Tommy 2012-13-14-15
 Stephenson, Jack W. 1941
 Styles, Lorenzo 1992-94
 Teague, Willie M. 1970-71
 Thomas, Quinton 2001
 Thomas, Richard J. 1951-52
 Wayne, Clinton 1996-00

91

Bell, Robert 1949
 Benio, Brian 1987-88
 Bond, Jason 2000-03
 Chrisman, Drue 2016
 Conrad, Frank 1999
 Cope, James 1972-74
 Daly, Brent 2007
 Fellows, Melvin 2009-11
 Gilmore, James 1981
 Klohn, Jim 1983-84
 Langermeier, George 1958
 Lillie, Robert 1975-76
 Manyak, John N. 1952
 Martin, Paul D. 1959
 McCary, William 2012
 Mobley, Benjamin A. 1964
 Parry, Aaron 2014
 Payne, Marvin 2000
 Rock, Chris 2013
 Simmons, Jason 1990-93
 Smith, Stewart 2009

Sobolewski, John J. 1966, 68
 St. John, Scott 1988
 Trittipio, John 1955
 Wakefield, Richard 1969-71
 Williams, Ryan 2005-06
 Wilson, Clifford 1957
 Wilson, Jeff 1994-98
 Wilson, William 1980

92

Amling, Martin 1942
 Ashton, William 1952-53
 Barnard, Eric 1979
 Battista, Thomas 1973-74
 Belko, Greg 1975
 Bilkie, Edward R. 1950
 Blazeff, Lalo 1954
 Breed, Paul 1997
 Burrows, Roger W. 1970
 Coleman, Ken 1987-90
 Cottrell, Ernest E. 1944
 Daly, Brett 2004-06
 Denlinger, Todd 2005-08-09
 Durbin, Tyler 2016
 Finkes, Matt 1993-96
 Graves, Reggie 1983-85
 Howman, Dennis 1963-64
 Hulshult, Gene 1982
 Lago, Gary M. 1971-72
 Laser, Joel 1976-78
 McCary, William 2010-11
 McQueen, Therone 1991-92
 Nichols, Donald 1945
 Perrotti, Michael 1946
 Rowland, James H. 1959
 Schabo, Andrew 2001
 Schafer, Tim 2002-03
 Stackhouse, Raymond L. 1943
 Stowe, John H. 1968
 Washington, Aldophus 2012-13-14-15
 Welch, Brent 2000

93

Abdallah, Nader 2004-08
 Bach, Terry 1977-78
 Bean, Mark 1989
 Bellamy, Adam 2009-11
 Brown, Jeff 1972
 Clotz, Dennis R. 1961
 Goff, Carlos 1991-92
 Gunder, John 1945
 Homa, Randy 1996-99
 Huntzinger, Rick 1994-95
 Jones, Ty 1985-86
 Kaser, Daniel 1967
 Katula, Ted 1951
 Long, Paul 1989
 MacCready, Derek 1987-88
 Orazen, Michael 1964-66

ALL-TIME JERSEY LISTING

Perry, Clarence.....1975
 Riehm, Christopher.....1979-82
 Smith, Will 2000-03
 Sprinkle, Tracy..... 2013-14-15-16
 Stora, Joseph.....1943
 Trepanier, Edward.....1973

94

Adkins, David1974-77
 Bailey, Rodney1997-00
 Berner, Joseph.....1981
 Brwon, Henry1985-86
 Crasper, Steven R.1969
 Cicero, Chris.....1983
 Dublin, Walter2006
 Dugger, John R.1942
 Foster, Derrick.....1989-92
 Frazier, Rashad2012-13
 Green, Cavin2010-11
 Green, Marcus2001-05
 Longer, Robert M.1964
 Merrell, Bob1945
 Neff, George E.1943-44
 Palmer, James F.1949
 Peterman, Billy1989
 Selvaggio, Rob1984
 Shelton, John.....1951
 Simindinger, Scott.....1997
 Strong, Terry.....1970
 Tabacca, Jerome1966
 Thompson, Dylan..... 2014-15-16
 Vrabel, Mike1993-96
 Warner, Duane A.1960
 Wells, Keith.....2008-09

95

Applegate, Richard1974-75
 Baxter, Charles.....1972
 Bell, Jim.....1992-97
 Cotton, Sian2004-05
 Fedderson, Jerold V.1943
 George, August.....1965-66
 Huntzinger, Rick.....1993
 Johnston, Cameron
2013-14-15-16
 Kacherski, John1987-88, 91
 Kelsey, Ray T.1945
 Lago, Gary M.....1970
 Lee, Darryl.....1983-86
 Lewis, Brian.....1977
 Manifold, Matt1987
 Matheney, Don.....2009-11
 Patton, Randall.....1971
 Phillips, Larry.....1978-81
 Pittman, Se'Von.....2012
 Rietschlin, Chris2007-08
 Simindinger, Scott.....1997
 Stukey, Brian1984-85
 Stungis, John J.....1946

Thompson, David.....1998-02

96

Andrews, David.....2002
 Bose, Tom1982-84
 Cusick, Martin1974-77
 D'Andrea, Michael.....1979-81
 Daniels, LeShun1992-93
 Eisenhard, Tony.....1995-99
 Garnier, Juan.....2005-06
 Hackett, William G.1943-45
 Hoewischer, Jordan.....2004-05
 Houston, Lindell L.1941-42
 Lillvis, Gary.....1972
 Lutz, Travis1990-91
 McQuaide, Jake.....06, 2008-10
 Mobley, Willie.....2008
 Nnake, Chibundu2004
 Nuernberger, Sean2014-15-16
 Stephens, Kharim.....2012
 Zizakovic, Srecko.....1985-89

97

Belgrave, Earl.....1972
 Bosa, Joey.....2013-14-15
 Bosa, Nick2016
 Crecelius, David.....1981-84
 Day, John1993-97
 Dixon, Stanley1946
 Heinen, Brian1994-95
 Heyward, Cameron.....2007-10
 Holman, John.....2012
 Jones, Kirk1970
 Metzger, Joe1990-92
 Patterson, David2003-06
 Peterson, Kenny.....1998-02
 Ploitt, Harry W.1968-69
 Sapp, Michael1974
 Sciuilli, Joseph1971
 Smith, Ted1973
 Sullivan, Mark P.1979-80
 Uhlenhake, Jeff.....1985
 Vogler, Terry1977-78
 Wortman, Robert C.1964

98

Bean, Mark.....1990
 Burton, Kelly.....1997
 Christopher, Roderick1991
 Collins, Mike.....1998-01
 Cramer, James1973
 Doll, John1972
 Fair, Robert F.1963
 Holman, John.....2013
 Johnson, Kevin.....1996-97
 Johnson, Thomas.....1982-85
 Jones, Paul.....1974-76
 Jones, R.C.1992-93
 Kellum, Wendell1977

Marcinick, Gary1984
 McCafferty, Donald W.1941-42
 Olman, Kevin.....1979-81
 Penton, Joel.....2002-06
 Sapanero, Robert.....1970
 Shavers, Alonzo1993-95
 Showalter, Michael1986-87, 89
 Spriggs, Marcus1994-95
 Thomas, John R.1943-45
 Thomas, Solomon2007-11
 Vargo, Thomas W.1965
 Willoughby, Jack2015

99

Daniell, James1941
 Fickell, Luke1992-96
 McCray, Michael.....1986-88
 Merrick, Mike1993
 Miller, Nick.....1980-81
 Moore, Jimmy1976-78
 Niswander, Brent1985
 O'Rourke, Larry.....1974
 Queen, Heath.....1997-00
 Pfister, Mark1983-84
 Richardson, Jay.....2002-06
 Spellman, Alonzo1989-91
 Terry, Curtis2008
 Tyree, Andree2001
 Weiland, Jeff1975
 Willis, William K.1942-44

STARTERS BY YEAR

(BASED ON AVAILABLE INFORMATION, 1960 TO PRESENT)

1960

Offense	Defense
LE Charles Bryant	LE Tom Perdue
LT Robert Vogel	LT Alan Fiers
LG Donald Young	MG Michael Ingram
C William Armstrong	RT James Lindner
RG Gabe Hartman	RE Gary Moeller
RT James Tyrer	CB Daryl Sanders
RE Robert Middleton	LB Samuel Hidmore
QB Tom Matte	LB Bill Mrukowski
LH William Wentz	LH Ronald Houck
RH Robert Klein	RH James Herbstreit
FB Robert Ferguson	S Dave Katterhenrich

1961

Offense	Defense
LE Charles Bryant	LE Thomas Perdue
LT Robert Vogel	LT Jack Roberts
LG Thomas Jenkins	MG Michael Ingram
C William Armstrong	RT Gary Moeller
RG Rodney Foster	RE Larry Stephens
RT Daryl Sanders	CB George Tolford
RE Robert Middleton	LB Samuel Tidmore
QB John Mummy	LB Bill Mrukowski
LH Paul Warfield	LH Ronald Houck
RH Matthew Snell	RH William Hess
FB Robert Ferguson	S David Tingley

1962

Offense	Defense
LE Ormonde Ricketts	LE Matt Snell
LT Robert Vogel	LT Ed Orazen
LG Thomas Jenkins	MG Al Parker
C William Armstrong	RT Gary Moeller
RG Rodney Foster	RE Wayne Betz
RT Daryl Sanders	CB Daniel Porretta
RE Robert Middleton	LB William Spahr
QB William Mrukowski	LB Arnold Chonko
LH Paul Warfield	LH Robert Bruney
RH Robert Klein	RH William Hess
FB David Francis	S Stephan Dreffer

1963

Offense	Defense
LE Gregory Lashutka	LE William Spahr
LT James Davidson	LT Bernie Stanley
LG Thomas Jenkins	MG Thomas Bugel
C Thomas Federle	RT Dwight Kelley
RG Daniel Porretta	RE William Ridder
RT Douglas Van Horn	CB Charles Mamula
RE Ormonde Ricketts	LB Thomas Kiehfuss
QB Donald Unverferth	LB Arnold Chonko
LH Paul Warfield	LH Douglas Drenik
	Thomas Barrington
RH Tyrone Barnett	RH Donald Harkins
FB Matthew Snell	S Stephan Dreffer

1964

Offense	Defense
LE Robert Stock	LE William Spahr
LT James Davidson	LT Edward Orazen
LG Ted Andrick	MG Thomas Bugel
C Thomas Federle	RT Dwight Kelley
RG Daniel Porretta	RE William Ridder
RT William Van Horn	CB Gary Miller
RE Greg Lashutka	LB Thomas Kiehfuss
QB Don Unverferth	LB Arnold Chonko
LH Thomas Barrington	LH John Fill
RH Robert Rein	RH Donald Harkins
FB Willard Sander	S Stephan Dreffer
	Douglas Drenik

1965

Offense	Defense
LE Billy Anders	LE James Baas
LT Michael Current	LT Gary Miller
LG Ted Andrick	MG William Ridder
C Ray Pryor	RT Larry Snyder
RG Douglas Van Horn	RE Richard Himes
RT Richard Anderson	LB Thomas Bugel
RE Gregory Lashutka	LB Dwight Kelley
QB Donald Unverferth	LB John McCoy
LH Thomas Barrington	LH John Fill
RH Robert Rein	RH Stan Hamlin
FB Willard Sander	S Robert Walden

1966

Offense	Defense
LE Bill Anders	LE Jim Baas
LT Mike Current	LT Dick Himes
LG John Kelley	MG Vic Stottlemeyer
C Ray Pryor	RT Gary Miller
RG John Palmer	RE Nick Roman
RT Dave Foley	LB John McCoy
RE Rufus Mayes	LB Mark Stier
QB Bill Long	LB Dirk Worden
LH Rudy Hubbard	LH John Fill
RH Bo Rein	RH Jim Nein
FB Paul Hudson	S Tom Portsmouth

1967

Offense	Defense
LE Bill Anders	LE David Whitfield
LT Richard Himes	LT Paul Schmidlin
LG John Kelley	MG Dwight Fertig
C John Muhlbach	RT William Urbanik
RG Alan Jack	RE Nicholas Roman
RT David Foley	LB Dirk Worden
RE Rufus Mayes	LB Mark Stier
QB William Long	Michael Radtke
LH David Brungard	LB James Nein
RH Rudy Hubbard	LH Ted Provost
FB Jim Otis	RH Samuel Elliott
	S Tom Portsmouth

1968

Offense	Defense
LE Jan White	LE David Whitfield
LT Dave Foley	LT Paul Schmidlin
LG Tom Backhus	MG Jim Stillwagon
C Jim Muhlbach	RT Brad Nielsen
RG Alan Jack	RE Mark Debevc
RT Rufus Mayes	CB Jack Tatum
RE Bruce Jankowski	LB Doug Adams
QB Rex Kern	LB Mark Stier
LH John Brockington	LH Ted Provost
RH Larry Zelina	RH Tim Anderson
FB Jim Otis	S Mike Sensibaugh

1969

Offense	Defense
LE Jan White	LE Dick Whitfield
LT Dave Cheney	LT Paul Schmidlin
LG Thomas Backhus	MG Jim Stillwagon
C Brian Donovan	RT Bill Urbanik
RG Alan Jack	RE Mark Debevc
RT Charles Hutchison	LB Doug Adams
RE Bruce Jankowski	LB Phil Strickland
QB Rex Kern	CB Jack Tatum
LH Leo Hayden	LH Ted Provost
RH Larry Zelina	RH Tim Anderson
FB Jim Otis	S Mike Sensibaugh

1970

Offense	Defense
LE Jan White	LE Mark Debevc
LT Dave Cheney	LT George Hasenohrl
LG Dick Kuhn	MG Jim Stillwagon
C Tom DeLeone	RT Shad Williams
RG Phil Strickland	RE Ken Luttner
RT John Hicks	LB Doug Adams
RE Bruce Jankowski	LB Stan White
QB Rex Kern	LH Harry Howard
LH Leo Hayden	RH Tim Anderson
RH Larry Zelina	CB Jack Tatum
FB John Brockington	S Mike Sensibaugh

1971

Offense	Defense
TE Dick Wakefield	LE Tom Marendt
LT Dan Scott	LT George Hasenohrl
LG Jim Kregel	RT Dan Cutillo
C Tom DeLeone	RE Ken Luttner
RG Chuck Bonica	LB Vic Koegel
RT Rick Simon	LB Randy Gradishar
SE Jimmie Lee Harris	LB Stan White
QB Don Lamka	LH Tom Campana
RH Morris Bradshaw	RH Jeff Davis
LE Rick Galbos	CB Harry Howard
FB John Bledsoe	S Rick Seifert

STARTERS BY YEAR

(BASED ON AVAILABLE INFORMATION, 1960 TO PRESENT)

1972**Offense**

TE Fred Pagac
 LT Merv Teague
 LG Jim Kregel
 C Steve Myers
 RG Larry Wiggins
 RT John Hicks
 SE Mike Bartoszek
 QB Greg Hare
 LH Archie Griffin
 RH Brian Baschnagel
 Richard Galbos
 FB Harold Henson

Defense

LE Van Ness DeCree
 LT George Hasenohrl
 RT Pete Cusick
 RE Jim Cope
 LB Randy Gradishar
 LB Arnie Jones
 LB Rick Middleton
 LH Neal Colzie
 RH Jeff Davis
 S Rick Seifert
 CB Lou Mathis

1973**Offense**

TE Fred Pagac
 LT Kurt Schumacher
 LG Jim Kregel
 C Steve Myers
 RG Dick Mack
 RT John Hicks
 SE Mike Bartoszek
 QB Cornelius Greene
 TB Archie Griffin
 WB Brian Baschnagel
 FB Bruce Elia

Defense

LE Van Ness DeCree
 LT Arnie Jones
 RT Pete Cusick
 RE Jim Cope
 LB Randy Gradishar
 LB Vic Koegel
 LB Rick Middleton
 LH Neal Colzie
 RH Steve Luke
 OS Tim Fox
 S Rick Parsons

1974**Offense**

TE Doug France
 LT Kurt Schumacher
 LG Ted Smith
 C Steve Myers
 RG Dick Mack
 RT Scott Dannelley
 SE Dave Hazel
 QB Cornelius Greene
 TB Archie Griffin
 WB Brian Baschnagel
 FB Pete Johnson

Defense

LE Van Ness DeCree
 LT Nick Buonamici
 RT Pete Cusick
 RE Jim Cope
 LB Ken Kuhn
 LB Bruce Elia
 LB Arnie Jones
 LH Neal Colzie
 RH Steve Luke
 S Tim Fox
 S Rich Parsons

1975**Offense**

TE Larry Kain
 LT Chris Ward
 LG Ted Smith
 C Rick Applegate
 RG Bill Lukens
 RT Scott Dannelley
 SE Len Willis
 QB Cornelius Greene
 TB Archie Griffin
 WB Brian Baschnagel
 FB Pete Johnson

Defense

LE Pat Curto
 LT Eddie Beamon
 MG Aaron Brown
 RT Nick Buonamici
 RE Bob Brudzinski
 LB Ed Thompson
 LB Ken Kuhn
 LH Craig Cassady
 RH Bruce Ruhl
 S Ray Griffin
 S Tim Fox

1976**Offense**

TE Greg Storer
 LT Chris Ward
 LG Jim Savoca
 C Mark Lang
 RG Bill Lukens
 RT Lou Pietrini
 SE Herman Jones
 QB Rod Gerald
 TB Jeff Logan
 WB Jim Harrell
 FB Pete Johnson

Defense

LE Bob Brudzinski
 LT Nick Buonamici
 MG Aaron Brown
 RT Eddie Beamon
 RE Kelton Dansler
 LB Tom Cousineau
 LB Ed Thompson
 LH Mike Guess
 RH Tom Roche
 S Joe Allegro
 S Ray Griffin

1977**Offense**

TE Jimmy Moore
 LT Chris Ward
 LG Mark Lang
 C Tim Vogler
 RG Ken Fritz
 RT Joe Robinson
 TE Bill Jaco
 QB Rod Gerald
 TB Ron Springs
 FL Jim Harrell
 FB Jeff Logan

Defense

LE Paul Ross
 LT Byron Cato
 MG Aaron Brown
 RT Gary Dulin
 RE Kelton Dansler
 LB Tom Cousineau
 LB Dave Adkins
 LH Mike Guess
 RH Len Mills
 S Joe Allegro
 S Ray Griffin

1978**Offense**

TE Jimmy Moore
 LT Keith Ferguson
 LG Ken Fritz
 C Tim Vogler
 RG Jim Savoca
 RT Joe Robinson
 SE Rod Gerald
 QB Art Schlichter
 TB Ron Springs
 FL Doug Donley
 FB Paul Campbell

Defense

OLB Paul Ross
 LT Gary Dulin
 MG Mark Sullivan
 RT Byron Cato
 OLB Kelton Dansler
 LB Al Washington
 LB Tom Cousineau
 LH Mike Guess
 RH Ray Ellis
 CB Todd Bell
 S Vince Skillings

1979**Offense**

TE Brad Dwelle
 LT Tim Burke
 LG Ernie Andria
 C Tom Waugh
 RG Ken Fritz
 RT Joe Lukens
 SE Gary Williams
 QB Art Schlichter
 TB Cal Murray
 FL Doug Donley
 FB Ric Volley

Defense

OLB Keith Ferguson
 LT Luther Henson
 MG Tim Sawicki
 RT Jerome Foster
 OLB Jim Laughlin
 LB Marcus Marek
 LB Al Washington
 ROV Todd Bell
 RC Ray Ellis
 LC Mike Guess
 S Vince Skillings

1980**Offense**

TE Brad Dwelle
 LT Joe Smith
 LG Scott Burris
 C Jim DeLeone
 RG Joe Lukens
 RT Luther Henson
 SE Gary Williams
 QB Art Schlichter
 TB Calvin Murray
 FL Doug Donley
 FB Tim Spencer

Defense

OLB Keith Ferguson
 LT Chris Riehm
 MG Mark Sullivan
 RT Jerome Foster
 OLB Alvin Washington
 LB Marcus Marek
 LB Glen Cobb
 ROV Todd Bell
 LC Vince Skillings
 RC Ray Ellis
 S Bob Murphy

1981**Offense**

TE John Frank
 LT Bill Roberts
 LG Scott Zalenski
 C Jim DeLeone
 RG Joe Lukens
 RT Joe Smith
 SE Gary Williams
 QB Art Schlichter
 TB Tim Spencer
 FL Cedric Anderson
 FB Vaughn Broadnax

Defense

OLB Mike D'Andrea
 LT Jerome Foster
 MG Nick Miller
 RT Chris Riehm
 OLB Anthony Griggs
 LB Marcus Marek
 LB Glen Cobb
 ROV Doug Hill
 CB Kelvin Bell
 CB Shaun Gayle
 S Garcia Lane

1982**Offense**

TE John Frank
 LT Bill Roberts
 LG Scott Zalenski
 C Craig Pack
 RG Joe Lukens
 RT Jim Carson
 SE Gary Williams
 QB Mike Tomczak
 TB Tim Spencer
 FL Cedric Anderson
 FB Vaughn Broadnax

Defense

OLB Rowland Tatum
 LT Jerome Foster
 MG Spencer Nelms
 RT Chris Riehm
 OLB Curt Curtis
 LB Glen Cobb
 LB Marcus Marek
 ROV Doug Hill
 LC Garcia Lane
 RC Shaun Gayle
 S Kelvin Bell

1983**Offense**

TE John Frank
 LT Bill Roberts
 Rory Graves
 LG Kirk Lowdermilk
 C Joe Dooley
 RG Scott Zalenski
 RT Mark Krerowicz
 SE Thad Jemison
 QB Mike Tomczak
 TB Keith Byars
 FL Cedric Anderson
 FB Vaughn Broadnax

Defense

OLB Orlando Lowry
 LT Dave Crecelius
 MG Spencer Nelms
 RT Dave Morrill
 OLB Rowland Tatum
 Curt Curtis
 LB Clark Backus
 LB Byron Lee
 Rowland Tatum
 ROV Doug Hill
 CB Garcia Lane
 CB Shaun Gayle
 S Kelvin Bell

STARTERS BY YEAR

(BASED ON AVAILABLE INFORMATION, 1960 TO PRESENT)

1984

Offense	Defense
TE Ed Taggart	OLB Dennis Hueston
LT Rory Graves	LT Dave Crecelius
LG Jim Lachey	NG Tony Giuliani
C Kirk Lowdermilk	RT Dave Morrill
RG Scott Zalenski	OLB Byron Lee
RT Mark Krerowicz	LB Chris Spielman
SE Cris Carter	LB Thomas Johnson
QB Mike Tomczak	ROV Sonny Gordon
TB Keith Byars	WCB William White
FL Mike Lanese	SCB Greg Rogan
FB Barry Walker	S Terry White

1985

Offense	Defense
TE Ed Taggart	OLB Eric Kumerow
LT Rory Graves	LT Fred Ridder
LG Jeff Uhlenhake	RT Darryl Lee
C Bob Maggs	OLB Byron Lee
RG Jim Gilmore	LB Chris Spielman
RT Larry Kotterman	LB Larry Kolic
SE Cris Carter	LB Thomas Johnson
QB Jim Karsatos	ROV Sonny Gordon
TB John Wooldridge	WCB William White
FL Mike Lanese	SCB Greg Rogan
FB George Cooper	S Terry White

1986

Offense	Defense
TE Ed Taggart	OLB Eric Kumerow
LT Joe Staysniak	LT Mike Showalter Henry Brown
LG Jeff Uhlenhake	NG Fred Ridder
C Bob Maggs	RT Darryl Lee
RG Greg Zackeroff	OLB Derek Isaman
RT Jay Shaffer Larry Kotterman	LB Chris Spielman
SE Cris Carter	LB Mike Kee
QB Jim Karsatos	ROV Sonny Gordon
TB Vince Workman	CB William White
FL Nate Harris	CB Greg Rogan
FB George Cooper	S David Brown

1987

Offense	Defense
TE Alex Higdon	OLB Eric Kumerow
LT Joe Staysniak	LT Ray Holliman
LG Karl Coles	NG Mike Sullivan
C Jeff Uhlenhake	RT Kenneth Coleman
RG Greg Zackeroff	OLB Mike McCray
RT Tim Moxley	LB Chris Spielman
SE Everett Ross	LB Derek Isaman
QB Tom Tupa	ROV Ray Jackson
TB Carlos Snow	CB William White
FL Vince Workman	CB Zack Dumas
FB George Cooper	S David Brown

1988

Offense	Defense
TE Jeff Ellis	OLB Srecko Zizakovic
QT Joe Staysniak	DT Ken Coleman
QG Jeff Davidson	NG Mike Sullivan
C Jeff Uhlenhake	DE Derek MacCready
SG Greg Zackeroff	OLB Michael McCray
SE Tim Moxley	ILB Orlando Craig
ST Jeff Graham	ILB John Sullivan
QB Greg Frey	CB Zack Dumas
TB Carlos Snow	CB Vinnie Clark
FL Bobby Olive	FS David Brown
FB Bill Matlock	SS Jim Peel

1989

Offense	Defense
TE Jim Palmer	OLB Tom Lease
ST Tim Moxley	DE Srecko Zizakovic
SG Karl Coles	DT Rich Frimel
C Dan Beatty	NG Pat Thomas
QG Jeff Davidson	OLB Alonzo Spellman
QT Joe Staysniak	SLB Judah Herman
SE Greg Beatty	WLB Derek Isaman
QB Greg Frey	LCB Vince Clark
TB Carlos Snow	RCB David Brown
FL Jeff Graham	SS Zack Dumas
FB Scottie Graham	FS Mark Pelini

1990

Offense	Defense
TE Gary Lickovitch	OLB Jay Koch
ST Mick Shoaf	DE Alonzo Spellman
SG John Peterson	DT Rich Frimel
C Dan Beatty	NG Greg Smith
QG Len Hartman	OLB Jason Simmons
QT Alan Kline	ILB Tom Lease
SE Bobby Olive	ILB Steve Tovar
QB Greg Frey	LCB Vinnie Clark
TB Robert Smith	RCB Foster Paulk
FL Jeff Graham	SS Jim Peel
FB Scottie Graham	FS Mark Pelini

1991

Offense	Defense
TE Cedric Saunders	OLB Andy Gurd
LT Alan Kline	DE Alonzo Spellman
LG Len Hartman	NG Greg Smith
C Paul Long	DT Rich Frimel
RG Dave Monnot	OLB John Kacherski
RT Jason Winrow	SLB Judah Herman
SE Brian Stablein	WLB Steve Tovar
QB Kent Graham	SS Roger Harper
TB Carlos Snow	BCB Bryan Cook
FL Bernard Edwards	WCB Foster Paulk
FB Scottie Graham	FS Chico Nelson

1992

Offense	Defense
TE Cedric Saunders	LE Derrick Foster
LT Alan Kline	DT Dan Wilkinson
LG Len Hartman	MG Greg Smith
C Paul Long	RE Jason Simmons
RG Dave Monnot	BLB Mark Williams
RT Jason Winrow Korey Stringer	MLB Steve Tovar
SE Brian Stablein	WLB Craig Powell
QB Kirk Herbstreit	BCB Bryan Cook
TB Robert Smith	SS Roger Harper
FL Chris Sanders	FS Chico Nelson
FB Jeff Cothran	WCB Tim Walton

1993

Offense	Defense
TE Cedric Saunders	DE Randall Brown
LT Alan Kline	DT Dan Wilkinson
LG Jason Winrow	NG Luke Fickell
C Jack Thrush	DE Jason Simmons
RG Dave Monnot	OLB Mark Williams
RT Korey Stringer	MLB Lorenzo Styles
SE Joey Galloway	OLB Craig Powell
QB Bobby Hoying	BCB Tim Walton
TB Raymond Harris	SS Chico Nelson
FL Chris Sanders	FS Walter Taylor
FB Jeff Cothran	FCB Marlon Kerner

1994

Offense	Defense
TE D. J. Jones	DE Mike Vrabel
LT Orlando Pace	DT Matt Bonhaus
LG Jamie Sumner	NG Luke Fickell
C Juan Porter	DE Matt Finkes
RG LeShun Daniels	OLB Greg Bellisari
RT Korey Stringer	MLB Lorenzo Styles
SE Joey Galloway	OLB Craig Powell
QB Bobby Hoying	LCB Shawn Springs
TB Eddie George	FS Tim Patillo
FL Chris Sanders	SS Tito Paul
FB Nicky Sualua	RCB MarlonKerner

1995

Offense	Defense
TE Rickey Dudley	DE Matt Finkes
LT Orlando Pace	DT Matt Bonhaus
LG Jamie Sumner	NG Luke Fickell
C Juan Porter	DE Mike Vrabel
RG LeShun Daniels	LB Kevin Johnson
RT Eric Gohlstin	LB Greg Bellisari
SE Buster Tillman	LB Ryan Miller
QB Bobby Hoying	CB Shawn Springs
TB Eddie George	CB Ty Howard
FL Terry Glenn	FS Anthony Gwinn
FB Nicky Sualua	SS Rob Kelly

STARTERS BY YEAR

(BASED ON AVAILABLE INFORMATION, 1960 TO PRESENT)

1996**Offense**

TE D. J. Jones
 LT Orlando Pace
 LG Rob Murphy
 C Juan Porter
 RG LeShun Daniels
 RT Eric Gohlstin
 SE David Boston
 QB Stanley Jackson
 TB Pepe Pearson
 FL Dimitrious Stanley
 FB Matt Calhoun

Defense

DE Matt Finkes
 DT Winfield Garnett
 NG Luke Fickell
 DE Mike Vrabel
 BLB Greg Bellisari
 MLB Andy Katzenmoyer
 WLB Ryan Miller
 CB Shawn Springs
 CB Ty Howard
 FS Rob Kelly
 SS Damon Moore

1997**Offense**

TE John Lumpkin
 LT Tyson Walter
 LG Rob Murphy
 C Kurt Murphy
 Eric Gohlstin
 RG Ben Gilbert
 RT Eric Gohlstin
 Brooks Burris
 SE David Boston
 QB Stanley Jackson
 TB Pepe Pearson
 FL Dee Miller
 FB Matt Keller

Defense

DE Rodney Bailey
 DT Winfield Garnett
 NG Jimmy Bell
 DE Matt LaVrar
 BLB Kevin N. Johnson
 MLB Andy Katzenmoyer
 WLB Jerry Rudzinski
 CB Antoine Winfield
 FS Gary Berry
 SS Damon Moore
 CB Ahmed Plummer

1998**Offense**

TE John Lumpkin
 QT Tyson Walter
 OG Rob Murphy
 C Kurt Murphy
 OG Ben Gilbert
 QT Brooks Burris
 SE David Boston
 QB Joe Germaine
 TB Michael Wiley
 FL Dee Miller
 FB Matt Keller

Defense

DE Brent Johnson
 DT Joe Brown
 DE Ryan Pickett
 DE Rodney Bailey
 BLB Na'il Diggs
 MLB Andy Katzenmoyer
 WLB Jerry Rudzinski
 LCB Antoine Winfield
 SS Damon Moore
 FS Gary Berry
 RCB Ahmed Plummer

1999**Offense**

TE Steve Wisniewski
 OT Tyson Walter
 OG LeCharles Bentley
 C Kurt Murphy
 OG Ben Gilbert
 OT Henry Fleming
 SE Reggie Germany
 QB Steve Bellisari
 TB Michael Wiley
 FL Ken-Yon Rambo
 FB Matt Keller
 Jamar Martin

Defense

DE Rodney Bailey
 DT Mike Collins
 DE Ryan Pickett
 DE Brent Johnson
 BLB Na'il Diggs
 MLB Jason Ott
 WLB Courtland Bullard
 CB Ahmed Plummer
 SS Donnie Nickey
 FS Gary Berry
 CB Nate Clements

2000**Offense**

TE Darnell Sanders
 OT Adrien Clarke
 OG Mike Gurr
 C LeCharles Bentley
 OG Tam Hopkins
 OT Henry Fleming
 SE Reggie Germany
 QB Steve Bellisari
 TB Derek Combs
 FL Ken-Yon Rambo
 FB Jamar Martin

Defense

DE Rodney Bailey
 DT Ryan Pickett
 NG Mike Collins
 DE Brent Johnson
 BLB Joe Cooper
 MLB Matt Wilhelm
 WLB Courtland Bullard
 CB Nate Clements
 SS Mike Doss
 FS Donnie Nickey
 CB David Mitchell

2001**Offense**

TE Darnell Sanders
 LT Tyson Walter
 LG Adrien Clarke
 C LeCharles Bentley
 RG Bryce Bishop
 RT Shane Olivea
 SE Michael Jenkins
 QB Steve Bellisari
 TB Jonathan Wells
 FB Jamar Martin
 FL Chris Vance

Defense

DE Darrion Scott
 DT Mike Collins
 DT Tim Anderson
 DE Will Smith
 BLB Courtland Bullard
 MLB Matt Wilhelm
 WLB Joe Cooper
 CB Cie Grant
 CB Derek Ross
 SS Mike Doss
 FS Donnie Nickey

2002**Offense**

TE Ben Hartsock
 LT Ivan Douglas
 LG Adrien Clarke
 C Alex Stepanovich
 RG Bryce Bishop
 RT Shane Olivea
 SE Michael Jenkins
 QB Craig Krenzel
 TB Maurice Claret
 FB Brandon Joe
 FL Chris Gamble
 PK Mike Nugent

Defense

DE Darrion Scott
 DT Kenny Peterson
 DT Tim Anderson
 DE Will Smith
 SLB Cie Grant
 MLB Matt Wilhelm
 WLB Robert Reynolds
 CB Dustin Fox
 CB Chris Gamble
 SS Mike Doss
 FS Donnie Nickey
 P Andy Groom

2003**Offense**

TE Ben Hartsock
 LT Rob Sims
 LG Adrien Clarke
 C Nick Mangold
 RG Alex Stepanovich
 RT Shane Olivea
 SE Michael Jenkins
 QB Craig Krenzel
 TB Lydell Ross
 FB Brandon Joe
 FL Drew Carter

Defense

DE Simon Fraser
 DT Darrion Scott
 DT Tim Anderson
 DE Will Smith
 SLB Robert Reynolds
 MLB Fred Pagac, Jr.
 WLB A.J. Hawk
 CB Dustin Fox
 CB Chris Gamble
 SS Will Allen
 FS Nate Salley

2004**Offense**

TE Ryan Hamby
 RT Kirk Barton
 RG Mike Kne
 C Nick Mangold
 LG Doug Datish
 LT Rob Sims
 SE Roy Hall
 QB Justin Zwick
 FB Brandon Schnittker
 TB Lydell Ross
 FL Santonio Holmes

Defense

DE Simon Fraser
 DT Marcus Green
 DT Quinn Pitcock
 DE Mike Kudla
 SLB Bobby Carpenter
 MLB Anthony Schlegel
 WLB A.J. Hawk
 CB Ashton Youboty
 SS Tyler Everett
 FS Nate Salley
 CB Dustin Fox

2005**Offense**

FB Stan White, Jr.
 RT Kirk Barton
 RG TJ Downing
 C Nick Mangold
 LG Rob Sims
 LT Doug Datish
 SE Santonio Holmes
 QB Troy Smith
 SL Anthony Gonzalez
 TB Antonio Pittman
 FL Ted Ginn, Jr.

Defense

DE David Patterson
 DT Marcus Green
 DT Quinn Pitcock
 DE Mike Kudla
 SLB Bobby Carpenter
 MLB Anthony Schlegel
 WLB A.J. Hawk
 CB Ashton Youboty
 SS Donte Whitner
 FS Nate Salley
 CB Tyler Everett

2006**Offense**

FB Stan White, Jr.
 RT Kirk Barton
 RG TJ Downing
 C Doug Datish
 LG Steve Rehring
 LT Alex Boone
 TE Rory Nicol
 QB Troy Smith
 TB Antonio Pittman
 SL Anthony Gonzalez
 FL Ted Ginn, Jr.

Defense

DE Vernon Gholson
 DT David Patterson
 DT Quinn Pitcock
 DE Jay Richardson
 SLB Marcus Freeman
 MLB James Laurinaitis
 WLB John Kerr
 FC Malcolm Jenkins
 SS Brandon Mitchell
 FS Jamario O'Neal
 BC Antonio Smith

2007**Offense**

SE Brian Robiskie
 LT Alex Boone
 LG Steve Rehring
 C Jim Cordle
 RG Ben Person
 RT Kirk Barton
 TE Rory Nicol
 Jake Ballard
 QB Todd Boeckman
 TB Chris Wells
 FB Dionte Johnson
 FL Brian Hartline

Defense

DE Cameron Heyward
 DT Nader Abdallah
 DT Doug Worthington
 DE Vernon Gholson
 SLB Larry Grant
 MLB James Laurinaitis
 WLB Marcus Freeman
 BC Malcolm Jenkins
 FC Donald Washington
 SS Kurt Coleman
 FS Anderson Russell

STARTERS BY YEAR

(BASED ON AVAILABLE INFORMATION, 1960 TO PRESENT)

2008

Offense	Defense
WR Brian Hartline	DE Lawrence Wilson
LT Alex Boone	DT Doug Worthington
LG Jim Cordle	DT Nader Abdallah
C Mike Brewster	DE Thaddeus Gibson
RG Ben Person	LB James Laurinaitis
RT Bryant Browning	LB Marcus Freeman
TE Rory Nicol	LB Ross Homan
QB Terrelle Pryor	FC Malcolm Jenkins
WR Brian Robiskie	SS Anderson Russell
TB Chris Wells	FS Kurt Coleman
FB Brandon Smith	BC Chimdi Chekwa

2009

Offense	Defense
WR DeVier Posey	DE Thaddeus Gibson
LT Jim Cordle	DT Doug Worthington
LG Justin Boren	DT Todd Denlinger
C Mike Brewster	DE Cameron Heyward
RG Bryant Browning	LB Ross Homan
RT J.B. Shugarts	LB Brian Rolle
TE Jake Ballard	LB Austin Spittler
QB Terrelle Pryor	CB Chimdi Chekwa
WR Dane Sanzenbacher	SS Kurt Coleman
TB Brandon Saine	FS Jermale Hines
FB Zach Boren	CB Devon Torrence

2010

Offense	Defense
WR DeVier Posey	DE Nathan Williams
LT Mike Adams	DT Dexter Larimore
LG Justin Boren	DT John Simon
C Mike Brewster	DE Cameron Heyward
RG Bryant Browning	LB Ross Homan
RT J.B. Shugarts	LB Brian Rolle
TE Jake Stoneburner	LB Andrew Sweat
Reid Fragel	
QB Terrelle Pryor	CB Chimdi Chekwa
WR Dane Sanzenbacher	SS Orhian Johnson
TB Dan Herron	FS Jermale Hines
FB Zach Boren	CB Devon Torrence

2011

Offense	Defense
WR Corey Brown	DE John Simon
LT Mike Adams	DT Johnathan Hankins
LG Andrew Norwell	NT Garrett Goebel
C Mike Brewster	DT Adam Bellamy
RG Jack Mewhort	LB Andrew Sweat
RT J.B. Shugarts	LB Storm Klein
TE Jake Stoneburner	Star Tyler Moeller
QB Braxton Miller	CB Travis Howard
WR Chris Fields	Saf Christian Bryant
TB Dan Herron	Saf C.J. Barnett
FB Zach Boren	CB Bradley Roby

2012

Offense	Defense
WR Corey Brown	DE John Simon
LT Jack Mewhort	DT Johnathan Hankins
LG Andrew Norwell	NT Garrett Goebel
C Corey Linsley	DT Nathan Williams
RG Marcus Hall	LB Ryan Shazier
RT Reid Fragel	LB Zach Boren
QB Braxton Miller	LB Etienne Sabino
WR Jake Stoneburner	CB Travis Howard
WR Devin Smith	Saf Christian Bryant
TB Carlos Hyde	Saf C.J. Barnett
TE Jeff Heurman	CB Bradley Roby

2013

Offense	Defense
WR Corey Brown	DE Joey Bosa
LT Jack Mewhort	DT Michael Bennett
LG Andrew Norwell	NT Joel Hale
C Corey Linsley	DT Noah Spence
RG Marcus Hall	LB Ryan Shazier
RT Taylor Decker	LB Curtis Grant
QB Braxton Miller	LB Joshua Perry
WR Evan Spencer	CB Doran Grant
WR Devin Smith	Saf Christian Bryant
TB Carlos Hyde	Saf C.J. Barnett
TE Jeff Heurman	CB Bradley Roby

2014

Offense	Defense
WR Devin Smith	DE Joey Bosa
LT Taylor Decker	DT Michael Bennett
LG Billy Price	DT A. Washington
C Jacoby Boren	DE Steve Miller
RG Pat Elflein	LB Darron Lee
RT Darryl Baldwin	LB Curtis Grant
QB J.T. Barrett	LB Joshua Perry
Cardale Jones	
WR Evan Spencer	CB Doran Grant
WR Michael Thomas	Saf Tyvis Powell
TB Ezekiel Elliott	Saf Vonn Bell
TE Jeff Heurman	CB Eli Apple

2015

Offense	Defense
WR Michael Thomas	DE Joey Bosa
LT Taylor Decker	DT Tommy Schutt
LG Billy Price	DT A. Washington
C Jacoby Boren	DE Tyquan Lewis
RG Pat Elflein	LB Darron Lee
RT Chase Farris	LB R. McMillan
QB Cardale Jones	LB Joshua Perry
J.T. Barrett	CB Gareon Conley
WR Braxton Miller	Saf Tyvis Powell
WR Jalin Marshall	Saf Vonn Bell
TB Ezekiel Elliott	CB Eli Apple
TE Nick Vannett	

2016

Offense	Defense
WR Noah Brown	DE Tyquan Lewis
LT Jamarco Jones	DT Michael Hill
LG Michael Jordan	DT Dre'Mont Jones
C Pat Elflein	DE Sam Hubbard
RG Billy Price	LB Chris Worley
RT Isaiah Prince	LB R. McMillan
QB J.T. Barrett	LB Jerome Baker
RB Mike Weber	CB Gareon Conley
TE Marcus Baugh	Saf Malik Hooker
WR Curtis Samuel	Saf Damon Webb
WR Parris Campbell	CB M. Lattimore

ASSISTANT COACHES ROSTER

Adolph, David.....	1977-78	Ferkany, Edward.....	1972-73	Larson, Gordon.....	1959-60	St. John, L. W.....	1912-23
Alford, Tony.....	2015-present	Fesler, Wesley.....	1931-32	Lichtenberg, Tom.....	1986-87	Stinchcomb, Pete.....	1935
April, Bobby.....	1991	Fickell, Luke.....	2002-10; 2012-16	Little, George.....	1913	Stock, Mike.....	1992-94
Arnsparger Jr., William.....	1951-53	Fiers, Alan.....	1961	Mackey, Frederick.....	1935-43	Stobart, Chuck.....	1995-2000
Ash, Chris.....	2014-15	Fisher, Richard.....	1947-50	Mallory, Bill.....	1966-68	Strobel, Harry.....	1949-67
Barrington, Walter.....	1909	Fogle, Wayne.....	1920	Mason, Glen.....	1978-85	Studrawa, Greg.....	2016-present
Beck, Tim.....	2015-16	Fryzel, Dennis.....	1979-81	McClain, David.....	1969-70	Sullivan, Jerry.....	1991
Beckman, Tim.....	2005-06	Gibbs, Alex.....	1975-78	McCullough, Lou.....	1963-70	Surington, Cyril.....	1929-33
Belu, George.....	2000	Gillman, Sid.....	1938-40	MacDonald, C.....	1921-30	Szabo, Steve.....	1979-81
Bingham, J. L.....	1905	Godfrey, Ernie.....	1929-61	Miller, Don.....	1929-32	Tenuta, Jon.....	1996-2000
Blackney, Gary.....	1984-90	Graf, Campbell.....	1915	Mummey, John.....	1969-76	Tilton, H.....	1903
Blair, Howard.....	1937	Gunlock, William.....	1961-62	Myles, Bill.....	1977-84	Tranquill, Gary.....	1977-78
Bollman, Jim.....	2001-11	Harris, Walt.....	1995-96	Nemecek, Andrew.....	1921-23	Trautman, George.....	1916-24
Bruce, Earle.....	1966-72	Hart, Randy.....	1982-87	Nichols, Dr.....	1917	Tressel, Dick.....	2001-11
Bugel, Joe.....	1974	Hauser, George.....	1929-31	Oberlander, A.....	1926-29	Tressel, Jim.....	1983-85
Capers, Dom.....	1982-83	Haynes, Paul.....	2005-11	O'Hara, William.....	1952-53	Trott, Dean.....	1922
Carroll, Pete.....	1979	Hazell, Darrell.....	2004-10	Owens, Lee.....	1992-94	Tucker, Bob.....	1979-84, 2001
Catuzzi, Larry.....	1965-67	Heater, Chuck.....	1985-87	Palcic, Bob.....	1986-91	Tucker, Mel.....	2001-05
Chaump, George.....	1968-78	Heacock, Jim.....	1996-11	Pauley, Kenneth.....	1924	Turner, Bobby.....	1989-90
Clark, Lyal.....	1947-50, 54-65	Herbstreit, James.....	1961-62	Pagac, Fred.....	1982-2000	Urick, Max.....	1963-65
Clausen, Charles.....	1971-75	Herman, Tom.....	2012-14	Perry, Doyt.....	1951-54	Uzelac, Elliot.....	1991
Coker, Larry.....	1993-94	Hess, William.....	1951-57	Peterson, John.....	2004-11	Vorys, John.....	1922
Colletto, Jim.....	1988-90	Heston, George.....	1908	Rush, Clive.....	1955-57, 59	Vrabel, Mike.....	2011-13
Conatser, Ken.....	2001	Hietikko, Jim.....	1954	Saban, Nick.....	1980-81	Walker, Richard.....	1969-76
Conley, Bill.....	1984-87, 92-2003	Hill, George.....	1971-78	Salem, Tim.....	1997-2000	Ward, Grant.....	1916-25
Coombs, Kerry.....	2012-present	Hindman, Hugh.....	1963-69	Sarkkinen, Esco.....	1946-77	Warinner, Ed.....	2012-16
Coyer, Larry.....	1991-92	Hinton, Tim.....	2012-15	Schembechler, Glenn "Bo".....	1958-62	Welch, Summer.....	1913
Daniels, Joe.....	2001-08	Hollis, Joe.....	1991-96	Schiano, Greg.....	2016-present	Wells, L. R.....	1911
Dantonio, Mark.....	2001-03	Holtz, Lou.....	1968	Schory, H. J.....	1908-09	Widdoes, Carroll.....	1941-43, 46-48
Davis, Bill.....	2017 (first year)	Hoyer, Ralph.....	1906-07	Seddon, Charles.....	1924-28	Wieche, Robert.....	1926
Day, Ryan.....	2017 (first year)	Hubbard, Rudy.....	1968-73	Selby, Samuel.....	1945-48	Willaman, Samuel.....	1926-28
Devine, Steve.....	1983-87	Hudson, Ron.....	1988-94	Siciliano, Nick.....	2009-11	Williams, Brian.....	2000
Drayton, Stan.....	2011-14	Huey, Gene.....	1988-91	Simms, Shawn.....	1997-99	Willis, Lenny.....	1985-87
Dudley, Bill.....	1988	Huffman, Iolas.....	1922	Slaughter, Gene.....	1960	Wilson, Kevin.....	2017 (first year)
Dye, Tippy.....	1942	Jackson, Mickey.....	1974-78	Smith, Lovie.....	1995	Wiper, Donald.....	1924-25
Eddington, Homer.....	1944	Jacobs, Mike.....	1995-99	Smith, Zach.....	2012-present	Withers, Everett.....	2012-13
Ellison, Glenn.....	1963-68	Johnson, Larry.....	2014-present	Snyder, Mark.....	2001-04	Yerges, Howard.....	1924-28
Ellwood, Frank.....	1958, 62-64	Johnson, Taver.....	2007-11	Spencer, Tim.....	1994-2003	Young, Bill.....	1988-95
Essman, Walter.....	1922-25	Karow, Marty.....	1950	Stahl, Floyd.....	1930-38	Zechman, Fred.....	1979-82
Falks, Frank.....	1992-93	Kirksey, Larry.....	1987	Stanley, Wayne.....	1979-83	Zook, Ron.....	1988-90
Fekete, Gene.....	1949-58	Larkins, Richard.....	1931-35	Staub, Ralph.....	1970-76		



ERNIE GODFREY

Ohio State has had several outstanding assistant coaches down through the years. But perhaps none has had more of an impact than the legendary Ernie Godfrey, who spent 33 years on the Ohio State staff, assisting seven different head coaches. Ernie joined the Ohio State ranks in 1929 as an assistant for Sam Willaman. He would go on to work for Francis Schmidt, Paul Brown, Carroll Widdoes, Paul Bixler, Wes Fesler and Woody Hayes before retiring in 1961. After retirement, at the urging of Hayes, he spent 11 years working with the Buckeyes' kickers. An Ohio State graduate, he lettered in football in 1914 with the Buckeyes. Godfrey, who was on the coaching staff of five national championship teams and six Rose Bowl squads, is a member of the National Football Foundation and Hall of Fame. The Columbus chapter of that organization is named after him.

OHIO STADIUM

HOME OF THE BUCKEYES

Ohio State heads into the 2017 season with a string of **106 CONSECUTIVE CROWDS** of 100,000 or larger.



Ohio Stadium is one of the most recognizable landmarks in all of sports. Built in 1922 at a cost of \$1.3 million and refurbished in 2001 for slightly more than \$194 million, the horseshoe-shaped stadium is a monument to college football. As part of the renovation, the once portable South Stands became a permanent fixture.

Ohio Stadium is listed in the National Registry of Historic Places. Anyone who has seen a game in the giant horseshoe understands why. There are few experiences in athletics that are more enjoyable!

LARGEST OHIO STADIUM CROWDS

	ATTENDANCE	DATE	OPPONENT
1.	110,045	11-26-2016	Michigan
2.	108,975	11-21-2015	Michigan State
3.	108,750	11-5-2016	Nebraska
4.	108,610	11-29-2014	Michigan
5.	108,423	10-17-2015	Penn State
6.	108,362	9-27-2014	Cincinnati
7.	108,075	11-7-2015	Minnesota
8.	107,869	10-10-2015	Maryland
9.	107,517	9-6-2014	Virginia Tech
10.	107,420	10-8-2016	Indiana
11.	107,297	10-29-2016	Northwestern
12.	107,193	9-3-2016	Bowling Green
13.	107,145	9-12-2015	Hawai'i
14.	106,961	11-1-2014	Illinois
15.	106,795	10-18-2014	Rutgers
16.	106,102	10-6-2012	Nebraska
17.	106,033	9-12-2009	USC
18.	105,899	10-26-2013	Penn State
	105,899	11-24-2012	Michigan
20.	105,826	9-25-2013	Wisconsin

LARGEST HOME OPENER CROWDS

1.	107,517	9-6-2014	Virginia Tech
2.	107,193	9-3-2016	Bowling Green
3.	107,145	9-12-2015	Hawai'i
4.	105,092	9-5-2009	Navy
5.	105,078	8-30-2003	Washington
6.	105,040	9-2-2010	Marshall

7.	105,039	9-1-2012	Miami (OH)
8.	105,038	9-1-2007	Young. St.
9.	105,011	8-30-2008	Young. St.
10.	105,001	9-3-2011	Akron

LARGEST AWAY CROWDS

	ATTENDANCE	DATE	SITE
1.	114,132	11-26-2011	Michigan Stadium, Ann Arbor
2.	113,511	11-30-2013	Michigan Stadium, Ann Arbor
3.	112,118	11-22-2003	Michigan Stadium, Ann Arbor
4.	111,941	11-17-2007	Michigan Stadium, Ann Arbor
5.	111,829	11-28-15	Michigan Stadium, Ann Arbor
6.	111,591	11-19-2005	Michigan Stadium, Ann Arbor
7.	111,575	11-20-2009	Michigan Stadium, Ann Arbor
8.	111,571	11-24-2001	Michigan Stadium, Ann Arbor
9.	110,922	11-21-2009	Michigan Stadium, Ann Arbor
10.	110,134	10-27-2007	Beaver Stadium, State College
11.	110,033	11-7-2009	Beaver Stadium, State College
12.	109,839	10-8-2005	Beaver Stadium, State College
13.	108,327	10-27-2001	Beaver Stadium, State College
14.	108,276	11-1-2003	Beaver Stadium, State College
15.	107,895	10-25-2014	Beaver Stadium, State College

TOP SPRING GAME ATTENDANCE MARKS

1.	100,189	2016 (National Record)
2.	99,391	2015
3.	95,722	2009
4.	81,112	2012
5.	80,134	2017
6.	76,346	2008
7.	75,301	2007

Built 1922
 Architect Howard Dwight Smith
 Cost \$1.3 million
 First Game Ohio Wesleyan, Oct. 7, 1922
 Dedication Game Michigan, Oct. 21, 1922
 Original Capacity 66,210
 Present Capacity 104,944
 Largest Crowd ... 108,975 (Michigan St., 11-21-15)
 All-time Record 423-111-20

Artificial Turf Installed 1970
 Grass Surface Installed 1990
 Current Surface FieldTurf (2014)
 Renovation 1999-2001
 Re-dedication Akron, 2001
 Stadium Circumference 2,892 sq. ft.
 Stadium Length 919 feet
 Stadium Width 679 feet
 Stadium Acreage 14.5 acres

Stadium Height 136 feet
 Height of Press Box Roof from field 183 feet
 Seats in "A" Deck 27,192
 Seats in "AA" Deck 8,318
 Seats in "B" Deck 10,718
 Seats in "C" Deck 30,878
 Seats in "D" Deck 2,459
 Seats in 81 Hospitality Suites 1,062
 Seats in South Stands 19,748

NCAA ANNUAL ATTENDANCE LEADERS



1959

Year	Team	Atten.	Avg.
1949	Michigan	563,363	93,894
	Ohio State	382,146	76,429
	SMU	484,000	60,500

Year	Team	Atten.	Avg.
1950	Michigan	493,924	82,321
	Ohio State	368,021	73,604
	SMU	309,000	61,800

Year	Team	Atten.	Avg.
1951	Ohio State	455,737	75,956
	Michigan	445,635	74,273
	Illinois	237,035	59,259

Year	Team	Atten.	Avg.
1952	Ohio State	453,911	76,652
	Michigan	395,907	65,985
	Texas	311,160	62,232

Year	Team	Atten.	Avg.
1953	Ohio State	397,998	79,600
	S. California	413,617	68,936
	Michigan	353,860	58,977

Year	Team	Atten.	Avg.
1954	Ohio State	479,840	79,973
	Michigan	409,454	68,242
	UCLA	318,371	63,674

Year	Team	Atten.	Avg.
1955	Michigan	544,838	77,834
	Ohio State	493,178	70,454
	S. California	467,085	66,726

Year	Team	Atten.	Avg.
1956	Ohio State	494,575	82,429
	Michigan	566,145	80,878
	Minnesota	375,407	62,568

Year	Team	Atten.	Avg.
1957	Michigan	504,954	84,159
	Ohio State	484,118	80,686
	Minnesota	319,942	63,988

Year	Team	Atten.	Avg.
1958	Ohio State	499,352	82,225
	Michigan	405,115	67,519
	LSU	408,727	58,390

Year	Team	Atten.	Avg.
1959	Ohio State	495,536	82,717
	Michigan	456,385	76,064
	LSU	408,727	58,390

Year	Team	Atten.	Avg.
1960	Ohio State	413,583	82,717
	Michigan St.	274,367	68,592
	Michigan	274,367	68,592

Year	Team	Atten.	Avg.
1961	Ohio State	414,712	82,942
	Michigan	514,924	73,561
	LSU	381,409	63,651

Year	Team	Atten.	Avg.
1962	Ohio State	497,644	82,941
	Michigan St.	272,568	68,142
	LSU	397,701	66,284

Year	Team	Atten.	Avg.
1963	Ohio State	416,023	83,205
	LSU	396,846	66,141
	Michigan St.	326,597	65,319

Year	Team	Atten.	Avg.
1964	Ohio State	583,740	83,391
	Michigan St.	284,933	71,233
	Michigan	388,829	64,805

Year	Team	Atten.	Avg.
1965	Ohio State	416,282	83,256
	Michigan	480,487	80,081
	Michigan St.	346,296	69,259

Year	Team	Atten.	Avg.
1966	Ohio State	488,399	81,400
	Michigan St.	426,750	71,125
	Michigan	413,599	68,933

Year	Team	Atten.	Avg.
1967	Ohio State	383,502	76,700
	Michigan	447,289	74,548
	Michigan St.	411,916	68,653

Year	Team	Atten.	Avg.
1968	Ohio State	482,564	80,427
	S. California	354,945	70,989
	Michigan St.	414,177	69,030

Year	Team	Atten.	Avg.
1969	Ohio State	431,175	86,235
	Michigan	476,164	79,361
	Michigan St.	352,123	70,425

Year	Team	Atten.	Avg.
1970	Ohio State	432,451	86,490
	Michigan	476,164	79,361
	Purdue	340,090	68,018

Year	Team	Atten.	Avg.
1971	Ohio State	506,699	84,450
	Michigan	564,376	80,625
	Wisconsin	408,885	68,148

Year	Team	Atten.	Avg.
1972	Michigan	513,398	85,566
	Ohio State	509,420	84,903
	Nebraska	456,859	76,143

Year	Team	Atten.	Avg.
1973	Ohio State	523,369	87,228
	Michigan	595,369	85,024
	Nebraska	456,726	76,121

Year	Team	Atten.	Avg.
1974	Michigan	562,105	93,684
	Ohio State	525,314	87,552
	Nebraska	534,388	76,341

Year	Team	Atten.	Avg.
1975	Michigan	689,146	98,449
	Ohio State	527,141	87,856
	Nebraska	533,368	76,195

NCAA ANNUAL ATTENDANCE LEADERS



Year	Team	Games (G)	Attendance (Atten.)	Average (Avg.)
1976	Michigan	7	722,113	103,203
	Ohio State	6	526,216	87,702
	Tennessee	7	564,922	80,703
1977	Michigan	7	729,418	104,203
	Ohio State	6	525,535	87,589
	Tennessee	7	582,979	83,283
1978	Michigan	6	629,690	104,948
	Ohio State	7	614,881	87,840
	Tennessee	8	627,381	78,422
1979	Michigan	7	730,315	104,331
	Ohio State	7	611,794	87,399
	Tennessee	6	512,139	85,357
1980	Michigan	6	625,750	104,292
	Tennessee	8	709,193	88,649
	Ohio State	7	615,476	87,925
1981	Michigan	6	632,990	105,498
	Tennessee	6	558,996	93,166
	Ohio State	6	521,760	86,960
1982	Michigan	6	631,743	105,291
	Tennessee	6	561,102	93,517
	Ohio State	7	623,152	89,022
1983	Michigan	6	626,916	104,486
	Ohio State	6	534,110	89,018
	Tennessee	8	679,420	84,928
1984	Michigan	7	726,734	103,819
	Tennessee	7	654,602	93,515
	Ohio State	6	536,691	89,449
1985	Michigan	6	633,530	105,588
	Tennessee	7	658,690	94,099
	Ohio State	6	535,284	89,214
1986	Michigan	6	631,261	105,588
	Tennessee	7	658,690	94,099
	Ohio State	6	536,210	89,368
1987	Michigan	7	731,281	104,469
	Tennessee	8	705,434	88,179
	Ohio State	6	511,772	85,295
1988	Michigan	6	628,807	104,801
	Tennessee	6	563,502	93,917
	Ohio State	6	516,972	86,162
1989	Michigan	6	632,136	105,356
	Tennessee	6	563,502	93,917
	Ohio State	6	516,972	86,295
1990	Michigan	6	627,046	104,508
	Tennessee	6	666,540	95,220
	Ohio State	6	536,297	89,383
1991	Michigan	6	632,024	105,337
	Tennessee	6	578,389	96,398
	Penn State	6	575,077	95,846
1992	Ohio State	7	654,500	93,500
	Michigan	6	635,201	105,867!
	Tennessee	6	575,544	95,924
1993	Penn State	6	569,195	94,866
	Ohio State	6	555,900	92,650
	Michigan	7	739,620!	105,660
1994	Tennessee	7	667,280	95,326
	Penn State	6	564,190	94,032
	Ohio State	6	558,683	93,114
1995	Michigan	6	637,300	106,217
	Penn State	6	577,731	96,289
	Tennessee	6	573,821	95,637
1996	Ohio State	6	558,619	93,103
	Michigan	7	726,328	103,767
	Tennessee	7	662,857	94,694
1997	Penn State	6	561,546	93,591
	Ohio State	6	561,057	93,510
	Michigan	6	635,589	105,932
1998	Tennessee	6	632,509	105,418
	Penn State	6	577,001	96,167
	Ohio State	6	564,167	94,028
1999	Tennessee	6	639,227	106,538
	Michigan	7	745,139	106,448
	Penn State	6	582,517	97,086
2000	Ohio State	7	643,772	91,967
	Michigan	6	665,790	110,965
	Tennessee	6	641,484	106,914
2001	Penn State	6	579,192	96,532
	Ohio State	6	561,012	93,502
	Michigan	6	667,049	111,175
2002	Tennessee	7	747,870	106,839
	Penn State	7	675,503	96,500
	Ohio State	7	654,192	93,456
2003	Michigan	6	664,930	110,822
	Tennessee	6	645,567	107,595
	Ohio State	6	586,542	97,757
2004	Michigan	6	659,447	109,908
	Penn State	6	645,457	107,576
	Tennessee	6	641,059	106,843
2005	Ohio State	6	621,192	103,532

NCAA ANNUAL ATTENDANCE LEADERS



2002	G	Atten.	Avg.
Michigan	7	774,033	110,576
Penn State	8	857,911	107,239
Tennessee	7	746,939	106,705
Ohio State	8	827,904	103,488

2003	G	Atten.	Avg.
Michigan	7	776,429	110,918
Penn State	7	739,403	105,629
Tennessee	7	735,269	105,038
Ohio State	8	838,963	104,870

2004	G	Atten.	Avg.
Michigan	6	666,149	111,025
Tennessee	7	746,507	106,644
Ohio State	6	629,257	104,876
Penn State	6	618,665	103,111

2005	G	Atten.	Avg.
Michigan	7	776,405	110,915
Tennessee	6	645,558	107,593
Ohio State	7	735,120	105,017
Penn State	7	734,013	104,859

2006	G	Atten.	Avg.
Michigan	7	770,183	110,026
Penn State	7	752,972	107,567
Tennessee	7	740,521	105,789
Ohio State	7	735,674	105,096

2007	G	Atten.	Avg.
Michigan	8	882,115	110,264
Penn State	7	762,419	108,917
Tennessee	7	735,773	105,110
Ohio State	7	727,426	103,918

2008	G	Atten.	Avg.
Michigan	7	759,997	108,571
Penn State	7	757,775	108,254
Ohio State	7	734,775	104,976
Tennessee	7	710,136	101,448

2009	G	Atten.	Avg.
Michigan	8	871,464	108,933
Penn State	8	856,066	107,008
Ohio State	7	736,830	105,261
Texas	6	607,049	101,175

2010	G	Atten.	Avg.
Michigan	7	782,776	111,825
Ohio State	8	842,221	105,278
Penn State	7	729,636	104,234
Alabama	7	712,747	101,821

2011	G	Atten.	Avg.
Michigan	8	897,431	112,179
Ohio State	7	736,618	105,231
Alabama	7	712,747	101,821
Penn State	7	709,991	101,427

2012	G	Atten.	Avg.
Michigan	6	673,511	112,252
Ohio State	8	842,637	105,330
Alabama	7	712,052	101,722
Texas	6	605,304	100,884

2013	G	Atten.	Avg.
Michigan	7	781,144	111,592
Ohio State	7	734,528	104,933
Alabama	7	710,538	101,505
Texas	6	593,857	98,976

2014	G	Atten.	Avg.
Ohio State	7	744,075	106,296
Texas A&M	6	630,735	105,123
Michigan	7	734,364	104,909
LSU	7	712,063	101,723

2015	G	Atten.	Avg.
Michigan	7	771,174	110,168
Ohio State	7	750,705	107,244
Texas A&M	7	725,354	103,622
Alabama	7	707,786	101,112

2016	G	Atten.	Avg.
Michigan	8	883,741	110,468
Ohio State	7	750,944	107,278
Texas A&M	7	713,418	101,917
Alabama	7	712,747	101,821

2016 NATIONAL ATTENDANCE LEADERS

NO.	TEAM	GAMES	ATTENDANCE	AVERAGE
1.	Michigan	8	883,741	110,468
2.	Ohio State	7	750,944	107,278
3.	Texas A&M	7	713,418	101,917
4.	Alabama	7	712,747	101,821
5.	LSU	7	708,618	101,231
6.	Tennessee	7	706,776	100,968
7.	Penn State	7	701,800	100,257
8.	Auburn	8	695,498	86,937
9.	Nebraska	7	631,402	90,200
10.	Texas	6	587,283	97,881

OVERTIME GAMES

OHIO STATE IS 10-2 IN OVERTIME GAMES, 5-0 HOME, 4-2 AWAY, 1-0 NEUTRAL SITES.

#2 OHIO STATE AT ILLINOIS

Nov. 16, 2002, Memorial Stadium, 58,810

Start: 2:37, Elapsed Time: 3:23

O 6 0 7 3 (7) -23 (12-0, 7-0)

I 0 3 10 3 (0) -16 (4-7, 3-4)

FIRST QUARTER

O 7:13 Mike Nugent, 33 field goal

O 2:31 Mike Nugent, 47 field goal

SECOND QUARTER

I 0:31 John Gockman, 40 field goal

THIRD QUARTERI 13:13 Walter Young, 19 pf Jon Beutjer
(Christofilakos kick)O 12:00 Michael Jenkins, 50 pf Craig Krenznel
(Nugent kick)

I 2:55 John Gockman, 47 field goal

FOURTH QUARTER

O 14:14 Mike Nugent, 37 field goal

I 0:00 John Gockman, 48 field goal

OVERTIME

O OT1 Maurice Hall, 8 rush (Nugent kick)

I OT1 Jon Beutjer incomplete pass broken
up by Tim Anderson on 4th and 8 at
OSU 9**#2 OHIO STATE VS. #1 MIAMI (FLA.)**

Jan. 3, 2003, Sun Devil Stadium, 77,502

Start: 6:21, Elapsed Time: 3:56

O 0 14 3 0 (7) (7) -31 (14-0)

M 7 0 7 3 (7) (0) -24 (12-1)

FIRST QUARTERM 4:09 Roscoe Parrish, 25 pf Ken Dorsey
(Sievers kick)**SECOND QUARTER**

O 2:28 Craig Krenznel, 1 rush (Nugent kick)

O 1:10 Maurice Claret, 7 rush (Nugent kick)

THIRD QUARTER

O 8:33 Mike Nugent, 44 field goal

M 2:11 Willis McGahee, 9 rush (Sievers kick)

FOURTH QUARTER

M 0:01 Todd Sievers, 40 field goal

OVERTIMEM OT1 Kellen Winslow, 7 pf Ken Dorsey
(Sievers kick)

O OT1 Craig Krenznel, 1 rush (Nugent kick)

O OT2 Maurice Claret, 5 rush (Nugent kick)

M OT2 Ken Dorsey incomplete pass broken
up by Matt Wilhelm on 4th and goal at
OSU 1**#24 NO. CAROLINA ST. AT #3 OHIO STATE**

Sept. 13, 2003, Ohio Stadium, 104,890

Start: 12:12, Elapsed Time: 4:17

N 0 7 0 14 (7) (7) (0) -38 (1-2)

O 14 0 3 7 (7) (7) (6) -44 (3-0)

FIRST QUARTERO 4:13 Michael Jenkins, 44 pf Craig Krenznel
(Nugent Kick)

O 2:47 Lydell Ross, 2 rush (Nugent kick)

SECOND QUARTERN 0:18 Jerricho Cotchery, 11 pf Philip Rivers
(Kiker kick)**THIRD QUARTER**

O 0:00 Mike Nugent, 22 field goal

FOURTH QUARTER

O 11:25 Craig Krenznel, 6 rush (Nugent kick)

N 8:26 Jerricho Cotchery, 9 pf Philip Rivers
(Kiker kick)

N 5:51 Adam Kiker, 24 field goal

N 0:21 T.J. Williams, 5 pf Philip Rivers
(Kiker kick)**OVERTIME**O OT1 Ben Hartsock 10 pf Craig Krenznel
(Nugent kick)N OT1 Tramain Hall, 17 pf Philip Rivers
(Kiker kick)

N OT2 T.A. McLendon, 2 rush (Kiker kick)

O OT2 Ryan Hamby, 2 pf Craig Krenznel
(Nugent kick)O OT3 Michael Jenkins, 7 pf Craig Krenznel
(Krenznel pass failed)N OT3 T.A. McLendon rush failed, tackle by
A.J. Hawk and Will Allen on 4th and
goal at OSU 1**#10 PURDUE AT #4 OHIO STATE**

Nov. 15, 2003, Ohio Stadium, 104,286

Start: 3:39, Elapsed Time: 3:38

P 3 3 0 7 (0) -13 (8-3, 5-2)

O 0 6 0 7 (3) -16 (10-1, 6-1)

FIRST QUARTER

P 7:29 Ben Jones, 45 field goal

SECOND QUARTER

O 14:50 Mike Nugent, 26 field goal

P 13:01 Ben Jones, 47 field goal

O 2:42 Mike Nugent, 52 field goal

THIRD QUARTER-NO SCORING**FOURTH QUARTER**O 11:23 Mike Kudla, 0 fumble return
(Nugent kick)

P 4:36 Jerod Void, 11 rush (Jones Kick)

OVERTIME

O OT1 Mike Nugent, 36 field goal

P OT1 Ben Jones 37 field goal missed
on 4th and 15 at OSU 19**#7 OHIO STATE AT NORTHWESTERN**

Oct. 2, 2004, Ryan Field, 47,130

Start: 8:10 Elapsed Time: 3:28

O 3 7 7 10 (0) -27 (3-1, 0-1)

N 3 10 7 7 (6) -33 (2-3, 1-1)

FIRST QUARTER

N 9:24 Brian Huffman, 42 field goal

O 5:09 Mike Nugent, 34 field goal

SECOND QUARTERN 13:39 Noah Herron, 14 pf Brett Basanez
(Huffman kick)O 3:18 Santonio Holmes, 63 punt return
(Nugent kick)

N 0:00 Brian Huffman, 40 field goal

THIRD QUARTERN 11:25 Mark Philmore, 27 pf Brett Basanez
(Huffman kick)

O 3:55 Lydell Ross, 2 rush (Nugent kick)

FOURTH QUARTER

N 14:45 Noah Herron, 1 rush (Huffman kick)

O 8:46 Mike Nugent, 29 field goal

O 1:54 Santonio Holmes, 21 pf Justin Zwick
(Nugent kick)**OVERTIME**O OT1 Mike Nugent 40 field goal missed
on 4th and 7 at NW 22

N OT1 Noah Herron, 1 rush

#15 IOWA AT #10 OHIO STATE

Nov. 14, 2009, Ohio Stadium, 105,455

Start: 3:37, Elapsed Time: 3:06

I 3 0 7 14 (0) -24 (9-2, 5-2)

O 0 10 0 14 (7) -37 (9-2, 6-1)

FIRST QUARTER

I :53 Daniel Murray, 32 field goal

SECOND QUARTER

O 7:01 Devin Barclay, 30 field goal

O 2:04 Brandon Saine, 22 rush
(Barclay kick)**THIRD QUARTER**I 3:31 Marvin McNutt, 9 pf James
Vandenberg (Murray kick)**FOURTH QUARTER**

O 13:03 Dan Herron, 11 rush (Barclay kick)

O 11:11 Brandon Saine, 49 rush (Barclay kick)

I 10:56 Derrell Johnson-Koulianos, 99 kickoff
return (Murray kick)I 2:42 Marvin McNutt, 10 pf James
Vandenberg (Murray kick)**OVERTIME**I OT1 James Vandenberg pass intercepted
by Anderson Russell on 4th and 26 at
OSU 41

O OT1 Devin Barclay, 39 field goal

OVERTIME GAMES

OHIO STATE AT PURDUE

Nov. 11, 2011; Ross-Ade Stadium, 43,334

Start: 12:01 p.m., Elapsed Time: 3:31

O 0 7 7 6 [3] 23 (6-4, 3-3)

P 10 7 0 3 [6] 26 (5-5, 3-3)

FIRST QUARTER

P 10:30 Wiggs 19 field goal

P 4:09 Shavers 4 run (Wiggs kick)

SECOND QUARTER

O 11:42 Hall 38 pass from Miller (Basil kick)

P 3:19 Bolden 7 run (Wiggs kick)

THIRD QUARTER

O 9:42 Miller 6 run (Basil kick)

FOURTH QUARTER

P 13:06 Wiggs 44 field goal

O :55 Hall 13 pass from Miller (kick blocked)

OVERTIME

O OT1 Basil 33 field goal

P OT1 Marve 1 run

#7 OHIO STATE VS. PURDUE

Oct. 20, 2012, Ohio Stadium, 105,290

Start: 12:08, Elapsed Time: 3:44

P 13 0 7 2 (0) -22 (3-4, 0-3)

O 7 0 7 8 (7) -29 (8-0, 4-0)

FIRST QUARTER

P 14:43 Shavers, Akeem 83 yd pass from TerBush

O 5:29 Miller, Braxton 8 yd run

P 5:17 Hunt, Akeem 100 yd kickoff return

THIRD QUARTER

O 7:41 Hyde, Carlos 2 yd run

P 3:49 Bush, Gary 31 yd pass from TerBush

FOURTH QUARTER

P 10:11 TEAM safety

O :03 Fields, Chris 2 yd pass from Guiton, Kenny (Heuerman pass from Guiton)

OVERTIME

O OT1 Hyde, Carlos 1 yd run

P OT1 TerBush, Caleb pass incomplete on 4th and 5 from the OSU 20

#6 OHIO STATE AT WISCONSIN

Nov 17, 2012, Camp Randall Stadium, 80,112

Start: 2:33, Elapsed Time: 3:27

O 7 7 0 0 (7) -21 (11-0, 7-0)

W 0 7 0 7 (0) -14 (7-4, 4-3)

FIRST QUARTER

O 1:58 Brown, Corey 68 yd punt return

SECOND QUARTER

O 11:27 Hyde, Carlos 15 yd run

W 7:30 Ball, Montee 7 yd run

FOURTH QUARTER

W 0:08 Pedersen, Jacob 5 yd pass from Phillips

OVERTIME

O OT1 Hyde, Carlos 2 yd run

W OT1 Phillips, Curt pass incomplete on 4th and G from OSU 21



Joey Bosa's walk-off sack in the second overtime capped Ohio State's 31-24 victory over Penn State.

#12 OHIO STATE AT PENN STATE

Oct. 25, 2014, State College, Pa., 107,895

Start: 8:14, Elapsed Time: 3:52

O 7 10 0 0 (7) (7) -31 (6-1, 3-0)

P 0 0 7 10 (7) (0) -24 (4-3, 1-3)

FIRST QUARTER

O 10:15 Elliott 10 yd run

SECOND QUARTER

O 11:07 Nuernberger 49 yd FG

O 3:58 Heuerman 1 yd pass from Barrett

THIRD QUARTER

P 13:37 Zettel 40 yd INT return

FOURTH QUARTER

P 11:08 Blacknall 24 yd pass from Hackenberg

P 00:09 Ficken 31 yd FG

OVERTIME

P OT1 Belton 1 yd run

O OT1 Barrett 5 yd run

O OT2 Barrett 4 yd run

P OT2 Hackenberg sacked by Joey Bosa (-8 yards) on 4th and 5 from the OSU 20

#2 OHIO STATE AT #8 WISCONSIN

Oct. 15, 2016, Camp Randall Stadium, 81,541

Start: 7:12, Elapsed Time: 3:45

O 3 3 7 10 7 -30 (6-0, 3-0)

W 10 6 0 7 0 -27 (4-2, 1-2)

FIRST QUARTER

W 9:03 Endicott 46 field goal

W 6:17 Peavy 24 pass from Hornibrook (Endicott kick)

O 2:46 Durbin 25 field goal

SECOND QUARTER

O 8:43 Durbin 40 field goal

W 2:46 Endicott 32 field goal

W :14 Endicott 22 field goal

THIRD QUARTER

O 2:52 Barrett 1 run (Durbin kick)

FOURTH QUARTER

O 14:09 Barrett 8 run (Durbin kick)

W 7:54 Ramesh 4 run (Endicott kick)

O 3:57 Durbin 31 field goal

OVERTIME

O OT1 Brown, 7 pass from Barrett (Durbin kick)

W OT1 Hornibrook sacked by T. Lewis & DL (-11 yards) on 4th & G from the OS 4

#3 MICHIGAN AT #2 OHIO STATE

Nov. 26, 2016, Ohio Stadium, 110,045

Start: 12:12, Elapsed Time: 3:51

M 0 10 7 0 7 3 -27 (10-2, 7-2)

O 0 7 7 3 7 6 -30 (11-2, 8-1)

SECOND QUARTER

M 13:31 Allen 28 field goal

O 4:03 Hooker 18 INT return (Durbin kick)

M :06 Hill 1 run (Allen kick)

THIRD QUARTER

M 6:37 Hill 8 pass from Speight (Allen kick)

O 1:06 Weber 1 run (Durbin kick)

FOURTH QUARTER

O :01 Durbin 23 field goal

OVERTIME

O OT1 Barrett 7 run (Durbin kick)

M OT1 Darboh 5 pass from Speight (Allen kick)

M OT2 Allen 37 field goal

O OT2 Samuel 15 run

NIGHT GAMES

OHIO STATE IS 53-25 IN NIGHT GAMES (5 P.M. OR LATER START TIME)

15-4 HOME; 26-11 AWAY; 12-10 NEUTRAL SITES

1959	at Los Angeles Memorial Coliseum; Los Angeles, Calif.	8:00	A	L	USC 17, Ohio State 0
1975	at Rose Bowl; Pasadena, Calif.	6:00	A	W	Ohio State 41, UCLA 20
1976	at Orange Bowl; Miami, Fla.	"night"	N	W	Ohio State 27, Colorado 10
1977	at Cotton Bowl; Dallas, Texas	7:30	A	W	Ohio State 35, SMU 7
1978	at Gator Bowl; Jacksonville, Fla.	9:10	N	L	Clemson 17, Ohio State 15
1981	at Liberty Bowl; Memphis, Tenn.	7:00	N	W	Ohio State 31, Navy 28
1982	at Holiday Bowl San Diego, Calif.	6:10	N	W	Ohio State 47, Brigham Young 17
1984	at H.H.H. Metrodome, Minneapolis, Minn.	7:12	A	W	Ohio State 35, Minnesota 22
1985	Ohio Stadium; Columbus, Ohio	8:08	H	W	Ohio State 10, Pitt 7
1986	at Giants Stadium; Meadowlands, N.J.	8:10	N	L	Alabama 16, Ohio State 10
1986	at Ross-Ade Stadium; West Lafayette, Ind.	6:15	A	W	Ohio State 39, Purdue 11
1988	at Pitt Stadium; Pittsburgh, Pa.	7:17	A	L	Pittsburgh 42, Ohio State 10
1988	at H.H.H. Metrodome, Minneapolis, Minn.	7:01	A	W	Ohio State 13, Minnesota 6
1990	at Liberty Bowl, Memphis, Tenn.	7:15	N	L	Air Force 23, Ohio State 11
1992	at Carrier Dome; Syracuse, N.Y.	6:35	A	W	Ohio State 35, Syracuse 12
1993	Ohio Stadium; Columbus, Ohio	8:05	H	W	Ohio State 21, Washington 12
1993	at Jack Murphy Stadium; San Diego, Calif.	5:08	N	W	Ohio State 28, Brigham Young 21
1994	at Anaheim Stadium; Anaheim, Calif.	6:09	N	W	Ohio State 34, Fresno State 10
1995	at H.H.H. Metrodome, Minneapolis, Minn.	6:07	A	W	Ohio State 49, Minnesota 21
1997	Ohio Stadium; Columbus, Ohio	8:06	H	W	Ohio State 24, Wyoming 10
1997	at Superdome; New Orleans, La.	7:36	N	L	Florida State 31, Ohio State 14
1998	at Mountaineer Field, Morgantown, W. Va.	8:08	A	W	Ohio State 34, West Virginia 17
1998	at Superdome; New Orleans, La.	7:48	N	W	Ohio State 24, Texas A&M 14
1999	Ohio Stadium; Columbus, Ohio	8:07	H	W	Ohio State 42, UCLA 20
2000	at Arizona Stadium; Tucson, Ariz.	7:24	A	W	Ohio State 27, Arizona 17
2001	Ohio Stadium; Columbus, Ohio	7:45	H	W	Ohio State 38, Northwestern 20
2001	at H.H.H. Metrodome, Minneapolis, Minn.	6:50	A	W	Ohio State 31, Minnesota 28
2002	at Ryan Field; Evanston, Ill.	6:06	A	W	Ohio State 27, Northwestern 16
2002	at Sun Devil Stadium; Tempe, Ariz.	6:21	N	W	Ohio State 31, Miami, Fla. 24 (2OT)
2003	Ohio Stadium; Columbus, Ohio	8:07	H	W	Ohio State 28, Washington 9
2003	at Camp Randall Stadium; Madison, Wisc.	8:10	A	L	Wisconsin 17, Ohio State 10
2003	at Sun Devil Stadium; Tempe, Ariz.	6:13	N	W	Ohio State 35, Kansas State 28
2004	at Ryan Field; Evanston, Ill.	8:10	A	L	Northwestern 33, Ohio State 27 (OT)
2004	at Alamo Bowl, San Antonio, Texas	7:11	N	W	Ohio State 33, Oklahoma State 7
2005	Ohio Stadium; Columbus, Ohio	8:09	H	L	Texas 25, Ohio State 22
2005	at Beaver Stadium; University Park, Pa.	7:47	A	L	Penn State 17, Ohio State 10
2006	at Darrell K. Royal Texas Stadium; Austin, Texas	7:14	A	W	Ohio State 24, Texas 7
2006	at Kinnick Field; Iowa City, Iowa	7:13	A	W	Ohio State 38, Iowa 17
2006	at University of Phoenix Stadium; Glendale, Ariz.	6:33	N	L	Florida 41, Ohio State 14
2007	at H.H.H. Metrodome, Minneapolis, Minn.	7:02	A	W	Ohio State 30, Minnesota 7
2007	at Ross-Ade Stadium; West Lafayette, Ind.	8:12	A	W	Ohio State 23, Purdue 7
2007	at Beaver Stadium; University Park, Pa.	8:12	A	W	Ohio State 37, Penn State 17
2007	at BCS Championship, New Orleans, La.	7:23	N	L	Louisiana State 38, Ohio State 24
2008	at Camp Randall Stadium; Madison, Wis.	7:15	A	W	Ohio State 20, Wisconsin 17
2008	at Los Angeles Memorial Coliseum	5:22	A	L	USC 35, Ohio State 3
2008	Ohio Stadium; Columbus, Ohio	8:12	H	L	Penn State 13, Ohio State 10
2008	at Fiesta Bowl, Glendale, Ariz.	6:18	N	L	Texas 24, Ohio State 21
2009	Ohio Stadium; Columbus, Ohio	8:11	H	L	USC 18, Ohio State 15
2009	at Memorial Stadium; Bloomington, Ind.	7:02	A	W	Ohio State 33, Indiana 14

NIGHT GAMES



2015 vs PENN STATE

2010	Ohio Stadium; Columbus, Ohio	7:32	H	W	* Ohio State 45, Marshall 7
2010	at Camp Randall Stadium; Madison, Wisc.....	6:06	A	L	Wisconsin 31, Ohio State 18
2010	at TCF Bank Stadium; Minneapolis, Minn.....	7:12	A	W	* Ohio State 52, Minnesota 10
2010	at Superdome; New Orleans, La.	7:30	N	W	* Ohio State 31, Arkansas 26
2011	at Sun Life Stadium; Miami, Fla.	7:30	A	L	Miami 24, Ohio State 6
2011	at Memorial Stadium; Lincoln, Neb.	8:12	A	L	Nebraska 34, Ohio State 27
2011	Ohio Stadium; Columbus, Ohio	8:07	H	W	Ohio State 33, Wisconsin 29
2012	Ohio Stadium; Columbus, Ohio	8:13	H	W	Ohio State 63, Nebraska 38
2012	at Memorial Stadium; Bloomington, Ind.....	8:00	A	W	Ohio State 52, Indiana 49
2012	at Beaver Stadium; University Park, Pa.	5:35	A	W	Ohio State 35, Penn State 23
2013	Ohio Stadium; Columbus, Ohio	8:13	H	W	Ohio State 31, Wisconsin 24
2013	at Ryan Field; Evanston, Ill.....	7:13	A	W	Ohio State 40, Northwestern 34
2013	Ohio Stadium; Columbus, Ohio	8:13	H	W	Ohio State 63, Penn State 14
2013	at Lucas Oil Stadium; Indianapolis, Ind.	8:19	N	L	Michigan State 34, Ohio State 24
2014	at Sun Life Stadium; Miami, Fla.	8:32	N	L	Clemson 40, Ohio State 35
2014	Ohio Stadium; Columbus, Ohio	8:07	H	L	Virginia Tech 35, Ohio State 21
2014	Ohio Stadium; Columbus, Ohio	6:01	H	W	Ohio State 50, Cincinnati 28
2014	at Beaver Stadium; University Park, Pa.	8:14	A	W	Ohio State 31, Penn State 24 (2OT)
2014	Ohio Stadium; Columbus, Ohio	8:12	H	W	Ohio State 55, Illinois 14
2014	at Spartan Stadium; East Lansing, Mich.....	8:14	A	W	Ohio State 49, Michigan State 37
2014	at Lucas Oil Stadium, Indianapolis, Ind.	8:18	N	W	Ohio State 59, Wisconsin 0
2014	at Superdome; New Orleans, La.	8:01	N	W	Ohio State 42, Alabama 35
2014	at AT&T Stadium; Arlington, Texas	7:33	N	W	Ohio State 42, Oregon 20
2015	at Lane Stadium; Blacksburg, Va.....	8:06	A	W	Ohio State 42, Virginia Tech 24
2015	Ohio Stadium; Columbus, Ohio	8:12	H	W	Ohio State 38, Penn State 10
2015	at High Point Solutions Stadium; Piscataway, N.J.	8:13	A	W	Ohio State 49, Rutgers 7
2015	Ohio Stadium; Columbus, Ohio	8:12	H	W	Ohio State 28, Minnesota 14
2016	at Memorial Stadium; Norman, Okla.	8:02	A	W	Ohio State 45, Oklahoma 24
2016	at Camp Randall Stadium; Madison, Wisc.	7:12	A	W	Ohio State 30, Wisconsin 23 (OT)
2016	at Beaver Stadium; University Park, Pa.	8:12	A	L	Penn State 24, Ohio State 21
2016	Ohio Stadium; Columbus, Ohio	8:13	H	W	Ohio State 62, Nebraska 3
2016	at University of Phoenix Stadium; Glendale, Ariz.....	5:10	N	L	Clemson 31, Ohio State 0

* Win vacated

INDOOR GAMES

OHIO STATE IS 18-7 IN INDOOR GAMES
12-0 REGULAR SEASON; 6-7 BOWLS/BIG TEN CHAMPIONSHIP GAMES



2015 CFP NATIONAL CHAMPIONSHIP GAME

1977	1/2/78	at Sugar Bowl; New Orleans, La.....	L.....	#3 Alabama 35, #9 Ohio State 6
1984	9/29/8	at H.H.H. Metrodome; Minneapolis, Minn.....	W.....	#3 Ohio State 35, Minnesota 22
1985	10/26/85	at H.H.H. Metrodome; Minneapolis, Minn.....	W.....	#9 Ohio State 23, #20 Minnesota 19
1988	10/22/88	at H.H.H. Metrodome; Minneapolis, Minn.....	W.....	Ohio State 13, Minnesota 6
1989	10/28/89	at H.H.H. Metrodome; Minneapolis, Minn.....	W.....	Ohio State 41, Minnesota 37
1991	11/9/91	at H.H.H. Metrodome; Minneapolis, Minn.....	W.....	#19 Ohio State 35, Minnesota 6
1992	9/19/92	at Carrier Dome; Syracuse, N.Y.	W.....	#21 Ohio State 35, #8 Syracuse 12
1995	11/4/95	at H.H.H. Metrodome; Minneapolis, Minn.....	W.....	#4 Ohio State 49, Minnesota 21
1997	11/8/97	at H.H.H. Metrodome; Minneapolis, Minn.....	W.....	#7 Ohio State 31, Minnesota 3
1997	1/1/98	at Sugar Bowl; New Orleans, La.....	L.....	#4 Florida State 31, #9 Ohio State 14
1998	1/1/99	at Sugar Bowl, New Orleans, La.....	W.....	#3 Ohio State 24, #8 Texas A&M 14
1999	10/23/99	at H.H.H. Metrodome; Minneapolis, Minn.....	W.....	#22 Ohio State 20, #24 Minnesota 17
2001	11/3/01	at H.H.H. Metrodome; Minneapolis, Minn.....	W.....	Ohio State 31, Minnesota 28
2004	12/29/04	at Alamo Bowl; San Antonio, Texas.....	W.....	#24 Ohio State 33, Oklahoma State 7
2005	10/29/05	at H.H.H. Metrodome; Minneapolis, Minn.....	W.....	#12 Ohio State 45, #22 Minnesota 21
2006	1/8/07	at University of Phoenix Stadium; Glendale, Ariz.....	L.....	#2 Florida 41, #1 Ohio State 14
2007	11/29/07	at H.H.H. Metrodome; Minneapolis, Minn.....	W.....	#8 Ohio State 30, Minnesota 7
2007	1/7/08	at Superdome; New Orleans, La.	L.....	#2 Louisiana State 38, #1 Ohio State 24
2008	1/5/09	at University of Phoenix Stadium; Glendale, Ariz.....	L.....	#3 Texas 24, #10 Ohio State 21
2010	1/4/11	at Superdome; New Orleans, La.	* W.....	#6 Ohio State 31, #8 Arkansas 26
2013	12/7/13	at Lucas Oil Stadium; Indianapolis, Ind.	L.....	#10 Michigan State 34, Ohio State 24
2014	12/6/14	at Lucas Oil Stadium; Indianapolis, Ind.	W.....	#6 Ohio State 59, Wisconsin 0
2014	1/1/15	at Superdome; New Orleans, La.	W.....	#4 Ohio State 42, #1 Alabama 35
2014	1/12/15	at AT&T Stadium; Arlington, Texas.....	W.....	#4 Ohio State 42, #2 Oregon 20
2016	1/1/16	at University of Phoenix Stadium; Glendale, Ariz.....	W.....	#7 Ohio State 44, #8 Notre Dame 28
2016	12/31/16	at University of Phoenix Stadium; Glendale, Ariz.....	L.....	#2 Clemson 31, #3 Ohio State 0

* Win vacated

TRADITIONS



BUCKEYE LEAVES

A round white decal, about the size of a quarter, with a green depiction of a buckeye leaf is applied to Ohio State football helmets for big plays and consistency on the field. This tradition started in 1968 when football coach Woody Hayes and longtime trainer Ernie Biggs changed the look of the Ohio State uniforms. Many of the sports at Ohio State incorporate Buckeye Leaves into their equipment and uniforms.

SCRIPT OHIO

The signature formation of the Ohio State University Marching Band performed before, during halftime or after home football games is Script Ohio.

Each time the formation drill is performed, a different fourth- or fifth-year sousaphone player has the privilege of standing as the dot in the “i” of “Ohio.”

At exactly 16 measures from the end of “Le Regiment,” the drum major struts out toward the top of the “i,” with a senior sousaphone player high-stepping a couple of paces behind. As the crowd’s cheering crescendos, the drum major stops and dramatically points to the spot where the sousaphone player then assumes the post of honor, doffs his or her hat and bows deeply to both sides of the stadium.

Bob Hope (1978), Woody Hayes (1983), Jack Nicklaus, Sen. John & Annie Glenn (2009), Marching Band director emeritus Jon R. Woods (2011) and Earle Bruce (2016) are the select few non-band members who have had the honor of dotting the “i.”

First performed at the OSU-Pittsburgh football game Oct. 10, 1936, Script Ohio was named one of Athlon Sports’ 10 Greatest Football Traditions in 1999.



BRUTUS BUCKEYE

One of the more visible symbols of Ohio State athletics is Brutus Buckeye, the school’s mascot. In 1965, an art student designed and introduced the first Brutus, while the name was chosen in a contest. The mascot began as a hardened paper mache affair that looked like a bowling ball with legs. In 1975, a radical new Brutus was designed with a prune-like head and a man’s body. That attempt was booed off the field and was re-worked, giving way to a mascot comparable to the beloved present-day Brutus.

The original choices for Ohio State’s mascot included a ram, an elk, a moose and the leading candidate, a male deer. Due to the skittish nature of deer, the idea of a mascot was tabled until January 1941 when “Chris,” a German police dog owned by an assistant cheerleader, made an appearance at a basketball game. The dog’s career was short-lived and OSU remained without an official mascot until the 1960s.

HOMECOMING

First recognized in 1912, Homecoming began as “Ohio State Day.” It was initiated by Professor (and later OSU President) George W. Rightmire. Homecoming was designed to bring the alumni back to the university and celebrate.

The parade is another tradition Buckeyes’ hold high. The parade did not become a time-honored tradition until it joined the schedule permanently in 1965.

In 1926, student supporters wishing to pull a practical joke on the university, convinced the community that Maudine Ormsby was to be honored as queen. She was so popular on campus, she won the vote. Maudine actually turned out to be a cow, the only cow ever elected as homecoming queen.



TBDBITL

“The Best Damn Band in the Land” is the 225-member, all-brass Ohio State University Marching Band that formed in 1879 as a military band. Also known as “The Pride of the Buckeyes,” the band perhaps is best known for the incomparable Script Ohio. Another band tradition of note is the “skull session,” a warmup concert/pep rally in St. John Arena, open to the public before every home football game that allows the band to play and “think through” the show one last time. More than 10,000 fans regularly attend each skull session.

CHEERLEADERS

Buckeye cheerleaders are a constant source of support at all athletics events. The squad wpm the College Cheerleading National Championship in 1993 title. The cheerleaders make appearances all over the state of Ohio throughout the year.

TUNNEL OF PRIDE

The brainchild of ex-OSU quarterback Rex Kern and former Director of Athletics Andy Geiger, the Tunnel of Pride actually started in 1995, when Notre Dame visited Ohio Stadium for the first meeting between the two teams in nearly 50 years. In an effort to generate even more emotion, excitement and enthusiasm than already existed, Kern and Geiger reached out to former Buckeye football players who were attending the game and asked them to form a tunnel for the team to run through as it came onto the field. Thus a tradition was born, which is now continued every other year when Michigan visits Ohio Stadium.

TRADITIONS



BUCKEYE GROVE

Since 1934, a Buckeye tree has been planted in honor of each Ohio State All-American. With the renovation of Ohio Stadium in 2001, the Buckeye Grove is now located at the southwest corner of the stadium.

VICTORY BELL

Located in the southeast tower of Ohio Stadium, the Victory Bell is rung after every Ohio State victory. It was a gift of the classes of 1943, 1944 and 1945. Resting 150-feet up in the southeast tower, members of Alpha Phi Omega ring the bell after victories, a tradition that began after OSU beat California Oct. 2, 1954. On a calm day, it is said the bell can be heard five miles away. The bell weighs 2,420 pounds and cost \$2,535 to install.

SCARLET AND GRAY

Ohio State's official school colors since 1878, scarlet and gray were chosen by a group of three students in a lecture room in University Hall because "it was a pleasing combination ... and had not been adopted by any other college," noted selection committee member Alice Townshend Wing.

BLOCK O

An Ohio State University and Ohio Stadium tradition, Block "O" celebrated its 70th anniversary in 2015. Known for spreading spirit, starting cheers and performing card stunts, Block "O" was founded in 1938 by Clancy Isaac. After seeing a cheering section at the University of Southern California, Isaac decided that it was something Ohio State needed. Seventy-one years later, Block "O" is Ohio State's largest student organization on campus and has gained local and national recognition.



GOLD PANTS

A gold charm replica of a pair of football pants is given to players and coaches following wins over Michigan. The tradition started in 1934 when first-year coach Francis Schmidt told those wondering how OSU would fare with its nemesis from Ann Arbor: "They put their pants on one leg at a time just like everybody else." Schmidt's Buckeyes then went and defeated Michigan four-consecutive times, all by shutout.

CAPTAINS' BREAKFAST

Started in 1934, all past captains are invited back for a breakfast and to welcome in the new captains.

OHIO STATE VERSUS MICHIGAN

The annual Ohio State-Michigan football game was No. 1 on a list of the 10 Greatest Rivalries In Sports compiled by the editorial staff at ESPN.com in 1999. There simply is no greater rivalry in college athletics.

THE ILLIBUCK TROPHY

The winner of the Ohio State – Illinois game has received the Illibuck trophy since the tradition began in 1925. Illibuck was a live turtle, but has been a wooden replica since 1927. Also representative of the rivalry is the peace pipe. Members of two junior honorary societies, Bucket and Dipper of Ohio State and Schem of Illinois, annually meet at halftime of the Fighting Illini-Buckeye game to smoke the peace pipe and present the "Illibuck" trophy to the winning school from the previous year.

SENIOR TACKLE

A last practice of the year tradition since 1913 where the seniors hit the blocking sled one final time, for many years it was held following the last practice prior to the season finale with Michigan. But depending upon the Buckeyes' bowl obligation, it has sometimes been moved to the last home practice before the team departs for its postseason game.



SCHOOL SONGS

Ohio State proudly boasts an alma mater (Carmen Ohio), two fight songs (Across the Field and Buckeye Battle Cry) and a state rock song (Hang on Sloopy).

BUCKEYE BATTLE CRY

In old Ohio there's a team
that's known thru-out the land;
Eleven warriors, brave and bold,
whose fame will ever stand.
And when the ball goes over,
our cheers will reach the sky,
Ohio field will hear again
The Buckeye Battle Cry –

Drive! Drive on down the field,
Men of the scarlet and gray;
Don't let them thru that line,
We have to win this game today,
Come on, Ohio!
Smash through to victory.
We cheer you as you go:
Our honor defend
We will fight to the end for O-hi-o.

ACROSS THE FIELD

Fight the team across the field,
show them Ohio's here
Set the earth reverberating
with a mighty cheer Rah! Rah! Rah!
Hit them hard and see how they fall;
Never let that team get the ball,
Hail! Hail! the gang's all here,
So let's win that old conference now.

BOWL HISTORY



1920 SEASON

1921 Rose Bowl
California 28
Ohio State 0

1949 SEASON

1950 Rose Bowl
Ohio State 17
California 14

1954 SEASON

1955 Rose Bowl
Ohio State 20
Southern California 7

1957 SEASON

1958 Rose Bowl
Ohio State 10
Oregon 7

1968 SEASON

1969 Rose Bowl
Ohio State 27
Southern California 16

1970 SEASON

1971 Rose Bowl
Stanford 27
Ohio State 17

1972 SEASON

1973 Rose Bowl
Southern California 42
Ohio State 17

1973 SEASON

1974 Rose Bowl
Ohio State 42
Southern California 21

1974 SEASON

1975 Rose Bowl
Southern California 18
Ohio State 17

1975 SEASON

1976 Rose Bowl
UCLA 23
Ohio State 10

1976 SEASON

1977 Orange Bowl
Ohio State 27
Colorado 10

1977 SEASON

1978 Sugar Bowl
Alabama 35
Ohio State 6

1978 SEASON

1978 Gator Bowl
Clemson 17
Ohio State 15

1979 SEASON

1980 Rose Bowl
Southern California 17
Ohio State 16

1980 SEASON

1980 Fiesta Bowl
Penn State 31
Ohio State 19

1981 SEASON

1981 Liberty Bowl
Ohio State 31
Navy 28

1982 SEASON

1982 Holiday Bowl
Ohio State 47
Brigham Young 17

1983 SEASON

1984 Fiesta Bowl
Ohio State 28
Pittsburgh 23

1984 SEASON

1985 Rose Bowl
Southern California 20
Ohio State 17

1985 SEASON

1986 Citrus Bowl
Ohio State 10
Brigham Young 7

1986 SEASON

1987 Cotton Bowl
Ohio State 28
Texas A&M 12

1989 SEASON

1990 Hall of Fame
Auburn 31
Ohio State 14

1990 SEASON

1990 Liberty Bowl
Air Force 23
Ohio State 11

1991 SEASON

1992 Hall of Fame
Syracuse 24
Ohio State 17

1992 SEASON

1993 Citrus Bowl
Georgia 21
Ohio State 14

1993 SEASON

1993 Holiday Bowl
Ohio State 28
Brigham Young 21

1994 SEASON

1995 Citrus Bowl
Alabama 24
Ohio State 17

1995 SEASON

1996 Citrus Bowl
Tennessee 20
Ohio State 14

1996 SEASON

1997 Rose Bowl
Ohio State 20
Arizona State 17

1997 SEASON

1998 Sugar Bowl
Florida State 31
Ohio State 14

1998 SEASON

1999 Sugar Bowl
Ohio State 24
Texas A&M 14

2000 SEASON

2001 Outback Bowl
South Carolina 24
Ohio State 7

BOWL HISTORY



2002



2005



2009



2014

2001 SEASON

2002 Outback Bowl
South Carolina 31
Ohio State 28

2002 SEASON

2003 Fiesta Bowl *
Ohio State 31
Miami, Fla. 24

2003 SEASON

2004 Fiesta Bowl
Ohio State 35
Kansas State 28

2004 SEASON

2004 Alamo Bowl
Ohio State 33
Oklahoma State 7

2005 SEASON

2006 Fiesta Bowl
Ohio State 34
Notre Dame 20

2006 SEASON

2007 BCS Championship Game *
(Glendale, Ariz.)
Florida 41
Ohio State 14

2007 SEASON

2008 BCS Championship Game *
(New Orleans, La.)
Louisiana State 38
Ohio State 24

2008 SEASON

2009 Fiesta Bowl
Texas 24
Ohio State 21

2009 SEASON

2010 Rose Bowl
Ohio State 26
Oregon 17

2011 SEASON

2012 Gator Bowl
Florida 24
Ohio State 17

2013 SEASON

2014 Orange Bowl
Clemson 40
Ohio State 35

2014 SEASON

2015 CFP Semifinal | Sugar Bowl
Ohio State 42
Alabama 35

2015 CFP National Championship *
(Arlington, Texas)
Ohio State 42
Oregon 20

2015 SEASON

2016 Fiesta Bowl
Ohio State 44
Notre Dame 28

2016 SEASON

2017 CFP Semifinal | Fiesta Bowl
Clemson 31
Ohio State 0

* National Championship Game

Note: 2011 Sugar Bowl win over Arkansas vacated.

ALL-TIME BOWL RECORD

22 Wins, 25 Losses

ROSE BOWL RECORD

7 Wins, 7 Losses

CFP HISTORY

OHIO STATE'S CFP RECORD

2 Wins, 1 Loss

2015

Defeated No. 1 Alabama, 42-35, in CFP semifinal at the Sugar Bowl

Defeated No. 2 Oregon, 42-20, in CFP National Championship game at North Dallas

2017

Lost to No. 2 Clemson, 31-0, in CFP semifinal at the Fiesta Bowl

NY6 (NON-PLAYOFF BOWLS)

1 Win, 0 Losses

Won 2016 Fiesta Bowl over No. 8 Notre Dame, 44-28

BCS ERA HISTORY

BCS RECORD

5 Wins, 4 Losses

BCS APPEARANCES

1. Ohio State..... 9
- Oklahoma..... 9
3. Florida State..... 8
4. Florida..... 7
5. Alabama..... 6
- Virginia Tech..... 6

7. Stanford..... 5
- USC..... 5
- LSU..... 5
- Wisconsin..... 5
- Michigan..... 5
- Oregon..... 5

BCS GAME WINS

1. Ohio State..... 5
- USC..... 5
- Florida..... 5
4. Oklahoma..... 4
- LSU..... 4
6. Texas..... 3
- Miami..... 3
- West Virginia..... 3
- Alabama..... 3
10. Nine programs..... 2

BOWL GAME RECORDS



2006 FIESTA BOWL



2004 FIESTA BOWL



ELLIOTT

TEAM RECORDS

Scoring

Most Points 47 vs. BYU, 1982 Holiday Bowl
 Least Points..... 0 vs. California, 1921 Rose Bowl
 Most Points Allowed 42 vs. USC,
 1973 Rose Bowl
 Least Points Allowed 7, Four times, last time
vs. Oklahoma State, 2004 Alamo Bowl
 Largest Margin of Victory 30 vs. BYU (47-17),
1982 Holiday Bowl
 Largest Margin of Defeat..... 29 vs.
Alabama (35-6), 1978 Sugar Bowl

Touchdowns

Ohio State6 vs. Oregon,
 2015 CFP National Championship
 6 vs. USC,
 1974 Rose Bowl
 Opponent..... 6 by Clemson,
2014 Orange Bowl
 6 by USC, 1973 Rose Bowl

First Downs

Ohio State28 vs. Oregon,
 2015 CFP National Championship
 Opponent..... 33 vs. Texas, 2009 Fiesta Bowl

Total Offense

Ohio State 617 vs. Notre Dame,
2006 Fiesta Bowl
 Opponent..... 526 by Clemson,
2014 Orange Bowl

Rushing Yardage

Ohio State 364 vs. Stanford,
 1971 Rose Bowl
 Opponent..... 351 vs. Penn State,
 1980 Fiesta Bowl

Rushing Attempts

Ohio State71 vs. Colorado, 1977 Orange Bowl
 Opponent..... 69 vs. Alabama, 1978 Sugar Bowl

Passing Yardage

Ohio State 342 vs. Notre Dame,
2006 Fiesta Bowl
 Opponent..... 414 by Texas, 2009 Fiesta Bowl

Touchdown Passes

Ohio State 4 vs. Kansas State,
 2004 Fiesta Bowl
 Opponent..... 5 by Clemson, 2014 Orange Bowl

Kickoff Returns

Ohio State 7 vs. LSU (last time)
2008 BCS Championship Game
 Opponent..... 7 vs. Alabama (last time)
 2015 Sugar Bowl

Kickoff Return Yardage

Ohio State193 vs. Florida,
2006 BCS Championship Game
 Opponent..... 171 vs. Oregon, 2010 Rose Bowl

Punt Returns

Ohio State 5 vs. Kansas State,
2004 Fiesta Bowl
 Opponent..... 5 vs. USC, 1969 Rose Bowl

Punt Return Yardage

Ohio State74 vs. USC, 1974 Rose Bowl
 Opponent.....92 vs. USC, 1955 Rose Bowl

Interceptions

Ohio State ...5 vs. Texas A&M, 1987 Cotton Bowl
 Opponent..... 4 by USC, 1955 Rose Bowl

INDIVIDUAL RECORDS

Touchdowns

Ohio State 4, Ezekiel Elliott vs. Oregon,
 2015 CFP National Championship
 and vs. Notre Dame, 2016 Fiesta Bowl
 Opponent..... 4, Sam Cunningham, USC,
 1973 Rose Bowl

Extra Points

Ohio State 6, Sean Nuernberger vs. Oregon
 2015 CFP National Championship
 Opponent.....6, Mike Rae, USC, 1973 Rose Bowl

Field Goals

Ohio State 4, Mike Nugent
 vs. Oklahoma State, 2004 Alamo Bowl
 Longest 52, Rich Spangler vs. USC,
 1985 Rose Bowl
 Opponent.....3, Zach Hocker vs. Arkansas
 2011 Sugar Bowl
 Longest 51, Steve Jordan, USC,
 1985 Rose Bowl

Total Offense

Ohio State 408, Troy Smith, vs. Notre Dame
 2006 Fiesta Bowl
 Opponent..... 399, Colt McCoy, vs. Texas
 2009 Fiesta Bowl

Rushing Yardage

Ohio State246, Ezekiel Elliott vs. Oregon,
 2015 CFP National Championship
 Longest Gain 85, Ezekiel Elliott vs. Alabama,
 2015 Sugar Bowl
 Opponent.....252, Charles White, USC,
1980 Rose Bowl
 Longest Gain 80, O.J. Simpson, USC,
 1969 Rose Bowl

BOWL GAME RECORDS

Rushing Attempts

Ohio State 39, Raymont Harris vs. BYU,
..... 1993 Holiday Bowl
Opponent 39, Charles White, USC,
..... 1980 Rose Bowl

Passing Attempts

Ohio State 38, Joe Germaine vs. Texas A&M,
..... 1999 Sugar Bowl
Opponent 58, Colt McCoy, vs. Texas,
..... 2009 Fiesta Bowl

Pass Completions

Ohio State 24, Mike Tomczak vs. USC,
..... 1985 Rose Bowl
Opponent 41, Colt McCoy, vs. Texas,
..... 2009 Fiesta Bowl

Passing Yardage

Ohio State 342, Troy Smith, vs. Notre Dame,
..... 2006 Fiesta Bowl
Opponent 414, Colt McCoy, vs. Texas,
..... 2009 Fiesta Bowl

Touchdown Passes

Ohio State 4, Craig Krenzel vs. Kansas State,
..... 2004 Fiesta Bowl
Opponent 5 by Tajh Boyd, Clemson,
..... 2014 Orange Bowl

Longest Touchdown Passes

Longest Ohio State ... 85, Troy Smith to Santonio
..... Holmes, vs. Notre Dame, 2006 Fiesta Bowl
Longest Opponent 81, DeShone Kizer to Will
..... Fuller, Notre Dame, 2016 Fiesta Bowl

Pass Receptions

Ohio State 11, David Boston vs. Texas A&M,
..... 1999 Sugar Bowl
Opponent 16 by Sammy Watkins, Clemson,
..... 2014 Orange Bowl

Yards Receiving

Ohio State 172, Cris Carter vs. USC,
..... 1985 Rose Bowl
Longest 85, Santonio Holmes vs.
..... Notre Dame, 2006 Fiesta Bowl
Opponent 227 by Sammy Watkins, Clemson,
..... 2014 Orange Bowl
Longest 81, Will Fuller, Notre Dame,
..... 2016 Fiesta Bowl

Touchdowns Receiving

Ohio State 2, Michael Jenkins
..... vs. Kansas State, 2004 Fiesta Bowl
..... 2, Santonio Holmes, vs. Kansas State,
..... 2004 Fiesta Bowl
..... 2, Doug Donley vs. Penn State,
..... 1980 Fiesta Bowl
..... 2, David Boston vs. Arizona State,
..... 1997 Rose Bowl
..... 2, Darnell Sanders, vs. South Carolina,
..... 2002 Outback Bowl
Opponent 2, Amari Cooper, Alabama
..... 2015 Sugar Bowl
..... 2, Sammy Watkins, Clemson,
..... 2014 Orange Bowl
..... 2, Greg Taylor, Auburn,
..... 1990 Hall of Fame Bowl
..... 2, Richard Dickson, LSU,
..... 2008 BCS Championship Game
..... 2, Quan Cosby, Texas, 2009 Fiesta Bowl

Kickoff Returns

Ohio State 5, Jordan Hall vs. Arkansas,
..... 2011 Sugar Bowl
..... 5, Carlos Snow vs. Auburn,
..... 1990 Hall of Fame Bowl
..... 5, Ray Small vs. LSU,
..... 2008 BCS Championship Game
..... 5, Lazaar Thomas, vs. Texas,
..... 2009 Fiesta Bowl
Opponent 7, Christian Jones, Alabama
..... 2015 Sugar Bowl

Kickoff Return Yardage

Ohio State 113, Jordan Hall, vs. Arkansas,
..... 2011 Sugar Bowl
Longest 99, Keith Byars vs. Pitt,
..... 1984 Fiesta Bowl
Opponent 128, Andre Debose, Florida
..... 2012 Gator Bowl
Longest 99 TD, Andre Debose, Florida
..... 2012 Gator Bowl

Punts

Ohio State 8, Brent Bartholomew vs.
..... Arizona State, 1997 Rose Bowl
..... 8, Joel Kessel vs. Georgia, 1993 Citrus Bowl
..... 8, Tom Tupa vs. BYU, 1985 Citrus Bowl
Longest 67, Andy Groom vs. South Carolina,
..... 2002 Outback Bowl
Average 50.0, A.J. Trapasso, vs. LSU,
..... 2008 BCS Championship Game
Opponent 9, Shane Lechler, Texas A&M, 1999
Longest 73, JK Scott, Alabama,
..... 2015 Sugar Bowl
Average 61.0, John Arnette, USC,
..... 1955 Rose Bowl

Punt Returns

Ohio State 4, Michael Jenkins vs.
..... Kansas State, 2004 Fiesta Bowl
..... 4, Chris Vance vs. South Carolina,
..... 2002 Outback Bowl
Opponent 5, Mike Battle, USC,
..... 1969 Rose Bowl

Punt Return Yardage

Ohio State 73, Jalin Marshall vs. Notre Dame,
..... 2016 Fiesta Bowl
Longest 56, Neal Colzie vs. USC,
..... 1974 Rose Bowl
Opponent 86, Aramis Dandoy, USC,
..... 1955 Rose Bowl
Longest 86, Aramis Dandoy, USC,
..... 1955 Rose Bowl

Interceptions

Ohio State 2, Mark Pelini vs. Auburn
..... (last time), 1990 Hall of Fame Bowl
Longest 54, Vic Janowicz vs. California,
..... 1950 Rose Bowl
Opponent 2, Cedrick Williams, Kansas State,
..... 2004 Fiesta Bowl
..... 2, Carlton McDonald, Air Force,
..... 1990 Liberty Bowl
Longest 48, Charles Phillips, USC,
..... 1973 Rose Bowl

BOWL HISTORY

1921 ROSE BOWL

California.....	28
Ohio State.....	0

SCORING	1	2	3	4	-	F
California	7	14	0	7	-	28
Ohio State	0	0	0	0	-	0

Jan. 1, 1921, Tournament Park



PASADENA, Calif. – California finished an undefeated season by spoiling OSU's first Rose Bowl appearance, and tagging the Buckeyes with their first loss of the year. It was a season in which the Bears rolled up 510 points to 14 for the opposition, and a team

that would remain undefeated from 1920 until 1924. Cal quarterback Harold "Brick" Muller was named the player of the game and was credited with a 53-yard touchdown pass. It marked only the second time a Big Ten team had met a Pac 8 squad in the Rose Bowl, with Michigan having played Stanford in the first game in 1902.

FIRST QUARTER

CAL - Sprott 4 run (Toomey kick)

SECOND QUARTER

CAL - Stephens 37 pass from Mjuller (Tommey kick)

CAL - Sprott 5 run (Erb kick)

FOURTH QUARTER

CAL - Deeds 1 run (Toomey kick)

TEAM STATISTICS	CAL	OSU
First Downs	17	11
Rushes-yards	56-244	23-105
Passing-yards	102	133
Comp.-Att.-Int	6-9-1	11-24-4
Punts	10-37.6	7-43.3
Penalty yards	52	0

INDIVIDUAL STATISTICS

Rushing (att.-yds.-TDs) - California: Sprott 20-94-2, Toomey 7-61-0, Nisbet 9-17-0, Deeds 8-36-1, Morrison 8-20-0, Eells 4-16-0. **Ohio State:** Stinchcomb 11-82-0, H. Workman 4-10-0, Blair 6-11-0, Bliss 2-(-3)-0.

1950 ROSE BOWL

No. 3 California.....	14
No. 6 Ohio State.....	17

SCORING	1	2	3	4	-	F
California	0	7	7	0	-	14
Ohio State	0	0	14	3	-	17

Jan. 2, 1950, Rose Bowl, 100,963



PASADENA, Calif. – The Buckeyes avenged a loss to Cal in their first Rose Bowl by breaking a 14-all tie in the fourth quarter to snatch a victory. With just more than three minutes remaining in the game, Cal quarterback Bob Celeri was back to punt at his own 16. A low snap

forced Celeri to kick the ball off his wrong foot, the ball dribbling out of bounds at the Cal 13. Three plays advanced Ohio State to the 6, where Jimmy Hague kicked the winning field goal with under two minutes remaining. It was a dramatic end to a game OSU had dominated early, outgaining Cal 143-15 in total yards in the first half and driving inside the Bears' 20 three times with nothing to show for it. Two Ohio State touchdowns were called back by penalty.

SECOND QUARTER

CAL - Monachino 6 run (Collum kick), 6:50

THIRD QUARTER

OSU - Morrison 1 run (Hague kick), 7:29

OSU - Krall 2 run (Hague kick), 4:30

CAL - Monachino 44 run (Collum kick), 2:31

FOURTH QUARTER

OSU - Hague 27 field goal, 1:05

TEAM STATISTICS	CAL	OSU
First Downs	11	19
Rushes-yards	40-133	67-221
Passing-yards	106	34
Comp.-Att.-Int	3-13-4	4-13-1
Return yards	69	49
Punts	5-25.4	4-39.8
Fumbles-lost	0-0	4-1
Penalties-yards	9-45	7-50

INDIVIDUAL STATISTICS

Rushing (att.-yds.-TDs) - California: Monachino 14-90-2, Brunk 9-38-0, Schabarum 6-24-0, Robison 2-8-0, Celeri 9-(-17)-0. **Ohio State:** Morrison 24-127-1, Krall 24-50-1, Savic 4-9-0, Schnittker 1-5-0, Swinehart 1-2-0, Janowicz 1-1-0, Sturtz 2-1-0, Hamilton 4-(-1)-0.

Passing (comp.-att.-int.-yds.-TDs) - California: Celeri 3-11-3-0 106, Erb 0-2-1-0-0. **Ohio State:** Krall 3-8-0-20-0, Savic 1-5-1-7-0.

Receiving (no.-yds.-TDs) - California: Begovich 1-15-0, Brunk 2-91-0. **Ohio State:** Savac 2-13-0, Hamilton 1-7-0, Armstrong 1-7-0.

1955 ROSE BOWL

No. 17 Southern California.....	7
No. 1 Ohio State.....	20

SCORING	1	2	3	4	-	F
So. California	0	7	0	0	-	7
Ohio State	0	14	0	6	-	20

Jan. 1, 1955, Rose Bowl 89,191



PASADENA, Calif. – Woody Hayes made his first trip to the Rose Bowl a memorable one, as the Buckeyes dominated the Trojans in the rain and mud. OSU and UCLA had tied for national championship honors, but the Bruins were excluded from the bowl because

of the "no repeat" rule that was in effect. Led by Howard "Hopalong" Cassady, the Buckeye ground game drove for 304 yards, helping OSU to a 360-206 advantage in total offense. Cassady ran for 92 yards, Dave Leggett for 67 and Bob Watkins for 64. Leggett, the Ohio State quarterback, was named the outstanding player of the game.

SECOND QUARTER

OSU - Leggett 3 run (Weed kick), 14:25

OSU - Watkins 7 pass from Leggett (Watkins kick), 12:55

OSU - Dandoy 86 punt return (Tsalgalakis kick), 5:37

FOURTH QUARTER

OSU - Harkrader 9 run (Weed kick), 6:41

TEAM STATISTICS	USC	OSU
First Downs	6	22
Rushes-yards	28-177	69-305
Passing-yards	29	65
Comp.-Att.-Int	3-8-0	6-11-1
Return yards	128	56
Punts	5-46.6	4-38.3
Fumbles-lost	7-3	1-0
Penalties-yards	6-60	8-40

INDIVIDUAL STATISTICS

Rushing (att.-yds.-TDs) - USC: Arnett 9-123-0, Duvall 5-23-0, Crow 6-20-0, Contratto 5-12-0, Tisdale 2-8-0, Hall 1-(-9)-0. **Ohio State:** Cassady 21-92-0, Leggett 16-67-1, Watkins 16-67-0, Harkrader 7-49-0, Bobo 6-19-0, Booth 3-11-0, Vicic 1-3-0.

Passing (comp.-att.-int.-yds.-TDs) - USC: Hall 1-4-0-23-0, Arnett 2-2-0-6-0, Contratto 0-2-0-0-0. **Ohio State:** Leggett 6-11-1-63-1.

Receiving (no.-yds.-TDs) - USC: Bordier 1-23-0, Clarke 1-5-0, Hall 1-1-0. **Ohio State:** Watkins 3-43-1, Cassady 1-11-0 Harkrader 1-15-0, Weed 1-6-0.

BOWL HISTORY

1958 ROSE BOWL

Oregon	7
No. 2 Ohio State	10

SCORING	1	2	3	4	-	F
Oregon	0	7	0	0	-	7
Ohio State	7	0	0	3	-	10

Jan. 1, 1958, Rose Bowl, 98,202



PASADENA, Calif. –

Already proclaimed national champions, the Buckeyes were heavy favorites. But the game wasn't decided until the fourth quarter. Ohio State drove 79 yards on its first possession to take an early 7-0 lead. Frank Kremblas capped the

drive by going in from 1 yard away, then converted the extra point. Oregon came back to tie it at 7-all before the half, and actually had a chance to lead the Buckeyes in the third period with a field goal attempt that failed from the Ohio State 24. The game came down to Don Sutherland's 24-yard field goal with 14:02 to go in the game. Oregon was stopped by a fumble on its next possession, and drove to the OSU 47 on its last drive before running out of downs.

FIRST QUARTER

OSU - Kremblas 1 rush (Kremblas kick), 7:57

SECOND QUARTER

ORE - Shanley 5 run (Morris kick), 12:25

FOURTH QUARTER

OSU - Sutherland 34 field goal, 14:02

TEAM STATISTICS	ORE	OSU
First Downs	21	19
Rushes-yards	42-160	61-245
Passing-yards	191	59
Comp.-Att.-Int	14-21-2	2-6-0
Return yards	38	43
Punts	0-0	2-19.0
Fumbles-lost	3-2	0-0
Penalties-yards	3-25	3-15

INDIVIDUAL STATISTICS

Rushing (att-yds-TD) - Oregon: Morris 11-57, Shanley 11-59-1, Crabtree 16-16-0, West 2-16-0, Read 1-3-0, Tourville 1-9-0. **OSU:** White 25-93-0, Clark 14-82-0, Kremblas 13-43-1, Cisco 7-29-0, LeBeau 1-5-0, Cannavino 1-(-7)-0.

Passing (comp.-att.-int.-yds.-TDs) - Oregon:

Crabtree 10-17-2-135-0, West 3-3-0-42-0, Tourville 1-1-0-14-0. **Ohio State:** Kremblas 2-6-0-59-0.

Receiving (no.-yds.-TDs) - Oregon: Stover 10-144-0, Tourville 2-27-0, Keele 1-8-0, Kimbrough 1-12-0. **Ohio State:** Houston 2-59-0.

1969 ROSE BOWL

No. 2 Southern California	16
No. 1 Ohio State	27

SCORING	1	2	3	4	-	F
So. California	0	10	0	6	-	16
Ohio State	0	10	3	14	-	27

Jan. 1, 1968, Rose Bowl, 102,063



PASADENA, Calif. –

The Buckeyes put the finishing touches on a 10-0 national championship season by coming from behind to beat USC. The game matched unbeaten teams for the first time in the 22-year history of the Big 10-Pac 8 meeting. Heisman winner O.J.

Simpson followed a USC field goal with an 80-yard run to take the Trojans to a 10-0 lead. Ohio State answered with a 1-yard run by Jim Otis and a 26-yard field goal by Jim Roman to tie before the half. OSU put it away with 14 points early in the final quarter. Kern, the game's MVP, hit Ray Gillian on first down for the score and a commanding 27-10 lead with 10:05 remaining. USC turned the ball over five times on the day, while OSU was error-free.

SECOND QUARTER

USC - Ayala 21 field goal, 9:40

OSU - Simpson 80 run (Ayala kick), 6:38

OSU - Otis 1 run (Roman kick), 1:45

OSU - Roman 26 field goal, 0:03

THIRD QUARTER

OSU - Roman 25 field goal, 1:40

FOURTH QUARTER

OSU - Hayden 4 pass from Kern (Roman kick), 13:52

OSU - Gillian 16 pass from Kern (Roman kick), 10:05

USC - Dickerson 19 pass from Sogge (Sogge pass failed), 0:45

TEAM STATISTICS	USC	OSU
First Down	19	21
Rushes-yards	42-177	67-260
Passing yards	189	101
Return yards	119	65
Comp.-Att.-Int	19-31-2	9-15-0
Punts	6-36.7	7-45.6
Fumbles-lost	3-3	1-0
Penalties-yards	3-51	6-53

INDIVIDUAL STATISTICS

Rushing (att-yds-TD) - USC:

Simpson 28-171-1, Scott 5-16-0, Lawrence 1-9-0, Sogge 8-(-19)-0. **OSU:** Otis 30-101-1, Hayden 15-90-0, Kern 12-35-0, Gillian 6-14-0, Zelina 1-9-0, Brockington 2-6-0, Huff 1-5-0. **Passing (comp-att-int-yds-TD) - USC:**


Sogge 19-30-1-189-1, Simpson 0-2-1-0-0. **OSU:** Kern 9-15-0-101-2. **Receiving (no-yds-TD) - USC:** Simpson 8-85-0, Dickerson 3-50-1, Klein 4-31-0, Lawrence 3-16-0, Chandler 1-7-0. **OSU:** Gillian 4-69-1, Hayden 2-8-1, White 1-17-0, Zelina 1-5-0, Jankowski 1-2-0.

1971 ROSE BOWL

No. 2 Ohio State	17
No. 12 Stanford	27

SCORING	1	2	3	4	-	F
Ohio State	7	7	3	0	-	17
Stanford	10	0	3	14	-	27

Jan. 1, 1971, Rose Bowl, 103,839



PASADENA, Calif.

– Heisman Trophy winner Jim Plunkett quarterbacked Stanford to a come-from-behind win over favored and previously unbeaten OSU. Plunkett passed 30 times, completing 20 for 265 yards and a touchdown. His performance offset

a tremendous rushing day for Ohio State, as the Buckeyes rolled up 364 yards on the ground and led the Cardinal in total offense, 439-408. Rex Kern led OSU with 129 yards rushing, while John Brockington added 101 and two touchdowns. Ohio State held a 14-10 lead at the half. After trading third quarter field goals, OSU drove from its own 6 to the Stanford 19 to begin the final quarter. On fourth and less than a yard, the Cardinal defense stopped Brockington short. Plunkett then ran and passed down the field for the go-ahead score.

FIRST QUARTER

STAN- Brown 4 run (Horowitz kick), 10:20

STAN- Horowitz 37 field goal, 6:50

OSU- Brockington 1 run (Schram kick), 3:45

SECOND QUARTER

OSU- Brockington 1 run (Schram kick), 14:24

THIRD QUARTER

STAN- Horowitz 48 field goal, 12:29

OSU- Schram 32 field goal, 8:33

FOURTH QUARTER

STAN- Brown 1 run (Horowitz kick), 10:03

STAN- Vataha 10 pass from Plunkett (Horowitz kick), 8:18

TEAM STATISTICS	STAN	OSU
First Downs	21	22
Rushes-yards	37-183	67-380
Passing yards	265	75
Return yards	75	107
Comp.-Att.-Int.	20-30-1	7-20-1
Punts	0-0	0-0
Fumbles-lost	3-2	2-0
Penalties	3-46	6-64

INDIVIDUAL STATISTICS

Rushing (att-yds-TD) - Stanford: Brown 10-41-2, Shockley 10-35-0, Plunkett 9-26-0, Sanderson 2-8-0, Kehl 2-1-0, Cross 1-41-0, Merrill 1-6-0, Moore 1-(-6)-0, Vataha 1-(-9)-0. **OSU:** Kern 20-129-0, Hayden 11-48-0, Brockington 21-101-2, Galbos 8-33-0, Jankowski 2-41-0, Campana 2-10-0, Zelina 1-5-0, Maciejowski 2-(-3)-0. **Passing (comp-att-int-yds-TD) - Stanford:** Plunkett 20-30-1-265-1. **OSU:** Kern 4-13-1-40-0, Maciejowski 3-6-0-35-0, Galbos 0-1-0-0-0. **Receiving (no-yds-TD) - Stanford:** Washington 6-80-0, Vataha 6-51-1, Moore 5-113-0, Brown 3-13-0, Shockley 1-8-0. **OSU:** White 4-28-0, Zelina 2-27-0, Hayden 1-20-0.


BOWL HISTORY

1973 ROSE BOWL

No. 3 Ohio State.....17
No. 1 Southern California.....42

SCORING	1	2	3	4	-	F
Ohio State	0	7	3	7	-	17
So. California	7	0	21	14	-	42

Jan. 1, 1973, Rose Bowl, 106,369



PASADENA, Calif. –

Led by tailback Anthony Davis, USC broke a 7-all tie at halftime with three third quarter scores. Davis collected 157 of USC's 207 rushing yards and set up a Rose Bowl-record four Sam Cunningham touchdowns runs. The Trojans scored

each time they touched the ball in the third quarter, Cunningham twice and Davis once. The third quarter overshadowed a fine first half effort by Ohio State. At the half OSU held a 151-75 edge in rushing yards. Archie Griffin tallied 73 yards on 15 carries in the first half. OSU appeared to be in gear when fullback Randy Keith capped a 56-yard, eight-play drive with 13:37 to go in the first half. But OSU could manage only a field goal in the third and a John Bledsoe dash that ended an 87-yard drive with 44 seconds to play.

FIRST QUARTER

USC - Swann 10 pass from Rae (Rae kick), 1:30

SECOND QUARTER

OSU - Keith 1 run (Conway kick), 13:37

THIRD QUARTER

USC - Cunningham 2 run (Rae kick), 12:18

OSU - Conway 21 field goal, 8:11

USC - Davis 20 run (Rae kick), 5:51

USC - Cunningham 1 run (Rae kick), 1:25

FOURTH QUARTER

USC - Cunningham 1 run (Rae kick), 9:10

USC - Cunningham 1 run (Rae kick), 5:13

OSU - Bledsoe 5 run (Conway kick), 0:34

TEAM STATISTICS

	USC	OSU
First downs	24	21
Rushes-yards	45-246	62-287
Passing yards	244	81
Comp.-Att.-Int.	19-27-0	5-11-2
Return yards	30	132
Punts	4-41.3	5-36.2
Fumbles-lost	2-1	2-1
Penalties-yards	6-48	2-7

INDIVIDUAL STATISTICS

Rushing (att.-yds.-TD) - USC: Davis 23-157-1, Cunningham 11-38-4, McNeil 4-32-0, Washnera 1-7-0, Carter 1-4-0, Swann 1-2-0, Haden 1-(-4)-0, Rae 3-(-29)-0. **OSU:** Griffin 20-95-0, Keith 15-59-1, Galbos 9-57-0, Henson 7-23-0, Lippert 5-32-0, Morrison 2-16-0, Bledsoe 1-5-1, Hare 3-(-2)-0. **Passing (comp.-att.-int.-yds.-TD) - USC:** Rae 18-25-0-229-1, Haden 1-2-0-15-0. **OSU:** Hare 4-8-1-64-0, Morrison 1-3-1-17-0. **Receiving (no.-yds.-TD) - USC:** Swann 6-108-1, Young 6-82-0, Davis 3-17-0, Moore 2-21-0, Cunningham 1-2-0, McKay 1-14-0. **OSU:** Holycross 2-37-0, Griffin 2-27-0, Smurda 1-17-0.

1974 ROSE BOWL

No. 7 Southern California21
No. 4 Ohio State.....42

SCORING	1	2	3	4	-	F
So. California	3	11	7	0	-	21
Ohio State	7	7	13	15	-	42

Jan. 1, 1974, Rose Bowl, 105,267



PASADENA, Calif. –

Ohio State used a powerful running attack, led by Archie Griffin's 149 yards, to break open a close game. Pete Johnson added 94 yards and three touchdowns for the Buckeyes, who totaled 320 yards on the ground. OSU fell behind, 21-14,

early in the third before scoring the final 13 points of the quarter. The first score was set up by a Cornelius Greene to Fred Pagac pass for 39 yards to the USC 4. Johnson bulled over for the tally, and a blocked extra point kick left it 21-20. Ohio State took the lead for good after Neal Colzie set up the go-ahead score with a 56-yard punt return to the USC 9. Greene covered the final yard with 2:12 left in the quarter for a 27-21 lead. Griffin capped the final scoring drive with 4:35 remaining by dashing 47 yards.

FIRST QUARTER

USC - Limahelu 47 field goal, 13:27

OSU - Johnson 1 run (Conway kick), 0:25

SECOND QUARTER

USC - Limahelu 42, field goal, 11:12

USC - McKay 10 pass from Davis (McKay pass from Haden), 5:16

OSU - Johnson 1 run (Conway kick), 0:49

THIRD QUARTER

USC - Davis 1 run (Limahelu kick), 6:30

OSU - Johnson 4 run (Conway kick blocked), 4:53

OSU - Greene 1 run (Conway kick), 2:12

FOURTH QUARTER

OSU - Elia 2 run (Greene run), 10:38

OSU - Griffin 47 run (Conway kick), 4:35

TEAM STATISTICS

	USC	OSU
First downs	27	20
Rushes-yards	42-210	59-323
Passing yards	239	129
Comp.-Att.-Int.	22-40-0	6-8-1
Return yards	154	133
Punts	3-36.0	2-41.0
Fumbles-lost	2-1	2-1
Penalties-yards	6-40	7-59

INDIVIDUAL STATISTICS

Rushing (att.-yds.-TDs) - USC: Davis 16-74-1, McNeil 8-46-0, Moore 6-42-0, Haden 11-2-0, Diggs 1-3-0. **Ohio State:** Griffin 22-149-1, Johnson 21-94-3, Greene 7-45-1, Elia 8-27-1, Bachnagel 1-5-0. **Passing (comp.-att.-int.-yds.-TDs) - USC:** Haden 21-39-0-229-0, Davis 1-1-0-10-1. **Ohio State:** Greene 6-8-1-129-0. **Receiving (no.-yds.-TDs) - USC:** McKay 6-83-1, McNeil 4-39-0, Obradovich 2-28-0, Swann 5-47-0, Moore 3-19-0, Davis 1-8-0, Diggs 1-15-0. **Ohio State:** Pagac 4-89-0, Hazel 1-15-0, Baschnagel 1-25-0.

1975 ROSE BOWL

No. 3 Ohio State.....17
No. 5 Southern California18

SCORING	1	2	3	4	-	F
Ohio State	0	7	0	10	-	17
So. California	3	0	0	15	-	18

Jan. 1, 1975, Rose Bowl, 106,721



PASADENA, Calif. –

Shelton Diggs made a diving catch of a Pat Haden pass for a two-point conversion with just more than two minutes left in the game to bring the Trojans from behind and spoil Ohio State's national championship hopes. It ended a wild

final stanza in which 25 of the game's 35 points were scored. The third period was one of missed opportunities for the Buckeyes, who twice had the ball inside the USC 10 but failed to score. Ohio State had staked itself to a 17-10 lead by scoring on its first two possessions of the fourth period, however. Cornelius Greene led an 82-yard drive, covering the final 3 yards himself for the first score. Following a USC fumble at its own 30, Tom Klaban kicked a field goal when the Buckeyes stalled out. Haden, starting at the USC 17, took the Trojans 83 yards to the winning touchdown and conversion. Tom Skladany's 62-yard field goal try fell short on OSU's ensuing drive.

FIRST QUARTER

USC - Limahelu 30 field goal, 0:41

SECOND QUARTER

OSU - Henson 2 run (Klaban kick), 4:42

FOURTH QUARTER

USC - Obradovich 8 pass from Haden (Limahelu kick), 13:46

OSU - Greene 3 run (Klaban kick), 9:21

OSU - Klaban 32 field goal, 6:38

USC - McKay 38 pass from Haden (Diggs pass from Haden), 2:03

TEAM STATISTICS

	USC	OSU
First Downs	24	14
Rushes-yards	53-290	49-210
Passing yards	181	93
Comp.-Att.-Int.	12-22-2	8-14-1
Return yards	77	50
Punts	2-14.5	3-47.6
Fumbles-lost	2-2	4-2
Penalties-yards	2-21	3-25

INDIVIDUAL STATISTICS

Rushing (att.-yds.-TDs) - USC: Carter 18-75-0, Davis 13-67-0, Farmer 7-67-0, Bell 6-38-0, Lucas 1-16-0, Haden 5-9-0, Ford 3-8-0. **OSU:** Griffin 20-75-0, Greene 11-52-1, Johnson 10-33-0, Baschnagel 4-21-0, Henson 4-12-1. **Passing (comp.-att.-int.-yds.-TDs) - USC:** Haden 12-22-2-181-2. **OSU:** Greene 8-14-1-93-0. **Receiving (no.-yds.-TDs) - USC:** McKay 5-104-1, Obradovich 4-75-1, Davis 1-9-0, Carter 1-(-2)-0, Farmer 1-(-5)-0. **OSU:** France 2-28-0, Griffin 2-25-0, Bartoszek 2-22-0, Baschnagel 2-18-0.

BOWL HISTORY

1976 ROSE BOWL

No. 1 Ohio State 10
 No. 11 UCLA 23

SCORING	1	2	3	4	-	F
Ohio State	3	0	0	7	-	10
UCLA	0	0	16	7	-	23

Jan. 1, 1976, Rose Bowl, 105,464



PASADENA, Calif. –
 All-American Quarterback John Sciarra led UCLA to 23 second-half points to upset top-ranked and previously unbeaten Ohio State. Sciarra hit on nine of 13 second-half attempts for 173 yards, helping the Bruins amass 366 yards in total offense

in the half. Despite the backfield of Big Ten MVP Cornelius Greene, two-time Heisman Trophy Award winner Archie Griffin and national scoring leader Pete Johnson, OSU was limited to 124 yards in the second half. Ohio State was impressive offensively in the first half, gaining 174 yards and 11 first downs, but managed only a 3-0 lead. Sparked by Sciarra and the running of Wendell Tyler, the Bruins roared back to dash OSU's national championship hopes and spoil a fourth-consecutive Rose Bowl trip for the Buckeye seniors.

FIRST QUARTER

OSU - Klaban 42 field goal, 8:20

THIRD QUARTER

UCLA - White 33 field goal, 12:16
 UCLA - Henry 16 pass from Sciarra (White kick failed), 9:05
 UCLA - Henry 67 pass from Sciarra (White kick), 1:11

FOURTH QUARTER

OSU - Johnson 3 run (Klaban kick), 11:46
 UCLA - Tyler 54 run (White kick), 3:42

TEAM STATISTICS	UCLA	OSU
First downs	19	20
Rushes-yards	47-202	51-208
Passing yards	212	90
Return yards	50	116
Comp.-Att.-Int.	13-19-2	7-18-2
Punts	5-39.4	5-47.2
Fumbles-lost	2-1	3-1
Penalties-yards	4-30	3-25

INDIVIDUAL STATISTICS

Rushing (att.-yds.-TDs) - UCLA: Tyler 21-172-1, Ayers 12-36-0, Henry 1-10-0, Thomas 1-2-0, Zaby 1-1-0, Sciarra 11(-19)-0. **Ohio State:** Griffin 17-93-0, Johnson 19-70-1, Greene 15-45-0. **Passing (comp.-att.-int.-yds.-TDs) - UCLA:** Sciarra 13-19-2-212-2. **Ohio State:** Greene 7-18-2-90-0. **Receiving (no.-yds.-TDs) - UCLA:** Henry 5-113-2, N. Anderson 3-39-0, Pederson 2-26-0, Walker 2-24-0, Reece 1-10-0. **Ohio State:** Baschnagel 3-26-0, Kain 1-19-0, Willis 1-21-0, A. Griffin 1-12-0, Johnson 1-12-0.

1977 ORANGE BOWL

No. 12 Colorado 10
 No. 11 Ohio State 27

SCORING	1	2	3	4	-	F
Colorado	10	0	0	0	-	10
Ohio State	7	10	3	7	-	27

Jan. 1, 1977, Orange Bowl, 65,537



MIAMI, Fla. –
 After Colorado jumped to an early 10-0 lead, Rod Gerald came off the bench to lead OSU to its ninth victory of the season. Gerald, idle since the seventh game of the schedule with a bone chip in his lower back, rushed 14 times

for 81 yards, including 17 on his first snap. That run set up a 36-yard scoring dash by Jeff Logan to get OSU on the board with 3:11 to go in the first quarter. The Buckeyes went on to score on the next two possessions, beginning with Tom Skladany's 28-yard field goal with 9:33 left in the half. Pete Johnson went in from 3 yards out to cap a 99-yard march following a blocked Buffalo field goal attempt to give OSU the lead for good with 24 seconds remaining before intermission. Gerald ended the scoring with a 4-yard run late in the fourth quarter, and was later named the back of the game. OSU outgained Colorado 330-271, including 271 yards rushing.

FIRST QUARTER

CO - Zettenberg 26 field goal, 9:04
 CO - Moorehead 11 pass from Knapple (Zettenberg kick), 3:54
 OSU - Logan 36 run (Skladany kick), 3:11

SECOND QUARTER

OSU - Skladany 28 field goal, 9:33
 OSU - Johnson 3 run (Skladany kick), 0:24

THIRD QUARTER

OSU - Skladany 20 field goal, 2:30

FOURTH QUARTER

OSU - Gerald 4 run (Skladany kick), 0:45

TEAM STATISTICS	CU	OSU
First downs	5	17
Rushes-yards	40-134	71-271
Passing yards	137	59
Comp.-Att.-Int.	8-23-0	2-7-2
Return yards	74	149
Punts	7-35.2	3-42.3
Fumbles-lost	1-0	4-4
Penalties-yards	8-60	4-37
Time of Possession	25:31	34:29

INDIVIDUAL STATISTICS

Rushing (att.-yds.-TDs) - Colorado: Reed 22-58-0, Waddy 1-40-0, Kelleher 11-26-0, Knapple 5-13-0, Moorehead 1(-3)-0. **Ohio State:** Springs 23-98-0, Gerald 14-81-1, Logan 14-79-1, Johnson 14-26-1, Jackson 1-1-0, Campbell 1-0-0, Pacenta 4(-14)-0. **Passing (comp.-att.-int.-yds.-TDs) - Colorado:** Knapple 8-22-2-137-1, Gauntly 0-1-0-0-0. **Ohio State:** Gerald 2-6-0-59-0, Pacenta 0-1-0-0-0. **Receiving (no.-yds.-TDs) - Colorado:** Moorehead 4-68-1, Reed 2-51-0, Hasselbeck 2-18-0. **Ohio State:** Harrell 2-59-0.

1978 SUGAR BOWL

No. 9 Ohio State 6
 No. 3 Alabama 35

SCORING	1	2	3	4	-	F
Ohio State	0	0	0	6	-	6
Alabama	0	13	8	14	-	35

Jan. 3, 1978, Louisiana Superdome, 76,811



NEW ORLEANS, La. –
 In the first meeting between coaching legends Woody Hayes and Paul "Bear" Bryant of Alabama, the Crimson Tide made a pitch for the national championship with a convincing performance. It also marked OSU's

first appearance in the Sugar Bowl. Alabama's Jeff Rutledge was the game's most valuable player. Rutledge was good on eight of 11 passing attempts for 109 yards, including scoring strikes of 27 yards to Bruce Bolton and a 3-yarder to Rick Neal to stake the Tide to a 21-0 lead in the third quarter. Alabama rolled up 389 yards in total offense, 286 on the ground. Ohio State was limited to 263 yards, and gave up the ball three times on interceptions. The lone Buckeye score was a 38-yard Rod Gerald to Jim Harrell pass which capped an 85-yard drive. The Buckeyes' defense did cause 10 Crimson Tide fumbles on the day, but Alabama lost only two of the miscues.

SECOND QUARTER

ALA - Nathan 1 run (Chapman kick), 11:31
 ALA - Bolton 27 pass from Rutledge (Chapman kick failed), 4:08

THIRD QUARTER

ALA - Neal 3 pass from Rutledge (Nathan pass from Rutledge), 1:13

FOURTH QUARTER

OSU - Harrell 38 pass from Gerald (Logan run failed), 13:34
 ALA - Ogilvie 1 run (Chapman kick), 6:30
 ALA - Davis 5 run (Chapman kick), 5:09

TEAM STATISTICS	ALA	OSU
First downs	25	13
Rushes-yards	68-286	38-179
Passing yards	109	103
Return yards	65	83
Comp.-Att.-Int.	8-11-0	7-17-3
Punts	1-33.0	4-37.5
Fumbles-lost	10-2	0-0
Penalties-yards	1-5	4-40

INDIVIDUAL STATISTICS

Rushing (att.-yds.-TDs) - Alabama: Davis 24-95-1, Crow 5-46-0, Nathan 11-35-1, Ogilvie 6-29-1, Ferguson 6-24-0, Shely 4-23-0, K. Jones 2-14-0, Bolton 1-6-0, Turpin 1-6-0, Rutledge 8-2-0. **Ohio State:** Springs 10-74-0, Logan 13-57-0, Campbell 4-14-0, Donley 1-12-0, Harrell 1-2-0, Gerald 9-1-0. **Passing (comp.-att.-int.-yds.-TDs) - Alabama:** Rutledge 8-11-0-109-2. **Ohio State:** Gerald 7-17-3-103-1. **Receiving (no.-yds.-TDs) - Alabama:** Newsom 2-45-0, Ferguson 2-28-0, Bolton 1-27-1, Nathan 1-9-0, Ogilvie 1-7-0, Neal 1-3-1. **Ohio State:** Hunter 2-25-0, Springs 2-6-0, Harrell 1-38-1, Moore 1-22-0, Jaco 1-12-0.

BOWL HISTORY

1978 GATOR BOWL

No. 20 Ohio State15
 No. 6 Clemson17

SCORING	1	2	3	4	-	F
Ohio State	0	9	0	6	-	15
Clemson	0	10	7	0	-	17

Dec. 29, 1978, Gator Bowl (72,011)



JACKSONVILLE, Fla. – Clemson won their 10th consecutive game and 11th overall by holding off Ohio State in Woody Hayes' last game as head coach. After Bob Atha gave Ohio State an early 3-0 lead with a 27-yard field goal, Clemson's Steve Fuller, named the game's

outstanding player, directed the Tigers on an 80-yard, seven-minute drive. Fuller passed for 25 yards and ran for 36, including a scoring jaunt of 4 yards, in the drive. Freshman Art Schlichter answered with a 78-yard drive, scoring himself from 4 yards away. Vlade Janakievski's extra point was blocked, but OSU had a 9-7 lead. Clemson scored the next 10 points before Schlichter tallied again at the end of an 88-yard march with 8:11 left in the game. His two-point conversion run was stopped short of the goal line. OSU got a chance at victory when Tim Sawicki covered a Fuller fumble on the Clemson 24 with 4:22 remaining. But on third-and-five at the 24, the Tigers' Charlie Bauman stepped in front of a Schlichter pass intended for Ron Springs, and OSU's hopes were dashed.

SECOND QUARTER

OSU - Atha 27 field goal, 12:08
 CLEM - Fuller 4 run (Ariri kick), 5:03
 OSU - Schlichter 4 run (Janakievskikick failed), 1:21
 CLEM - Ariri 47 field goal, 0:05

THIRD QUARTER

CLEM - Austin 1 run (Ariri kick), 2:16

FOURTH QUARTER

OSU - Schlichter 1 run (Schlichter run failed), 8:11

TEAM STATISTICS	CLEM	OSU
First downs	20	16
Rushes-yards	60-207	44-150
Passing yards	123	205
Return yards	30	111
Comp.-Att.-Int.	9-20-0	16-20-1
Punts	6-38.3	4-41.5
Fumbles-lost	5-1	1-0
Penalties-yards	7-65	7-83

INDIVIDUAL STATISTICS

Rushing (att.-yds.-TDs) - Clemson: Perry 14-54-0, Ratchford 10-54-0, Fuller 17-39-1, Sims 8-34-0, Brown 6-16-0, Austin 3-11-1, Goggins 2-0-0. **Ohio State:** Schlichter 18-70-2, Springs 10-42-0, Campbell 11-26-0, Volley 2-2-0, Murray 2-8-0, Johnson 1-2-0. **Passing (comp.-att.-int.-yds.-TDs) - Clemson:** Fullmer 9-20-0-123-0. **Ohio State:** Schlichter 16-20-1-205-0. **Receiving (no.-yds.-TDs) - Clemson:** Butler 4-44-0, Tuttle 3-41-0, Clark 1-28-0, Ratchford 1-10-0. **Ohio State:** Donley 3-44-0, Gerald 3-33-0, Springs 2-(-5)-0, Campbell 2-17-0, Barwig 2-51-0, Murray 2-16-0, Hunter 2-49-0.

1980 ROSE BOWL

No. 1 Ohio State16
 No. 3 Southern California17

SCORING	1	2	3	4	-	F
Ohio State	0	10	3	3	-	16
So. California	3	7	0	7	-	17

Jan. 1, 1980, Rose Bowl, 105,526



PASADENA, Calif. – Unranked in the preseason polls, the Buckeyes posted an 11-0 regular season record, but thanks to Charles White, their fairy tale season came to an end in the Rose Bowl. White, the Heisman Trophy winner, shattered the Rose Bowl

rushing record with 242 yards, including 71 yards on USC's game-winning drive. Trailing 16-10 with 5:21 to play, the top-ranked Trojans marched 83 yards in eight plays, with White diving over from the 1 for the score. The all-important point after knocked the No. 2 Buckeyes out of national championship contention. USC outgained OSU, 519-412, in total offense.

FIRST QUARTER

USC - Hipp 41 field goal, 4:37

SECOND QUARTER

USC - K. Williams 53 pass from McDonald (Hipp kick), 9:11

OSU - Janakievski 35 field goal, 3:10

OSU - Williams 67 pass from Schlichter (Janakievski kick), 0:21

THIRD QUARTER

USC - Janakievski 37 field goal, 10:53

FOURTH QUARTER

OSU - Janakievski 24 field goal, 9:42

USC - White 1 run (Hipp kick), 1:32

TEAM STATISTICS	USC	OSU
First downs	23	16
Rushes-yards	52-285	40-115
Passing yards	234	297
Return yards	89	26
Comp.-Att.-Int.	11-24-1	11-21-1
Punts	1-52.0	3-43.3
Fumbles-lost	2-1	1-1
Penalties-yards	3-33	2-18

INDIVIDUAL STATISTICS

Rushing (att.-yds.-TDs) - USC: White 39-247-1, Allen 9-43-0, Hayes 3-8-0, McDonald 1-(-13)-0. **Ohio State:** Murray 18-73-0, Spencer 4-15-0, Campbell 5-12-0, Hicks 2-15-0, Volley 2-6-0, Schlichter 9-(-6)-0. **Passing (comp.-att.-int.-yds.-TDs) - USC:** McDonald 11-24-1-234-1. **Ohio State:** Schlichter 11-21-1-297-1. **Receiving (no.-yds.-TDs) - USC:** K. Williams 2-70-1, Garcia 2-57-0, Butler 2-45-0, Allen 2-41-0, White 2-7-0, Brenner 1-14-0. **Ohio State:** Donley 4-110-0, Williams 3-131-1, Murray 2-31-0, Hicks 1-21-0, Volley 1-4-0.

1980 FIESTA BOWL

No. 11 Ohio State19
 No. 10 Penn State31

SCORING	1	2	3	4	-	F
Ohio State	6	13	0	0	-	19
Clemson	7	3	7	14	-	31

Dec. 26, 1980, Sun Devil Stadium (66,738)



TEMPE, Ariz. – A record crowd of 66,738 had hardly settled into its seats when Penn State's Curt Warner ran 64 yards for a touchdown on the Nittany Lions' first play from scrimmage. The rest of the first half, however, belonged to the Buckeyes as quarterback Art

Schlichter threw for 244 yards and three touchdowns to stake OSU to a 19-10 lead at intermission. Flanker Doug Donley was on the receiving end of two of those scoring passes and split end Gary Williams hauled in the third. But after rolling up 339 yards in the first half, the Buckeyes were held to just 73 in the second by a fired up Penn State defense. And while the Nittany Lions' defense was pitching a shutout in the final two quarters, their offense tallied three touchdowns to win the second half and the game.

FIRST QUARTER

PSU - Warner 64 run (Menhardt kick), 13:53
 OSU - Donley 23 pass from Schlichter (Janakievski kick), 12:00

SECOND QUARTER

OSU - Williams 33 pass from Schlichter (Schlichter run failed), 6:25
 OSU - Donley 19 pass from Schlichter (Atha kick), 2:40
 PSU - Menhardt 38 field goal, 0:08

THIRD QUARTER

PSU - Blackledge 3 run (Menhardt kick), 10:36

FOURTH QUARTER

PSU - Williams 4 run (Menhardt kick), 14:19
 PSU - Moore 37 run (Menhardt kick), 0:45

TEAM STATISTICS	PSU	OSU
First downs	22	23
Rushes-yards	56-351	39-110
Passing yards	117	302
Return yards	122	72
Comp.-Att.-Int.	8-22-0	20-35-1
Punts	5-40.8	7-38.7
Fumbles-lost	1-1	1-0
Penalties-yards	2-10	2-30

INDIVIDUAL STATISTICS

Rushing (att.-yds.-TDs) - Penn State: Warner 18-155-1, Moore 10-76-1, Coles 6-57-0, Meade 7-30-0, Blackledge 10-12-1, Hostetler 1-12-0, Williams 4-9-1. **Ohio State:** Murray 10-75-0, Gayle 11-39-0, Spencer 4-29-0, Langley 1-(-9)-0, Schlichter 13-(-24)-0. **Passing (comp.-att.-int.-yds.-TDs) - Penn State:** Blackledge 8-22-0-117-0. **Ohio State:** Schlichter 20-35-1-302-3. **Receiving (no.-yds.-TDs) - Penn State:** Baugh 3-53-0, Scovill 3-42-0, McCloskey 1-22-0, Warner 1-0-0. **Ohio State:** Donley 5-122-2, Williams 7-112-1, Gayle 4-29-0, Langley 2-32-0, Murray 2-7-0.

BOWL HISTORY

1981 LIBERTY BOWL

Navy28
 No. 15 Ohio State31

SCORING	1	2	3	4	-	F
Navy	7	6	7	8	-	28
Ohio State	10	7	7	7	-	31

Dec. 30, 1981, Liberty Bowl Stadium (43,216)



MEMPHIS, Tenn. –

Underdog Navy put up a fight for three quarters before finally falling to the Buckeyes. The win snapped a string of four-consecutive bowl losses for Ohio State. Art Schlichter, playing in his final game for the

Buckeyes, threw his 49th and 50th career touchdown passes. OSU led early, 10-0, but Navy, led by Marco Pagnanelli and Eddie Meyers, refused to quit and took a 20-17 lead midway through the third quarter. Ohio State finally opened a 31-20 lead early in the fourth quarter.

FIRST QUARTER

OSU - Atha 35 field goal, 11:45
 OSU - Williams 50 pass from Schlichter (Atha kick), 9:57
 NAVY - Papajohn 1 pass from Pagnanelli (Fehr kick), 2:01

SECOND QUARTER

NAVY - Fehr 41 field goal, 13:15
 OSU - J. Gayle 1 run (Atha kick), 7:15
 NAVY - Fehr 23 field goal, 3:42

THIRD QUARTER

NAVY - Olson 20 block punt return (Fehr kick), 11:00
 OSU - J. Gayle 2 run (Atha kick), 2:08

FOURTH QUARTER

OSU - Anderson 9 pass from Schlichter (Atha kick), 12:02
 NAVY - Papajohn 1 pass from Pagnanelli (Papajohn pass from Pagnanelli), 0:08

TEAM STATISTICS	NAVY	OSU
First downs	19	19
Rushes-yards	50-75	47-173
Passing yards	240	159
Return yards	145	118
Comp.-Att.-Int.	15-29-1	11-26-1
Punts	5-22.8	6-32.6
Fumbles-lost	3-2	2-1
Penalties-yards	2-20	9-76

INDIVIDUAL STATISTICS

Rushing (att.-yds.-TDs) - Navy: Myers 30-117-0, Pagnanelli 13-(-26)-0, Jackson 3-0-0, McCallum 1-0-0, Yelder 1-2-0, Clouse 1-2-0, Team 1-(-25)-0. **Ohio State:** Spencer 22-96-0, J. Gayle 15-882, Broadnax 4-11-0, Schlichter 6-(-22)-0. **Passing (comp.-att.-int.-yds.-TDs) - Navy:** Pagnanelli 14-27-1-201-2, Fehr 1-1-0-39-0, McCallum 0-1-0-0-0. **Ohio State:** Schlichter 11-26-1-159-2. **Receiving (no.-yds.-TDs) - Navy:** Papajohn 4-41-2, Weller 2-50-0, McCallum 2-45-0, Yelder 3-27-0, Meyers 3-15-0, Caimello 1-39-0, Jackson 1-13-0. **Ohio State:** Anderson 5-57-1, Williams 2-61-1, Frank 3-36-0, Spencer 1-5-0.

1982 HOLIDAY BOWL

Brigham Young.....17
 Ohio State 47

SCORING	1	2	3	4	-	F
Brigham Young	0	10	0	7	-	17
Ohio State	3	14	17	13	-	47

Dec. 17, 1982, Jack Murphy Stadium (52,533),



SAN DIEGO, Calif. –

There were those who thought Ohio State was the best team in the country during the last six weeks of the season. The Holiday Bowl did nothing to alter that line of thinking. In winning their seventh-consecutive game

and their second-consecutive bowl, the Buckeyes completely dominated the Cougars. BYU led only once, 10-7, early in the second period. Tim Spencer's 61-yard run took care of that. Spencer scored two of the Buckeyes' TDs as did his backup, Jimmy Gayle. Linebacker Marcus Marek had eight tackles to pass Tom Cousineau as OSU's all-time leading tackler.

FIRST QUARTER

OSU - FG Spangler 47, 6:54

SECOND QUARTER

BYU - Belhom 7 pass from Young (Gunther kick), 13:56
 OSU - Spencer 61 run (Spangler kick), 12:55
 OSU - Tomczak 3 run (Spangler kick), 11:14
 BYU - Gunther 39 field goal, 1:43

THIRD QUARTER

OSU - Broadnax 1 run (Spangler kick), 8:57
 OSU - Spencer 18 run (Spangler kick), 7:58
 OSU - Spangler 37 field goal, 6:00

FOURTH QUARTER

OSU - Gayle 1 run (Spangler kick), 12:58
 BYU - Hudson 13 pass from Young (Gunther kick), 7:09
 OSU - Gayle 5 run (Spangler kick failed), 2:05

TEAM STATISTICS	BYU	OSU
First downs	21	24
Rushes-yards	18-19	66-345
Passing yards	352	132
Return yards	0	44
Comp.-Att.-Int.	28-46-1	11-19-0
Punts	5-34.8	3-37.7
Fumbles-lost	1-1	1-1
Penalties-yards	9-75	12-109
Time of Possession	25:27	34:33

INDIVIDUAL STATISTICS

Rushing (att.-yds.-TDs) - BYU: Hamilton 3-14-0, Tiumalu 3-13-0, Stinnett 1-3-0, Pettis 1-1-0, Young 9-(-4)-0, Balholm 1-(-8)-0. **Ohio State:** Spencer 21-167-2, Gayle 17-80-2, Broadnax 15-58-1, Tomczak 8-25-1, Byars 2-2-0, Lindsey 1-4-0, Offenbecker 1-2-0, Anderson 1-(-9)-0. **Passing (comp.-att.-int.-yds.-TDs) - BYU:** Young 27-45-1-341-2, Fowler 1-1-0-11. **Ohio State:** Tomczak 11-19-0-132-0. **Receiving (no.-yds.-TDs) - BYU:** Hudson 7-81-1, Stinnett 4-31-0, Balhorn 3-58-1, Pendleton 2-53-0, Edd 2-44-0, Collie 2-25-0, McNabb 2-17-0, Hamilton 2-11-0, Jones 1-14-0. **Ohio State:** Williams 5-63-0, Gayle 3-12-0, Spencer 1-23-0, Anderson 1-19-0, Jemison 1-15-0.

1984 FIESTA BOWL

No. 15 Pitt23
 No. 14 Ohio State28

SCORING	1	2	3	4	-	F
Pitt	0	7	0	16	-	23
Ohio State	7	7	0	14	-	28

Jan. 2, 1984, Sun Devil Stadium (66,484)



TEMPE, Ariz. –

The teams combined for 897 yards and scored 30 of 51 points in the final 15 minutes of play to keep everyone in their seats. Trailing 23-21 after a 37-yard field goal by Snuffy Everett had given Pitt its first lead with 2:39 to play, Ohio State marched 89

yards for the winning score. Split end Thad Jemison hauled in a 39-yard pass from Mike Tomczak with 39 seconds left on the clock. Still it wasn't over. Pitt had one more at bat and quarterback John Congemi marched the Panthers to the OSU 24 before an injury. He watched helplessly as sub Chris Jelic failed in his two tries to produce the winning score before time ran out. Keith Byars scored two touchdowns, one on a 99-yard kick return. Jemison, who tied a Fiesta Bowl record with eight catches, was the game's MVP.

FIRST QUARTER

OSU - Tomczak 3 run (Spangler kick), 13:17

SECOND QUARTER

PIT - Wilson 6 pass from Congemi (Everett kick), 13:25
 OSU - Byars 11 run (Spangler kick), 0:51

FOURTH QUARTER

PIT - Wilson fumble recovery (Everett kick), 14:35
 OSU - Byars 99 kick return (Spangler kick), 14:21
 PIT - Collins 11 pass from Congemi (Congemi pass failed), 9:47
 PIT - Everett 37 field goal, 2:39
 OSU - Jemison 39 pass from Tomczak (Spangler kick), 0:39

TEAM STATISTICS	PITT	OSU
First downs	27	21
Rushes-yards	37-146	46-184
Passing yards	341	226
Return yards	113	170
Comp.-Att.-Int.	31-46-2	15-32-1
Sacked-yards lost	1-7	1-9
Punts	3-39.0	4-37.3
Fumbles-lost	2-1	3-1
Penalties-yards	8-60	8-70
Time of Possession	30:47	29:13

INDIVIDUAL STATISTICS


Rushing (att.-yds.-TDs) - Pitt: McCall 26-115-0, Congemi 6-20-0, Bailey 4-10-0, McIntyre 1-1-0. **Ohio State:** Byars 15-73-1, Broadnax 6-38-0, Wooldridge 7-31-0, Tomczak 12-21-1, Bates 6-21-0. **Passing (comp.-att.-int.-yds.-TDs) - Pitt:** Congemi 31-44-2-341-2, Jecic 0-3-0-0-0. **Ohio State:** Tomczak 15-32-1-226-1. **Receiving (no.-yds.-TDs) - Pitt:** Wallace 8-97-0, Collins 7-72-1, McCall 6-75-0, Willson 5-35-1, Casper 2-41-0, McIntyre 2-11-0, Bailey 1-7-0. **Ohio State:** Jemison 8-131-1, Frank 4-57-0, Byars 2-21-0, Anderson 1-17-0.

BOWL HISTORY

1985 ROSE BOWL

No. 6 Ohio State	17
No. 18 Southern California.....	20

SCORING	1	2	3	4	-	F
Ohio State	3	3	3	8	-	17
So. California	10	7	3	0	-	20
Jan. 1, 1985, Rose Bowl (102,594)						



PASADENA, Calif. –

Ohio State outgained USC, 403-261, but the Trojan defense steadfastly refused to let the Buckeyes cross the goal line. USC led 17-6 at the half on a pair of TD passes by Tim Green. OSU's Rich Spangler made it 17-9 with a Rose

Bowl record 52-yard field goal, but USC offset that score with Steve Jordan's second field goal of the day. Ohio State finally scored a TD with 7:34 to play on a Mike Tomczak to Cris Carter pass. Tomczak's run on the PAT made it 20-17. OSU had one final possession and moved to the USC 43. But the next four plays resulted in a sack and three incompletions, and the Buckeyes' three-game bowl winning streak was ended. Carter, the freshman split end, caught nine passes for 172 yards to shatter Don Hutson's Rose Bowl record.

FIRST QUARTER

OSU - Spangler 21 field goal, 12:08
 USC - Jordan 51 field goal, 6:52

USC - Cormier 3 pass from Green (Jordan kick), 1:54

SECOND QUARTER

USC - Ware 19 pass from Green (Jordan kick), 0:22
 OSU - FG Spangler 46 field goal, 0:00

THIRD QUARTER

OSU - Spangler 52 field goal, 6:37
 USC - Jordan 51 field goal, 4:05

FOURTH QUARTER

OSU - Carter 18 pass from Tomczak (Tomczak run), 7:34

TEAM STATISTICS	USC	OSU
First downs	16	19
Rushes-yards	42-133	34-113
Passing yards	128	290
Return yards	40	34
Comp.-Att.-Int.	13-25-0	24-37-3
Sacked-yards lost	0-0	2-10
Punts	7-42.1	4-47.8
Fumbles-lost	2-1	4-1
Penalties-yards	4-38	4-46
Time of possession	31:11	28:49


INDIVIDUAL STATISTICS

Rushing (att.-yds.-TDs) - USC: Crutcher 21-72-0, Pola 9-52-0, Ware 1-12-0, Knight 6-4-0, Green 5-(-6)-0. **Ohio State:** Byars 23-109-0, Wooldridge 2-20-0, Walker 2-4-0, Lanese 1-3-0, Blair 1-1-0, Tomczak 5-(-24)-0. **Passing (comp.-att.-int.-yds.-TDs) - USC:** Green 13-24-0-128-2, Tanner 0-1-0-0-0. **Ohio State:** Tomczak 24-37-3-290-1. **Receiving (no.-yds.-TDs) - USC:** Ware 3-56-1, Crutcher 3-19-0, Cormier 3-19-1, Boyer 2-15-0, Norman 1-20-0, Pola 1-(-1)-0. **Ohio State:** Carter 9-172-1, Byars 5-26-0, Taggart 4-30-0, Lanese 3-33-0, Wooldridge 2-27-0, Groza 1-2-0.

1985 CITRUS BOWL

No. 9 Brigham Young.....	7
No. 17 Ohio State	10

SCORING	1	2	3	4	-	F
Brigham Young	0	7	0	0	-	7
Ohio State	0	3	7	0	-	10
Dec. 28, 1985, Citrus Bowl (50,920)						



ORLANDO, Fla. –

Three years later and on the opposite coast, the Buckeyes again defeated Brigham Young. But this time the game was in doubt until the final seconds. Surprisingly, it was the defenses and not the offenses that sparkled.

Ohio State held the high octane Cougars to 349 yards, limiting quarterback Robbie Bosco to 261 yards passing—about half his average. And each time Bosco threatened to bring his team back, the Buckeyes thwarted him with an interception, four in all. All four of those interceptions came in the second half. The first two were by Larry Kolic. Kolic, the Buckeyes' middle guard, picked off his first on the second play of the third quarter and returned it 14 yards for a touchdown and a 10-7 OSU lead. That was the last score by either team. In the fourth quarter, cornerback William White and safety Terry White each had interceptions in the end zone. The latter came with three seconds left.

SECOND QUARTER

OSU - Spangler 47 field goal, 10:32
 BYU - Miles 38 pass from Bosco (Webster kick), 0:52

THIRD QUARTER

OSU - Kolic 14 Interception return (Spangler kick), 13:52

TEAM STATISTICS	BYU	OSU
First downs	19	20
Rushes-yards	22-88	42-133
Passing yards	261	196
Return yards	46	26
Comp.-Att.-Int.	26-50-4	19-36-0
Sacked-yards	2-18	1-7
Punts	7-45.3	8-38.6
Fumbles-lost	3-2	202
Penalties-yards	6-54	10-61
Time of possession	27:50	32:10


INDIVIDUAL STATISTICS

Rushing (att.-yds.-TDs) - BYU: Tuipuloti 9-43-0, Heimuli 2-23-0, Sikahema 5-23-0, Bosco 6-(-1)-0. **Ohio State:** Wooldridge 25-92-0, Workman 5-23-0, Cooper 8-21-0, Byars 2-5-0, Karsatos 2-(-8)-0. **Passing (comp.-att.-int.-yds.-TDs) - BYU:** Bosco 26-50-4-261-1. **Ohio State:** Karsatos 19-35-0-196-0, Smith 0-1-0-0-0. **Receiving (no.-yds.-TDs) - BYU:** Heimuli 10-77-0, Bellini 5-87-0, Miles 3-64-1, Molini 3-22-0, Norberg 2-9-0, Sikahema 2-6-0, Borgia 1-(-4)-0. **Ohio State:** Carter 5-71-0, Cooper 5-48-0, Lanese 4-30-0, Workman 3-31-0, Wooldridge 1-9-0, Taggart 1-7-0.

1987 COTTON BOWL

No. 8 Texas A&M.....	12
No. 11 Ohio State	28

SCORING	1	2	3	4	-	F
Texas A&M	3	3	0	6	-	12
Ohio State	0	7	14	7	-	28
Jan. 1, 1987, Cotton Bowl (74,188)						



DALLAS, Texas –

Ohio State, the first Big Ten team to play in the Cotton Bowl, made a successful debut. The Buckeyes resurrected several defenses from previous years to keep the explosive Aggie offense under control. Ohio State set a Cotton

Bowl record by intercepting five Aggie passes, two of which were returned for touchdowns. Aside from the turnovers and the return yardage, the statistics were fairly even, but Ohio State made the most of big plays. Buckeye quarterback Jim Karsatos passed for 195 yards, with his prime targets being Nate Harris and Cris Carter. Chris Spielman, with 11 tackles and two pass interceptions, was chosen "Top Defensive Player" in the game. Spielman's first interception was a 24-yard return for a touchdown that came at a point in which OSU led 7-6.

FIRST QUARTER

A&M - Slater 30 field goal, 10:45

SECOND QUARTER

OSU - Karsatos 3 run (Frantz kick), 14:19
 A&M - Slater 44 field goal, 9:27

THIRD QUARTER

OSU - Spielman 24 int return (Frantz kick), 13:39
 OSU - Workman 8 run (Frantz kick), 7:16

FOURTH QUARTER

A&M - Vick 2 run (Murray pass failed), 9:10
 OSU - Kee 49 interception return (Frantz kick), 2:49

TEAM STATISTICS	A&M	OSU
First downs	18	16
Rushes-yards	42-160	36-85
Passing yards	136	218
Return yards	26	94
Comp.-Att.-Int.	13-33-5	13-29-3
Sacked-yards	2-14	1-8
Punts	6-42.2	6-35.2
Fumbles-lost	1-0	1-0
Penalties-yards	3-15	11-70
Time of Possession	31:23	28:37

INDIVIDUAL STATISTICS


Rushing (att.-yds.-TDs) - Texas A&M: Vick 24-113-1, Woodside 11-32, Murray 5-12, Valentine 1-5, Bernstine 1-(-2). **Ohio State:** Cooper 13-55, Workman 13-45-1, Bryant 2-3, Karsatos 4-2-1, Tupa 2-(-5), Holland 2-(-15). **Passing (comp.-att.-int.-yds.-TDs) - Texas A&M:** Murray 12-31-5-143, Stump 1-2-0-(-7). **Ohio State:** Karsatos 10-21-2-195, Tupa 3-8-1-23. **Receiving (no.-yds.-TDs) - Texas A&M:** Bernstine 4-59, Walker 3-35, Woodside 3-14, Vick 2-17, Thompson 1-11. **Ohio State:** Harris 6-105, Carter 4-61, Holland 1-37, Cooper 1-10, Ross 1-5.

BOWL HISTORY

1990 HALL OF FAME BOWL

No. 21 Ohio State 14
No. 9 Auburn.....31

SCORING	1	2	3	4	-	F
Ohio State	7	7	0	0	-	14
Auburn	3	7	7	14	-	31
Jan. 1, 1990, Tampa Stadium (52,535)						



TAMPA, Fla. –
Auburn rode the hot arm of Reggie Slack, who accounted for all four Tiger touchdowns. Ohio State took an early 14-3 but the momentum changed just before the half when Slack hit Greg Taylor with an 11-yard scoring pass with

11 seconds left to play. Auburn scored on its first possession after the half as Slack and Taylor teamed up again from 4 yards out. Two fourth quarter TDs by the Tigers put the game out of reach. OSU flanker Jeff Graham was an early star, setting up the Buckeyes' second TD with a 68-yard catch-and-run. Graham finished with five receptions for 103 yards, but didn't play the second half because of injury.

FIRST QUARTER

OSU - Snow 1 run (O'Morrow kick), 6:50
AUB - Lyle 19 field goal, 2:14

SECOND QUARTER

OSU - Stablein 9 pass Frey (O'Morrow kick), 13:36
AUB - Taylor 11 pass from Slack (Lyle kick), 0:11

THIRD QUARTER

AUB - Taylor 4 pass from Slack (Lyle kick), 9:50

FOURTH QUARTER

AUB - Slack 5 run (Lyle kick), 9:22
AUB - Casey 2 pass from Slack (Lyle kick), 7:20

TEAM STATISTICS	AUB	OSU
First downs	21	18
Rushes-yards	45-171	36-66
Passing yards	141	232
Return yards	73	25
Comp.-Att.-Int.	16-23-2	16-31-1
Sacks-yards	4-40	3-26
Punts	5-40.8	7-41.1
Fumbles-lost	1-0	1-0
Penalties-yards	2-15	5-33
Time of Possession	31:47	28:13

INDIVIDUAL STATISTICS

Rushing (att.-yds.-TDs) - Auburn: Danley 20-85-0, Williams 10-46-0, Joseph 7-43-0, Strong 2-7-0, A. Wright 1-4-0, Slack 5-(-14)-1. **Ohio State:** S.Graham 12-53-0, Snow 13-2-1, Lee 2-0-0, Dumas 2-(-1)-0, Frey 8-(-28)-0. **Passing (comp.-att.-int.-yds.-TDs) - Auburn:** Slack 16-22-2-141-3, McIntosh 0-1-0-0-0. **Ohio State:** Frey 16-31-1-232-1. **Receiving (no.-yds.-TDs) - Auburn:** A. Wright 4-59-0, Taylor 4-33-2, Joseph 3-20-0, Casey 2-15-1, Wasden 1-9-0, Danley 1-8-0, Cherry 1-(-3)-0. **Ohio State:** J. Graham 5-103-0, Olive 4-55-0, Snow 3-30-0, Palmer 1-25-0, Stablein 1-9-1, Lee 1-5-0, S. Graham 1-5-0.

1990 LIBERTY BOWL

No. 24 Ohio State 11
Air Force.....23

SCORING	1	2	3	4	-	F
Ohio State	5	0	0	6	-	11
Air Force	0	6	7	10	-	23
Dec. 27, 1990, Liberty Bowl (39,262)						



MEMPHIS, Tenn. –
The Buckeyes jumped to a 5-0 lead on a safety and field goal, but the Falcons scored touchdowns in the second and third quarters to build a 13-5 lead. After OSU cut the margin to 13-11 early in the fourth quarter on Robert Smith's brilliant 29-yard run, Air

Force sealed the win with a field goal and TD on an interception return. The Buckeyes gained just 214 total yards, including 80 on the ground. The Air Force wishbone attack gained 254 rushing yards.

FIRST QUARTER

OSU - Team safety (bad punt snap recovered in end zone), 12:57
OSU - Williams 28 field goal, 6:01

SECOND QUARTER

AF - Perez 1 run (Perez run failed), 3:47

THIRD QUARTER

AF - Perez 1 run (Wood kick), 8:08

FOURTH QUARTER

OSU - Smith 29 run (Graham pass failed), 13:21
AF - Wood 47 field goal, 2:47
AF - McDonald 40 interception return (Wood kick), 2:31

TEAM STATISTICS	AF	OSU
First downs	16	14
Rushes-yards	61-254	30-80
Passing yards	11	134
Return yards	46	41
Comp.-Att.-Int.	1-3-1	12-31-2
Sacks-yards	2-23	0-0
Punts	3-33.0	5-29.0
Fumbles-lost	3-2	1-0
Penalties-yards	6-60	6-42
Time of Possession	33:23	26:37


INDIVIDUAL STATISTICS

Rushing (att.-yds.-TDs) - Air Force: Perez 26-93-2, Lewis 12-74-0, Jones 9-38-0, Onuoha 2-34-0, Howard, 5-19-0, Durhum 2-8-0, Zdroik 2-7-0, Crandall 1-15-0, Baker 1-(-1)-0. **Ohio State:** R. Smith 13-62-1, By'not'e 5-19-0, Harris 4-11-0, S. Graham 3-7-0, Frey 3-(-22)-0, Lee 1-12-0, J. Graham 1-(-9)-0. **Passing (comp.-att.-int.-yds.-TDs) - Air Force:** Perez 1-3-1-11-0. **Ohio State:** Frey 10-27-3-110-0, K. Graham 2-4-0-24-0. **Receiving (no.-yds.-TDs) - Air Force:** Mott 1-11-0. **Ohio State:** Olive 4-63-0, Stablein 3-32-0, R. Smith 2-19-0, Lockovitch 1-7-0, Ellis 1-7-0, J. Graham 1-3-0, S. Graham 1-3-0.

1992 HALL OF FAME BOWL

No. 25 Ohio State 17
No. 16 Syracuse 24

SCORING	1	2	3	4	-	F
Ohio State	0	3	7	7	-	17
Syracuse	14	0	3	7	-	24
Jan. 1, 1992, Tampa Stadium (57,789)						



TAMPA, Fla. –
The Buckeyes made their second trip in three years to the Hall of Fame Bowl. Marvin Graves gave the Orangemen a 14-0 first quarter lead, throwing a 50-yard scoring pass on their first possession and later running 3 yards to paydirt as the quarter

expired. OSU battled back to tie the score at 17 when All-America linebacker Steve Tovar blocked a punt that was recovered in the end zone by Tito Paul. Less than a minute later, Graves connected with wide receiver Antonio Johnson on a 60-yard bomb to bury Ohio State. Ohio State had two more possessions after Graves' game winner, but did not mount a serious threat either time.

FIRST QUARTER

SU - Hill 50 pass from Graves (Biskup kick), 12:05
SU - Graves 3 run (Biskup kick), 0:00

SECOND QUARTER

OSU - Williams 34 field goal, 1:26

THIRD QUARTER

SU - Biskup 32 field goal, 6:35
OSU - Snow 2 run (Williams kick), 1:36

FOURTH QUARTER

OSU - Paul recovered block punt in endzone (Williams kick), 8:03
SU - A. Johnson 60 pass from Graves (Biskup kick), 7:05

TEAM STATISTICS	SU	OSU
First downs	16	17
Rushes-yards	35-99	37-93
Passing yards	309	174
Return yards	13	23
Comp.-Att.-Int.	18-31-1	14-33-0
Sacks-yards	4-28	1-9
Punts	7-40.0	7-40.9
Fumbles-lost	3-0	0-0
Penalties-yards	9-49	5-45
Time of Possession	32:01	27:59

INDIVIDUAL STATISTICS

Rushing (att.-yds.-TDs) - Syracuse: Walker 14-62-0, Ferrell 1-24-0, Wooten 4-15-0, Richardson 3-8-0, Lee 1-3-0, Womack 1-2-0, Graves 10-(-4)-1, Ismail 1-(-9)-0. **OSU:** Snow 10-56-1, Harris 7-28-0, By'Not'e 5-17-0, Cothran 3-16-0, Graham 2-4-0, Galloway 1-2-0, Herbstreit 8-(-30)-0. **Passing (comp.-att.-int.-yds.-TDs) - Syracuse:** Graves 18-31-1-309-2. **OSU:** Herbstreit 14-32-0-174-0, Edwards 0-1-0-0-0. **Receiving (no.-yds.-TDs) - Syracuse:** Johnson 4-85-1, Hill 3-62-1, Ismail 1-57-0, Ferrell 2-34-0, Barker 1-2-0, Gedney 2-18-0, Wooten 1-11-0, Richardson 1-7-0. **OSU:** Galloway 6-88-0, Saunders 1-28-0, Stablein 1-18-0, Edwards 2-17-0, Cothran 2-14-0, Snow 2-9-0.


BOWL HISTORY

1993 FLORIDA CITRUS BOWL

No. 15 Ohio State14
 No. 8 Georgia.....21

SCORING	1	2	3	4	-	F
Ohio State	0	7	7	0	-	14
Georgia	7	0	7	7	-	21

Jan. 1, 1993, Citrus Bowl (65,861)



ORLANDO, Fla. –
 Ohio State and Georgia, two of college football’s most storied teams, were paired against one another for the first time in the Florida Citrus Bowl. The teams qualified for the trip to Orlando by virtue of second-place finishes in

their respective conferences. The two teams battled back-and-forth early and were tied at 14 at the end of the third quarter. Midway through the final quarter the Buckeyes drove deep into Georgia territory and appeared ready to take the lead. But a fumbled handoff, that Georgia recovered at its own 16-yard line, thwarted the OSU drive. Given new life, the Bulldogs marched 84 yards in 11 plays, scoring the winning touchdown with 4:32 to play. All-America tailback Garrison Hearst had an All-America day for Georgia, rushing for 163 yards and two touchdowns on 28 carries. But it was the passing of QB Eric Zeier, who threw for 241 yards, that kept the Buckeyes off balance.

FIRST QUARTER

GA - Hearst 1 run (Peterson kick), 6:48

SECOND QUARTER

OSU - Smith 1 run (Williams kick), 1:17

THIRD QUARTER

GA - Hearst 5 run (Peterson kick), 13:27

OSU - Smith 5 run (Williams kick), 3:31

FOURTH QUARTER

GA - Harvey 1 run (Peterson kick), 4:32

TEAM STATISTICS

	GA	OSU
First Downs	26	18
Rushes-yards	49-202	47-179
Passing yards	242	110
Return yards	6	29
Comp.-Att.-Int.	21-31-0	8-24-1
Sacks-yards	3-22	3-17
Fumbles-lost	2-2	1-1
Penalties-yards	3-30	5-35
Time of Possession	31:01	28:59

INDIVIDUAL STATISTICS

Rushing (att.-yds.-TDs) - Georgia: Hearst 28-163-2, Davis 7-42-0, Strong 5-14-0, Harvey 3-10-1, Zeier 6-(-27)-0. **Ohio State:** Smith 25-112-2, Harris 7-38-0, By’Not’e 4-17-0, Cothran 3-11-0, Herbstreit 8-(-21)-0.

Passing (comp.-att.-int.-yds.-TDs) - Georgia: Zeier 21-31-0-242-0. **Ohio State:** Herbstreit 8-24-1-110-0.

Receiving (no.-yds.-TDs) - Georgia: Hastings 8-113-0, Strong 3-20-0, Mitchell 2-39-0, Bohannon 2-29-0, Graham 2-15-0, Etheridge 1-10-0, Harvey 2-105-0, Hearst 1-(-2)-0. **Ohio State:** Smith 2-49-0, Stablein 2-31-0, Saunders 2-16-0, Beatty 1-8-0, Cothran 1-6-0.

1993 HOLIDAY BOWL

Brigham Young.....21
 No. 11 Ohio State.....28

SCORING	1	2	3	4	-	F
Brigham Young	7	14	0	0	-	21
Ohio State	14	7	7	0	-	28

Dec. 30, 1993, Jack Murphy Stadium (52,108)



SAN DIEGO, Calif. –
 Early on, the 9-1-1 Buckeyes appeared to be too much for the 6-5 Cougars, jumping off to a 21-7 lead with 14:55 to play in the second quarter. But BYU, healthy for the first time all year, roared back with two TDs and the teams were tied

at intermission. Ohio State regained the lead with 4:11 to play in the third when tailback Raymond Harris scored his third TD of the evening. The Cougars drove deep into OSU territory three times in the fourth quarter with each drive ending on incompletions. While BYU did most of its damage through the air, the Buckeyes relied on the brilliant running of Harris, who set a Holiday Bowl record with 235 yards on 39 carries. Harris, a 6-2, 225-pound senior, was named Player of the Game, while linebacker Lorenzo Styles, who had eight tackles, including four for losses, was the defensive MVP.

FIRST QUARTER

OSU - Patillo 20 punt return (Williams kick), 11:04

BYU - Willis 27 pass from Walsh (Herrick kick), 8:49

OSU - Harris 2 run (Williams kick), 5:30

SECOND QUARTER

OSU - Harris 2 run (Williams kick), 14:55

BYU - Lewis 8 pass from Walsh (Herrick kick), 7:29

BYU - Doman 27 pass from Walsh (Herrick kick), 3:25

THIRD QUARTER

OSU - Harris 1 run (Williams kick), 4:11

TEAM STATISTICS

	BYU	OSU
First downs	24	21
Rushes-yards	26-50	56-330
Passing yards	389	61
Return yards	163	44
Comp.-Att.-Int.	25-44-1	6-13-0
Sacks-yards	1-4	3-25
Punts	2-20.5	6-36.3
Fumbles-lost	0-0	1-0
Penalties-yards	5-25	7-45
Time of possession	27:37	32:23

INDIVIDUAL STATISTICS

Rushing (att.-yds.-TDs) - BYU: Hall 11-42-0, Heimuli 6-21-0, Willis 5-16-0, Anderson 1-(-4)-0, Walsh 3-(-25)-0. **Ohio State:** Harris 39-235-3, By’Not’e 9-61-0, Galloway 2-22-0, Cothran 3-11-0, Hoyer 2-5-0, Powers 1-(-4)-0.

Passing (comp.-att.-int.-yds.-TDs) - BYU: Walsh 25-44-1-389-3. **Ohio State:** Hoyer 5-11-0-55-0, Powers 1-2-0-6-0.


Receiving (no.-yds.-TDs) - BYU: Anderson 4-52-0, Lewis 4-41-1, Doman 3-82-1, Drage 3-68-0, Heimuli 3-21-0, Willis 2-72-1, Matsuzaki 2-18-0, Christensen 2-20-0, Nowatzke 1-8-0, Saluone 1-7-0. **Ohio State:** Galloway 2-19-0, Tillman 1-17-0, Cothran 1-10-0, Saunders 1-9-0, Sanders 1-6-0.

1995 FLORIDA CITRUS BOWL

No. 13 Ohio State17
 No. 6 Alabama24

SCORING	1	2	3	4	-	F
Ohio State	0	14	0	3	-	17
Alabama	0	14	0	10	-	24

Jan. 2, 1995, Florida Citrus Bowl (71,195)



ORLANDO, Fla. –
 A 50-yard scoring pass from Jay Barker to Sherman Williams with 42 seconds left broke a 17-all tie and lifted Alabama to a seven-point victory over Ohio State in the CompUSA Florida Citrus Bowl. Although the Crimson Tide dominated

statistically, the game went back and forth all day. Alabama had a 521-276 lead in total yards and a 28-15 advantage in first downs, but OSU helped itself with three fumble recoveries, a blocked punt, a blocked field goal attempt and 12 tackles-for-loss.

SECOND QUARTER

ALA - Lynch 9 run (Proctor kick), 12:39

OSU - Galloway 69 pass from Hoyer(Jackson kick), 12:26

OSU - Galloway 11 pass from Hoyer(Jackson kick), 7:50

ALA - Williams 7 run (Proctor kick), 3:56

THIRD QUARTER

OSU - Jackson 34 field goal, 8:41

ALA - Proctor 27 field goal, 4:29

ALA - Williams 50 pass from Barker (Proctor kick), 0:42

TEAM STATISTICS

	ALA	OSU
First downs	28	15
Rushes-yards	51-204	32-96
Passing yards	317	180
Return yards	7	19
Comp.-Att.-Int.	18-37-0	11-27-1
Sacks-yards	5-55	2-6
Punts	4-26.5	7-36.1
Fumbles-lost	3-3	4-1
Penalties-yards	4-45	6-43
Time of Possession	32:38	27:22

INDIVIDUAL STATISTICS

Rushing (att.-yds.-TDs) - Alabama: Williams 27-164-1, Lynch 13-35-1, Riddle 7-7-0, Key 1-(-2)-0, Barker 3-(-2)-0. **Ohio State:** George 15-89-0, Sualua 6-44-0, Hoyer 11-(-37)-0. **Passing (comp.-att.-int.-yds.-TDs) - Alabama:** Barker 18-37-0-317-1. **Ohio State:** Hoyer 11-27-1-180-2. **Receiving (no.-yds.-TDs) - Alabama:** Williams 8-155-1, Brown 4-63-0, Malone 3-70-0, West 1-20-0, Lynch 1-7-0, Johnson 1-2-0. **Ohio State:** Galloway 8-146-2, Dudley 2-26-0, Pearson 1-8-0.


BOWL HISTORY

1996 FLORIDA CITRUS BOWL

No. 4 Ohio State.....	14
No. 4 Tennessee	20

SCORING	1	2	3	4	-	F
Ohio State	7	0	0	7	-	14
Tennessee	0	7	7	6	-	20

Jan. 1, 1996, Florida Citrus Bowl (70,797)



ORLANDO, Fla. –

The first meeting between Ohio State and Tennessee kept the 11-2 Buckeyes from becoming the first team in school history to win 12 games in a season. Playing in a driving rainstorm, OSU jumped off to a 7-0 lead in the first quarter on a 2-yard

dive by Eddie George. Jay Graham's 69-yard scoring run with 23 seconds left in the half tied the score and gave UT momentum heading into the break. The Vols took a 14-7 lead on their first possession of the second half on a 47-yard pass from Peyton Manning to Joey Kent. OSU battled back to tie the score at 14 on a 32-yard pass from Bobby Hoying to Rickey Dudley with 14:40 to play in the fourth. But Tennessee marched 59 yards in 13 plays on its next possession to take a 17-14 lead on a 29-yard field goal by Jeff Hall. Hall added another three pointer with 2:06 to play that ended the scoring.

FIRST QUARTER

OSU - George 2 run (Jackson kick), 2:07

SECOND QUARTER

TENN - Graham 69 run (Hall kick), 0:23

THIRD QUARTER

TENN - Kent 47 pass from Manning (Hall kick), 13:22

FOURTH QUARTER

OSU - Dudley 32 pass from Hoying (Jackson kick), 14:40

TENN - Hall 29 field goal, 9:24

TENN - Hall 25 field goal, 2:06

TEAM STATISTICS	TENN	OSU
First downs	15	17
Rushes-yards	32-145	36-89
Passing yards	182	246
Return yards	79	75
Comp.-Att.-Int.	20-35-0	19-38-1
Sacks-yards	2-12	3-15
Fumbles-lost	1-1	5-3
Penalties-yards	8-43	6-57
Time of Possession	30:39	29:21

INDIVIDUAL STATISTICS

Rushing (att.-yds.-TDs) - Tennessee: Graham

26-154-1, Ford 1-4-0, Manning 5-(-13)-0. **Ohio State:** George 25-101-1, Suala 2-3-0, Pearson 1-1-0, Glenn 1-(-4)-0, Hoying 7-(-12)-0. **Passing (comp.-att.-int.-yds.-TDs) - Tennessee:** Manning 20-35-0-182-1. **Ohio State:** Hoying 19-38-1-246-1. **Receiving (no.-yds.-TDs) - Tennessee:** Kent 7-109-1, Kyle 4-16-0, Nash 3-44-0, Price 2-4-0, Graham 2-0-0, Pfeiffer 1-7-0, Lane 1-2-0. **Ohio State:** Glenn 7-95-0, Dudley 5-106-1, George 3-18-0, Stanley 1-14-0, Tillman 1-7-0, Houser 1-5-0, Sualua 1-1-0.

1997 ROSE BOWL

No. 2 Arizona State.....	17
No. 4 Ohio State.....	20

SCORING	1	2	3	4	-	F
Arizona State	0	7	3	7	-	17
Ohio State	7	0	7	6	-	20

Jan. 1, 1997, Rose Bowl (100,635)



PASADENA, Calif. –

A come-from-behind win over previously unbeaten Arizona State propelled the Buckeyes to an 11-1 record and the No. 2 spot in both polls. Joe Germaine came off the bench to lead the Buckeyes to the victory and was named Most Outstanding Player. OSU

took a 7-0 lead in the first quarter on a 9-yard pass from Stanley Jackson to David Boston. ASU scored early in the second period on a 25-yard pass from Jake Plummer to Ricky Boyer. ASU jumped out to a 10-7 lead on their first possession of the second half on a 37-yard field goal. The Buckeyes recaptured the lead moments later when Germaine and Dimitrious Stanley hooked up on a 72-yard pass. Plummer, on a third-and-11, somehow snaked his way into the end zone to give ASU a 17-14 lead with 1:40 to play. Germaine's responded by calmly marching the Buckeyes 65 yards in 12 plays, hitting Boston from 5 yards out with the game winner.

FIRST QUARTER

OSU - Boston 9 pass from S. Jackson (J. Jackson kick), 5:04

SECOND QUARTER

ASU - Boyer 25 pass from Plummer (Nycz kick), 10:04

THIRD QUARTER

ASU - Nycz 37 field goal, 9:12

OSU - Stanley 72 pass from Germaine (J. Jackson kick), 8:23

FOURTH QUARTER

ASU - Plummer 11 run (Nycz kick), 1:40

OSU - Boston 5 pass from Germaine (J. Jackson kick failed), 0:19

TEAM STATISTICS	ASU	OSU
First Downs	18	18
Rushes-yards	41-75	30-133
Passing yards	201	190
Return yards	23	33
Comp.-Att.-Int.	19-35-1	15-31-0
Sacks-yards	5-36	6-33
Penalties-yards	9-85	10-75
Time of Possession	33:17	26:43

INDIVIDUAL STATISTICS


Rushing (att.-yds.-TDs) - ASU: Battle 18-34-0, Redmond 8-26-0, Paulk 3-7-0, Poole 1-13-0, Plummer 11-(-5)-1. **OSU:** Pearson 13-114-0, Wiley 7-32-0, S. Jackson 5-6-0, Keller 2-4-0, Germaine 3-(-20)-0. **Passing (comp.-att.-int.-yds.-TDs) - ASU:** Plummer 19-35-1-201-1. **OSU:** Germaine 9-17-0-131-2, S. Jackson 6-14-0-59-1. **Receiving (no.-yds.-TDs) - ASU:** L. Jackson 5-71-0, Battle 5-30-0, Bush 3-41-0, Boyer 3-39-1, Poole 1-10-0, Kendall 1-7-0, Paulk 1-3-0. **OSU:** Stanley 5-124-1, Boston 4-20-2, Keller 3-24-0, D. Miller 2-18-0, Pearson 1-4-0.

1998 SUGAR BOWL

No. 9 Ohio State	14
No. 4 Florida State.....	31

SCORING	1	2	3	4	-	F
Ohio State	3	0	5	6	-	14
Florida State	7	14	0	10	-	31

Jan. 1, 1998, Louisiana Superdome (67,289)



NEW ORLEANS, La. –

The Buckeyes made their fourth-consecutive trip to a New Year's Day bowl game, but their party was spoiled by a 31-14 loss to Florida State. FSU jumped out to a 21-3 halftime lead on three consecutive touchdowns. The Seminoles got two

rushing touchdowns within four minutes of halftime to pull away. The Buckeyes finished the game with 118 yards on the ground and 207 total yards. Pepe Pearson led Ohio State with 60 yards rushing and Joe Germaine threw for 173 yards. Thad Busby threw for 334 yards to lead the FSU attack.

FIRST QUARTER

OSU - Stultz 40 field goal, 1:56

FSU - Green 27 pass from Busby (Janikowski kick), 0:00

SECOND QUARTER

FSU - Busby 9 run (Janikowski kick), 3:25

FSU - McCray 1 run (Janikowski kick), 0:10

THIRD QUARTER

OSU - Stultz 34 field goal, 7:29

OSU - Safety (Busby sacked in end zone), 1:33

FOURTH QUARTER

FSU - Janikowski 35 field goal, 14:56

OSU - Lumpkin 50 pass from Germaine (Stultz kick), 8:57

FSU - McCray 1 run (Janikowski kick), 0:47

TEAM STATISTICS	FSU	OSU
First downs	18	21
Rushes-yards	27-60	44-118
Passing yards	334	207
Return yards	121	54
Comp.-Att.-Int.	22-33-2	16-36-3
Sacks-yards	6-40	4-26
Fumbles-lost	0-0	1-0
Penalties-yards	9-74	10-70
Time of Possession	24:56	35:04

INDIVIDUAL STATISTICS

Rushing (att.-yds.-TDs) - Florida State: Minor 12-53-0, Feaster 2-10-0, Glenn 2-5-0, McCray 2-2-2, Coles 2-1-0, Busby 7-(-11)-1. **Ohio State:** Pearson 22-60-0, Rudzinski 1-24-0, Keller 6-20-0, Jackson 9-19-0, Wiley 3-9-0, Germaine 3-(-14)-0. **Passing (comp.-att.-int.-yds.-TDs) - Florida State:** Busby 22-33-2-334-1. **Ohio State:** Germaine 10-26-2-173-1, Jackson 6-10-1-34-0. **Receiving (no.-yds.-TDs) - Florida State:** Minor 9-55-0, Green 7-176-1, Warrick 3-82-0, Coles 3-21-0. **Ohio State:** Miller 6-79-0, Boston 3-40-0, Lumpkin 2-61-1, Pearson 2-27-0, Keller 2-(-3)-0. Rambo 1-3-0.


BOWL HISTORY

1999 SUGAR BOWL

No. 8 Texas A&M.....	14
No. 3 Ohio State.....	24

SCORING	1	2	3	4	-	F
Texas A&M	7	0	7	0	-	14
Ohio State	21	3	0	0	-	24

Jan. 1, 1999, Louisiana Superdome (76,502)



NEW ORLEANS, La. – Ohio State capped off an 11-1 season with a convincing win over Texas A&M. The Buckeyes took control early, jumping to a 21-7 first-quarter lead. The Aggies scored on their first possession, driving 59 yards with Dante Hall going in from 9 yards

out. Joe Germaine then engineered an eight-play, 71-yard scoring drive. Following a defensive stop, the Buckeyes marched down the field again, using six plays to go 71 yards with Joe Montgomery's 10-yard touchdown run for a 14-7 lead. Another defensive stop followed by a huge special teams play gave OSU a 21-7 advantage with just 1:59 to go in the first quarter. After Derek Ross streaked in to literally "take" the football off A&M punter Shane Leckler's foot, Kevin Griffin picked up the loose ball and went untouched into the end zone.

FIRST QUARTER

A&M - Hall 9 run (Bynum kick), 10:53
OSU - Germany 18 pass from Germaine (Stultz kick), 8:34
OSU - Montgomery 10 run (Stultz kick), 4:10
OSU - Griffin 16 blocked punt return (Stultz kick), 1:59

SECOND QUARTER

OSU - Stultz 31 field goal, 00:16

THIRD QUARTER

A&M - Hodge 7 pass from Stewart (Bynum kick), 5:24

TEAM STATISTICS

	OSU	A&M
First downs	25	17
Rushes-yards	42-210	27-96
Passing yards	222	187
Return yards	3-55	5-71
Comp.-Att.-Int.	21-38-0	22-39-0
Sacks-yards lost	3-17	5-27
Punts	6-230	10-398
Fumbles-lost	3-0	1-1
Penalties-yards	6-61	6-43
Time of possession	31:42	28:18

INDIVIDUAL STATISTICS

Rushing (att.-yds.-TDs) - Texas A&M: Toombs 10-62-0, Hall 11-53-1, Parker 1-6-0, Stewart 5-(-21)-0.
Ohio State: Montgomery 9-96-1, Wiley 16-88-0, Wells 7-30-0, Keller 4-15-0, Germaine 6-(-19)-0. **Passing (comp.-att.-int.-yds.-TDs) - Texas A&M:** Stewart 22-39-0 187-1. **Ohio State:** Germaine 21-38-0-222-1.
Receiving (no.-yds.-TDs) - Texas A&M: Taylor 5-52-0, Spiller 5-43-0, Parker 3-9-0, Toombs 2-19-0, Hodge 2-15-1, Hall 2-3-0, Campbell 1-20-0, Oliver 1-20-0, Bumgardner 1-6-0. **Ohio State:** Boston 11-105-0, Wiley 5-40-0, German 2-34-1, Miller 1-28-0, Lumpkin 1-8-0, Keller 1-7-0.

2001 OUTBACK BOWL

South Carolina	24
No. 18 Ohio State	7

SCORING	1	2	3	4	-	F
South Carolina	0	3	7	14	-	24
Ohio State	0	0	7	0	-	7

Jan. 1, 2001, Raymond James Stadium (65,229)



TAMPA, Fla. – In the first meeting between South Carolina and Ohio State, the Gamecocks upset the favored Buckeyes 24-7. The win gave South Carolina Coach Lou Holtz his first victory over the Buckeyes in five tries (0-2 at Minnesota and

0-2 at Notre Dame). Ryan Brewer, a native of Troy, Ohio, accounted for 214 all-purpose yards and three touchdowns. Both offenses struggled early and South Carolina led 3-0 at the half. The Buckeyes had a chance to tie it as time expired, but Dan Stultz' 47-yard field goal attempt was wide to the right. The two teams traded touchdowns in the third quarter. Brewer scored from 7 yards out for the Gamecocks and offensive guard Mike Gurr recovered a Jonathan Wells fumble in the end zone for the Buckeyes. But it was all South Carolina in the fourth quarter as Brewer (the game's MVP) scored first on a nifty 28-yard screen pass and later on a 2-yard run.

SECOND QUARTER

USC - Corse 23 field goal, 12:42

THIRD QUARTER

USC - Brewer 7 run (Corse kick), 10:53
OSU - Gurr 0 fumble recovery (Stultz kick), 3:51

FOURTH QUARTER

USC - Brewer 28 pass from Petty (Corse kick), 14:17
USC - Brewer 2 run (Corse kick), 6:11

TEAM STATISTICS

	OSU	USC
First downs	18	16
Rushes-yards	51-218	33-85
Passing yards	175	173
Return yards	51	143
Comp.-Att.-Int.	9-19-1	16-28-2
Sacks by-yards lost	4-23	1-9
Punts	4-46.8	6-37.5
Fumbles-lost	1-0	3-1
Penalties-yards	7-50	9-65
Time of possession	33:33	26:27

INDIVIDUAL STATISTICS

Rushing (att.-yds.-TDs) - South Carolina: Brewer 19-109-2, Pinnock 11-33-0, Smith 7-33-0, Petty 7-23-0, Alexander 5-11-0, Scott 1-7-0, Spikes 1-2-0. **Ohio State:** Wells 14-52-0, Combs 8-25-0, Rambo 1-7-0, Bellisari 10-1-0, Gurr 0-0-0. **Passing (comp.-att.-int.-yds.-TDs) - South Carolina:** Petty 19-9-1-175-1. **Ohio State:** Bellisari 25-14-1-157-0, Krenzel 3-2-1-16-0
Receiving (no.-yds.-TDs) - South Carolina: Brewer 3-92-1, Kelly 3-43-0, Scott 3-40-0. **Ohio State:** Sanders 5-47-0, Rambo 2-65-0, Westbrook 2-22-0, Combs 2-6-0, Wells 2-4-0, Provitt 1-17-0, Cheatwood 1-7-0, Bryant 1-5-0.

2002 OUTBACK BOWL

Ohio State	28
South Carolina	31

SCORING	1	2	3	4	-	F
Ohio State	0	0	7	21	-	28
South Carolina	0	14	14	3	-	31

Jan. 1, 2002, Raymond James Stadium (66,249)



TAMPA, Fla. – With the score tied and virtually no time left, Daniel Weaver kicked a 42-yard field goal as the clock expired to propel South Carolina to victory. The kick barely made it over the crossbar and spoiled a valiant comeback effort by the

Buckeyes. Quarterback Steve Bellisari engineered the comeback, completing 21 of 35 passes for 320 yards and two touchdowns. Phil Petty, the game's MVP, threw for 227 yards and two touchdowns, and Andrew Pinnock scored twice for South Carolina. Bellisari ran for a 2-yard score to close the third quarter, then hit Darrell Sanders with a 16-yard TD pass with 10:18 to go that cut the lead in half. Jonathan Wells' 1-yard run made it 28-21 with 5:02 to go. Ohio State got the ball back on its 11 with 3:56 to play. He went 6-of-6 for 86 yards, tying the game on Sanders' 9-yard catch.

SECOND QUARTER

USC - Pinnock 1 run (Weaver kick) 12:37
USC - Scott 7 pass from Petty (Weaver kick) 6:54

THIRD QUARTER

USC - Gause 50 pass from Petty (kick failed) 12:56
USC - Pinnock 10 run (Watson pass from Petty) 5:38
OSU - Bellisari 2 run (Nugent kick) 0:00

FOURTH QUARTER

OSU - Sanders 16 pass from Bellisari (Nugent kick) 10:18
OSU - Wells 1 run (Nugent kick) 5:02
OSU - Sanders 9 pass from Bellisari (Nugent kick) 1:54
USC - Weaver 42 field goal 0:00

TEAM STATISTICS

	OSU	USC
First downs	17	21
Rushes-yards	36-120	35-64
Passing yards	227	324
Return yards	82	121
Comp.-Att.-Int.	19-37-1	22-37-1
Sacks by-yards lost	3-24	3-21
Fumbles-lost	2-1	2-2
Penalties-yards	8-43	6-40
Time of possession	31:23	28:37

INDIVIDUAL STATISTICS

Rushing (att.-yds.-TD) - USC: Brewer 5-61-0, Pinnock 12-49-2, Watson 11-27-0, Jenkins 1-2-0, D. Pinkins 1-0-0, Petty 6-(-19)-0. **OSU:** Wells 19-37-1, Ross 1-13-0, Bellisari 11-10-1, Krenzel 4-4-0.
Passing (comp.-att.-int.-yds.-TD) - OSU: Bellisari 21-35-1-320-0, Krenzel 1-2-0-4-0. **USC:** Petty 19-37-1-227-2. **Receiving (no.-yds.-TD) - OSU:** Sanders 5-56-0, Martin 1-19-0, Hartsock 1-4-0, Jenkins 8-152-0, Gamble 2-32-0, Vance 5-61-0. **USC:** Scott 7-83-1, Watson 4-37-0, Gause 3-72-1, Brewer 2-17-0, Pinnock 2-10-0, Thomas 1-8-0.

BOWL HISTORY

2003 FIESTA BOWL

No. 2 Ohio State31
No. 1 Miami (Fla.).....24

(2OT)

SCORING	1	2	3	4	OT	OT	F
Ohio State	0	14	3	0	7	7	31
Miami	7	0	7	3	7	0	24

Jan. 3, 2003, Sun Devil Stadium (77,502)



TEMPE, Ariz. -

Ohio State worked two overtimes to rip the national championship from Miami. Maurice Clarett ran 5 yards for the winning score, and the OSU defense turned back one final Miami bid to tie. The Buckeyes completed an unbeaten run to their

first title in 34 years. Down 24-17 in the first OT, OSU converted a 4th-and-14 on a pass by Craig Krenzel. The Buckeyes then faced a 4th-and-3 at the 5 when Krenzel threw to the right corner of the end zone for Chris Gamble. A flag was thrown for pass interference and three plays later Krenzel scored from the 1. The Buckeyes took a 14-7 halftime lead, turning two turnovers into touchdowns and extended the margin to 10 on a 44-yard field goal. The Hurricanes closed to 17-14 on Willis McGahee's 9-yard run to set the stage for Todd Sievers' 40-yard kick at the end of regulation.

FIRST QUARTER

MIA - Parrish 25 pass from Dorsey (Sievers), 4:09

SECOND QUARTER

OSU - Krenzel 1 run (Nugent), 2:28

OSU - Claret 7 run (Nugent), 1:10

THIRD QUARTER

OSU - FG Nugent 44, 8:33,

MIA - McGahee 9 run (Sievers), 2:11

FOURTH QUARTER

MIA - FG Sievers 40, 0:00

OVERTIME

MIA - Winslow 7 pass from Dorsey (Sievers)

OSU - Krenzel 1 run (Nugent)

OSU - Claret 5 run (Nugent)

TEAM STATISTICS

	OSU	UM
First Downs	14	19
Rushes-yards	52-145	33-65
Passing yards	122	304
Comp.-Att.-Int.	7-21-2	29-44-2
Sacks by-yards lost	4-18	1-4
Fumbles-lost	0-0	3-3
Penalties-yards	9-49	6-30
Time of Possession	46:27	28:33

INDIVIDUAL STATISTICS

Rushing (att-yds-TD) - OSU: Krenzel 19-81-2, Claret 23-47-2, Ross 9-17-0, Groom 1-0-0. **MIA:** McGahee 20-67-1, Payton 8-17-0, Hill 1-0-0, Dorsey 4-(19)-0.

Passing (comp-att-int-yds-TD) - OSU: Krenzel 7-21-2-122-0. **MIA:** Dorsey 28-43-2-296-2, Crudup 1-1-0-8-0.


Receiving (no-yds-TD) - OSU: Jenkins 4-45-0, Gamble 2-69-0, Vance 1-8-0. **MIA:** Winslow 11-122-1, Parrish 5-70-1, Johnson 4-54-0, Sands 3-34-0, McGahee 3-5-0, Hill 1-8-0, Payton 1-7-0, Geathers 1-4-0.

2004 FIESTA BOWL

No. 7 Ohio State.....35
No. 8 Kansas State28

SCORING	1	2	3	4	-	F
Ohio State	14	7	14	0	-	35
Kansas State	0	7	7	14	-	28

Jan. 2, 2004, Sun Devil Stadium (73,425)



TEMPE, Ariz. -

Craig Krenzel improved to 24-3 as a starter as the Buckeyes claimed a 35-28 victory over Kansas State. Krenzel overcame two first quarter interceptions to complete 11-of-24 passes for 189 yards and four touchdowns. OSU stormed out to a 21-0

lead in the second quarter, scoring first on special teams before Krenzel hit Holmes and Jenkins to pad the lead, which slipped to 21-7 at the half. The Wildcats pulled within seven, but Krenzel and Jenkins teamed up to again to reclaim a two-touchdown lead. Holmes then caught his second TD to make the score 35-14. Kansas State added two more scores. Jenkins finished with five receptions for 96 yards. Kansas State out-gained Ohio State 378-337 in total yards, but the Buckeye defense held the Wildcats to 84 yards rushing. Defensively, Robert Reynolds and Defensive MVP A.J. Hawk, each had 10 tackles.

FIRST QUARTER

OSU - Hollins Blocked Punt Return (Nugent), 6:41

OSU - Holmes 6 pass from Krenzel (Nugent), 2:49

SECOND QUARTER

OSU - Jenkins 17 pass from Krenzel (Nugent), 6:49

KSU - Sproles 6 run (Rheem), 3:01

THIRD QUARTER

KSU - Roberson 14 run (Rheem), 8:59

OSU - Jenkins 8 pass from Krenzel (Nugent), 4:53

OSU - Holmes 31 pass from Krenzel (Nugent), 00:37

FOURTH QUARTER

KSU - Saba 3 run (Rheem), 13:25

KSU - Roberson 1 run (Rheem), 2:47

TEAM STATISTICS

	OSU	KSU
First Downs	15	25
Rushes-yards	40-148	32-84
Passing yards	189	294
Punt returns-yards	5-48	4-10
Kickoff returns-yards	3-60	5-79
Comp.-Att.-Int.	11-24-2	20-52-1
Sacks by-yards lost	2-17	0-0
Fumbles-lost	0-0	0-0
Penalties-yards	9-63	8-51
Time of Possession	31:28	28:32

INDIVIDUAL STATISTICS

Rushing (att-yds-TD) - OSU: Ross 20-82-0, Joe 11-46-0, Krenzel 8-21-0, Holmes 1-(1)-0. **KSU:** Sproles 13-38-1, Roberson 16-32-2, Moriera 1-13-0, Saba 2-1-0. **Passing (comp-att-int-yds-TD) - OSU:** Krenzel 11-24-2-189-4. **Kansas State:** Roberson 20-51-1-294-0. **Receiving (no-yds-TD) - OSU:** Jenkins 5-96-2, Childress 2-44-0, Holmes 2-37-2, Ross 2-12-0. **KSU:** Dennis 7-113-0, Terry 4-58-0, Moriera 3-59-0, Sproles 3-5-0, Polite 1-31-0, Hill 1-17-0, Casey 1-11-0.

2004 ALAMO BOWL

Oklahoma State 7
No. 24 Ohio State33

SCORING	1	2	3	4	-	F
Oklahoma State	0	0	0	7	-	7
Ohio State	13	10	7	3	-	33

Dec. 29, 2004, Alamodome (65,265)



SAN ANTONIO, Texas -

Justin Zwick threw for one touchdown, Lydell Ross and Ted Ginn Jr. each ran for another and Mike Nugent kicked four field goals to lead Ohio State to a 33-7 victory. Ross carried the ball 12 times for 99 yards and a score, while Branden Joe

rushed for 57 yards and Ginn added 40 yards. Ginn made his first appearance at quarterback. His 5-yard run up the middle gave Ohio State a 30-0 lead. Ginn was named Most Valuable Offensive Player of the game. Nugent, the 2004 Lou Groza Award winner, connected from 37, 35, 41 and 36 yards to set the school's bowl record with four field goals. Ohio State limited Oklahoma State to 286 total yards. Donte Whitner led the Buckeyes with eight tackles. Simon Fraser was named Most Valuable Defensive Player.

FIRST QUARTER

OSU - Gonzalez 23 pass from Zwick (Nugent kick), 12:02

OSU - Nugent 37 field goal, 9:53

OSU - Nugent 35 field goal, 5:55

SECOND QUARTER

OSU - Ross 1 run (Nugent kick), 10:26

OSU - Nugent 41 field goal, 4:19

THIRD QUARTER

OSU - Ginn, Jr. 5 run, 8:13

FOURTH QUARTER

OSU - Nugent 36 field goal, 10:44

OKS - Willis 4 run (Ricks kick), 7:29

TEAM STATISTICS

	OKS	OSU
First Downs	15	19
Rushes-yards	30-149	42-214
Passing yards	137	189
Punt returns-yards	2-1	3-17
Kickoff returns-yards	1-15	1-26
Comp.-Att.-Int.	15-35-1	17-27-1
Sacks by-yards lost	0-0	1-4
Fumbles-lost	1-1	1-1
Penalties-yards	6-45	2-25
Time of Possession	25:09	34:51

INDIVIDUAL STATISTICS

Rushing (att-yds.-TD) - OSU: Woods 12-72-0, Elliott 3-39-0, Morency 8-20-0, Willis 2-7-1, Shaw 2-6-0, Jones 2-5-0, Wohlgemuth 1-0-0. **OSU:** Ross 12-99-1, Joe 13-57-0, Ginn, Jr. 8-40-1, Hall 4-9-0, DeMaria 2-4-0, Pittman 2-3-0, Parker 1-2-0. **Passing (comp-att-int-yds-TD) - OSU:** Woods 15-34-1-137-0, Pena 0-1-0-0-0. **OSU:** Zwick 17-27-0-189-1. **Receiving (no-yds-TD) - OSU:** Woods 4-40-0, Frazier 3-24-0, Bajema 2-29-0, Elliott 2-9-0, Mack 1-19-0, Willis 1-9-0, Johnson 1-6-0, Jones 1-1-0. **OSU:** Ginn Jr. 6-78-0, Holmes 5-47-0, Nicol 2-11-0, Gonzalez 1-23-1, Schnitker 1-14-0, Childress 1-12-0, Hamby 1-4-0.

BOWL HISTORY

2006 FIESTA BOWL

No. 4 Ohio State.....	34
No. 6 Notre Dame.....	20

SCORING	1	2	3	4	-	F
Ohio State	7	14	3	10	-	34
Notre Dame	7	0	6	7	-	20
Jan. 2, 2006, Sun Devil Stadium (76,196)						



TEMPE, Ariz. – Led by Troy Smith and Ted Ginn Jr. on offense and All-American A.J. Hawk on defense, Ohio State ran roughshod over Notre Dame, downing the Irish in a game that wasn't as close as the final score indicated. After Notre Dame opened with a

20-yard run by Darius Walker, it was all Ohio State. Smith and Ginn hooked up on a 56-yard scoring pass. Then Ginn gave the Buckeyes the lead for good on a dazzling 68-yard reverse. Smith connected with Santonio Holmes on an 85-yard pass that gave the Buckeyes a 21-7 lead at half. Had it not been for two fumbles and a blocked field goal, the margin might have been greater. A 60-yard TD run by Antonio Pittman sealed the win. A.J. Hawk was the defensive MVP with 12 tackles, including 3.5 TFLs.

FIRST QUARTER

UND - Walker 20 run (Fitzpatrick kick), 12:59
 OSU - Ginn, Jr. 56 pass from T. Smith (Huston kick), 10:02

SECOND QUARTER

OSU - Ginn, Jr. 68 run (Huston kick), 14:16
 OSU - Holmes, 85 pass from T. Smith (Houston kick), 2:21

THIRD QUARTER

UND - Walker 10 run (Fitzpatrick kick failed), 3:25
 OSU - Huston 40 field goal, 2:20

FOURTH QUARTER

OSU - Huston 26 field goal, 10:12
 UND - Walker 3 run (Fitzpatrick kick), 5:27
 OSU - Pittman 60 run (Huston kick), 1:46

TEAM STATISTICS

	OSU	UND
First Downs	27	22
Rushes-yards	36-275	29-62
Passing yards	342	286
Comp.-Att.-Int.	19-28-0	29-45-0
Punt returns-yards	2-20	1-0
Kickoff returns-yards	3-51	2-23
Sacks by-yards lost	5-41	1-8
Fumbles-lost	2-2	1-0
Penalties-yards	7-53	6-48
Time of Possession	30:44	29:16


INDIVIDUAL STATISTICS

Rushing (att-yds-TD) – OSU: Pittman 21-136-1, Ginn, Jr. 2-73-1, T. Smith 13-66-0. **UND:** Walker 16-90-3, Schwapp 2-4-0, Quinn 10-(-32)-0. **Passing (comp-att-int-yds-TD) – OSU:** T. Smith 19-28-0-342-2. **UND:** Quinn 29-45-0-286-0. **Receiving (no-yds-TD) – OSU:** Ginn Jr. 8-167-1, Holmes 5-124-1, Hall 2-22-0, Pittman 2-6-0, Gonzalez 1-15-0, Frost 1-8-0. **UND:** Stovall 9-126-0, Walker 7-37-0, Samardzija 6-59-0, Shelton 5-52-0, Fasano 2-12-0.

2007 BCS CHAMPIONSHIP

No. 2 Florida	41
No. 1 Ohio State	14

SCORING	1	2	3	4	-	F
Florida	14	20	0	7	-	41
Ohio State	7	7	0	0	-	14
Jan. 8, 2007, Univ. of Phoenix Stadium (74,628)						



GLENDALE, Ariz. – Ohio State's Ted Ginn Jr. returned the opening kickoff 93 yards for a touchdown, but it was all Florida from there as the No. 2 Gators upset the No. 1 Buckeyes, 41-14, in the BSC National Championship Game. Ginn was injured in

the celebration of his opening kickoff return for a touchdown and the Buckeyes could not recover offensively. Heisman Trophy winning quarterback Troy Smith completed 4-of-14 passes for 35 yards and an interception and was sacked five times by the Gators (13-1). Junior tailback Antonio Pittman rushed for 62 yards on 10 carries and his 18-yard touchdown run with 13:32 left in the second quarter brought the score to 21-14 in favor of the Gators, but it would be all the closer the Buckeyes would get. OSU linebackers James Laurinaitis and Marcus Freeman both collected 15 tackles in the game.

FIRST QUARTER

OSU - Ginn, Jr. 93 kickoff return (Pettrey kick), 14:44
 FLA - Baker 14 pass from Leak (Hetland kick), 10:31
 FLA - Harvin 4 run (Hetland kick), 5:51

SECOND QUARTER

FLA - Wynn 2 run (Hetland kick), 14:56
 OSU - Pittman 18 run (Pettrey kick), 13:32
 FLA - Hetland, 42 field goal, 6:00
 FLA - Hetland, 40 field goal, 1:53
 FLA - Caldwell 1 pass from Tebow (Hetland kick), 0:23

FOURTH QUARTER

FLA - Tebow 1 run (Hetland kick), 10:20

TEAM STATISTICS

	FLA	OSU
First Downs	21	8
Rushes-yards	43-156	23-47
Passing yards	214	35
Comp.-Att.-Int.	26-37-0	4-14-1
Punt returns-yards	4-28	1-13
Kickoff returns-yards	1-33	6-193
Sacks by-yards lost	5-51	1-7
Fumbles-lost	0-0	1-1
Penalties-yards	6-50	5-50
Time of Possession	40:48	19:12

INDIVIDUAL STATISTICS

Rushing (att-yds-TD) – UF: Wynn 19-69-1, Tebow 10-39-1, Harvin 5-22-1, Caldwell 3-15-0, Leak 3-14-0, Moore 2-7-0, Team 1-(-1)-0. **OSU:** Pittman 10-62-1, C. Wells 2-9-0, Hartline 1-5-0, T. Smith 10-(-29)-0. **Passing (comp-att-int-yds-TD) – UF:** Leak 25-36-0-213-1, Tebow 1-1-0-1. **OSU:** T. Smith 4-14-1-35-0. **Receiving (no-yds-TD) – UF:** Harvin 9-60-0, Cornelius 5-50-0, Ingram 4-58-0, Baker 4-23-1, Latsko 2-17-0, Caldwell 2-6-1. **OSU:** Gonzalez 2-11-0, Hartline 1-13-0, Pittman 1-11-0.

2008 BCS CHAMPIONSHIP

No. 2 LSU	38
No. 1 Ohio State	24

SCORING	1	2	3	4	-	F
LSU	3	21	7	7	-	38
Ohio State	10	0	7	7	-	24
Jan. 7, 2008, Louisiana Superdome (79,651)						



NEW ORLEANS, La. – Making its second straight championship game appearance, Ohio State was unable to contain LSU. The Tigers rallied from an early 10-0 deficit, taking a 24-10 halftime lead. Ohio State had little to celebrate after Chris Wells broke loose for a 65-yard TD run

on the fourth play of the game. Todd Boeckman then hit a wide-open Brandon Saine, setting up Ryan Pretorius' 25-yard field goal. Later, tied at 10, Wells delivered a stiff-arm on a 29-yard romp, and Ohio State seemed poised to retake the lead. Instead, Ricky Jean-Francois crashed through the middle, swung his big right arm and blocked a 38-yard field goal try. Brandon Flynn's perfect pass to Brandon LaFell in the back left corner of the end zone put the Tigers ahead for good, 17-10.

FIRST QUARTER

OSU - C. Wells 65 run (Pretorius kick), 13:34
 OSU - Pretorius 25 field goal, 9:12
 LSU - David 32 field goal, 2:21

SECOND QUARTER

LSU - Dickson 13 pass from Flynn (David kick), 13:00
 LSU - LaFell 10 pass from Flynn (David kick), 7:25
 LSU - Hester 1 run (David kick), 4:16

THIRD QUARTER

LSU - Doucet 4 pass from Flynn (David kick), 9:04
 OSU - Robiskie 5 pass from Boeckman (Pretorius kick), 1:38

FOURTH QUARTER

LSU - Dickson 5 pass from Flynn (David kick), 1:50
 OSU - Hartline 15 pass from Boeckman (Pretorius kick), 1:13

TEAM STATISTICS

	LSU	OSU
First Downs	25	17
Rushes-yards	49-152	30-145
Passing yards	174	208
Comp.-Att.-Int.	19-27-1	15-26-2
Kickoff returns-yards	2-22	7-124
Sacks by-yards lost	5-36	1-15
Fumbles-lost	2-0	3-1
Penalties-yards	4-36	7-83

INDIVIDUAL STATISTICS

Rushing (att-yds-TD) – LSU: Hester 21-86-1, Murphy 2-33-0, K Williams 2-20-0, T Holliday 3-13-0, Flynn 12-8-0, Doucet 2-7-0, Scott 2-6-0, Perrilloux 1-4-0, Boeckman 9-(-7)-0. **OSU:** C Wells 20-146-1, Hartline 1-6-0, Tebow 1-0-0-1. **Passing (comp-att-int-yds-TD) – LSU:** Flynn 19-27-1-175-1. **OSU:** Boeckman 15-26-2-208-2. **Receiving (no-yds-TD) – LSU:** Doucet 7-51-1, Dickson 4-44-2, Byrd 2-28-0, LaFell 2-15-1, Zinger 1-18-0, Scott 1-16-0, Johnson 1-3-0, K Williams 1-(-1)-0. **OSU:** Hartline 6-75-1, Robiskie 5-50-1, Saine 3-69-0, Small 1-14-0.


BOWL HISTORY

2009 FIESTA BOWL

No. 10 Ohio State21
No. 3 Texas.....24

SCORING	1	2	3	4	-	F
Ohio State	3	3	0	15	-	21
Texas	0	3	14	7	-	24

Jan. 5, 2009, U of Phoenix Stadium (72,047)



GLENDALE, Ariz. –

Ohio State scored 15 unanswered points in the fourth quarter, but it wasn't enough. Colt McCoy hit Quan Cosby for a 26-yard pass for the winning score with 16 seconds left. Texas trailed 6-3 at the half after being held to minus-9 yards rushing and giving

up 140, 96 to Chris Wells, who missed most of the fourth quarter. McCoy set records vs. Ohio State with a 41-for-58 showing for 414 yards and two touchdowns. The offensive MVP found Cosby for a 7-yard touchdown pass for a 17-6 lead. Ohio State scored the next 15 points and took a 21-17 lead on Dan Herron's 15-yard run with 2:05 remaining. Texas then covered 78 yards in 11 plays. Cosby broke free at over the middle and had nothing between him and the end zone.

FIRST QUARTER

OSU - Pettrey, 51 field goal, 7:28

SECOND QUARTER

TEX - Hunte, 27 field goal, 11:45

OSU - Pretorius, 30 field goal, 5:39

THIRD QUARTER

TEX - McCoy, 14 run (Hunte kick), 8:29

TEX - Cosby, 7 pass from McCoy (Hunte kick), 1:04

FOURTH QUARTER

OSU - Pettrey, 44 field goal, 13:22

OSU - Pryor, 5 pass from Boeckman (Pryor pass failed), 7:26

OSU - Herron, 15 run (Pryor pass failed), 2:05

TEX - Cosby, 26 pass from McCoy (Hunte kick), 0:16

TEAM STATISTICS	OSU	TEX
First Downs	21	33
Rushes-yards	39-203	29-54
Passing yards	176	414
Comp.-Att.-Int.	10-25-0	41-58-1
Punt returns-yards	1-16	0-0
Kickoff returns-yards	5-102	5-93
Sacks by-yards lost	4-45	3-26
Penalties-yards	7-67	8-65
Time of Possession	30:13	29:47

INDIVIDUAL STATISTICS


Rushing (att-yds-TD) – OSU: C Wells 16-106-0, Pryor 15-78-0, Herron 5-30-1, M Wells 1(-2)-0, Boeckman 1(-9)-0. **TEX** Ogbonnaya 11-42-0, Whittaker 6-23-0, Bobino 1-2-0, Johnson 3-2-0, McCoy 8(-15)-1. **Passing (comp-att-int-yds-TD) – OSU:** Pryor 5-13-0-66-0, Boeckman 5-12-110-1. **TEX:** McCoy 41-58-1-414-2. **Receiving (no-yds-TD) – OSU:** Robiskie 5-116-0, Posey 2-13-0, Ballard 1-21-0, C Wells 1-21-0, Pryor 1-5-1. **TEX:** Cosby 14-171-2, Shipley 10-78-0, Collins 7-60-0, Kirkendoll 5-41-0, Ogbonnaya 4-56-0, Ullman 1-8-0.

2010 ROSE BOWL

No. 8 Ohio State26
No. 7 Oregon.....17

SCORING	1	2	3	4	-	F
Ohio State	10	6	3	7	-	26
Oregon	0	10	7	0	-	17

Jan. 1, 2010, Rose Bowl Stadium (93,963)



PASADENA, Calif. –

Terrelle Pryor earned MVP honors, completing 23 of 37 passes for 266 yards and two touchdowns. He also led Ohio State in rushing with 72 yards. Ohio State's offense held the ball for 89 plays and a Rose Bowl record 41:37 to keep the high-powered

Duck offense on the sideline. After Oregon came from 10 down to tie the score at 10, OSU went on a 19-play drive that led to a Devin Barclay 30-yd FG. A Ross Homan INT with just 25 seconds remaining before intermission gave Pryor just enough time to set up a 45-yard Aaron Pettrey field goal as time expired. Pryor directed a 13-play, 81-yard fourth quarter touchdown drive for a 26-17 lead, finding DeVier Posey in the end zone from 17 yards. Ohio State's defense limited the Ducks to a mere 260 offensive yards.

FIRST QUARTER

OSU - Saine, Brandon, 13 yd pass from Pryor, Terrelle (Pettrey, Aaron kick), 11:37

OSU - Barclay, Devin, 19 yd FG, 00:34

SECOND QUARTER

ORE - Flint, Morgan, 24 yd FG, 14:24

ORE - Blount, L, 3 yd rush (Flint kick), 09:14

OSU - Barclay, 30 yd FG, 01:05

OSU - Pettrey, Aaron, 45 yd FG, 00:00

THIRD QUARTER

ORE - Masoli, J, 1 yd rush (Flint kick), 11:03

OSU - Barclay, 38 yd FG, 06:35

FOURTH QUARTER

OSU - Posey, DeVier, 17 yd pass from Pryor (Pettrey kick), 07:02

TEAM STATISTICS	OSU	UO
First downs	26	12
Rushes-Yards	51-153	33-179
Passing Yards	226	81
Att-Comp-Int	38-23-1	20-9-1
Total plays-Yards	89-419	53-260
Punts (Avg)	3-43.7	4-43.2
Fumbles-Lost	1-0	1-1
Possession Time	41:37	18:23
Sacks by-yards lost	1-9	4-19

INDIVIDUAL STATISTICS

Rushing (att-yds-TD) – OSU: Pryor, Terrelle 20-72; Saine, Brandon 14-45; Herron, Dan 14-42; Team 3-minus 6. **ORE:** James, L 15-70; Barner, Kenjon 7-64; Blount, L 5-36; Masoli, J 6-9. **Passing:** OSU-Pryor, Terrelle 23-37-1-266; Team 0-1-0-0. **ORE:** Masoli, J 9-20-1-81. **Receiving:** OSU-Sanzenbacher, Dane 9-64; Posey, DeVier 8-101; Herron, Dan 3-19; Saine, Brandon 2-59; Ballard, Jake 1-24. **ORE:** James, L 4-25; Tuinei, L 2-30; Barner, Kenjon 1-13; Maehl, Jeff 1-10; Davis, D.J. 1-3.

2012 GATOR BOWL

Ohio State17
Florida24

SCORING	1	2	3	4	-	F
Ohio State	0	10	0	7	-	17
Oregon	7	7	7	3	-	24

Jan. 2, 2012, Everbank Field (61,312)



JACKSONVILLE, Fla. –

Florida's defense and special teams came up big in the Gator Bowl, recording six sacks and scoring twice as the Gators beat Ohio State 24-17. Andre Debose returned a kickoff 99 yards - the longest scoring play in bowl

history - and Chris Rainey blocked a punt that was returned for a touchdown. The speedsters helped the Gators (7-6) avoid their first losing season since 1979 and pick up some much-needed momentum after losing six of their previous eight games. Ohio State (6-7) dropped four straight to finish below .500 for the first time since 1988, and lost seven games for the first time since 1897. Ohio State fell to 0-10 in bowl games against teams from the Southeastern Conference.

FIRST QUARTER

UF - Thompson 17 pass from Brantley (Sturgis kick), 00:56

SECOND QUARTER

OSU - Posey 5 pass from Miller (Basil kick), 11:25

UF - Debose 99 kickoff return (Sturgis kick), 11:13

OSU - Basil 47 field goal, 00:15

THIRD QUARTER

UF - Stewart 14 blocked punt return (Sturgis kick)

FOURTH QUARTER

UF - Sturgis 17 field goal, 14:09

OSU - Hall 11 pass from Miller (Basil kick), 00:57

TEAM STATISTICS	OSU	UF
First downs	20	14
Rushes-Yards	37-137	38-131
Passing Yards	162	132
Att-Comp-Int	18-23-0	12-16-1
Total plays-Yards	60-299	54-263
Punts (Avg)	6-39.3	3-37.3
Fumbles-Lost	2-2	2-2
Penalties-Yards	4-25	7-74
Possession Time	32:21	27:39
3rd-down conv.	2 of 10	6 of 12
4th-down conv.	0 of 0	0 of 0
Sacks by-yards lost	0-0	6-34

INDIVIDUAL STATISTICS

Rushing (att-yds-TDs) – OSU: Herron 12-82; Hall 4-24; Miller 15-20; Hyde 5-17; Posey 1(-6)-0; **UF:** Rainey 16-71; Demps 7-30; Burton 4-23; Gillislee 5-15; Joyer 1-0; Brantley 2(-3). **Passing:** OSU-Miller 18-23-0-162; **UF:** Brantley 12-16-1-132. **Receiving:** OSU-Posey 5-38-1; Herron 4-11; Hall 3-12-1; Smith 2-47; Heuerman 1-25; Fields 1-13; Boren 1-8; Hyde 1-8; **UF:** Rainey 3-31; Hines 2-40; Thompson 2-27-1; Debose 1-9; Hammond 1-8; Demps 1-7; Dunbar 1-6; Leonard 1-4. **Interceptions:** OSU-Moeller 1-0.


BOWL HISTORY

2014 ORANGE BOWL

No. 12 Clemson 40
 No. 7 Ohio State 35

SCORING	1	2	3	4	-	F
Clemson	14	6	14	4	-	40
Ohio State	9	13	7	6	-	35

Jan. 3, 2014, Sun Life Stadium (72,080)



MIAMI, Fla. – Clemson edged Ohio State in a back-and-forth shootout. The Buckeyes totaled 27 first downs and 427 yards, and they had a six-minute edge in possession, but twice as many turnovers. The Buckeyes rallied from a 20-9 deficit and scored 20

consecutive points before a flurry of turnovers. After Clemson took the lead for good with 6 minutes left, Ohio State had two chances to rally, but turnovers on the team's last two possessions - sandwiched around a C.J. Barnett interception - ended chances for a win.

FIRST QUARTER

CU - Boyd 48 yd run (Catanzaro kick) 12:50
 OSU - Miller, 33 yd run (Basil kick) 05:44
 CU - Watkins 34 yd pass from Boyd (Catanzaro kick) 04:56
 OSU - Team safety 02:25

SECOND QUARTER

CU - Bryant 3 yd pass from Boyd (kick failed) 06:16
 OSU - Heurman 57 yd pass from Miller (kick blocked) 03:39
 OSU - Miller 3 yd run (Basil kick) 00:12

THIRD QUARTER

OSU - Hyde 1 yd run (Basil kick) 05:50
 CU - Watkins 30 yd pass from Boyd (Catanzaro kick) 02:47
 CU - Bryant 3 yd pass from Boyd (Catanzaro kick) 00:32

FOURTH QUARTER

OSU - Hyde 14 yd pass from Miller (pass failed) 11:35
 CU - Seckinger 5 yd pass from Boyd (pass failed) 06:16

TEAM STATISTICS	CLEM	OSU
First downs	24	27
Rushes-Yards	36-198	48-193
Passing Yards	378	234
Att-Comp-Int	31-40-2	16-24-2
Total plays-Yards	76-576	72-427
Fumbles-Lost	1-0	2-2
Penalties-Yards	15-144	6-60
Possession Time	28:43	31:17
Sacks by-yards lost	5-44	2-10

INDIVIDUAL STATISTICS

Rushing: CU-Boyd 20-127; McDowell 12-69; Watkins 1-3; Davidson 1-3. **OSU**-Hyde 25-113; Miller 18-35; Wilson 3-24; Brown 1-15; Heurman 1-6. **Passing:** CU-Boyd 31-40-2-378. **OSU**-Miller, Braxton 16-24-2-234. **Receiving:** CU-Watkins 16-227; McDowell 4-32; Bryant 3-28; Davidson 3-27; Seckinger 2-14; Hopper 2-7; Leggett 1-43. **OSU**-Brown 8-116; Hyde 2-39; Vannett 2-22; Smith 2-5; Heurman 1-57; Wilson 1-minus 5. **INTERCEPTIONS:** CU-St. Anthony 1-0; Kearse 1-0. **OSU**-Barnett, C.J. 1-11; Bell, Vonn 1-4.

2015 CFP SEMIFINALS / SUGAR BOWL

No. 4 Ohio State 42
 No. 1 Alabama 35

SCORING	1	2	3	4	-	F
Ohio State	6	14	14	8	-	42
Alabama	14	7	7	7	-	35

Jan. 1, 2015, Superdome (74,682)



NEW ORLEANS, La. – Cardale Jones was solid in his second start and Ezekiel Elliott ran for a Sugar Bowl-record 230 yards in a win over top-ranked Alabama in the semifinal of the College Football Playoff. Jones threw for 243 yards, including a 47-yard score to Devin Smith that put the

Buckeyes ahead for good early in the third quarter. He also ran for 43 yards and converted a crucial third-down play with Ohio State clinging to a 34-28 lead. On the next play, Elliott broke a tackle and was gone for an 85-yard touchdown with 3:24 to go. Blake Sims threw a 6-yard TD to Amari Cooper with 1:59 remaining. OSU recovered the onside kick, but Alabama got it back once more. The Tide's final shot ended when a desperation heave was picked off by Tyvis Powell.

FIRST QUARTER

OSU - Nuernberger 22 yd field goal, 11:32
 ALA - Henry 25 yd run (Adam Griffith kick) 9:25
 OSU - Nuernberger 21 yd field goal, 5:17
 ALA - Cooper 15 yd pass from Sims (Griffith kick), 2:06

SECOND QUARTER

UA - Yeldon 2 yd run (Griffith kick), 8:07
 OSU - Elliott 3 yd run (Nuernberger kick) 2:55
 OSU - Thomas 13 yd pass from Spencer (Nuernberger kick) 00:12

THIRD QUARTER

OSU - Smith, D. 47 yd pass from Jones (Nuernberger kick) 12:44
 OSU - Miller, S. 41 yd INT return (Nuernberger kick) 3:21
 ALA - Sims 5 yd run (Griffith kick) 1:01

FOURTH QUARTER

OSU - Elliott 85 yd run (Thomas pass from Jones) 3:24
 ALA - Cooper 6 yd pass from Sims (Griffith kick) 1:59

TEAM STATISTICS	OSU	ALA
First Downs	23	21
Rushes-Yards	42-281	34-170
Rushes-Yards	256	237
Att-Comp-Int	36-19-1	36-22-3
Total plays-Yards	78-537	70-407
Punts (Avg)	6-46.5	7-55.0
Fumbles-Lost	2-1	0-0
3rd-down conv.	10 of 18	2 of 13

INDIVIDUAL STATISTICS

Rushing: OSU-Elliott 20-230; Jones 17-43; Marshall 3-11; Samuel 1-1; Brown, Noah 1-minus 4. **ALA**-Henry 13-95; Yeldon 10-47; Sims 10-29; Team 1-minus 1. **Passing:** OSU-Jones 18-35-1-243; Spencer 1-1-0-13. **ALA**-Sims 22-36-3-237. **Receiving:** OSU-Thomas 7-66; Marshall 5-55; Smith, D. 2-87; Vannett 2-23; Elliott 1-13; Spencer 1-7; Smith, C.1-5. **ALA**-Cooper 9-71; White 3-65; Henry 2-54; Fowler 2-14; Howard 2-14; Black 2-10; Vogler 2-9. **Interceptions:** OSU-Miller 1-41; Powell 1-29; Bell 1-7. **ALA**-Jones 1-32.

2015 CFP NATIONAL CHAMPIONSHIP

No. 4 Ohio State 42
 No. 2 Oregon 20

SCORING	1	2	3	4	-	F
Ohio State	14	7	7	14	-	42
Oregon	7	3	10	0	-	20

Jan. 12, 2015, AT&T Stadium (85,689)



ARLINGTON, Texas – Cardale Jones led Ohio State past Marcus Mariota and Oregon in the first College Football Playoff national championship game. Ezekiel Elliott was the offensive MVP and ran for 246 yards and four touchdowns. Jones passed for 242

yards, one TD and ran for score. Mariota passed for 333 yards and two touchdowns, but the Ducks' warp-speed spread offense missed too many red-zone opportunities and couldn't unleash its running game against Ohio State's front seven. Even with the benefit of four Ohio State turnovers, the Ducks were held to their lowest point total of the season.

FIRST QUARTER

ORE - Lowe 7 yd pass from Mariota (Schneider) 12:21
 OSU - Elliott 33 yd run (Nuernberger kick) 4:36
 OSU - Vannett 1 yd pass from Jones (Nuernberger kick) 4:36

SECOND QUARTER

OSU - Jones 1 yd run (Nuernberger kick) 4:49
 ORE - Schneider 26 yd field goal, 00:48

THIRD QUARTER

ORE - Marshall 70 yd pass from Mariota (Schneider kick) 11:23
 ORE - Schneider 23 yd field goal, 6:39
 OSU - Elliott 9 yd run (Nuernberger kick) 00:00

FOURTH QUARTER

OSU - Elliott 2 yd run (Nuernberger kick) 9:44
 OSU - Elliott 1 yd run (Nuernberger kick) 00:28

TEAM STATISTICS	OSU	ORE
First Downs	28	20
Rushes-Yards	61-296	33-132
Rushes-Yards	242	333
Att-Comp-Int	23-16-1	38-24-1
Total plays-Yards	84-538	71-465
Fumbles-Lost	3-3	1-0
Penalties-Yards	5-30	10-76
Possession Time	37:29	22:31
3rd-down conv.	8 of 15	2 of 12
4th-down conv.	3 of 3	0 of 2
Sacks By: Number-Yards	2-6	1-17

INDIVIDUAL STATISTICS

Rushing: OSU-Elliott 36-246; Jones 21-38; Samuel 1-6; Smith 1-3; Marshall 2-3. **ORE**-Tyner 12-62; Mariota 10-39; Freeman 10-22; Marshall 1-9. **Passing:** OSU-Jones 16-23-1-242. **ORE**-Mariota 24-37-1-333; Lockie 0-1-0-0. **Receiving:** OSU-Marshall 5-52; Thomas 4-53; Smith 2-76; Vannett 2-9; Smith 1-45; Samuel 1-8; Elliott 1-minus 1. **ORE**-Marshall 8-169; Baylis 5-25; Stanford 4-61; Lowe 3-55; Nelson 2-21; Thomas 2-2. **Interceptions:** OSU-Apple 1-8. **ORE**-Mattingly 1-0.

BOWL HISTORY

2016 FIESTA BOWL

No. 8 Notre Dame.....28
No. 7 Ohio State..... 44

SCORING	1	2	3	4	-	F
Notre Dame	0	14	7	7	-	28
Ohio State	14	14	7	9	-	44

Jan. 1, 2016, U of Phoenix Stadium (71,123)



FIRST QUARTER

9:53 OSU Elliott 2 yd run (Nuernberger kick)
7:41 OSU Thomas 15 yd pass from Barrett
(Nuernberger kick)

SECOND QUARTER

7:34 ND Adams 3 yd run (Yoon kick)
4:55 OSU Elliott 1 yd run (Nuernberger kick)
1:48 OSU Elliott 1 yd run (Nuernberger kick)
0:29 ND Kizer 1 yd run (Yoon kick)

THIRD QUARTER

08:58 ND Brown 4 yd pass from Kizer (Yoon kick)
06:37 OSU Elliott 47 yd run (Nuernberger kick)

FOURTH QUARTER

12:10 OSU Nuernberger 37 yd field goal
11:27 ND Fuller 81 yd pass from Kizer (Yoon kick)
06:09 OSU Nuernberger 38 yd field goal
02:42 OSU Nuernberger 35 yd field goal

TEAM STATISTICS	ND	OSU
First Downs	24	27
Rushes-yards	32-121	54-285
Passing yards	284	211
Passes Att-Comp-Int	38-22-1	31-19-1
Punt Returns-Yards	0-0	4-73
Kickoff Returns-Yards	5-60	3-88
Penalties-Yards	3-20	4-45
Possession Time	27:15	32:45
Sacks By: Number-Yards	2-11	4-25

INDIVIDUAL STATISTICS

Rushing: ND-ADAMS, Josh 14-78; KIZER, DeShone 15-21; CARLISLE, Amir 1-20; WILLIAMS, Dexter 2-2.
OSU-Elliott, Ezekiel 27-149; Barrett, J.T. 23-96; Miller, Braxton 2-26; Marshall, Jalin 1-15. **Passing:** ND-KIZER, DeShone 22-37-1-284; HUNTER JR, Torii 0-1-0-0.
OSU-Barrett, J.T. 19-31-1-211. **Receiving:** ND-FULLER, Will 6-113; HUNTER JR, Torii 4-52; BROWN, Chris 4-35; ROBINSON, Corey 3-41; JONES, Alize 2-24; CARLISLE, Amir 2-14; SMYTHE, Durham 1-5. **OSU-**Thomas, Michael 7-72; Marshall, Jalin 5-29; Samuel, Curtis 2-27; Miller, Braxton 2-12; Elliott, Ezekiel 1-30; Baugh, Marcus 1-27; Vannett, Nick 1-14. **Interceptions:** ND-SCHMIDT, Joe 1-21. **OSU-**Powell, Tyvis 1-4.

2016 FIESTA BOWL

No. 2 Clemson31
No. 3 Ohio State..... 0

SCORING	1	2	3	4	-	F
Ohio State	0	0	0	0	-	0
Clemson	10	7	7	7	-	31

Dec. 31, 2016, U of Phoenix Stadium (71,279)



FIRST QUARTER

9:16 CU Huegel 45 field goal
2:16 CU Watson 1 rush (Huegel kick)

SECOND QUARTER

2:21 CU Fuller 30 pass from Watson (Huegel kick)

THIRD QUARTER

2:06 CU Watson 7 rush (Huegel kick)

FOURTH QUARTER


8:51 CU Gallman 7 rush (Huegel kick)

TEAM STATISTICS	OSU	CLEM
First Downs	9	24
Rushes-yards	23-88	48-205
Passing yards	127	265
Passes Att-Comp-Int	33-19-2	37-24-2
Punt Returns-Yards	1-(-1)	2-16
Kickoff Returns-Yards	5-128	0-0
Penalties-Yards	8-72	5-60
Possession Time	22:47	35:51
Sacks By: Number-Yards	2-17	3-23

INDIVIDUAL STATISTICS

Rushing: CLEM-Gallman 18-85; Watson 15-57; Schuessler 1-19; Choice 4-16; Feaster 3-12; A. Scott 3-8; McCloud 2-8; Fuller 1-3; Team 1-(-3). **OSU-**Samuel 6-67; Weber 5-24; Team 1-(-1); Barrett 11 (-2). **Passing:** CLEM-Watson 23-36-2-259; Schuessler 1-1-6-0. **OSU-**Barrett 19-33-2-127. **Receiving:** CLEM-M. Williams 6-96; Renfrow 5-50; McCloud 4-29; Fuller 3-45; A. Scott 2-16; Gallman 1-10; Cain 1-9; G. Williams 1-6; Leggett 1-4. **OSU-**Samuel 9-43; Weber 3-4; Smith 2-27; Brown 2-17; Victor 1-21; Hill 1-8; McLaurin 1-7. **Interceptions:** CLEM-V. SMITH 1-86; TANKERSLEY 1-18. **OSU-**Conley 1-0; Hooker 1-0.

BIG TEN CHAMPIONSHIP GAME HISTORY



2013 BIG TEN CHAMPIONSHIP

No. 2 Ohio State 24
 No. 10 Michigan State 34

SCORING	1	2	3	4	-	F
Ohio State	0	10	14	0	-	24
Michigan State	3	14	3	14	-	34

Dec. 8, 2013, Lucas Oil Stadium (66,002)

FIRST QUARTER

08:31 MSU Geiger 40 yd field goal

SECOND QUARTER

14:50 MSU Mumphery 72 yd pass from Cook (Geiger kick)

09:01 MSU Lippett 33 yd pass from Cook (Geiger kick)

06:26 OSU Brown 20 yd pass from Miller (Basil kick)

00:00 OSU Basil 28 yd field goal

THIRD QUARTER

12:21 OSU Miller 8 yd run (Basil kick)

05:36 OSU Miller 6 yd run (Basil kick)

02:29 MSU Geiger, Michael 44 yd field goal

FOURTH QUARTER

11:41 MSU Price 9 yd pass from Cook (Geiger kick)

02:16 MSU Langford 26 yd run (Geiger kick)

TEAM STATISTICS	OSU	MSU
First Downs	20	23
Rushes-Yards (NET)	40-273	32-134
Passing Yards (NET)	101	304
Passes Att-Comp-Int	23-8-0	40-24-1
Total Offensive Plays-Yards	63-374	72-438
Fumble Returns-Yards	0-0	0-0
Punt Returns-Yards	2-22	1-16
Kickoff Returns-Yards	3-70	3-69
Interception Returns-Yards	1-1	0-0
Punts (Number-Avg)	7-43.1	5-41.2
Fumbles-Lost	2-0	0-0
Penalties-Yards	5-62	3-20
Possession Time	27:09	32:51
Third-Down Conversions	1 of 10	5 of 15
Fourth-Down Conversions	0 of 2	2 of 2
Red-Zone Scores-Chances	4-4	1-1
Sacks By: Number-Yards	1-8	2-11

INDIVIDUAL STATISTICS

Rushing: OSU-Miller 21-142; Hyde 18-118; Hall 1-13. **MSU**-Langford 24-128; Shelton 2-8; Williams 1-3; Cook 3-0; TEAM 1-minus 1; Hill 1-minus 4. **Passing:** OSU-Miller 8-21-0-101; Team 0-2-0-0. **MSU**-Cook 24-40-1-304. **Receiving:** OSU-Brown 5-53; Heuerman 1-36; Smith 1-11; Hyde 1-1. **MSU**-Kings 5-67; Langford 5-21; Lippett 4-65; Fowler 3-29; Price 3-24; Mumphery 2-84; Burbridge 1-14; Gleichert 1-0. **Interceptions:** OSU-Barnett 1-1.



2014 BIG TEN CHAMPIONSHIP

No. 11 Wisconsin 0
 No. 6 Ohio State 59

SCORING	1	2	3	4	-	F
Wisconsin	0	0	0	0	-	0
Ohio State	14	24	7	14	-	59

Dec. 6, 2014, Lucas Oil Stadium (60,229)

FIRST QUARTER

13:01 OSU Smith, D. 39 yd pass from Jones (Nuernberger kick)

04:06 OSU Elliott 81 yd run (Nuernberger kick)

SECOND QUARTER

14:14 OSU Nuernberger 23 yd field goal

11:09 OSU Smith, D. 44 yd pass from Jones (Nuernberger kick)

06:36 OSU Elliott 14 yd run (Nuernberger kick)

00:36 OSU Bosa 4 yd fumble return (Nuernberger kick)

THIRD QUARTER

09:24 OSU Smith, D. 42 yd pass from Jones (Nuernberger kick)

FOURTH QUARTER

11:39 OSU Samuel 12 yd run (Nuernberger kick)

02:25 OSU Samuel 1 yd run (Nuernberger kick)

TEAM STATISTICS	WIS	OSU
First Downs	18	24
Rushes-Yards (NET)	37-71	38-301
Passing Yards (NET)	187	257
Passes Att-Comp-Int	43-17-3	18-12-0
Total Offensive Plays-Yards	80-258	56-558
Fumble Returns-Yards	0-0	1-4
Punt Returns-Yards	0-0	2-1
Kickoff Returns-Yards	7-122	1-23
Interception Returns-Yards	0-0	3-67
Punts (Number-Avg)	8-41.1	4-53.0
Fumbles-Lost	3-1	1-0
Penalties-Yards	3-23	5-44
Possession Time	33:55	26:05
Third-Down Conversions	5 of 18	2 of 8
Fourth-Down Conversions	3 of 5	0 of 0
Red-Zone Scores-Chances	0-0	4-5
Sacks By: Number-Yards	1-9	3-24

INDIVIDUAL STATISTICS

Rushing: WIS-Gordon 26-76; Clement 5-14; Doe 1-6; Erickson 1-4; McEvoy 1-2; Stave 3-minus 31. **OSU**-Elliott 20-220; Dunn 5-47; Samuel 4-23; Jones 8-9; Marshall 1-2. **Passing:** WIS-Stave 17-43-3-187. **OSU**-Jones 12-17-0-257; Marshall 0-1-0-0. **Receiving:** WIS-Erickson 7-83; Doe 3-41; Fumagalli 2-24; Arneson 2-23; Clement 2-12; Traylor 1-4. **OSU**-Smith 4-137; Thomas 3-41; Marshall 2-36; Smith 2-30; Spencer 1-13. **Interceptions:** OSU-Grant 2-60; Bell 1-7.

OHIO STATE BIG TEN CHAMPIONSHIP GAME HIGHS

TEAM RECORDS

Most Points 59 vs. Wisconsin, 2014
 Most Points Allowed 34
 vs. Michigan State, 2013
 Fewest Points Allowed 0 vs. Wisconsin, 2014
 Largest Margin of Victory 59
 vs. Wisconsin, 2014
 Touchdowns 8 vs. Wisconsin, 2014
 First Downs 24 vs. Wisconsin, 2014
 Total Offense 558 vs. Wisconsin, 2014
 Rushing Yardage 301 vs. Wisconsin, 2014
 Rushing Attempts 40 vs. Michigan State, 2013
 Passing Yardage 257 vs. Wisconsin, 2014
 Passing Attempts 21 vs. Michigan State, 2013
 Pass Completions 12 vs. Wisconsin, 2014
 Touchdown Passes 3 vs. Wisconsin, 2014
 Interceptions by 3 vs. Wisconsin, 2014


INDIVIDUAL RECORDS

Touchdowns 3, D. Smith vs. Wisconsin, 2014
 Extra Points 7, S. Nuernberger
 vs. Wisconsin, 2014
 Field Goals 2, S. Nuernberger
 vs. Wisconsin, 2014
 Total Offense 266, C. Jones
 vs. Wisconsin, 2014
 Rushing Yardage 220, E. Elliott
 vs. Wisconsin, 2014
 Rushing Attempts 21, B. Miller vs. MSU, 2013
 Passing Attempts 21, B. Miller vs. MSU, 2013
 Pass Completions 12, C. Jones
 vs. Wisconsin, 2014
 Passing Yardage 257, C. Jones
 vs. Wisconsin, 2014
 TD Passes 3 C. Jones vs. Wisconsin, 2014
 Longest TD Pass 44, D. Smith from C. Jones
 vs. Wisconsin, 2014
 Receptions 5, C. Brown vs. MSU, 2013
 Yards Receiving 137, D. Smith
 vs. Wisconsin, 2014
 Longest 44/TD, D. Smith vs. Wisconsin, 2014
 TDs Receiving ... 3, D. Smith vs. Wisconsin, 2014
 Lognest Kickoff Return 34, D. Wilson
 vs. MSU, 2013
 Most Punts 7, C. Johnston vs. MSU, 2013
 Longest Punt 73, C. Johnston
 vs. Wisconsin, 2014
 Longest Punt Return 11, C. Brown
 vs. MSU, 2013
 Interceptions 2, D. Grant
 vs. Wisconsin, 2014
 Longest INT return 37, D. Grant
 vs. Wisconsin, 2014

RUSHING RECORDS



ELLIOTT



GEORGE



GRIFFIN

YEAR-BY-YEAR LEADERS

Year	Name	Yards	Att.	Avg.	Gm.	Avg./G.	TD
2016	Mike Weber	1,096	182	6.0	13	84.3	9
2015	Ezekiel Elliott	1,821	289	6.3	13	140.1	23
2014	Ezekiel Elliott	1,878	273	6.9	15	125.2	18
2013	Carlos Hyde	1,521	208	7.3	11	138.3	15
2012	Braxton Miller	1,271	227	5.6	12	105.9	13
2011	Braxton Miller	715	159	4.5	12	59.6	7
2010	Brandon Saine	337	70	4.8	13	25.9	2
2009	Terrelle Pryor	779	162	4.8	13	48.5	7
2008	Chris Wells	1,197	207	5.8	10	119.7	8
2007	Chris Wells	1,609	274	5.9	13	123.8	15
2006	Antonio Pittman	1,233	242	5.1	13	94.8	14
2005	Antonio Pittman	1,331	243	5.5	12	110.9	7
2004	Lydell Ross	475	117	4.1	9	52.8	4
2003	Lydell Ross	826	193	4.3	13	63.5	10
2002	Maurice Claret	1,237	222	5.6	11	112.5	16
2001	Jonathan Wells	1,294	251	5.2	12	107.8	16
2000	Derek Combs	888	175	5.1	11	80.7	5
1999	Michael Wiley	952	183	5.2	12	79.3	10
1998	Michael Wiley	1,235	198	6.2	12	102.9	10
1997	Pepe Pearson	869	192	4.5	13	66.8	10
1996	Pepe Pearson	1,484	299	5.0	12	123.7	17
1995	Eddie George	1,927	328	5.9	13	148.2	24
1994	Eddie George	1,442	276	5.2	13	110.9	12
1993	Raymont Harris	1,344	273	4.9	12	112.0	12
1992	Robert Smith	819	147	5.6	10	81.9	10
1991	Carlos Snow	828	169	4.9	12	69.0	9
1990	Robert Smith	1,126	177	6.4	12	93.8	8
1989	Carlos Snow	990	190	5.2	11	90.0	11
1988	Carlos Snow	775	152	5.1	10	77.5	6
1987	Vince Workman	470	118	4.0	11	42.7	2
1986	Vince Workman	1,030	210	4.9	13	79.2	8
1985	John Wooldridge	820	174	4.7	12	68.3	7
1984	Keith Byars	1,764	336	5.2	12	147.0	22
1983	Keith Byars	1,199	222	5.4	12	99.9	20
1982	Tim Spencer	1,538	273	5.6	12	128.2	14
1981	Tim Spencer	1,217	226	5.4	12	101.4	12
1980	Calvin Murray	1,267	195	6.54	12	105.6	7

Year	Name	Yards	Att.	Avg.	Gm.	Avg./G.	TD
1979	Calvin Murray	872	173	5.0	12	72.7	6
1978	Paul Campbell	591	142	4.2	12	49.2	9
1977	Ron Springs	1,166	200	5.8	12	97.2	7
1976	Jeff Logan	1,248	218	5.7	12	104.0	6
1975	Archie Griffin	1,450	262	5.5	12	120.8	4
1974	Archie Griffin	1,695	256	6.6	12	141.2	12
1973	Archie Griffin	1,577	247	6.4	11	143.4	7
1972	Archie Griffin	867	159	5.5	11	78.8	3
1971	Rick Galbos	540	141	3.8	10	54.0	2
1970	John Brockington	1,142	261	4.4	10	114.2	17
1969	Jim Otis	1,027	225	4.6	9	114.1	15
1968	Jim Otis	985	219	4.5	10	98.5	17
1967	Jim Otis	530	141	3.8	8	66.2	2
1966	Bo Rein	456	139	4.4	8	57.0	0
1965	Tom Barrington	554	139	4.0	9	61.6	6
1964	Willard Sander	626	147	4.3	9	69.6	7
1963	Matt Snell	491	134	3.7	8	61.4	5
1962	David Francis	624	119	5.2	9	69.3	7
1961	Bob Ferguson	938	202	4.6	9	104.2	11
1960	Bob Ferguson	853	160	5.3	9	94.8	13
1959	Bob Ferguson	371	61	6.1	9	41.2	2
1958	Bob White	859	218	3.9	9	95.4	12
1957	Don Clark	737	132	5.6	7	105.3	8
1956	Don Clark	797	139	5.7	9	88.6	7
1955	Howard Cassady	958	161	5.9	9	106.4	14
1954	Howard Cassady	701	123	5.7	10	70.1	6
1953	Bob Watkins	875	153	5.7	9	97.2	10
1952	John Hlay	535	133	4.0	9	59.4	2
1951	Vic Janowicz	376	106	3.5	9	41.8	1
1950	Walt Klevay	520	66	7.9	9	57.7	3
1949	Gerald Krall	606	128	4.7	9	67.3	4
1948	Joseph Whisler	579	132	4.4	9	64.3	8
1947	Ollie Cline	332	80	4.2	9	36.9	2
1946	Joseph Whisler	544	129	4.2	9	60.4	10
1945	Ollie Cline	936	181	5.1	9	104.0	9
1944	Les Horvath	924	163	5.7	9	102.7	12

Note: Some individual records throughout this section were adjusted because of NCAA sanctions.

RUSHING RECORDS

INDIVIDUAL RUSHING RECORDS

Rushing Yards – Game		Att.	Opponent	Avg... TD ...Year
1.	314	Eddie George	36	Illinois 8.7 2 1995
2.	274	Ezekiel Elliott	23	at Indiana 11.9 3 2015
	274	Keith Byars	39	Illinois 7.0 5 1984
4.	246	Ezekiel Elliott	36	vs. Oregon 6.8 4 2014
	246	Carlos Hyde	24	at Illinois 10.2 4 2013
	246	Archie Griffin	30	Iowa 8.2 1 1973
7.	239	Archie Griffin	27	North Carolina 8.9 1 1972
8.	235	Raymont Harris	39	vs. BYU 6.0 3 1993
9.	230	Ezekiel Elliott	20	vs. Alabama 11.5 2 2014
	230	Maurice Clarett	31	Washington State 7.4 2 ... 2002
11.	229	Ollie Cline	32	at Pitt 7.2 1 1945
12.	226	Carlos Hyde	27	at Michigan 9.1 1 2013
13.	224	Calvin Murray	35	Indiana 6.4 2 1980
14.	222	Chris Wells	39	at Michigan 5.7 2 2007
15.	221	Chris Wells	31	Michigan State 7.1 1 2007
16.	220	Ezekiel Elliott	20	vs. Wisconsin 11.0 2 2014
17.	219	Eddie George	29	at Michigan State 7.6 1 1994
18.	214	Ezekiel Elliott	30	at Michigan 7.1 2 2015
19.	212	Eddie George	36	Washington 5.9 2 1995
20.	209	Michael Wiley	24	Missouri 8.7 2 1998
	209	Bob White	33	at Iowa 6.3 3 1958

Rushing Yards – Season		Att.	Avg.	Gm.	Avg./G..... TD.....Year
1.	1,927	Eddie George	328	5.9	13 148.2 24 1995
2.	1,878	Ezekiel Elliott	273	6.9	15 125.2 18 2014
3.	1,821	Ezekiel Elliott	289	6.3	13 140.1 23 2015
4.	1,764	Keith Byars	336	5.2	13 110.9 12 1984
5.	1,695	Archie Griffin	256	6.6	12 141.2 12 1974
6.	1,609	Chris Wells	274	5.9	13 123.8 15 2007
7.	1,577	Archie Griffin	247	6.4	11 143.4 7 1973
8.	1,538	Tim Spencer	273	5.6	12 128.2 14 1982
9.	1,521	Carlos Hyde	208	7.3	11 138.3 15 2013
10.	1,484	Pepe Pearson	299	5.0	12 123.7 17 1996
11.	1,450	Archie Griffin	262	5.5	12 120.8 4 1975
12.	1,442	Eddie George	276	5.2	13 110.9 12 1994
13.	1,344	Raymont Harris	273	4.9	12 112.0 12 1993
14.	1,331	Antonio Pittman	243	5.5	12 110.9 7 2005
15.	1,294	Jonathan Wells	251	5.2	12 107.8 16 2001
16.	1,271	Braxton Miller	227	5.6	12 105.9 13 2012
17.	1,267	Calvin Murray	195	6.5	12 105.6 7 1980
18.	1,248	Jeff Logan	218	5.7	12 104.0 6 1976
19.	1,235	Michael Wiley	198	6.2	12 102.9 10 1998
20.	1,233	Antonio Pittman	242	5.1	13 94.8 14 2006
21.	1,237	Maurice Clarett	222	5.6	11 112.5 16 2002
22.	1,217	Tim Spencer	226	5.4	12 101.4 12 1981
23.	1,199	Keith Byars	222	5.4	12 99.9 20 1983
24.	1,197	Chris Wells	207	5.8	10 119.7 8 2008
25.	1,166	Ron Springs	200	5.8	12 97.2 7 1977
26.	1,142	John Brockington	261	4.4	10 114.2 17 1970
27.	1,126	Robert Smith	177	6.4	12 93.8 8 1990
28.	1,096	Mike Weber	182	6.0	13 84.3 9 2016
29.	1,068	Braxton Miller	171	6.2	12 89.0 12 2013
30.	1,059	Pete Johnson	227	4.7	12 88.2 25 1975
31.	1,030	Vince Workman	210	4.9	13 79.2 8 1986
32.	1,027	Jim Otis	225	4.5	10 102.7 15 1969

Note: Above list includes all 1,000-yard rushing seasons in OSU history.

Rushing Yards – Career		Att.	Avg.	Gm.	Avg. TD Years
1.	5,589	Archie Griffin	924	6.0	46 121.5 26 1972-75
2.	3,961	Ezekiel Elliott	592	6.7	39 101.6 43 2013-15
3.	3,768	Eddie George	683	5.5	48 78.5 44 1992-95
4.	3,553	Tim Spencer	644	5.5	47 75.6 36 1979-82
5.	3,382	Chris Wells	585	5.8	36 93.9 30 2006-08
6.	3,314	Braxton Miller	599	5.5	49 67.6 33 2011-15
7.	3,200	Keith Byars	619	5.2	37 86.5 46 1982-85
8.	3,198	Carlos Hyde	523	6.1	41 78.0 37 2010-13
9.	3,076	Pepe Pearson	659	4.7	49 62.8 32 1994-97
10.	2,999	Carlos Snow	610	4.9	42 71.4 30 1987-91
11.	2,951	Michael Wiley	509	5.8	47 62.8 27 1996-99
12.	2,945	Antonio Pittman	557	5.3	35 84.1 22 2004-06
13.	2,649	Raymont Harris	574	4.6	43 61.6 27 1990-93
14.	2,576	Calvin Murray	438	5.9	43 59.9 ... 15 1977-80
15.	2,542	Jim Otis	585	4.3	27 94.1 34 1967-69
16.	2,466	Howard Cassady	435	5.7	35 70.5 31 1952-55
17.	2,465	J.T. Barrett	491	5.0	36 68.5 31. 2014-pres.
18.	2,381	Jonathan Wells	479	5.0	45 52.9 27 1998-01
19.	2,339	Lydell Ross	596	3.9	48 48.7 26 2001-04
20.	2,308	Pete Johnson	548	4.2	43 53.7 56 1973-76
21.	2,162	Bob Ferguson	423	5.1	27 80.1 26 1959-62
22.	2,140	Ron Springs	396	5.4	34 62.9 11 1976-78
23.	2,116	Don Clark	385	5.5	24 88.2 14 1956-58
24.	2,080	Cornelius Greene	417	5.0	35 59.4 29 1972-75
25.	2,026	Jeff Logan	349	5.8	35 57.9 11 1974-77

Rushing Attempts – Game		Yds	Opponent	Avg. TD ...Year
1.	44	Harold Henson	153	at Northwestern 3.5 4 1972
2.	42	John Brockington	161	Northwestern 3.8 1 1970
3.	40	Keith Byars	121	at Michigan State 3.0 1 1984
4.	39	Chris Wells	222	at Michigan 5.7 2 2007
	39	Eddie George	206	at Northwestern 5.3 1 1994
	39	Raymont Harris	235	vs. BYU 6.0 3 1993
	39	Keith Byars	274	Illinois 7.0 5 1984

Rushing Attempts – Season		Yards	Avg.	Gm.	Avg./G..... TD.....Year
1.	336	Keith Byars	1,764	5.2	13 110.9 12 1984
2.	328	Eddie George	1,927	5.9	13 148.2 24 1995
3.	299	Pepe Pearson	1,484	5.0	12 123.7 17 1996
4.	289	Ezekiel Elliott	1,821	6.3	13 140.1 23 2015
5.	276	Eddie George	1,442	5.2	13 110.9 12 1994
6.	274	Chris Wells	1,609	5.9	13 123.8 15 2007
7.	273	Ezekiel Elliott	1,878	6.9	15 125.2 18 2014
	273	Raymont Harris	1,344	4.9	12 112.0 12 1993
	273	Tim Spencer	1,538	5.6	12 128.2 14 1982
10.	262	Archie Griffin	1,450	5.5	12 120.8 4 1975

Rushing Attempts – Career		Yards	Avg	Gm.	Avg./G ... TD Years
1.	924	Archie Griffin	5,589	6.0	46 121.5 26 1972-75
2.	683	Eddie George	3,768	5.5	48 78.5 44 1992-95
3.	659	Pepe Pearson	3,076	4.7	49 62.8 32 1994-97
4.	644	Tim Spencer	3,553	5.5	47 75.6 36 1979-82
5.	619	Keith Byars	3,200	5.2	37 86.5 46 1982-85
6.	610	Carlos Snow	2,999	4.9	42 71.4 30 1988-91
7.	599	Braxton Miller	3,314	5.5	49 67.6 33 2011-15
8.	596	Lydell Ross	2,339	3.9	48 48.7 26 2001-04
9.	592	Ezekiel Elliott	3,961	6.7	39 101.6 43 2013-15
10.	585	Chris Wells	3,382	5.8	36 93.9 30 2006-08

RUSHING RECORDS

Rushing Touchdowns – Game Opponent.....Att Yds....Avg. ..Year

1.	5	Pete Johnson	North Carolina ...	26	148	5.7	1974
	5	Keith Byars	Illinois.....	39	274	7.0	1984
3.	4	(18 times); last by Ezekiel Elliott vs. Notre Dame, 2015 (1/1/16)					

Rushing Touchdowns – Season Att Yds Avg. GmYear

1.	25	Pete Johnson	227	1,059	4.7	12	1975
2.	24	Eddie George	328	1,927	5.9	13	1995
3.	23	Ezekiel Elliott	289	1,821	6.3	13	2015
4.	22	Keith Byars	336	1,764	5.2	12	1984
5.	20	Keith Byars	222	1,199	5.4	12	1983
	20	Harold Henson	193	795	4.1	11	1972

Rushing Touchdowns – Career Att Yds Avg Gm Years

1.	56	Pete Johnson	548	2,306	4.2	43	1973-76
2.	46	Keith Byars	619	3,200	5.2	37	1982-85
3.	44	Eddie George	683	3,768	5.5	48	1992-95
4.	43	Ezekiel Elliott	592	3,961	6.7	39	2013-15
5.	37	Carlos Hyde	523	3,198	6.1	41	2010-13

Yards Per Game – Season Yards Gm Att Avg TD.....Year

1.	148.2	Eddie George	1,927	13	328	5.9	24	1995
2.	147.0	Keith Byars	1,764	12	336	5.2	12	1984
3.	143.4	Archie Griffin	1,577	11	247	6.4	7	1973
4.	141.3	Archie Griffin	1,695	12	256	6.6	12	1974
5.	140.1	Ezekiel Elliott	1,821	13	289	6.7	23	2015

Yards Per Game – Career Yards Gm Att Avg. TD..... Years

1.	121.5	Archie Griffin	5,589	46	924	6.0	26	1972-75
2.	101.6	Ezekiel Elliott	3,961	39	592	6.7	43	2013-15
3.	94.1	Jim Otis	2,542	27	585	4.3	34	1967-69
4.	93.9	Chris Wells	3,382	36	585	5.8	30	2006-08
5.	88.4	Robert Smith	1,945	22	324	6.0	18	1990, 92
6.	86.5	Keith Byars	3,200	37	619	5.2	46	1982-85
7.	84.3	Mike Weber	1,096	13	182	6.0	9	2016-pres.
8.	84.1	Antonio Pittman	2,945	35	557	5.3	22	2004-06
9.	81.2	Donald Clark	2,116	24	385	5.5	14	1956-58
10.	78.0	Carlos Hyde	3,198	41	523	6.1	37	2010-13

100-Yard Games – Season.....Year

1.	12	Ezekiel Elliott.....	2015
	12	Eddie George.....	1995
3.	11	Archie Griffin.....	1973
	11	Archie Griffin.....	1974
5.	10	Archie Griffin.....	1975

100-Yard Games – Career..... Years

1.	34	Archie Griffin.....	1972-75
2.	22	Ezekiel Elliott.....	2013-15
3.	20	Eddie George.....	1992-95
4.	17	Chris Wells.....	2005-08
	17	Keith Byars.....	1982-85
6.	16	Carlos Hyde.....	2010-13
7.	15	Antonio Pittman.....	2004-06
8.	14	Braxton Miller.....	2011-pres.
9.	13	Tim Spencer.....	1979-82
	13	Pepe Pearson.....	1994-97
	13	Jim Otis.....	1967-69

100-Yard Rushing Games by a Quarterback

1.	14	Braxton Miller.....	2011-15
2.	8	J.T. Barrett.....	2014-pres.
3.	4	Cornelius Greene.....	1973-75
	4	John Mummey.....	1960-62
5.	3	Terrelle Pryor.....	2008-09

Consecutive 100-Yard Games – Season.....Year

1.	12	Eddie George.....	1995
2.	11	Archie Griffin.....	1973
	11	Archie Griffin.....	1974
4.	10	Archie Griffin.....	1975
	10	Ezekiel Elliott.....	2015

Consecutive 100-Yard Games - Career..... Years

1.	31	Archie Griffin.....	1973-75
2.	15	Ezekiel Elliott.....	2014-15
3.	12	Eddie George.....	1995

200-Yard Games - Season.....Year

1.	3	Ezekiel Elliott.....	2014
	3	Eddie George.....	1995
3.	2	Ezekiel Elliott.....	2015
	2	Carlos Hyde.....	2013
	2	Chris Wells.....	2007

200-Yard Rushing Games - Career.....Year

1.	5	Eddie George.....	1994, 95
	5	Ezekiel Elliott.....	2014
3.	2	Carlos Hyde.....	2013
	2	Archie Griffin.....	1972, 73
	2	Chris Wells.....	2007

Most Rushing Yards - One Half Opponent.....Half Year

1.	243	Ezekiel Elliott	at Indiana.....	2nd	2015
2.	195	Keith Byars	Illinois.....	2nd	1984
3.	194	Maurice Clarett	Washington State.....	2nd	2002
4.	186	Carlos Hyde	at Illinois.....	2nd	2013
5.	180	Eddie George	Illinois.....	1st	1995

RUSHING RECORDS

Three Players with 100+ Yards Rushing In a Game

2011	Indiana.....	Dan Herron, 141
	Carlos Hyde, 105
	Braxton Miller, 105
1989	at Northwestern.....	Dante Lee, 157
	Scottie Graham, 102
	Carlos Snow, 100
1970	Duke.....	Leophus Hayden, 165
	John Brockington, 117
	Rex Kern, 113
1961	Oregon.....	John Mummey, 116
	Robert Klein, 103
	Bob Ferguson, 101
1956	Indiana.....	Galen Cisco, 160
	James Roseboro, 157
	Donald Clark, 112

Two Players with 100+ Yards Rushing In A Game

2016	at Michigan State.....	Mike Weber 111
	J.T. Barrett 105
2015	at Michigan.....	Ezekiel Elliott, 214
	J.T. Barrett, 139
2015	at Rutgers.....	Ezekiel Elliott, 142
	J.T. Barrett, 101
2015	Penn State.....	Ezekiel Elliott, 153
	J.T. Barrett, 102
2013	Michigan State.....	Braxton Miller, 142
	Carlos Hyde, 118
2013	Michigan.....	Carlos Hyde, 226
	Braxton Miller, 153
2013	Indiana.....	Braxton Miller, 144
	Carlos Hyde, 117
2013	Illinois.....	Carlos Hyde, 246
	Braxton Miller, 184
2013	Iowa.....	Carlos Hyde, 149
	Braxton Miller, 102
2012	Nebraska.....	Braxton Miller, 186
	Carlos Hyde, 140
2012	Indiana.....	Carlos Hyde, 156
	Braxton Miller, 149
2008	Illinois.....	Chris Wells, 143
	Terrelle Pryor, 110
2005	Iowa.....	Antonio Pittman, 171
	Troy Smith, 127
2000	Miami (Ohio).....	Derek Combs, 142
	Jonathan Wells, 113
1996	Pitt.....	Joe Montgomery, 109
	Pepe Pearson, 103
1991	Arizona.....	Butler By'not'e, 189
	Jeff Cothran, 105
1989	Indiana.....	Carlos Snow, 136
	Scottie Graham, 124
1989	Boston College.....	Scottie Graham, 151
	Carlos Snow, 147
1986	Utah.....	Vince Workman, 168
	Jaymes Bryant, 145
1982	Baylor.....	Tim Spencer, 147
	Vaughn Broadnax, 101
1981	Illinois.....	Tim Spencer, 131
	Jimmy Gayle, 119

1976	Missouri.....	Pete Johnson, 119
	Jeff Logan, 110
1976	Michigan State.....	Jeff Logan, 112
	Rod Gerald, 104
1975	Indiana.....	Archie Griffin, 150
	Pete Johnson, 150
1975	at Purdue.....	Pete Johnson, 131
	Archie Griffin, 130
1975	at UCLA.....	Archie Griffin, 160
	Cornelius Greene, 120
1975	North Carolina.....	Archie Griffin, 157
	Pete Johnson, 148
1975	Penn State.....	Archie Griffin, 128
	Pete Johnson, 112
1974	Illinois.....	Archie Griffin, 144
	Cornelius Greene, 127
1974	Wisconsin.....	Cornelius Greene, 146
	Archie Griffin, 112
1974	SMU.....	Archie Griffin, 156
	Brian Baschnagel, 140
1973	at Indiana.....	Archie Griffin, 130
	Bruce Elia, 123
1973	TCU.....	Archie Griffin, 119
	Cornelius Green, 113
1972	at Wisconsin.....	Harold Henson, 122
	Greg Hare, 118
1971	Wisconsin.....	Morris Bradshaw, 123
	Richard Galbos, 100
1971	Iowa.....	John Bledsoe, 151
	Donald Lamka, 100
1971	vs. Stanford.....	Rex Kern, 129
	John Brockington, 101
1969	at Washington.....	Rex Kern, 139
	Jim Otis, 111
1967	at Michigan.....	Jim Otis, 114
	Rudy Hubbard, 103
1961	at Michigan.....	Robert Ferguson, 152
	Paul Warfield, 122
1961	Oregon.....	John Mummey, 116
	Robert Ferguson, 101
1958	at Iowa.....	Loren White, 209
	Donald Clark, 152
1955	Northwestern.....	Joseph Cannavino, 137
	James Roseboro, 104
1949	at So. California.....	Fred Morrison, 134
	Gerald Krall, 103
1943	Illinois.....	Dean Sensenbaugher, 170
	Ernest Parks, 158
1943	Missouri.....	Ernest Parks, 162
	Dean Sensenbaugher, 154
1942	at Northwestern.....	Paul Sarringhaus, 145
	Eugene Fekete, 128

RUSHING RECORDS

Ohio State's 481 100-Yard Rushing Games

1.	314	Eddie George	Illinois	1995	170	Dean Sensenbaugher	Illinois	1943	
2.	274	Ezekiel Elliott	at Indiana	2015	61.	169	Chris Wells	Wisconsin	2007
	274	Keith Byars	Illinois	1984		169	Carlos Snow	Michigan State	1991
4.	246	Ezekiel Elliott	vs. Oregon	2014		169	Keith Byars	at Indiana	1983
	246	Carlos Hyde	at Illinois	2013		169	Archie Griffin	at Wisconsin	1973
	246	Archie Griffin	Iowa	1973		169	Howard Cassady	Iowa	1955
7.	239	Archie Griffin	North Carolina	1972	66.	168	Carlos Hyde	at Northwestern	2013
8.	229	Oliver Cline	at Pitt	1945		168	Jordan Hall	at California	2013
9.	226	Carlos Hyde	at Michigan	2013		168	Chris Wells	at Wisconsin	2008
10.	235	Raymont Harris	vs. Brigham Young	1993		168	Vince Workman	Utah	1986
11.	230	Ezekiel Elliott	vs. Alabama	2014		168	Keith Byars	at Illinois	1983
	230	Maurice Claret	Washington State	2002		168	Tim Spencer	Purdue	1982
13.	224	Calvin Murray	Indiana	1980	72.	167	Tim Spencer	vs. BYU	1982
14.	222	Chris Wells	at Michigan	2007		167	Jim Otis	Illinois	1969
15.	221	Chris Wells	Michigan State	2007	74.	167	Lydell Ross	at Indiana	2003
16.	220	Ezekiel Elliott	vs. Wisconsin	2014	75.	166	Jim Otis	at Iowa	1968
17.	219	Eddie George	at Michigan State	1994	76.	165	Pepe Pearson	at Illinois	1996
18.	214	Ezekiel Elliott	at Michigan	2015		165	Leophus Hayden	Duke	1970
	212	Eddie George	Washington	1995	78.	164	Keith Byars	at Minnesota	1984
20.	209	Michael Wiley	Missouri	1998	79.	163	Archie Griffin	at Michigan	1973
	209	Loren White	at Iowa	1958		163	Dave Brungard	Illinois	1967
22.	207	Eddie George	Notre Dame	1995		163	Loren White	at Michigan	1957
23.	206	Eddie George	at Northwestern	1994	82.	162	Ezekiel Elliott	Florida A&M	2013
24.	196	Archie Griffin	at Washington State	1974		162	Raymont Harris	Indiana	1992
25.	192	Jonathan Wells	Illinois	2001		162	Vince Workman	Oregon	1987
	192	Archie Griffin	Illinois	1972		162	Ernest Parks	Missouri	1943
27.	191	Keith Byars	at Purdue	1984	86.	161	Braxton Miller	Miami (OH)	2012
28.	190	Tim Spencer	at Northwestern	1982		161	John Brockington	Northwestern	1970
29.	189	J.T. Barrett	at Minnesota	2014	88.	160	Dan Herron	Wisconsin	2011
	189	Butler By'not'e	Arizona	1991		160	Joe Montgomery	Iowa	1996
31.	187	Tim Spencer	at Indiana	1982		160	Archie Griffin	at UCLA	1975
	187	John Brockington	Minnesota	1970		160	Jeff Logan	at Penn State	1976
33.	186	Braxton Miller	Nebraska	2012		160	Galen Cisco	Indiana	1956
	186	Antonio Pittman	at Minnesota	2005	93.	159	Jordan Hall	Buffalo	2013
	186	Jimmy Gayle	Indiana	1981	94.	158	Ernest Parks	Illinois	1943
	186	David Francis	Michigan	1962	95.	157	Dante Lee	at Northwestern	1989
37.	184	Braxton Miller	at Illinois	2013		157	Archie Griffin	North Carolina	1975
38.	183	Calvin Murray	at Iowa	1980		157	Robert Ferguson	at Northwestern	1961
39.	182	Ezekiel Elliott	Cincinnati	2014		157	Robert Ferguson	Southern California	1960
	182	Keith Byars	Oregon State	1984		157	Loren White	Iowa	1957
41.	181	Ezekiel Elliott	at Illinois	2015		157	James Roseboro	Indiana	1956
42.	180	Oliver Cline	Northwestern	1945	101.	156	Carlos Hyde	at Indiana	2012
43.	179	Jonathan Wells	Northwestern	2001		156	Archie Griffin	SMU	1974
	179	Thomas Barrington	Illinois	1965	103.	155	Antonio Pittman	Cincinnati	2006
45.	178	Eddie George	at Minnesota	1995	104.	154	Ezekiel Elliott	at Michigan State	2014
46.	175	Maurice Claret	Texas Tech	2002		154	Dean Sensenbaugher	Missouri	1943
	175	Robert Smith	at Indiana	1992	106.	153	Ezekiel Elliott	Penn State	2015
	175	Jeff Logan	Purdue	1976		153	Braxton Miller	at Michigan	2013
	175	Archie Griffin	at Iowa	1974		153	Derek Combs	Michigan State	2000
50.	174	Keith Byars	Wisconsin	1983		153	Harold Henson	at Northwestern	1972
	174	Louis Fisher	at Pitt	1941		153	Loren White	Wisconsin	1958
52.	173	Pepe Pearson	at Notre Dame	1996	111.	152	Jonathan Wells	at Minnesota	2001
	173	Archie Griffin	at Northwestern	1974		152	Pepe Pearson	at Purdue	1996
54.	172	Vince Workman	at Wisconsin	1986		152	Scottie Graham	Wisconsin	1989
	172	Tim Spencer	Duke	1981		152	Robert Ferguson	at Michigan	1961
56.	171	Antonio Pittman	Iowa	2005		152	Donald Clark	at Iowa	1958
	171	Robert Smith	at Wisconsin	1990	116.	151	Michael Wiley	Toledo	1998
58.	170	Carlos Snow	Michigan	1988		151	Raymont Harris	Penn State	1993
	170	Howard Cassady	Nebraska	1955		151	Scottie Graham	Boston College	1989
						151	Keith Byars	at Northwestern	1984
						151	Tim Spencer	at Illinois	1982

RUSHING RECORDS

151	Ron Springs	Purdue	1977	139	Roger Detrick	at Michigan	1959		
151	John Bledsoe	Iowa	1971	184.	138	Jim Otis	at Minnesota	1969	
151	Donald Clark	Wisconsin	1956	185.	137	J.T. Barrett	at Maryland	2016	
124.	150	Archie Griffin	Indiana	1975	137	Carlos Hyde	Illinois	2012	
150	Pete Johnson	Indiana	1975	137	Robert Ferguson	TCU	1961		
126.	149	Ezekiel Elliott	vs. Notre Dame	2015	137	Joseph Cannavino	Northwestern	1955	
149	Carlos Hyde	Iowa	2013	189.	136	Braxton Miller	at Michigan State	2012	
149	Braxton Miller	at Indiana	2012	136	Antonio Pittman	vs. Notre Dame	2005		
149	Carlos Snow	Purdue	1989	136	Carlos Snow	Indiana	1989		
149	Archie Griffin	vs Southern California	1974	136	John Brockington	at Purdue	1970		
149	Jim Otis	at Iowa	1967	193.	135	Chris Wells	at Washington	2007	
132.	148	Jeff Logan	Indiana	1977	135	Keith Byars	Purdue	1983	
148	Pete Johnson	North Carolina	1975	135	Tim Spencer	at Minnesota	1981		
134.	147	Carlos Hyde	Penn State	2013	135	Calvin Murray	Wisconsin	1979	
147	Carlos Snow	Boston College	1989	135	John Hlay	Purdue	1952		
147	Tim Spencer	Baylor	1982	198.	134	Braxton Miller	at Penn State	2012	
147	Ron Springs	Minnesota	1977	134	Chris Wells	Michigan	2008		
138.	146	Carlos Hyde	Michigan	2012	134	Archie Griffin	Oregon State	1974	
146	Chris Wells	vs. LSU	2007	134	Robert Watkins	at Wisconsin	1953		
146	Howard Cassady	at Michigan	1955	134	Fred Morrison	at Southern California	1949		
146	Archie Griffin	Indiana	1974	134	Louis Fisher	at Southern California	1941		
146	Cornelius Greene	Wisconsin	1974	204.	133	Chris Wells	at Penn State	2007	
143.	145	Troy Smith	Michigan	2004	133	Antonio Pittman	at Indiana	2005	
145	Jaymes Bryant	Utah	1986	133	Maurice Claret	at Wisconsin	2002		
145	Keith Byars	Washington State	1984	133	Scottie Graham	at Michigan	1989		
145	Robert Watkins	at California	1953	133	Tim Spencer	Minnesota	1982		
145	Charles Gandee	Wisconsin	1950	133	Archie Griffin	at Minnesota	1974		
145	Paul Sarringhaus	at Northwestern	1942	133	Donald Clark	Illinois	1957		
149.	144	Mike Weber	Rutgers	2016	211.	132	Antonio Pittman	Northwestern	2005
144	Braxton Miller	Indiana	2013	132	Maurice Claret	San Jose State	2002		
144	Antonio Pittman	Indiana	2004	132	Ricardo Volley	Michigan State	1979		
144	Joe Montgomery	at Iowa	1998	132	Ron Springs	at Illinois	1977		
144	Archie Griffin	Illinois	1974	132	Eugene Fekete	Indiana	1942		
144	Jim Otis	at Michigan	1969	216.	131	Jonathan Wells	at Illinois	2000	
144	Jim Otis	Purdue	1968	131	Jaymes Bryant	at Indiana	1986		
144	Robert Ferguson	Iowa	1961	131	Tim Spencer	Illinois	1981		
157.	143	Chris Wells	at Illinois	2008	131	Pete Johnson	at Purdue	1975	
143	Chris Wells	Akron	2007	131	Archie Griffin	Michigan State	1973		
143	Jonathan Wells	at Penn State	2001	131	Harold Henson	Minnesota	1972		
143	Jim Otis	Michigan	1968	222.	130	Lydell Ross	vs. Cincinnati	2002	
161.	142	Ezekiel Elliott	at Rutgers	2015	130	Pepe Pearson	at Indiana	1996	
142	Braxton Miller	vs. Michigan State	2013	130	Eddie George	Indiana	1995		
142	Derek Combs	Miami (Ohio)	2000	130	Ron Springs	at Northwestern	1977		
142	Keith Byars	at Wisconsin	1984	130	Archie Griffin	at Purdue	1975		
165.	141	Braxton Miller	UCF	2012	130	Archie Griffin	at Indiana	1973	
141	Dan Herron	Indiana	2011	130	Leophus Hayden	Purdue	1969		
141	Lydell Ross	Cincinnati	2004	229.	129	Jonathan Wells	at Michigan	2001	
141	Pepe Pearson	Penn State	1996	129	Robert Smith	at Iowa	1992		
141	Eddie George	at Wisconsin	1995	129	Jaymes Bryant	at Purdue	1986		
141	Donald Clark	Stanford	1956	129	Archie Griffin	Minnesota	1973		
141	Les Horvath	at Wisconsin	1944	129	Rex Kern	vs Stanford	1971		
172.	140	Carlos Hyde	Nebraska	2012	129	Tom Matte	at Illinois	1960	
140	Chris Wells	at Northwestern	2008	129	Howard Cassady	at Purdue	1954		
140	Chris Wells	at Michigan State	2008	129	Gerald Krall	Indiana	1949		
140	Maurice Claret	at Northwestern	2002	237.	128	Michael Wiley	Illinois	1999	
140	Michael Wiley	at West Virginia	1998	128	Robert Smith	Northwestern	1990		
140	Archie Griffin	at Michigan State	1974	128	Carlos Snow	Purdue	1988		
140	Brian Baschnagel	SMU	1974	128	Archie Griffin	Penn State	1975		
140	Eugene Fekete	Pittsburgh	1942	128	Archie Griffin	Washington State	1973		
180.	139	J.T. Barrett	at Michigan	2015	128	Eugene Fekete	at Northwestern	1942	
139	Ezekiel Elliott	at Maryland	2014						
139	Rex Kern	at Washington	1969						

RUSHING RECORDS

243.	127	Troy Smith.....	Iowa	2005	119	Jimmy Gayle.....	Illinois	1981	
	127	Robert Smith.....	at Indiana	1990	119	Pete Johnson.....	Missouri	1976	
	127	Archie Griffin.....	at Illinois	1975	119	Archie Griffin.....	TCU	1973	
	127	Cornelius Greene.....	Illinois	1974	306.	118	Carlos Hyde.....	vs. Michigan State	2013
	127	Jim Otis.....	at Northwestern	1969		118	Michael Wiley.....	Minnesota	1999
	127	Donald Clark.....	Northwestern	1957		118	Eddie George.....	at Indiana	1994
	127	Fred Morrison.....	vs California	1950		118	Raymont Harris.....	Purdue	1993
250.	126	John Brockington.....	at Michigan	1970		118	Raymont Harris.....	Illinois	1990
	126	Vince Workman.....	Michigan	1986		118	Greg Hare.....	at Wisconsin	1972
	126	Eddie George.....	Pitt	1994		118	Willard Sander.....	SMU	1964
253.	125	J.T. Barrett.....	Michigan	2016		118	Tom Matte.....	at Iowa	1960
	125	Lydell Ross.....	Michigan State	2003		118	Donald Clark.....	at Wisconsin	1957
255.	124	Ezekiel Elliott.....	Western Michigan	2015	315.	117	Carlos Hyde.....	Indiana	2013
	124	Lydell Ross.....	at Indiana	2001		117	Antonio Pittman.....	at Iowa	2006
	124	Eddie George.....	Illinois	1994		117	Pepe Pearson.....	Michigan	1996
	124	Carlos Snow.....	Indiana	1991		117	Calvin Murray.....	Syracuse	1980
	124	Scottie Graham.....	Indiana	1989		117	Calvin Murray.....	at UCLA	1979
	124	Tim Spencer.....	Michigan	1982		117	Leophus Hayden.....	Michigan	1970
	124	Archie Griffin.....	Minnesota	1975		117	John Brockington.....	Duke	1970
	124	Ron Maciejowski.....	at Wisconsin	1968	322.	116	Chris Wells.....	at Minnesota	2007
	124	Robert Ferguson.....	at Wisconsin	1961		116	Antonio Pittman.....	Minnesota	2006
	124	Howard Cassady.....	Indiana	1955		116	Jeff Logan.....	at Minnesota	1976
	124	Oliver Cline.....	Illinois	1945		116	Harold Henson.....	Indiana	1972
266.	123	Mike Weber.....	at Oklahoma	2016		116	John Mummey.....	Oregon	1961
	123	Pepe Pearson.....	Minnesota	1996		116	Loren White.....	Indiana	1958
	123	Vince Workman.....	Northwestern	1986		116	Robert Watkins.....	at Penn	1953
	123	Bruce Elia.....	at Indiana	1973	329.	115	Keith Byars.....	at Michigan	1983
	123	Morris Bradshaw.....	Wisconsin	1971		115	Calvin Murray.....	at Michigan State	1980
	123	Jospeh Whisler.....	at Illinois	1946		115	James Roseboro.....	Nebraska	1956
272.	122	Ezekiel Elliott.....	at Virginia Tech	2015		115	Les Horvath.....	Indiana	1944
	122	Derek Combs.....	at Wisconsin	2000	333.	114	Ezekiel Elliott.....	Minnesota	2015
	122	Eddie George.....	at Pitt	1995		114	Dan Herron.....	at Illinois	2011
	122	Harold Henson.....	at Wisconsin	1972		114	Ron Springs.....	Miami (Fla.)	1977
	122	Paul Warfield.....	at Michigan	1961		114	Jim Otis.....	at Michigan	1967
	122	Thomas James.....	vs Illinois	1942		114	John Mummey.....	at Illinois	1962
	122	Eugene Fekete.....	Purdue	1942		114	Oliver Cline.....	Missouri	1945
279.	121	Ezekiel Elliott.....	Michigan	2014		114	Paul Sarringhaus.....	Iowa Seahawks	1942
	121	Michael Wiley.....	Wyoming	1997	340.	113	Carlos Hyde.....	vs. Clemson	2013
	121	Keith Byars.....	at Michigan State	1984		113	Brandon Saine.....	at Indiana	2009
	121	Jim Otis.....	TCU	1969		113	Jonathan Wells.....	Miami (Ohio)	2000
	121	Rex Kern.....	Northwestern	1968		113	Paul Campbell.....	Northwestern	1979
	121	Les Horvath.....	Iowa	1944		113	Jeff Logan.....	at Wisconsin	1976
	121	Les Horvath.....	Missouri	1944		113	Cornelius Greene.....	Texas Christian	1973
286.	120	Michael Wiley.....	Michigan	1998		113	Rex Kern.....	Duke	1970
	120	Robert Smith.....	Minnesota	1990		113	Paul Warfield.....	Indiana	1962
	120	Keith Byars.....	Iowa	1984		113	Howard Cassady.....	Wisconsin	1952
	120	Calvin Murray.....	at Northwestern	1980	349.	112	Jeff Logan.....	Michigan State	1976
	120	Archie Griffin.....	Iowa	1975		112	Pete Johnson.....	Penn State	1975
	120	Cornelius Greene.....	at UCLA	1975		112	Archie Griffin.....	Wisconsin	1974
	120	Paul Huff.....	at Michigan State	1967		112	Richard Galbos.....	at Illinois	1971
	120	Willard Sander.....	Southern California	1964		112	Robert Ferguson.....	at Michigan State	1960
	120	Howard Cassady.....	Northwestern	1953		112	Donald Clark.....	Indiana	1956
	120	Paul Sarringhaus.....	Wisconsin	1945		112	Robert Watkins.....	at Illinois	1954
296.	119	Maurice Clarett.....	Michigan	2002		112	Robert Watkins.....	Michigan State	1953
	119	Jonathan Wells.....	Akron	2001		112	Gerald Krall.....	at Northwestern	1948
	119	Michael Wiley.....	Cincinnati	1999	358.	111	Mike Weber.....	at Michigan State	2016
	119	Michael Wiley.....	Minnesota	1998		111	Carlos Hyde.....	at Purdue	2013
	119	Pepe Pearson.....	Rice	1996		111	Chris Wells.....	Youngstown State	2008
	119	Robert Smith.....	Minnesota	1992		111	Antonio Pittman.....	Northern Illinois	2006
	119	John Wooldridge.....	at Colorado	1985		111	Pepe Pearson.....	vs. Arizona State	1997

RUSHING RECORDS

111	Pepe Pearson	Illinois	1997	104	Maurice Clarett	Indiana	2002		
111	Archie Griffin	Michigan	1974	104	Eddie George	at Michigan	1995		
111	Jim Otis	at Washington	1969	104	Eddie George	Purdue	1995		
111	Thomas Barrington	Iowa	1963	104	Eddie George	Wisconsin	1994		
111	Loren White	Purdue	1959	104	George Cooper	Iowa	1985		
111	Ray Hamilton	Missouri	1949	104	John Wooldridge	Indiana	1985		
369.	110	Terrelle Pryor	vs. Toledo	2009	104	Ron Springs	Wisconsin	1977	
110	Terrelle Pryor	Illinois	2008	104	Rod Gerald	Michigan State	1976		
110	Antonio Pittman	Penn State	2006	104	James Roseboro	Northwestern	1955		
110	Lydell Ross	at Penn State	2003	104	Howard Cassady	California	1954		
110	Eddie George	Iowa	1995	104	Gerald Krall	at Michigan	1949		
110	Tim Spencer	at Michigan	1981	104	James Clark	Wisconsin	1948		
110	Jeff Logan	Missouri	1976	104	Les Horvath	Michigan	1944		
110	Louis Fisher	Wisconsin	1941	436.	103	Brandon Saine	Marshall	2010	
377.	109	Ezekiel Elliott	Penn State	2014	103	Brandon Saine	Iowa	2009	
109	Joe Montgomery	Pitt	1996	103	Pepe Pearson	Pitt	1996		
109	Scottie Graham	vs. Northwestern	1991	103	Raymont Harris	Michigan State	1993		
109	Keith Byars	vs. Southern California	1985	103	John Wooldridge	Washington State	1985		
109	Ricky Johnson	at Indiana	1978	103	Calvin Murray	Northwestern	1978		
109	Paul Campbell	Baylor	1978	103	Rudy Hubbard	Michigan	1967		
109	Bo Rein	Wisconsin	1966	103	Robert Klein	Oregon	1961		
109	John Mummey	North Carolina	1962	103	Walter Klevay	Pitt	1950		
109	Robert Ferguson	Michigan State	1959	103	Gerald Krall	at Southern California	1949		
386.	108	Ezekiel Elliott	Northern Illinois	2015	103	Ernest Parks	at Pitt	1943	
108	Tom Matte	Wisconsin	1960	447.	102	J.T. Barrett	Penn State	2015	
108	Ron Maciejowski	Wisconsin	1969	102	Braxton Miller	Iowa	2013		
108	Archie Griffin	at Illinois	1973	102	Raymont Harris	Washington	1993		
108	Archie Griffin	at Michigan State	1975	102	Robert Smith	at Boston College	1990		
108	Tim Spencer	Northwestern	1981	102	Scottie Graham	at Northwestern	1989		
108	Jimmy Gayle	Wisconsin	1982	102	Jim Otis	Oregon	1968		
108	Eddie George	at Washington	1994	102	Donald Clark	Washington	1958		
394.	107	Ezekiel Elliott	Indiana	2014	454.	101	J.T. Barrett	at Rutgers	2015
107	J.T. Barrett	Rutgers	2014	101	Ezekiel Elliott	Hawai'i	2015		
107	Archie Griffin	Wisconsin	1975	101	Antonio Pittman	Michigan State	2005		
107	Ron Springs	at Indiana	1976	101	Jonathan Wells	Purdue	2001		
107	Maurice Hall	Bowling Green	2003	101	Pepe Pearson	at Missouri	1997		
399.	106	Ezekiel Elliott	Maryland	2015	101	Eddie George	vs. Tennessee	1996	
106	Chris Wells	vs. Texas	2008	101	Keith Byars	Michigan	1984		
106	Chris Wells	Minnesota	2008	101	Vaughn Broadnax	Baylor	1982		
106	Pepe Pearson	Iowa	1997	101	John Brockington	vs Stanford	1971		
106	Willard Sander	Iowa	1965	101	Jim Otis	vs Southern California	1969		
106	Keith Byars	Purdue	1985	101	Dave Brungard	SMU	1968		
106	Willard Sander	Minnesota	1965	101	Robert Ferguson	Oregon	1961		
106	Oliver Cline	at Pitt	1946	101	James Roseboro	at Illinois	1956		
407.	105	J.T. Barrett	Michigan State	2016	467.	100	Curtis Samuel	vs. Kent State	2014
105	Jordan Hall	UAB	2012	100	Braxton Miller	at Michigan	2011		
105	Braxton Miller	Penn State	2011	100	Chris Wells	Northwestern	2007		
105	Braxton Miller	Indiana	2011	100	Antonio Pittman	Miami (OH)	2005		
105	Carlos Hyde	Indiana	2011	100	Michael Wiley	Michigan State	1998		
105	Antonio Pittman	Indiana	2006	100	Joe Montgomery	at Northwestern	1998		
105	Eddie George	at Penn State	1995	100	Carlos Snow	at Northwestern	1989		
105	Eddie George	Houston	1994	100	Vince Workman	at Illinois	1985		
105	Jeff Cothran	Arizona	1991	100	Rod Gerald	at Iowa	1977		
105	Calvin Murray	Southern Methodist	1978	100	Richard Galbos	Wisconsin	1971		
105	Archie Griffin	Northwestern	1973	100	Donald Lamka	Iowa	1971		
105	David Francis	Oregon	1962	100	Matt Snell	Penn State	1963		
105	Donald Clark	at Illinois	1958	100	John Mummey	at Indiana	1961		
105	Robert Watkins	Iowa	1954	100	Howard Cassady	at Wisconsin	1955		
421.	104	Carlos Hyde	at Nebraska	2011	100	Robert Watkins	at Illinois	1952	
104	Terrelle Pryor	Minnesota	2009						


RECEIVING RECORDS



SAMUEL



GALLOWAY



WARFIELD

YEAR-BY-YEAR LEADERS

Year	Name	Receptions	Yards
2016	Curtis Samuel	74	865
2015	Michael Thomas	56	781
2014	Michael Thomas	54	799
2013	Corey Brown	63	771
2012	Corey Brown	60	669
2011	Devin Smith	14	294
	Corey Brown	14	205
	Jake Stoneburner	14	193
2010	Dane Sanzenbacher	55	948
2009	DeVier Posey	60	828
2008	Brian Robiskie	42	535
2007	Brian Robiskie	55	935
2006	Ted Ginn, Jr.	59	781
2005	Santonio Holmes	53	977
2004	Santonio Holmes	55	769
2003	Michael Jenkins	55	834
2002	Michael Jenkins	61	1,076
2001	Michael Jenkins	49	988
2000	Ken-Yon Rambo	53	794
1999	Reggie Germany	43	656
1998	David Boston	85	1,435
1997	David Boston	73	970
1996	Dimitrious Stanley	43	829
1995	Terry Glenn	64	1,411
1994	Joey Galloway	44	669

Year	Name	Receptions	Yards
1993	Joey Galloway	47	946
1992	Brian Stablein	53	643
1991	Bernard Edwards	27	381
1990	Bobby Olive	41	652
1989	Jeff Graham	32	608
1988	Jeff Ellis	40	492
1987	Everett Ross	29	585
1986	Cris Carter	69	1,127
1985	Cris Carter	58	950
1984	Keith Byars	42	479
1983	John Frank	45	641
1982	Gary Williams	40	690
1981	Gary Williams	50	941
1980	Doug Donley	43	887
1979	Doug Donley	37	800
1978	Doug Donley	24	510
1977	Ron Springs	16	90
1976	James Harrell	14	288
1975	Brian Baschnagel	24	362
1974	Brian Baschnagel	19	244
1973	Fred Pagac	9	159
1972	Rick Galbos	11	235
1971	Dick Wakefield	31	432
1970	Jan White	17	171
1969	Bruce Jankowski	23	404
	Jan White	23	308

Year	Name	Receptions	Yards
1968	Bruce Jankowski	31	328
1967	Billy Anders	28	403
1966	Billy Anders	55	671
1965	Bo Rein	29	328
1964	Bo Rein	22	320
1963	Paul Warfield	22	266
1962	Paul Warfield	8	139
1961	Charles Bryant	15	270
1960	Charles Bryant	17	336
1959	Charles Bryant	11	153
	James Houston	11	214
1958	Dick LeBeau	8	110
	Donald Clark	8	110
1957	Leo Brown	7	83
	Dick LeBeau	7	91
1956	Leo Brown	8	151
1955	Paul Michael	4	50
1954	Howard Cassady	12	137
1953	Thomas Hague	19	275
1952	Bob Grimes	39	534
1951	Bob Joslin	18	281
1950	Thomas Watson	23	461
1949	Ray Hamilton	15	347
1948	Alex Verdova	12	117
1947	Fred Morrison	7	113
1946	Cecil Soudere	9	157

RECEIVING RECORDS

INDIVIDUAL RECEIVING RECORDS

Pass Receptions - Game

		Player	Opponent.....Year
1.	14	David Boston	at Penn State.....1997
2.	13	David Boston	at Indiana 1996
	13	Gary Williams	Florida State..... 1981
4.	12	Corey Brown	at Michigan State 2012
	12	Brian Stablein	Michigan.....1992
	12	Billy Anders	Washington1966
	12	Bob Grimes	Pitt 1952
8.	11	Dee Miller	at Indiana 1998
	11	David Boston	vs. Texas A&M 1998
	11	Dick Wakefield	Colorado.....1971
11.	10	Ted Ginn, Jr.	Bowling Green 2006
	10	Santonio Holmes	Marshall.....2004
	10	Santonio Holmes	at Northwestern2004
	10	David Boston	Minnesota..... 1998
	10	David Boston	Michigan.....1998
	10	Dimitrious Stanley	Wisconsin..... 1996
	10	John Frank	at Michigan.....1983
18.	9	Curtis Samuel	vs. Clemson.....2017
	9	Curtis Samuel	Bowling Green 2016
	9	Dane Sanzenbacher	Eastern Michigan 2010
	9	DeVier Posey	at Purdue..... 2009
	9	Dane Sanzenbacher	vs. Oregon..... 2009
	9	Brian Robiskie	Youngstown State2007
	9	Ted Ginn, Jr.	at Michigan..... 2005
	9	Michael Jenkins	at Michigan.....2003
	9	David Boston	Missouri 1998
	9	Terry Glenn	at Pitt 1995
	9	Terry Glenn	at Penn State..... 1995
	9	Buster Tillman	at Washington1994
	9	Joey Galloway	Michigan State1993
	9	Bob Grimes	Washington State 1952
	9	Billy Anders	Wisconsin 1966
	9	Cris Carter	vs. Southern California..... 1985
	9	Robert Joslin	Iowa 1952
	9	Keith Byers	Purdue.....1984
	9	Brian Stablein	Wisconsin 1992

Pass Receptions - Season

		Player	Yards.....Year
1.	85	David Boston	1,435 1998
2.	74	Curtis Samuel	865 2016
3.	73	David Boston	9701997
4.	69	Cris Carter	1,127 1986
5.	64	Terry Glenn	1,411..... 1995
6.	63	Corey Brown	771..... 2013
7.	61	Michael Jenkins	1,076..... 2002
8.	60	Corey Brown	669 2012
	60	DeVier Posey	828 2009
10.	59	Dee Miller	915 1998
	59	Ted Ginn, Jr.	781 2006
12.	58	Dee Miller	981.....1997
	58	Cris Carter	950 1985
14.	56	Michael Thomas	781..... 2015

15.	55	Dane Sanzenbacher	948 2010
	55	Brian Robiskie	935 2007
	55	Santonio Holmes	769 2004
	55	Michael Jenkins	834 2003
	55	Billy Anders	671 1966
20.	54	Michael Thomas	799 2014
21.	53	Santonio Holmes	977 2005
	53	Ken-Yon Rambo	794 2000
	53	Brian Stablein	643 1992
24.	52	Brian Hartline	694 2007
25.	51	Anthony Gonzalez	734 2006
	51	Ted Ginn, Jr.	803 2005

Pass Receptions - Career

		Player	Yards..... Years
1.	191	David Boston	2,855 1996-98
2.	168	Cris Carter	2,725 1984-86
3.	165	Michael Jenkins	2,898 1999-03
4.	154	Gary Williams	2,792 1979-82
5.	145	Corey Brown	1,750 2010-13
6.	140	Santonio Holmes	2,295 2003-05
7.	135	Ted Ginn, Jr.	1,943 2004-06
8.	132	Dee Miller	2,090 1995-98
9.	127	Brian Robiskie	1,866 2005-08
10.	124	Dane Sanzenbacher	1,879 2007-10
11.	121	Devin Smith	2,503 2011-14
	121	John Frank	1,418 1980-83
13.	113	Michael Thomas	1,602 2012-15
14.	108	Joey Galloway	1,894 1991-94
	108	Billy Anders	1,318 1965-67
16.	107	Curtis Samuel	1,249 2014-16
17.	106	Ken-Yon Rambo	1,849 1997-00
	106	Doug Donley	2,252 1977-80
19.	99	Jeff Graham	1,812 1988-90
20.	96	Brian Stablein	1,289 1989-92
21.	91	Bobby Olive	1,419 1987-90
22.	90	Brian Hartline	1,429 2006-08
23.	88	Buster Tillman	1,277 1993-96
24.	87	Anthony Gonzalez	1,286 2004-05
25.	83	DeVier Posey	1,107 2008-11

Pass Reception Yards - Game

		Player	Rec.	OpponentYear
1.	253	Terry Glenn	9	at Pitt 1995
2.	224	Santonio Holmes	10	Marshall.....2004
3.	220	Gary Williams	13	Florida State..... 1981
4.	217	David Boston	10	Michigan..... 1998
5.	199	Dimitrious Stanley	10	Wisconsin 1996
6.	191	David Boston	10	Minnesota 1998
7.	187	Robert Grimes	9	Washington State 1952
8.	186	Joey Galloway	9	Michigan State1993
9.	181	Ken-Yon Rambo	7	Ohio 1999
10.	179	Ken-Yon Rambo	7	Iowa 1999

RECEIVING RECORDS

Pass Reception Yards - Season..... Rec.....Year

1.	1,435	David Boston.....	85.....	1998
2.	1,411	Terry Glenn.....	64.....	1995
3.	1,127	Cris Carter.....	69.....	1986
4.	1,076	Michael Jenkins.....	61.....	2002
5.	981	Dee Miller.....	58.....	1997
6.	977	Santonio Holmes.....	53.....	2005
7.	970	David Boston.....	73.....	1997
8.	950	Cris Carter.....	58.....	1985
9.	948	Dane Sanzenbacher.....	55.....	2010
10.	946	Joey Galloway.....	47.....	1993
11.	941	Gary Williams.....	50.....	1981
12.	935	Brian Robiskie.....	55.....	2007
13.	931	Devin Smith.....	33.....	2014
14.	915	Dee Miller.....	59.....	1998
15.	887	Doug Donley.....	43.....	1980
16.	865	Curtis Samuel.....	74.....	2016
17.	834	Michael Jenkins.....	55.....	2003
18.	833	Ken-Yon Rambo.....	41.....	1999
19.	829	Dimitrious Stanley.....	43.....	1996
20.	828	DeVier Posey.....	60.....	2009

Pass Reception Yards - Career Rec.....Years

1.	2,898	Michael Jenkins.....	165.....	2000-03
2.	2,855	David Boston.....	191.....	1996-98
3.	2,792	Gary Williams.....	154.....	1979-82
4.	2,725	Cris Carter.....	168.....	1984-86
5.	2,503	Devin Smith.....	121.....	2011-14
6.	2,295	Santonio Holmes.....	140.....	2003-05
7.	2,252	Doug Donley.....	106.....	1977-80
8.	2,090	Dee Miller.....	132.....	1995-98
9.	1,943	Ted Ginn, Jr.....	135.....	2004-06
10.	1,894	Joey Galloway.....	108.....	1991-94
11.	1,879	Dane Sanzenbacher.....	124.....	2007-10
12.	1,866	Brian Robiskie.....	127.....	2005-08
13.	1,849	Ken-Yon Rambo.....	106.....	1997-00
14.	1,809	Jeff Graham.....	99.....	1988-90
15.	1,750	Corey Brown.....	145.....	2010-13
16.	1,707	Cedric Anderson.....	79.....	1980-83
17.	1,677	Terry Glenn.....	79.....	1993-95
18.	1,602	Michael Thomas.....	113.....	2012-15
19.	1,481	John Frank.....	121.....	1980-83
20.	1,429	Brian Hartline.....	90.....	2006-08
21.	1,419	Bobby Olive.....	91.....	1987-90
22.	1,289	Brian Stablein.....	96.....	1989-92
23.	1,286	Anthony Gonzalez.....	87.....	2004-06
24.	1,277	Buster Tillman.....	88.....	1993-96
25.	1,268	Reggie Germany.....	80.....	1997-00

Average Yards Per Catch - Game (min. 5 catches)

	Rec-Yds	Opponent.....	Year
1.	32.6	David Boston	5-163 at Iowa..... 1998
2.	30.0	Santonio Holmes	5-150 Michigan State..... 2005
3.	29.0	Devin Smith	5-145 California..... 2012
4.	28.1	Terry Glenn	9-253 at Pitt..... 1995
5.	27.6	Doug Donley	5-138 Washington State..... 1979
6.	26.5	Robert Brugge	6-159 Pitt..... 1946
7.	25.9	Ken-Yon Rambo	7-181 Ohio..... 1999
8.	25.6	Ken-Yon Rambo	7-179 Iowa..... 1999
9.	25.5	Santonio Holmes	6-153 at Indiana..... 2003
10.	25.4	Cris Carter	5-127 Minnesota..... 1986
11.	25.2	Dane Sanzenbacher	5-126 vs. Toledo..... 2009
12.	25.0	Joey Galloway	6-150 at Wisconsin..... 1993

Average Yards Per Catch - Season (min. 20 catches)

	Rec-Yds.....	Year
1.	28.2	Devin Smith 33-931..... 2014
2.	27.6	Cedric Anderson 20-552..... 1982
3.	22.8	Brian Hartline 21-479..... 2008
4.	22.0	Terry Glenn 64-1,411..... 1995
5.	21.6	Doug Donley 37-800..... 1979
6.	21.3	Doug Donley 24-510..... 1978
7.	20.6	Devin Smith 30-618..... 2012
	20.6	Doug Donley 43-887..... 1980
9.	20.3	Ken-Yon Rambo 41-833..... 1999
10.	20.2	Everett Ross 29-585..... 1987
	20.2	Michael Jenkins 49-988..... 2001

Average Yards Per Catch - Career (min. 50 catches)

	Rec-Yds.....	Years
1.	21.3	Cedric Anderson 80-1,707..... 1980-83
2.	21.2	Doug Donley 106-2,252..... 1977-80
	21.2	Terry Glenn 79-1,677..... 1993-95
4.	20.7	Devin Smith 121-2,503..... 2011-14
5.	18.3	Jeff Graham 99-1,809..... 1988-90
6.	18.1	Gary Williams 154-2,792..... 1979-82
7.	18.0	Dimitrious Stanley 63-1,136..... 1993-96
8.	17.7	Thad Jemison 51-902..... 1980-83
9.	17.6	Michael Jenkins 165-2,898..... 2000-03
10.	17.5	Joey Galloway 108-1,894..... 1991-94
11.	17.4	Ken-Yon Rambo 106-1,849..... 1997-00
12.	16.4	Santonio Holmes 140-2,295..... 2003-05
13.	16.2	Cris Carter 168-2,725..... 1984-86
14.	16.1	Mike Lanese 73-1,175..... 1982-85
15.	15.9	Brian Hartline 90-1,429..... 2006-08
	15.9	Reggie Germany 80-1,268..... 1997-00
17.	15.8	Dee Miller 132-2,090..... 1995-98
	15.8	Chris Sanders 71-1,120..... 1992-94
19.	15.6	Bobby Olive 91-1,419..... 1987-90
20.	15.2	Dane Sanzenbacher 124-1,879..... 2007-10
	15.2	Jeff Heurman 52-792..... 2011-14
22.	15.1	Robert Grimes 50-755..... 1950-52
23.	15.0	David Boston 191-2,855..... 1996-98
24.	14.8	Anthony Gonzalez 87-1,286..... 2004-06
25.	14.7	Brian Robiskie 127-1,866..... 2005-08
	14.7	Bruce Jankowski 66-967..... 1968-70

RECEIVING RECORDS

Receptions Per Game - Season

	Rec	Games	Year
1.	7.1	David Boston	85.....12.....1998
2.	6.1	Billy Anders	55.....9.....1966
3.	5.6	Curtis Samuel	74.....13.....2016
	5.6	David Boston	73.....13.....1997
5.	5.3	Terry Glenn	64.....12.....1995
6.	5.3	Cris Carter	69.....13.....1986
7.	5.0	Corey Brown	60.....12.....2012
8.	4.8	Cris Carter	58.....12.....1985
9.	4.6	DeVier Posey	60.....13.....2009
10.	4.6	Santonio Holmes	55.....12.....2004
11.	4.5	Corey Brown	63.....14.....2013
	4.5	Dee Miller	58.....13.....1997
13.	4.4	Santonio Holmes	53.....12.....2005
	4.4	Ken-Yon Rambo	53.....12.....2000
	4.4	Brian Stablein	53.....12.....1992
	4.4	Michael Jenkins	61.....14.....2002

Receptions Per Game - Career

	Rec	Games	Years
1.	5.2	David Boston	191.....37.....1996-98
2.	4.5	Cris Carter	168.....37.....1984-86
3.	4.0	Billy Anders	108.....27.....1965-67
4.	3.9	Santonio Holmes	140.....36.....2003-05
5.	3.6	Ted Ginn, Jr.	135.....37.....2004-06
6.	3.2	Michael Jenkins	165.....51.....2000-03
	3.2	Robert Rein	77.....24.....1964-66
	3.2	Gary Williams	154.....48.....1979-82
9.	3.0	Corey Brown	145.....48.....2010-13
	3.0	Joey Galloway	108.....36.....1991-94
11.	2.9	Michael Thomas	113.....39.....2012-15
	2.9	Jeff Graham	99.....34.....1988-90
13.	2.8	DeVier Posey	83.....29.....2008-11
14.	2.6	Curtis Samuel	107.....41.....2016
	2.6	Brian Hartline	69.....26.....2006-07
	2.6	Dee Miller	132.....50.....1995-98
	2.6	Anthony Gonzalez	87.....33.....2004-06
	2.6	John Frank	121.....47.....1980-83

Touchdown Receptions - Game

		Opponent	Year
1.	4	Noah Brown	at Oklahoma.....2016
	4	Dane Sanzenbacher	Eastern Michigan.....2010
	4	Terry Glenn	at Pitt.....1995
	4	Bob Grimes	Washington State.....1952
4.	3	Devin Smith	vs. Wisconsin.....2014
	3	Jalin Marshall	Indiana.....2014
	3	Jake Stoneburner	Akron.....2011
	3	Brian Robiskie	Northwestern.....2007
	3	Joey Galloway	Purdue.....1994
	3	Alex Verdova	Wisconsin.....1948
	3	Joey Galloway	Michigan State.....1993

Touchdown Receptions - Season

		Year
1.	17	Terry Glenn.....1995
2.	14	David Boston.....1997
3.	13	David Boston.....1998
4.	12	Devin Smith.....2014
5.	11	Dane Sanzenbacher.....2010
	11	Brian Robiskie.....2007
	11	Santonio Holmes.....2005
	11	Joey Galloway.....1993
	11	Cris Carter.....1986
10.	10	Corey Brown.....2013

Touchdown Receptions - Career

		Years
1.	34	David Boston.....1996-98
2.	30	Devin Smith.....2011-14
3.	27	Cris Carter.....1984-86
4.	25	Santonio Holmes.....2003-05
5.	24	Brian Robiskie.....2005-08
6.	19	Dane Sanzenbacher.....2007-10
	19	Joey Galloway.....1991-94
8.	18	Michael Thomas.....2012-15
	18	Devin Smith.....2011-present
10.	17	Terry Glenn.....1993-95
11.	16	Michael Jenkins.....2000-03
	16	Doug Donley.....1977-80
	16	Gary Williams.....1979-82
14.	15	Corey Brown.....2010-13
	15	Ted Ginn, Jr.....2004-06
16.	13	Jake Stoneburner.....2009-12
	13	Anthony Gonzalez.....2004-06
	13	Dimitrious Stanley.....1993-96
19.	12	Brian Hartline.....2006-08
	12	Cedric Anderson.....1980-83
	12	Jeff Graham.....1988-90

Consecutive Games Catching a Pass - Career

		Years
1.	48	Gary Williams.....1979-82

Most 100-Yard Games in a Season

		Year
1.	9	David Boston.....1998
2.	7	Terry Glenn.....1995
3.	5	Cris Carter.....1986
4.	4	Michael Jenkins.....2001
	4	David Boston.....1997
	4	Joey Galloway.....1993
	4	Doug Donley.....1979

Most 100-Yard Games in a Career

		Years
1.	14	David Boston.....1996-98
2.	10	Michael Jenkins.....2001-03
3.	9	Cris Carter.....1984-86
4.	8	Gary Williams.....1979-82
5.	7	Terry Glenn.....1993-95
	7	Jeff Graham.....1988-90
	7	Doug Donley.....1977-80

Consecutive Games with 100 Yards Receiving

		Span
1.	5	Cris Carter..... Oct. 18, 1986 - Nov. 15, 1986
2.	3	David Boston..... Nov. 14, 1998 - Jan. 1, 1999
	3	David Boston..... Oct. 17, 1998 - Oct. 31, 1998
	3	Terry Glenn..... Sept. 23, 1995 - Oct. 7, 1995

RECEIVING RECORDS

Two Receivers with 100-Yards In A Game

2005	vs. Notre Dame	Ted Ginn, Jr., 167
		Santonio Holmes, 124
2003	Michigan	Michael Jenkins, 132
		Santonio Holmes, 121
2000	at Iowa	Ken-Yon Rambo, 130
		Reggie Germany, 123
1998	at Indiana	Dee Miller, 159
		David Boston, 110
1998	at West Virginia	David Boston, 129
		Dee Miller, 110
1997	at Penn State	David Boston 153
		Dee Miller, 149
1981	at Purdue	Gary Williams, 126
		Cedric Anderson, 117
1981	Florida State	Gary Williams, 220
		Cedric Anderson, 158
1980	vs. Penn State	Doug Donley, 122
		Gary Williams, 112
1980	Illinois	Doug Donley, 137
		Gary Williams, 120
1980	vs. Southern California	Gary Williams, 131
		Doug Donley, 110
1974	Indiana	Brian Baschnagel, 111
		David Hazel, 108
1952	Pittsburgh	Robert Grimes, 143
		Fred Bruney, 101
1951	Iowa	Robert Joslin, 117
		Robert Grimes, 110

Receptions by a Tight End - Game		Opponent.....Year
1.	12	Billy Anders Washington 1966
	12	Bob Grimes Pitt 1952
3.	10	John Frank at Michigan.....1983
4.	9	Bob Grimes Washington State 1952
	9	Billy Anders Wisconsin 1966

Receptions by a Tight End - Season		Year
1.	55	Billy Anders 1966
2.	45	John Frank1983
	45	John Frank 1981
4.	40	Jeff Ellis1988
5.	39	Bob Grimes 1952

Receptions by a Tight End - Career		Yards Years
1.	121	John Frank 1,4811980-83
2.	108	Billy Anders 1,2181965-67
3.	70	Jeff Ellis 863..... 1987-89
4.	68	Cedric Saunders 853.....1990-93
5.	66	Bruce Jankowski 9671968-70
6.	61	Jan White 7621968-70
7.	58	Ben Hartsock 519.....1999-03
8.	57	Ed Taggart 5751984-86
9.	55	Nick Vannett 585.....2012-15
10.	54	Robert Joslin 720 1951-53

Receiving Yards by a Tight End - Game Opponent.....Year		
1.	187	Robert Grimes Washington State 1952
2.	162	Billy Anders Washington 1966
3.	143	Robert Grimes Pittsburgh 1952
4.	123	John Frank at Michigan.....1983
5.	117	Robert Joslin Iowa 1951

Receiving Yards by a Tight End - Season		Year
1.	671	Billy Anders 1966
2.	641	John Frank1983
3.	575	Rickey Dudley 1995
4.	534	Bob Grimes 1952
5.	492	Jeff Ellis1988

Receiving Yards by a Tight End - Career		Years
1.	1,481	John Frank1980-83
2.	1,218	Billy Anders 1965-67
3.	967	Bruce Jankowski..... 1968-70
4.	863	Jeff Ellis1987-91
5.	853	Cedric Saunders1990-93
6.	792	Jeff Heuerman2011-14
7.	762	Jan White 1968-70
8.	759	Charles Bryant.....1959-61
9.	757	John Lumpkin.....1996-98
10.	755	Robert Grimes1950-52

Touchdown Receptions by a Tight End - Career		Years
1.	13	Jake Stoneburner2009-12
2.	10	John Lumpkin.....1996-98
3.	9	Darnell Sanders1999-01
	9	Rickey Dudley1994-95
	9	John Frank1980-83
	9	Charles Bryant.....1959-61
7.	8	Jan White 1968-70
	8	Robert Grimes1950-52
9.	7	Jeff Heuerman2011-14
10.	6	Nick Vannett.....2012-15
	6	Billy Anders 1965-67

RECEIVING RECORDS



GLENN



SMITH

Ohio State's 158 100-Yard Receiving Games

Yards	Player	Opponent.....	Year
1. 253	Terry Glenn	at Pitt	1995
2. 224	Santonio Holmes	Marshall.....	2004
3. 220	Gary Williams	Florida State.....	1981
4. 217	David Boston	Michigan.....	1998
5. 199	Dimitrios Stanley	Wisconsin.....	1996
6. 191	David Boston	Minnesota.....	1998
7. 187	Robert Grimes	Washington State.....	1952
8. 186	Joey Galloway	Michigan State	1993
9. 181	Ken-Yon Rambo	Ohio.....	1999
10. 179	Ken-Yon Rambo	Iowa.....	1999
11. 177	Curtis Samuel	Bowling Green	2016
12. 175	Terry Glenn	at Penn State.....	1995
13. 172	Michael Jenkins	at Penn State.....	2001
172	Cris Carter	vs Southern California.....	1985
15. 172	Richard Wakefield	Colorado.....	1971
16. 171	David Boston	at Northwestern	1998
17. 167	Ted Ginn, Jr.	vs. Notre Dame	2005
18. 164	Ken-Yon Rambo	Cincinnati.....	1999
19. 163	David Boston	at Iowa.....	1998
20. 162	Bill Anders	Washington	1966
21. 161	DeVier Posey	Minnesota.....	2009
22. 159	Dee Miller	at Indiana	1998
159	Robert Brugge	Pitt	1946
24. 158	Cedric Anderson	Florida State.....	1981
25. 155	Michael Jenkins	Illinois	2001
26. 153	Brian Robiskie	Youngstown State	2007
153	Santonio Holmes	at Indiana	2003
153	David Boston	at Penn State.....	1997
153	David Boston	at Indiana	1996
30. 152	Michael Jenkins	vs. South Carolina.....	2002
31. 150	Santonio Holmes	Michigan State	2005
150	Joey Galloway	at Wisconsin.....	1993
33. 149	Devin Smith	at California	2013
149	Dee Miller	at Penn State.....	1997
149	Terry Glenn	Iowa.....	1995
36. 147	Michael Jenkins	at Illinois	2002
147	Cris Carter	at Illinois	1985
38. 146	Joey Galloway	vs. Alabama.....	1995
39. 145	Devin Smith	California	2012
40. 144	Jeff Graham	at Purdue.....	1990
41. 143	Robert Grimes	Pitt	1952
42. 142	Anthony Gonzalez	at Texas	2006
43. 139	Thomas Watson	SMU.....	1950
44. 138	Ted Ginn, Jr.	Illinois	2005
138	Chris Vance	Purdue.....	2001
138	Doug Donley	Washington State.....	1979
47. 137	Curtis Samuel	Nebraska.....	2016
137	Devin Smith	vs. Wisconsin.....	2014
137	Doug Donley	Illinois	1980
50. 136	Michael Jenkins	San Jose State	2002
51. 134	Cris Carter	Illinois	1984
52. 133	Doug Donley	Arizona State.....	1980
53. 132	Michael Jenkins	at Michigan.....	2003
54. 131	David Boston	Arizona	1997
131	Cris Carter	Wisconsin	1985
131	Thad Jemison	vs Pitt	1984
131	Gary Williams	vs Southern California.....	1980
58. 130	Ken-Yon Rambo	at Iowa.....	2000
59. 129	Devin Smith	at Michigan State	2014
129	David Boston	at West Virginia.....	1998

RECEIVING RECORDS

61.	128	Terry Glenn	Notre Dame	1995	112.	108	Dane Sanzenbacher	Eastern Michigan	2010
62.	127	Corey Brown	at Northwestern	2013	108	David Boston	Penn State	1998	
	127	Cris Carter	Minnesota	1986	108	Bobby Olive	Oklahoma	1989	
64.	126	Dane Sanzenbacher	vs. Toledo	2009	108	Mike Lanese	at Northwestern	1985	
	126	Gary Williams	at Purdue	1981	108	Dino Dawson	at Northwestern	1984	
66.	124	Santonio Holmes	vs. Notre Dame	2005	108	John Frank	at Oklahoma	1983	
	124	Michael Jenkins	North Carolina State	2003	108	Cedric Anderson	at Illinois	1982	
	124	Dimitrious Stanley	vs. Arizona State	1997	108	David Hazel	Indiana	1974	
69.	123	Ted Ginn, Jr.	Northern Illinois	2006	120.	107	Michael Thomas	Maryland	2015
	123	Michael Jenkins	Purdue	2003	107	Brian Robiskie	at Washington	2007	
	123	Reggie Germany	at Iowa	2000	107	Chris Sanders	Wisconsin	1994	
	123	John Frank	at Michigan	1983	123.	106	Devin Smith	at Indiana	2012
73.	122	Ted Ginn, Jr.	Bowling Green	2006	106	Michael Jenkins	Akron	2001	
	122	Doug Donley	vs Penn State	1980	106	Rickey Dudley	vs. Tennessee	1996	
	122	Doug Donley	Michigan State	1979	106	Buster Tillman	at Washington	1994	
76.	121	Santonio Holmes	at Michigan	2003	106	Brian Stablein	at Michigan State	1992	
	121	Jeff Graham	Wisconsin	1988	106	Paul Warfield	Northwestern	1963	
	121	Cris Carter	at Iowa	1986	129.	105	David Boston	vs. Texas A&M	1999
79.	120	Keith Byars	Purdue	1983	105	Dimitrious Stanley	Penn State	1996	
	120	Gary Williams	Illinois	1980	105	Terry Glenn	vs. Boston College	1995	
	120	Larry Zelina	at Wisconsin	1968	105	Jeff Graham	at Iowa	1990	
82.	119	David Boston	at Michigan State	1997	105	Nate Harris	vs Texas A&M	1987	
83.	118	Anthony Gonzalez	at Michigan State	2006	134.	104	Ted Ginn, Jr.	Michigan	2006
	118	Cris Carter	at Purdue	1986	104	Santonio Holmes	at Indiana	2005	
85.	117	Cedric Anderson	at Purdue	1981	104	Joey Galloway	Washington	1993	
	117	Robert Joslin	Iowa	1951	104	Jeff Graham	at Minnesota	1989	
87.	116	Corey Brown	vs. Clemson	2014	104	Gary Williams	Florida State	1982	
	116	Jeff Heurman	at Purdue	2013	104	Gary Williams	Michigan State	1981	
	116	Brian Robiskie	vs. Texas	2008	104	Robert Joslin	at Iowa	1952	
	116	Mike Lanese	at Michigan State	1984	104	Thomas Watson	at Minnesota	1950	
91.	115	Reggie Germany	UCLA	1999	142.	103	Michael Thomas	at Rutgers	2015
	115	Joey Galloway	Indiana	1993	103	Dee Miller	Illinois	1997	
	115	John Frank	Michigan State	1983	103	Terry Glenn	Indiana	1995	
94.	114	Michael Jenkins	at Wisconsin	2002	103	Terry Glenn	at Minnesota	1995	
95.	113	Dane Sanzenbacher	Marshall	2010	103	Jeff Graham	vs Auburn	1990	
	113	Mike Lanese	at Minnesota	1984	103	Cris Carter	Northwestern	1986	
	113	Gary Williams	at Michigan State	1980	103	Doug Donley	Indiana	1979	
98.	112	David Boston	Missouri	1998	149.	102	Dane Sanzenbacher	at Iowa	2010
	112	Cris Carter	at Wisconsin	1986	102	Keith Byars	at Purdue	1984	
	112	Gary Williams	vs Penn State	1980	102	Cedric Anderson	Northwestern	1981	
101.	111	Michael Wiley	Rice	1996	152.	101	DeVier Posey	vs. Oregon	2009
	111	Brian Stablein	Michigan	1992	101	Chris Vance	at Minnesota	2001	
	111	Brian Baschnagel	Indiana	1974	101	David Boston	at Missouri	1997	
	111	Bill Anders	Wisconsin	1966	101	Jeff Graham	Boston College	1989	
105.	110	Jalin Marshall	at Indiana	2015	101	Fred Bruney	Pitt	1952	
	110	David Boston	at Indiana	1998	101	Ray Hamilton	Missouri	1949	
	110	Dee Miller	at West Virginia	1998	158.	100	Ken-Yon Rambo	Miami (Ohio)	2000
	110	Doug Donley	vs Southern California	1980					
	110	James Houston	Michigan State	1959					
	110	Robert Grimes	Iowa	1951					
111.	109	Jeff Graham	Southern California	1990					

PASSING RECORDS



BARRETT



JONES



MILLER

YEAR-BY-YEAR LEADERS

Year	Name	Yards	Att.	Comp.	Int.	TD	Pct.
2016	J.T. Barrett	2,555	379	233	7	24	61.5
2015	Cardale Jones	1,460	110	176	5	8	62.5
2014	J.T. Barrett	2,834	314	203	10	34	64.6
2013	Braxton Miller	2,094	255	162	7	24	63.5
2012	Braxton Miller	2,039	254	148	6	15	58.3
2011	Braxton Miller	1,159	157	85	4	13	54.1
2010	Joe Bauserman	174	22	16	1	2	72.7
2009	Terrelle Pryor	2,094	295	167	11	18	56.6
2008	Terrelle Pryor	1,311	165	100	4	12	60.6
2007	Todd Boeckman	2,379	299	191	14	25	63.9
2006	Troy Smith	2,542	311	203	6	30	65.3
2005	Troy Smith	2,282	237	149	4	16	62.9
2004	Justin Zwick	1,209	187	98	6	6	52.4
2003	Craig Krenzler	2,040	278	153	10	15	55.0
2002	Craig Krenzler	2,110	249	148	7	12	59.4
2001	Steve Bellisari	1,919	220	119	7	10	54.1
2000	Steve Bellisari	2,319	310	163	13	13	52.6
1999	Steve Bellisari	1,616	224	101	9	12	45.1
1998	Joe Germaine	3,330	384	230	7	25	59.9
1997	Joe Germaine	1,847	210	129	9	16	61.4
1996	Stanley Jackson	1,298	165	87	5	12	52.7
1995	Bobby Hoying	3,269	341	211	12	29	61.9
1994	Bobby Hoying	2,335	301	170	14	19	56.5
1993	Bobby Hoying	1,570	202	109	8	8	54.0
1992	Kirk Herbstreit	1,904	264	155	6	4	58.7
1991	Kent Graham	1,018	153	79	6	4	51.6
1990	Greg Frey	2,062	276	139	16	16	50.4
1989	Greg Frey	2,132	246	144	8	13	58.5
1988	Greg Frey	2,028	293	152	13	8	51.9
1987	Tom Tupa	1,786	242	134	10	12	55.4
1986	Jim Karsatos	2,122	272	145	10	13	53.3
1985	Jim Karsatos	2,311	289	177	8	19	61.2
1984	Mike Tomczak	1,952	244	145	11	10	59.4
1983	Mike Tomczak	1,942	237	131	13	13	55.3
1982	Mike Tomczak	1,602	187	96	11	8	51.3
1981	Art Schlichter	2,551	350	183	10	17	52.3
1980	Art Schlichter	1,930	226	122	9	15	54.0

Year	Name	Yards	Att.	Comp.	Int.	TD	Pct.
1979	Art Schlichter	1,816	200	105	6	14	52.5
1978	Art Schlichter	1,250	175	87	21	4	49.7
1977	Rod Gerald	1,016	114	67	11	4	58.8
1976	Jim Pacent	404	54	28	3	1	51.9
1975	Cornelius Greene	1,066	121	68	8	6	56.2
1974	Cornelius Greene	939	97	58	5	9	59.8
1973	Cornelius Greene	343	46	20	7	2	43.5
1972	Greg Hare	815	111	55	9	3	49.5
1971	Don Lamka	718	107	54	5	2	50.5
1970	Rex Kern	470	98	45	8	3	45.9
1969	Rex Kern	1,002	135	68	10	9	50.4
1968	Rex Kern	972	131	75	6	7	57.3
1967	Bill Long	563	102	44	4	2	43.1
1966	Bill Long	1,180	192	106	12	6	55.2
1965	Don Unverferth	1,061	191	99	10	4	51.8
1964	Don Unverferth	871	160	73	10	4	45.6
1963	Don Unverferth	586	117	48	6	4	41.0
1962	Joe Sparma	288	71	30	5	2	42.3
1961	Joe Sparma	341	38	16	2	6	42.1
1960	Tom Matte	737	95	50	4	8	52.6
1959	Tom Matte	439	51	28	2	4	54.9
1958	Frank Kremblas	281	42	16	3	0	38.1
1957	Frank Kremblas	337	47	20	1	3	42.6
1956	Don Clark	88	7	3	1	1	42.9
1955	Frank Ellwood	60	23	9	0	2	39.1
1954	Bill Leggett	643	106	52	7	8	49.1
1953	John Borton	522	86	45	9	4	52.3
1952	John Borton	1,555	196	115	6	15	58.7
1951	Tony Curcillo	912	133	58	11	6	43.6
1950	Vic Janowicz	561	77	32	7	12	41.6
1949	Pandel Savic	581	84	35	4	6	41.7
1948	Pandel Savic	486	69	36	7	5	52.2
1947	Dick Slager	236	69	19	10	n/a	27.5
1946	George Spencer	398	51	25	4	3	49.0
1945	Dick Fisher	245	28	9	3	n/a	32.1
1944	Les Horvath	344	32	14	n/a	n/a	43.7

PASSING RECORDS

INDIVIDUAL PASSING RECORDS

Passing Yards - Game	Comp-Att	Opponent	Int... TD ...Year
1. 458	Art Schlichter 31-52	Florida State	0 2 1981
2. 378	Joe Germaine 29-43	at Penn State	2 2 1997
3. 362	Greg Frey 20-31	at Minnesota	1 3 1989
4. 354	Bobby Hoying 24-35	at Penn State	1 3 1995
5. 351	Joe Germaine 31-45	at Indiana	0 3 1998
6. 349	J.T. Barrett 21-31	Bowling Green	1 6 ... 2016
7. 342	Troy Smith 19-28	vs. Notre Dame	0 2 ... 2005
	342 Joe Germaine 19-35	at Northwestern	1 3 1998
9. 339	Joe Germaine 27-39	Minnesota	2 2 1998
10. 336	Art Schlichter 19-33	at Purdue	1 3 1981
11. 330	J.T. Barrett 26-36	Cincinnati	0 4 ... 2014
	330 Joe Germaine 16-28	Michigan	0 3 1998
13. 324	Justin Zwick 18-30	Marshall	2 3 2004
14. 319	Joe Germaine 18-30	at Iowa	2 3 1998
15. 320	Steve Bellisari 21-35	vs. South Carolina	1 2 ... 2002
16. 316	Troy Smith 29-41	Michigan	1 4 ... 2006
17. 315	Steve Bellisari 17-29	at Iowa	0 3 ... 2000
18. 312	J.T. Barrett 23-30	Kent State	1 6 ... 2014
	312 John Borton 15-17	Washington St.	0 5 1952
20. 307	Joe Germaine 17-28	at Illinois	0 3 1998
21. 304	Bobby Hoying 20-24	Purdue	0 5 1994
22. 302	J.T. Barrett 25-35	Indiana	2 4 ... 2014
	302 Art Schlichter 20-35	vs. Penn State	1 3 1980
24. 301	Joe Germaine 18-32	at West Virginia	0 2 1998
	300 J.T. Barrett 16-26	at Michigan State	0 3 ... 2014

Passing Yards – Season	Comp	Att	Int	TD	Pct	Year
1. 3,330	Joe Germaine	230	384	7	25	59.9 1998
2. 3,269	Bobby Hoying	211	341	12	29	61.9 1995
3. 2,834	J.T. Barrett	203	314	10	34	64.6 2014
4. 2,555	J.T. Barrett	233	3799	7	24	61.5 2016
5. 2,551	Art Schlichter	183	350	10	17	52.3 1981
6. 2,542	Troy Smith	203	311	6	30	65.3 2006
7. 2,379	Todd Boeckman	191	299	14	25	63.9 2007
8. 2,335	Bobby Hoying	170	301	14	19	56.5 1994
9. 2,319	Steve Bellisari	163	310	13	13	52.6 2000
10. 2,311	Jim Karsatos	177	289	8	19	61.2 1985
11. 2,282	Troy Smith	149	237	4	16	62.9 2005
12. 2,132	Greg Frey	144	246	8	13	58.5 1989
13. 2,122	Jim Karsatos	145	272	10	13	53.3 1986
14. 2,110	Craig Krenzel	148	249	7	12	59.4 2002
15. 2,094	Braxton Miller	162	255	7	24	63.5 2013
	2,094 Terrelle Pryor	167	295	11	18	56.6 2009
17. 2,062	Greg Frey	139	276	16	16	50.4 1990
18. 2,040	Craig Krenzel	153	278	10	15	55.0 2003
19. 2,039	Braxton Miller	148	254	6	13	58.3 2012
20. 2,028	Greg Frey	152	293	13	8	51.9 1988
21. 1,952	Mike Tomczak	145	244	11	10	59.4 1984
22. 1,942	Mike Tomczak	131	237	13	13	55.3 1983
23. 1,930	Art Schlichter	122	226	9	15	54.0 1980
24. 1,919	Steve Bellisari	119	220	7	10	54.1 2001
25. 1,904	Kirk Herbstreit	155	264	6	4	58.7 1992

Passing Yards – Career	Comp	Att	Int	TD	Pct	Years
1. 7,547	Art Schlichter	497	951	46	50	52.3 1978-81
2. 7,232	Bobby Hoying	498	858	35	57	58.0 1992-95
3. 6,381	J.T. Barrett	529	840	21	69	63.0 2014-pres.
4. 6,370	Joe Germaine	439	741	20	56	59.2 1996-98
5. 6,316	Greg Frey	443	835	39	37	53.1 1987-90
6. 5,878	Steve Bellisari	386	759	29	35	50.9 1998-01
7. 5,720	Troy Smith	420	670	13	54	62.7 2003-06
8. 5,569	Mike Tomczak	376	675	36	32	55.7 1981-84
9. 5,292	Braxton Miller	395	666	17	52	59.3 2011-
10. 5,089	Jim Karsatos	359	629	21	36	57.1 1984-86
11. 4,493	Craig Krenzel	329	579	21	28	56.8 2000-03
12. 3,405	Terrelle Pryor	267	460	15	30	58.0 2008-09
13. 3,085	Todd Boeckman	255	402	16	31	63.4 2005-08
14. 2,660	Stanley Jackson	194	353	9	22	55.0 1994-97
15. 2,518	Don Unverferth	220	468	26	12	47.0 1963-65
16. 2,444	Rex Kern	188	364	24	19	51.6 1968-70
17. 2,437	Kirk Herbstreit	197	349	11	5	56.4 1989-92
18. 2,348	Cornelius Greene	146	265	20	17	55.3 1972-75
19. 2,323	Cardale Jones	167	270	7	15	61.9 2012-15
20. 2,252	Tom Tupa	171	304	12	15	56.2 1984-87
21. 2,129	John Borton	167	293	18	19	57.0 1952-54
22. 1,779	Justin Zwick	158	276	7	7	57.2 2003-06
23. 1,768	Bill Long	154	208	18	8	50.0 1966-68
24. 1,338	Greg Hare	91	200	16	6	45.5 1971-73
25. 1,273	Rod Gerald	83	158	15	4	52.5 1975-78

Pass Attempts – Game	Comp-Yds	Opponent	Int.	TD	Year
1. 52	Art Schlichter 31-458	Florida State	0	2	1981
2. 47	Steve Bellisari 21-251	Michigan	3	1	2000
3. 46	Kirk Herbstreit 28-271	Michigan	0	1	1992
4. 45	Joe Germaine 31-351	at Indiana	0	3	1998
	45 Bobby Hoying 22-286	at Michigan	2	1	1995
6. 44	John Borton 25-282	Pitt	1	5	1952
7. 43	J.T. Barrett 28-245	at Penn State	0	1	2016
	43 Joe Germaine 29-378	at Penn State	2	2	1997
9. 41	Troy Smith 29-316	Michigan	1	4	2006
10. 39	Joe Germaine 27-339	Minnesota	2	2	1998

Pass Attempts – Season	Comp-Yds	Int.	TD	Year
1. 384	Joe Germaine 230-3,330.	7	25	1998
2. 379	J.T. Barrett 233-2,555	7	24	2016
3. 350	Art Schlichter 183-2,551	10	17	1981
4. 341	Bobby Hoying 211-3,269	12	29	1995
5. 314	J.T. Barrett 203-2,834	10	34	2014
6. 311	Troy Smith 203-2,542	6	30	2006
7. 310	Steve Bellisari 163-2,319	13	13	2000
8. 301	Bobby Hoying 170-2,335	14	19	1994
9. 299	Todd Boeckman 191-2,379	14	25	2007
10. 295	Terrelle Pryor 167-2,094	11	18	2009

PASSING RECORDS

Pass Attempts – Career		Comp-Yds	Int.	TD	Years
1.	951 Art Schlichter	497-7,547	46	50	1978-81
2.	858 Bobby Hoying	498-7,232	35	57	1992-95
3.	840 J.T. Barrett	529-6,381	21	69	2014-pres.
4.	835 Greg Frey	443-6,316	39	37	1987-90
5.	759 Steve Bellisari	386-5,878	29	35	1998-01
6.	741 Joe Germaine	439-6,370	20	56	1996-98
7.	675 Mike Tomczak	376-5,569	36	32	1981-84
8.	670 Troy Smith	420-5,720	13	54	2003-06
9.	666 Braxton Miller	395-5,292	17	52	2011-
10.	629 Jim Karsatos	359-5,089	21	36	1983-86

Pass Completions – Game		Att-Yds	Opponent	Int.	TD	Year
1.	31 Joe Germaine	45-351	at Indiana	0	3	1998
	31 Art Schlichter	52-458	Florida State	0	2	1981
3.	29 Troy Smith	41-316	Michigan	1	4	2006
2.	29 Joe Germaine	43-378	at Penn State	2	2	1997
5.	28 J.T. Barrett	43-245	at Penn State	0	1	2016
	28 Kirk Herbstreit	46-271	Michigan	0	1	1992
7.	27 Troy Smith	37-300	at Michigan	0	1	2005
	27 Joe Germaine	39-339	Minnesota	2	2	1998
9.	26 J.T. Barrett	38-290	Nebraska	0	4	2016
	26 J.T. Barrett	36-330	Cincinnati	0	4	2014
	26 Craig Krenzel	36-273	NC State	3	4	2003

Pass Completions – Season		Att-Yds	Int.	TD	Year
1.	233 J.T. Barrett	379-2,555	7	24	2016
2.	230 Joe Germaine	384-3,330	7	25	1998
3.	211 Bobby Hoying	341-3,269	12	29	1995
4.	203 J.T. Barrett	314-2,834	10	34	2014
	203 Troy Smith	311-2,542	6	30	2006
6.	191 Todd Boeckman	299-2,379	14	25	2007
7.	183 Art Schlichter	350-2,551	10	17	1981
8.	177 Jim Karsatos	289-2,311	8	19	1985
9.	170 Bobby Hoying	301-2,335	14	19	1994
10.	167 Terrelle Pryor	294-2,094	11	18	2009

Pass Completions – Career		Att-Yds	Int.	TD	Years
1.	529 J.T. Barrett	840-6,381	21	69	2014-pres.
2.	498 Bobby Hoying	858-7,232	35	57	1992-95
3.	497 Art Schlichter	951-7,547	46	50	1978-81
4.	443 Greg Frey	835-6,316	39	37	1987-90
5.	439 Joe Germaine	741-6,370	20	56	1996-98
6.	420 Troy Smith	670-5,720	13	54	2003-06
7.	396 Braxton Miller	667-5,295	17	52	2011-15
8.	386 Steve Bellisari	759-5,878	29	35	1998-01
9.	376 Mike Tomczak	675-5,569	36	32	1981-84
10.	359 Jim Karsatos	629-5,089	21	36	1983-86

Passes Had Intercepted – Game		Cp-At-Yds-TD	Opponent	Year
1.	5 Art Schlichter	12-26-182-0	Penn State	1978
2.	4 Rex Kern	6-17-88-1	at Michigan	1969
	4 Ron Maciejowski	5-13-141-0	at Wisconsin	1970
	4 Art Schlichter	3-16-50-0	SMU	1978
	4 Mike Tomczak	6-19-71-0	Stanford	1982
	4 Greg Frey	7-22-101-0	at Indiana	1988
	4 Greg Frey	18-32-244-0	Illinois	1990

Passes Had Intercepted – Season		Comp.-Att.	Yds.	TD	Year
1.	21 Art Schlichter	87-175	1,250	4	1978
2.	16 Greg Frey	139-276	2,062	16	1990
3.	14 Todd Boeckman	191-299	2,379	25	2007
	14 Bobby Hoying	170-301	2,335	19	1994
5.	13 Steve Bellisari	163-310	2,319	13	2000
	13 Mike Tomczak	131-237	1,942	13	1983
	13 Greg Frey	152-293	2,028	8	1988

Passes Had Intercepted – Career		Comp.-Att.	Yds.	TD	Years
1.	46 Art Schlichter	497-951	7,547	50	1978-81
2.	39 Greg Frey	443-835	6,316	37	1987-90
3.	36 Mike Tomczak	376-675	5,569	32	1981-84
4.	35 Bobby Hoying	498-858	7,232	57	1992-95
5.	29 Steve Bellisari	386-759	5,878	35	1998-01

Completion Percentage – Game (Min. 10 completions)		Comp-Att	Opp.	Yds.	Int.	TD	Year
1.	.909 Bill Mrukowski	10-11	UCLA	86	0	0	1961
2.	.867 Stanley Jackson	13-15	Indiana	189	0	0	1997
3.	.833 Bobby Hoying	20-24	Purdue	304	0	5	1994
4.	.882 John Borton	15-17	Wash. State	312	0	5	1952
5.	.857 Craig Krenzel	12-14	Kent State	190	0	1	2002
	.857 Bill Long	12-14	TCU	106	0	0	1966
	.857 Mike Tomczak	12-14	Wisconsin	162	0	1	1983

Completion Percentage – Season		Comp-Att	Yds	Int.	TD	Year
1.	.653 Troy Smith	203-311	2,542	6	30	2006
2.	.646 J.T. Barrett	203-314	2,834	10	34	2014
3.	.639 Todd Boeckman	191-299	2,379	14	25	2007
4.	.635 Braxton Miller	162-255	2,094	7	24	2013
5.	.633 J.T. Barrett	93-147	992	11	4	2015
6.	.629 Troy Smith	149-237	2,282	4	16	2005
7.	.625 Cardale Jones	110-176	1,460	5	8	2015
8.	.619 Bobby Hoying	211-341	3,269	12	29	1995
9.	.615 J.T. Barrett	233-379	2,555	7	23	2016
10.	.614 Joe Germaine	129-210	1,847	9	16	1997

Completion Percentage – Career		Comp-Att	Yds.	Int.	TD	Years
1.	.634 Todd Boeckman	255-402	3,085	16	31	2005-08
2.	.630 J.T. Barrett	529-840	6,381	21	69	2014-pres.
3.	.627 Troy Smith	420-670	5,720	13	54	2003-06
4.	.619 Cardale Jones	167-270	2,323	7	15	2012-15
5.	.594 Braxton Miller	396-667	5,295	17	52	2011-15
6.	.592 Joe Germaine	439-741	6,370	20	56	1996-98
7.	.580 Terrelle Pryor	267-460	3,405	15	30	2008-09
	.580 Bobby Hoying	498-858	7,232	35	57	1992-95
9.	.572 Justin Zwick	158-276	1,779	7	7	2003-06
10.	.571 Jim Karsatos	359-629	5,089	21	36	1983-86

PASSING RECORDS

Touchdown Passes – Game		Cp-At-Yds-Int	Opponent	Year	
1.	6	J.T. Barrett	21-31-349-1	Bowling Green	2016
	6	J.T. Barrett	23-30-312-1	Kent State	2014
6.	6	Kenny Guiton	24-34-215-1	Florida A&M	2013
	5	Bobby Hoying	25-44-282-1	at Pittsburgh	1995
	5	Bobby Hoying	20-24-304-0	Purdue	1994
	5	John Borton	15-17-312-0	Washington State	1952
6.	4	J.T. Barrett	26-38-290-0	Nebraska	2016
	4	J.T. Barrett	21-29-238-1	Rutgers	2016
	4	J.T. Barrett	14-20-152-0	at Oklahoma	2016
	4	J.T. Barrett	26-36-330-0	Cincinnati	2014
	4	J.T. Barrett	18-23-267-0	at Maryland	2014
	4	J.T. Barrett	25-35-302-2	Indiana	2014
	4	Braxton Miller	19-23-233-1	at Purdue	2013
	4	Braxton Miller	17-25-198-0	Wisconsin	2013
	4	Braxton Miller	16-30-249-1	California	2012
	4	Terrelle Pryor	10-16-139-1	Troy	2008
	4	Todd Boeckman	11-14-179-1	Northwestern	2007
	4	Troy Smith	29-41-216-1	Michigan	2006
	4	Troy Smith	12-19-185-1	at Northwestern	2006
	4	Troy Smith	15-23-220-0	Indiana	2006
	4	Troy Smith	16-25-186-0	at Iowa	2006
	4	Craig Krenzel	26-36-273-3	North Carolina State	2003
	4	Craig Krenzel	11-24-189-2	Kansas State	2003
	4	Bobby Hoying	14-22-272-0	Notre Dame	1995
	4	Vic Janowicz	6-6-151-0	Pitt	1950
	4	Vic Janowicz	5-6-133-0	Iowa	1950
	4	Tony Curcillo	10-14-292-1	Iowa	1951
	4	Art Schlichter	14-21-284-0	Illinois	1980
	4	Mike Tomczak	21-25-273-0	Oregon	1983

Touchdown Passes – Season		Comp.	Att.	Yds.	Int.	Year	
1.	34	J.T. Barrett	203	314	2,834	10	2014
2.	30	Troy Smith	203	311	2,542	6	2006
3.	29	Bobby Hoying	211	341	3,269	12	1995
4.	25	Todd Boeckman	191	299	2,379	14	2007
	25	Joe Germaine	230	384	3,330	7	1998
6.	24	J.T. Barrett	233	379	2,555	7	2016
	24	Braxton Miller	162	255	2,094	7	2013
8.	19	Bobby Hoying	170	301	2,335	14	1994
	19	Jim Karsatos	177	289	2,311	8	1985
10.	18	Terrelle Pryor	167	295	2,094	11	2009

Touchdown Passes – Career		Comp.	Att.	Yds.	Int.	Years	
1.	69	J.T. Barrett	529	840	6,381	21	2014-pres.
2.	57	Bobby Hoying	498	858	7,232	35	1992-95
3.	56	Joe Germaine	439	741	6,370	20	1996-98
4.	54	Troy Smith	420	670	5,720	13	2003-06
5.	52	Braxton Miller	396	667	5,295	17	2011-15
6.	50	Art Schlichter	497	951	7,547	46	1978-81
7.	37	Greg Frey	443	835	6,316	39	1987-90
8.	36	Jim Karsatos	359	629	5,089	21	1983-86
9.	35	Steve Bellisari	386	759	5,878	29	1998-01
10.	32	Mike Tomczak	376	675	5,569	36	1981-84

Passing Yards Per Game – Season		Yards	Gm.	Comp-Att.	Int.	TD	Year	
1.	277.5	Joe Germaine	3,330	12	230-384	7	25	1998
2.	251.5	Bobby Hoying	3,269	13	211-341	12	29	1995
3.	236.2	J.T. Barrett	2,834	12	203-314	10	34	2014
4.	212.6	Art Schlichter	2,551	12	183-350	10	17	1981
5.	207.5	Troy Smith	2,282	11	149-237	4	16	2005
6.	196.5	J.T. Barrett	2,555	13	233-379	7	24	2016
7.	195.5	Troy Smith	2,542	13	203-311	6	30	2006
8.	193.3	Steve Bellisari	2,319	12	163-310	13	13	2000
9.	192.6	Jim Karsatos	2,311	12	177-289	8	19	1985
10.	191.9	Steve Bellisari	1,919	10	119-220	7	10	2001

Passing Yards Per Game – Career		Yards	Gm.	Comp-Att.	Int.	TD	Years	
1.	177.2	J.T. Barrett	6,381	41	529-840	21	69	2014-pres.
2.	172.2	Joe Germaine	6,370	37	439-741	20	56	1996-98
3.	160.7	Bobby Hoying	7,232	45	498-858	35	57	1992-95
4.	157.2	Art Schlichter	7,547	48	492-951	46	50	1978-81
5.	154.0	Greg Frey	6,316	41	443-835	39	37	1987-90
6.	147.0	Braxton Miller*	5,292	36	395-666	17	52	2011-14
7.	141.4	Jim Karsatos	5,089	36	359-629	21	36	1983-86
8.	136.2	Troy Smith	5,720	42	420-670	13	54	2003-06
9.	133.2	Braxton Miller	3,198	24	233-411	28	10	2009-
10.	131.0	Terrelle Pryor	3,405	26	267-460	15	30	2008-09

Consecutive Passes Completed – Game		Opponent	Year	
1.	12	Jim Karsatos	Wisconsin	1985

Consecutive Passes Completed – Season		Opponents	Year	
1.	12	J.T. Barrett	Maryland 3, Rutgers 9	2014
	12	Bill Mrukowski	UCLA 9, Illinois 3	1961
	12	Mike Tomczak	Oregon 10, Oklahoma 2	1983
	12	Jim Karsatos	Wisconsin	1985
	12	Craig Krenzel	Texas Tech 1, Kent St. 11	2002

Consecutive Games 200 Yards Passing		Opponents	Year	
1.	10	Joe Germaine	Missouri thru Texas A&M	1998
2.	7	Bobby Hoying	at Pitt thru at Minnesota	1995
3.	6	J.T. Barrett	vs. Navy thru Rutgers	2014
4.	5	J.T. Barrett	at Wisconsin thru Maryland	2016
5.	4	Braxton Miller	at Northwestern thru at Purdue	2013
	4	Troy Smith	Michigan State thru Illinois	2005

Consecutive Games 100 Yards Passing Years			
1.	17	Bobby Hoying.....	1994 (4), 1995 (13)
	17	Art Schlichter.....	1980 (5), 1981 (12)
3.	14	Troy Smith.....	2005 (2), 2006 (12)
4.	13	Joe Germaine.....	1997 (1), 1998 (12)
5.	12	Braxton Miller.....	2011 (2), 2012 (10)

PASSING RECORDS

200-Yard Passing Games – Season

	Games	Player	Year
1.	11	Joe Germaine	1998
	11	Bobby Hoying	1995
3.	9	J.T. Barrett	2014
4.	7	J.T. Barrett	2016
5.	6	Todd Boeckman	2007
	6	Troy Smith	2006
	6	Steve Bellisari	2000
8.	5	Braxton Miller	2013
	5	Steve Bellisari	2001
	5	Bobby Hoying	1994
	5	Greg Frey	1989

200-Yard Passing Games – Career

	Games	Player	Year
1.	18	J.T. Barrett	2014-pres.
2.	16	Bobby Hoying	1992-95
3.	14	Steve Bellisari	1998-01
4.	13	Troy Smith	2003-06
	13	Joe Germaine	1996-98
	13	Greg Frey	1987-90
7.	12	Art Schlichter	1978-81
8.	11	Mike Tomczak	1982-85
9.	10	Braxton Miller	2011-15
10.	8	Craig Krenznel	2000-03
	8	Jim Karsatos	1983-86

300-Yard Passing Games – Season

	Games	Player	Year
1.	7	Joe Germaine	1998
2.	4	J.T. Barrett	2014
	2	Troy Smith	2005
	2	Art Schlichter	1981
5.	1	J.T. Barrett	2016
	1	Troy Smith	2006
	1	Justin Zwick	2004
	1	Steve Bellisari	2001
	1	Steve Bellisari	2000
	1	Joe Germaine	1997
	1	Bobby Hoying	1995
	1	Bobby Hoying	1994
	1	Greg Frey	1989
	1	Art Schlichter	1980
	1	John Borton	1952

300-Yard Passing Games – Career

	Games	Player	Year
1.	8	Joe Germaine	1996-98
2.	5	J.T. Barrett	2014-pres.
3.	3	Troy Smith	2003-06
	3	Art Schlichter	1978-81
5.	2	Bobby Hoying	1992-95
	2	Steve Bellisari	1998-01
7.	1	Justin Zwick	2003-06
	1	Greg Frey	1987-90
	1	John Borton	1952-54

400-Yard Passing Games – Career

	Opponent	Year
1.	1 Art Schlichter Florida State	1981

Passing Efficiency – Game (min. 10 completions)

	Cp.At.	Int.	Yds.	TD	Opponent	Year
1.	339.4	John Borton	15...17...0...312...5	5	Wash. State	1952
2.	326.6	Tony Curcillo	10...14...1...292...4	4	Iowa	1951
3.	293.8	Craig Kranzel	11...14...0...241...3	3	San Jose State	2002
4.	272.1	Troy Smith	10...15...0...249...3	3	Michigan State	2005
5.	265.9	Todd Boeckman	11...14...1...179...4	4	Northwestern	2007
6.	258.4	Bobby Hoying	20...24...0...304...5	5	Purdue	1994
7.	257.4	Art Schlichter	17...21...0...284...4	4	Illinois	1980
8.	257.2	Joe Germaine	11...14...0...180...3	3	at Illinois	1996
9.	255.8	Cardale Jones	12...17...0...257...3	3	vs. Wisconsin	2014
10.	237.2	J.T. Barrett	12...15...1...226...2	2	vs. Navy	2014
11.	236.8	J.T. Barrett	14...18...0...223...3	3	at Rutgers	2015
12.	235.0	Art Schlichter	14...19...1...271...3	3	Arizona State	1980
13.	235.0	Jim Karsatos	16...20...1...275...3	3	at Northwestern	1985
	233.1	J.T. Barrett	18...23...0...267...4	4	at Maryland	2014
15.	228.5	Mike Tomczak	21...25...0...273...4	4	Oregon	1983

Passing Efficiency – Season (min. 100 completions)

	Comp.	Att.	Int.	Yds.	TD	Year
1.	169.8	J.T. Barrett	203.....314... 10.....2,834	34	2014	
2.	163.4	Bobby Hoying	211.....341.....12.....3,269	29	1995	
3.	162.6	Troy Smith	149.....237.....4.....2,282	16	2005	
4.	161.9	Troy Smith	203.....311.....6.....2,542	30	2006	
5.	158.0	Braxton Milleer	162.....255.....7.....2,094	24	2013	
6.	151.8	Joe Germaine	129.....210.....9.....1,847	16	1997	
7.	150.5	Joe Germaine	230.....384.....7.....3,330	25	1998	
8.	148.9	Todd Boeckman	191.....299.....14.....2,379	25	2007	
9.	146.5	Terrelle Pryor	167.....295.....11.....2,094	18	2008	
10.	145.8	Art Schlichter	105.....200.....6.....1,816	14	1979	
11.	144.5	Jim Karsatos	177.....289.....8.....2,311	19	1985	
12.	144.4	John Borton	115.....196.....6.....1,555	15	1952	
13.	142.2	Greg Frey	144.....246.....8.....2,132	13	1989	
14.	141.5	Cardale Jones	110.....176.....5.....1,460	8	2015	
15.	140.9	Craig Krenznel	148.....249.....7.....2,110	12	2002	

Passing Efficiency – Career (min. 300 completions)

	Comp.	Att.	Int.	Yds.	TD	Years
1.	157.1	Troy Smith	420.....670.....13.....5,720	54	2003-06	
2.	151.0	Joe Germaine	439.....741.....20.....6,370	56	1996-98	
3.	148.9	J.T. Barrett	529.... 84021.... 6,381	69	2014-pres.	
4.	142.6	Bobby Hoying	498.....858.....35.....7,232	57	1992-95	
5.	139.7	Braxton Miller	233.....411.....10.....3,198	28	2011-14	
6.	137.2	Jim Karsatos	359.....629.....21.....5,089	36	1983-86	
7.	130.7	Craig Krenznel	329.....579.....21.....4,493	28	2000-03	
8.	129.9	Mike Tomczak	376.....675.....36.....5,569	32	1981-84	
9.	126.6	Art Schlichter	497.....951.....46.....7,547	50	1978-81	
10.	123.5	Steve Bellisari	386.....759.....29.....5,878	35	1998-01	

PASSING RECORDS

Ohio State's 176 200-Yard Passing Games

	Yards	Quarterback.....	Opponent	Year					
1.	458	Art Schlichter	Florida State	1981	58.	267	J.T. Barrett.....	at Maryland	2014
2.	378	Joe Germaine	at Penn State	1997	59.	266	Terrelle Pryor	vs. Oregon	2009
3.	362	Greg Frey	at Minnesota	1989	60.	265	Stanley Jackson	Wisconsin	1996
4.	354	Bobby Hoying	at Penn State	1995	61.	263	Steve Bellisari	Purdue	2001
5.	351	Joe Germaine	at Indiana	1998		263	Jim Karsatos	Wisconsin	1985
6.	349	J.T. Barrett	Bowling Green	2016	63.	262	Terrelle Pryor	vs. Toledo	2009
7.	342	Troy Smith	vs. Notre Dame	2005		262	Greg Frey	Southern California	1990
	342	Joe Germaine	at Northwestern	1998	65.	261	J.T. Barrett	Rutgers	2014
9.	339	Joe Germaine	Minnesota	1998	66.	257	Cardale Jones	vs. Wisconsin	2014
10.	336	Art Schlichter	at Purdue	1981		257	Greg Frey	Minnesota	1990
11.	330	J.T. Barrett	Cincinnati	2014	68.	256	Mike Tomczak	at Michigan State	1984
	330	Joe Germaine	Michigan	1998	69.	255	Donald Lamka	Colorado	1971
13.	324	Justin Zwick	Marshall	2004	70.	253	J.T. Barrett	at Maryland	2016
14.	320	Steve Bellisari	vs. South Carolina	2002		253	Todd Boeckman	at Penn State	2007
15.	319	Joe Germaine	at Iowa	1998	72.	252	Braxton Miller	Penn State	2013
16.	316	Troy Smith	Michigan	2006		252	Greg Frey	Boston College	1989
17.	315	Steve Bellisari	at Iowa	2000	74.	251	Steve Bellisari	Michigan	2000
18.	312	J.T. Barrett	Kent State	2014		251	Steve Bellisari	at Illinois	2000
	312	John Borton	Washington State	1952	76.	249	Braxton Miller	California	2012
20.	307	Joe Germaine	at Illinois	1998		249	Troy Smith	Michigan State	2005
21.	304	Bobby Hoying	Purdue	1994	78.	247	Mike Tomczak	at Illinois	1982
22.	302	J.T. Barrett	Indiana	2014	79.	246	Steve Bellisari	Akron	2001
	302	Art Schlichter	vs Penn State	1980		246	Bobby Hoying	vs. Tennessee	1996
24.	301	Joe Germaine	at West Virginia	1998		246	Jim Karsatos	vs. Pitt	1985
25.	300	J.T. Barrett	at Michigan State	2014	82.	245	J.T. Barrett	at Penn State	2016
	300	Troy Smith	at Michigan	2005		245	Cardale Jones	at Indiana	2015
27.	298	Troy Smith	Illinois	2005		245	Joe Germaine	Michigan State	1998
	298	Mike Tomczak	at Michigan	1983	85.	244	Greg Frey	Illinois	1990
29.	297	Troy Smith	Northern Illinois	2006	86.	243	Cardale Jones	vs. Alabama	2014
	297	Art Schlichter	vs Southern California	1980		243	Steve Bellisari	Ohio	1999
31.	296	Bobby Hoying	at Pitt	1995	88.	242	Cardale Jones	vs. Oregon	2014
32.	292	Anthony Curcillo	Iowa	1951	89.	241	Troy Smith	Michigan	2004
33.	291	Cardale Jones	Maryland	2015		241	Craig Krenzel	San Jose State	2002
34.	290	J.T. Barrett	Nebraska	2016	91.	240	Steve Bellisari	at Arizona	2000
	290	Mike Tomczak	vs Southern California	1985		240	Steve Bellisari	Iowa	1999
36.	289	Art Schlichter	at Purdue	1978		240	Art Schlichter	at Stanford	1981
37.	288	Cardale Jones	Western Michigan	2015	94.	239	Terrelle Pryor	Minnesota	2009
	288	Bobby Hoying	at Washington	1994	95.	238	J.T. Barrett	Rutgers	2016
39.	287	Bobby Hoying	at Minnesota	1995	96.	236	Mike Tomczak	Illinois	1984
40.	286	Bobby Hoying	at Michigan	1995	97.	235	Braxton Miller	at Michigan	2011
41.	285	Greg Frey	Oklahoma State	1989		235	Cornelius Greene	Indiana	1974
42.	284	Art Schlichter	Illinois	1980	99.	234	Braxton Miller	vs. Clemson	2014
43.	282	John Borton	Pitt	1952		234	Troy Smith	at Michigan State	2006
44.	281	Greg Frey	Louisiana State	1988		234	Tom Tupa	Oregon	1987
	281	Art Schlichter	Northwestern	1981		234	Mike Tomczak	at Oklahoma	1983
46.	280	Mike Tomczak	at Purdue	1984	103.	233	Braxton Miller	at Purdue	2013
47.	276	Kenny Guiton	at California	2013		233	Troy Smith	at Minnesota	2005
	276	Bobby Hoying	Purdue	1995		233	Art Schlichter	Washington State	1979
49.	275	Jim Karsatos	at Northwestern	1985	106.	232	Greg Frey	vs Auburn	1990
50.	273	Bobby Hoying	Iowa	1995	107.	229	Bobby Hoying	Illinois	1994
	273	Mike Tomczak	Oregon	1983		229	Greg Frey	at Michigan State	1988
52.	272	Craig Krenzel	at Indiana	2003	109.	228	Jim Karsatos	Washington State	1985
	272	Bobby Hoying	Notre Dame	1995		228	Bill Long	Washington	1966
54.	271	Kirk Herbstreit	Michigan	1992	111.	226	J.T. Barrett	at Wisconsin	2016
	271	Art Schlichter	Arizona State	1980		226	J.T. Barrett	vs. Navy	2014
56.	269	Troy Smith	at Texas	2006		226	Braxton Miller	Illinois	2012
	269	Bobby Hoying	vs. Boston College	1995		226	Terrelle Pryor	Penn State	2008
						226	Troy Smith	at Indiana	2005
						226	Craig Krenzel	Purdue	2003
						226	Mike Tomczak	vs Pitt	1984

PASSING RECORDS

118.	225	Todd Boeckman.....	at Washington	2007
	225	Todd Boeckman.....	Youngstown State	2007
120.	224	Jim Karsatos	Utah	1986
	224	Mike Tomczak.....	Minnesota	1982
122.	223	J.T. Barrett.....	Northwestern	2016
	223	J.T. Barrett.....	at Rutgers	2015
	223	Greg Frey.....	at Iowa	1990
125.	222	Braxton Miller	Iowa	2013
	222	Joe Germaine	vs. Texas A&M	1999
	222	Mike Tomczak.....	at Northwestern	1982
128.	221	Terrelle Pryor	at Purdue	2009
	221	Craig Krenzel.....	at Michigan	2003
130.	220	Troy Smith.....	Indiana	2006
	220	Greg Frey.....	at Michigan	1989
132.	219	J.T. Barrett.....	Virginia Tech	2014
	219	Tom Tupa	at Michigan	1987
134.	217	Bobby Hoying.....	Pitt	1994
	217	Kirk Herbstreit	Minnesota	1992
136.	216	Kirk Herbstreit	at Wisconsin	1992
	216	Tom Tupa	Iowa	1987
138.	215	Kenny Guiton.....	Florida A&M	2013
	215	George Spencer	Pitt	1946
140.	213	Justin Zwick.....	Cincinnati	2004
	213	Craig Krenzel.....	at Michigan State	2003
	213	Joe Germaine	Penn State	1998
143.	212	Art Schlichter	at Michigan State	1980
144.	211	J.T. Barrett.....	vs. Notre Dame	2015
	211	Braxton Miller	at Indiana	2012
	211	Justin Zwick.....	at Northwestern	2004
	211	Joe Germaine	at Missouri	1998
	211	Joe Germaine	at Minnesota	1997
	211	Jim Karsatos	Northwestern	1986
150.	210	Steve Bellisari.....	Wisconsin	1999
151.	209	Todd Boeckman.....	at Minnesota	2007
	209	Steve Bellisari.....	at Penn State	2001
153.	208	Todd Boeckman.....	vs. LSU	2007
	208	Steve Bellisari.....	at Purdue	2000
155.	207	Braxton Miller	Miami (Ohio)	2012
	207	Bobby Hoying.....	Wisconsin	1994
157.	206	Bobby Hoying.....	at Wisconsin	1995
	206	Greg Frey.....	Wisconsin	1988
159.	205	Jim Karsatos	Minnesota	1986
	205	Art Schlichter	vs. Clemson	1978
161.	204	Craig Krenzel.....	at Wisconsin	2002
	204	Brent Offenbecher.....	Florida State	1982
	204	Greg Hare.....	at Indiana	1971
164.	203	Braxton Miller	at Northwestern	2013
	203	Troy Smith.....	Cincinnati	2006
	203	Craig Krenzel.....	Washington	2003
	203	Steve Bellisari.....	at Minnesota	2001
	203	Steve Bellisari.....	Penn State	2000
	203	Bobby Hoying.....	Indiana	1995

170.	202	Craig Krenzel.....	at Wisconsin	2003
	202	Greg Frey.....	Illinois	1988
	202	Jim Karsatos	vs. Alabama	1986
173.	201	Kirk Herbstreit	at Michigan State	1992
174.	200	J.T. Barrett.....	at Minnesota	2014
	200	Todd Boeckman.....	at Purdue	2007
	200	Joe Sparma	at Michigan	1961

NOTE: Ohio State quarterbacks have thrown for 100 or more yards in a game 490 times.

Two Quarterbacks with 100-Yards Passing in a Game


2011	Akron	Joe Bauserman, 163
		Braxton Miller, 130
2003	at Michigan.....	Craig Krenzel, 221
		Scott McMullen, 108
2003	at Indiana	Craig Krenzel, 272
		Scott McMullen, 111
2002	San Jose State	Craig Krenzel, 241
		Scott McMullen, 114
1999	UCLA.....	Steve Bellisari, 159
		Austin Moherman, 107
1997	Arizona	Joe Germaine, 118
		Stanley Jackson, 104
1996	Rice.....	Stanley Jackson, 151
		Joe Germaine, 164
1995	at Pitt	Bobby Hoying, 296
		Stanley Jackson, 118
1993	Indiana.....	Bret Powers, 124
		Bobby Hoying, 141

QUARTERBACK RECORDS

Career Wins by Starting Quarterback

Art Schlichter	19787-4-1 1979 11-1 1980 9-3 1981 9-3 Career..... 36-11-1	Greg Frey	1988 4-6-1 1989 8-4 1990 7-4-1 Career.....19-14-2	James Pacenta	1976 4-1 Career..... 4-1	1979	Art Schlichter11-1
Corn. Greene	1973 10-0-1 1974 10-2 1975 11-1 Career.....31-3-1	Stanley Jackson	1996 8-0 1997 10-2 Career..... 18-2	Kenny Guiton	2013 2-0 Career..... 2-0	1980	Art Schlichter9-3
Bobby Hoying	1993 10-1-1 1994 9-4 1995 11-2 Career.....30-6-1	Don Unverferth	1963 5-3-1 1964 7-2 1965 6-2 Career..... 18-7-1	R. Maciejowski	1968 1-0 1969 1-0 Career..... 2-0	1981	Art Schlichter9-3
Braxton Miller	2011 4-6 2012 12-0 2013 10-2 Career..... 26-8	Joe Germaine	1996 3-1 1998 11-1 Career..... 14-2	Joe Bauserman	2011 2-1 Career..... 2-1	1982	Mike Tomczak8-2 Brent Offenbacher 1-1
J.T. Barrett	2014 11-1 2015 4-1 2016 11-2 Career 26-4	Rod Gerald	1976 5-1-1 1977 9-3 Career..... 14-4-1	Scott McMullen	2001 0-1 2003 2-0 Career..... 2-1	1983	Mike Tomczak8-2 Jim Karsatos 1-1
Rex Kern	1968 9-0 1969 7-1 1970 9-1 Career..... 25-2	T. Boeckman	2007 11-2 2008 2-2 Career.....13-4	John Mummey	1961 2-0 Career..... 2-0	1984	Mike Tomczak 7-3 Jim Karsatos 2-0
Troy Smith	2004 4-1 2005 9-1 2006 12-1 Career..... 25-3	Cardale Jones	2014 3-0 2015 8-0 Career..... 11-0	Kevin Rusnak	1967 1-0 Career..... 1-0	1985	Jim Karsatos 9-3
Craig Krenzel	2001 1-1 2002 14-0 2003 9-2 Career.....24-3	Greg Hare	1971 1-1 1972 9-2 Career..... 10-3	Arnold Fontes	1965 1-0 Career..... 1-0	1986	Jim Karsatos 10-3
Mike Tomczak	1982 8-2 1983 8-3 1984 7-3 Career.....23-8	Kirk Herbstreit	1991 1-1 1992 8-3-1 Career..... 9-4-1	A. Moherman	1999 1-1 Career..... 1-1	1987	Tom Tupa 6-4-1
Jim Karsatos	1983 1-0 1984 2-0 1985 9-3 1986 10-3 Career..... 22-6	William Long	1966 4-5 1967 5-3 Career..... 9-8	B. Offenbacher	1982 1-1 Career..... 1-1	1988	Greg Frey 4-6-1
Terrelle Pryor	2008 8-1 2009 11-2 Career..... 19-3	Joe Sparma	1961 4-0 1962 4-3 Career..... 8-3	Year-by-Year Starting QB Records	1960	Tom Matte 7-2	
Steve Bellisari	1999 5-5 2000 8-4 2001 6-3 Career.....19-12	Tom Matte	1960 7-2 Career..... 7-2	1961	William Mrukowski 2-0-1 John Mummey 2-0 Joe Sparma 4-0	2001	Steve Bellisari 6-3 Craig Krenzel 1-1 Scott McMullen 0-1
		Kent Graham	1991 7-3 Career..... 7-3	1962	Joe Sparma 4-3 William Mrukowski 2-0	2002	Craig Krenzel 14-0
		Tom Tupa	1987 6-4-1 Career..... 6-4-1	1963	Donald Unverferth 5-3-1	2003	Craig Krenzel 9-2 Scott McMullen 2-0
		Donald Lamka	1971 5-3 Career..... 5-3	1964	Donald Unverferth 7-2	2004	Troy Smith 4-1 Justin Zwick 4-3
		Justin Zwick	2004 4-3 2005 1-1 Career..... 5-4	1965	Donald Unverferth 6-2	2005	Troy Smith 9-1 Justin Zwick 1-1
		W. Mrukowski	1961 2-0-1 1962 2-0 Career..... 4-0-1	1966	Arnold Fontes 1-0	2006	Troy Smith 12-1
				1967	William Long 4-5	2007	Todd Boeckman 11-2
				1968	William Long 5-3 Kevin Rusnak 1-0	2008	Terrelle Pryor 8-1 Todd Boeckman 2-2
				1969	William Long 5-3 Rex Kern 9-0 Ron Maciejowski 1-0	2009	Terrelle Pryor 11-2
				1970	Rex Kern 7-1 Ron Maciejowski 1-0	2010	Wins Vacated 0-1
				1971	Rex Kern 9-1 Donald Lamka 5-3 Greg Hare 1-1	2011	Braxton Miller 4-6 Joe Bauserman 2-1
				1972	Greg Hare 9-2	2012	Braxton Miller 12-0
				1973	Cornelius Greene 10-0-1	2013	Braxton Miller 10-2 Kenny Guiton 2-0
				1974	Cornelius Greene 10-2	2014	J.T. Barrett 11-1 Cardale Jones 3-0
				1975	Cornelius Greene 11-1	2015	Cardale Jones 8-0 J.T. Barrett 4-1
				1976	Rod Gerald 5-1-1 James Pacenta 4-1	2016	J.T. Barrett 11-2
				1977	Rod Gerald 9-3		
				1978	Art Schlichter 7-4-1		

TOTAL OFFENSE



YEAR-BY-YEAR LEADERS

Year	Name	Total	Rush	Pass
2016	J.T. Barrett	3,400	845	2,555
2015	Ezekiel Elliott	1,821	1,821	0
2014	J.T. Barrett	3,772	938	2,834
2013	Braxton Miller	3,162	1,068	2,094
2012	Braxton Miller	3,310	1,271	2,039
2011	Braxton Miller	1,874	715	1,159
2010	Brandon Saine	337	337	0
2009	Terrelle Pryor	2,873	779	2,094
2008	Terrelle Pryor	1,942	631	1,311
2007	Todd Boeckman	2,442	63	2,379
2006	Troy Smith	2,746	204	2,542
2005	Troy Smith	2,893	611	2,282
2004	Justin Zwick	1,241	32	1,209
2003	Craig Krenzel	2,295	255	2,040
2002	Craig Krenzel	2,478	368	2,110
2001	Steve Bellisari	2,026	107	1,919
2000	Steve Bellisari	2,498	179	2,319
1999	Steve Bellisari	1,948	332	1,616
1998	Joe Germaine	3,247	83	3,330
1997	Joe Germaine	1,715	132	1,847
1996	Pepe Pearson	1,505	1,484	21
1995	Bobby Hoying	3,290	21	3,269
1994	Bobby Hoying	2,363	28	2,335
1993	Bobby Hoying	1,450	-120	1,570
1992	Kirk Herbstreit	1,875	-29	1,904
1991	Kent Graham	991	-27	1,018
1990	Greg Frey	1,929	-97	2,062
1989	Greg Frey	2,040	-92	2,132
1988	Greg Frey	1,994	-34	2,028
1987	Tom Tupa	1,831	45	1,786
1986	Jim Karsatos	2,250	128	2,122
1985	Jim Karsatos	2,350	39	2,311
1984	Mike Tomczak	1,951	-1	1,952
1983	Mike Tomczak	2,192	250	1,942
1982	Mike Tomczak	1,784	182	1,602
1981	Art Schlichter	2,509	42	2,551
1980	Art Schlichter	2,255	325	1,930

Year	Name	Total	Rush	Pass
1979	Art Schlichter	2,246	430	1,816
1978	Art Schlichter	1,840	590	1,250
1977	Rod Gerald	1,462	446	1,016
1976	Jeff Logan	1,284	1,248	36
1975	Cornelius Greene	1,584	518	1,066
1974	Cornelius Greene	1,781	842	939
1973	Archie Griffin	1,577	1,577	0
1972	Greg Hare	1,180	365	815
1971	Don Lamka	1,026	308	718
1970	John Brockington	1,142	1,142	0
1969	Rex Kern	1,585	583	1,002
1968	Rex Kern	1,506	534	972
1967	Bill Long	622	59	563
1966	Bill Long	1,213	33	1,180
1965	Don Unverferth	945	-116	1,061
1964	Don Unverferth	824	-47	871
1963	Don Unverferth	626	40	586
1962	David Francis	624	624	0
1961	Bob Ferguson	938	938	0
1960	Tom Matte	1,419	682	737
1959	Tom Matte	629	190	439
1958	Bob White	859	859	0
1957	Don Clark	788	737	51
1956	Don Clark	885	797	88
1955	Howard Cassady	997	958	39
1954	William Leggett	813	235	578
1953	Bob Watkins	875	875	0
1952	John Borton	1,512	-43	1,555
1951	Tony Curcillo	1,138	226	912
1950	Vic Janowicz	875	314	561
1949	Gerald Krall	606	606	0
1948	Joseph Whisler	579	579	0
1947	Ollie Cline	347	332	15
1946	Joseph Whisler	544	544	0
1945	Ollie Cline	936	936	0
1944	Les Horvath	1,268	924	344

TOTAL OFFENSE

INDIVIDUAL TOTAL OFFENSE

Total Offense – Game	Opponent	Year
1. 412	Art Schlichter.....Florida State.....	1981
2. 409	J.T. Barrett..... Cincinnati	2014
3. 408	Troy Smithvs. Notre Dame.....	2005
4. 389	J.T. Barrettat Minnesota.....	2014
5. 388	Joe Germaine.....at Penn State.....	1997
6. 386	J.T. Barrett..... at Michigan State.....	2014
386	Troy SmithMichigan.....	2004
8. 379	J.T. Barrett..... Bowling Green.....	2016
9. 380	J.T. Barrett..... Indiana	2014
10. 372	Terrelle Pryor.....vs. Toledo.....	2009
11. 368	J.T. Barrett..... Rutgers.....	2014
368	Kenny Guiton.....at California.....	2013
368	Braxton Miller.....Miami (Ohio).....	2012
14. 360	Braxton Miller.....at Indiana	2012
15. 359	Don LamkaColorado	1971
16. 353	Troy SmithIllinois	2005
353	Art Schlichter.....at Purdue	1978
18. 343	Terrelle Pryor.....Minnesota	2009
19. 340	Bobby Hoying.....at Penn State.....	1995
20. 338	J.T. Barrett..... at Maryland	2014
338	Terrelle Pryor.....vs. Oregon	2009
338	Joe Germaine.....at Indiana	1998
23. 337	Troy Smithat Michigan	2005
24. 335	Braxton Miller.....at Michigan	2011
25. 334	Braxton Miller.....at Illinois.....	2013

Total Offense – Season	Attempts	Year
1. 3,772	J.T. Barrett..... 485.....	2014
2. 3,400	J.T. Barrett..... 584.....	2016
3. 3,310	Braxton Miller.....481.....	2012
4. 3,290	Bobby Hoying.....400.....	1995
5. 3,247	Joe Germaine.....446.....	1998
6. 3,162	Braxton Miller.....426.....	2013
7. 2,893	Troy Smith373.....	2005
8. 2,873	Terrelle Pryor.....457.....	2009
9. 2,746	Troy Smith383.....	2006
10. 2,509	Art Schlichter.....430.....	1981
11. 2,498	Steve Bellisari.....417.....	2000
12. 2,478	Craig Krenzel.....374.....	2002
13. 2,442	Todd Boeckman.....355.....	2007
14. 2,363	Bobby Hoying.....370.....	1994
15. 2,350	Jim Karsatos.....354.....	1985
16. 2,295	Craig Krenzel.....387.....	2003
17. 2,255	Art Schlichter.....369.....	1980
18. 2,250	Jim Karsatos.....319.....	1986
19. 2,246	Art Schlichter.....333.....	1979
20. 2,192	Mike Tomczak.....306.....	1983

Total Offense – Career	Attempts	Years
1. 8,850	Art Schlichter.....1,464.....	1978-81
2. 8,846	J.T. Barrett..... 1,331.....	2014-
3. 8,609	Braxton Miller.....1,266.....	2011-15
4. 7,151	Bobby Hoying.....1,026.....	1992-95
5. 6,888	Troy Smith963.....	2003-06
6. 6,496	Steve Bellisari.....1,065.....	1998-01
7. 6,098	Greg Frey988.....	1987-90
8. 6,094	Joe Germaine.....852.....	1996-98
9. 6,015	Mike Tomczak858.....	1981-83
10. 5,589	Archie Griffin.....924.....	1972-75
11. 5,261	Jim Karsatos.....759.....	1983-86
12. 5,097	Craig Krenzel830.....	2000-03
13. 4,815	Terrelle Pryor.....761.....	2008-09
14. 4,414	Cornelius Greene.....685.....	1972-75
15. 4,158	Rex Kern716.....	1968-70
16. 3,961	Ezekiel Elliott.....592.....	2013-15
17. 3,768	Eddie George.....683.....	1992-95
18. 3,553	Tim Spencer.....645.....	1979-82
19. 3,382	Chris Wells.....585.....	2006-08
20. 3,235	Keith Byars.....620.....	1982-85

Average Total Offense Per Game – Season

	Yards	Games	Year
1. 314.3	J.T. Barrett..... 3,772	12.....	2014
2. 275.8	Braxton Miller.....3,310.....	12.....	2012
3. 270.6	Joe Germaine.....3,247.....	12.....	1998
4. 263.5	Braxton Miller.....3,162.....	12.....	2013
5. 263.0	Troy Smith2,893.....	11.....	2005
6. 261.5	J.T. Barrett..... 3,400.....	13.....	2016
7. 253.1	Bobby Hoying.....3,290.....	13.....	1995
8. 221.0	Terrelle Pryor.....2,873.....	13.....	2009
9. 211.2	Troy Smith2,746.....	13.....	2006
10. 209.1	Art Schlichter.....2,509.....	12.....	1981

Average Total Offense Per Game – Career

	Yards	Games	Years
1. 245.7	J.T. Barrett..... 8,846.....	36.....	2014-pres.
2. 185.2	Terrelle Pryor.....4,815.....	26.....	2008-09
3. 184.4	Art Schlichter.....8,850.....	48.....	1978-81
4. 175.7	Braxton Miller.....8,609.....	49.....	2011-15
5. 164.7	Joe Germaine.....6,094.....	37.....	1996-98
6. 164.0	Troy Smith6,888.....	42.....	2003-06
7. 158.9	Bobby Hoying.....7,151.....	45.....	1992-95
8. 154.0	Rex Kern4,158.....	27.....	1968-70
9. 148.7	Greg Frey6,098.....	41.....	1987-90
10. 146.1	Jim Karsatos.....5,261.....	36.....	1983-86

TOTAL OFFENSE

Touchdowns Responsible For – Game

(TDs scored and passed for)	Opponent	Year
1. 7	J.T. Barrett Bowling Green	2016
2. 6	J.T. Barrett Kent State	2014
6	Kenny Guiton at California	2013
6	Tony Curcillo Iowa	1951
5. 5	J.T. Barrett at Rutgers	2015
5	J.T. Barrett at Michigan State	2014
5	J.T. Barrett Rutgers	2014
5	J.T. Barrett at Maryland	2014
5	Braxton Miller at Michigan	2013
5	Braxton Miller Penn State	2013
5	Braxton Miller California	2012
5	Craig Krenzel North Carolina State	2003
5	Bobby Hoying at Pitt	1995
5	Bobby Hoying Purdue	1994
5	Vic Janowicz Iowa	1950
5	John Borton Washington State	1952
5	Rex Kern Michigan State	1969
5	Pete Johnson North Carolina	1975
5	Keith Byars Illinois	1984

Touchdowns Responsible For – Season

	Year
1. 45	J.T. Barrett 2014
2. 36	Braxton Miller 2013
3. 33	J.T. Barrett 2016
4. 31	Troy Smith 2006
31	Bobby Hoying 1995
6. 28	Braxton Miller 2012
7. 27	Troy Smith 2005
8. 25	Terrelle Pryor 2009
25	Joe Germaine 1998
25	Keith Byars 1984
25	Pete Johnson 1975

Touchdowns Responsible For – Career

	Years
1. *100	J.T. Barrett 2014-pres.
2. 88	Braxton Miller 2011-15
3. 85	Art Schlichter 1978-81
4. 68	Troy Smith 2003-06
5. 61	Bobby Hoying 1992-95
6. 56	Joe Germaine 1996-98
56	Pete Johnson 1973-76
8. 51	Keith Byars 1982-85
9. 44	Ezekiel Elliott 2013-15
44	Eddie George 1992-95
44	Cornelius Greene 1972-75

*Big Ten TDs responsible for record is 106 by Purdue's Drew Brees.

Games Gaining 200 Yards Total Offense – Season

	Year
1. 11	J.T. Barrett 2014
11	J.T. Barrett 2016
11	Braxton Miller 2013
11	Bobby Hoying 1995
5. 10	Braxton Miller 2012
10	Joe Germaine 1998
7. 8	Terrelle Pryor 2009
8	Troy Smith 2006
8	Troy Smith 2005
8	Craig Krenzel 2003

Games Gaining 200 Yards Total Offense – Career

	Years
1. 26	J.T. Barrett 2014-pres.
2. 22	Braxton Miller 2011-15
3. 19	Troy Smith 2003-05
4. 16	Steve Bellisari 1998-01
16	Bobby Hoying 1992-95
16	Art Schlichter 1978-81
7. 14	Craig Krenzel 2000-03
8. 13	Mike Tomczak 1981-84
9. 12	Joe Germaine 1996-98
10. 11	Terrelle Pryor 2008-09
11	Greg Frey 1987-90

Games Gaining 300 Yards Total Offense – Season

	Year
1. 7	J.T. Barrett 2014
2. 5	Braxton Miller 2012
5	Joe Germaine 1998
4. 4	J.T. Barrett 2016
4	Braxton Miller 2013
4	Troy Smith 2005
7. 3	J.T. Barrett 2015
3	Terrelle Pryor 2009
9. 2	Art Schlichter 1981
10. 1	Kenny Guiton 2013
1	Braxton Miller 2011
1	Troy Smith 2006
1	Justin Zwick 2004
1	Troy Smith 2004
1	Craig Krenzel 2003
1	Steve Bellisari 2001
1	Steve Bellisari 2000
1	Joe Germaine 1997
1	Don Lamka 1971
1	Cornelius Greene 1974
1	Art Schlichter 1978
1	Art Schlichter 1980
1	Mike Tomczak 1983
1	Greg Frey 1989
1	Bobby Hoying 1994
1	Bobby Hoying 1995

Games Gaining 300 Yards Total Offense – Career

	Years
1. 14	J.T. Barrett 2014-pres.
2. 10	Braxton Miller 2011-15
3. 6	Joe Germaine 1996-98
4. 5	Troy Smith 2003-06
5. 4	Art Schlichter 1978-81
6. 3	Terrelle Pryor 2008-09
7. 2	Steve Bellisari 1998-01
2	Bobby Hoying 1992-95

Games Gaining 400 Yards Total Offense – Season

	Opponent	Year
1. 412	Art Schlichter	Florida State 1981
2. 409	J.T. Barrett	Cincinnati 2014
3. 408	Troy Smith	vs. Notre Dame 2005

ALL-PURPOSE YARDS

RUSHING, RECEIVING AND RETURNS

YEAR-BY-YEAR LEADERS

Year	Name	Rush	Rec.	All Ret.	Total
2016	Curtis Samuel	771	865	0	1,655
2015	Ezekiel Elliott	1,821	206	13	2,040
2014	Ezekiel Elliott	1,878	220	16	2,114
2013	Carlos Hyde	1,521	147	0	1,668
2012	Braxton Miller	1,271	0	0	1,271
2011	Jordan Hall	408	114	753	1,275
2010	Jordan Hall	161	83	741	985
2009	Brandon Saine	739	224	83	1,046
2008	Chris Wells	1,197	47	0	1,244
2007	Chris Wells	1,609	21	0	1,630
2006	Ted Ginn	17	781	706	1,504
2005	Ted Ginn	72	728	747	1,547
2004	Santonio Holmes	19	769	400	1,188
2003	Michael Jenkins	0	834	186	1,020
2002	Maurice Clarett	1,237	104	0	1,341
2001	Jonathan Wells	1,294	117	18	1,429
2000	Ken-Yon Rambo	19	794	475	1,288
1999	Ken-Yon Rambo	34	833	673	1,540
1998	David Boston	1	1,435	270	1,706
1997	David Boston	7	970	392	1,369
1996	Pepe Pearson	1,484	218	0	1,702
1995	Eddie George	1,927	417	0	2,344
1994	Eddie George	1,442	117	0	1,559
1993	Raymont Harris	1,369	55	0	1,424
1992	Robert Smith	819	84	197	1,100
1991	Carlos Snow	828	58	401	1,287
1990	Robert Smith	1,126	112	370	1,608
1989	Carlos Snow	990	184	260	1,434
1988	Carlos Snow	775	83	513	1,371
1987	Vince Workman	470	354	310	1,134
1986	Vince Workman	1,030	157	169	1,356
1985	John Wooldridge	820	231	66	1,117
1984	Keith Byars	1,764	479	198	2,441
1983	Keith Byars	1,199	359	136	1,594
1982	Tim Spencer	1,538	138	146	1,822
1981	Tim Spencer	1,217	210	367	1,794
1980	Calvin Murray	1,267	204	236	1,707
1979	Calvin Murray	872	239	0	1,111
1978	Ron Springs	585	78	18	681
1977	Ron Springs	1,166	90	76	1,332
1976	Jeff Logan	1,248	44	271	1,563
1975	Archie Griffin	1,450	170	132	1,752
1974	Archie Griffin	1,695	77	71	1,843
1973	Archie Griffin	1,577	32	221	1,830
1972	Archie Griffin	867	71	196	1,134
1971	Richard Galbos	540	47	0	587

INDIVIDUAL ALL-PURPOSE YARDS

All-Purpose Yards	Game	Opponent	Year
1.	354	Keith Byars..... at Purdue	1984
2.	346	Eddie George..... Illinois	1995
3.	327	Keith Byars..... Illinois	1984
4.	315	Terry Glenn..... at Pitt	1995
5.	286	Ezekiel Elliott..... at Indiana	2015
6.	285	Archie Griffin..... Iowa	1973
7.	279	Ted Ginn, Jr..... at Indiana	2005
8.	278	Carlos Snow..... at Minnesota	1989
9.	272	Carlos Hyde..... at Illinois	2013
10.	269	Calvin Murray..... Indiana	1980
11.	264	Eddie George..... at Minnesota	1995
12.	263	Santonio Holmes..... Marshall	2004
13.	261	Curtis Samuel..... Bowling Green	2016
14.	260	Ted Ginn, Jr..... vs. Notre Dame	2005
15.	256	Archie Griffin..... North Carolina	1972
16.	255	Keith Byars..... Purdue	1983
17.	252	Carlos Snow..... Michigan	1988
18.	249	Archie Griffin..... Minnesota	1973
19.	246	Carlos Snow..... at Pitt	1988
20.	245	Ezekiel Elliott..... vs. Oregon	2014
21.	243	Ezekiel Elliott..... vs. Alabama	2014
22.	239	Ken-Yon Rambo..... Cincinnati	1999
	239	Ollie Cline..... at Pitt	1945
24.	235	Raymont Harris..... vs. BYU	1993
25.	233	Ezekiel Elliott..... Cincinnati	2014
	233	Keith Byars..... at Wisconsin	1984
27.	232	John Brockington..... Northwestern	1970
28.	231	David Boston..... at Iowa	1998
	231	Joey Galloway..... at Indiana	1994
30.	230	Maurice Clarett..... Washington State	2002
31.	229	Carlos Hyde..... at Michigan	2013
	229	Chris Wells..... Michigan State	2007
	229	Eddie George..... Notre Dame	1995
	229	Ray Hamilton..... Missouri	1949
35.	227	Robert Smith..... at Indiana	1992
36.	226	Carolos Snow..... Louisiana State	1988
37.	225	Vince Workman..... Oregon	1987
38.	224	Ted Ginn, Jr..... Illinois	2005
	224	Ted Ginn, Jr..... at Minnesota	2005
	224	Vince Workman..... at Wisconsin	1987
	224	Morris Bradshaw..... Wisconsin	1972
	224	Loren White..... at Iowa	1958
43.	223	Donald Clark..... at Iowa	1958
44.	222	Chris Wells..... at Michigan	2007
45.	221	Ezekiel Elliott..... at Michigan	2015

All-Purpose Yards	Season	Games	Year
1.	2,441	Keith Byars..... 12	1984
2.	2,344	Eddie George..... 13	1995
3.	2,114	Ezekiel Elliott..... 15	2014
4.	2,040	Ezekiel Elliott..... 13	2015
5.	1,843	Archie Griffin..... 11	1974
6.	1,830	Archie Griffin..... 11	1973
7.	1,822	Tim Spencer..... 12	1982
8.	1,794	Tim Spencer..... 12	1981
9.	1,752	Archie Griffin..... 12	1975
10.	1,707	Calvin Murray..... 12	1980

ALL-PURPOSE YARDS

RUSHING, RECEIVING AND RETURNS

11.	1,706	David Boston	12	1998
12.	1,702	Pepe Pearson	12	1996
13.	1,668	Carlos Hyde	11	2013
	1,668	Ted Ginn, Jr.	12	2005
15.	1,655	Curtis Samuel	13	2016
16.	1,630	Chris Wells	13	2007
	1,630	Terry Glenn	12	1995
18.	1,608	Robert Smith	12	1990
19.	1,594	Keith Byars	12	1983
20.	1,578	Michael Wiley	12	1998
21.	1,563	Jeff Logan	12	1976
22.	1,559	Eddie George	13	1994
23.	1,540	Ken-Yon Rambo	12	1999
24.	1,504	Ted Ginn, Jr.	13	2006
25.	1,492	Antonio Pittman	12	2005
26.	1,429	Jonathan Wells	12	2001
27.	1,399	Raymont Harris	12	1993
28.	1,369	David Boston	13	1997
29.	1,366	John Brockington	10	1970
30.	1,360	Antonio Pittman	13	2006

All-Purpose Yards — Career **Games** **Years**

1.	6,559	Archie Griffin	45	1972-75
2.	4,851	Carlos Snow	42	1987-89, 91
3.	4,602	Tim Spencer	47	1979-82
4.	4,439	Ezekiel Elliott	39	2013-15
5.	4,403	Howard Cassady	36	1952-55
6.	4,369	Keith Byars	37	1982-85
7.	4,302	Eddie George	48	1992-95
8.	4,194	Michael Wiley	47	1996-99
9.	4,068	Ted Ginn, Jr.	37	2004-06
10.	3,981	Pepe Pearson	49	1994-97
11.	3,822	David Boston	37	1996-98
12.	3,655	Braxton Miller	36	2011-15
13.	3,542	Calvin Murray	43	1977-80
14.	3,516	Carlos Hyde	41	2010-13
15.	3,486	Jordan Hall	49	2009-13
16.	3,457	Ken-Yon Rambo	46	1997-00
17.	3,259	Antonio Pittman	35	2004-06
18.	3,123	Santonio Holmes	36	2003-05
19.	3,095	Michael Jenkins	51	2000-03
20.	3,007	Curtis Samuel	41	2014-16
21.	2,901	Gary Williams	48	1979-82
22.	2,882	Jonathan Wells	45	1998-01
23.	2,876	Dontre Wilson	45	2013-16
24.	2,864	Raymont Harris	43	1990-93
25.	2,756	Devin Smith	54	2011-14
26.	2,755	Cris Carter	37	1984-86
27.	2,754	Joey Galloway	34	1991, 93-94
28.	2,708	Robert Smith	22	1990, 92
29.	2,681	Maurice Hall	48	2001-04
30.	2,569	Lydell Ross	48	2001-04
31.	2,560	Ron Springs	32	1976-78
32.	2,469	Doug Donley	44	1977-80
33.	2,465	J.T. Barrett	36	2014-pres.
34.	2,419	Corey Brown	48	2010-13
35.	2,387	Jeff Logan	35	1974-77

All-Purpose Yards Per Game Average — Season

	Avg.	Name	Yds	Year
1.	203.8	Keith Byars	2,446	1984
2.	180.3	Eddie George	2,344	1995
3.	167.5	Archie Griffin	1,843	1974
4.	166.4	Archie Griffin	1,830	1973
5.	156.9	Ezekiel Elliott	2,015	2015
6.	151.8	Tim Spencer	1,822	1982
7.	151.6	Carlos Hyde	1,668	2013
8.	149.5	Tim Spencer	1,794	1981
9.	146.0	Archie Griffin	1,752	1975
10.	142.3	Calvin Murray	1,707	1980
11.	142.2	David Boston	1,706	1998
12.	141.8	Pepe Pearson	1,702	1996
13.	140.9	Ezekiel Elliott	2,114	2014
14.	136.6	John Brockington	1,366	1970
15.	135.8	Terry Glenn	1,630	1995
16.	134.0	Robert Smith	1,608	1990
17.	132.8	Keith Byars	1,594	1983
18.	131.5	Michael Wiley	1,578	1998
19.	130.3	Jeff Logan	1,563	1976
20.	128.3	Ken-Yon Rambo	1,540	1999
21.	127.5	Jordan Hall	1,275	2011
22.	127.3	Curtis Samuel	1,655	2016
23.	125.4	Chris Wells	1,630	2007
24.	122.9	Joey Galloway	1,352	1994
25.	121.9	Maurice Clarett	1,341	2002

All-Purpose Yards Per Game Average — Career

1.	145.8	Archie Griffin	6,559	1972-75
2.	123.1	Robert Smith	2,708	1990, 92
3.	122.3	Howard Cassady	4,403	1952-55
4.	121.9	Maurice Clarett	1,341	2002
5.	118.1	Keith Byars	4,369	1982-85
6.	115.5	Carlos Snow	4,851	1987-91
7.	113.8	Ezekiel Elliott	4,439	2013-15
8.	109.9	Ted Ginn, Jr.	4,068	2004-06
9.	97.9	Tim Spencer	4,602	1979-82
10.	93.1	Antonio Pittman	3,259	2004-06
11.	89.6	Eddie George	4,302	1992-95
12.	89.2	Michael Wiley	4,194	1996-99
13.	86.8	Santonio Holmes	2,123	2003-05
14.	85.8	Carlos Hyde	3,516	2010-13
15.	85.5	Chris Wells	2,222	2006-07
16.	82.9	John Brockington	2,073	1968-70
17.	82.4	Calvin Murray	3,542	1977-80
18.	81.2	Pepe Pearson	3,981	1994-97
19.	81.0	Joey Galloway	2,754	1991, 93-94
20.	80.0	Ron Springs	2,560	1976-78
21.	74.6	Braxton Miller	3,655	2011-15
22.	75.2	Ken-Yon Rambo	3,457	1997-00
23.	74.5	Cris Carter	2,755	1984-86
24.	73.3	Curtis Samuel	3,007	2014-16
25.	71.1	Jordan Hall	3,486	2009-13
26.	70.4	J.T. Barrett	1,620	2014-
27.	70.0	Dan Herron	1,960	2008-11
28.	68.5	J.T. Barrett	2,465	2014-pres.
29.	68.2	Jeff Logan	2,387	1974-77
30.	66.7	Terry Glenn	2,135	1993-95

SCORING RECORDS

YEAR-BY-YEAR LEADERS

Year	Name	Points	TD	XP	FG
2016	Tyler Durbin	114	0	63	17
2015	Ezekiel Elliott	138	23	0	0
2014	Sean Nuernberger	128	0	89	13
2013	Carlos Hyde	108	18	0	0
2012	Carlos Hyde	102	17	0	0
2011	Drew Basil	84	0	36	16
2010	Devin Barclay	122	0	62	20
2009	Aaron Pettrey	72	0	30	14
2008	Ryan Pretorius	83	0	38	15
2007	Ryan Pretorius	102	0	48	18
2006	Antonio Pittman	84	14	0	0
2005	Josh Huston	110	0	44	22
2004	Mike Nugent	102	0	30	24
2003	Mike Nugent	86	0	38	16
2002	Mike Nugent	120	0	45	25
2001	Jonathan Wells	96	16	0	0
2000	Dan Stultz	91	0	34	19
1999	Michael Wiley	68	11	1	0
1998	Dan Stultz	92	0	53	13
1997	Dan Stultz	92	0	47	15
1996	Pepe Pearson	102	17	0	0
1995	Eddie George	152	25	1	0
1994	Josh Jackson	73	0	31	14
1993	Joey Galloway	78	13	0	0
1992	Tim Williams	79	0	31	16
1991	Tim Williams	63	0	33	10
1990	Tim Williams	79	0	40	13
1989	Carlos Snow	80	13	1	0
1988	Pat O'Morrow	77	0	23	18
1987	Matt Frantz	56	0	26	10
1986	Matt Frantz	71	0	26	15
1985	Rich Spangler	77	0	38	13
1984	Keith Byars	144	24	0	0
1983	Keith Byars	132	22	0	0
1982	Tim Spencer	90	15	0	0
1981	Bob Atha	88	1	43	13
1980	Vlade Janakievski	90	0	45	15
1979	Vlade Janakievski	97	0	43	18
1978	Art Schlichter	78	13	0	0
1977	Joel Payton	80	13	1	0
1976	Pete Johnson	114	19	0	0
1975	Pete Johnson	156	26	0	0
1974	Tom Klaban	79	0	52	9
1973	Bruce Elia	84	14	0	0
1972	Harold Henson	120	20	0	0
1971	Don Lamka	48	8	0	0
	Fred Schram	48	0	27	7
1970	John Brockington	102	17	0	0
1969	Jim Otis	96	16	0	0
1968	Jim Otis	102	17	0	0

1967	Bill Long	30	5	0	0
1966	Paul Hudson	36	6	0	0
1965	Willard Sander	48	8	0	0
1964	Willard Sander	42	7	0	0
1963	Dick Van Raaphorst	34	0	10	8
1962	David Francis	42	7	0	0
1961	Bob Ferguson	68	11	1	0
1960	Bob Ferguson	78	13	0	0
1959	David Kilgore	19	0	7	4
1958	Bob White	72	12	0	0
1957	Frank Kremblas	55	8	7	0
1956	Don Clark	42	7	0	0
	Jim Roseboro	42	7	0	0
1955	Howard Cassady	90	15	0	0
1954	Bob Watkins	57	9	3	0
1953	Bob Watkins	66	11	0	0
1952	Howard Cassady	36	6	0	0
	Fred Bruney	36	6	0	0
	Robert Grimes	36	6	0	0
1951	Vic Janowicz	24	1	9	3
	Tony Curcillo	24	4	0	0
1950	Vic Janowicz	65	5	26	3
1949	Fred Morrison	54	9	0	0
1948	Joseph Whisler	48	8	0	0
1947	Ollie Cline	12	2	0	0
	Dean Sensenbaugher	12	2	0	0
	Joseph Whisler	12	2	0	0
1946	Joseph Whisler	60	10	0	0
1945	Ollie Cline	54	9	0	0
1944	Les Horvath	72	12	0	0

INDIVIDUAL SCORING RECORDS

Points	Game	Opponent	Year	
1.	30	Carlos Hyde	at Illinois	2013
	30	Keith Byars	Illinois	1984
	30	Pete Johnson	North Carolina	1975
4.	26	Terry Glenn	at Pitt	1995
	26	Joel Payton	Purdue	1977
6.	24	Noah Brown	at Oklahoma	2016
	24	Ezekiel Elliott	vs. Notre Dame	2015
	24	Ezekiel Elliott	vs. Oregon	2014
	24	Jalin Marshall	vs. Indiana	2014
	24	Carlos Hyde	Nebraska	2012
	24	Dane Sanzenbacher	Eastern Michigan	2010
	24	Eddie George	Iowa	1995
	24	Carlos Snow	Minnesota	1987
	24	George Cooper	Utah	1986
	24	John Wooldridge	Indiana	1985
	24	Keith Byars	at Indiana	1983
	24	Pete Johnson	Illinois	1976
	24	Bruce Elia	Iowa	1973
	24	Harold Henson	at Northwestern	1972
	24	Dom Lamka	Iowa	1971
	24	Jim Otis	Michigan	1968
	24	Bob Ferguson	Illinois	1961
	24	Bob Ferguson	at Michigan	1961
	24	Don Clark	Northwestern	1957
	24	Bob Watkins	at California	1953
	24	Bob Grimes	Washington State	1952
	24	Bob White	Indiana	1952

SCORING RECORDS

Points – Season	TD	P1	P2	FG	Year	
1. 156	Pete Johnson	26	0	0	0	1975
2. 152	Eddie George	25	0	1	0	1995
3. 144	Keith Byars	24	0	0	0	1984
4. 138	Ezekiel Elliott	23	0	0	0	2015
5. 132	Keith Byars	22	0	0	0	1983
6. 128	Sean Neuernberger	0	89	0	13	2014
122	Devin Barclay	0	62	0	20	2010
8. 120	Mike Nugent	0	45	0	25	2002
120	Harold Henson	20	0	0	0	1972
10. 114	Tyler Durbin	0	63	0	17	2016
114	Pete Johnson	19	0	0	0	1976
12. 110	Josh Huston	0	44	0	22	2005
13. 108	Ezekiel Elliott	18	0	0	0	2014
108	Carlos Hyde	18	0	0	0	2013
108	Maurice Claret	18	0	0	0	2002
16. 104	Drew Basil	0	77	0	9	2013
104	Terry Glenn	17	0	1	0	1995
18. 102	Carlos Hyde	17	0	0	0	2012
102	Ryan Pretorius	0	48	0	18	2007
102	Mike Nugent	0	30	0	24	2004
102	Pepe Pearson	17	0	0	0	1996
102	John Brockington	17	0	0	0	1970
102	Jim Otis	17	0	0	0	1968
24. 97	Vlade Janakievski	0	43	0	18	1979
25. 96	Jonathan Wells	16	0	0	0	2001
96	Jim Otis	16	0	0	0	1969
27. 92	Dan Stultz	0	53	0	13	1998
92	Dan Stultz	0	47	0	15	1997
92	Gene Fekete	10	29	0	1	1942
30. 91	Dan Stultz	0	34	0	19	2000

Points – Career	TD	P1	P2	FG	Years	
1. 356	Mike Nugent	0	140	0	72	2001-04
2. 348	Pete Johnson	58	0	0	0	1973-76
3. 342	Dan Stultz	0	165	0	59	1997-00
4. 300	Keith Byars	50	0	0	0	1982-85
5. 295	Vlade Janakievski	0	172	0	41	1977-80
6. 294	Rich Spangler	0	177	0	39	1982-85
7. 290	Tim Williams	0	143	0	49	1990-93
8. 272	Eddie George	45	0	1	0	1992-95
9. 268	Drew Basil	0	169	0	33	2010-13
10. 264	Ezekiel Elliott	44	0	0	0	2013-15
11. 254	Josh Jackson	0	146	0	36	1993-96
12. 246	Carlos Hyde	41	0	0	0	2010-13
13. 224	Tim Spencer	37	0	1	0	1979-82
14. 222	Howard Cassady	37	0	0	0	1952-55
15. 220	Braxton Miller	36	0	2	0	2011-15
16. 218	David Boston	36	0	1	0	1996-98
17. 216	Harold Henson	36	0	0	0	1972-74
18. 212	Carlos Snow	35	0	1	0	1987-91
19. 210	Jim Otis	35	0	0	0	1967-69
210	Art Schlichter	35	0	0	0	1978-81

Touchdowns – Game	Opponent	Year	
1. 5	Carlos Hyde	at Illinois	2013
5	Pete Johnson	North Carolina	1975
5	Keith Byars	Illinois	1984
4. 4	33 times, with the most recent game:		
	Noah Brown	at Oklahoma	2016

Touchdowns – Season	Year	
1. 26	Pete Johnson	1975
2. 25	Eddie George	1995
3. 24	Keith Byars	1984
4. 23	Ezekiel Elliott	2015
5. 22	Keith Byars	1983
6. 20	Harold Henson	1972
7. 19	Pete Johnson	1976
8. 18	Ezekiel Elliott	2014
18	Carlos Hyde	2013
10. 17	Carlos Hyde	2012
17	Pepe Pearson	1996
17	Terry Glenn	1995
17	John Brockington	1970
17	Jim Otis	1968

Touchdowns – Career	Year	
1. 58	Pete Johnson	1973-76
2. 50	Keith Byars	1982-85
3. 45	Eddie George	1992-95
4. 44	Ezekiel Elliott	2013-15
5. 41	Carlos Hyde	2010-13
6. 37	Tim Spencer	1979-82
37	Howard Cassady	1952-55
8. 36	Braxton Miller	2011-15
36	David Boston	1996-98
10. 35	Champ Henson	1971-74
35	Carlos Snow	1987-91
35	Art Schlichter	1978-81
35	Jim Otis	1967-69
14. 32	Pepe Pearson	1994-97
15. 31	J.T. Barrett	2014-pres.

Most Kicking Points - Season	XP	FG	Year	
1. 128	Sean Nuernberger	89	13	2014
2. 122	Devin Barclay	62	20	2010
3. 120	Mike Nugent	45	25	2002
4. 114	Tyler Durbin	63	17	2016
5. 110	Josh Huston	44	22	2005
6. 102	Ryan Pretorius	48	18	2007
102	Mike Nugent	30	24	2004
8. 97	Vlade Janakievski	43	18	1979
9. 92	Dan Stultz	53	13	1998
92	Dan Stultz	47	15	1997

Most Kicking Points - Career	XP	FG	Years	
1. 356	Mike Nugent	140	72	2001-04
2. 342	Dan Stultz	165	59	1997-00
3. 295	Vlade Janakievski	172	41	1977-80
4. 294	Rich Spangler	177	39	1982-85
5. 290	Tim Williams	143	49	1990-93
6. 268	Drew Basil	169	33	2010-13
7. 254	Josh Jackson	146	36	1993-96
8. 190	Ryan Pretorius	88	34	2005-08

KICKING AND PUNTING RECORDS

EXTRA POINT RECORDS

Extra Points Made – Game		Attempted	Opponent	Year
1.	11	Tyler Durbin	11.....Bowling Green	2016
2.	10	Devin Barclay	10.....Eastern Michigan	2010
	10	Vic Janowicz	11.....Iowa	1950
4.	9	Sean Nuernberger	9.....Kent State	2014
	9	Drew Basil	9.....Penn State	2013
	9	Drew Basil	9.....Nebraska	2012
	9	Vlade Janakievski	9.....Northwestern	1978
	9	Vlade Janakievski	9.....at Northwestern	1980
	9	Rich Spangler	9.....Minnesota	1983
10.	8	Sean Nuernberger	8.....Rutgers	2014
	8	Sean Nuernberger	8.....vs. Wisconsin	2014
	8	Drew Basil	8.....at Purdue	2013
	8	Drew Basil	8.....Miami (Ohio)	2012
	8	Josh Jackson	8.....Rice	1996
	8	Josh Jackson	9.....Pitt	1996
	8	Josh Jackson	8.....Iowa	1995
	8	Blair Conway	8.....Minnesota	1973
	8	Tom Klaban	8.....Wisconsin	1975
	8	Vlade Janakievski	8.....Wisconsin	1979
	8	Rich Spangler	8.....at Indiana	1983

Extra Points Made – Season		Attempts	Pct.	Year
1.	89	Sean Nuernberger	89.....1.000	2014
2.	77	Drew Basil	79.....974	2013
3.	63	Tyler Durbin	65.....969	2016
4.	62	Devin Barclay	62.....1.000	2010
5.	57	Josh Jackson	60.....950	1995
6.	56	Drew Basil	57.....982	2012
7.	55	Aaron Pettrey	58.....948	2006
8.	53	Dan Stultz	54.....981	1998
	53	Rich Spangler	54.....981	1983
10.	52	Josh Jackson	56.....929	1996
	52	Tom Klaban	53.....981	1974

Extra Points Made – Career		Attempts	Pct.	Years
1.	177	Rich Spangler	184.....962	1983-86
2.	172	Vlade Janakievski	179.....961	1977-80
3.	169	Drew Basil	173.....977	2010-13
4.	165	Dan Stultz	173.....954	1996-00
5.	146	Josh Jackson	158.....924	1993-96
6.	143	Tim Williams	145.....986	1990-93
7.	140	Mike Nugent	143.....979	2001-04
9.	106	Sean Nuernberger	106.....1.000	2014-pres.
9.	100	Tom Klaban	104.....962	1972-75
10.	92	Drew Basil	94.....978	2010-13

Extra Points Attempted – Game

Extra Points Attempted – Game		Made	Opponent	Year
1.	11	Tyler Durbin	11.....Bowling Green	2016
	11	Vic Janowicz	10.....Iowa	1959
3.	10	Devin Barclay	10.....Eastern Michigan	2010
4.	9	Sean Nuernberger	9.....Kent State	2014
	9	Drew Basil	9.....Penn State	2013
	9	Drew Basil	9.....Nebraska	2012
	9	Josh Jackson	8.....Pitt	1996
	9	Blair Conway	9.....Northwestern	1973
	9	Vlade Janakievski	9.....Northwestern	1978
	9	Vlade Janakievski	9.....at Northwestern	1980
	9	Rich Spangler	9.....Minnesota	1983
	9	Pat O'Morrow	9.....Utah	1986

Extra Points Attempted – Season

Extra Points Attempted – Season		Made	Pct.	Year
1.	89	Sean Nuernberger	89.....1.000	2014
2.	79	Drew Basil	77.....977	2013
3.	65	Tyler Durbin	63.....969	2016
4.	62	Devin Barclay	62.....1.000	2010
5.	60	Josh Jackson	57.....950	1995
6.	58	Aaron Pettrey	55.....948	2006
7.	57	Drew Basil	56.....982	2012
	56	Josh Jackson	52.....929	1996
9.	55	Blair Conway	45.....818	1973
10.	54	Dan Stultz	53.....981	1998
	54	Rich Spangler	53.....981	1983

Extra Points Attempted – Career

Extra Points Attempted – Career		Made	Pct.	Years
1.	184	Rich Spangler	177.....962	1982-85
2.	179	Vlade Janakievski	172.....961	1977-80
3.	173	Drew Basil	169.....977	2010-13
	173	Dan Stultz	165.....954	1997-00
5.	158	Josh Jackson	146.....924	1993-96
6.	145	Tim Williams	143.....986	1990-93
7.	143	Mike Nugent	140.....979	2001-04
8.	106	Sean Nuernberger	106.....1.000	2014-pres.
9.	104	Tom Klaban	100.....962	1972-75
10.	94	Drew Basil	92.....978	2010-13

Extra Point Percentage – Season

Extra Point Percentage – Season		Made	Attempted	Year
1.	1.000	Sean Nuernberger	89.....89	2014
	1.000	Devin Barclay	62.....62	2010
	1.000	Jack Willoughby	45.....45	2015
	1.000	Vlade Janakievski	44.....44	1977
	1.000	Tim Williams	40.....40	1990
	1.000	Tim Williams	39.....39	1993
	1.000	Mike Nugent	38.....38	2003
	1.000	Tim Williams	31.....31	1992
	1.000	Mike Nugent	30.....30	2004
	1.000	Fred Schram	27.....27	1971
	1.000	Matt Frantz	26.....26	1986
	1.000	Pat O'Morrow	23.....23	1988

Extra Points Percentage – Career

Extra Points Percentage – Career		Made	Attempted	Years
1.	1.000	Sean Nuernberger	106.....106	2014-pres.
	1.000	Devin Barclay	74.....74	2009-10
3.	.986	Tim Williams	143.....145	1990-93
4.	.981	Josh Huston	53.....54	2001, 05
5.	.981	Matt Frantz	52.....53	1986-87
6.	.979	Mike Nugent	140.....143	2001-04
7.	.977	Drew Basil	169.....173	2010-13
	.977	Ryan Pretorius	88.....90	2005-08
	.977	Bob Atha	44.....45	1980-81
10.	.969	Tyler Durbin	63.....65	2016

KICKING AND PUNTING RECORDS

Consecutive Extra Points – SeasonYear

1.	89	Sean Nuernberger	2014
2.	62	Devin Barclay	2010
3.	58	Drew Basil	2013
4.	46	Josh Jackson	1995
5.	45	Vlade Janakievski	1980
	45	Jack Willoughby	2015
7.	44	Drew Basil	2012
	44	Vlade Janakievski	1977
9.	42	Rich Spangler	1984
10.	41	Rich Spangler	1983

Consecutive Extra Points – CareerYears

1.	106	Sean Nuernberger	2014-pres.
2.	102	Drew Basil	2012-13
3.	86	Tim Williams	1991-93
4.	83	Mike Nugent	2002-04
5.	74	Devin Barclay	2009-10
6.	63	Pat O'Morrow	1986-89
7.	62	Josh Jackson	1995-96
8.	61	Dan Stultz	1996-98
9.	52	Mike Nugent	2001-02
	52	Matt Frantz	1986-87

FIELD GOAL RECORDS

Field Goals Made – Game Att OpponentYear

1.	5	Devin Barclay	6	Miami (Fla.)	2010
	5	Josh Huston	6	Texas	2005
	5	Mike Nugent	5	at North Carolina St.	2004
	5	Bob Atha	5	Indiana	1981
5.	4	Drew Basil	5	Michigan	2012
	4	Ryan Pretorius	4	Youngstown State	2008
	4	Mike Nugent	4	vs. Oklahoma State	2004
	4	Mike Nugent	4	Michigan State	2003
	4	Dan Stultz	4	at Illinois	2000
	4	Pat O'Morrow	4	Syracuse	1988
	4	Matt Frantz	4	at Purdue	1986
	4	Vlade Janakeivski	4	Minnesota	1980
	4	Tom Klaban	4	Michigan	1974

Field Goals Made – Season AttemptsPctYear

1.	25	Mike Nugent	28	.893	2002
2.	24	Mike Nugent	27	.889	2004
3.	22	Josh Huston	28	.786	2005
4.	20	Devin Barclay	24	.833	2010
	19	Dan Stultz	24	.792	2000
6.	18	Ryan Pretorius	23	.783	2007
	18	Pat O'Morrow	23	.783	1988
	18	Vlade Janakievski	21	.857	1979
9.	17	Tyler Durbin	22	.772	2016
10.	16	Drew Basil	19	.842	2011
	16	Mike Nugent	19	.842	2003
	16	Tim Williams	29	.552	1992

Field Goals Made – Career AttemptsPctYears

1.	72	Mike Nugent	88	.818	2001-04
2.	59	Dan Stultz	91	.648	1996-00
3.	49	Tim Williams	77	.636	1990-93
4.	41	Vlade Janakievski	61	.672	1977-80
5.	39	Rich Spangler	63	.619	1982-85
6.	36	Josh Jackson	49	.735	1993-96
7.	34	Ryan Pretorius	44	.773	2005-08
8.	33	Drew Basil	42	.786	2010-13
9.	30	Pat O'Morrow	47	.638	1986-89
10.	27	Devin Barclay	34	.794	2009-10

Field Goals Attempted – Game

			Made	Opponent	Year
1.	6	Devin Barclay	5	Miami (Fla.)	2010
	6	Josh Huston	5	Texas	2005
3.	5	Drew Basil	4	Michigan	2012
	5	Mike Nugent	5	at North Carolina St.	2004
	5	Mike Nugent	4	at Illinois	2002
	5	Bob Atha	5	Indiana	1981
	5	Matt Frantz	3	at Wisconsin	1986
	5	Tim Williams	3	Illinois	1992
	5	Pat O'Morrow	2	Illinois	1988
	5	Vlade Janakievski	2	at Michigan	1977
	5	Pat O'Morrow	2	Boston College	1989
	5	Tom Skladany	1	Purdue	1976

Field Goals Attempted – Season

			Made	Pct	Year
1.	29	Tim Williams	16	.552	1992
2.	28	Josh Huston	22	.786	2005
	28	Mike Nugent	25	.893	2002
4.	27	Mike Nugent	24	.889	2004
5.	25	Dan Stultz	13	.520	1998
	25	Dan Stultz	15	.600	1997
7.	24	Devin Barclay	20	.833	2010
	24	Dan Stultz	19	.792	2000
9.	23	Ryan Pretorius	18	.783	2007
	23	Pat O'Morrow	18	.783	1988
	23	Tom Skladany	8	.348	1976

Field Goals Attempted – Career

			Made	Pct	Years
1.	91	Dan Stultz	59	.648	1996-00
2.	88	Mike Nugent	72	.818	2001-04
3.	77	Tim Williams	49	.636	1990-93
4.	63	Rich Spangler	39	.619	1982-85
5.	61	Vlade Janakievski	41	.672	1977-80
6.	49	Josh Jackson	36	.735	1993-96
7.	47	Pat O'Morrow	30	.638	1986-89
8.	44	Ryan Pretorius	34	.773	2004-08
9.	42	Drew Basil	33	.786	2010-13
10.	39	Aaron Pettrey	29	.744	2006-09

KICKING AND PUNTING RECORDS

Field Goal Percentage – Season (Min. 5 made)

	Made	Attempt	Year
1. .900	Drew Basil	9.....10	2013
2. .893	Mike Nugent	25.....28	2002
3. .889	Mike Nugent	24.....27	2004
4. .875	Aaron Pettrey	7.....8	2008
5. .857	Vlade Janakeivski	18.....21	1979
6. .842	Drew Basil	16.....19	2011
	.842 Mike Nugent	16.....19	2003
8. .833	Devin Barclay	20.....24	2010
9. .824	Josh Jackson	14.....17	1994
10. .792	Dan Stultz	19.....24	2000

Field Goal Percentage – Career (Min. 20 att.)

	Made	Attempted	Years
1. .818	Mike Nugent	72.....88	2001-04
2. .794	Devin Barclay	27.....34	2009-10
3. .786	Drew Basil	33.....42	2010-13
4. .773	Ryan Pretorius	34.....44	2005-08
5. .772	Tyler Durbin	17.....22	2016
6. .744	Aaron Pettrey	29.....39	2006-09
7. .735	Josh Jackson	36.....49	1993-96
8. .676	Matt Frantz	25.....37	1986-87
9. .672	Vlade Janakievski	41.....61	1977-80
10. .667	Sean Nuernberger	16.....24	2014-pres.

Most 50+ Yard Field Goals Made in a Season

	Attempts	Year
1. 5	Mike Nugent	5.....2004
2. 2	Aaron Pettrey	4.....2009
	Aaron Pettrey	3.....2008
	Aaron Pettrey	3.....2006
	Mike Nugent	2.....2003
	Pat O'Morrow	2.....1987

Most 50+ Yard Field Goals Made in a Career

	Attempts	Years
1. 8	Mike Nugent	9.....2001-04
2. 6	Aaron Pettrey	10.....2006-08
3. 4	Tim Williams	8.....1990-93
4. 3	Ryan Pretorius	4.....2006-08
	3 Pat O'Morrow	7.....1986, 88-89

Most 50+ Yard Field Goals Attempted in a Season

	Made	Year
1. 6	Mike Nugent	5.....2004
	Tom Skladany	0.....1976
3. 4	Aaron Pettrey	2.....2009
	Vlade Janakievski	0.....1977
	Robert Funk	0.....1964

Most 50+ Yard Field Goals Attempted in a Career

	Made	Years
1. 10	Aaron Pettrey	6.....2006-08
2. 9	Mike Nugent	8.....2001-04
	9 Tom Skladany	1.....1974-76
4. 8	Tim Williams	4.....1990-93
5. 7	Pat O'Morrow	3.....1986, 88-89

Most 40 to 49 Yard Field Goals Made in a Season

	Attempts	Year
1. 10	Mike Nugent	11.....2002
2. 6	Drew Basil	8.....2011
3. 5	Sean Nuernberger	10.....2014
	5 Aaron Pettrey	5.....2009
	5 Josh Huston	8.....2005
	5 Mike Nugent	6.....2004
	5 Dan Schultz	7.....1999
	5 Tom Klaban	6.....1975

Most 40 to 49 Yard Field Goals Made in a Career

	Attempts	Years
1. 21	Mike Nugent	28.....2001-04
2. 14	Dan Stultz	34.....1996-2000
3. 12	Aaron Pettrey	12.....2005-09
4. 10	Rich Spangler	17.....1982-85
5. 9	Tom Klaban	11.....1974-75

Most 40 to 49 Yard Field Goals Attempted in a Season

	Made	Year
1. 11	Mike Nugent	10.....2002
2. 10	Sean Nuernberger	10.....2014
	10 Dan Stultz	2.....1997
4. 9	Dan Stultz	2.....1998
5. 8	Drew Basil	6.....2011
	Josh Huston	5.....2005

Most 40 to 49 Yard Field Goals Attempted in a Career

	Made	Years
1. 34	Dan Stultz	14.....1996-2000
2. 28	Mike Nugent	21.....2001-04
3. 19	Pat O'Morrow	8.....1986, 88-89
4. 17	Rich Spangler	10.....1982-85
5. 15	Tim Williams	6.....1990-93

Consecutive Field Goals Made

	Games	Years
1. 24	Mike Nugent	13.....2001-02
2. 15	Vlade Janakievski	5.....1979-80
3. 12	Drew Basil	7.....2011
4. 10	Tyler Durbin	7.....2016
	10 Dan Stultz	4.....2000
	10 Vlade Janakievski	8.....1978-79
7. 9	Ryan Pretorius	6.....2007
	9 Mike Nugent	4.....2004
	9 Mike Nugent	4.....2004
	9 Josh Jackson	7.....1994-95

Consecutive Field Goals Made in Ohio Stadium

	Games	Years
1. 17	Mike Nugent	9.....2002-03
2. 15	Aaron Pettrey	9.....2006, 08-09
3. 12	Drew Basil	6.....2011-12
	12 Mike Nugent	7.....2003
5. 10	Vlade Janakievski	7.....1978-79
	10 Vlade Janakievski	4.....1980
7. 9	Tim Williams	5.....1992-93
8. 8	Ryan Pretorius	5.....2006-07
9. 7	Tyler Durbin	5.....2016

KICKING AND PUNTING RECORDS

Longest Field Goal – Game			Opponent	Year
1.	59	Tom Skladany	at Illinois.....	1975
2.	55	Mike Nugent	Marshall.....	2004
	55	Mike Nugent	Wisconsin.....	2004
		Dan Stultz	Indiana.....	1997
	55	Gary Cairns	at Illinois.....	1966
6.	54	Aaron Pettrey	Youngstown State.....	2008
7.	53	Mike Nugent	at Michigan State.....	2004
	53	Mike Nugent	Iowa.....	2003
	53	Bob Atha	at Purdue.....	1981
10.	52	Drew Basil	Michigan.....	2012
	52	Aaron Pettrey	Navy.....	2009
	52	Ryan Pretorius	Cincinnati.....	2005
	52	Mike Nugent	Indiana.....	2004
	52	Mike Nugent	Purdue.....	2003
	52	Tim Williams	at Illinois.....	1992
	52	Tim Williams	at Boston College.....	1990
	52	Rich Spangler	vs Southern California.....	1985

Longest Field Goal Made in Ohio Stadium – Game			Opponent	Year
1.	55	Mike Nugent	Marshall.....	2004
	55	Mike Nugent	Wisconsin.....	2004
		Dan Stultz	Indiana.....	1997
4.	54	Aaron Pettrey	Youngstown State.....	2008
5.	53	Mike Nugent	Iowa.....	2003
6.	52	Drew Basil	Michigan.....	2012
	52	Aaron Pettrey	Navy.....	2009
	52	Ryan Pretorius	Cincinnati.....	2005
	52	Mike Nugent	Indiana.....	2004
	52	Mike Nugent	Purdue.....	2003
11.	51	Aaron Pettrey	Indiana.....	2006
	51	Mike Nugent	Indiana.....	2002
	51	Matt Frantz	Indiana.....	1987
	51	Rich Spangler	Indiana.....	1985
15.	50	Aaron Pettrey	Illinois.....	2009
	50	Ryan Pretorius	Youngstown State.....	2008
	50	Ryan Pretorius	Penn State.....	2007
	50	Tim Williams	Illinois.....	1992
	50	Bob Atha	Northwestern.....	1979

“Late” Ohio State Game-Winning Field Goals

Date	Kicker	Opponent	FG	Time	Score
11-14-09	Devin Barclay	Iowa.....	39	OT1	27-24
9-11-04	Mike Nugent	Marshall.....	55	:00, 4th	24-21
11-15-03	Mike Nugent	at Purdue.....	36	OT1	16-13
11-11-00	Dan Stultz	at Illinois.....	34	:00, 4th	24-21
10-23-99	Dan Stultz	at Minnesota.....	40	1:15, 4th	20-17
10-17-87	Matt Frantz	at Purdue.....	50	3:10, 4th	20-17
11-21-87	Matt Frantz	at Michigan.....	26	5:18, 4th	23-20
9-20-86	Pat O’Morrow	Colorado.....	19	00:25, 4th	13-10
11-14-70	Fred Schram	at Purdue.....	30	2:04, 4th	10-7
11-20-65	Bob Funk	at Michigan.....	28	1:15, 4th	9-7
10-30-65	Bob Funk	Minnesota.....	18	1:17, 4th	11-10
10-2-65	Bob Funk	at Washington.....	27	00:59, 4th	23-21
10-10-62	D. VanRaaphorst	Indiana.....	27	00:08, 4th	10-7
11-1-52	Tad Weed	at Northwestern.....	27	5:54, 4th	24-21
1-2-50	Jimmy Hague	vs. California*.....	17	1:55, 4th	17-14
11-3-45	Max Schnittker	Northwestern.....	32	1:28, 4th	16-14
11-13-43	John Stungis	Illinois.....	27	:00, 4th	29-26
10-5-40	Charlie Maag	Purdue.....	29	0:19, 4th	17-14
11-19-32	Mickey Vuchinich	at Illinois.....	27	<2:00, 4th	3-0
11-15-19	Chic Harley	at Wisconsin.....	22	4th	3-0

**Rose Bowl*

*Special thanks to historian **Jack Park**, who assisted on some of the plays.*

PUNTING RECORDS

Punt Yards – Game						Attempts	Avg.	Opponent	Year
1.	685	Vic Janowicz.....	21.....	32.6.....	Michigan.....			1950	
2.	492	Tom Tupa.....	10.....	49.2.....	West Virginia.....			1987	
3.	490	Gary Lago.....	11.....	44.5.....	Minnesota.....			1971	
4.	452	Vic Janowicz.....	10.....	45.2.....	Pitt.....			1951	
5.	443	B. Bartholomew.....	10.....	44.3.....	at Michigan.....			1997	

Punt Yards – Season						Punts	Avg.	Year
1.	3,553	B.J. Sander.....		82.....	43.3.....			2003
2.	3,252	Brent Bartholomew.....		72.....	45.2.....			1997
3.	2,963	Tom Tupa.....		63.....	47.0.....			1987
4.	2,889	Ben Buchanan.....		70.....	41.3.....			2011
5.	2,780	Kyle Turano.....		65.....	42.8.....			2004
6.	2,697	Andy Groom.....		60.....	45.0.....			2002
7.	2,653	Tom Orosz.....		65.....	40.8.....			1980
8.	2,614	Cameron Johnston.....		56.....	46.7.....			2016
9.	2,549	Cameron Johnston.....		58.....	43.9.....			2015
10.	2,536	Gary Lago.....		63.....	40.3.....			1971

Punt Yards – Career						Punts	Avg.	Year
1.	9,927	Brent Bartholomew.....		237.....	41.9.....			1995-98
2.	9,564	Tom Tupa.....		214.....	44.7.....			1984-87
3.	9,483	Cameron Johnston.....		211.....	44.9.....			2013-16
4.	7,286	Ben Buchanan.....		177.....	41.2.....			2009-12
5.	8,317	A.J. Trapasso.....		203.....	41.0.....			2005-08

Punt Attempts – Game						Yards	Avg.	Opponent	Year
1.	21	Vic Janowicz.....	685.....	32.6.....	Michigan.....			1950	
2.	11	A.J. Trapasso.....	411.....	37.4.....	at Michigan.....			2007	
	11	Mike Sensibaugh.....	402.....	36.5.....	So. Methodist.....			1968	
	11	Gary Lago.....	490.....	44.5.....	at Minnesota.....			1971	

KICKING AND PUNTING RECORDS

Punt Attempts – Season.....Yards.....Avg.Year

1.	82	B.J. Sander	3,553	43.3	2003
2.	72	Brent Bartholomew	3,252	45.2	1997
3.	70	Ben Buchanan	2,889	41.3	2011
4.	65	Kyle Turano	2,780	42.8	2004
	65	Tom Orosz	2,653	40.8	1980
6.	63	Tom Tupa	2,965	47.1	1987
	63	Gary Lago	2,536	40.3	1971
8.	62	Vic Janowicz	2,446	39.5	1951
9.	61	Dan Stultz	2,353	38.6	1999
10.	60	Andy Groom	2,697	45.0	2002
	60	Scott Terna	2,475	41.3	1994

Punt Attempts – Career

1.	237	Brent Bartholomew	9,927	41.9	1995-98
2.	214	Tom Tupa	9,564	44.7	1984-87
3.	211	Cameron Johnston	9,483	44.9	2013-16
4.	203	A.J. Trapasso	8,317	41.0	2005-08
5.	177	Ben Buchanan	7,286	41.2	2009-12

Punts Had Blocked – Game.... Punts..... OpponentYear

1.	4	Vic Janowicz	21	Michigan	1950
2.	1	41 times, with the most recent: Cameron Johnston	7	Penn State	2016

Punts Had Blocked – Season

1.	5	Vic Janowicz	54	1950
2.	2	Ben Buchanan	70	2011
	2	Ben Buchanan	44	2010
	2	Andy Groom	49	2001
	2	B. J. Sander	37	2000
	2	Tom Orosz	43	1979
	2	Gary Lago	48	1972
	2	Jeff Bohlman	51	1990

Punts Had Blocked – Career

1.	5	Vic Janowicz	120	1949-51
	5	Ben Buchanan	118	2009-12
2.	4	Jeff Bohlman	142	1988-90
3.	3	Andy Groom	109	2001-02
	3	Brent Bartholomew	237	1995-98
	3	Karl Edwards	101	1981-83
	3	Gary Lago	151	1970-72
	3	Tom Orosz	162	1977-80

Punting Average – Game (min. 5 punts)

		Punts.....	Yards...	Opponent	Year	
1.	57.0	Cameron Johnston	6	342	at Illinois	2013
2.	52.3	Tom Skladany	8	418	Michigan	1976
3.	52.2	Cameron Johnston	6	313	NIU	2015
4.	51.6	Brent Bartholomew	7	361	Toledo	1998
5.	51.2	Cameron Johnston	5	256	Tulsa	2016
6.	50.8	A. J. Trapasso	6	305	Cincinnati	2006
	50.6	Cameron Johnston	5	253	at Oklahoma	2016
8.	50.2	Andy Groom	6	301	at Wisconsin	2002
9.	49.8	Cameron Johnston	5	249	Indiana	2014
	49.7	Cameron Johnston	7	348	vs. Clemson	2016
11.	49.4	B.J. Sander	5	247	N. Carolina St.	2003
12.	49.2	Cameron Johnston	6	295	Indiana	2016
	49.2	Tom Tupa	10	492	West Virginia	1987
14.	49.1	B.J. Sander	9	442	at Michigan	2003

Punting Average – Season

1.	47.1	Tom Tupa	45	2,118	1984
2.	47.0	Tom Tupa	63	2,963	1987
3.	46.8	Tom Skladany	41	1,918	1975
4.	46.2	Cameron Johnston	57	2,614	2016
5.	45.7	Tom Skladany	31	1,416	1974

Punting Average – Career

1.	45.0	Andy Groom	109	4,901	2001-02
2.	44.9	Cameron Johnston	211	9,483	2013-16
3.	44.7	Tom Tupa	214	9,564	1984-87
4.	44.3	Cameron Johnston	155	6,869	2013-
5.	42.8	Kyle Turano	65	2,780	2004
6.	42.7	Tom Skladany	160	6,838	1973-76
7.	42.2	B.J. Sander	125	5,270	1999-03
8.	41.9	Brent Bartholomew	237	9,927	1995-98
9.	41.8	Tom Orosz	162	6,767	1977-80
10.	41.2	Ben Buchanan	177	7,286	2009-12

Punts Inside the 20 – Season

1.	31	Cameron Johnston	2013
2.	27	Ben Buchanan	2011
3.	26	Cameron Johnston	2016
	26	Cameron Johnston	2015
	26	Cameron Johnston	2014

Punts Inside the 20 – Career

1.	109	Cameron Johnston	2013-
2.	78	A.J. Trapasso	2005-08
3.	58	Ben Buchanan	2009-12
4.	56	Brent Bartholomew	1995-98
5.	56	Tom Tupa	1984-87

DEFENSIVE RECORDS

YEAR-BY-YEAR LEADERS

Year	Name	Total	Solos	Assists
2016	Raekwon McMillan (LB)	102	49	53
2015	Raekwon McMillan (LB)	119	57	62
2014	Joshua Perry (LB)	124	73	51
2013	Ryan Shazier (LB)	143	101	42
2012	Ryan Shazier (LB)	115	70	45
2011	C.J. Barnett (DB)	75	49	26
2010	Brian Rolle (LB)	76	35	41
2009	Ross Homan (LB)	108	57	51
2008	James Laurinaitis (LB)	130	52	78
2007	James Laurinaitis (LB)	121	51	70
2006	James Laurinaitis (LB)	115	53	62
2005	AJ Hawk (LB)	121	69	52
2004	AJ Hawk (LB)	141	62	79
2003	AJ Hawk (LB)	106	52	54
2002	Matt Wilhelm (LB)	121	79	42
2001	Mike Doss (DB)	87	57	30
2000	Mike Doss (DB)	94	73	21
1999	Na'il Diggs (LB)	94	64	30
1998	Damon Moore (DB)	81	62	19
1997	Antoine Winfield (DB)	100	82	18
1996	Damon Moore (DB)	89	61	28
1995	Greg Bellisari (LB)	98	54	44
1994	Lorenzo Styles (LB)	132	76	56
1993	Lorenzo Styles (LB)	117	84	33
1992	Steve Tovar (LB)	128	73	55
1991	Steve Tovar (LB)	97	61	36
1990	Steve Tovar (LB)	125	78	47
1988	Derek Isaman (LB)	88	45	43
1988	John Sullivan (LB)	88	38	50
1987	Chris Spielman (LB)	156	78	78
1986	Chris Spielman (LB)	205	105	100
1985	Pepper Johnson (LB)	141	74	67
1984	Pepper Johnson (LB)	140	77	63
1983	Rowland Tatum (LB)	156	75	81
1982	Marcus Marek (LB)	178	78	100
1981	Marcus Marek (LB)	148	66	82
1980	Marcus Marek (LB)	140	58	82
1979	Alvin Washington (LB)	120	69	51
1978	Tom Cousineau (LB)	244	142	102
1977	David Adkins (LB)	172	98	74
1976	Tom Cousineau (LB)	184	102	82
1975	Ed Thompson (LB)	126	59	67
1974	Bruce Elia (LB)	144	74	70
1973	Randy Gradishar (LB)	134	60	74
1972	Rick Middleton (LB)	112	38	74
1971	Vic Koegel (LB)	126	61	65
1970	Stan White (LB)	106	67	39

TACKLE RECORDS

Total Tackles – Game	Solo	Assist	Opponent	Year	
1. 29	Chris Spielman	10	19	Michigan	1986
29	Tom Cousineau	9	20	Penn State	1978
3. 28	Tom Cousineau	16	12	SMU	1978
4. 24	David Adkins	12	12	Oklahoma	1977
24	Arnie Jones	7	17	Michigan	1972
6. 23	Tom Cousineau	9	14	Baylor	1978
23	Tom Cousineau	11	12	Indiana	1975
8. 22	Chris Spielman	10	12	at Washington	1986
22	Tom Cousineau	6	16	Michigan	1976
22	Randy Gradishar	7	15	Washington State	1973
11. 21	Marcus Marek	8	13	Michigan	1982
21	Tom Cousineau	9	12	Michigan	1978
21	Ed Thompson	6	15	Michigan	1976
21	Vic Koegel	7	14	Northwestern	1971
15. 20	Ryan Shazier	16	4	Indiana	2013
20	A.J. Hawk	8	12	Wisconsin	2004

Total Tackles – Season	Solo	Assist	Year	
1. 211	Tom Cousineau	101	110	1978
2. 205	Chris Spielman	105	100	1986
3. 178	Marcus Marek	78	100	1982
4. 172	David Adkins	98	74	1977
5. 156	Chris Spielman	78	78	1987
156	Rowland Tatum	75	81	1983
7. 149	Ed Thompson	74	75	1976
8. 148	Marcus Marek	66	82	1981
9. 147	Tom Cousineau	70	77	1976
10. 146	Alvin Washington	70	76	1978
11. 144	Bruce Elia	74	70	1974
12. 143	Ryan Shazier	101	42	2013
143	Glen Cobb	71	72	1982
14. 141	“Pepper” Johnson	74	67	1985
141	Tom Cousineau	62	79	1977
141	AJ Hawk	62	79	2004

Total Tackles – Career	Solo	Assist	Years	
1. 572	Marcus Marek	256	316	1979-82
2. 569	Tom Cousineau	259	310	1975-78
3. 546	Chris Spielman	283	263	1984-87
4. 408	Steve Tovar	239	169	1989-92
5. 394	AJ Hawk	196	198	2002-05
6. 379	“Pepper” Johnson	190	189	1982-85
7. 375	James Laurinaitis	159	216	2005-08
8. 345	Alvin Washington	178	167	1977-80
9. 338	Ed Thompson	163	175	1974-76
10. 336	Glen Cobb	163	173	1979-82
11. 331	Mike Doss	228	103	1999-02
12. 320	Randy Gradishar	155	165	1971-73
13. 316	Kelton Dansler	178	138	1975-78
14. 315	Ryan Shazier	208	107	2011-13
15. 314	Aaron Brown	173	141	1974-77
16. 306	Ryan Shazier	201	105	2011-13
17. 298	Joshua Perry	167	131	2012-15
18. 290	Jerome Foster	168	122	1979-82
19. 282	Lorenzo Styles	184	98	1992-94
20. 280	Nick Buonamici	122	158	1973-76

DEFENSIVE RECORDS

Solo Tackles – Game		Assist	Total	Opponent	Year	
1.	16	Ryan Shazier	4	20	Indiana	2013
	16	Tom Cousineau	12	28	SMU	1978
3.	14	Lorenzo Styles	4	18	Michigan State	1993
	14	Chris Spielman	2	16	Michigan	1987
	14	Thomas Johnson	6	20	at Wisconsin	1984
	14	Aaron Brown	14	2	vs. Alabama	1978

Solo Tackles – Season		Assist	Total	Year	
1.	142	Tom Cousineau	102	244	1978
2.	105	Chris Spielman	100	205	1986
3.	101	Ryan Shazier	42	143	2013
4.	98	David Adkins	74	172	1977
5.	84	Lorenzo Styles	33	117	1993

Solo Tackles – Career		Assist	Total	Years	
1.	283	Chris Spielman	263	546	1984-87
2.	259	Tom Cousineau	310	569	1975-78
3.	256	Marcus Marek	316	572	1979-82
4.	239	Steve Tovar	169	408	1989-92
5.	228	Mike Doss	103	331	1999-02
6.	208	Ryan Shazier	107	315	2011-13
7.	197	Andy Katzenmoyer	59	256	1996-98
8.	196	AJ Hawk	198	394	2002-05
9.	191	Damon Moore	76	367	1995-98
10.	190	Thomas "Pepper" Johnson	189	379	1982-85

Assisted Tackles – Game		Solo	Total	Opponent	Year	
1.	20	Tom Cousineau	9	29	Penn State	1978
2.	19	Chris Spielman	10	29	Michigan	1986
3.	16	Tom Cousineau	6	22	Michigan	1976
4.	15	Thomas Johnson	4	19	Iowa	1985
	15	Marcus Marek	5	15	Stanford	1982
	15	Marcus Marek	4	19	Florida State	1981
	15	Ed Thompson	6	21	Michigan	1976

Assisted Tackles – Season		Solo	Total	Year	
1.	102	Tom Cousineau	142	244	1978
2.	100	Chris Spielman	105	205	1986
	100	Marcus Marek	78	178	1982
4.	82	Marcus Marek	66	148	1981
	82	Marcus Marek	58	140	1980

Assisted Tackles – Career		Solo	Total	Years	
1.	316	Marcus Marek	256	572	1979-82
2.	310	Tom Cousineau	259	569	1975-78
3.	263	Chris Spielman	283	546	1984-87
4.	216	James Laurinaitis	159	375	2005-08
5.	198	AJ Hawk	196	394	2002-05
6.	189	Thomas Johnson	190	379	1982-85
7.	175	Ed Thompson	163	338	1974-76

Tackles for Loss – Game		Yards	Opponent	Year	
1.	5.0	Ryan Shazier	15	Indiana	2013
	5.0	John Simon	24	vs. Nebraska	2012
	5.0	Andy Katzenmoyer	18	vs. Arizona State	1996
	5.0	Jayson Gwinn	34	Indiana	1993
	5.0	Judah Herman	18	Iowa	1991
4.	4.0	Michael Bennett	18	vs. Wisconsin	2014
	4.0	John Simon	36	at Wisconsin	2012
	4.0	John Simon	16	at Illinois	2011
	4.0	Vernon Gholston	21	at Michigan	2007
	4.0	Vernon Gholston	32	Wisconsin	2007
	4.0	Antonio Smith	22	Indiana	2006
	4.0	Bobby Carpenter	27	Michigan State	2005
	4.0	Will Smith	10	Texas Tech	2002
	4.0	Matt Wilhelm	15	vs. Cincinnati	2002
	4.0	Courtland Bullard	25	Minnesota	2000
	4.0	Na'il Diggs	14	vs. Miami (Fla.)	1999
	4.0	Mike Collins	9	at Penn State	1999
	4.0	Matt Finkes	14	vs. Tennessee	1995
	4.0	Mike Vrabel	14	Pitt	1994
	4.0	Tim Sawicki	49	Northwestern	1979
	4.0	Aaron Brown	42	at Minnesota	1976
	4.0	Nick Buonamici	41	at Michigan State	1974
	4.0	Jason Simmons	35	Indiana	1991
	4.0	Srecko Zizakovic	30	vs. Auburn	1989
	4.0	Jim Cope	27	Michigan State	1973
	4.0	Athony Griggs	25	vs. Navy	1981
	4.0	Eddie Beamon	18	Purdue	1976
	4.0	Nick Miller	12	Duke	1981
	4.0	Jason Simmons	15	Washington State	1991
	4.0	Eric Kumerow	15	at Purdue	1987

Tackles for Loss – Season		Yards	Year	
1.	26.0	Mike Vrabel	133	1995
2.	23.0	Andy Katzenmoyer	103	1996
3.	22.5	Ryan Shazier	77	2013
4.	21.0	Joey Bosa	116	2014
5.	20.0	Will Smith	92	2003
	20.0	Mike Vrabel	101	1994
	20.0	Matt Finkes	100	1994
8.	19.5	Matt Wilhelm	49	2002
9.	19.0	Matt Finkes	67	1995
10.	18.5	Jason Simmons	103	1991
11.	18.0	Mike Vrabel	107	1996
12.	17.0	Ryan Shazier	78	2012
13.	16.5	Darron Lee	70	2014
	16.5	AJ Hawk	85	2005
15.	16.0	Joey Bosa	60	2015
	16.0	John Simon	59	2011
	16.0	Na'il Diggs	73	1998
	16.0	Matt Finkes	77	1996
19.	15.5	Vernon Gholston	113	2007
20.	15.0	Vernon Gholston	86	2006
	15.0	Matt Wilhelm	47	2000
	15.0	Brent Johnson	77	2000
	15.0	Na'il Diggs	53	1999
24.	15.0	Eric Kumerow	75	1987

DEFENSIVE RECORDS

25.	14.5	Noah Spence.....	83.....	2013
	14.5	John Simon.....	87.....	2012
	14.5	Greg Smith.....	67.....	1990
28.	14.0	Tyquan Lewis.....	59.....	2015
	14.0	Michael Bennett.....	65.....	2014
	14.0	Andy Katzenmoyer.....	59.....	1998
	14.0	Jason Simmons.....	62.....	1992
	14.0	Aaron Brown.....	87.....	1976

Tackles for Loss – Career Yards Years

1.	66.0	Mike Vrabel.....	349.....	1993-96
2.	59.0	Matt Finkes.....	265.....	1993-96
3.	56.5	Jason Simmons.....	308.....	1990-93
4.	50.5	Joey Bosa.....	247.....	2013-15
5.	50.0	Andy Katzenmoyer.....	192.....	1996-98
6.	46.5	Will Smith.....	190.....	2000-03
7.	44.5	Ryan Shazier.....	172.....	2011-13
8.	43.5	Matt Wilhelm.....	126.....	1999-02
9.	43.0	John Simon.....	195.....	2009-12
	43.0	Jerome Foster.....	152.....	1979-82
11.	41.0	AJ Hawk.....	164.....	2002-05
12.	39.0	Na'il Diggs.....	165.....	1997-99
	39.0	Eric Kumerow.....	211.....	1984-87
14.	37.5	Cameron Heyward.....	150.....	2008-10
15.	33.0	Mike Doss.....	100.....	1999-02
	33.0	Rodney Bailey.....	137.....	1997-00

Tackles for Loss Yards – Game

Tackles.....Opponent.....Year

1.	49	Tim Sawicki.....	4.....	Northwestern.....	1979
2.	42	Aaron Brown.....	4.....	at Minnesota.....	1976
3.	41	Nick Buonamici.....	4.....	at Michigan State.....	1974
4.	36	John Simon.....	4.....	at Wisconsin.....	2012
5.	35	Jason Simmons.....	4.....	Indiana.....	1991

Tackles for Loss Yards – Season.....Tackles.....Year

1.	133	Mike Vrabel.....	26.....	1995
2.	116	Joey Bosa.....	21.0.....	2014
3.	113	Vernon Gholston.....	15.5.....	2007
4.	107	Mike Vrabel.....	18.....	1996
5.	103	Andy Katzenmoyer.....	23.....	1996
	103	Jason Simmons.....	18.5.....	1991
7.	101	Mike Vrabel.....	20.....	1994
8.	100	Matt Finkes.....	20.....	1994
9.	92	Will Smith.....	20.....	2003
10.	87	Aaron Brown.....	14.....	1976
11.	86	Vernon Gholston.....	15.....	2006
12.	85	AJ Hawk.....	16.5.....	2005
13.	83	Noah Spence.....	14.5.....	2013
	83	Dan Wilkinson.....	10.5.....	1992
15.	79	Ray Jackson.....	9.....	1987

Tackles for Loss Yards – Career Tackles..... Years

1.	349	Mike Vrabel.....	66.....	1993-96
2.	308	Jason Simmons.....	56.5.....	1990-93
3.	265	Matt Finkes.....	59.....	1993-96
4.	247	Joey Bosa.....	50.5.....	2013-15
5.	211	Eric Kumerow.....	39.....	1984-87

6.	199	Vernon Gholston.....	30.5.....	2004, 06-07
7.	195	John Simon.....	43.0.....	2009-12
8.	192	Andy Katzenmoyer.....	50.....	1996-98
9.	190	Will Smith.....	46.5.....	2000-03
10.	181	Aaron Brown.....	32.....	1975-77
11.	172	Ryan Shazier.....	44.5.....	2011-13
12.	165	Na'il Diggs.....	39.....	1997-99
13.	164	AJ Hawk.....	41.....	2002-05
14.	154	Eddie Beamon.....	29.....	1974-77

Quarterback Sacks – Game.....Yards.....Opponent.....Year

1.	4.0	John Simon.....	36.....	at Wisconsin.....	2012
4.0	Vernon Gholston.....	32.....	Wisconsin.....	2007	
4.0	Bobby Carpenter.....	27.....	Michigan State.....	2005	
4.0	Jason Simmons.....	15.....	Washington State.....	1991	
4.	3.5	David Thompson.....	18.....	at Illinois.....	2002
5.	3.0	Thaddeus Gibson.....	17.....	Minnesota.....	2009
3.0	Quinn Pitcock.....	24.....	Cincinnati.....	2006	
3.0	David Patterson.....	5.....	Michigan State.....	2005	
3.0	Mike Kudla.....	25.....	vs. Notre Dame.....	2005	
3.0	Brent Johnson.....	19.....	Michigan State.....	2000	
3.0	Na'il Diggs.....	14.....	Minnesota.....	1998	
3.0	Na'il Diggs.....	12.....	at Minnesota.....	1997	
3.0	Andy Katzenmoyer.....	16.....	vs. Arizona State.....	1996	
3.0	Dan Wilkinson.....	27.....	Illinois.....	1992	
3.0	John Kacherski.....	26.....	at Iowa.....	1988	
3.0	Srecko Zizakovic.....	26.....	vs Auburn.....	1989	
3.0	Jason Simmons.....	25.....	Indiana.....	1991	
3.0	Derrick Foster.....	24.....	at Syracuse.....	1992	
3.0	Mike Sullivan.....	16.....	at Purdue.....	1987	
3.0	Eric Kumerow.....	9.....	at Purdue.....	1987	

Quarterback Sacks – Season Yards Year

1.	14.0	Vernon Gholston.....	111.....	2007
2.	13.5	Joey Bosa.....	96.....	2014
3.	13.0	Mike Vrabel.....	101.....	1995
4.	12.0	Andy Katzenmoyer.....	74.....	1996
	12.0	Mike Vrabel.....	78.....	1994
6.	11.0	Matt Finkes.....	80.....	1994
7.	10.5	Will Smith.....	66.....	2003
	10.5	Jason Simmons.....	69.....	1991
9.	9.5	AJ Hawk.....	72.....	2005
	9.5	Mike Kulda.....	71.....	2005
11.	9.0	John Simon.....	73.....	2012
	9.0	Brent Johnson.....	61.....	2000
	9.0	Mike Vrabel.....	58.....	1996
	9.0	John Kacherski.....	66.....	1988
15.	8.5	Vernon Gholston.....	73.....	2006
	8.5	Darrion Scott.....	42.....	2002
17.	8.0	Tyquan Lewis.....	55.....	2016
	8.0	Tyquan Lewis.....	47.....	2015
8.0	Noah Spence.....	67.....	2013	
8.0	Quinn Pitcock.....	49.....	2006	
8.0	Bobby Carpenter.....	65.....	2005	
8.0	Rodney Bailey.....	50.....	2000	
8.0	Eric Kumerow.....	49.....	1986	

DEFENSIVE RECORDS

Quarterback Sacks – CareerYards.....Years

1.	36.0	Mike Vrabel.....	245.....	1993-96
2.	27.5	Jason Simmons.....	210.....	1990-93
3.	26.0	Joey Bosa.....	177.....	2013-15
4.	25.0	Matt Finkes.....	170.....	1993-96
5.	23.0	Eric Kumerow.....	163.....	1984-87
	23.0	Will Smith.....	140.....	2000-03
7.	22.5	Vernon Gholston.....	184.....	2004, 06-07
8.	20.5	John Simon.....	144.....	2009-12
9.	18.0	Michael Bennett.....	123.....	2011-14
	18.0	Brent Johnson.....	114.....	1997-00
	18.0	Na'il Diggs.....	118.....	1997-99
12.	17.5	Andy Katzenmoyer.....	114.....	1996-98
	17.5	Rodney Bailey.....	103.....	1997-00
15.	16.5	Tyquan Lewis.....	102.....	2014-pres
15.	15.5	Cameron Heyward.....	98.....	2007-10
16.	15.0	AJ Hawk.....	114.....	2002-05
17.	14.5	Bobby Carpenter.....	118.....	2002-05
	14.5	Mike Kudla.....	107.....	2002-05
	14.5	Darrion Scott.....	86.....	2000-03
20.	14.0	Quinn Pitcock.....	66.....	2003-06
	14.0	John Kacherski.....	98.....	1988-91
	14.0	Greg Smith.....	92.....	1989-92

Quarterback Sack Yards – GameSacksOpponent.....Year

1.	36	John Simon.....	4.....	at Wisconsin.....	2012
2.	32	Vernon Gholston.....	4.....	Wisconsin.....	2007
	32	Byron Lee.....	2.....	Indiana.....	1984
3.	28	Eric Kumerow.....	2.....	Illinois.....	1986
4.	27	Nathan Williams.....	2.....	at Northwestern.....	2008
	27	Dan Wilkinson.....	3.....	Illinois.....	1992

Quarterback Sack Yards – SeasonTackles.....Year

1.	111	Vernon Gholston.....	14.....	2007
2.	101	Mike Vrabel.....	13.....	1995
3.	96	Joey Bosa.....	13.5.....	2014
4.	81	Ray Jackson.....	6.....	1987
5.	80	Matt Finkes.....	11.....	1994
6.	78	Mike Vrabel.....	12.....	1993
7.	74	Andy Katzenmoyer.....	12.....	1996
8.	73	Vernon Gholston.....	8.5.....	2006
	73	John Simon.....	9.0.....	2012
10.	72	AJ Hawk.....	9.5.....	2005
11.	71	Mike Kudla.....	9.5.....	2005
12.	69	Jason Simmons.....	10.5.....	1991
13.	67	Noah Spence.....	8.0.....	2013
14.	66	Will Smith.....	10.5.....	2003
	66	John Kacherski.....	9.....	1988

Quarterback Sack Yards – CareerTackles.....Years

1.	245	Mike Vrabel.....	36.....	1993-96
2.	210	Jason Simmons.....	27.5.....	1990-93
3.	184	Vernon Gholston.....	22.5.....	2004, 06-07
4.	177	Joey Bosa.....	26.0.....	2013-15
5.	170	Matt Finkes.....	25.....	1993-96
6.	163	Eric Kumerow.....	23.....	1984-87
7.	144	John Simon.....	21.5.....	2009-12
8.	140	Will Smith.....	23.....	2000-03
9.	123	Michael Bennett.....	18.....	2011-14

	118	Bobby Carpenter.....	14.5.....	2002-05
	118	Na'il Diggs.....	18.....	1997-99
12.	114	AJ Hawk.....	15.....	2002-05
	114	Brent Johnson.....	18.....	1997-00
	114	Andy Katzenmoyer.....	18.....	1996-98
15.	111	Byron Lee.....	10.....	1982-85

INTERCEPTION RECORDS

Interceptions – Game.....YardsTD.....Opponent.....Year

1.	3	Fred Bruney.....	43.....	0.....	Illinois.....	1951
	3	Fred Bruney.....	43.....	0.....	Michigan.....	1952
	3	Arnie Chonko.....	21.....	0.....	Indiana.....	1964
	3	Ted Provost.....	42.....	0.....	at Northwestern.....	1967
	3	Bruce Ruhl.....	34.....	0.....	Wisconsin.....	1974
	3	Craig Cassady.....	24.....	0.....	Michigan State.....	1975
	3	Mike Guess.....	27.....	0.....	at SMU.....	1977
	3	William White.....	60.....	1.....	West Virginia.....	1987
	3	Damon Moore.....	16.....	0.....	at Iowa.....	1996

Interceptions – SeasonYardsTDYear

1.	9	Mike Sensibaugh.....	125.....	0.....	1969
	9	Craig Cassady.....	105.....	0.....	1975
3.	8	Neal Colzie.....	80.....	0.....	1974
	8	Mike Sensibaugh.....	40.....	0.....	1970
5.	7	Malik Hooker.....	181.....	3.....	2016
	7	Derek Ross.....	194.....	1.....	2001
	7	Vinnie Clark.....	51.....	0.....	1990
	7	Sonny Gordon.....	39.....	0.....	1986
	7	Ted Provost.....	55.....	0.....	1967
	7	Arnie Chonko.....	72.....	0.....	1964
	7	Fred Bruney.....	124.....	0.....	1952
	7	Fred Bruney.....	81.....	0.....	1951

Interceptions – CareerYardsTDYears

1.	22	Mike Sensibaugh.....	248.....	0.....	1968-70
2.	17	Fred Bruney.....	212.....	0.....	1950-52
3.	16	William White.....	153.....	2.....	1984-87
	16	Ted Provost.....	128.....	1.....	1967-69
5.	15	Neal Colzie.....	205.....	2.....	1972-74
6.	14	Ahmed Plummer.....	169.....	0.....	1996-99
	14	Sonny Gordon.....	122.....	0.....	1983-86
8.	13	Vince Skillings.....	212.....	0.....	1978-80
9.	12	Damon Moore.....	177.....	2.....	1995-98
	12	David Brown.....	218.....	0.....	1986-89
	12	Kelvin Bell.....	150.....	0.....	1981-83

Interception Yards – Game.....Int.TD.....Opponent.....Year

1.	100	Will Allen.....	1.....	1.....	San Diego State...	2003
	100	Marlon Kerner.....	1.....	1.....	at Purdue.....	1993
	100	David Brown.....	1.....	1.....	at Purdue.....	1986
4.	89	Kurt Coleman.....	1.....	1.....	Wisconsin.....	2009
5.	88	Howard Cassady.....	1.....	1.....	Wisconsin.....	1954

DEFENSIVE RECORDS

Interception Yards – Season Int TD Year

1.	194	Derek Ross	7	1	2001
2.	181	Malik Hooker.....	7	3	2016
3.	166	Gary Berry	5	1	1997
4.	129	Kurt Coleman	5	1	2009
5.	125	Mike Sensibaugh	9	0	1969

Interception Yards – Career Int TD Years

1.	248	Mike Sensibaugh	22	0	1968-70
2.	230	Howard Cassady.....	10	0	1952-55
3.	226	Bradley Roby.....	8	2	2011-13
4.	218	David Brown.....	12	2	1986-89
5.	217	Derek Ross.....	9	1	1998, 00-01

Interception Return for Touchdown – Game Opp Year

1.	1	Achieved 82 times previously with the last 10 by ...		
	1	Malik Hooker	Michigan.....	2016
	1	Vonn Bell	Minnesota.....	2015
	1	Adolphus Washington	Western Michigan.....	2015
	1	Darron Lee	Northern Illinois.....	2015
	1	Steve Miller	vs. Alabama.....	2014
	1	Raekwon McMillan.....	at Maryland.....	2014
	1	Bradley Roby.....	at Illinois.....	2013
	1	Doran Grant.....	at Purdue.....	2013
	1	Bradley Roby.....	Nebraska.....	2012
	1	Ryan Shazier	at Penn State.....	2012

Interception Returns for Touchdowns – Season Year

1.	3	Malik Hooker	2016
2.	2	Neal Colzie	1973

Interception Returns for Touchdowns – Career Years

1.	3	Malik Hooker	2014-16
2.	2	Bradley Roby	2011-13
	2	Malcolm Jenkins	2005-08
	2	Brandon Mitchell.....	2003-06
	2	Damon Moore	1995-98
	2	Andy Katzenmoyer.....	1996-97
	2	Neal Colzie	1972-74
	2	William White.....	1984-87
	2	David Brown.....	1986-89

Pass Break-ups - Season Year

1.	17	Bradley Roby	2012
	17	Ahmed Plummer	1998
3.	15	Antoine Winfield.....	1998
	15	Shawn Springs	1996
5.	14	Ashton Youboty.....	2004
	14	Dustin Fox.....	2002
7.	13	Bradley Roby.....	2013
	13	Garcia Lane	1981
9.	12	Chris Gamble.....	2003
	12	Antoine Winfield.....	1997

Pass Break-ups - Career..... Years

1.	36	Bradley Roby	2011-13
2.	34	Ahmed Plummer	1996-99
3.	30	Dustin Fox.....	2001-04
4.	29	Chimdi Chekwa.....	2007-10
	29	Antoine Winfield.....	1995-98
6.	25	Shawn Springs	1994-96
7.	23	Christian Bryant.....	2010-13
	23	Ashton Youboty.....	2003-05
9.	22	Nate Clements	1998-00
10.	21	Garcia Lane	1981-83

RETURN RECORDS

Punt Return Records

Punt Return Yards – Game		Opponent	Year
1.	170	Neal Colzie Michigan State	1973
2.	166	Tom Campana at Michigan	1971
3.	161	Garcia Lane Purdue	1983
4.	131	Nate Clements at Purdue	2000
5.	130	Ray Small at Penn State	2009
6.	126	Jeff Graham at Wisconsin	1990
7.	123	Ted Ginn, Jr. Michigan	2004
8.	110	Ray Small Michigan	2008
	110	Ted Ginn, Jr. at Indiana	2005
10.	105	Neal Colzie Minnesota	1973

Punt Return Yards – Season		Returns	Year
1.	679	Neal Colzie 40	1973
2.	513	Nate Clements 39	2000
3.	447	Tom Campana 37	1971
4.	431	Larry Zelina 23	1969
5.	411	Garcia Lane 40	1982
6.	392	David Boston 47	1997
7.	384	Ted Ginn, Jr. 15	2004
8.	379	Jalin Marshall 28	2015
9.	364	Ray Small 24	2008
10.	350	Mike Guess 38	1978

Punt Return Yards – Career		Returns	Years
1.	959	David Boston 98	1996-98
2.	900	Ted Ginn, Jr. 64	2004-06
3.	895	Garcia Lane 89	1980-83
4.	855	Neal Colzie 60	1972-74
5.	790	Ray Small 78	2006-09
6.	751	Mike Guess 73	1977-79
7.	695	Nate Clements 58	1998-00
8.	662	Jalin Marshall 52	2013-15
9.	531	Jeff Graham 41	1988-90
10.	467	Chris Gamble 60	2001-03

Punt Returns – Game		Yards	Opponent	Year
1.	9	Tom Campana 76	at Indiana	1971
2.	8	Neal Colzie 170	Michigan State	1973
	8	Ken-Yon Rambo 54	Penn State	1998
	8	Ken-Yon Rambo 66	at Illinois	1998
5.	7	Ray Small 130	at Penn State	2009
	7	Gary Berry 13	at Northwestern	1998
	7	Tom Campana 45	Michigan State	1971

Punt Returns – Season		Yards	Year
1.	47	David Boston 392	1997
2.	40	Neal Colzie 679	1973
	40	Garcia Lane 411	1982
4.	39	Nate Clements 513	2000
5.	38	Mike Guess 350	1978

Punt Returns – Career		Yards	Years
1.	98	David Boston 959	1996-98
2.	89	Garcia Lane 895	1981-83
3.	78	Ray Small 790	2006-09
4.	73	Mike Guess 751	1977-79
5.	64	Ted Ginn, Jr. 900	2004-06

Punt Returns for Touchdowns – Game		Opponent	Year
1.	2	Garcia Lane Purdue	1983

Punt Returns for Touchdowns – Season		Year
1.	4	Ted Ginn, Jr. 2004
2.	2	Corey Brown 2012
	2	Larry Zelina 1969

2	Neal Colzie 1973
2	Garcia Lane 1983
2	Jeff Graham 1990

Punt Returns for Touchdowns – Career		Years
1.	6	Ted Ginn, Jr. 2004-06
2.	3	Jeff Graham 1989-90
	3	Garcia Lane 1981-83
4.	2	Corey Brown 2010-13
	2	Bradley Roby 2011-13
2	David Boston 1996-98	
2	Tito Paul 1991-94	
2	Neal Colzie 1972-74	
2	Tim Fox 1972-75	
2	Larry Zelina 1968-70	

Punt Return Yards Per Attempt – Game (Min. 2 returns)		Opponent	Year
1.	43.6	Nate Clements at Purdue	2000
2.	36.0	Ted Ginn, Jr. Wisconsin	2004
3.	35.5	Ted Ginn, Jr. at Michigan State	2004
4.	33.2	Tom Campana at Michigan	1971
5.	31.3	Larry Zelina Michigan State	1969

Punt Return Yards Per Attempt – Season (Min. 1 return per game)		Returns-Yards	Year
1.	25.6	Ted Ginn, Jr. 15-384	2004
2.	18.7	Larry Zelina 23-431	1969
3.	17.0	Neal Colzie 40-679	1973
4.	15.2	Ray Small 24-364	2008
5.	14.2	David Boston 19-270	1998
6.	13.8	Jeff Graham 24-330	1990
7.	13.5	Jalin Marshall 28-379	2015
8.	13.2	Nate Clements 39-513	2000
9.	12.3	Corey Brown 18-221	2012
10.	12.1	Tom Campana 37-447	1971

Punt Return Yards Per Attempt – Career (Min. 1 return per game)		Returns-Yards	Years
1.	14.3	Neal Colzie 60-855	1972-74
2.	14.1	Ted Ginn, Jr. 64-900	2004-06
3.	13.2	Larry Zelina 40-529	1968-70
4.	13.0	Jeff Graham 41-531	1989-90
5.	12.7	Jalin Marshall 52-662	2013-15
6.	12.0	Nate Clements 58-695	1998-00
7.	10.7	Tom Campana 50-535	1969-71
8.	10.3	Mike Guess 73-751	1977-79
9.	10.1	Ray Small 78-790	2006-09
10.	10.0	Garcia Lane 89-895	1980-83

KICKOFF RETURN RECORDS

Kickoff Return Yards – Game		Opponent	Year
1.	213	Carlos Snow at Pitt	1988
2.	156	Ken-Yon Rambo Minnesota	2000
3.	148	Howard Cassady Illinois	1953
4.	147	Carlos Snow vs. Syracuse	1992
5.	136	Joey Galloway at Indiana	1994
	136	Bob Klein Northwestern	1962

Kickoff Return Yards – Season		Attempts	Year
1.	683	Jordan Hall 26	2011
2.	653	Ken-Yon Rambo 31	1999
3.	583	Parris Campbell 21	2016
4.	534	Jaamal Berry 21	2010
5.	532	Ted Ginn, Jr. 18	2005
6.	528	Dontre Wilson 22	2014
7.	523	Dontre Wilson 21	2013

RETURN RECORDS

	523	Maurice Hall	24	2001
9.	513	Carlos Snow	19	1988
10.	503	Jordan Hall	18	2010
	503	Jamie Holland	24	1986

Kickoff Return Yards – Career		Attempts	Year
1.	1,642	Maurice Hall	72 2001-04
2.	1,468	Ken-Yon Rambo	64 1997-00
3.	1,308	Jordan Hall	49 2009-13
4.	1,380	Carlos Snow	58 1987-91
5.	1,280	Dontre Wilson	53 2013-16
6.	1,012	Ted Ginn, Jr.	38 2004-06
7.	981	Howard Cassady	42 1952-55
8.	730	Tom Barrington	24 1963-65
9.	721	Lamaar Thomas	34 2006-09
10.	715	Ray Small	34 2006-09

Kickoff Returns – Game		Opponent	Year
1.	7	Vince Workman	at Wisconsin 1987
2.	6	Maurice Hall	at Michigan 2003
3.	5	Dontre Wilson	at Michigan State 2014
	5	Dontre Wilson	Virginia Tech 2014
	5	Jordan Hall	Wisconsin 2011
	5	Jordan Hall	Nebraska 2011
	5	Jordan Hall	vs. Arkansas 2010
	5	Lamar Thomas	vs. Texas 2008
	5	Ray Small	vs. LSU 2007
	5	Ted Ginn, Jr.	Michigan 2006
	5	Maurice Hall	at Purdue 2004
	5	Ken-Yon Rambo	Purdue 1999
	5	Ken-Yon Rambo	Illinois 1999
	5	Ken-Yon Rambo	Michigan State 1998
	5	Joey Galloway	at Penn State 1994
	5	Carlos Snow	vs. Auburn 1990
	5	Robert Smith	Southern California 1990
	5	Carlos Snow	Pitt 1988
	5	Tim Spencer	Florida State 1981
	5	Howard Cassady	Illinois 1953
	5	Karl Sturtz	SMU 1950

Kickoff Returns – Season		Yards	Year
1.	31	Ken-Yon Rambo	653 1999
2.	26	Jordan Hall	683 2011
3.	24	Maurice Hall	523 2001
	24	Jamie Holland	503 1986
5.	22	Dontre Wilson	528 2014
	22	Ray Small	391 2007
7.	21	Parris Campbell	584 2016
	21	Dontre Wilson	523 2013
	21	Jaamal Berry	534 2010
10.	19	Maurice Hall	487 2004
	19	Maurice Hall	434 2002
	19	Carlos Snow	513 1988
	19	Tyrone Hicks	398 1978
	19	Dave Brungard	109 1967

Kickoff Returns – Career		Yards	Years
1.	72	Maurice Hall	1,642 2001-04
2.	64	Ken-Yon Rambo	1,468 1997-00
3.	58	Carlos Snow	1,380 1987-91
4.	53	Dontre Wilson	1,280 2013-16
5.	49	Jordan Hall	1,309 2009-13
6.	42	Howard Cassady	981 1952-55
7.	38	Ted Ginn, Jr.	1,012 2004-06
8.	36	Dante Lee	696 1989-91
9.	34	Ray Small	715 2006-09
	34	Lamaar Thomas	721 2006-09

Kickoff Returns for TDs - Game		Opponent	Year
1.	1	Jordan Hall	85 vs. Michigan 2010
	1	Ray Small	96 vs. Wisconsin 2009
	1	Ted Ginn, Jr.	93 vs. Florida @ 2006
	1	Ted Ginn, Jr.	100 at Minnesota 2005
	1	Michael Wiley	100 vs. Bowling Green 1997
	1	Shawn Springs	97 vs. Boston College + 1995
	1	Joey Galloway	93 at Indiana 1994
	1	Butler By'not'e	89 at Pittsburgh 1993
	1	Carlos Snow	100 at Pitt 1988
	1	Keith Byars	99 vs. Pitt # 1984
	1	Tyrone Hicks	96 at Wisconsin 1978
	1	Lenny Willis	93 at Northwestern 1974
	1	Lenny Willis	97 vs. Oregon State 1974
	1	Archie Griffin	93 vs. Minnesota 1973
	1	Morris Bradshaw	88 vs. Wisconsin 1971
	1	Robert Klein	90 vs. Northwestern 1962
	1	Bill Wentz	100 at Illinois 1960
	1	Walter Klevay	93 at Indiana 1950
	1	Dean Sensenbaugher	98 at Purdue 1947
	1	Dean Sensenbaugher	103 at Great Lakes 1943

@ BCS National Championship; + Kickoff Classic; N.J.; # Fiesta Bowl

Kickoff Returns for Touchdowns - Season		Year
1.	2	Lenny Willis 1974
2.	1	(18 tied)

Kickoff Returns for Touchdowns - Career		Years
1.	2	Ted Ginn, Jr. 2005-06
	2	Lenny Willis 1974
	2	Dean Sensenbaugher 1943-47
3.	1	(14 tied)

Kickoff Return Yards Per Attempt – Game (Min. 2 attempts)		Opponent	Year
1.	67.5	Jordan Hall	vs. Colorado 2011
2.	64.5	Ted Ginn, Jr.	at Minnesota 2005
3.	64.5	Lenny Willis	Oregon State 1974
4.	61.5	Carlos Snow	at Minnesota 1989
5.	60.0	Dean Sensenbaugher	at Purdue 1947
	60.0	Archie Griffin	Minnesota 1973

Kickoff Return Yards Per Attempt – Season (Min. 1 return per game)		Returns-Yards	Year
1.	34.3	Tom Barrington	14-480 1965
2.	31.3	Howard Cassady	10-313 1955
3.	30.3	Karl Sturtz	10-303 1950
4.	29.6	Ted Ginn, Jr.	18-532 2005
5.	28.1	Ken-Yon Rambo	17-478 2000
6.	27.9	Jordan Hall	18-503 2010
7.	27.8	Parris Campbell	21-584 2016
8.	27.6	Butler By'not'e	13-359 1993
9.	27.0	Ray Small	12-324 2009
	27.0	Carlos Snow	19-513 1988

Kickoff Return Yards Per Attempt – Career (Min. .5 return per game)		Returns-Yards	Years
1.	30.4	Tom Barrington	24-730 1963-65
2.	30.3	Karl Sturtz	10-303 1949-50
3.	27.8	Parris Campbell	21-584 2015-16
4.	27.1	Butler By'not'e	23-623 1990-93
5.	26.7	Jordan Hall	49-1,308 2009-13
6.	26.6	Ted Ginn, Jr.	38-1,012 2004-06
7.	25.4	Jaamal Berry	21-534 2010-11
8.	25.0	Joey Galloway	20-499 1991-94
9.	24.3	Dontre Wilson	50-1,218 2013-
10.	22.9	Ken-Yon Rambo	64-1,468 1997-2000

MISCELLANEOUS RECORDS

OHIO STATE LONGEST PLAYS

Rushing		Opponent	Year	
1.	88	Morris Bradshaw	Wisconsin	1971
2.	87	Eddie George	at Minnesota	1995
3.	86	J.T. Barrett	at Minnesota	2014
4.	85	Ezekiel Elliott	vs. Alabama	2014
5.	84	Gene Fekete	Pitt	1942
6.	82	Tim Spencer	Duke	1981
7.	81	Ezekiel Elliott	vs. Wisconsin	2014
	81	Braxton Miller	Indiana	2011
9.	80	Ezekiel Elliott	at Virginia Tech	2015
	80	Derek Combs	at Wisconsin	2000
	80	Joe Montgomery	at Iowa	1998
11.	76	Michael Wiley	Toledo	1998
	* 76	Jonathan Wells	at Michigan	1999
	* 76	Pepe Pearson	at Illinois	1996
	76	Eddie George	at Michigan State	1994
	76	Rex Kern	Illinois	1970

* Did not score

Passing		Passer-Receiver	Opponents	Year
1.	90	Kenny Guiton-Devin Smith	at California	2013
2.	86	Art Schlichter-Calvin Muray	Washington State	1979
3.	85	Troy Smith-Santonio Holmes	vs. Notre Dame	2005
4.	82	Bob Hoying-Terry Glenn	Notre Dame	1995
5.	80	J.T. Barrett-Devin Smith	vs. Navy	2014
	80	J. Zwick-S. Holmes	Marshall	2004
	80	Greg Frey-Jeff Graham	Boston College	1989
	80	Joe Sparma-Bob Klein	at Michigan	1961
9.	79	J.T. Barrett-Curtis Samuel	... Bowling Green	2016
	79	J.T. Barrett-Michael Thomas	at Michigan State	2014
	79	Tom Tupa-Everett Ross	Michigan State	1987
	79	Rod Gerald-Jim Harrell	Wisconsin	1977

Field Goals		Opponent	Year	
1.	59	Tom Skladany	at Illinois	1975
2.	55	Mike Nugent	Marshall	2004
	55	Mike Nugent	Wisconsin	2004
	55	Dan Stultz	Indiana	1997
	55	Gary Cairns	at Illinois	1966
6.	54	Aaron Pettrey	Youngstown State	2008
7.	53	Mike Nugent	at Michigan State	2004
	53	Mike Nugent	Iowa	2003
	53	Bob Atha	at Purdue	1981
	53	Ryan Pretorius	Cincinnati	2006

Punts		Opponent	Year	
1.	87	Karl Edwards	at Illinois	1983
2.	80	Gary Lago	at Michigan State	1972
3.	78	Howard Wedebrook	Michigan	1936
	78	Joseph Whisler	at Illinois	1958
5.	76	A.J. Trapasso	Michigan State	2005
6.	75	Jerry Fields	Wisconsin	1959
	75	Tom Tupa	Illinois	1986
8.	73	Cameron Johnston	vs. Wisconsin	2014
9.	71	Cameron Johnston	at Illinois	2013
10.	70	Cameron Johnston	at Wisconsin	2016

Punt Returns		Opponent	Year	
1.	90	Brian Hartline	Kent State	2007
2.	87	Robert Demmel	Iowa	1950
3.	85	Tom Campana	at Michigan	1971
4.	82	Ted Ginn, Jr.	Michigan	2004
5.	83	Nate Clements	at Purdue	2000
6.	81	Jeff Graham	at Wisconsin	1990
	* 81	Donald Sutherin	at Washington	1957
	* 81	Neil Colzie	Minnesota	1973

* Did not score

Kickoff Returns		Opponent	Year	
1.	103	Dean Sensenbaugher	at Great Lakes	1943
2.	100	Ted Ginn, Jr.	at Minnesota	2005
	100	Michael Wiley	Bowling Green	1997
	100	Carlos Snow	at Pitt	1988
	100	Bill Wentz	at Illinois	1960
6.	99	Keith Byars	vs. Pitt	1984
7.	98	Dean Sensenbaugher	at Purdue	1947
8.	97	Shawn Springs	vs. Boston College	1995
	97	Lenny Willis	vs. Oregon State	1974
10.	96	Ray Small	vs. Wisconsin	2009
	96	Tyrone Hicks	at Wisconsin	1978

* Did not score

Interception Returns		Opponent	Year	
1.	100	Will Allen	San Diego State	2003
	100	Marlon Kerner	at Purdue	1993
	100	David Brown	at Purdue	1986
4.	* 95	Nick Buonamici	at Indiana	1976
		and Ray Griffin		
5.	89	Kurt Coleman	Wisconsin	2009
6.	88	Howard Cassady	Wisconsin	1954
7.	83	Ahmed Plummer	Illinois	1997

* Interception and lateral. total interception return of 95 yards; Nick Buonamici intercepted the pass and returned it 22 yards and then lateraled to Ray Griffin, who returned it 73 yards.

MISCELLANEOUS RECORDS

OPPONENT LONGEST PLAYS

Rushing		Opponent	Year
1.	91	Larry Ferguson..... at Iowa.....	1960
2.	90	Tevin Coleman..... Indiana.....	2014
3.	88	Levi Jackson..... at Michigan State.....	1974
4.	81	Brendan Bigelow..... California.....	2012
5.	80	Daniel DuFrene..... Illinois.....	2007
	80	Clinton Jones..... at Michigan State.....	1965
	80	O. J. Simpson..... vs. USC.....	1969

Passing		Passer-Receiver	Opponent	Year
1.	90	Rick Trefzger-Craig Allen.....	Purdue.....	1994
	90	Mike Taliaferro-Mike Yavorski.....	at Illinois.....	1962
3.	86	John Reeves-Isaac Jones.....	at Purdue.....	1996
4.	87	T. Marinovich-John Jackson... ..	at USC.....	1989
5.	85	Jake Rudock-Jake Duzey.....	Iowa.....	2013
	85	Ricky Dobbs-Marcus Curry.....	Navy.....	2009

Field Goals		Opponent	Year	
1.	63	Morten Anderson.....	Michigan State.....	1981
2.	57	Brad Craddock.....	at Maryland.....	2014
3.	56	Mike Gillette.....	at Michigan.....	1988
4.	55	Carson Wiggs.....	at Purdue.....	2009
	55	Chris Bahr.....	Penn State.....	1975

Punts		Opponent	Year	
1.	86	Dwight Eddleman.....	at Illinois.....	1948
2.	82	Phil Vierneisel.....	Illinois.....	1974
3.	78	Colby Blanton.....	Florida A&M.....	2013
4.	77	Phil Vierneisel.....	Illinois.....	1974
5.	76	Michael Friede.....	at Indiana.....	1978

Punt Returns		Opponent	Year	
1.	110	Al Barlow.....	Michigan.....	1905
2.	90	Jimmy Shofner.....	TCU.....	1957
3.	86	Tim Dwight.....	at Iowa.....	1996
	86	Aramis Danday.....	vs. Southern Cal @.....	1955
5.	& 80	Richard Braznell.....	Missouri.....	1948

@ Rose Bowl at Pasadena, Calif.; & Return of a field goal attempt

Kickoff Returns		Opponent	Year	
1.	100	Bobby Weber.....	Minnesota.....	1977
2.	99	Andre Debose.....	Florida %.....	2012
	99	Derrell Johnson-Koulianos.....	Iowa.....	2009
	99	Stephen Simmons.....	Northwestern.....	2007
5.	98	Stan Brown.....	Purdue.....	1969
6.	97	Joe Mixson.....	at Oklahoma.....	2016
	97	David Gilreath.....	at Wisconsin.....	2010
	96	Stan Brown.....	at Purdue.....	1970
8.	95	John Karras.....	Illinois.....	1949
9.	93	DeAndra Cobb.....	Michigan State.....	2003
	* 93	Gregory Strunk.....	Northwestern.....	1971
	93	Lawrence Jackson.....	at Michigan State.....	1984

% TaxSlayer.com Gator Bowl at Jacksonville, Fla.; * Did not score

Interception Returns		Opponent	Year	
1.	98	Julius Rykovich.....	at Illinois.....	1946
2.	87	Rickie Coble.....	Akron.....	2001
	87	John Edwards.....	Nebraska.....	1955
4.	86	Van Smith.....	Clemson.....	2016
5.	85	Sean Lumpkin.....	at Minnesota.....	1989
6.	78	Alan Zemaitis.....	at Penn State.....	2003

OHIO STATE SINGLE GAME TEAM HIGHS

RUSHING ATTEMPTS

- 84 at Illinois1973
- 82 TCU.....1969
- 81 Baylor1978
- 80 Northwestern1978
- 79 Michigan.....1968
- 79 Northwestern1970

RUSHING YARDS

- 718 Mt. Union1930
- 517 at Illinois1962
- 511 Northwestern1978
- 465 Indiana.....1956
- 456 at Northwestern1989

RUSHING AVERAGE

- 10.5 at Illinois2013
- 10.0 at Virginia Tech.....2015
- 9.2 at Illinois1962
- 8.5 at Michigan.....2013
- 8.3 Eastern Michigan2010

RUSHING TOUCHDOWNS

- 8 at Northwestern1980
- 8 Northwestern1978
- 8 Indiana.....1957
- 7 Eight times with last:
Utah1986

PASSES ATTEMPTED

- 52 Florida State.....1981
- 48 Michigan.....2000
- 48 at Indiana1998
- 48 at Penn State.....1997
- 48 at Michigan.....2003

PASSES COMPLETED

- 34 at Indiana1998
- 32 Nebraska.....2016
- 32 at Penn State.....1997
- 31 Florida State.....1981
- 29 Michigan.....2006

PASSING YARDS

- 459 at Penn State.....1997
- 458 Florida State.....1981
- 421 at Pittsburgh.....1995
- 417 Bowling Green2016
- 390 at Indiana1998

PASSING TOUCHDOWNS

- 7 Bowling Green2016
- 7 at Pittsburgh.....1995
- 6 Kent State.....2014
- 6 Florida A&M.....2013
- 6 Eastern Michigan2010

PASSES HAD INTERCEPTED

- 6 at Michigan.....1969
- 6 Michigan.....1940
- 6 Purdue.....1937
- 6 Southern California1938
- 5 Five times with last:
at Michigan.....1953

COMPLETION PERCENTAGE

- (Min. 8 Attempts)
- 1.000 at Iowa (8-8).....1975
 - .909 UCLA (10-11).....1961
 - .857 Three times with last:
TCU (12-14).....1966

AVG. YARDS PER PASS ATTEMPT

- (Min. 8 Attempts)
- 20.38 Minnesota (5-8).....1944
 - 20.00 at Michigan (7-10).....1961
 - 18.75 Indiana (5-8).....1958
 - 18.75 at USC (7-12).....1959
 - 17.92 Wash. St. (9-13).....1979

TOTAL OFFENSE ATTEMPTS

- 101 Cincinnati.....2014
- 101 Illinois1969
- 101 Texas Christian1927
- 99 Wisconsin1969
- 95 Four times with last:
at Illinois2000

TOTAL OFFENSE YARDS

- 776 Bowling Green2016
- 718 Mt. Union1930
- 715 Utah1986
- 710 Cincinnati.....2014
- 686 Penn State.....2013

YARDS PER ATTEMPT

- 10.2 at Virginia Tech.....2015
- 10.0 vs. Wisconsin.....2014
- 9.64 vs. Notre Dame2005
- 9.41 Michigan State2005
- 8.90 Penn State.....2013
- 8.90 Rice.....1996

POINTS SCORED

- 128 Oberlin.....1916
- 85 Drake1935
- 83 Iowa.....1950
- 80 Miami1904
- 80 Marietta1892

TOUCHDOWNS

- 19 Oberlin.....1916
- 13 Drake1935
- 12 Iowa.....1950
- 11 Bowling Green2016
- 11 Florida A&M.....2013

EXTRA POINTS

- 14 Oberlin.....1916
- 11 Bowling Green2016
- 11 Iowa.....1950
- 10 Five times with last:
Florida A&M2013

FIRST DOWNS

- 45 Cincinnati.....2014
- 39 Drake1935
- 36 Utah1986
- 35 Houston.....1994
- 34 Nebraska.....2016
- 34 Florida A&M.....2013
- 34 at Northwestern1969

FIRST DOWNS RUSHING

- 30 Northwestern1978
- 27 Cincinnati.....2014
- 27 at Illinois1977
- 26 at Northwestern1974
- 25 at Northwestern1989
- 25 Illinois1974

FIRST DOWNS PASSING

- 20 at Indiana1998
- 20 at Penn State.....1997
- 19 Florida State1981
- 18 at Indiana1998
- 17 Four times with last:
Nebraska.....2016

FIRST DOWNS BY PENALTY

- 6 at Indiana2009
- 6 Michigan State1969
- 5 Michigan.....1966
- 4 10 times with last:
at Penn State.....2012

PUNT ATTEMPTS

- 21 Michigan.....1950
- 16 Northwestern1933
- 15 at Michigan.....1933
- 15 at New York Univ.....1938
- 15 TCU.....1937

PUNT YARDS

- 685 Michigan.....1950
- 527 Ohio Wesleyan1932
- 490 at Minnesota1971
- 452 at Pitt1951
- 443 at Michigan.....1997

PUNT AVERAGE (Min. 3 Punts)

- 57.0 at Illinois2013
- 57.0 Indiana.....1944
- 56.5 at Illinois1975
- 56.0 Purdue2001
- 55.0 Indiana.....1997
- 55.0 Illinois1984

PUNT RETURNS

- 9 Penn State.....1998
- 9 Northwestern1973
- 9 Michigan State1973
- 9 Indiana.....1971
- 8 Four times with last:
at Purdue.....2007

PUNT RETURN YARDS

- 178 Michigan State1973
- 177 Michigan State1969
- 166 at Michigan1971
- 161 Purdue.....1983
- 142 Kent State.....2014

PUNT RETURN AVERAGE

- (Min. 3 Returns)
- 35.3 Wisconsin1975
 - 33.2 at Michigan.....1971
 - 32.0 Penn State.....2004
 - 30.8 Michigan.....2004
 - 29.7 at Minnesota2010

KICKOFF RETURNS

- 8 at Washington1986
- 8 at Penn State.....1994
- 8 LSU1988
- 7 Five times with last:
at Penn State.....2001

KICKOFF RETURN YARDS

- 256 at Pittsburgh.....1988
- 211 at Minnesota1989
- 185 Purdue.....1947
- 183 Illinois1953
- 174 at Pittsburgh.....1993

KICKOFF RETURN AVERAGE

- (Min. 3 Returns)
- 49.0 Oregon State.....1974
 - 47.7 at Indiana1950
 - 39.3 vs. Syracuse1991
 - 38.3 vs. Boston Coll.1995
 - 38.0 vs. Miami2010

FUMBLES

- 11 Indiana.....1934
- 10 at Pitt1947
- 9 at Pitt1945
- 8 Illinois1941
- 8 Mt. Union.....1930
- 8 at Northwestern1977

FUMBLES LOST

- 7 Indiana.....1934
- 6 Northwestern1945
- 5 Illinois1941

PENALTIES

- 14 North Carolina State .2003
- 14 Minnesota.....1982
- 13 Fresno State.....2000
- 13 at Arizona2000
- 13 at Michigan.....1999

PENALTY YARDS

- 136 Fresno State.....2000
- 134 Illinois1980
- 129 North Carolina State .2003
- 124 San Diego State2003
- 124 at Indiana1998

QUARTERBACK SACKS

- 12 Michigan State2005
- 10 Wisconsin2007
- 10 Michigan.....1998
- 9 Three times with last:
Wisconsin2000

TACKLES-FOR-LOSS

- 19 Penn State.....1999
- 17 Wisconsin2000
- 17 Arizona2000
- 16 Iowa.....1998
- 16 Penn State.....2001

TACKLES-FOR-LOSS YARDS

- 113 Northwestern1969
- 93 Wisconsin2000
- 93 Iowa.....1998
- 93 Northwestern1979
- 90 Iowa.....1990

OPPONENT SINGLE GAME TEAM HIGHS

RUSHING ATTEMPTS

- 73 at Michigan State1972
- 72 at Michigan State1988
- 71 Michigan1976
- 71 at Michigan1971
- 71 Oklahoma1977

RUSHING YARDS

- 432 Illinois1953
- 413 Washington1966
- 387 at Michigan State1965
- 381 at Michigan1995
- 372 at Michigan State1988

RUSHING AVERAGE

- 7.80 Indiana2014
- 7.71 at Penn State1997
- 7.52 Southern California1990
- 7.20 Illinois1953
- 7.08 at Iowa1960

RUSHING TOUCHDOWNS

- 6 at Penn State1994
- 6 Illinois1953
- 5 Seven times with last:
Indiana2006

PASSES ATTEMPTED

- 76 SMU1968
- 69 Illinois1980
- 65 at Purdue2000
- 67 at Minnesota1981
- 63 Stanford1982

PASSES COMPLETED

- 43 Illinois1980
- 41 vs. Texas2008
- 40 SMU1928
- 39 at Purdue2000
- 37 at Minnesota1981

PASSING YARDS

- 621 Illinois1980
- 516 at Purdue1981
- 497 Purdue1985
- 455 at Purdue2000
- 451 at Michigan2013

PASSING TOUCHDOWNS

- 6 Illinois1980
- 5 vs. Clemson2014
- 5 at USC1989
- 5 at Minnesota1981
- 4 12 times with last:
Cincinnati2014

PASSES HAD INTERCEPTED

- 8 Chicago1938
- 7 New York Univ1936
- 7 at SMU1977
- 6 Four times with last:
Illinois1952

COMPLETION PERCENTAGE

- (Min. 8 attempts)
- .842 at Michigan1985
 - .824 at Michigan2011
 - .806 at Northwestern2013
 - .778 at Penn State1994
 - .775 vs. Clemson2014

AVG. YARDS PER PASS ATTEMPT

- (Min. 8 Attempts)
- 15.80 at Wisconsin2003
 - 15.20 Michigan1930
 - 13.50 Michigan1932
 - 13.12 Michigan1988
 - 12.23 at Illinois1934

TOTAL OFFENSE ATTEMPTS

- 107 SMU1978
- 98 SMU1968
- 97 Illinois1980
- 96 at Minnesota1981
- 93 at Purdue2000

TOTAL OFFENSE YARDS

- 659 Illinois1980
- 603 at Michigan2013
- 578 at Minnesota2005
- 576 vs. Clemson2014
- 572 at Penn State1994

YARDS PER ATTEMPT

- 8.10 Cincinnati2014
- 7.89 Boston College1989
- 7.61 at Iowa1960
- 7.57 vs. Clemson2014
- 7.41 at Minnesota2005

POINTS SCORED

- 86 at Michigan1902
- 64 Wooster1890
- 63 at Penn State1994
- 58 Michigan1946
- 50 Western Reserve1891

TOUCHDOWNS

- 13 at Michigan1902
- 9 at Penn State1994
- 8 Michigan1958
- 6 10 times with last:
vs. Clemson2014

EXTRA POINTS

- 9 at Penn State1994
- 7 Michigan1958
- 6 Three times with last:
at USC1989

FIRST DOWNS

- 36 Illinois 1980
- 33 vs. Texas2008
- 33 at Penn State1994
- 31 at Michigan2013
- 31 SMU1978

FIRST DOWNS RUSHING

- 22 Michigan1976
- 20 at Pitt1988
- 19 at Michigan State1988
- 19 Northwestern1963
- 18 Seven times with last:
Wisconsin1999

FIRST DOWNS PASSING

- 26 Illinois1980
- 23 vs. Texas2008
- 21 at Michigan2013
- 21 at Purdue1981
- 21 SMU1968

FIRST DOWNS BY PENALTY

- 7 San Diego State2003
- 7 North Carolina State2003
- 6 Illinois1980
- 5 Wisconsin1974
- 5 Fresno State2000

PUNT ATTEMPTS

- 24 Michigan1950
- 17 Illinois1937
- 17 Illinois1935
- 16 Iowa1934
- 15 Michigan1932
- 15 Northwestern1933

PUNT YARDS

- 723 Michigan1950
- 575 Akron2007
- 551 at Michigan2007
- 551 at Northwestern1998
- 541 at Pitt1947

PUNT AVERAGE (Min. 3 Punts)

- 56.7 vs. LSU (BCS)2007
- 55.0 vs. Alabama2014
- 52.6 at Indiana1978
- 52.5 at Illinois1948
- 51.8 at Minnesota2014

PUNT RETURNS

- 7 at LSU1987
- Michigan1976
- Iowa1959
- at Iowa1952
- USC1947
- Michigan1946

PUNT RETURN YARDS

- 155 Missouri1948
- 143 at Iowa1996
- 107 at Iowa1952
- 101 at Michigan1997
- 100 Iowa1957

PUNT RETURN AVERAGE

- (Min. 3 Returns)
- 38.8 Missouri1948
 - 24.8 Wisconsin1958
 - 18.3 USC1990
 - 18.0 Oregon1987
 - 17.7 vs. Penn State1990

KICKOFF RETURNS

- 11 Utah1986
- 10 Wisconsin1969
- 9 Eight times with last:
Kent State2014

KICKOFF RETURN YARDS

- 241 Utah1986
- 232 Northwestern2007
- 212 Northwestern1993
- 207 at Northwestern1946
- 199 Iowa1971
- 199 Purdue1969

KICKOFF RETURN AVERAGE

- (Min. 3 Returns)
- 51.3 Iowa2009
 - 44.7 at Purdue1970
 - 44.0 at Oklahoma2016
 - 40.8 at Wisconsin2010
 - 36.0 Bowling Green1997

FUMBLES

- 12 Indiana1934
- 10 Alabama1978
- 10 Wisconsin1975
- 9 Indiana1957
- 8 Five times with last:
Nebraska1955

FUMBLES LOST

- 7 Iowa1950
- 5 Iowa1979
- 5 Wisconsin1975
- 5 at Minnesota1969
- 5 Purdue1952
- 5 at Northwestern1950
- 5 Iowa1944
- 5 Indiana1934

PENALTIES

- 15 vs. Clemson2014
- 14 Toledo2011
- 14 N.C. State2004
- 12 Michigan State2003
- 12 Purdue1999
- 12 Illinois1953
- 12 Iowa1950

PENALTY YARDS

- 144 vs. Clemson2014
- 139 Illinois1953
- 121 N.C. State2004
- 116 Illinois1980
- 114 Indiana1958
- 114 Michigan State1969

QUARTERBACK SACKS

- 9 Michigan State2011
- 9 Penn State1999
- 8 Michigan2016
- 8 Michigan State1999
- 7 Virginia Tech2014
- 7 Michigan State1987

TACKLES-FOR-LOSS

- 19 Florida State1997
- 17 Arizona1991
- 16 Penn State2002
- 16 Indiana1997
- 15 Michigan State1998
- 15 Penn State1998

TACKLES-FOR-LOSS YARDS

- 86 Michigan State1998
- 75 Florida State1997
- 71 Michigan State2011
- 71 Penn State1999
- 71 Illinois1981

OHIO STATE SINGLE SEASON HIGHS

RUSHING ATTEMPTS

1.	769	1977
2.	734	1974
3.	732	1978
4.	729	1975
5.	728	1973

RUSHING YARDS

1.	4,321	2013
2.	4,199	1974
3.	3,908	1973
4.	3,967	2014
5.	3,694	1977

RUSHING YARDS PER GAME

1.	355.3	1973
2.	349.9	1974
3.	308.6	2013
4.	307.8	1977
5.	307.3	1975

RUSHING YARDS PER ATTEMPT

1.	6.8	2013
2.	5.7	2014
	5.7	1974
4.	5.6	2015
5.	5.5	2016

RUSHING TOUCHDOWNS

1.	48	1974
2.	47	1973
3.	45	2013
4.	44	1975
5.	41	2014

PASSES ATTEMPTED

1.	419	1998
2.	409	2016
	409	2014
4.	373	1995
5.	372	1997

PASSES COMPLETED

1.	260	2014
2.	255	2016
3.	247	1998
4.	238	2013
5.	229	1995

PASSING YARDS

1.	3,707	2014
2.	3,576	1998
3.	3,490	1995
4.	3,146	1997
5.	2,971	2010

PASSING TOUCHDOWNS

1.	42	2014
2.	38	2013
3.	33	1995
4.	31	2006
5.	30	2010

PASSES HAD INTERCEPTED

1.	21	1978
	21	1953
3.	19	1990
4.	14	Four times with last: 2007

COMPLETION PERCENTAGE

1.	66.5	2005
2.	65.3	2010
3.	65.0	2006
4.	64.9	2005
5.	64.7	2013

TOTAL OFFENSE PLAYS

1.	1,099	2014
2.	1,003	2013
3.	992	2016
4.	939	1995
5.	938	1981

TOTAL OFFENSE YARDS

1.	7,674	2014
2.	7,167	2013
3.	6,222	1995
4.	5,971	1998
5.	5,969	2016

YARDS PER PLAY

1.	7.14	2013
2.	7.00	2014
3.	6.62	1995
4.	6.50	2010
5.	6.39	1998

YARDS PER GAME

1.	511.9	2013
2.	511.6	2014
3.	497.5	1998
4.	493.2	1969
5.	478.6	1995

POINTS SCORED

1.	672	2014
2.	637	2013
3.	512	2016
4.	504	2010
5.	475	1995

TOUCHDOWNS

1.	90	2014
2.	87	2013
3.	66	2016
4.	64	1995
5.	63	2010

POINTS PER GAME

1.	45.5	2013
2.	44.8	2014
3.	42.5	1969
4.	39.4	2016
5.	38.7	2010

FIELD GOALS MADE

1.	25	2002
2.	24	2004
3.	22	2008
	22	2005
5.	21	2009

FIELD GOALS ATTEMPTED

1.	30	2009
2.	29	1992
	29	1986
4.	28	2005
	28	2002

FIELD GOAL PERCENTAGE

1.	.900	2013
2.	.892	2002
3.	.888	2004
4.	.842	2011
	.842	2003

FIRST DOWNS

1.	386	2014
2.	361	2013
3.	312	2016
4.	303	1995
5.	290	1998

PUNT ATTEMPTS

1.	82	2003
2.	73	1997
3.	71	2011
	71	1951
5.	67	2004

PUNT YARDS

1.	3,553	2003
2.	3,252	1997
3.	2,965	1987
4.	2,889	2011
5.	2,836	2004

PUNT AVERAGE

1.	47.1	1984
2.	46.8	1975
3.	46.3	1987
4.	45.9	2016
5.	45.2	1974

PUNT RETURNS

1.	59	1998
2.	53	2007
	53	1973
4.	51	1997
5.	51	1996

PUNT RETURN YARDS

1.	805	1973
2.	602	2004
3.	517	1996
4.	510	2000
5.	480	1969

PUNT RETURN AVERAGE

1.	17.1	1969
2.	16.3	2004
3.	15.2	1973
4.	14.1	1979
5.	13.3	1990

KICKOFF RETURNS

1.	55	1988
2.	45	1989
3.	42	2011
	42	1990
5.	40	2010

KICKOFF RETURN YARDS

1.	1,207	1988
2.	1,055	2010
3.	1,035	2011
4.	913	2000
5.	886	2014

KICKOFF RETURN AVERAGE

1.	27.0	1950
2.	26.4	2010
3.	25.7	1967
4.	24.4	2016
5.	24.1	1955

FUMBLES

1.	38	1945
2.	37	1946
3.	36	1981
4.	34	Three times with last: 1951

FUMBLES LOST

1.	21	1951
2.	19	1946
3.	18	1977
	18	1953
5.	17	Three times with last: 1997

QUARTERBACK SACKS

1.	47	2000
	47	1998
3.	45	2014
4.	44	2005
5.	43	2007

TACKLES FOR LOSS

1.	117	2000
2.	113	1999
	113	1998
	113	1996
5.	110	2014

TACKLES FOR LOSS YARDS

1.	507	1996
2.	493	2000
3.	467	1998
4.	449	2014
5.	430	1994

OPPONENT SINGLE SEASON HIGHS

RUSHING ATTEMPTS

1.	609	1978
2.	594	1974
3.	567	1976
4.	564	1977
5.	560	1975

RUSHING YARDS

1.	2,304	1974
2.	2,239	1989
3.	2,120	2014
4.	2,116	1988
5.	1,980	1959

RUSHING YARDS PER GAME

1.	220.0	1959
2.	205.3	1953
3.	192.3	1988
4.	192.0	1974
5.	186.5	1989

RUSHING YARDS PER ATTEMPT

1.	4.4	1989
2.	4.3	1953
3.	4.2	1946
4.	4.1	Three times with last: 1988

RUSHING TOUCHDOWNS

1.	24	2014
2.	21	1953
3.	20	1988
4.	17	1999
	17	1995
	17	1989

PASSES ATTEMPTED

1.	546	2002
2.	434	2013
3.	515	2003
4.	495	2014
5.	489	1981

PASSES COMPLETED

1.	330	2013
2.	315	2002
3.	298	2003
4.	276	2014
5.	267	2012

PASSING YARDS

1.	3,752	2013
2.	3,404	2002
3.	3,278	1981
4.	3,049	2003
5.	3,014	2014

PASSING TOUCHDOWNS

1.	31	2013
2.	22	1981
3.	18	2011
	18	1989
	18	1982

PASSES HAD INTERCEPTED

1.	27	1986
2.	26	1942
3.	25	2014
	25	1980
	25	1976
	25	1968

COMPLETION PERCENTAGE

1.	61.8	2013
2.	60.8	2011
3.	60.7	2005
4.	59.7	1999
5.	59.1	1989

TOTAL OFFENSE PLAYS

1.	1,032	2014
2.	1,000	2013
3.	964	2002
4.	930	2003
5.	925	1978

TOTAL OFFENSE YARDS

1.	5,284	2013
2.	5,136	2014
3.	4,566	1989
4.	4,492	2002
5.	4,413	1981

YARDS PER PLAY

1.	5.63	1989
2.	5.41	1988
3.	5.28	2013
4.	5.10	2011
	5.10	2012

YARDS PER GAME

1.	385.7	1988
2.	380.5	1989
3.	377.4	2013
4.	367.7	1981
5.	364.1	1982

POINTS SCORED

1.	330	2014
2.	317	2013
3.	297	1989
4.	287	1999
5.	283	1983

TOUCHDOWNS

1.	43	2014
2.	42	2013
3.	37	1989
4.	34	1988
5.	33	2012

POINTS PER GAME

1.	24.7	1989
2.	23.9	1999
3.	23.5	1988
4.	22.8	2012
5.	22.6	2013

FIELD GOALS MADE

1.	24	1999
2.	18	1986
	18	1981
4.	17	2002
	17	1987

FIELD GOALS ATTEMPTED

1.	30	1999
2.	25	2002
	25	1994
	25	1988
	25	1986

FIELD GOAL PERCENTAGE

1.	.928	1998
2.	.900	1981
3.	.842	2016
4.	.812	1990
5.	.800	1999

FIRST DOWNS

1.	283	2014
	283	2013
3.	249	1989
4.	247	2003
5.	243	2002
	243	1982

PUNT ATTEMPTS

1.	105	1998
2.	103	2007
3.	102	1997
4.	96	2014
5.	93	1937

PUNT YARDS

1.	4,272	1997
2.	4,250	1998
3.	4,085	2007
4.	4,068	2014
5.	3,787	2015

PUNT AVERAGE

1.	43.2	2004
2.	43.0	2000
3.	42.5	2014
4.	41.9	1997
5.	41.5	1999

PUNT RETURNS

1.	36	1997
2.	33	2002
3.	32	1987
4.	31	2003
5.	28	Two times with last: 2004

PUNT RETURN YARDS

1.	426	1948
2.	423	2002
3.	406	1997
4.	363	1987
5.	328	1954

PUNT RETURN AVERAGE

1.	16.4	2013
2.	14.9	1954
3.	14.7	1948
4.	13.8	1989
5.	12.8	2002

KICKOFF RETURNS

1.	81	2010
2.	75	1995
3.	74	2013
4.	70	2014
5.	67	2009

KICKOFF RETURN YARDS

1.	1,737	2010
2.	1,422	2009
3.	1,421	1986
4.	1,361	2013
5.	1,266	2007

KICKOFF RETURN AVERAGE

1.	24.1	1948
2.	23.3	1986
3.	22.9	1997
	22.9	1994
5.	22.3	Two times with last: 1993

FUMBLES

1.	46	1957
2.	43	1950
3.	41	1946
4.	39	1977
5.	38	1969

FUMBLES LOST

1.	25	1950
2.	24	1957
3.	22	1969
4.	21	1986
5.	20	Two times with last: 1954

QUARTERBACK SACKS

1.	53	1997
2.	46	2011
3.	44	1999
4.	38	1998
5.	33	2003

TACKLES FOR LOSS

1.	145	1997
2.	90	2011
3.	87	2000
4.	86	2007
5.	85	2002

TACKLES FOR LOSS YARDS

1.	595	1997
2.	364	2014
3.	350	2011
4.	338	2000
5.	329	2008

RESULTS BY YEAR



Alexander S. Lilley
1890-1891
3-5-0 (.375)



Jack Ryder
1892-1895, 1898
22-22-2 (.500)



Charles A. Hickey
1896
5-5-1 (.500)



David F. Edwards
1897
1-7-1 (.167)



John B. Eckstorm
1899-1901
22-4-3 (.810)



Perry Hale
1902-1903
14-5-2 (.714)



E. R. Sweetland
1904-1905
14-7-2 (.652)



A. E. Herrnstein
1906-1909
28-10-1 (.731)

HOW TO READ RESULTS**1998 (11-17-1/t1st)****Captains:** Joe Germaine, Jerry Rudzinski, Antoine Winfield**Rank**

1	Sept. 5	W	at No. 11 West Virginia	34-17
1	12	W	Toledo	49-0
1	19	W	No. 21 Missouri	35-14
1	Oct. 3	W	No. 7 Penn State	28-9
1	10	W	at Illinois	41-0
1	17	W	Minnesota	45-15
1	24	W	at Northwestern	36-10
1	31	W	at Indiana	38-7
1	Nov. 7	L	Michigan State	28-24
7	14	W	at Iowa	45-14
7	21	W	Michigan	31-16
3	Jan. 1	W	No. 8 Texas A&M*	24-14

Points - 430-144

*Nokia Sugar Bowl

Year (Overall record, conference record/finish)**Rank** - Ohio State's national ranking prior to contest.

Opponent (if ranked) is denoted by No. and ranking before name.

Points - Ohio State total points followed by opponent total points.**TG** - Thanksgiving Day Game**@** - Played at Ohio State Fair**ALEXANDER S. LILLEY****1890 (1-3)****Captains:** Jesse L. Jones, Paul M. Lincoln

May 3	W	at Ohio Wesleyan	20-14
Nov. 1	L	Wooster	0-64
14	L	at Denison	0-14
27	L	Kenyon (TG)	10-18

Points - OSU 30, OPP 110

*(TG) Thanksgiving Day Game***1891 (2-2)****Captain:** Richard T. Ellis

Nov. 11	L	Western Reserve	50-6
14	L	at Kenyon	26-0
28	W	Denison	8-4
Dec. 5	W	at Akron	6-0

Points - OSU 20, OPP 80

JACK RYDER**1892 (5-3)****Captain:** Richard T. Ellis

Oct. 15	L	at Oberlin	4-40
22	W	at Akron	62-0
29	W	Marietta	80-0
Nov. 5	W	at Denison	32-0
7	L	Oberlin	0-50
12	W	Dayton YMCA	42-4
19	L	at Western Reserve	18-40
24	W	Kenyon (TG)	26-10

Points - OSU 260, OPP 144

*(TG) Thanksgiving Day Game***1893 (4-5)****Captain:** A. P. Gillen

Sept. 30	L	at Otterbein	16-22
Oct. 14	W	Wittenberg	36-10
21	L	Oberlin	10-38
28	L	at Kenyon	6-42
Nov. 4	L	Western Reserve	16-30
11	W	Akron	32-18
18	W	Cincinnati	38-0
25	W	Marietta	40-8
30	L	Kenyon (TG)	8-10

Points - OSU 202, OPP 178

*(TG) Thanksgiving Day Game***1894 (6-5)****Captain:** W. G. Nagel

Sept. 15	L	at Akron@	6-12
17	L	at Wittenberg@	0-6
Oct. 6	W	Antioch	32-0
13	L	at Wittenberg	6-18
20	W	at Columbus Barracks	30-0
27	L	Western Reserve	4-24
Nov. 3	W	Marietta	10-4
10	L	at Case	0-38
17	W	at Cincinnati	6-4
24	W	17th Regiment	46-4
29	W	Kenyon (TG)	20-4

Points - OSU 160, OPP 114

*@at Ohio State Fair, (TG) Thanksgiving Day Game***1895 (4-4-2)****Captain:** Renick W. Dunlap

Oct. 5	W	Akron	14-6
12	L	at Otterbein	6-14
19	L	Oberlin	0-12
26	T	at Denison	4-4
Nov. 2	T	Ohio Wesleyan	8-8
9	W	at Cincinnati	4-0
15	W	at Kentucky	8-6
16	L	at Central Kentucky	0-18
23	L	at Marietta	0-24
28	W	Kenyon (TG)	12-10

Points - OSU 62, OPP 102

*(TG) Thanksgiving Day Game***CHARLES A HICKEY****1896 (5-5-1)****Captains:** Edward H. French, William A. Reed

Oct. 3	W	Ohio Medical	24-0
10	L	at Cincinnati	6-8
17	W	at Otterbein	12-0
23	L	at Oberlin	0-16
30	W	Case	30-10
Nov. 5	L	Ohio Wesleyan	4-10
7	W	Columbus Barracks	10-2
11	T	Ohio Medical	0-0
14	L	Wittenberg	6-24
21	W	Ohio Medical	12-0
26	L	Kenyon (TG)	18-34

Points - OSU 122, OPP 104

*(TG) Thanksgiving Day Game***DAVID F. EDWARDS****1897 (1-7-1)****Captain:** Harry C. Hawkins

Oct. 6	W	Ohio Medical	6-0
9	L	Case	0-14
16	L	at Michigan	0-34
23	T	Otterbein	12-12
26	L	Columbus Barracks	0-6
30	L	Oberlin	0-44
Nov. 6	L	at West Virginia	0-28
13	L	at Cincinnati	0-24
25	L	Ohio Wesleyan	0-6

Points - OSU 18, OPP 168

RESULTS BY YEAR



Howard Jones
1910
6-1-3 (.750)



Harry Vaughn
1911
5-3-2 (.600)



John R. Richards
1912
6-3-0 (.667)



John W. Wilce
1913-1928
78-33-9 (.688)



Sam S. Willaman
1929-1933
26-10-5 (.695)



Francis A. Schmidt
1934-1940
39-16-1 (.705)



Paul E. Brown
1941-1943
18-8-1 (.685)



Carroll C. Widdoes
1944-1945
16-2-0 (.889)

1898 (3-5)**Captain:** John Segrist

Oct. 1	W	Heidelberg	17-0
8	L	Ohio Medical	0-10
15	W	Denison	34-0
22	L	Marietta	0-10
Nov. 5	L	at Western Reserve	0-49
12	L	Case	5-23
19	L	Kenyon	0-29
24	W	Ohio Wesleyan	24-0
			Points - OSU 80, OPP 121

JOHN B. ECKSTROM**1899 (9-0-1)****Captain:** D. B. Sayers

Sept. 30	W	Otterbein	30-0
Oct. 7	W	Wittenberg	28-0
14	T	at Case	5-5
21	W	Ohio University	41-0
28	W	at Oberlin	6-0
Nov. 4	W	Western Reserve	6-0
11	W	Marietta	17-0
18	W	Ohio Medical	12-0
25	W	at Muskingum	34-0
30	W	Kenyon (TG)	5-0
			Points - OSU 184, OPP 5

*(TG) Thanksgiving Day Game***1900 (8-1-1)****Captain:** J. H. Tilton

Sept. 29	W	Otterbein	20-0
Oct. 6	W	Ohio University	20-0
13	W	at Cincinnati	29-0
20	W	Ohio Wesleyan	47-0
27	W	Oberlin	17-0
Nov. 3	W	West Virginia	27-0
10	W	Case	24-10
17	L	Ohio Medical	6-11
24	T	at Michigan	0-0
29	W	Kenyon (TG)	23-5
			Points - OSU 213, OPP 26

*(TG) Thanksgiving Day Game***1901 (5-3-1)****Captain:** J. M. Kittle

Sept. 28	T	Otterbein	0-0
Oct. 5	W	Wittenberg	30-0
12	W	Ohio University	17-0
19	W	Marietta	24-0
26	W	Western Reserve	6-5
Nov. 9	L	Michigan	0-21
16	L	at Oberlin	0-6
23	L	Indiana	6-18
28	W	Kenyon (TG)	11-6
			Points - OSU 94, OPP 56

*(TG) Thanksgiving Day Game***PERRY HALE****1902 (6-2-2)****Captain:** W. F. Coover

Sept. 27	W	Otterbein	5-0
Oct. 4	W	Ohio University	17-0
11	W	West Virginia	30-0
18	W	Marietta	34-0
25	L	at Michigan	0-86
Nov. 1	W	Kenyon	51-5
8	L	Case	12-23
15	T	Illinois	0-0
22	W	at Ohio Wesleyan	17-16
27	T	Indiana (TG)	6-6
			Points - OSU 172, OPP 136

*(TG) Thanksgiving Day Game***1903 (8-3)****Captain:** James R. Marker

Sept. 26	W	Otterbein	18-0
Oct. 3	W	Wittenberg	28-0
10	W	Denison	24-5
14	W	Muskingum	30-0
17	W	Kenyon	59-0
24	L	at Case	0-12
31	W	West Virginia	34-6
Nov. 7	L	at Michigan	0-36
14	W	Oberlin	27-5
21	W	Ohio Wesleyan	29-6
26	L	Indiana (TG)	16-17
			Points - OSU 265, OPP 87

*(TG) Thanksgiving Day Game***E.R. SWEETLAND****1904 (6-5)****Captain:** John D. Thrower

Sept. 24	W	Otterbein	34-0
Oct. 1	W	Miami	80-0
5	W	Muskingum	46-0
8	W	Denison	24-0
15	L	Michigan	6-31
22	W	Case	16-6
29	L	at Indiana	0-8
Nov. 5	L	Illinois	0-46
12	L	at Oberlin	2-4
19	W	Kenyon	11-5
24	L	Carlisle Indians (TG)	0-23
			Points - OSU 219, OPP 123

*(TG) Thanksgiving Day Game***1905 (8-2-2)****Captain:** Ralph W. Hoyer

Sept. 23	T	Otterbein	6-6
30	W	Heidelberg	28-0
Oct. 4	W	Muskingum	40-0
7	W	Wittenberg	17-0
14	W	Denison	2-0
21	W	DePauw	32-6
28	T	Case	0-0
Nov. 4	W	Kenyon	23-0
11	L	at Michigan	0-40
18	W	Oberlin	36-0
25	W	Wooster	15-0
30	L	Indiana	0-11
			Points - OSU 199, OPP 63

A.E. HERRNSTEIN**1906 (8-1)****Captain:** James F. Lincoln

Sept. 29	W	Otterbein	41-0
Oct. 6	W	Wittenberg	52-0
10	W	Muskingum	16-0
20	L	Michigan	0-6
Nov. 3	W	at Oberlin	6-0
10	W	Kenyon	6-0
17	W	at Case	9-0
24	W	Wooster	12-0
29	W	Ohio Medical	11-8
			Points - OSU 153, OPP 14

RESULTS BY YEAR



Paul O. Bixler
1946
4-3-2 (.556)



Wesley E. Fesler
1947-1950
21-13-3 (.608)



Woody Hayes
1951-1978
205-61-10 (.761)



Earle Bruce
1979-1987
81-26-1 (.755)



John Cooper
1988-2000
111-43-4 (.715)



Jim Tressel
2001-2010
>94-21 (.817)



Luke Fickell
2011
6-7 (.462)



Urban Meyer
2012-present
61-6 (.910)

1907 (7-2-1)**Captain:** H. J. Schory

Sept. 28	W	Otterbein	28-0
Oct. 5	W	Muskingum	16-0
12	W	Denison	28-0
19	T	Wooster	6-6
26	L	at Michigan	0-22
Nov. 2	W	Kenyon	12-0
9	W	Oberlin	22-10
16	L	Case	9-11
23	W	Heidelberg	23-0
28	W	Ohio Wesleyan (TG)	16-0

Points - OSU 160, OPP 49

*(TG) Thanksgiving Day Game***1908 (6-4)****Captain:** W. D. Barrington

Sept. 26	W	Otterbein	18-0
Oct. 3	L	Wooster	0-8
10	W	Denison	16-2
17	L	Western Reserve	0-18
24	L	Michigan	6-10
31	W	Ohio Wesleyan	20-9
Nov. 7	L	at Case	8-18
14	W	at Vanderbilt	17-6
21	W	Oberlin	14-12
26	W	Kenyon	19-9

Points - OSU 118, OPP 92

1909 (7-3)**Captain:** Thomas H. Jones

Sept. 25	W	Otterbein	14-0
Oct. 2	W	Wittenberg	39-0
9	W	Wooster	74-0
16	L	at Michigan	6-33
23	W	Denison	29-0
30	W	Ohio Wesleyan	21-6
Nov. 6	L	Case	3-11
13	W	Vanderbilt	5-0
20	L	at Oberlin	6-26
25	W	Kenyon	22-0

Points - OSU 219, OPP 76

HOWARD JONES**1910 (6-1-3)****Captain:** Leslie R. Wells

Sept. 24	W	Otterbein	14-5
Oct. 1	W	Wittenberg	62-0
8	W	Cincinnati	23-0
15	W	Western Reserve	6-0
22	T	Michigan	3-3
29	T	Denison	5-5
Nov. 5	L	at Case	10-14
12	W	Ohio Wesleyan	6-0
19	T	Oberlin	0-0
24	W	Kenyon	53-0

Points - OSU 182, OPP 27

HARRY VAUGHN**1911 (5-3-2)****Captain:** Frank P. Markley

Sept. 30	W	Otterbein	6-0
Oct. 7	W	Miami	3-0
14	T	Western Reserve	0-0
21	L	at Michigan	0-19
28	W	Ohio Wesleyan	3-0
Nov. 4	L	Case	0-9
11	W	Kenyon	24-0
18	T	at Oberlin	0-0
25	L	Syracuse	0-6
30	W	at Cincinnati	11-6

Points - OSU 47, OPP 40

JOHN R. RICHARDS**1912 (6-3)****Captain:** Don B. Barricklow

Oct. 5	W	at Otterbein	55-0
12	W	Denison	34-0
19	L	Michigan	0-14
26	W	Cincinnati	47-7
Nov. 2	W	at Case	31-6
9	W	Oberlin	23-17
16	L	Penn State	0-37
23	W	at Ohio Wesleyan	36-6
28	L	Michigan State (TG)	20-35

Points - OSU 246, OPP 122

*(TG) Thanksgiving Day Game***JOHN W. WILCE****1913 (4-2-1, 1-2/T 6th)****Captain:** W. Irving Geissman

Oct. 4	W	Ohio Wesleyan	58-0
11	W	Western Reserve	14-8
18	T	Oberlin	0-0
Nov. 1	L	Indiana	6-7
8	L	at Wisconsin	0-12
15	W	Case	18-0
22	W	Northwestern	58-0

Points - OSU 154, OPP 27

1914 (5-2, 2-2/T 4th)**Captain:** Campbell J. Graf

Oct. 3	W	Ohio Wesleyan	16-2
10	W	at Case	7-6
17	L	at Illinois	0-37
24	L	Wisconsin	6-7
Nov. 7	W	at Indiana	13-3
14	W	Oberlin	39-0
21	W	Northwestern	27-0

Points - OSU 108, OPP 55

1915 (5-1-1, 2-1-1/T 3rd)**Captain:** Ivan B. Boughton

Oct. 2	W	Ohio Wesleyan	19-6
9	W	Case	14-0
16	T	Illinois	3-3
23	L	at Wisconsin	0-21
Nov. 6	W	Indiana	10-9
13	W	Oberlin	25-0
20	W	at Northwestern	34-0

Points - OSU 105, OPP 39

1916 (7-0, 4-0/1st)**Captain:** Frank Sorensen

Oct. 7	W	Ohio Wesleyan	12-0
14	W	Oberlin	128-0
21	W	at Illinois	7-6
Nov. 4	W	Wisconsin	14-13
11	W	Indiana	46-7
18	W	at Case	28-0
25	W	Northwestern	23-3

Points - OSU 258, OPP 29

RESULTS BY YEAR

1917 (8-0-1, 4-0/1st)**Captains:** Harold J. Courtney, Howard Courtney

Sept. 29	W	Case	49-0
Oct. 6	W	Ohio Wesleyan	53-0
13	W	Northwestern	40-0
27	W	Denison	67-0
Nov. 3	W	at Indiana	26-3
10	W	at Wisconsin	16-3
17	W	Illinois	13-0
24	T	at Auburn	0-0
29	W	Camp Sherman	28-0
Points - OSU 292, OPP 6			

1918 (3-3, 0-3/T 8th)**Captain:** Clarence A. MacDonald

Oct. 5	W	Ohio Wesleyan	41-0
12	W	Denison	34-0
Nov. 9	W	Case	56-0
16	L	at Illinois	0-13
23	L	Wisconsin	3-14
*30	L	Michigan	0-14
Points - OSU 134, OPP 41			

*Rescheduled from Oct. 26. Game postponed that day because of influenza outbreak.

1919 (6-1, 3-1/2nd)**Captain:** Charles W. Harley

Oct. 4	W	Ohio Wesleyan	38-0
11	W	Cincinnati	46-0
18	W	Kentucky	49-0
25	W	at Michigan	13-3
Nov. 8	W	Purdue	20-0
15	W	at Wisconsin	3-0
22	L	Illinois	7-9
Points - OSU 176, OPP 12			

1920 (7-1, 5-0/1st)**Captain:** Iolas M. Huffman

Oct. 2	W	Ohio Wesleyan	55-0
9	W	Oberlin	37-0
16	W	Purdue	17-0
23	W	Wisconsin	13-7
Nov. 30	W	at Chicago	7-6
6	W	Michigan	14-7
20	W	at Illinois	7-0
Jan. 1	L	California*	0-28
Points - OSU 150, OPP 48			

*Rose Bowl

1921 (5-2, 4-1/T 2nd)**Captain:** Cyril E. Myers

Oct. 1	W	Ohio Wesleyan	28-0
8	L	Oberlin	6-7
15	W	Minnesota	27-0
22	W	at Michigan	14-0
Nov. 5	W	at Chicago	7-0
12	W	Purdue	28-0
19	L	Illinois	0-7
Points - OSU 110, OPP 14			

1922 (3-4, 1-4/8th)**Captain:** Lloyd A. Pixley

Oct. 7	W	Ohio Wesleyan	5-0
14	W	Oberlin	14-0
21	L	Michigan	0-19
28	L	at Minnesota	0-9
Nov. 11	L	Chicago	9-14
18	L	Iowa	9-12
25	W	at Illinois	6-3
Points - OSU 43, OPP 57			

1923 (3-4-1, 1-4/8th)**Captain:** Boni Petcoff

Oct. 6	W	Ohio Wesleyan	24-7
13	T	Colgate	23-23
20	L	at Michigan	0-23
27	L	Iowa	0-20
Nov. 3	W	Denison	42-0
10	W	at Purdue	32-0
17	L	at Chicago	3-17
24	L	Illinois	0-9
Points - OSU 124, OPP 99			

1924 (2-3-3, 1-3-2/7th)**Captain:** Francis D. Young

Oct. 4	W	Purdue	7-0
11	T	at Iowa	0-0
18	W	Ohio Wesleyan	10-0
25	T	Chicago	3-3
Nov. 1	T	Wooster	7-7
8	L	Indiana	7-12
15	L	Michigan	6-16
22	L	at Illinois	0-7
Points - OSU 40, OPP 45			

1925 (4-3-1, 1-3-1/8th)**Captain:** Harold B. Cunningham

Oct. 3	W	Ohio Wesleyan	10-3
10	T	Chicago	3-3
17	W	Columbia	9-0
24	L	Iowa	0-15
31	W	Wooster	17-0
Nov. 7	W	Indiana	7-0
14	L	at Michigan	0-10
21	L	Illinois	9-14
Points - OSU 55, OPP 45			

1926 (7-1, 3-1/3rd)**Captain:** Marty G. Karow

Oct. 2	W	Wittenberg	40-0
9	W	Ohio Wesleyan	47-0
16	W	at Columbia	32-7
23	W	Iowa	23-6
30	W	at Chicago	18-0
Nov. 6	W	Wilmington	13-7
13	L	Michigan	16-17
20	W	at Illinois	7-6
Points - OSU 196, OPP 43			

1927 (4-4, 2-3/T 6th)**Captain:** Theodore R. Meyer

Oct. 1	W	Wittenberg	31-0
8	W	at Iowa	13-6
15	L	Northwestern	13-19
22	L	at Michigan	0-21
29	W	Chicago	13-7
Nov. 5	L	at Princeton	0-20
12	W	Denison	61-6
19	L	Illinois	0-13
Points - OSU 131, OPP 92			

1928 (5-2-1, 3-2/4th)**Captain:** Leo Raskowski

Oct. 6	W	Wittenberg	41-0
13	W	at Northwestern	10-0
20	W	Michigan	19-7
27	W	at Indiana	13-0
Nov. 3	T	Princeton	6-6
10	L	Iowa	7-14
17	W	Muskingum	39-0
24	L	Illinois	0-8
Points - OSU 135, OPP 35			

SAM S. WILLAMAN**1929 (4-3-1, 2-2-1/T 5TH)****Captain:** Alan M. Holman

Oct. 5	W	Wittenberg	19-0
12	W	Iowa	7-6
19	W	at Michigan	7-0
26	T	Indiana	0-0
Nov. 2	L	at Pitt	2-18
9	L	Northwestern	6-18
16	W	Kenyon	54-0
23	L	Illinois	0-27
Points - OSU 95, OPP 69			

1930 (5-2-1, 2-2-1/T 4th)**Captain:** Wesley E. Fesler

Sept. 27	W	Mt. Union	59-0
Oct. 4	W	Indiana	23-0
11	L	at Northwestern	2-19
18	L	Michigan	0-13
Nov. 1	T	Wisconsin	0-0
8	W	at Navy	27-0
15	W	Pitt	16-7
22	W	at Illinois	12-9
Points - OSU 139, OPP 48			

1931 (6-3, 4-2/4th)**Captain:** Stuart K. Holcomb

Oct. 3	W	Cincinnati	67-6
10	L	Vanderbilt	21-26
17	W	at Michigan	20-7
24	L	Northwestern	0-10
31	W	at Indiana	13-0
Nov. 7	W	Navy	20-0
14	W	at Wisconsin	6-0
21	W	Illinois	40-0
28	L	at Minnesota	7-19
Points - OSU 194, OPP 68			

RESULTS BY YEAR

1932 (4-1-3, 2-1-2/4th)**Captain:** Lewis G. Hinchman

Oct. 1	W	Ohio Wesleyan	34-7
8	T	Indiana	7-7
15	L	Michigan	0-14
22	T	at Pitt	0-0
29	T	Wisconsin	7-7
Nov. 5	W	at Northwestern	20-6
12	W	Penn	19-0
19	W	at Illinois	3-0
Points - OSU 90, OPP 41			

1933 (7-1, 4-1/2nd)**Captains:** Joseph T. Gailus, Sidney Gillman

Oct. 7	W	Virginia	75-0
14	W	Vanderbilt	20-0
21	L	at Michigan	0-13
28	W	Northwestern	12-0
Nov. 4	W	Indiana	21-0
11	W	at Penn	20-7
18	W	at Wisconsin	6-0
25	W	Illinois	7-6
Points - OSU 161, OPP 26			

FRANCIS SCHMIDT**1934 (7-1, 5-1/2nd)****Captain:** J. Regis Monahan

Oct. 6	W	Indiana	33-0
13	L	at Illinois	13-14
20	W	Colgate	10-7
27	W	at Northwestern	28-6
Nov. 3	W	at Western Reserve	76-0
10	W	Chicago	33-0
17	W	Michigan	34-0
24	W	Iowa	40-7
Points - OSU 267, OPP 34			

1935 (7-1, 5-0/T 1st)**Captain:** Gomer T. Jones

Oct. 5	W	Kentucky	19-6
12	W	Drake	85-7
19	W	Northwestern	28-7
26	W	at Indiana	28-6
Nov. 2	L	Notre Dame	13-18
9	W	at Chicago	20-13
16	W	Illinois	6-0
23	W	at Michigan	38-0
Points - OSU 237, OPP 57			

1936 (5-3, 4-1/T 2nd)**Captain:** Merle E. Wendt

Rank				
Oct. 3	W	N.Y. University	60-0	
10	L	Pitt	0-6	
17	L	at Northwestern	13-14	
24	W	Indiana	7-0	
31	L	at Notre Dame	2-7	
Nov. 7	W	Chicago	44-0	
14	W	at Illinois	13-0	
18	21	W	Michigan	21-0
Points - OSU 160, OPP 27				

1937 (6-2, 5-1/2nd)**Captains:** Ralph C. Wolf, James A. McDonald

Rank				
Sept. 25	W	Texas Christian	14-0	
Oct. 2	W	Purdue	13-0	
9	L	at S. California	12-13	
12	23	W	No. 7 Northwestern	7-0
8	30	W	at Chicago	39-0
8	Nov. 6	L	Indiana	0-10
	13	W	Illinois	19-0
19	20	W	at Michigan	21-0
Points - OSU 125, OPP 23				

1938 (4-3-1, 3-2-1/6th)**Captains:** Michael Kabealo, Carl G. Kaplanoff

Rank				
Oct. 1	W	Indiana	6-0	
8	L	Southern California	7-14	
15	T	at Northwestern	0-0	
22	W	Chicago	42-7	
20	29	W	at N.Y. University	32-0
	Nov. 5	L	Purdue	0-12
	12	W	at Illinois	32-14
	19	L	No. 17 Michigan	0-18
Points - OSU 119, OPP 65				

1939 (6-2, 5-1/1st)**Captain:** Steven F. Andrako

Rank					
Oct. 7	W	Missouri	19-0		
14	W	Northwestern	13-0		
10	21	W	at Minnesota	23-20	
4	28	L	No. 7 Cornell	14-23	
14	Nov. 4	W	Indiana	24-0	
	9	11	W	at Chicago	61-0
	8	18	W	Illinois	21-0
6	25	L	at Michigan	14-21	
Points - OSU 189, OPP 64					

1940 (4-4, 3-3/T 4th)**Captain:** E. James Langhurst

Rank				
Sept. 28	W	Pitt	30-7	
Oct. 5	W	Purdue	17-14	
12	L	at Northwestern	3-6	
15	19	L	No. 7 Minnesota	7-13
	26	L	at No. 1 Cornell	7-21
	Nov. 2	W	Indiana	21-6
	16	W	at Illinois	14-6
	23	L	No. 7 Michigan	0-40
Points - OSU 99, OPP 113				

PAUL BROWN**1941 (6-1-1, 3-1-1/T 2nd)****Captain:** Jack W. Stephenson

Rank					
Sept. 27	W	Missouri	12-7		
Oct. 4	W	at S. California	33-0		
10	18	W	Purdue	16-14	
11	25	L	No. 13 Northwestern	7-14	
	Nov. 1	W	at Pittsburgh	21-14	
	20	8	W	Wisconsin	46-34
	20	15	W	Illinois	12-7
14	22	T	at No. 5 Michigan	20-20	
Points - OSU 167, OPP 110					

1942 (9-1, 5-1/1st, National Champion)**Captain:** George M. Lynn

Rank				
Sept. 26	W	Fort Knox	59-0	
Oct. 3	W	Indiana	32-21	
10	W	Southern California	28-12	
1	17	W	Purdue	26-0
1	24	W	at Northwestern	20-6
1	31	L	at No. 6 Wisconsin	7-17
6	Nov. 7	W	Pitt	59-19
10	14	W	No. 13 Illinois^	44-20
5	21	W	No. 4 Michigan	21-7
3	28	W	Iowa Seahawks	41-12
Points - OSU 337, OPP 114				

*^at Cleveland***1943 (3-6, 1-4/7th)****Captains:** John R. Dugger, Charles A. Csuri

Rank				
Sept. 25	L	Iowa Seahawks	13-28	
Oct. 2	W	Missouri	27-6	
18	9	L	at No. 12 Great Lakes	6-13
	16	L	& No. 5 Purdue	7-30
	23	L	No. 17 Northwestern	0-13
	30	L	Indiana	14-20
	Nov. 6	W	at Pitt	46-6
	13	W	Illinois	29-26
	20	L	at No. 4 Michigan	7-45
Points - OSU 149, OPP 187				

^at Cleveland

RESULTS BY YEAR

CARROLL C. WIDDOES

1944 (9-0, 6-0/1st)

Captain: Gordon Appleby

Rank

Sept.30	W	Missouri.....	54-0
Oct. 7	W	Iowa.....	34-0
8	14	W at No.19 Wisconsin.....	20-7
4	21	W No. 6 Great Lakes.....	26-6
4	28	W Minnesota.....	34-14
3	Nov. 4	W No. 15 Indiana.....	21-7
2	11	W Pitt.....	54-19
4	18	W &Illinois.....	26-12
3	25	W No. 6 Michigan.....	18-14
			Points - OSU 287, OPP 79

^at Cleveland

1945 (7-2, 5-2/3rd)

Captain: William C. Hackett

Rank

Sept.29	W	Missouri.....	47-6
Oct. 6	W	Iowa.....	42-0
4	13	W Wisconsin.....	12-0
4	20	L No. 9 Purdue.....	13-35
12	27	W at No. 5 Minnesota.....	20-7
6	Nov. 3	W No. 20 Northwestern.....	16-14
8	10	W at Pitt.....	14-0
9	17	W Illinois.....	27-2
7	24	L at No. 8 Michigan.....	3-7
			Points - OSU 194, OPP 71

PAUL BIXLER (4-3-2, .556 - 1946)

1946 (4-3-2, 2-3-1/T 6th)

Captain: Warren Amling

Rank

Sept.28	T	Missouri.....	13-13
Oct. 5	W	at S. California.....	21-0
14	12	L at Wisconsin.....	7-20
	19	T Purdue.....	14-14
	26	W Minnesota.....	39-9
Nov. 2	W	at No. 6 N'western.....	39-27
12	9	W Pitt.....	20-13
13	16	L at No. 9 Illinois.....	7-16
	23	L No. 8 Michigan.....	6-58
			Points - OSU 166, OPP 170

WESLEY E. FESLER

1947 (2-6-1, 1-4-1/9th)

Captain: Robert O. Jabbusch

Rank

Sept.27	W	Missouri.....	13-7
Oct. 4	L	at Purdue.....	20-24
	11	L No. 20 S. California.....	0-32
	18	T Iowa.....	13-13
	25	L at Pitt.....	0-12
Nov. 1	L	Indiana.....	0-7
	8	W Northwestern.....	7-6
	15	L No. 11 Illinois.....	7-28
	22	L at No. 1 Michigan.....	0-21
			Points - OSU 60, OPP 150

1948 (6-3, 3-3/4th)

Captain: David I. Templeton

Rank

Sept.25	W	Missouri.....	21-7
Oct. 2	W	Southern California.....	20-0
11	9	L Iowa.....	7-14
	16	W at Indiana.....	17-0
	23	W Wisconsin.....	34-32
	30	L at No. 9 Northwestern.....	7-21
Nov. 6	W	Pitt.....	41-0
	13	W at Illinois.....	34-7
18	20	L No. 1 Michigan.....	3-13
			Points - OSU 184, OPP 94

1949 (7-1-2, 4-1-1/T 1st)

Captain: A. Jack Wilson

Rank

Sept.24	W	Missouri.....	35-34
Oct. 1	W	Indiana.....	46-7
11	8	T at No. 8 S. Calif.....	13-13
11	15	L No. 5 Minnesota.....	0-27
	22	W at Wisconsin.....	21-0
18	29	W Northwestern.....	24-7
11	Nov. 5	W at Pitt.....	14-10
11	12	W Illinois.....	30-17
7	19	T at No. 5 Michigan.....	7-7
6	Jan. 2	W No. 3 California*.....	17-14
			Points - OSU 207, OPP 136

*Rose Bowl

1950 (6-3, 5-2/T 2nd)

Captain: Henry "Bill" Trautwein

Rank

11	Sept.30	L	No. 10 SMU.....	27-32
	Oct. 7	W	Pitt.....	41-7
12	14	W	at Indiana.....	26-14
9	21	W	at Minnesota.....	48-0
6	28	W	Iowa.....	83-21
4	Nov. 4	W	at Northwestern.....	32-0
2	11	W	No. 15 Wisconsin.....	19-14
1	18	L	at No. 8 Illinois.....	7-14
8	25	L	Michigan.....	3-9
			Points - OSU 286, OPP 111	

WAYNE WOODROW "WOODY" HAYES

1951 (4-3-2, 2-2-2/5th)

Captain: Robert C. Heid

Rank

3	Sept.29	W	Southern Methodist.....	7-0
7	Oct. 6	L	No. 1 Michigan St.....	20-24
9	13	T	at Wisconsin.....	6-6
17	20	L	Indiana.....	10-32
	27	W	Iowa.....	47-21
	Nov. 3	W	Northwestern.....	3-0
20	10	W	at Pitt.....	16-14
	17	T	No. 3 Illinois.....	0-0
	24	L	at Michigan.....	0-7
			Points - OSU 109, OPP 104	

1952 (6-3, 5-2/3rd)

Captain: Bernie G. Skvarka

Rank

20	Sept.27	W	Indiana.....	33-13
15	Oct. 4	L	Purdue.....	14-21
	11	W	No. 1 Wisconsin.....	23-14
16	18	W	Washington St.....	35-7
14	25	L	at Iowa.....	0-8
	Nov. 1	W	at Northwestern.....	24-21
	8	L	Pitt.....	14-21
	15	W	at Illinois.....	27-7
	22	W	No. 12 Michigan.....	27-7
			Points - OSU 197, OPP 119	

1953 (6-3, 4-3/4th)

Captains: Robert V. Joslin, George Jacoby

Rank

7	Sept.26	W	Indiana.....	36-12
6	Oct. 3	W	at California.....	33-19
3	10	L	Illinois.....	20-41
17	17	W	at Penn.....	12-6
	24	W	at Wisconsin.....	20-19
	31	W	Northwestern.....	27-13
16	Nov. 7	L	No. 5 Michigan St.....	13-28
	14	W	Purdue.....	21-6
	21	L	at Michigan.....	0-20
			Points - OSU 182, OPP 164	

1954 (10-0, 7-0/1st, National Champion)

Captains: C. Richard Brubaker, John R. Borton

Rank

	Sept.25	W	Indiana.....	28-0
14	Oct. 2	W	No. 18 California.....	21-13
10	9	W	at Illinois.....	40-7
4	16	W	No. 13 Iowa.....	20-14
4	23	W	No. 2 Wisconsin.....	31-14
1	30	W	at Northwestern.....	14-7
2	Nov. 6	W	No. 20 Pitt.....	26-0
2	13	W	at Purdue.....	28-6
1	20	W	No. 12 Michigan.....	21-7
1	Jan. 1	W	No. 17 S. California*.....	20-7
			Points - OSU 249, OPP 75	

*Rose Bowl

1955 (7-2, 6-0/1st)

Captains: Frank C. Machinsky, Kenneth W. Vargo

Rank

6	Sept.24	W	Nebraska.....	28-20
8	Oct. 1	L	at Stanford.....	0-6
	8	W	Illinois.....	27-12
14	15	L	No. 11 Duke.....	14-20
	22	W	at No. 15 Wisconsin.....	26-16
15	29	W	Northwestern.....	49-0
11	Nov. 5	W	Indiana.....	20-13
10	12	W	No. 20 Iowa.....	20-10
9	19	W	at No. 6 Michigan.....	17-0
			Points - OSU 201, OPP 97	

RESULTS BY YEAR

1956 (6-3, 4-2/T 4th)

Captains: Franklin D. R. Ellwood, P. William Michael

Rank			
8	Sept. 29	W	Nebraska..... 34-7
4	Oct. 6	W	Stanford..... 32-20
5	13	W	at Illinois..... 26-6
5	20	L	Penn State..... 6-7
9	27	W	Wisconsin..... 21-0
6	Nov. 3	W	at Northwestern..... 6-2
7	10	W	Indiana..... 35-14
6	17	L	at No. 7 Iowa..... 0-6
12	24	L	Michigan..... 0-19
			Points - OSU 160, OPP 81

1957 (9-1, 7-0/1st, National Champion)

Captains: Galen B. Cisco, Leo M. Brown

Rank			
	Sept. 28	L	Texas Christian..... 14-18
	Oct. 5	W	at Washington..... 35-7
	12	W	Illinois..... 21-7
	19	W	Indiana..... 56-0
12	26	W	at Wisconsin..... 16-13
8	Nov. 2	W	Northwestern..... 47-6
6	9	W	Purdue..... 20-7
6	16	W	No. 5 Iowa..... 17-13
3	23	W	at No. 19 Michigan..... 31-14
2	Jan. 1	W	Oregon*..... 10-7
			Points - OSU 267, OPP 92

*Rose Bowl

1958 (6-1-2, 4-1-2/3rd)

Captains: Francis T. Kremblas, Richard P. Schafrath

Rank			
1	Sept. 27	W	No. 20 SMU..... 23-20
3	Oct. 4	W	Washington..... 12-7
5	11	W	at Illinois..... 19-13
3	18	W	Indiana..... 49-8
2	25	T	No. 13 Wisconsin..... 7-7
5	Nov. 1	L	at No. 11 N'western..... 0-21
16	8	W	No. 8 Purdue..... 14-14
16	15	W	at No. 2 Iowa..... 38-28
11	22	W	Michigan..... 20-14
			Points - OSU 182, OPP 132

1959 (3-5-1, 2-4-1/T 8th)

Captain: James E. Houston

Rank			
12	Sept. 26	W	Duke..... 14-13
14	Oct. 2	L	at No. 11 S. Calif..... 0-17
	10	L	No. 20 Illinois..... 0-9
	17	W	No. 6 Purdue..... 15-0
20	24	L	at No. 12 Wisconsin..... 3-12
	31	W	Michigan State..... 30-24
	Nov. 7	T	Indiana..... 0-0
	14	L	No. 16 Iowa..... 7-16
	21	L	at Michigan..... 14-23
			Points - OSU 83, OPP 114

1960 (7-2, 5-2/3rd)

Captains: James Tyrer, James Herbstreit

Rank			
20	Sept. 24	W	Southern Methodist..... 24-0
9	Oct. 1	W	Southern California..... 20-0
5	8	W	at No. 4 Illinois..... 34-7
3	15	L	at Purdue..... 21-24
9	22	W	No. 11 Wisconsin..... 34-7
8	29	W	at No. 10 Mich. St..... 21-10
5	Nov. 5	W	Indiana..... 36-7
3	12	L	at No. 5 Iowa..... 12-35
10	19	W	Michigan..... 7-0
			Points - OSU 209, OPP 90

1961 (8-0-1, 6-0/1st, National Champion)

Captains: Thomas Perdue, Michael Ingram

Rank			
3	Sept. 30	T	Texas Christian..... 7-7
8	Oct. 7	W	UCLA..... 13-3
7	14	W	Illinois..... 44-0
7	21	W	at Northwestern..... 10-0
6	28	W	at Wisconsin..... 30-21
5	Nov. 4	W	No. 9 Iowa..... 29-13
3	11	W	at Indiana..... 16-7
3	18	W	Oregon..... 22-12
2	25	W	at Michigan..... 50-20
			Points - OSU 221, OPP 83

1962 (6-3, 4-2/T 3rd)

Captains: Gary Moeller, Robert Vogel

Rank			
2	Sept. 29	W	North Carolina..... 41-7
1	Oct. 6	L	at UCLA..... 7-9
10	13	W	at Illinois..... 51-15
6	20	L	No. 8 Northwestern..... 14-18
	27	W	No. 5 Wisconsin..... 14-7
	Nov. 3	L	at Iowa..... 14-28
	10	W	Indiana..... 10-7
	17	W	Oregon..... 26-7
	24	W	Michigan..... 28-0
			Points - OSU 205, OPP 98

1963 (5-3-1, 4-1-1/T 2nd)

Captains: Ormonde Ricketts, Matthew Snell

Rank			
	Sept. 28	W	Texas A&M..... 17-0
	Oct. 5	W	at Indiana..... 21-0
8	12	T	Illinois..... 20-20
4	19	L	at S. California..... 3-32
	26	W	at No. 2 Wisconsin..... 13-10
9	Nov. 2	W	Iowa..... 7-3
10	9	L	Penn State..... 7-10
	16	L	Northwestern..... 8-17
	30*	W	at Michigan..... 14-10
			Points - OSU 110, OPP 102

*Rescheduled from Oct. 23. Game postponed that day because of the assassination of President John F. Kennedy on Nov. 22, 1963.

1964 (7-2, 5-1/2nd)

Captains: James Davidson, William Spahr, Thomas Kiehfuss

Rank			
5	Sept. 26	W	Southern Methodist..... 27-8
5	Oct. 3	W	Indiana..... 17-9
4	10	W	at No. 2 Illinois..... 26-0
2	17	W	Southern California..... 17-0
1	24	W	Wisconsin..... 28-3
1	31	W	at Iowa..... 21-19
2	Nov. 7	L	Penn State..... 0-27
7	14	W	Northwestern..... 10-0
7	21	L	No. 6 Michigan..... 0-10
			Points - OSU 146, OPP 76

1965 (7-2, 6-1/2nd)

Captains: Dwight Kelley, Gregory Lashutka

Rank			
	Sept. 25	L	North Carolina..... 3-14
	Oct. 2	W	at Washington..... 23-21
	9	W	Illinois..... 28-14
	16	L	at No. 4 Mich. St..... 7-32
	23	W	at Wisconsin..... 20-10
	30	W	Minnesota..... 11-10
	Nov. 6	W	Indiana..... 17-10
	13	W	Iowa..... 38-0
	20	W	at Michigan..... 9-7
			Points - OSU 156, OPP 118

1966 (4-5, 3-4/6th)

Captains: John Fill, Mike Current, Ray Pryor

Rank			
	Sept. 24	W	Texas Christian..... 14-7
	Oct. 1	L	Washington..... 22-38
	8	L	at Illinois..... 9-10
	15	L	No. 1 Michigan St..... 8-11
	22	W	Wisconsin..... 24-13
	29	L	at Minnesota..... 7-17
	Nov. 5	W	Indiana..... 7-0
	12	W	at Iowa..... 14-10
	19	L	Michigan..... 3-17
			Points - OSU 108, OPP 123

1967 (6-3, 5-2/4th)

Captains: Billy Ray Anders, Samuel Elliott

Rank			
	Sept. 30	L	Arizona..... 7-14
	Oct. 7	W	at Oregon..... 30-0
	14	L	No. 2 Purdue..... 6-41
	21	W	at Northwestern..... 6-2
	28	L	Illinois..... 13-17
	Nov. 4	W	at Michigan State..... 21-7
	11	W	Wisconsin..... 17-15
	18	W	Iowa..... 21-10
	25	W	at Michigan..... 24-14
			Points - OSU 145, OPP 120

RESULTS BY YEAR

1968 (10-0, 7-0/1st, National Champion)

Captains: David Foley, Dirk Worden, Mark Stier
Rank

11	Sept. 28	W	Southern Methodist	35-14
6	Oct. 5	W	Oregon	21-6
4	12	W	No. 1 Purdue	13-0
2	19	W	Northwestern	45-21
2	26	W	at Illinois	31-24
2	Nov. 2	W	No. 16 Michigan St.	25-20
2	9	W	at Wisconsin	43-8
2	16	W	at Iowa	33-27
2	23	W	No. 4 Michigan	50-14
1	Jan. 1	W	No. 2 S. California*	27-16

Points - OSU 323, OPP 150

*Rose Bowl

1969 (8-1, 6-1/T 1st)

Captains: David Whitfield, Alan Jack
Rank

1	Sept. 27	W	Texas Christian	62-0
1	Oct. 4	W	at Washington	41-14
1	11	W	No. 19 Michigan St.	54-21
1	18	W	at Minnesota	34-7
1	25	W	Illinois	41-0
1	Nov. 1	W	at Northwestern	35-6
1	8	W	Wisconsin	62-7
1	15	W	No. 10 Purdue	42-14
1	22	L	at No. 12 Michigan	12-24

Points - OSU 383, OPP 93

1970 (9-1, 7-0/1st, National Champion)

Captains: Rex Kern, Jan White, James Stillwagon,
Douglas Adams

1	Sept. 26	W	Texas A&M	56-13
1	Oct. 3	W	Duke	34-10
1	10	W	at Michigan State	29-0
1	17	W	Minnesota	28-8
1	24	W	at Illinois	48-29
2	31	W	No. 20 Northwestern	24-10
3	Nov. 7	W	at Wisconsin	24-7
3	14	W	at Purdue	10-7
5	21	W	No. 4 Michigan	20-9
2	Jan. 1	L	No. 12 Stanford*	17-27

Points - OSU 290, OPP 120

*Rose Bowl

1971 (6-4, 5-3/3rd)

Captains: Harry Howard, Tom DeLeone
Rank

11	Sept. 11	W	Iowa	52-21
6	25	L	No. 10 Colorado	14-20
14	Oct. 2	W	California	35-3
15	9	W	at Illinois	24-10
13	16	W	at Indiana	27-7
12	23	W	Wisconsin	31-6
10	30	W	at Minnesota	14-12
9	Nov. 6	L	Michigan State	10-17
16	13	L	Northwestern	10-14
20	L	at No. 3 Michigan	7-10	

Points - OSU 224, OPP 120

1972 (9-2, 7-1/T 1st)

Captains: Richard Galbos, George Hasenohr
Rank

3	Sept. 16	W	Iowa	21-0
5	30	W	North Carolina	29-14
3	Oct. 7	W	at California	35-18
4	14	W	Illinois	26-7
4	21	W	Indiana	44-7
4	28	W	at Wisconsin	28-20
5	Nov. 4	W	Minnesota	27-19
5	11	L	at Michigan State	12-19
9	18	W	at Northwestern	27-14
9	25	W	No. 3 Michigan	14-11
3	Jan. 1	L	No. 1 S. California*	17-42

Points - OSU 280, OPP 171

*Rose Bowl

1973 (10-0-1, 7-0-1/T 1st)

Captains: Greg Hare, Richard Middleton
Rank

3	Sept. 15	W	Minnesota	56-7
3	29	W	Texas Christian	37-3
1	Oct. 6	W	Washington State	27-3
1	13	W	at Wisconsin	24-0
1	20	W	at Indiana	37-7
1	27	W	Northwestern	60-0
1	Nov. 3	W	at Illinois	30-0
1	10	W	Michigan State	35-0
1	17	W	Iowa	55-13
1	24	T	at No. 4 Michigan	10-10
4	Jan. 1	W	No. 7 USC*	42-21

Points - 413-64

*Rose Bowl

1974 (10-2, 7-1/T 1st)

Captains: Steve Myers, Archie Griffin, Arnold
Jones, Neal Colzie, Pete Cusick

4	Sept. 14	W	at Minnesota	34-19
2	21	W	Oregon State	51-10
1	28	W	Southern Methodist	28-9
1	Oct. 5	W	at Washington State	42-7
1	12	W	No. 13 Wisconsin	52-7
1	19	W	Indiana	49-9
1	26	W	at Northwestern	55-7
1	Nov. 2	W	Illinois	49-7
1	9	L	at Michigan State	13-16
4	16	W	at Iowa	35-10
4	23	W	No. 3 Michigan	12-10
3	Jan. 1	L	No. 5 S. California*	17-18

Points - OSU 437, OPP 129

*Rose Bowl

1975 (11-1, 8-0/1st)

Captains: Archie Griffin, Brian Baschnagel, Tim
Fox, Ken Kuhn

3	Sept. 13	W	at No. 11 Mich. St.	21-0
3	20	W	No. 7 Penn State	17-9
2	27	W	North Carolina	32-7
2	Oct. 4	W	at No. 13 UCLA	41-20
1	11	W	Iowa	49-0
1	18	W	Wisconsin	56-0
1	25	W	at Purdue	35-6
11	Nov. 1	W	Indiana	24-14
1	8	W	at Illinois	40-3
1	15	W	Minnesota	38-6
1	22	W	No. 4 Michigan	21-14
1	Jan. 1	L	No. 11 UCLA*	10-23

Points - OSU 384, OPP 102

*Rose Bowl

1976 (9-2-1, 7-1/T 1st)

Captains: Bill Lukens, Ed Thompson, Tom
Skladany

4	Sept. 11	W	Michigan State	49-21
2	18	W	at No. 7 Penn State	12-7
2	25	L	Missouri	21-22
8	Oct. 2	T	No. 4 UCLA	10-10
10	9	W	at Iowa	34-14
9	16	W	at Wisconsin	30-20
9	23	W	Purdue	24-3
8	30	W	at Indiana	47-7
8	Nov. 6	W	Illinois	42-10
8	13	W	at Minnesota	9-3
8	20	L	No. 4 Michigan	0-22
11	Jan. 1	W	No. 12 Colorado*	27-10

Points - OSU 305, OPP 149

*Orange Bowl

1977 (9-3, 7-1/T 1st)

Captains: Chris Ward, Jeff Logan, Aaron
Brown, Ray Griffin

5	Sept. 10	W	Miami (Fla.)	10-0
6	17	W	Minnesota	38-7
4	24	L	No. 3 Oklahoma	28-29
6	Oct. 1	W	at Southern Methodist	35-7
4	8	W	Purdue	46-0
5	15	W	at Iowa	27-6
4	22	W	Northwestern	35-15
3	29	W	Wisconsin	42-0
4	Nov. 5	W	at Illinois	35-0
4	12	W	Indiana	35-7
4	19	L	at No. 5 Michigan	6-14
9	Jan. 2	L	No. 3 Alabama*	6-35

Points - OSU 343, OPP 120

*Sugar Bowl

RESULTS BY YEAR

1978 (7-4-1, 6-2/4th)

Captains: Ron Springs, Tim Vogler, Tom Cousineau, Byron Cato

Rank					
6	Sept. 16	L	No. 5 Penn State	0-19	
16	23	W	at Minnesota	27-10	
13	30	W	Baylor	34-28	
14	Oct. 7	T	Southern Methodist	35-35	
16	14	L	at Purdue	16-27	
	21	W	Iowa	31-7	
	28	W	Northwestern	63-20	
	Nov. 4	W	at Wisconsin	49-14	
	11	W	Illinois	45-7	
19	18	W	at Indiana	21-18	
16	25	L	No. 6 Michigan	3-14	
20	Dec. 29	L	No. 6 Clemson*	15-17	

Points - OSU 339, OPP 216

*Gator Bowl

EARLE BRUCE**1979 (11-1, 8-0/1st)**

Captains: Jim Laughlin, Mike Guess, Ken Fritz, Tom Waugh

Rank					
	Sept. 8	W	Syracuse	31-8	
15	15	W	at Minnesota	21-17	
16	22	W	Washington St.	45-29	
14	29	W	at No. 17 UCLA	17-13	
8	Oct. 6	W	Northwestern	16-7	
8	13	W	Indiana	47-6	
6	20	W	Wisconsin	59-0	
4	27	W	Michigan State	42-0	
5	Nov. 3	W	at Illinois	44-7	
3	10	W	Iowa	34-7	
2	17	W	at No. 13 Michigan	18-15	
1	Jan. 1	L	No. 3 USC*	16-17	

Points - OSU 390, OPP 126

*Rose Bowl

1980 (9-3, 7-1/2nd)

Captains: Doug Donley, Calvin Murray, Ray Ellis, Keith Ferguson

Rank					
1	Sept. 13	W	Syracuse	31-21	
2	20	W	Minnesota	47-0	
2	27	W	No. 20 Arizona St.	38-21	
2	Oct. 4	L	No. 11 UCLA	0-17	
9	11	W	at Northwestern	63-0	
9	18	W	Indiana	27-17	
10	25	W	at Wisconsin	21-0	
9	Nov. 1	W	at Michigan State	48-16	
7	8	W	Illinois	49-42	
7	15	W	at Iowa	41-7	
5	22	L	No. 10 Michigan	3-9	
11	Dec. 26	L	No. 10 Penn State*	19-31	

Points - OSU 387, OPP 181

*Fiesta Bowl

1981 (9-3, 6-2/T 1st)

Captains: Art Schlichter, Glen Cobb

Rank					
11	Sept. 12	W	Duke	34-13	
8	19	W	Michigan State	27-13	
8	26	W	at Stanford	24-19	
7	Oct. 3	L	Florida State	27-36	
18	10	L	at Wisconsin	21-24	
	17	W	Illinois	34-27	
	24	W	Indiana	29-10	
	31	W	at Purdue	45-33	
18	Nov. 7	L	at Minnesota	31-35	
	14	W	Northwestern	70-6	
	21	W	at No. 7 Michigan	14-9	
15	Dec. 30	W	Navy*	31-28	

Points - OSU 387, OPP 253

*Liberty Bowl

1982 (9-3, 7-1/2nd)

Captains: Glen Cobb, Marcus Marek, Joe Luken, Jerome Foster, Gary Williams, Tim Spencer

Rank					
14	Sept. 11	W	Baylor	21-14	
12	18	W	at Michigan State	31-10	
13	25	L	Stanford	20-23	
	Oct. 2	L	Florida State	17-34	
	9	L	Wisconsin	0-6	
	16	W	at No. 15 Illinois	26-21	
	23	W	at Indiana	49-25	
	30	W	Purdue	38-6	
	Nov. 6	W	Minnesota	35-10	
	13	W	at Northwestern	40-28	
	20	W	No. 13 Michigan	24-14	
		W	Brigham Young*	47-17	

Points - OSU 348, OPP 208

*Holiday Bowl

1983 (9-3, 6-3/4th)

Captains: Bill Roberts, John Frank, Rowland Tatum, Garcia Lane

Rank					
7	Sept. 10	W	Oregon	31-6	
6	17	W	at No. 2 Oklahoma	24-14	
3	24	L	at No. 7 Iowa	14-20	
8	Oct. 1	W	Minnesota	69-18	
6	8	W	Purdue	33-22	
6	15	L	at No. 19 Illinois	13-17	
17	22	W	Michigan State	21-11	
16	29	W	Wisconsin	45-27	
14	Nov. 5	W	at Indiana	56-17	
10	12	W	Northwestern	55-7	
10	19	L	at No. 8 Michigan	21-24	
14	Jan. 2	W	No. 15 Pitt*	28-23	

Points - OSU 410, OPP 206

*Fiesta Bowl

1984 (9-3, 7-2/1st)

Captains: Kirk Lowdermilk, Mike Tomczak, Mark Krowicz, Thomas Johnson

Rank					
6	Sept. 8	W	Oregon State	22-14	
9	15	W	Washington State	44-0	
5	22	W	No. 14 Iowa	45-26	
3	29	W	at Minnesota	35-22	
2	Oct. 6	L	at Purdue	23-28	
8	13	W	Illinois	45-38	
8	20	W	at Michigan State	23-20	
6	27	L	at Wisconsin	14-16	
16	Nov. 3	W	Indiana	50-7	
13	10	W	at Northwestern	52-3	
11	17	W	Michigan	21-6	
6	Jan. 1	L	No. 18 USC*	17-20	

Points - OSU 391, OPP 200

*Rose Bowl

1985 (9-3, 5-3/T 4th)

Captains: Keith Byars, Mike Lanese, Thomas Johnson

Rank					
9	Sept. 14	W	Pitt	10-7	
7	21	W	at Colorado	36-13	
5	28	W	Washington State	48-32	
5	Oct. 5	L	at Illinois	28-31	
15	12	W	Indiana	48-7	
11	19	W	Purdue	41-27	
9	26	W	at No. 20 Minn.	23-19	
8	Nov. 2	W	No. 1 Iowa	22-13	
4	9	W	at Northwestern	35-17	
3	16	L	Wisconsin	7-12	
12	23	L	at No. 6 Michigan	17-27	
17	Dec. 28	W	No. 9 BYU*	10-7	

Points - OSU 325, OPP 212

*Citrus Bowl

1986 (10-3, 7-1/T 1st)

Captains: Jim Karsatos, Sonny Gordon

Rank					
9	Aug. 27	L	No. 5 Alabama^	10-16	
10	Sept. 13	L	at No. 17 Wash.	7-40	
	20	W	Colorado	13-10	
	27	W	Utah	64-6	
	Oct. 4	W	Illinois	14-0	
	11	W	at Indiana	24-22	
	18	W	at Purdue	39-11	
	25	W	Minnesota	33-0	
17	Nov. 1	W	at No. 11 Iowa	31-10	
11	8	W	Northwestern	30-9	
9	15	W	at Wisconsin	30-17	
7	22	L	No. 6 Michigan	24-26	
11	Jan. 1	W	No. 8 Texas A&M*	28-12	

Points - OSU 347, OPP 179

^Kickoff Classic (Meadowlands, N.J.), *Cotton Bowl

RESULTS BY YEAR

1987 (6-4-1, 4-4/5th)**Captains:** Chris Spielman, Eric Kumerow, William White, Tom Tupa

Rank

5	Sept.12	W	West Virginia	24-3
5	19	W	Oregon	24-14
7	26	T	at No. 4 LSU	13-13
9	Oct. 3	W	at Illinois	10-6
9	10	L	Indiana	10-31
17	17	W	at Purdue	20-17
16	24	W	Minnesota	42-9
15	31	L	No. 20 Michigan St.	7-13
	Nov. 7	L	at Wisconsin	24-26
	14	L	Iowa	27-29
	21	W	at Michigan	23-20
			Points - OSU 224, OPP 181	

JOHN COOPER**(111-43-4, .715 – 1988-2000)****1988 (4-6-1, 2-5-1/7th)****Captains:** Jeff Uhlenhake, Vince Workman, Mike Sullivan, Michael McCray

Rank

	Sept.10	W	Syracuse	26-9
18	17	L	at Pitt	10-42
	24	W	No. 7 LSU	36-33
	Oct. 1	L	Illinois	12-31
	8	L	at Indiana	7-41
	15	L	Purdue	26-31
	22	W	at Minnesota	13-6
	29	L	at Michigan State	10-20
	Nov. 5	W	Wisconsin	34-12
	12	T	at Iowa	24-24
	19	L	No. 12 Michigan	31-34
			Points - OSU 229, OPP 283	

1989 (8-4, 6-2/T 3rd)**Captains:** Joe Staysniak, Jeff Davidson, Zack Dumas, David Brown, Derek Isaman

Rank

	Sept.16	W	Oklahoma State	37-13
25	23	L	at No. 12 USC	3-42
	30	W	Boston College	34-29
	Oct. 7	L	at No. 18 Illinois	14-34
	14	W	Indiana	35-31
	21	W	Purdue	21-3
	28	W	at Minnesota	41-37
	Nov. 4	W	at Northwestern	52-27
	11	W	Iowa	28-0
22	18	W	Wisconsin	42-22
20	25	L	at No. 3 Michigan	18-28
21	Jan. 1	L	No. 9 Auburn*	14-31
			Points - OSU 339, OPP 297	

Hall of Fame Bowl*1990 (7-4-1, 5-2-1/5th)****Captains:** Jeff Graham, Dan Beatty, Mark Pelini, Vinnie Clark, Greg Frey

Rank

18	Sept. 8	W	Texas Tech	17-10
17	15	W	at Boston College	31-10
15	22	L	No. 18 USC	26-35
20	Oct. 6	L	No. 13 Illinois	20-31
	13	T	at No. 22 Indiana	27-27
	20	W	at Purdue	42-2
	27	W	Minnesota	52-23
	Nov. 3	W	Northwestern	48-7
	10	W	at No. 6 Iowa	27-26
21	17	W	at Wisconsin	35-10
19	24	L	No. 15 Michigan	13-16
24	Dec.27	L	Air Force*	11-23
			Points - OSU 349, OPP 220	

Liberty Bowl*1991 (8-4, 5-3/T 3rd)****Captains:** Carlos Snow, Scottie Graham, John Kacherski

Rank

22	Sept. 7	W	Arizona	38-14
19	14	W	Louisville	23-15
16	21	W	Washington State	33-19
14	Oct. 5	W	Wisconsin	31-16
11	12	L	at No. 20 Illinois	7-10
18	19	W	Northwestern^	34-3
14	26	W	Michigan State	27-17
13	Nov. 2	L	No. 11 Iowa	9-16
19	9	W	at Minnesota	35-6
19	16	W	Indiana	20-16
18	23	L	at No. 4 Michigan	3-31
25	Jan. 1	L	No. 16 Syracuse*	17-24
			Points - OSU 277, OPP 187	

*^at Cleveland, *Hall of Fame Bowl***1992 (8-3-1, 5-2-1/2nd)****Captains:** Kirk Herbstreit, Steve Tovar

Rank

17	Sept. 5	W	Louisville	20-19
22	12	W	Bowling Green	17-6
21	19	W	at No. 8 Syracuse	35-12
12	Oct. 3	L	at Wisconsin	16-20
21	10	L	Illinois	16-18
	17	W	Northwestern	31-7
	24	W	at Michigan State	27-17
	31	W	at Iowa	38-15
22	Nov. 7	W	Minnesota	17-0
19	14	W	at Indiana	27-10
17	21	T	No. 6 Michigan	13-13
15	Jan. 1	L	No. 8 Georgia*	14-21
			Points - OSU 271, OPP 158	

Florida Citrus Bowl*1993 (10-1-1, 6-1-1/T 1st)****Captains:** Alan Kline, Cedric Saunders, Jason Simmons, Chico Nelson

Rank

18	Sept. 4	W	Rice	34-7
16	11	W	No. 12 Washington	21-12
11	18	W	at Pitt	63-28
7	Oct. 2	W	Northwestern	51-3
6	9	W	at Illinois	20-12
5	16	W	No. 25 Mich. St.	28-21
3	23	W	at Purdue	45-24
3	30	W	No. 12 Penn State	24-6
3	Nov. 6	T	at No. 15 Wisconsin	14-14
5	13	W	No. 19 Indiana	23-17
5	20	L	at Michigan	0-28
11	Dec.30	W	Brigham Young*	28-21
			Points - OSU 351, OPP 193	

Holiday Bowl*1994 (9-4, 6-2/2nd)****Captains:** Joey Galloway, Marlon Kerner

Rank

20	Aug.29	W	Fresno State^	34-10
18	Sept.10	L	at No. 25 Wash.	16-25
23	17	W	Pitt	27-3
20	24	W	Houston	52-0
20	Oct. 1	W	at Northwestern	17-15
17	8	L	Illinois	10-24
	15	W	at Michigan State	23-7
24	22	W	Purdue	48-14
21	29	L	at No.1 Penn State	14-63
	Nov. 5	W	Wisconsin	24-3
	12	W	at Indiana	32-17
22	19	W	No. 15 Michigan	22-6
13	Jan. 2	L	No. 6 Alabama*	17-24
			Points - OSU 336, OPP 211	

*^Disneyland Pigskin Classic, *Florida Citrus Bowl***1995 (11-2, 7-1/2nd)****Captains:** Matt Bonhaus, Eddie George, Bobby Hoying

Rank

12	Aug.27	W	No. 22 Boston College^	38-6
10	Sept.16	W	No. 18 Washington	30-20
8	23	W	at Pitt	54-14
7	30	W	No. 15 Notre Dame	45-26
5	Oct. 7	W	at No. 12 Penn State	28-25
4	14	W	at No. 21 Wisconsin	27-16
4	21	W	Purdue	28-0
4	28	W	No. 25 Iowa	56-35
4	Nov. 4	W	at Minnesota	49-21
2	11	W	Illinois	41-3
2	18	W	Indiana	42-3
2	25	L	at No. 12 Michigan	23-31
4	Jan. 1	L	No. 4 Tennessee*	14-20
			Points - OSU 475, OPP 220	

*^Kickoff Classic XIII, *Florida Citrus Bowl*

RESULTS BY YEAR

1996 (11-1, 7-1/T 1st)**Captains:** Juan Porter, Greg Bellisari

Rank

10	Sept. 7	W	Rice	70-7
7	21	W	Pitt	72-0
4	28	W	at No. 5 Notre Dame	29-16
3	Oct. 5	W	No. 4 Penn State	38-7
2	12	W	Wisconsin	17-14
2	19	W	at Purdue	42-14
2	26	W	at No. 20 Iowa	38-26
2	Nov. 2	W	Minnesota	45-0
2	9	W	at Illinois	48-0
2	16	W	at Indiana	27-17
2	23	L	No. 21 Michigan	9-13
2	Jan. 1	W	No. 4 Arizona St.*	20-17

Points - OSU 455, OPP 131

Rose Bowl*1997 (10-3, 6-2/T 2nd)****Captains:** Stanley Jackson, Winfield Garnett

Rank

9	Aug. 28	W	Wyoming	24-10
9	Sept. 13	W	Bowling Green	44-13
9	20	W	Arizona	28-20
7	27	W	at Missouri	31-10
7	Oct. 4	W	No. 11 Iowa	23-7
7	11	L	at No. 2 Penn State	27-31
11	18	W	Indiana	31-0
9	25	W	Northwestern	49-6
9	Nov. 1	W	at No. 21 Michigan St.	37-13
7	8	W	at Minnesota#	31-3
4	15	W	Illinois	41-6
4	22	L	at No. 1 Michigan	14-20
9	Jan. 1	L	No. 4 Florida St.*	14-31

Points - OSU 394, OPP 170

Nokia Sugar Bowl#Last non-televised game***1998 (11-1, 7-1/T 1st)****Captains:** Joe Germaine, Jerry Rudzinski,

Antoine Winfield

Rank

1	Sept. 5	W	at No. 11 W.est Virginia	34-17
1	12	W	Toledo	49-0
1	19	W	No. 21 Missouri	35-14
1	Oct. 3	W	No. 7 Penn State	28-9
1	10	W	at Illinois	41-0
1	17	W	Minnesota	45-15
1	24	W	at Northwestern	36-10
1	31	W	at Indiana	38-7
1	Nov. 7	L	Michigan State	24-28
7	14	W	at Iowa	45-14
7	21	W	Michigan	31-16
3	Jan. 1	W	No. 8 Texas A&M*	24-14

Points - OSU 430, OPP 144

Nokia Sugar Bowl*1999 (6-6, 3-5/T 8th)****Captains:** Matt Keller, Ahmed Plummer

Rank

9	Aug. 29	L	No. 12 Miami^	12-23
13	Sept. 11	W	No. 14 UCLA	42-20
13	18	W	Ohio	40-16
12	25	W	Cincinnati	34-20
12	Oct. 2	L	Wisconsin	17-42
21	9	W	No. 17 Purdue	25-22
18	16	L	at No. 2 Penn St.	10-23
22	23	W	at No. 24 Minnesota	20-17
21	30	W	Iowa	41-11
20	Nov. 6	L	at No. 19 Michigan St.	7-23
25	13	L	Illinois	20-46
20	L	at No. 10 Michigan	17-24	

Points - OSU 285, OPP 287

Kickoff Classic (East Rutherford, N.J.)*2000 (8-4, 5-3/4th)****Captains:** Rodney Bailey, Steve Bellisari,

Joe Cooper, Ken-Yon Rambo

Rank

16	Sept. 2	W	Fresno State	43-10
16	9	W	at Arizona	27-17
15	16	W	Miami (Ohio)	27-16
12	23	W	Penn State	45-6
7	Oct. 7	W	at No. 22 Wisconsin	23-7
5	14	L	Minnesota	17-29
13	21	W	at Iowa	38-10
12	28	L	at No. 16 Purdue	27-31
16	Nov. 4	W	Michigan State	27-13
13	11	W	at Illinois	24-21
12	18	L	No. 19 Michigan	26-38
18	Jan. 1	L	South Carolina*	7-24

Points - OSU 331, OPP 222

The Outback Bowl*JIM TRESSEL****(94-21, .817 - 2000-2010)****2001 (7-5, 5-3/3rd)****Captains:** Jamar Martin, Steve Bellisari,

Joe Cooper, Mike Collins

Rank

22	Sept. 8	W	Akron	28-14
21	22	L	at No. 14 UCLA	6-13
	29	W	at Indiana	27-14
	Oct. 6	W	No. 14 N'western	38-20
21	13	L	Wisconsin	17-20
	20	W	San Diego State	27-12
	27	L	at Penn State	27-29
	Nov. 3	W	at Minnesota	31-28
	10	W	Purdue	35-9
25	17	L	No. 12 Illinois	22-34
	24	W	at No. 11 Michigan	26-20
	Jan. 1	L	vs. No. 14 South Carolina*	28-31

Points - OSU 312, OPP 244

The Outback Bowl*2002 (14-0, 8-0/T1st, National Champion)****Captains:** Michael Doss, Donnie Nickey

Rank

13	Aug. 24	W	Texas Tech	45-21
8	Sept. 7	W	Kent State	51-17
6	14	W	No. 10 Washington St.	25-7
6	21	W	vs. Cincinnati#	23-19
6	28	W	Indiana	45-17
5	Oct. 5	W	at Northwestern	27-16
5	12	W	San Jose State	50-7
4	19	W	at Wisconsin	19-14
4	26	W	No. 18 Penn State	13-7
6	Nov. 2	W	No. 23 Minnesota	34-3
3	9	W	at Purdue	10-6 OT
2	16	W	at Illinois	23-16
2	23	W	No. 12 Michigan	14-9
2	Jan. 3	W	No. 1 Miami*	31-24 (2OT)

Points - OSU 410, OPP 183

*#Played at Paul Brown Stadium, Cincinnati, Ohio; *Tostitos Fiesta Bowl National Championship Game***2003 (11-2, 6-2/2nd-tie)****Captains:** Craig Krenzler, Michael Jenkins,

Will Smith, Tim Anderson

Rank

2	Aug. 30	W	No. 17 Washington	28-9
2	Sept. 6	W	San Diego State	16-13
3	Sept. 13	W	No. 24 NC State	44-38 3OT
5	Sept. 20	W	Bowling Green	24-17
4	Sept. 27	W	Northwestern	20-0
3	Oct. 11	L	at No. 23 Wisconsin	10-17
8	Oct. 18	W	No. 9 Iowa	19-10
8	Oct. 25	W	at Indiana	35-6
8	Nov. 1	W	at Penn State	21-20
7	Nov. 8	W	No. 14 Michigan St.	33-23
4	Nov. 15	W	No. 11 Purdue	16-13 OT
4	Nov. 22	L	at No. 5 Michigan	21-35
7	Jan. 1	W	No. 8 Kansas State*	35-28

Points - OSU 322, OPP 229

Tostitos Fiesta Bowl*2004 (8-4, 4-4/T-5th)****Captains:** Lydell Ross, Dustin Fox,

Simon Fraser, Mike Nugent

Rank

9	Sept. 4	W	Cincinnati	27-6
9	Sept. 11	W	Marshall	24-21
9	Sept. 18	W	at N.C. State	22-14
7	Oct. 2	L	at Northwestern	27-33 OT
18	Oct. 9	L	No. 15 Wisconsin	13-24
25	Oct. 16	L	at Iowa	7-33
-	Oct. 23	W	Indiana	30-7
-	Oct. 30	W	Penn State	21-10
-	Nov. 6	W	at Michigan State	32-19
-	Nov. 13	L	at Purdue	17-24
-	Nov. 20	W	No. 7 Michigan	37-21
24	Dec. 29	W	Oklahoma State*	33-7

Points - OSU 267, OPP 219

**Mastercard Alamo Bowl (San Antonio, Texas)*

RESULTS BY YEAR

2005 (10-2, 7-1/T-1st)

Captains: AJ Hawk, Nick Mangold, Nate Salley, Rob Sims

Rank

6	Sept. 3	W	Miami (Ohio)	34-14
4	Sept. 10	L	No. 2 Texas	22-25
9	Sept. 17	W	San Diego State	27-6
8	Sept. 24	W	No. 21 Iowa	31-6
6	Oct. 8	L	at No. 16 Penn State	10-17
15	Oct. 15	W	No. 16 Michigan St.	35-24
13	Oct. 22	W	at Indiana	41-10
12	Oct. 29	W	Minnesota	45-31
12	Nov. 5	W	Illinois	40-2
10	Nov. 12	W	No. 25 Northwestern	48-7
9	Nov. 19	W	at No. 17 Michigan	25-21
4	Jan. 2	W	No. 5 Notre Dame*	34-20

Points - OSU 392, OPP 183

*Fiesta Bowl (Tempe, Ariz.)

2006 (12-1, 8-0/1st)

Captains: Troy Smith, Doug Datish, Quinn Pitcock, David Patterson

Rank

1	Sept. 2	W	Northern Illinois	35-12
1	Sept. 9	W	at No. 2 Texas	24-7
1	Sept. 16	W	Cincinnati	37-7
1	Sept. 23	W	No. 24 Penn State	28-6
1	Sept. 30	W	at No. 13 Iowa	38-17
1	Oct. 7	W	Bowling Green	35-7
1	Oct. 14	W	at Michigan State	38-7
1	Oct. 21	W	Indiana	44-3
1	Oct. 28	W	Minnesota	44-0
1	Nov. 4	W	at Illinois	17-10
1	Nov. 11	W	at Northwestern	54-10
1	Nov. 18	W	No. 2 Michigan	42-39
1	Jan. 8	L	vs. No. 2 Florida*	14-41

Points - OSU 450, OPP 166

*BCS Championship Bowl (Glendale, Ariz.)

2007 (11-2, 7-1/1st)

Captains: Kirk Barton, Dionte Johnson, James Laurinaitis

Rank

11	Sept. 1	W	Youngstown State	38-6
12	8	W	Akron	20-2
10	15	W	at Washington	33-14
8	22	W	Northwestern	58-7
8	29	W	at Minnesota	30-7
4	Oct. 6	W	at No. 23 Purdue	23-7
3	13	W	Kent State	48-3
1	20	W	Michigan State	24-17
1	27	W	at No. 24 Penn State	37-17
1	Nov. 3	W	Wisconsin	38-17
1	10	L	Illinois	21-28
7	17	W	at No. 23 Michigan	14-3
1	Jan. 7	L	vs. No. 2 LSU*	24-38

Points - OSU 408, OPP 166

*BCS Championship Bowl (New Orleans, La.)

2008 (10-3, 7-1/T 1st)

Captains: Todd Boeckman, Malcolm Jenkins, James Laurinaitis, Brian Robiskie

Rank

2	Aug. 30	W	Youngstown State	43-0
3	Sept. 6	W	Ohio University	25-14
5	13	L	at No. 1 Southern Cal	3-35
13	20	W	Troy	28-10
14	27	W	Minnesota	34-21
14	Oct. 4	W	at No. 18 Wisconsin	20-17
12	11	W	Purdue	16-3
12	18	W	at No. 20 Michigan State	45-7
10	25	L	No. 3 Penn State	6-13
12	Nov. 8	W	at Northwestern	45-10
10	15	W	at Illinois	30-20
10	22	W	Michigan	42-7
10	Jan. 5	L	vs. No. 3 Texas*	21-24

Points - OSU 359, OPP 181

*Tostitos Fiesta Bowl (Glendale, Ariz.)

2009 (11-2, 7-1/1st)

Captains: Kurt Coleman, Austin Spittler, Doug Worthington

Rank

6	Sept. 5	W	Navy	31-27
8	12	L	No. 3 Southern Cal	15-18
11	19	W	vs. Toledo #	38-0
13	26	W	Illinois	30-0
9	Oct. 3	W	at Indiana	33-14
9	10	W	Wisconsin	31-13
7	17	L	at Purdue	18-26
18	24	W	Minnesota	38-7
17	31	W	New Mexico State	45-0
15	Nov. 7	W	at No. 11 Penn State	24-7
10	14	W	No. 15 Iowa	27-24 OT
9	21	W	at Michigan	21-10
8	Jan. 1	W	vs. No. 7 Oregon *	26-17

Points - OSU 377, OPP 163

#Played at Browns Stadium, Cleveland, Ohio

*Rose Bowl, Pasadena, Calif. @-Overtime Game

>2010 (0-1, 0-1)

Captains: Brandon Saine, Dane Sanzenbacher, Bryant Browning, Brian Rolle, Ross Homan, Cameron Heyward

Rank

2	Sept. 2	W	Marshall	45-7
2	11	W	No. 12 Miami, Fla.	36-24
2	18	W	Ohio	43-7
2	25	W	Eastern Michigan	73-20
2	Oct. 2	W	at Illinois	24-13
2	9	W	Indiana	38-10
1	16	L	at No. 18 Wisconsin	18-31
11	23	W	Purdue	49-0
11	30	W	at Minnesota	52-10
8	Nov. 13	W	Penn State	38-14
8	20	W	at No. 21 Iowa	20-17
8	27	W	Michigan	37-7
6	Jan. 4	W	vs. No. 8 Arkansas*	31-26

Points - OSU 504, OPP 186

*Sugar Bowl, New Orleans, La. (Superdome)

>Wins from the 2010 season were vacated.

LUKE FICKELL

(6-7, .461 – 2011)

2011 (6-7, 3-5/4th Big Ten Leaders)

Captains: Mike Brewster, Dan Herron, John Simon, Andrew Sweat

Rank

18	Sept. 3	W	Akron	42-0
18	10	W	Toledo	27-22
17	17	L	at Miami	6-24
24	W	Colorado	37-17	
Oct. 1	L	Michigan State	7-10	
8	L	at No. 14 Nebraska	27-34	
15	W	at No. 16 Illinois	17-7	
29	W	No. 15 Wisconsin	33-29	
Nov. 5	W	Indiana	34-20	
12	L	at Purdue	23-26 OT	
19	L	No. 21 Penn State	14-20	
26	L	at No. 15 Michigan	34-40	
Jan. 2	L	vs. *Florida	17-24	

Points - OSU 318, OPP 273

*TaxSlayer.com Gator Bowl (Jacksonville, Fla.)

RESULTS BY YEAR

URBAN MEYER
(2012-Present)

2012 (12-0, 8-0/1st Big Ten Leaders)

Captains: Zach Boren, Garrett Goebel,
Jordan Hall, Etienne Sabino, John Simon

Rank

18	Sept. 1	W	Miami (OH)	56-10
14	8	W	UCF	31-16
12	15	W	California	35-28
16	22	W	UAB	29-15
14	29	W	at No. 20 Michigan State	17-16
12	Oct. 6	W	No. 21 Nebraska	63-38
8	13	W	at Indiana	52-49
7	20	W	Purdue	29-22 OT
9	27	W	at Penn State	35-23
6	Nov. 3	W	Illinois	52-22
6	17	W	at Wisconsin	21-14 OT
4	24	W	No. 20 Michigan	26-21

2013 (12-2, 8-0/1st Big Ten Leaders)

Captains: Jack Mewhort, Christian Bryant, C.J.
Barnett, Corey Linsley, Corey Brown, Kenny
Guiton

Rank

2	Aug. 31	W	Buffalo	40-20
2	Sept. 7	W	San Diego State	42-7
3	14	W	at California	52-34
3	21	W	Florida A&M	76-0
3	28	W	No. 23 Wisconsin	31-24
3	Oct. 5	W	at No. 15 Northwestern	40-30
3	19	W	Iowa	34-24
3	26	W	Penn State	63-14
4	Nov. 2	W	at Purdue	56-0
3	16	W	at Illinois	60-35
3	23	W	Indiana	42-14
3	30	W	at Michigan	42-41
2	Dec. 7	L	vs. No. 10 Michigan St.#	24-34
7	Jan. 3	L	vs. No. 12 Clemson*	35-40

#Big Ten Championship game, Indianapolis,
Ind. (Lucas Oil Stadium); *Discover Orange
Bowl, Miami, Fla. (Sun Life Stadium)

2014 (14-1, 8-0/1st Big Ten East; Sugar Bowl
and CFP National Champion)

Captains: Jeff Heuerman, Curtis Grant, Doran
Grant, Michael Bennett, Evan Spencer,
Braxton Miller

5	Aug. 30	W	vs. Navy^	34-17
8	Sept. 6	L	Virginia Tech	21-35
22	13	W	Kent State	66-0
22	27	W	Cincinnati	50-28
20	Oct. 4	W	at Maryland	52-24
13	18	W	Rutgers	56-17
13	25	W	at Penn State	31-24 2OT
16	Nov. 1	W	Illinois	55-14
14	8	W	at No. 8 Michigan St.	49-37
8	15	W	at No. 25 Minnesota	31-24
6	22	W	Indiana	42-27
6	29	W	Michigan	42-28
5	Dec. 6	W	No. 13 Wisconsin#	59-0
4	Jan. 1	W	No. 1 Alabama*	42-35
4	12	W	No. 2 Oregon@	42-20

^at M&T Bank Stadium, Baltimore, Md.; #Big Ten
Championship game, Indianapolis, Ind. (Lucas
Oil Stadium); *Sugar Bowl, New Orleans, La.
(Superdome); @ CFP National Championship,
North Texas (AT&T Stadium)

2015 (12-1, 7-1/T-1st Big Ten East; Fiesta Bowl
Champion)

Captains: Jacoby Boren, Taylor Decker,
Braxton Miller, Joshua Perry, Tyvis Powell,
J.T. Barrett

1	Sept. 7	W	at Virginia Tech	42-24
1	Sept. 12	W	Hawai'i	38-0
1	Sept. 19	W	Northern Illinois	20-13
1	Sept. 26	W	Western Michigan	38-12
1	Oct. 3	W	at Indiana	34-27
1	Oct. 10	W	Maryland	49-28
1	Oct. 17	W	Penn State	38-10
1	Oct. 24	W	at Rutgers	49-7
3	Nov. 7	W	Minnesota	28-14
3	Nov. 14	W	at Illinois	28-3
3	Nov. 21	L	No. 9 Michigan State	14-17
8	Nov. 28	W	at No. 10 Michigan	42-13
7	Jan. 1	W	vs. No. 8 Notre Dame^	44-28

^Fiesta Bowl, Glendale, Ariz. (University of
Phoenix Stadium)

2016 (11-2, 8-1/T-1st Big Ten East; College
Football Playoff Semifinalist)

Captains: J.T. Barrett, Gareon Conley, Pat Elflein,
Tyquan Lewis, Raekwon McMillan, Billy Price,

6	Sept. 3	W	Bowling Green	77-10
4	Sept. 10	W	Tulsa	48-3
3	Sept. 17	W	at No. 14 Oklahoma	45-24
2	Oct. 1	W	Rutgers	58-0
2	Oct. 8	W	Indiana	38-17
2	Oct. 15	W	at No. 8 Wisconsin	30-23 OT
2	Oct. 22	L	at Penn State	21-24
6	Oct. 29	W	Northwestern	24-20
6	Nov. 5	W	No. 10 Nebraska	62-3
5	Nov. 12	W	at Maryland	62-3
2	Nov. 19	W	at Michigan State	17-16
2	Nov. 26	W	No. 3 Michigan	30-27 2OT
2	Dec. 31	L	No. 2 Clemson^	0-31

^CFP Semifinals at the Fiesta Bowl, Glendale,
Ariz. (University of Phoenix Stadium)

RECORD BY OPPONENT

Team	OSU Won	OSU Lost	Tied	First Game	Last Game	Streak	Team	OSU Won	OSU Lost	Tied	First Game	Last Game	Streak
Air Force	0	1	0	1990	1990	L-1	Missouri	10	1	1	1939	1998	W-2
Akron	7	1	0	1891	2011	W-4	Mount Union	1	0	0	1930	1930	W-1
Alabama	1	3	0	1978	2014	W-1	Muskingum	7	0	0	1899	1928	W-7
Alabama-Birmingham	1	0	0	2012	2012	W-1	Navy	5	0	0	1930	2014	W-5
Antioch	1	0	0	1894	1894	W-1	Nebraska	4	1	0	1955	2016	W-2
Arizona	3	1	0	1967	2000	W-3	New York University	2	0	0	1936	1938	W-2
Arizona State	2	0	0	1980	1996	W-2	New Mexico State	1	0	0	2009	2009	W-1
Arkansas	>0	0	0	2010	2010	n/a	North Carolina	3	1	0	1962	1975	W-2
Army	0	0	0	2017			North Carolina State	2	0	0	2003	2004	W-2
Auburn	0	1	1	1917	1990	L-1	Northern Illinois	2	0	0	2006	2015	W-2
Baylor	2	0	0	1978	1982	W-2	Northwestern	61	14	1	1913	2016	W-6
Boston College	3	0	0	1989	1995	W-3	Notre Dame	4	2	0	1935	2014	W-4
Bowling Green	5	0	0	1992	2016	W-5	Oberlin	13	10	3	1892	1922	W-1
Brigham Young	3	0	0	1982	1993	W-3	Ohio Medical	5	2	1	1896	1906	W-1
Buffalo	1	0	0	2013	2013	W-1	Ohio	>6	0	0	1899	2008	W-6
California	7	1	0	1920	2013	W-7	Ohio Wesleyan	26	2	1	1890	1932	W-25
Camp Sherman	1	0	0	1917	1917	W-1	Oklahoma	2	1	0	1977	2016	W-2
Carlisle Indians	0	1	0	1904	1904	L-1	Oklahoma State	2	0	0	1989	2004	W-2
Case	11	10	2	1894	1918	W-7	Oregon	9	0	0	1957	2014	W-9
Central Kentucky	0	1	0	1895	1895	L-1	Oregon State	2	0	0	1974	1984	W-2
Chicago	10	2	2	1920	1939	W-8	Otterbein	13	2	3	1893	1912	W-7
Cincinnati	14	2	0	1893	2014	W-11	Penn	3	0	0	1932	1953	W-3
Clemson	0	3	0	1978	2016	L-3	Penn State	>17	14	0	1912	2016	L-1
Colgate	1	0	1	1923	1934	W-1	Pitt	19	5	1	1929	1996	W-4
Colorado	4	1	0	1971	2011	W-4	Princeton	0	1	1	1927	1928	T-1
Columbia	2	0	0	1925	1926	W-2	Purdue	>39	14	2	1919	2013	W-2
Columbus Barracks	2	1	0	1894	1897	L-1	Rice	2	0	0	1993	1996	W-2
Cornell	0	2	0	1939	1940	L-2	Rutgers	3	0	0	2014	2016	W-3
Dayton YMCA	1	0	0	1892	1892	W-1	17th Regiment	1	0	0	1894	1894	W-1
Denison	14	1	2	1890	1927	W-5	San Diego State	4	0	0	2001	2013	W-4
DePauw	1	0	0	1905	1905	W-1	San Jose State	1	0	0	2002	2002	W-1
Drake	1	0	0	1935	1935	W-1	Southern California	9	13	1	1937	2009	L-7
Duke	3	1	0	1955	1981	W-3	South Carolina	0	2	0	2001	2002	L-2
Eastern Michigan	>0	0	0	2010	2010	n/a	Southern Methodist	7	1	1	1950	1978	T-1
Florida	0	2	0	2006	2012	L-2	Stanford	2	3	0	1955	1982	L-1
Florida A&M	1	0	0	2013	2013	W-1	Syracuse	4	2	0	1911	1992	W-1
Florida State	0	3	0	1981	1997	L-3	Tennessee	0	1	0	1996	1996	L-1
Fort Knox	1	0	0	1942	1942	W-1	Texas	1	2	0	2005	2008	L-1
Fresno State	2	0	0	1994	2000	W-2	Texas A&M	4	0	0	1963	1999	W-4
Georgia	0	1	0	1993	1993	L-1	TCU	4	1	1	1937	1973	W-3
Great Lakes	1	1	0	1943	1944	W-1	Texas Tech	2	0	0	1990	2002	W-2
Hawai'i	1	0	0	2015	2015	W-1	Toledo	3	0	0	1998	2011	W-3
Heidelberg	3	0	0	1898	1907	W-3	Troy	1	0	0	2008	2008	W-1
Houston	1	0	0	1994	1994	W-1	UCF	1	0	0	2012	2012	W-1
Illinois	>67	30	4	1902	2015	W-7	UCLA	4	4	1	1961	2001	L-1
Indiana	>72	12	5	1901	2016	W-21	UNLV	0	0	0	2017		
Iowa	>46	14	3	1922	2013	W-4	Utah	1	0	0	1986	1986	W-1
Iowa Seahawks	1	1	0	1942	1943	L-1	Vanderbilt	3	1	0	1908	1933	W-1
Kansas State	1	0	0	2003	2003	W-1	Virginia	1	0	0	1933	1933	W-1
Kent State	3	0	0	2002	2014	W-3	Virginia Tech	1	1	0	2014	2015	W-1
Kentucky	3	0	0	1895	1935	W-3	Washington	8	3	0	1957	2007	W-3
Kenyon	17	6	0	1890	1929	W-14	Washington State	8	0	0	1952	2002	W-8
LSU	1	1	1	1987	2008	L-1	Western Michigan	1	0	0	2015	2015	W-1
Louisville	2	0	0	1991	1992	W-2	Western Reserve	5	6	1	1891	1934	W-2
Marietta	6	2	0	1892	1902	W-3	West Virginia	5	1	0	1897	1998	W-5
Marshall	>1	0	0	2004	2004	W-1	Wilmington	1	0	0	1926	1926	W-1
Maryland	3	0	0	2014	2016	W-3	Wisconsin	58	18	5	1913	2016	W-5
Miami (Fla.)	>2	2	0	1977	2011	L-1	Wittenberg	12	3	0	1893	1929	W-11
Miami (Ohio)	5	0	0	1904	2012	W-5	Wooster	4	2	2	1890	1925	W-1
Michigan	>48	58	6	1897	2016	W-5	Wyoming	1	0	0	1997	1997	W-1
Michigan State	30	15	0	1912	2016	W-1	Youngstown State	2	0	0	2007	2008	
Minnesota	>44	7	0	1921	2015	W-9	TOTALS	886	322	53			

>Win from the 2010 season was vacated.

RESULTS BY OPPONENT

Air Force 0-1-0

Rank			Score
OS/OP	Date		OS-OP
24/-	12/27/1990	N(1) L	11-23

*(1) Liberty Bowl, Memphis, Tenn.***Akron 7-1-0**

Rank			Score
OS/OP	Date		OS-OP
	12/5/1891	A W	6-0
	10/22/1892	A W	62-0
	11/11/1893	H W	32-18
	9/15/1894	N(1) L	6-12
	10/5/1895	H W	14-6
22/-	9/8/2001	H W	28-14
12/-	9/8/2007	H W	20-2
18/-	10/3/11	H W	42-0

*(1) at Ohio State Fair, Columbus, Ohio***Alabama 1-3-0**

Rank			Score
OS/OP	Date		OS-OP
9/3	1/2/1978	N(2) L	6-35
9/5	8/27/1986	N(2) L	10-16
13/6	1/2/1995	N(3) L	17-24
4/1	1/1/2015	N(1) W	42-35

*(1) CFP Semifinals at the Sugar Bowl, New Orleans, La.**(2) Kickoff Classic, Meadowlands, N.J.**(3) Florida Citrus Bowl, Orlando, Fla.***Alabama-Birmingham 1-0-0**

Rank			Score
OS/OP	Date		OS-OP
16/-	9/22/2012	H W	29-15

Antioch 1-0-0

Rank			Score
OS/OP	Date		OS-OP
	10/6/1894	H W	32-0

Arizona 3-1-0

Rank			Score
OS/OP	Date		OS-OP
-/-	9/30/1967	H L	7-14
22/-	9/7/1991	H W	38-14
9/-	9/20/1997	H W	28-20
16/-	9/9/2000	A W	27-17

Arizona State 2-0-0

Rank			Score
OS/OP	Date		OS-OP
2/20	9/27/1980	H W	38-21
2/2	1/1/1997	N(1) W	20-17

*(1) Rose Bowl, Pasadena, Calif.***Arkansas 0-0-0**

Rank			Score
OS/OP	Date		OS-OP
6/8	1/4/2011	N(1) >W	31-26

(1) Sugar Bowl, New Orleans, La.

>Win vacated

Auburn 0-1-1

Rank			Score
OS/OP	Date		OS-OP
	11/24/1917	A T	0-0
21/9	1/1/1990	N(1) L	14-31

*(1) Hall of Fame Bowl, Tampa, Fla.***Baylor 2-0-0**

Rank			Score
OS/OP	Date		OS-OP
13/-	9/30/1978	H W	34-28
14/-	9/11/1981	H W	21-14

Boston College 3-0-0

Rank			Score
OS/OP	Date		OS-OP
-/-	9/30/1989	H W	34-29
17/-	9/15/1990	A W	31-10
12/22	8/27/1995	N(1) W	38-6

*(1) Kickoff Classic XIII, East Rutherford, N.J.***Bowling Green 5-0-0**

Rank			Score
OS/OP	Date		OS-OP
22/-	9/12/1992	H W	17-6
9/-	9/13/1997	H W	44-13
5/-	9/20/2003	H W	24-17
1/-	10/7/2006	H W	35-7
6/1	9/3/2016	H W	77-10

Brigham Young 3-0-0

Rank			Score
OS/OP	Date		OS-OP
-/-	12/17/1981	N(1) W	47-17
17/9	12/28/1985	N(2) W	10-7
11/-	12/30/1993	N(1) W	28-21

*(1) Holiday Bowl, San Diego, Calif.**(2) Citrus Bowl, Orlando, Fla.***Buffalo 1-0-0**

Rank			Score
OS/OP	Date		OS-OP
2/-	8/31/2013	1-0	40-20

California 7-1-0

Rank			Score
OS/OP	Date		OS-OP
	1/1/1921	N(1) L	0-28
6/3	1/2/1950	N(1) W	17-14
6/-	10/3/1953	A W	33-19
14/18	10/2/1954	H W	21-13
14/-	10/2/1971	H W	35-3
3/-	10/7/1972	A W	35-18
12/-	9/15/2012	H W	35-28
3/-	9/14/2013	A W	52-34

*(1) Rose Bowl, Pasadena, Calif.***Camp Sherman 1-0-0**

Rank			Score
OS/OP	Date		OS-OP
	11/29/1917	H W	28-0

Carlisle Indians 0-1-0

Rank			Score
OS/OP	Date		OS-OP
	11/24/1904	H L	0-23

Case 11-10-2

Rank			Score
OS/OP	Date		OS-OP
	11/10/1894	A L	0-38
	10/30/1896	H W	30-10
	10/9/1897	H L	0-14
	11/12/1898	H L	5-23
	10/14/1899	A T	5-5
	11/10/1900	H W	24-10
	11/8/1902	H L	12-23
	10/24/1903	A L	0-12
	10/22/1904	H W	16-6
	10/28/1905	H T	0-0
	11/17/1906	A W	9-0
	11/16/1907	H L	9-11
	11/7/1908	A L	8-18
	11/6/1909	H L	3-11
	11/5/1910	A L	10-14
	11/4/1911	H L	0-9
	11/2/1912	A W	31-6
	11/15/1913	H W	18-0
	10/10/1914	A W	7-6
	10/9/1915	H W	14-0
	11/18/1916	A W	28-0
	9/29/1917	H W	49-0
	11/9/1918	H W	56-0

Central Kentucky 0-1-0

Rank			Score
OS/OP	Date		OS-OP
	11/16/1895	A L	0-18

Chicago 10-2-2

Rank			Score
OS/OP	Date		OS-OP
	11/30/1920	A W	7-6
	11/5/1921	A W	7-0
	11/11/1922	H L	9-14
	11/17/1923	A L	3-17
	10/25/1924	H T	3-3
	10/10/1925	H T	3-3
	10/30/1926	A W	18-0
	10/29/1927	H W	13-7
	11/10/1934	H W	33-0
	11/9/1935	A W	20-13
-/-	11/7/1936	H W	44-0
8/-	10/30/1937	A W	39-0
-/-	10/22/1938	H W	42-7
9/-	11/11/1939	A W	61-0

Cincinnati 14-2-0

Rank			Score
OS/OP	Date		OS-OP
	11/18/1893	H W	38-0
	11/17/1894	A W	6-4
	11/9/1895	A W	4-0
	10/10/1896	A L	6-8

RESULTS BY OPPONENT

	11/13/1897	A	L	0-24
	10/13/1900	A	W	29-0
	10/8/1910	H	W	23-0
	11/30/1911	A	W	11-6
	10/26/1912	H	W	47-7
	10/11/1919	H	W	46-0
	10/3/1931	H	W	67-6
12/-	9/25/1999	H	W	34-20
6/-	9/21/2002	N(1)	W	23-19
9/-	9/4/2004	H	W	27-6
1/-	9/16/2006	H	W	37-7
22/-	9/27/2014	H	W	50-28

(1) Cincinnati, Ohio (Paul Brown Stadium)

Clemson	0-3-0			
Rank				Score
OS/OP	Date			OS-OP
20/6	12/29/1978	N (1)	L	15-17
7/12	1/3/2014	N (2)	L	35-40
3/2	12/31/2016	N (3)	L	0-31

(1) Gator Bowl, Jacksonville, Fla.

(2) Discover Orange Bowl, Miami, Fla.

(3) CFP Semifinals at the Fiesta Bowl; Glendale, Ariz.

Colgate	1-0-1			
Rank				Score
OS/OP	Date			OS-OP
	10/13/1923	H	T	23-23
	10/20/1934	H	W	10-7

Colorado	4-1-0			
Rank				Score
OS/OP	Date			OS-OP
6/10	9/25/1971	H	L	14-20
11/12	1/1/1977	N(1)	W	27-10
7/-	9/21/1985	A	W	36-13
-/-	9/20/1986	H	W	13-10
-/-	9/24/11	H	W	37-17

(1) Orange Bowl, Miami, Fla.

Columbia	2-0-0			
Rank				Score
OS/OP	Date			OS-OP
	10/17/1925	H	W	9-0
	10/16/1926	A	W	32-7

Columbus Barracks	2-1-0			
Rank				Score
OS/OP	Date			OS-OP
	10/20/1894	A	W	30-0
	11/7/1896	H	W	10-2
	10/26/1897	H	L	0-6

Cornell	0-2-0			
Rank				Score
OS/OP	Date			OS-OP
4/7	10/28/1939	H	L	14-23
-/1	10/26/1940	A	L	7-21

Dayton YMCA	1-0-0			
Rank				Score
OS/OP	Date			OS-OP
	11/12/1892	H	W	42-4

Denison	14-1-2			
Rank				Score
OS/OP	Date			OS-OP
	11/14/1890	A	L	0-14
	11/28/1891	H	W	8-4
	11/5/1892	A	W	32-0
10/26/1895		A	T	4-4
10/15/1898		H	W	34-0
10/10/1903		H	W	24-5
10/8/1904		H	W	24-0
10/14/1905		H	W	2-0
10/12/1907		H	W	28-0
10/10/1908		H	W	16-2
10/23/1909		H	W	29-0
10/29/1910		H	T	5-5
10/12/1912		H	W	34-0
10/27/1917		H	W	67-0
10/12/1918		H	W	34-0
11/3/1923		H	W	42-0
11/12/1927		H	W	61-6

DePauw	1-0-0			
Rank				Score
OS/OP	Date			OS-OP
	10/21/1905	H	W	32-6

Drake	1-0-0			
Rank				Score
OS/OP	Date			OS-OP
	10/12/1935	H	W	85-7

Duke	3-1-0			
Rank				Score
OS/OP	Date			OS-OP
14/11	10/15/1955	H	L	14-20
12/-	9/26/1959	H	W	14-13
1/-	10/3/1970	H	W	34-10
11/-	9/12/1981	H	W	34-13

Eastern Michigan	0-0			
Rank				Score
OS/OP	Date			OS-OP
2/-	9/25/2010	H	>W	73-20

Florida	0-2-0			
Rank				Score
OS/OP	Date			OS-OP
1/2	1/8/2007	N(1)	L	14-41
-/-	1/2/12	N(2)	L	17-24

(1) BCS National Championship Game, Glendale, Ariz.

Florida A&M	1-0-0			
Rank				Score
OS/OP	Date			OS-OP
3/-	9/21/2013	1-0		76-0

Florida State	0-3-0			
Rank				Score
OS/OP	Date			OS-OP
7/-	10/3/1981	H	L	27-36
-/-	10/2/1981	H	L	17-34
9/4	1/1/1998	N(1)	L	14-31

(1) Sugar Bowl, New Orleans, La.

Fort Knox	1-0-0			
Rank				Score
OS/OP	Date			OS-OP
-/-	9/26/1942	H	W	59-0

Fresno State	2-0-0			
Rank				Score
OS/OP	Date			OS-OP
20/-	8/29/1994	N(1)	W	34-10
16/-	9/2/2000	H	W	43-10

(1) Disneyland Pigskin Classic, Anaheim, Calif.

Georgia	0-1-0			
Rank				Score
OS/OP	Date			OS-OP
15/8	1/1/1993	N(1)	L	14-21

(1) Florida Citrus Bowl, Orlando, Fla.

Great Lakes	1-1-0			
Rank				Score
OS/OP	Date			OS-OP
18/12	10/9/1943	A	L	6-13
4/6	10/21/1944	H	W	26-6

Hawai'i	1-0-0			
Rank				Score
OS/OP	Date			OS-OP
1/-	9/12/2015	H	W	38-0

Heidelberg	3-0-0			
Rank				Score
OS/OP	Date			OS-OP
	10/1/1898	H	W	17-0
	9/30/1905	H	W	28-0
	11/23/1907	H	W	23-0

Houston	1-0-0			
Rank				Score
OS/OP	Date			OS-OP
20/-	9/24/1994	H	W	52-0

Illinois	67-30-4			
Rank				Score
OS/OP	Date			OS-OP
	11/15/1902	H	T	0-0
	11/5/1904	H	L	0-46
	10/17/1914	A	L	0-37
	10/16/1915	H	T	3-3
	10/21/1916	A	W	7-6
	11/17/1917	H	W	13-0
	11/16/1918	A	L	0-13
	11/22/1919	H	L	7-9
	11/20/1920	A	W	7-0
	11/19/1921	H	L	0-7
	11/25/1922	A	W	6-3
	11/24/1923	H	L	0-9
	11/22/1924	A	L	0-7
	11/21/1925	H	L	9-14
	11/20/1926	A	W	7-6
	11/19/1927	H	L	0-13
	11/24/1928	H	L	0-8
	11/23/1929	H	L	0-27
	11/22/1930	A	W	12-9

RESULTS BY OPPONENT

-	11/21/1931	H	W	40-0	20/13	10/6/1990	H	L	20-31	12/-	10/14/1950	A	W	26-14		
	11/19/1932	A	W	3-0	11/20	10/12/1991	A	L	7-10	17/-	10/20/1951	H	L	10-32		
	11/25/1933	H	W	7-6	21/-	10/10/1992	H	L	16-18	20/-	9/27/1952	H	W	33-13		
	10/13/1934	A	L	13-14	6/-	10/9/1993	A	W	20-12	7/-	9/26/1953	H	W	36-12		
	11/16/1935	H	W	6-0	17/-	10/8/1994	H	L	10-24	-/-	9/25/1954	H	W	28-0		
-/-	11/14/1936	A	W	13-0	2/-	11/11/1995	H	W	41-3	11/-	11/5/1955	H	W	20-13		
-/-	11/13/1937	H	W	19-0	2/-	11/9/1996	A	W	48-0	7/-	11/10/1956	H	W	35-14		
-/-	11/12/1938	A	W	32-14	4/-	11/15/1997	H	W	41-6	-/-	10/19/1957	H	W	56-0		
8/-	11/18/1939	H	W	21-0	1/-	10/10/1998	A	W	41-0	3/-	10/18/1958	H	W	49-8		
-/-	11/16/1940	A	W	14-6	25/10	11/13/1999	H	L	20-46	-/-	11/7/1959	H	T	0-0		
20/-	11/15/1941	H	W	12-7	13/-	11/11/2000	A	W	24-21	5/-	11/5/1960	H	W	36-7		
10/13	11/14/1942	N(1)	W	44-20	25/12	11/17/2001	H	L	22-34	3/-	11/11/1961	A	W	16-7		
-/-	11/13/1943	H	W	29-26	2/-	11/16/2002	A	W (OT)	23-16	-/-	11/10/1962	H	W	10-7		
4/-	11/18/1944	N(1)	W	26-12	12/-	11/5/2005	H	W	40-2	-/-	10/5/1963	A	W	21-0		
9/-	11/17/1945	H	W	27-2	1/-	11/4/2006	A	W	17-10	5/-	10/3/1964	H	W	17-9		
13/9	11/16/1946	A	L	7-16	1/-	11/10/2007	H	L	21-28	-/-	11/6/1965	H	W	17-10		
-/11	11/15/1947	H	L	7-28	10/-	11/15/2008	A	W	30-20	-/-	11/5/1966	H	W	7-0		
-/-	11/13/1948	A	W	34-7	13/-	9/26/2009	H	W	30-0	13/-	10/16/1971	A	W	27-7		
11/-	11/12/1949	H	W	30-17	2/-	10/2/2010	A	>W	24-13	4/-	10/21/1972	H	W	44-7		
1/8	11/18/1950	A	L	7-14	-/16	10/15/2011	A	W	17-7	1/-	10/20/1973	A	W	37-7		
-/3	11/17/1951	H	T	0-0	6/-	11/3/2012	H	W	52-22	1/-	10/19/1974	H	W	49-9		
-/-	11/15/1952	A	W	27-7	3/-	11/16/2013	A	W	60-35	1/-	11/1/1975	H	W	24-14		
3/-	10/10/1953	H	L	20-41	16/-	11/1/2014	H	W	55-14	8/-	10/30/1976	A	W	47-7		
10/-	10/9/1954	A	W	40-7	3/-	11/14/2015	A	W	28-3	4/-	11/12/1977	H	W	35-7		
-/-	10/8/1955	H	W	27-12						19/-	11/18/1978	A	W	21-18		
5/-	10/13/1956	A	W	26-6						8/-	10/13/1979	H	W	47-6		
-/-	10/12/1957	H	W	21-7						9/-	10/18/1980	H	W	27-17		
5/-	10/11/1958	A	W	19-13						-/-	10/24/1981	H	W	29-10		
-/20	10/10/1959	H	L	0-9	Indiana	72-12-5				-/-	10/23/1981	A	W	49-25		
5/4	10/8/1960	A	W	34-7	Rank	Score				14/-	11/5/1983	A	W	56-17		
7/-	10/14/1961	H	W	44-0	OS/OP	Date	OS-OP			16/-	11/3/1984	H	W	50-7		
10/-	10/13/1962	A	W	51-15		11/23/1901	H	L	6-18	15/-	10/12/1985	H	W	48-7		
8/-	10/12/1963	H	T	20-20		11/27/1902	H	T	6-6	-/-	10/11/1986	A	W	24-22		
4/2	10/10/1964	A	W	26-0		11/26/1903	H	L	16-17	9/-	10/10/1987	H	L	10-31		
-/-	10/9/1965	H	W	28-14		10/29/1904	A	L	0-8	-/-	10/8/1988	A	L	7-41		
-/-	10/8/1966	A	L	9-10		11/30/1905	H	L	0-11	-/-	10/14/1989	H	W	35-31		
-/-	10/28/1967	H	L	13-17		11/1/1913	H	L	6-7	-/-	10/13/1990	A	T	27-27		
2/-	10/26/1968	A	W	31-24		11/7/1914	A	W	13-3	19/-	11/16/1991	H	W	20-16		
1/-	10/25/1969	H	W	41-0		11/6/1915	H	W	10-9	19/-	11/14/1992	A	W	27-10		
1/-	10/24/1970	A	W	48-29		11/11/1916	H	W	46-7	5/19	11/13/1993	H	W	23-17		
15/-	10/9/1971	A	W	24-10		11/3/1917	A	W	26-3	-/-	11/12/1994	A	W	32-17		
4/-	10/14/1972	H	W	26-7		11/8/1924	H	L	7-12	2/-	11/18/1995	H	W	42-3		
1/-	11/3/1973	A	W	30-0		11/7/1925	H	W	7-0	2/-	11/16/1996	A	W	27-17		
1/-	11/2/1974	H	W	49-7		10/27/1928	A	W	13-0	11/-	10/18/1997	H	W	31-0		
1/-	11/8/1975	A	W	40-3		10/26/1929	H	T	0-0	1/-	10/31/1998	A	W	38-7		
8/-	11/6/1976	H	W	42-10		10/4/1930	H	W	23-0	-/-	9/29/2001	A	W	27-14		
4/-	11/5/1977	A	W	35-0		10/31/1931	A	W	13-0	6/-	9/28/2002	H	W	45-17		
-/-	11/11/1978	H	W	45-7		10/8/1932	H	T	7-7	8/-	10/25/2003	A	W	35-6		
5/-	11/3/1979	A	W	44-7		11/4/1933	H	W	21-0	-/-	10/23/2004	H	W	30-7		
7/-	11/8/1980	H	W	49-42		10/6/1934	H	W	33-0	13/-	10/22/2005	A	W	41-10		
-/-	10/17/1981	H	W	34-27		10/26/1935	A	W	28-6	1/-	10/21/2006	H	W	44-3		
-/15	10/16/1981	A	W	26-21		-/-	10/24/1936	H	W	7-0	9/-	10/3/2009	A	W	33-14	
6/19	10/15/1983	A	L	13-17		8/-	11/6/1937	H	L	0-10	2/-	10/9/2010	H	>W	38-10	
8/-	10/13/1984	H	W	45-38		-/-	10/1/1938	H	W	6-0	-/-	11/5/2011	H	W	34-20	
5/-	10/5/1985	A	L	28-31		14/-	11/4/1939	H	W	24-0	8/-	10/14/2012	A	W	52-49	
-/-	10/4/1986	H	W	14-0		-/-	11/2/1940	H	W	21-6	3/-	11/23/2013	H	W	42-14	
9/-	10/3/1987	A	W	10-6		-/-	10/3/1942	H	W	32-21	6/-	11/22/2014	H	W	42-27	
-/-	10/1/1988	H	L	12-31		-/-	10/30/1943	H	L	14-20	1/-	10/3/2015	A	W	34-27	
-/18	10/7/1989	A	L	14-34		3/15	11/4/1944	H	W	21-7	2/-	10/8/2016	H	W	38-17	
						-/-	11/1/1947	H	L	0-7						<i>> Win vacated.</i>
						-/-	10/16/1948	A	W	17-0						
						-/-	10/1/1949	H	W	46-7						

RESULTS BY OPPONENT

Iowa 46-14-3

Rank	Date			Score
OS/OP				OS-OP
	11/18/1922	H	L	9-12
	10/27/1923	H	L	0-20
	10/11/1924	A	T	0-0
	10/24/1925	H	L	0-15
	10/23/1926	H	W	23-6
	10/8/1927	A	W	13-6
	11/10/1928	H	L	7-14
	10/12/1929	H	W	7-6
	11/24/1934	H	W	40-7
-/-	10/7/1944	H	W	34-0
-/-	10/6/1945	H	W	42-0
-/-	10/18/1947	H	T	13-13
11/-	10/9/1948	H	L	7-14
6/-	10/28/1950	H	W	83-21
-/-	10/27/1951	H	W	47-21
14/-	10/25/1952	A	L	0-8
4/13	10/16/1954	H	W	20-14
10/20	11/12/1955	H	W	20-10
6/7	11/17/1956	H	L	0-6
6/5	11/16/1957	H	W	17-13
16/2	11/15/1958	A	W	38-28
-/16	11/14/1959	H	L	7-16
3/5	11/12/1960	A	L	12-35
5/9	11/4/1961	H	W	29-13
-/-	11/3/1962	A	L	14-28
9/-	11/2/1963	H	W	7-3
1/-	10/31/1964	A	W	21-19
-/-	11/13/1965	H	W	38-0
-/-	11/12/1966	A	W	14-10
-/-	11/8/1967	H	W	21-10
2/-	11/16/1968	A	W	33-27
11/-	9/11/1971	H	W	52-21
3/-	9/16/1972	H	W	21-0
1/-	11/17/1973	H	W	55-13
4/-	11/16/1974	A	W	35-10
1/-	10/11/1975	H	W	49-0
10/-	10/9/1976	A	W	34-14
5/-	10/15/1977	A	W	27-6
-/-	10/21/1978	H	W	31-7
3/-	11/10/1979	H	W	34-7
7/-	11/15/1980	A	W	41-7
3/7	9/24/1983	A	L	14-20
5/14	9/22/1984	H	W	45-26
8/1	11/2/1985	H	W	22-13
17/11	11/1/1986	A	W	31-10
-/-	11/14/1987	H	L	27-29
-/-	11/12/1988	A	T	24-24
-/-	11/11/1989	H	W	28-0
-/6	11/10/1990	A	W	27-26
13/11	11/2/1991	H	L	9-16
-/-	10/31/1992	A	W	38-15
4/25	10/28/1995	H	W	56-35
2/20	10/26/1996	A	W	38-26
7/11	10/4/1997	H	W	23-7
7/-	11/14/1998	A	W	45-14
21/-	10/30/1999	H	W	41-11
13/-	10/21/2000	A	W	38-10

8/9	10/18/2003	H	W	19-10
23/-	10/16/2004	A	L	7-33
8/21	9/24/2005	H	W	31-6
1/13	9/30/2006	A	W	38-17
10/15	11/14/2009	H	W(OT)	27-24
8/21	11/20/2010	A	>W	20-17
3/-	10/19/2013	H	W	34-24

>Win vacated

Iowa Seahawks 1-1-0

Rank	Date			Score
OS/OP				OS-OP
3/-	11/28/1942	H	W	41-12
-/-	9/25/1943	H	L	13-28

Kansas State 1-0-0

Rank	Date			Score
OS/OP				OS-OP
7/8	1/1/2004	N(1)	W	35-28

(1) Fiesta Bowl, Tempe, Ariz.

Kent State 3-0-0

Rank	Date			Score
OS/OP				OS-OP
8/-	9/7/2002	H	W	51-17
3/-	10/13/2007	H	W	48-3
22/-	9/13/2014	H	W	66-0

Kentucky 3-0-0

Rank	Date			Score
OS/OP				OS-OP
	11/15/1895	A	W	8-6
	10/18/1919	H	W	49-0
	10/5/1935	H	W	19-6

Kenyon 17-6-0

Rank	Date			Score
OS/OP				OS-OP
	11/27/1890	H	L	0-18
	11/14/1891	A	L	0-26
	11/24/1892	H	W	26-10
	10/28/1893	A	L	6-42
	11/30/1893	H	L	8-10
	11/29/1894	H	W	20-4
	11/28/1895	H	W	12-10
	11/26/1896	H	L	18-34
	11/19/1898	H	L	0-29
	11/30/1899	H	W	5-0
	11/29/1900	H	W	23-5
	11/28/1901	H	W	11-6
	11/1/1902	H	W	51-5
	10/17/1903	H	W	59-0
	11/19/1904	H	W	11-5
	11/4/1905	H	W	23-0
	11/10/1906	H	W	6-0
	11/2/1907	H	W	12-0
	11/26/1908	H	W	19-9
	11/25/1909	H	W	22-0
	11/24/1910	H	W	53-0
	11/11/1911	H	W	24-0
	11/16/1929	H	W	54-0

Louisiana State 1-1-1

Rank	Date			Score
OS/OP				OS-OP
7/4	9/26/1987	A	T	13-13
-/7	9/24/1988	H	W	36-33
1/2	1/7/2008	N(1)	L	24-38

(1) BCS National Championship Game, New Orleans, La.

Louisville 2-0-0

Rank	Date			Score
OS/OP				OS-OP
19/-	9/14/1991	H	W	23-15
17/-	9/5/1992	H	W	20-19

Marietta 6-2-0

Rank	Date			Score
OS/OP				OS-OP
	10/29/1892	H	W	80-0
	11/25/1893	H	W	40-8
	11/3/1894	H	W	10-4
	11/23/1895	A	L	0-24
	10/22/1898	H	L	0-10
	11/11/1899	H	W	17-0
	10/19/1901	H	W	24-0
	10/18/1902	H	W	34-0

Marshall 1-0-0

Rank	Date			Score
OS/OP				OS-OP
9/-	9/11/2004	H	W	24-21
2/-	9/2/2010	H	>W	45-7

>Win vacated

Maryland 3-0-0

Rank	Date			Score
OS/OP				OS-OP
20/-	10/4/2014	A	W	52-24
1/-	10/10/2015	H	W	49-28
5/-	11/12/2016	A	W	62-3

Miami (Fla.) 2-2-0

Rank	Date			Score
OS/OP				OS-OP
5/-	9/10/1977	H	W	10-0
9/12	8/29/1999	N(1)	L	12-23
2/1	1/3/2003	N(2)	W (3OT)	31-24
2/12	9/11/2010	H	>W	36-24
17/-	9/17/11	A	L	6-24

(1) Kickoff Classic, East Rutherford, N.J.

(2) Fiesta Bowl National Championship Game, Tempe, Ariz.

>Win vacated

Miami (Ohio) 5-0-0

Rank	Date			Score
OS/OP				OS-OP
	10/1/1904	H	W	80-0
	10/7/1911	H	W	3-0
15/-	9/16/2000	H	W	27-16
6/-	9/3/2005	H	W	34-14
18/-	9/1/2012	H	W	56-10

RESULTS BY OPPONENT

Michigan		48-58-6		Score
Rank	Date	OS/OP	OS-OP	
	10/16/1897	A	L	0-34
	11/24/1900	A	T	0-0
	11/9/1901	H	L	0-21
	10/25/1902	A	L	0-86
	11/7/1903	A	L	0-36
	10/15/1904	H	L	6-31
	11/11/1905	A	L	0-40
	10/20/1906	H	L	0-6
	10/26/1907	A	L	0-22
	10/24/1908	H	L	6-10
	10/16/1909	A	L	6-33
	10/22/1910	H	T	3-3
	10/21/1911	A	L	0-19
	10/19/1912	H	L	0-14
	10/26/1918	H	L	0-14
	10/25/1919	A	W	13-3
	11/6/1920	H	W	14-7
	10/22/1921	A	W	14-0
	10/21/1922	H	L	0-19
	10/20/1923	A	L	0-23
	11/15/1924	H	L	6-16
	11/14/1925	A	L	0-10
	11/13/1926	H	L	16-17
	10/22/1927	A	L	0-21
	10/20/1928	H	W	19-7
	10/19/1929	A	W	7-0
	10/18/1930	H	L	0-13
	10/17/1931	A	W	20-7
	10/15/1932	H	L	0-14
	10/21/1933	A	L	0-13
	11/17/1934	H	W	34-0
	11/23/1935	A	W	38-0
18/-	11/21/1936	H	W	21-0
19/-	11/20/1937	A	W	21-0
-17	11/19/1938	H	L	0-18
6/-	11/25/1939	A	L	14-21
-7	11/23/1940	H	L	0-40
14/5	11/22/1941	A	T	20-20
5/4	11/21/1942	H	W	21-7
-4	11/20/1943	A	L	7-45
3/6	11/25/1944	H	W	18-14
7/8	11/24/1945	A	L	3-7
-8	11/23/1946	H	L	6-58
-1	11/22/1947	A	L	0-21
18/1	11/20/1948	H	L	3-13
7/5	11/19/1949	A	T	7-7
8/-	11/25/1950	H	L	3-9
-/-	11/24/1951	A	L	0-7
-12	11/22/1952	H	W	27-7
-/-	11/21/1953	A	L	0-20
1/12	11/20/1954	H	W	21-7
9/6	11/19/1955	A	W	17-0
12/-	11/24/1956	H	L	0-19
3/19	11/23/1957	A	W	31-14
11/-	11/22/1958	H	W	20-14
-/-	11/21/1959	A	L	14-23

10/-	11/19/1960	H	W	7-0
2/-	11/25/1961	A	W	50-20
-/-	11/24/1962	H	W	28-0
-/-	11/23/1963	A	W	14-10
7/6	11/21/1964	H	L	0-10
-/-	11/20/1965	A	W	9-7
-/-	11/19/1966	H	L	3-17
-/-	11/25/1967	A	W	24-14
2/4	11/23/1968	H	W	50-14
1/12	11/22/1969	A	L	12-24
5/4	11/21/1970	H	W	20-9
-/3	11/20/1971	A	L	7-10
9/3	11/25/1972	H	W	14-11
1/4	11/24/1973	A	T	10-10
4/3	11/23/1974	H	W	12-10
1/4	11/22/1975	H	W	21-14
8/4	11/20/1976	H	L	0-22
4/5	11/19/1977	A	L	6-14
16/6	11/25/1978	H	L	3-14
2/13	11/17/1979	A	W	18-15
5/10	11/22/1980	H	L	3-9
-/7	11/21/1981	A	W	14-9
-/13	11/20/1982	H	W	24-14
10/8	11/19/1983	A	L	21-24
11/-	11/17/1984	H	W	21-6
12/6	11/23/1985	A	L	17-27
7/6	11/22/1986	H	L	24-26
-/-	11/21/1987	A	W	23-20
-/12	11/19/1988	H	L	31-34
20/3	11/25/1989	A	L	18-28
19/15	11/24/1990	H	L	13-16
18/4	11/23/1991	A	L	3-31
17/6	11/21/1992	H	T	13-13
5/-	11/20/1993	A	L	0-28
22/15	11/19/1994	A	W	22-6
2/12	11/25/1995	H	L	23-31
2/21	11/23/1996	H	L	9-13
4/1	11/22/1997	A	L	14-20
7/-	11/21/1998	H	W	31-16
-/10	11/20/1999	A	L	17-24
12/19	11/18/2000	H	L	26-38
-/11	11/24/2001	A	W	26-20
2/12	11/23/2002	H	W	14-9
4/5	11/22/2003	A	L	21-35
-/7	11/20/2004	H	W	37-21
9/17	11/19/2005	A	W	25-21
1/2	11/18/2006	H	W	42-39
7/21	11/17/2007	A	W	14-3
10/-	11/22/2008	H	W	42-9
9/-	11/21/2009	A	W	21-10
8/-	11/27/2010	H	>W	37-7
-/15	11/26/2011	A	L	34-40
4/20	11/24/2012	H	W	26-21
3/-	11/30/2013	A	W	42-41
6/-	11/29/2014	H	W	42-28
9/10	11/28/2015	A	W	42-13
2/3	11/26/2016	H	W (2OT)	30-27

>Win vacated

Michigan State		30-15-0		Score
Rank	Date	OS/OP	OS-OP	
	11/28/1912	H	L	20-35
7/1	10/6/1951	H	L	20-24
16/5	11/7/1953	H	L	13-28
-/-	10/31/1959	H	W	30-24
8/10	10/29/1960	A	W	21-10
-/4	10/16/1965	A	L	7-32
-/1	10/15/1966	H	L	8-11
-/-	11/4/1967	A	W	21-7
2/16	11/2/1968	H	W	25-20
1/19	10/11/1969	H	W	54-21
1/-	10/10/1970	A	W	29-0
9/-	11/6/1971	H	L	10-17
5/-	11/11/1972	A	L	12-19
1/-	11/10/1973	H	W	35-0
1/-	11/9/1974	A	L	13-16
3/11	9/13/1975	A	W	21-0
4/-	9/11/1976	H	W	49-21
4/-	10/27/1979	H	W	42-0
9/-	11/1/1980	A	W	48-16
8/-	9/19/1981	H	W	27-13
12/-	9/18/1982	A	W	31-10
17/-	10/22/1983	H	W	21-11
8/-	10/20/1984	A	W	23-20
15/20	10/31/1987	H	L	7-13
-/-	10/29/1988	A	L	10-20
14/-	10/26/1991	H	W	27-17
-/-	10/24/1992	A	W	27-17
5/25	10/16/1993	H	W	28-21
-/-	10/15/1994	A	W	23-7
9/21	11/1/1997	A	W	37-13
1/-	11/7/1998	H	L	24-28
20/19	11/6/1999	A	L	7-23
16/-	11/4/2000	H	W	27-13
7/14	11/8/2003	H	W	33-23
-/-	11/6/2004	A	W	32-19
15/16	10/15/2005	H	W	35-24
1/-	10/14/2006	A	W	38-7
1/-	10/20/2007	H	W	24-17
12/20	10/18/2008	A	W	45-7
-/-	10/1/2011	H	L	7-10
14/20	9/29/2012	A	W	17-16
2/10	12/7/2013	N (1)	L	24-34
14/8	11/8/2014	A	W	49-37
3/9	11/21/2015	H	L	14-17
2/-	11/19/2016	A	W	17-16

(1) Big Ten Championship, Indianapolis, Ind.

Minnesota		44-7-0		Score
Rank	Date	OS/OP	OS-OP	
	10/15/1921	H	W	27-0
	10/28/1922	A	L	0-9
	11/28/1931	A	L	7-19
10/-	10/21/1939	A	W	23-20
15/7	10/19/1940	H	L	7-13
4/-	10/28/1944	H	W	34-14
12/5	10/27/1945	A	W	20-7
-/-	10/26/1946	H	W	39-9

RESULTS BY OPPONENT

11/5	10/15/1949	H	L	0-27
9/-	10/21/1950	A	W	48-0
-/-	10/30/1965	H	W	11-10
-/-10/	29/1966	A	L	7-17
1/-	10/18/1969	A	W	34-7
1/-	10/17/1970	H	W	28-8
10/-	10/30/1971	A	W	14-12
5/-	11/4/1972	H	W	27-19
3/-	9/15/1973	H	W	56-7
4/-	9/14/1974	A	W	34-19
1/-	11/15/1975	H	W	38-6
8/-	11/13/1976	A	W	9-3
6/-	9/17/1977	H	W	38-7
16/-	9/23/1978	A	W	27-10
15/-	9/15/1979	A	W	21-17
2/-	9/20/1980	H	W	47-0
18/-	11/7/1981	A	L	31-35
-/-	11/6/1981	H	W	35-10
8/-	10/1/1983	H	W	69-18
3/-	9/29/1984	A	W	35-22
9/20	10/26/1985	A	W	23-19
-/-	10/25/1986	H	W	33-0
16/-	10/24/1987	H	W	42-9
-/-	10/22/1988	A	W	13-6
-/-	10/28/1989	A	W	41-37
-/-	10/27/1990	H	W	52-23
19/-	11/9/1991	A	W	35-6
22/-	11/7/1992	H	W	17-0
4/-	11/4/1995	A	W	49-21
2/-	11/2/1996	H	W	45-0
7/-	11/8/1997	A	W	31-3
1/-	10/17/1998	H	W	45-15
22/24	10/23/1999	A	W	20-17
5/-	10/14/2000	H	L	17-29
-/-	11/3/2001	A	W	31-28
6/23	11/2/2002	H	W	34-3
12/22	10/28/2005	A	W	45-31
1/-	10/28/2006	H	W	44-0
8/-	9/29/2007	A	W	30-7
14/-	9/27/2008	H	W	34-21
18/-	10/24/2009	H	W	38-7
11/-	10/30/2010	A	>W	52-10
8/-	11/15/2014	A	W	31-24
1/-	11/7/2015	H	W	28-14

>Win vacated

Missouri		10-1-1		
Rank				Score
OS/OP	Date			OS-OP
-/-	10/7/1939	H	W	19-0
-/-	9/27/1941	H	W	12-7
-/-	10/2/1943	H	W	27-6
-/-	9/30/1944	H	W	54-0
-/-	9/29/1945	H	W	47-6
-/-	9/28/1946	H	T	13-13
-/-	9/27/1947	H	W	13-7
-/-	9/25/1948	H	W	21-7
-/-	9/24/1949	H	W	35-34
2/-	9/25/1976	H	L	21-22
7/-	9/27/1997	A	W	31-10
1/21	9/19/1998	H	W	35-14

Mount Union		1-0-0		
Rank				Score
OS/OP	Date			OS-OP
	9/27/1930	H	W	59-0

Muskingum		7-0-0		
Rank				Score
OS/OP	Date			OS-OP
	11/25/1899	A	W	34-0
	10/14/1903	H	W	30-0
	10/5/1904	H	W	46-0
	10/4/1905	H	W	40-0
	10/10/1906	H	W	16-0
	10/5/1907	H	W	16-0
	11/17/1928	H	W	39-0

Navy		5-0-0		
Rank				Score
OS/OP	Date			OS-OP
	11/8/1930	A	W	27-0
	11/7/1931	H	W	20-0
15/	12/30/1981	N(1)	W	31-28
6/-	9/5/2009	H	W	31-27
5/-	8/30/2014	N (2)	W	34-17

(1) Liberty Bowl, Memphis, Tenn.

(2) Baltimore, Md.

Nebraska		4-1-0		
Rank				Score
OS/OP	Date			OS-OP
6/-	9/24/1955	H	W	28-20
8/-	9/29/1956	H	W	34-7
-/14	10/8/2011	A	L	27-34
12/21	10/7/2012	H	W	63-38
6/10	11/5/2016	H	W	62-3

New York University		2-0-0		
Rank				Score
OS/OP	Date			OS-OP
-/-	10/3/1936	H	W	60-0
20/-	10/29/1938	A	W	32-0

New Mexico State		1-0-0		
Rank				Score
OS/OP	Date			OS-OP
17/-	10/31/2009	H	W	45-0

North Carolina		3-1-0		
Rank				Score
OS/OP	Date			OS-OP
2/-	9/29/1962	H	W	41-7
-/-	9/25/1965	H	L	3-14
5/-	9/30/1972	H	W	29-14
2/-	9/27/1975	H	W	32-7

North Carolina State		2-0-0		
Rank				Score
OS/OP	Date			OS-OP
3/24	9/13/2003	H	W(3OT)	44-38
9/-	9/18/2004	A	W	22-14

Northern Illinois		2-0-0		
Rank				Score
OS/OP	Date			OS-OP

1/-	9/2/2006	H	W	35-12
1/-	9/19/2015	H	W	20-13

Northwestern		61-14-1		
Rank				Score
OS/OP	Date			OS-OP
	11/22/1913	H	W	58-0
	11/21/1914	H	W	27-0
	11/20/1915	A	W	34-0
	11/25/1916	H	W	23-3
	10/13/1917	H	W	40-0
	10/15/1927	H	L	13-19
	10/13/1928	A	W	10-0
	11/9/1929	H	L	6-18
	10/11/1930	A	L	2-19
	10/24/1931	H	L	0-10
	11/5/1932	A	W	20-6
	10/28/1933	H	W	12-0
	10/27/1934	A	W	28-6
	10/19/1935	H	W	28-7
-/-	10/17/1936	A	L	13-14
12/7	10/23/1937	H	W	7-0
-/-	10/15/1938	A	T	0-0
-/-	10/14/1939	H	W	13-0
-/-	10/12/1940	A	L	3-6
11/13	10/25/1941	H	L	7-14
1/-	10/24/1942	A	W	20-6
-/17	10/23/1943	H	L	0-13
12/5	10/27/1945	A	W	20-7
-/6	11/2/1946	A	W	39-27
-/-	11/8/1947	H	W	7-6
-/9	10/30/1948	A	L	7-21
18/-	10/29/1949	H	W	24-7
4/-	11/4/1950	A	W	32-0
-/-	11/3/1951	H	W	3-0
-/-	11/1/1952	A	W	24-21
-/-	10/31/1953	H	W	27-13
1/-	10/30/1954	A	W	14-7
15/-	10/29/1955	H	W	49-0
6/-	11/3/1956	A	W	6-2
8/-	11/2/1957	H	W	47-6
5/11	11/1/1958	A	L	0-21
7/-	10/21/1961	A	W	10-0
6/8	10/20/1962	H	L	14-18
-/-	11/16/1963	H	L	8-17
7/-	11/14/1964	H	W	10-0
-/-	10/21/1967	A	W	6-2
2/-	10/19/1968	H	W	45-21
1/-	11/1/1969	A	W	35-6
2/20	10/31/1970	H	W	24-10
16/-	11/13/1971	H	L	10-14
9/-	11/18/1972	A	W	27-14
1/-	10/27/1973	H	W	60-0
1/-	10/26/1974	A	W	55-7
4/-	10/22/1977	H	W	35-15
-/-	10/28/1978	H	W	63-20
8/-	10/6/1979	H	W	16-7
9/-	10/11/1980	A	W	63-0
-/-	11/14/1981	H	W	70-6
-/-	11/13/1981	A	W	40-28

RESULTS BY OPPONENT

10/-	11/12/1983	H	W	55-7
13/-	11/10/1984	A	W	52-3
4/-	11/9/1985	A	W	35-17
11/-	11/8/1986	H	W	30-9
-/-	11/4/1989	A	W	52-27
-/-	11/3/1990	H	W	48-7
18/-	10/19/1991	H(1)	W	34-3
-/-	10/17/1992	H	W	31-7
7/-1	10/2/1993	H	W	51-3
20/-	10/1/1994	A	W	17-15
9/-	10/25/1997	H	W	49-6
1/-	10/24/1998	A	W	36-10
-/14	10/6/2001	H	W	38-20
5/-	10/5/2002	A	W	27-16
4/-	9/27/2003	H	W	20-0
-/-	10/2/2004	A	L (OT)	27-33
10/25	11/12/2005	H	W	48-7
1/-	11/11/2006	A	W	54-10
8/-	9/22/2007	H	W	58-7
12/-	11/8/2008	A	W	45-10
3/15	10/5/2013	A	W	40-30
6/-	10/29/2016	H	W	24-20

(1) At Cleveland, Ohio

Notre Dame

4-2-0

Rank	Date	Score
OS/OP		OS-OP
	11/2/1935	H L 13-18
-/-	10/31/1936	A L 2-7
7/15	9/30/1995	H W 45-26
4/5	9/28/1996	A W 29-16
4/6	1/2/2006	N(1) W 34-20
7/8	1/1/2016	N(1) W 44-28

(1) Fiesta Bowl, Tempe, Ariz.

Oberlin

13-10-3

Rank	Date	Score
OS/OP		OS-OP
	10/15/1892	A L 4-40
	11/7/1892	H L 0-50
	10/21/1893	H L 10-38
	10/19/1895	H L 0-12
	10/23/1896	A L 0-16
	10/30/1897	H L 0-44
	10/28/1899	A W 6-0
	10/27/1900	H W 17-0
	11/16/1901	A L 0-6
	11/14/1903	H W 27-5
	11/12/1904	A L 2-4
	11/18/1905	H W 36-0
	11/3/1906	A W 6-0
	11/9/1907	H W 22-10
	11/21/1908	H W 14-12
	11/20/1909	A L 6-26
	11/19/1910	H T 0-0
	11/18/1911	A T 0-0
	11/9/1912	H W 23-17
	10/18/1913	H T 0-0
	11/14/1914	H W 39-0
	11/13/1915	H W 25-0

	10/14/1916	H	W	128-0
	10/9/1920	H	W	37-0
	10/8/1921	H	L	6-7
	10/14/1922	H	W	14-0

Ohio Medical

5-2-1

Rank	Date	Score
OS/OP		OS-OP
	10/3/1896	H W 24-0
	11/11/1896	H T 0-0
	11/21/1896	H W 12-0
	10/6/1897	H W 6-0
	10/8/1898	H L 0-10
	11/18/1899	H W 12-0
	11/17/1900	H L 6-11
	11/29/1906	H W 11-8

Ohio University

6-0-0

Rank	Date	Score
OS/OP		OS-OP
	10/21/1899	H W 41-0
	10/6/1900	H W 20-0
	10/12/1901	H W 17-0
	10/4/1902	H W 17-0
13/-	9/18/1999	H W 40-16
3/-	9/6/2008	H W 25-14
2/-	9/18/2010	H >W 43-7

>Win vacated.

Ohio Wesleyan

26-2-1

Rank	Date	Score
OS/OP		OS-OP
	5/3/1890	A W 20-14
	11/2/1895	H T 8-8
	11/5/1896	H L 4-10
	11/25/1897	H L 0-6
	11/24/1898	H W 24-0
	10/20/1900	H W 47-0
	11/22/1902	A W 17-16
	11/21/1903	H W 29-6
	11/28/1907	H W 16-0
	10/31/1908	H W 20-9
	10/30/1909	H W 21-6
	11/12/1910	H W 6-0
	10/28/1911	H W 3-0
	11/23/1912	A W 36-6
	10/4/1913	H W 58-0
	10/3/1914	H W 16-2
	10/2/1915	H W 19-6
	10/7/1916	H W 12-0
	10/6/1917	H W 53-0
	10/5/1918	H W 41-0
	10/4/1919	H W 38-0
	10/2/1920	H W 55-0
	10/1/1921	H W 28-0
	10/7/1922	H W 5-0
	10/6/1923	H W 24-7
	10/18/1924	H W 10-0
	10/3/1925	H W 10-3
	10/9/1926	H W 47-0
	10/1/1932	H W 34-7

Oklahoma

2-1-0

Rank	Date	Score
OS/OP		OS-OP
4/3	9/24/1977	H L 28-29
6/2	9/17/1983	A W 24-14
3/14	10/17/2016	A W 45-24

Oklahoma State

2-0-0

Rank	Date	Score
OS/OP		OS-OP
-/-	9/16/1989	H W 37-13
24/-	12/29/2004	N(1) W 33-7

(1) Alamo Bowl, San Antonio, Texas

Oregon

9-0-0

Rank	Date	Score
OS/OP		OS-OP
2/-	1/1/1958	N(1) W 10-7
3/-	11/18/1961	H W 22-12
-/-	11/17/1962	H W 26-7
-/-	10/7/1967	A W 30-0
6/-	10/5/1968	H W 21-6
7/-	9/10/1983	H W 31-6
5/-	9/19/1987	H W 24-14
8/7	1/1/2010	N(1) W 26-17
4/1	1/12/2015	N(2) W 42-20

(1) Rose Bowl, Pasadena, Calif.

(2) CFP National Championship, Arlington, Texas

Oregon State

2-0-0

Rank	Date	Score
OS/OP		OS-OP
2/-	9/21/1974	H W 51-10
6/-	9/8/1984	H W 22-14

Otterbein

13-2-3

Rank	Date	Score
OS/OP		OS-OP
	9/30/1893	A L 16-22
	10/12/1895	A L 6-14
	10/17/1896	A W 12-0
	10/23/1897	H T 12-12
	9/30/1899	H W 30-0
	9/29/1900	H W 20-0
	9/28/1901	H T 0-0
	9/27/1902	H W 5-0
	9/26/1903	H W 18-0
	9/24/1904	H W 34-0
	9/23/1905	H T 6-6
	9/29/1906	H W 41-0
	9/28/1907	H W 28-0
	9/26/1908	H W 18-0
	9/25/1909	H W 14-0
	9/24/1910	H W 14-5
	9/30/1911	H W 6-0
	10/5/1912	A W 55-0

Penn

3-0-0

Rank	Date	Score
OS/OP		OS-OP
	11/12/1932	G W 19-0
	11/11/1933	A W 20-7
17/-	10/17/1953	A W 12-6

RESULTS BY OPPONENT

Penn State 17-14-0

Rank	Date		OS/OP	Score
	11/16/1912	H L	OS-OP	0-37
5/-	10/20/1956	H L		6-7
10/-	11/9/1963	H L		7-10
2/-	11/7/1964	H L		0-27
3/7	9/20/1975	H W		17-9
2/7	9/18/1976	A W		12-7
6/5	9/16/1978	H L		0-19
11/10	12/26/1980	N(1) L		19-31
3/12	10/30/1993	H W		24-6
21/1	10/29/1994	A L		14-63
5/12	10/7/1995	A W		28-25
3/4	10/5/1996	H W		38-7
7/2	10/11/1997	A L		27-31
1/7	10/3/1998	H W		28-9
18/2	10/16/1999	A L		23-10
12/-	9/23/2000	H W		45-6
-/-	10/27/2001	A L		27-29
4/18	10/26/2002	H W		13-7
8/-	11/1/2003	A W		21-10
-/-	10/30/2004	H W		21-10
6/16	10/8/2005	A L		10-17
1/24	9/23/2006	H W		28-6
1/25	10/27/2007	A W		37-17
10/3	10/25/2008	H L		6-13
15/11	11/7/2009	A W		24-7
8/-	11/13/2010	H >W		38-14
-/21	11/19/2011	H L		14-20
9/-	10/27/2012	A W		35-23
4/-	10/26/2013	H W		63-14
13/-	10/26/2014	A W (2OT)		31-24
1/-	10/17/2015	H W		38-10
2/1	10/22/2016	A L		21-24

(1) Fiesta Bowl, Tempe, Ariz.; >Win vacated

Pitt 19-5-1

Rank	Date		OS/OP	Score
	11/2/1929	A L	OS-OP	2-18
	11/15/1930	H W		16-7
	10/22/1932	A T		0-0
-/-	10/10/1936	H L		0-6
-/-	9/28/1940	H W		30-7
-/-	11/1/1941	A W		21-14
6/-	11/7/1942	H W		59-19
-/-	11/6/1943	A W		46-6
2/-	11/11/1944	rH W		54-19
8/-	11/10/1945	A W		14-0
12/-	11/9/1946	H W		20-13
-/-	10/25/1947	A L		0-12
-/-	11/6/1948	H W		41-0
11/-	11/5/1949	A W		14-10
-/-	10/7/1950	H W		41-7
20/-	11/10/1951	A W		16-14
-/-	11/8/1952	H L		14-21
2/20	11/6/1954	H W		26-0
14/15	1/2/1983	N(1) W		28-23
9/-	9/14/1985	H W		10-7
18/-	9/17/1988	A L		10-42

11/-	9/18/1993	A W	63-28
23/-	9/17/1994	H W	27-3
8/-	9/23/1995	A W	54-14
7/-	9/21/1996	H W	72-0

(1) Fiesta Bowl, Tempe, Ariz.

Princeton 0-1-1

Rank	Date		OS/OP	Score
	11/5/1927	A L	OS-OP	0-20
	11/3/1928	H T		6-6

Purdue 40-13-2

Rank	Date		OS/OP	Score
	11/8/1919	H W	OS-OP	20-0
	10/16/1920	H W		17-0
	11/12/1921	H W		28-0
	11/10/1923	A W		32-0
	10/4/1924	H W		7-0
-/-	10/2/1937	H W		13-0
-/-	11/5/1938	H L		0-12
-/-	10/5/1940	H W		17-14
10/-	10/18/1941	H W		16-14
1/-	10/17/1942	H W		26-0
-/5	10/16/1943	H(1) L		7-30
4/9	10/20/1945	H L		13-35
-/-	10/19/1946	H T		14-14
-/-	10/4/1947	A L		20-24
15/-	10/4/1952	H L		14-21
-/-	11/14/1953	H W		21-6
2/-	11/13/1954	A W		28-6
6/-	11/9/1957	H W		20-7
16/8	11/8/1958	H T		14-14
-/6	10/17/1959	H W		15-0
3/-	10/15/1960	A L		21-24
-/2	10/14/1967	H L		6-41
4/1	10/12/1968	H W		13-0
1/10	11/15/1969	H W		42-14
3/-	11/14/1970	A W		10-7
1/-	10/25/1975	A W		35-6
9/-	10/23/1976	H W		24-3
4/-	10/8/1977	H W		46-0
16/-	10/14/1978	A L		16-27
-/-	10/31/1981	A W		45-33
-/-	10/30/1981	H W		38-6
6/-	10/8/1983	H W		33-22
2/-	10/6/1984	A L		23-28
11/-	10/19/1985	H W		41-27
-/-	10/18/1986	A W		39-11
17/-	10/17/1987	A W		20-17
-/-	10/15/1988	H L		26-31
-/-	10/21/1989	H W		21-3
-/-	10/20/1990	A W		42-2
3/-	10/23/1993	A W		45-24
24/-	10/22/1994	H W		48-14
4/-	10/21/1995	H W		28-0
2/-	10/19/1996	A W		42-14
21/17	10/9/1999	H W		25-22
12/16	10/28/2000	A L		27-31
-/24	11/10/2001	H W		35-9

3/-	11/9/2002	A W	10-6
4/11	11/15/2003	H W (OT)	16-13
-/-	11/13/2004	A L	17-24
4/23	10/6/2007	A W	23-7
12/-	10/11/2008	H W	16-3
7/-	10/17/2009	A L	18-26
11/-	10/23/2010	H >W	49-0
-/-	11/12/2011	A L	23-26
7/-	10/20/2012	H W (OT)	29-22
4/-	11/2/2013	A W	56-0

(1) at Cleveland, Ohio; >Win vacated

Rice 2-0-0

Rank	Date		OS/OP	Score
	9/4/1993	H W	OS-OP	34-7
10/-	9/7/1996	H W		70-7

Rutgers 3-0-0

Rank	Date		OS/OP	Score
	10/8/2014	H W	OS-OP	56-17
1/-	10/24/2015	A W		49-7
2/1	10/1/2016	H W		58-0

17th Regiment 1-0-0

Rank	Date		OS/OP	Score
	11/24/1894	H W	OS-OP	46-4

San Diego State 4-0-0

Rank	Date		OS/OP	Score
	10/20/2001	H W	OS-OP	27-12
2/-	9/6/2003	H W		16-13
9/-	9/17/2005	H W		27-6
2/-	9/7/2013	A W		42-7

San Jose State 1-0-0

Rank	Date		OS/OP	Score
	10/12/2002	H W	OS-OP	50-7

Southern California 9-13-1

Rank	Date		OS/OP	Score
	10/9/1937	A L	OS-OP	12-13
-/-	10/8/1938	H L		7-14
-/10/	4/1941	A W		33-0
-/-	10/10/1942	H W		28-12
-/-	10/5/1946	A W		21-0
-/20	10/11/1947	H L		0-32
-/-	10/2/1948	H W		20-0
11/8	10/8/1949	A T		13-13
1/17	1/1/1955	N(1) W		20-7
14/11	10/2/1959	A L		0-17
9-/	10/1/1960	H W		20-0
4/-	10/19/1963	A L		3-32
2/-	10/17/1964	H W		17-0
1/2	1/1/1968	N(1) W		27-16
3/1	1/1/1973	N(1) L		17-42
4/7	1/1/1974	N(1) W		42-21

RESULTS BY OPPONENT

3/5	1/1/1975	N(1)	L	17-18
1-3	1/1/1979	N(1)	L	16-17
6/18	1/1/1985	N(1)	L	17-20
25/12	9/23/1989	A	L	3-42
15/18	9/22/1990	H	L	26-35
5/1	9/13/2008	A	L	3-35
8/3	9/12/2009	H	L	15-18

*(1) Rose Bowl, Pasadena, Calif.***South Carolina 0-2-0**

Rank				Score
OS/OP	Date			OS-OP
18/-	1/1/2001	N(1)	L	7-24
-/-	1/1/2001	N(1)	L	28-31

*(1) Outback Bowl, Tampa, Fla.***Southern Methodist 7-1-1**

Rank				Score
OS/OP	Date			OS-OP
11/10	9/30/1950	H	L	27-32
3/-	9/29/1951	H	W	7-0
1/20	9/27/1958	H	W	23-20
20/-	9/24/1960	H	W	24-0
5/-	9/26/1964	H	W	27-8
11/-	9/28/1968	H	W	35-14
1/-	9/28/1974	H	W	28-9
6/-	10/1/1977	A	W	35-7
14/-	10/7/1978	H	T	35-35

Stanford 2-3-0

Rank				Score
OS/OP	Date			OS-OP
8/-	10/1/1955	A	L	0-6
4/-	10/6/1956	H	W	32-20
2/12	1/1/1970	N(1)	L	17-27
8/-	9/26/1981	A	W	24-19
13/-	9/25/1981	H	L	20-23

*(1) Rose Bowl, Pasadena, Calif.***Syracuse 4-2-0**

Rank				Score
OS/OP	Date			OS-OP
	11/25/1911	H	L	0-6
-/-	9/8/1979	H	W	31-8
1/-	9/13/1980	H	W	31-21
-/-	9/10/1988	H	W	26-9
25/16	12/1/1992	N(1)	L	17-24
21/8	9/19/1992	A	W	35-12

*(1) Hall of Fame Bowl, Tampa, Fla.***Tennessee 0-1-0**

Rank				Score
OS/OP	Date			OS-OP
4/4	1/1/1996	N(1)	L	14-20

*(1) Florida Citrus Bowl, Orlando, Fla.***Texas 1-2-0**

Rank				Score
OS/OP	Date			OS-OP
4/2	9/10/2005	H	L	22-25
1/2	9/9/2006	A	W	14-7
10/3	1/5/2009	N(1)	L	21-24

*(1) Fiesta Bowl, Glendale, Ariz.***Texas A&M 4-0-0**

Rank				Score
OS/OP	Date			OS-OP
-/-	9/28/1963	H	W	17-0
1/-	9/26/1970	H	W	56-13
11/8	1/1/1987	N(1)	W	28-12
3/8	1/1/1999	N(2)	W	24-14

*(1) Cotton Bowl, Dallas, Tx.**(2) Sugar Bowl, New Orleans, La.***Texas Christian 4-1-1**

Rank				Score
OS/OP	Date			OS-OP
-/-	9/25/1937	H	W	14-0
-/-	9/28/1957	H	L	14-18
3/-	9/30/1961	H	T	7-7
-/-	9/24/1966	H	W	14-7
1/-	9/27/1969	H	W	62-0
3/-	9/29/1973	H	W	37-3

Texas Tech 2-0-0

Rank				Score
OS/OP	Date			OS-OP
18/-	9/8/1990	H	W	17-10
13/-	8/24/2002	H	W	45-21

Toledo 3-0-0

Rank				Score
OS/OP	Date			OS-OP
1/-	9/12/1998	H	W	49-0
11/-	9/19/2009	N(1)	W	38-0
18/-	9/10/11	H	W	27-22

*(1) at Cleveland, Ohio***Troy 1-0-0**

Rank				Score
OS/OP	Date			OS-OP
13/-	9/20/2008	H	W	28-10

Tulsa 1-0-0

Rank				Score
OS/OP	Date			OS-OP
4/-	9/10/2016	H	W	48-3

UCLA 4-4-1

Rank				Score
OS/OP	Date			OS-OP
8/-	10/7/1961	H	W	13-3
1/-	10/6/1962	A	L	7-9
2/13	10/4/1975	A	W	41-20
1/11	1/1/1976	N(1)	L	10-23
8/4	10/2/1976	H	T	10-10
14/17	9/29/1979	A	W	17-13
2/11	10/4/1980	H	L	0-17
13/14	9/11/1999	H	W	42-20
21/12	9/22/2001	A	L	6-13

*(1) Rose Bowl, Pasadena, Calif.***Utah 1-0-0**

Rank				Score
OS/OP	Date			OS-OP
-/-	9/27/1986	H	W	64-6

Vanderbilt 3-1-0

Rank				Score
OS/OP	Date			OS-OP
	11/14/1908	A	W	17-6
	11/13/1909	H	W	5-0
	10/10/1931	H	L	21-26
	10/7/1933	H	W	75-0

Virginia 1-0-0

Rank				Score
OS/OP	Date			OS-OP
	10/7/1933	H	W	75-0

Virginia Tech 1-1-0

Rank				Score
OS/OP	Date			OS-OP
8/-	9/7/2014	H	L	21-35
1/-	9/7/2015	A	W	42-24

Washington 8-3-0

Rank				Score
OS/OP	Date			OS-OP
-/-	10/5/1957	A	W	35-7
3/-	10/4/1958	H	W	12-7
-/-	10/2/1965	A	W	23-21
-/-	10/1/1966	H	L	22-38
1/-	10/4/1969	A	W	41-14
10/17	9/13/1986	A	L	7-40
16/12	9/11/1993	H	W	21-12
18/25	9/10/1994	A	L	16-25
10/18	9/16/1995	H	W	30-20
2/17	8/30/2003	H	W	28-9
10/-	9/15/2007	A	W	33-14

Washington State 8-0-0

Rank				Score
OS/OP	Date			OS-OP
16/-	10/18/1952	H	W	35-7
1/-	10/6/1973	H	W	27-3
1/-	10/5/1974	A	W	42-7
16/-	9/22/1979	H	W	45-29
9/-	9/15/1984	H	W	44-0
5/-	9/28/1985	H	W	48-32
16/-	9/21/1991	H	W	33-19
6/10	9/14/2002	H	W	26-7

Western Michigan 1-0-0

Rank				Score
OS/OP	Date			OS-OP
1/-	9/26/2015	H	W	38-12

Western Reserve 5-6-1

Rank				Score
OS/OP	Date			OS-OP
	11/11/1891	H	L	6-50
	11/19/1892	A	L	18-40
	11/4/1893	H	L	16-30
	10/27/1894	H	L	4-24
	11/5/1898	A	L	0-49
	11/4/1899	H	W	6-0
	10/26/1901	H	W	6-5
	10/17/1908	H	L	0-18

RESULTS BY OPPONENT

10/15/1910	H	W	6-0
10/14/1911	H	T	0-0
10/11/1913	H	W	14-8
11/3/1934	A	W	76-0

West Virginia**5-1-0**

Rank			Score
OS/OP	Date		OS-OP
	11/6/1897	A	L 0-28
	11/3/1900	H	W 27-0
	10/11/1902	H	W 30-0
	10/31/1903	H	W 34-6
5/-	9/12/1987	H	W 24-3
1/11	9/5/1998	A	W 34-17

Wilmington**1-0-0**

Rank			Score
OS/OP	Date		OS-OP
	11/6/1926	H	W 13-7

Wisconsin**58-18-5**

Rank			Score
OS/OP	Date		OS-OP
	11/8/1913	A	L 0-12
	10/24/1914	H	L 6-7
	10/23/1915	A	L 0-21
	11/4/1916	H	W 14-13
	11/10/1917	A	W 16-3
	11/23/1918	H	L 3-14
	11/15/1919	A	W 3-0
	10/23/1920	H	W 13-7
	11/1/1930	H	T 0-0
	11/14/1931	A	W 6-0
	10/29/1932	G	T 7-7
	11/18/1933	A	W 6-0
20/-	11/8/1941	H	W 46-34
1/6	10/31/1942	A	L 7-17
8/19	10/14/1944	A	W 20-7
4/-	10/13/1945	H	W 12-0
14/-	10/12/1946	A	L 7-20
-/-	10/23/1948	H	W 34-32
-/-	10/22/1949	A	W 21-0
2/15	11/11/1950	H	W 19-14
9/-	10/13/1951	A	T 6-6
-/1	10/11/1952	H	W 23-14
-/-	10/24/1953	A	W 20-19
4/2	10/23/1954	H	W 31-14
-/15	10/22/1955	A	W 26-16
9/-	10/27/1956	H	W 21-0
12/-	10/26/1957	A	W 16-13
2/13	10/25/1958	H	T 7-7
20/12	10/24/1959	A	L 3-12
9/11	10/22/1960	H	W 34-7
6/-	10/28/1961	A	W 30-21
-/5	10/27/1962	H	W 14-7
-/2	10/26/1963	A	W 13-10
1/-	10/24/1964	H	W 28-3
-/-	10/23/1965	A	W 20-10
-/-	10/22/1966	H	W 24-13
-/-	11/11/1967	H	W 17-15
2/-	11/9/1968	A	W 43-8

1/-	11/8/1969	H	W 62-7
3/-	11/7/1970	A	W 24-7
12/-	10/23/1971	H	W 31-6
4/-	10/28/1972	A	W 28-20
1/-	10/13/1973	A	W 24-0
1/13	10/12/1974	H	W 52-7
1/-	10/18/1975	H	W 56-0
9/-	10/16/1976	A	W 30-20
3/-	10/29/1977	H	W 42-0
-/-	11/4/1978	A	W 49-14
6/-	10/20/1979	H	W 59-0
10/-	10/25/1980	A	W 21-0
18/-	10/10/1981	A	L 21-24
-/-	10/9/1981	H	L 0-6
16/-	10/29/1983	H	W 45-27
6/-	10/27/1984	A	L 14-16
3/-	11/16/1985	H	L 7-12
9/-	11/15/1986	A	W 30-17
-/-	11/7/1987	A	L 24-26
-/-	11/5/1988	H	W 34-12
22/-	11/18/1989	H	W 42-22
21/-	11/17/1990	A	W 35-10
14/-	10/5/1991	H	W 31-16
12/-	10/3/1992	A	L 16-20
3/15	11/6/1993	A	T 14-14
-/-	11/5/1994	H	W 24-3
4/21	10/14/1995	A	W 27-16
2/-	10/12/1996	H	W 17-14
12/-	10/2/1999	H	L 17-42
7/22	10/7/2000	A	W 23-7
21/-	10/13/2001	H	L 17-20
4/-	10/19/2002	A	W 19-14
3/23	10/11/2003	A	L 10-17
18/15	10/9/2004	A	L 13-24
1/21	11/3/2007	H	W 38-17
14/18	10/4/2008	A	W 20-17
9/-	10/10/2009	H	W 31-13
1/18	10/16/2010	A	L 18-31
-/15	10/29/2011	H	W 33-29
6/-	11/17/2012	A	W (OT) 21-14
3/23	9/28/2013	H	W 31-24
5/13	12/6/2014	N(1)	W 59-0
2/8	10/15/2016	A	W (OT) 30-23

*(1) Big Ten Championship, Indianapolis, Ind.***Wittenberg****12-3-0**

Rank			Score
OS/OP	Date		OS-OP
	10/14/1893	H	W 36-10
	9/17/1894	N(1)	L 0-6
	10/13/1894	A	L 6-18
	11/14/1896	H	L 6-24
	10/7/1899	H	W 28-0
	10/5/1901	H	W 30-0
	10/3/1903	H	W 28-0
	10/7/1905	H	W 17-0
	10/6/1906	H	W 52-0
	10/2/1909	H	W 39-0
	10/1/1910	H	W 62-0
	10/2/1926	H	W 40-0

10/1/1927	H	W	31-0
10/6/1928	H	W	41-0
10/5/1929	H	W	19-0

*(1) at Ohio State Fair, Columbus, Ohio***Wooster****4-2-2**

Rank			Score
OS/OP	Date		OS-OP
	11/1/1890	H	L 0-64
	11/25/1905	H	W 15-0
	11/24/1906	H	W 12-0
	10/19/1907	H	T 6-6
	10/3/1908	H	L 0-8
	10/9/1909	H	W 74-0
	11/1/1924	H	T 7-7
	10/31/1925	H	W 17-0

Wyoming**1-0-0**

Rank			Score
OS/OP	Date		OS-OP
9/-	8/28/1997	H	W 24-10

Youngstown State**2-0-0**

Rank			Score
OS/OP	Date		OS-OP
11/-	9/1/2007	H	W 38-6
2/-	8/30/2008	H	W 43-0

YEAR-BY-YEAR COACHING RECORDS

Year	Overall				Conference				Place	Coach	Year	Overall				Conference				Place	Coach
	W	L	T	Pct.	W	L	T	Pct.				W	L	T	Pct.	W	L	T	Pct.		
1890	1	3	0	.250	-	-	-	-	-	A. S. Lilley, J. Ryder	1954	10	0	0	1.000	7	0	0	1.000	1st	W. W. Hayes
1891	2	2	0	.500	-	-	-	-	-	Alexander S. Lilley	1955	7	2	0	.778	6	0	0	1.000	1st	W. W. Hayes
1892	5	3	0	.625	-	-	-	-	-	Jack Ryder	1956	6	3	0	.667	4	2	0	.667	T 4th	W. W. Hayes
1893	4	5	0	.444	-	-	-	-	-	Jack Ryder	1957	9	1	0	.900	7	0	0	1.000	1st	W. W. Hayes
1894	6	5	0	.545	-	-	-	-	-	Jack Ryder	1958	6	1	2	.778	4	1	2	.714	3rd	W. W. Hayes
1895	4	4	2	.500	-	-	-	-	-	Jack Ryder	1959	3	5	1	.389	2	4	1	.357	T 8th	W. W. Hayes
1896	5	5	1	.500	-	-	-	-	-	Charles A. Hickey	1960	7	2	0	.778	4	2	0	.667	3rd	W. W. Hayes
1897	1	7	1	.167	-	-	-	-	-	David F. Edwards	1961	8	0	1	.944	6	0	0	1.000	1st	W. W. Hayes
1898	3	5	0	.375	-	-	-	-	-	Jack Ryder	1962	6	3	0	.667	4	2	0	.667	T 3rd	W. W. Hayes
1899	9	0	1	.950	-	-	-	-	-	John B. Eckstorm	1963	5	3	1	.611	4	1	1	.750	T 2nd	W. W. Hayes
1900	8	1	1	.850	-	-	-	-	-	John B. C. Eckstorm	1964	7	2	0	.778	5	1	0	.833	2nd	W. W. Hayes
1901	5	3	1	.611	-	-	-	-	-	John B. C. Eckstorm	1965	7	2	0	.778	6	1	0	.857	2nd	W. W. Hayes
1902	6	2	2	.700	-	-	-	-	-	Perry Hale	1966	4	5	0	.444	3	4	0	.429	6th	W. W. Hayes
1903	8	3	0	.727	-	-	-	-	-	Perry Hale	1967	6	3	0	.667	5	2	0	.714	4th	W. W. Hayes
1904	6	5	0	.545	-	-	-	-	-	E. R. Sweetland	1968	10	0	0	1.000	7	0	0	1.000	1st	W. W. Hayes
1905	8	2	2	.818	-	-	-	-	-	E. R. Sweetland	1969	8	1	0	.889	6	1	0	.857	T 1st	W. W. Hayes
1906	8	1	0	.889	-	-	-	-	-	A. E. Herrnstein	1970	9	1	0	.900	7	0	0	1.000	1st	W. W. Hayes
1907	7	2	1	.750	-	-	-	-	-	A. E. Herrnstein	1971	6	4	0	.600	5	3	0	.625	3rd	W. W. Hayes
1908	6	4	0	.600	-	-	-	-	-	A. E. Herrnstein	1972	9	2	0	.818	7	1	0	.875	T 1st	W. W. Hayes
1909	7	3	0	.700	-	-	-	-	-	A. E. Herrnstein	1973	10	0	1	.954	7	0	0	1.000	1st	W. W. Hayes
1910	6	1	3	.750	-	-	-	-	-	Howard Jonesst	1974	10	2	0	.833	7	1	0	.875	T 1st	W. W. Hayes
1911	5	3	2	.600	-	-	-	-	-	Harry Vaughn	1975	11	1	0	.917	8	0	0	1.000	1st	W. W. Hayes
1912	6	3	0	.667	-	-	-	-	-	John R. Richards	1976	9	2	1	.791	7	1	0	.875	T 1st	W. W. Hayes
1913	4	2	1	.643	1	2	0	.333	T 6th	John W. Wilce	1977	9	3	0	.750	7	1	0	.875	T 1st	W. W. Hayes
1914	5	2	0	.714	2	2	0	.500	T 4th	John W. Wilce	1978	7	4	1	.625	6	2	0	.750	4th	W. W. Hayes
1915	5	1	1	.786	2	1	1	.625	T 3rd	John W. Wilce	1979	11	1	0	.917	8	0	0	1.000	1st	Earle Bruce
1916	7	0	0	1.000	4	0	0	1.000	1st	John W. Wilce	1980	9	3	0	.750	7	1	0	.875	T 2nd	Earle Bruce
1917	8	0	1	.944	4	0	0	1.000	1st	John W. Wilce	1981	9	3	0	.750	6	2	0	.750	T 1st	Earle Bruce
1918	3	3	0	.500	0	3	0	.000	T 8th	John W. Wilce	1982	9	3	0	.750	7	1	0	.875	2nd	Earle Bruce
1919	6	1	0	.857	3	1	0	.750	2nd	John W. Wilce	1983	9	3	0	.750	6	3	0	.667	4th	Earle Bruce
1920	7	1	0	.875	5	0	0	1.000	1st	John W. Wilce	1984	9	3	0	.750	7	2	0	.778	1st	Earle Bruce
1921	5	2	0	.714	4	1	0	.800	T 2nd	John W. Wilce	1985	9	3	0	.750	5	3	0	.625	T 4th	Earle Bruce
1922	3	4	0	.429	1	4	0	.200	8th	John W. Wilce	1986	10	3	0	.769	7	1	0	.875	T 1st	Earle Bruce
1923	3	4	1	.438	1	4	0	.200	8th	John W. Wilce	1987	6	4	1	.591	4	4	0	.500	5th	Earle Bruce
1924	2	3	3	.438	1	3	2	.400	7th	John W. Wilce	1988	4	6	1	.409	2	5	1	.313	7th	John Cooper
1925	4	3	1	.563	1	3	1	.300	8th	John W. Wilce	1989	8	4	0	.667	6	2	0	.750	T 3rd	John Cooper
1926	7	1	0	.875	3	1	0	.750	3rd	John W. Wilce	1990	7	4	1	.625	5	2	1	.688	5th	John Cooper
1927	4	4	0	.500	2	3	0	.400	6th	John W. Wilce	1991	8	4	0	.667	5	3	0	.625	T 3rd	John Cooper
1928	5	2	1	.688	3	2	0	.600	4th	John W. Wilce	1992	8	3	1	.708	5	2	1	.688	2nd	John Cooper
1929	4	3	1	.563	2	2	1	.500	T 5th	Sam S. Willaman	1993	10	1	1	.875	6	1	1	.813	T 1st	John Cooper
1930	5	2	1	.688	2	2	1	.500	T 4th	Sam S. Willaman	1994	9	4	0	.692	6	2	0	.750	2nd	John Cooper
1931	6	3	0	.667	4	2	0	.667	4th	Sam S. Willaman	1995	11	2	0	.846	7	1	0	.875	2nd	John Cooper
1932	4	1	3	.688	2	1	2	.600	4th	Sam S. Willaman	1996	11	1	0	.917	7	1	0	.875	T 1st	John Cooper
1933	7	1	0	.875	4	1	0	.800	2nd	Sam S. Willaman	1997	10	3	0	.769	6	2	0	.750	T 2nd	John Cooper
1934	7	1	0	.875	5	1	0	.833	2nd	Francis A. Schmidt	1998	11	1	0	.917	7	1	0	.875	T 1st	John Cooper
1935	7	1	0	.875	5	0	0	1.000	1st	Francis A. Schmidt	1999	6	6	0	.500	3	5	0	.375	T 8th	John Cooper
1936	5	3	0	.625	4	1	0	.800	2nd	Francis A. Schmidt	2000	8	4	0	.667	5	3	0	.625	4th	John Cooper
1937	6	2	0	.750	5	1	0	.833	2nd	Francis A. Schmidt	2001	7	5	0	.583	5	3	0	.625	3rd	Jim Tressel
1938	4	3	1	.563	3	2	1	.583	6th	Francis A. Schmidt	2002	14	0	0	1.000	8	0	0	1.000	T1st	Jim Tressel
1939	6	2	0	.750	5	1	0	.833	1st	Francis A. Schmidt	2003	11	2	0	.846	6	2	0	.750	T 2nd	Jim Tressel
1940	4	4	0	.500	3	3	0	.500	T 4th	Francis A. Schmidt	2004	8	4	0	.667	4	4	0	.500	T 5th	Jim Tressel
1941	6	1	1	.813	3	1	1	.700	T 2nd	Paul E. Brown	2005	10	2	0	.833	7	1	0	.875	T 1st	Jim Tressel
1942	9	1	0	.900	5	1	0	.833	1st	Paul E. Brown	2006	12	1	0	.923	8	0	0	1.000	1st	Jim Tressel
1943	3	6	0	.333	1	4	0	.200	7th	Paul E. Brown	2007	11	2	0	.846	7	1	0	.875	1st	Jim Tressel
1944	9	0	0	1.000	6	0	0	1.000	1st	Carroll C. Widdoes	2008	10	3	0	.769	7	1	0	.875	T 1st	Jim Tressel
1945	7	2	0	.778	5	2	0	.714	3rd	Carroll C. Widdoes	2009	11	2	0	.846	7	1	0	.875	1st	Jim Tressel
1946	4	3	2	.555	2	3	1	.417	T 6th	Paul O. Bixler	>2010	0	1	0	.000	0	1	0	.000	n/a	Jim Tressel
1947	2	6	1	.278	1	4	1	.250	9th	Wesley E. Fesler	2011	6	7	0	.462	3	5	0	.375	4th Leaders	Luke Fickell
1948	6	3	0	.667	3	3	0	.500	4th	Wesley E. Fesler	2012	12	0	0	1.000	8	0	0	1.000	1st Leaders	Urban Meyer
1949	7	1	2	.800	4	1	1	.750	T 1st	Wesley E. Fesler	2013	12	2	0	.857	8	0	0	1.000	1st Leaders	Urban Meyer
1950	6	3	0	.667	5	2	0	.714	T 2nd	Wesley E. Fesler	2014	14	1	0	.933	8	0	0	1.000	1st	Urban Meyer
1951	4	3	2	.555	2	2	2	.500	5th	W. W. Hayes	2015	12	1	0	.923	7	1	0	.875	T 1st East	Urban Meyer
1952	6	3	0	.667	5	2	0	.714	3rd	W. W. Hayes	2016	11	2	0	.846	8	1	0	.889	T 1st East	Urban Meyer
1953	6	3	0	.667	4	3	0	.571	4th	W. W. Hayes											

>Wins from the 2010 season were vacated.

ALL-TIME CONFERENCE STANDINGS

1896	Conference				Season			
	W	L	T	Pct.	W	L	T	Pct.
Wisconsin	2	0	1	1.000	6	1	1	.857
Northwestern	2	1	1	.667	6	1	2	.778
Michigan	2	1	0	.667	9	1	0	.900
Chicago	3	2	0	.600	11	2	1	.846
Minnesota	1	2	0	.333	8	2	0	.800
Illinois	0	2	1	.000	4	2	1	.667
Purdue	0	2	1	.000	4	2	1	.667

1897

Wisconsin	3	0	0	1.000	9	1	0	.900
Chicago	3	1	0	.750	8	1	0	.889
Michigan	2	1	0	.667	6	1	1	.857
Illinois	1	1	0	.500	5	2	0	.714
Purdue	1	2	0	.333	6	3	0	.667
Minnesota	0	3	0	.000	4	4	0	.500
Northwestern	0	2	0	.000	4	3	0	.571

1898

Michigan	3	0	0	1.000	10	0	0	1.000
Chicago	3	1	0	.750	9	2	0	.818
Wisconsin	2	1	0	.667	9	1	0	.900
Illinois	1	1	0	.500	4	5	0	.444
Minnesota	1	2	0	.333	4	5	0	.444
Northwestern	0	4	0	.000	7	4	0	.636
Purdue	0	1	0	.000	3	3	0	.500

1899

Chicago	4	0	0	1.000	12	0	2	1.000
Wisconsin	4	1	0	.800	9	2	0	.818
Northwestern	2	2	0	.500	6	6	0	.500
Michigan	1	1	0	.500	8	2	0	.800
Purdue	1	2	0	.333	4	4	1	.500
Illinois	0	3	0	.000	3	5	1	.375
Minnesota	0	3	0	.000	4	3	2	.571

1900

Minnesota	3	0	1	1.000	8	0	1	1.000
Iowa	2	0	1	1.000	7	0	1	1.000
Northwestern	2	1	2	.667	6	2	3	.682
Wisconsin	2	1	0	.667	8	1	0	.889
Michigan	3	2	0	.600	7	2	1	.778
Chicago	2	3	1	.400	7	5	1	.583
Indiana	1	2	1	.333	4	2	2	.667
Illinois	1	3	2	.250	7	3	2	.700
Purdue	0	4	0	.000	4	4	0	.500

1901

Michigan	4	0	0	1.000	11	0	0	1.000
Wisconsin	2	0	0	1.000	9	0	0	1.000
Minnesota	3	1	0	.750	7	1	0	.875
Illinois	4	2	0	.667	8	2	0	.800
Northwestern	3	2	0	.600	4	1	0	.800
Indiana	1	2	0	.333	6	3	0	.667
Purdue	0	3	1	.000	4	4	1	.500
Iowa	0	3	0	.000	5	3	0	.625
Chicago	0	5	2	.000	5	5	2	.500

1902	Conference				Season			
	W	L	T	Pct.	W	L	T	Pct.
Michigan	5	0	0	1.000	11	0	0	1.000
Chicago	5	1	0	.833	11	1	0	.917
Minnesota	3	1	0	.750	7	2	0	.778
Illinois	4	2	0	.667	10	2	1	.833
Purdue	2	2	0	.500	7	2	1	.778
Wisconsin	1	3	0	.250	6	3	0	.667
Iowa	0	3	0	.000	5	3	0	.625
Indiana	0	4	0	.000	3	5	1	.375
Northwestern	0	4	0	.000	4	6	0	.400

1903

Michigan	3	0	1	1.000	11	0	1	1.000
Minnesota	3	0	1	1.000	11	0	1	1.000
Northwestern	1	0	2	1.000	9	2	3	.833
Chicago	4	1	1	.800	10	2	1	.833
Iowa	1	1	0	.500	9	2	0	.818
Indiana	1	2	0	.333	4	4	0	.500
Illinois	1	5	0	.167	8	6	0	.571
Purdue	0	2	0	.000	4	2	0	.667
Wisconsin	0	3	1	.000	6	3	1	.667

1904

Minnesota	3	0	0	1.000	11	0	0	1.000
Michigan	2	0	0	1.000	10	0	0	1.000
Chicago	5	1	1	.833	8	1	1	.889
Illinois	3	1	1	.750	9	2	1	.818
Northwestern	1	2	0	.333	7	2	0	.778
Purdue	1	2	0	.333	8	3	0	.727
Wisconsin	0	3	0	.000	5	3	0	.625
Indiana	0	3	0	.000	6	4	0	.600
Iowa	0	3	0	.000	7	4	0	.636

1905

Chicago	7	0	0	1.000	10	0	0	1.000
Michigan	2	1	0	.667	12	1	0	.923
Minnesota	2	1	0	.667	8	1	0	.889
Purdue	1	1	1	.500	6	1	1	.857
Wisconsin	1	2	0	.333	7	3	0	.700
Indiana	0	1	1	.000	8	1	1	.889
Iowa	0	2	0	.000	8	3	0	.727
Northwestern	0	2	0	.000	6	2	1	.750
Illinois	0	3	0	.000	5	4	0	.556

1906

Wisconsin	3	0	0	1.000	5	0	0	1.000
Minnesota	2	0	0	1.000	4	1	0	.800
Michigan	1	0	0	1.000	4	1	0	.800
Chicago	3	1	0	.750	4	1	0	.800
Illinois	1	3	0	.250	1	3	1	.250
Indiana	0	2	0	.000	4	2	0	.667
Iowa	0	1	0	.000	3	3	0	.500
Purdue	0	3	0	.000	0	5	0	.000

1907

Chicago	4	0	0	1.000	4	1	0	.800
Wisconsin	3	1	1	.750	3	1	1	.750
Illinois	3	2	0	.600	3	2	0	.600
Iowa	1	1	0	.500	3	2	0	.600
Indiana	0	3	0	.000	2	3	1	.400
Purdue	0	3	0	.000	0	5	0	.000
Minnesota	0	1	1	.000	2	2	1	.500

1908	Conference				Season			
	W	L	T	Pct.	W	L	T	Pct.
Chicago	5	0	0	1.000	5	0	1	1.000
Illinois	4	1	0	.800	5	1	1	.833
Wisconsin	2	1	0	.667	5	1	0	.833
Indiana	1	3	0	.250	2	4	0	.333
Purdue	1	3	0	.250	4	3	0	.571
Iowa	0	1	0	.000	2	5	0	.286
Minnesota	0	2	0	.000	3	2	1	.600
Northwestern	0	2	0	.000	2	2	0	.500

1909

Minnesota	3	0	0	1.000	6	1	0	.857
Chicago	4	1	1	.800	4	1	2	.800
Illinois	3	1	0	.750	5	2	0	.714
Wisconsin	2	1	1	.667	3	1	1	.750
Indiana	1	3	0	.250	4	3	0	.571
Northwestern	1	3	0	.250	1	3	1	.250
Iowa	0	1	0	.000	2	4	1	.333
Purdue	0	4	0	.000	2	5	0	.286

1910

Illinois	4	0	0	1.000	7	0	0	1.000
Minnesota	2	0	0	1.000	6	1	0	.857
Indiana	3	1	0	.750	5	1	1	.833
Iowa	1	1	0	.500	5	2	0	.714
Chicago	2	4	0	.333	2	5	0	.286
Wisconsin	1	2	1	.333	1	2	2	.333
Northwestern	1	2	1	.333	1	3	1	.250
Purdue	0	4	0	.000	1	5	0	.167

1911

Minnesota	3	0	1	1.000	6	0	1	1.000
Chicago	5	1	0	.833	6	1	0	.857
Wisconsin	2	1	1	.667	5	1	1	.833
Illinois	2	2	1	.500	3	3	1	.500
Iowa	2	2	0	.500	3	4	0	.429
Purdue	1	3	0	.250	3	4	0	.429
Northwestern	1	4	0	.200	3	4	0	.429
Indiana	0	3	1	.000	3	3	1	.500

1912

Wisconsin	6	0	0	1.000	7	0	0	1.000
Chicago	6	1	0	.857	6	1	0	.857
Minnesota	2	2	0	.500	4	3	0	.571
Purdue	2	2	1	.500	4	2	1	.667
Northwestern	2	3	0	.400	2	3	1	.400
Illinois	1	3	1	.250	3	3	1	.500
Iowa	1	3	0	.250	4	3	0	.571
Indiana	0	5	0	.000	2	5	0	.286
Ohio State	-	-	-	---	6	3	0	.667

1913

Chicago	7	0	0	1.000	7	0	0	1.000
Iowa	2	1	0	.667	5	2	0	.714
Minnesota	2	1	0	.667	5	2	0	.714
Purdue	2	1	2	.667	4	1	2	.800

ALL-TIME CONFERENCE STANDINGS

1914	Conference				Season			
	W	L	T	Pct.	W	L	T	Pct.
Illinois	6	0	0	1.000	7	0	0	1.000
Minnesota	3	1	0	.750	6	1	0	.857
Chicago	4	2	1	.667	4	2	1	.667
Ohio State	2	2	0	.500	5	2	0	.714
Purdue	2	2	0	.500	5	2	0	.714
Wisconsin	2	2	1	.500	4	3	0	.571
Iowa	1	2	0	.333	4	3	0	.571
Indiana	1	4	0	.200	3	4	0	.429
Northwestern	0	6	0	.000	1	6	0	.143

1915	Conference				Season			
	W	L	T	Pct.	W	L	T	Pct.
Minnesota	3	0	1	1.000	6	0	1	1.000
Illinois	3	0	2	1.000	5	0	2	1.000
Chicago	4	2	0	.667	5	2	0	.714
Ohio State	2	1	1	.667	5	1	1	.833
Purdue	2	2	0	.500	3	3	1	.500
Wisconsin	2	3	0	.400	4	3	0	.571
Iowa	1	2	0	.333	3	4	0	.429
Indiana	1	3	0	.250	3	3	1	.500
Northwestern	0	5	0	.000	2	5	0	.286

1916	Conference				Season			
	W	L	T	Pct.	W	L	T	Pct.
Ohio State	4	0	0	1.000	7	0	0	1.000
Northwestern	4	1	0	.800	6	1	0	.857
Minnesota	3	1	0	.750	6	1	0	.857
Chicago	3	3	0	.500	3	4	0	.429
Illinois	2	2	1	.500	3	3	1	.500
Wisconsin	1	2	1	.333	4	2	1	.667
Iowa	1	2	0	.333	4	3	0	.571
Indiana	0	3	1	.000	2	4	1	.333
Purdue	0	4	1	.000	2	4	1	.333

1917	Conference				Season			
	W	L	T	Pct.	W	L	T	Pct.
Ohio State	4	0	0	1.000	8	0	1	1.000
Minnesota	3	1	0	.750	4	1	0	.800
Northwestern	3	2	0	.600	5	2	0	.714
Wisconsin	3	2	0	.600	4	2	1	.667
Illinois	2	2	1	.500	5	2	1	.714
Chicago	2	2	1	.500	3	2	1	.600
Indiana	1	2	0	.333	5	2	0	.714
Iowa	0	2	0	.000	2	4	0	.333
Purdue	0	4	0	.000	2	4	0	.333
Michigan	0	1	0	.000	8	2	0	.800

1918	Conference				Season			
	W	L	T	Pct.	W	L	T	Pct.
Illinois	4	0	0	1.000	5	2	0	.714
Michigan	2	0	0	1.000	5	0	0	1.000
Purdue	1	0	0	1.000	3	2	0	.600
Iowa	2	1	0	.667	6	2	1	.750
Minnesota	2	1	0	.667	6	1	1	.857
Northwestern	1	1	0	.500	2	2	1	.500
Wisconsin	1	2	0	.333	3	3	0	.500
Ohio State	0	3	0	.000	3	3	0	.500
Chicago	0	5	0	.000	0	5	0	.000
Indiana	-	-	-	---	2	2	0	.500

1919	Conference				Season			
	W	L	T	Pct.	W	L	T	Pct.
Illinois	6	1	0	.857	6	1	0	.857
Ohio State	3	1	0	.750	6	1	0	.857
Chicago	4	2	0	.667	5	2	0	.714
Wisconsin	3	2	0	.600	5	2	0	.714
Minnesota	3	2	0	.600	3	3	1	.500
Iowa	2	2	0	.500	5	2	0	.714
Michigan	1	4	0	.200	3	4	0	.429
Northwestern	1	4	0	.200	2	5	0	.286
Indiana	0	2	0	.000	3	4	0	.429
Purdue	0	3	0	.000	2	4	1	.333

1920	Conference				Season			
	W	L	T	Pct.	W	L	T	Pct.
Ohio State	5	0	0	1.000	7	1	0	.875
Wisconsin	4	1	0	.800	6	1	0	.857
Indiana	3	1	0	.750	5	2	0	.714
Illinois	4	2	0	.667	5	2	0	.714
Iowa	3	2	0	.600	5	2	0	.714
Michigan	2	2	0	.500	5	2	0	.714
Northwestern	2	3	0	.400	3	4	0	.429
Chicago	2	4	0	.333	3	4	0	.429
Purdue	0	4	0	.000	2	5	0	.286
Minnesota	0	6	0	.000	1	6	0	.143

1921	Conference				Season			
	W	L	T	Pct.	W	L	T	Pct.
Iowa	5	0	0	1.000	7	0	0	1.000
Chicago	4	1	0	.800	6	1	0	.857
Ohio State	4	1	0	.800	5	2	0	.714
Wisconsin	3	1	1	.750	5	1	1	.833
Michigan	2	1	1	.667	5	1	1	.833
Minnesota	2	4	0	.333	3	4	0	.429
Indiana	1	2	0	.333	3	4	0	.429
Illinois	1	4	0	.200	3	4	0	.429
Purdue	1	4	0	.200	1	7	0	.125
Northwestern	0	5	0	.000	1	6	0	.143

1922	Conference				Season			
	W	L	T	Pct.	W	L	T	Pct.
Iowa	5	0	0	1.000	7	0	0	1.000
Michigan	4	0	0	1.000	6	0	1	1.000
Chicago	4	0	1	1.000	5	1	1	.833
Wisconsin	2	2	1	.500	4	2	1	.667
Minnesota	2	3	1	.400	3	3	1	.500
Illinois	2	4	0	.333	2	5	0	.286
Northwestern	1	3	1	.250	3	3	1	.500
Ohio State	1	4	0	.200	3	4	0	.429
Indiana	0	2	1	.000	1	4	2	.200
Purdue	0	3	1	.000	1	5	1	.167

1923	Conference				Season			
	W	L	T	Pct.	W	L	T	Pct.
Illinois	5	0	0	1.000	8	0	0	1.000
Michigan	4	0	0	1.000	8	0	0	1.000
Chicago	5	1	0	.833	7	1	0	.875
Minnesota	2	1	1	.667	5	1	1	.833
Iowa	3	3	0	.500	5	3	0	.625
Indiana	2	2	0	.500	3	4	0	.429
Wisconsin	1	3	1	.250	3	3	1	.500
Ohio State	1	4	0	.200	3	4	1	.429
Purdue	1	4	0	.200	2	5	1	.286
Northwestern	0	6	0	.000	2	6	0	.250

1924	Conference				Season			
	W	L	T	Pct.	W	L	T	Pct.
Chicago	3	0	3	1.000	4	1	3	.800
Illinois	3	1	1	.750	6	1	1	.857
Iowa	3	1	1	.750	6	1	1	.857
Michigan	4	2	0	.667	6	2	0	.750
Purdue	2	2	0	.500	5	2	0	.714
Minnesota	1	2	1	.333	3	3	2	.500
Northwestern	1	3	0	.250	4	4	0	.500
Indiana	1	3	0	.250	4	4	0	.500
Ohio State	1	3	2	.250	2	3	3	.400
Wisconsin	0	2	2	.000	2	3	3	.400

1925	Conference				Season			
	W	L	T	Pct.	W	L	T	Pct.
Michigan	5	1	0	.833	7	1	0	.875
Northwestern	3	1	0	.750	5	3	0	.625
Wisconsin	3	1	1	.750	6	1	1	.857
Illinois	2	2	0	.500	5	3	1	.625
Chicago	2	2	1	.500	3	5	1	.375
Iowa	2	2	0	.500	5	3	0	.625
Minnesota	1	1	1	.500	5	2	1	.714
Ohio State	1	3	1	.250	4	3	1	.571
Indiana	0	3	1	.000	3	4	1	.429
Purdue	0	3	1	.000	3	4	1	.429

1926	Conference				Season			
	W	L	T	Pct.	W	L	T	Pct.
Michigan	5	0	0	1.000	7	1	0	.875
Northwestern	5	0	0	1.000	7	1	0	.875
Ohio State	3	1	0	.750	7	1	0	.875
Purdue	2	1	1	.667	5	2	1	.714
Wisconsin	3	2	1	.600	5	2	1	.714
Illinois	2	2	0	.500	6	2	0	.750
Minnesota	2	2	0	.500	5	3	0	.625
Indiana	0	4	0	.000	3	5	0	.375
Iowa	0	5	0	.000	3	5	0	.375
Chicago	0	5	0	.000	2	6	0	.250

1927	Conference				Season			
	W	L	T	Pct.	W	L	T	Pct.
Illinois	5	0	0	1.000	7	0	1	1.000
Minnesota	3	0	1	1.000	6	0	2	1.000
Michigan	3	2	0	.600	6	2	0	.750
Chicago	3	3	0	.500	4	5	0	.444
Purdue	2	2	0	.500	6	2	0	.750
Ohio State	2	3	0	.400	4	4	0	.500
Northwestern	2	3	0	.400	4	4	0	.500
Indiana	1	2	1	.333	3	4	1	.429
Iowa	1	4	0	.200	4	4	0	.500
Wisconsin	1	4	0	.200	4	4	0	.500

1928	Conference				Season			
	W	L	T	Pct.	W	L	T	Pct.
Illinois	4	1	0	.800	7	1	0	.875
Wisconsin	3	1	1	.750	6	1	1	.857
Minnesota	4	2	0	.667	6	2	0	.750
Iowa	3	2	0	.600	6	2	0	.750
Ohio State	3	2	0	.600	5	2	1	.714
Purdue	2	2	1	.500	5	2	1	.714
Northwestern	2	3	0	.400	5	3	0	.625
Michigan	2	3	0	.400	3	4	1	.429
Indiana	2	4	0	.333	4	4	0	.500
Chicago	0	5	0	.000	2	7	0	.222

ALL-TIME CONFERENCE STANDINGS

1929	Conference				Season			
	W	L	T	Pct.	W	L	T	Pct.
Purdue	5	0	0	1.000	8	0	0	1.000
Illinois	3	1	1	.750	6	1	1	.857
Minnesota	3	2	0	.600	6	2	0	.750
Northwestern	3	2	0	.600	6	3	0	.667
Iowa	2	2	2	.500	4	2	2	.667
Ohio State	2	2	1	.500	4	3	1	.571
Chicago	1	3	0	.250	7	3	0	.700
Michigan	1	3	1	.250	5	3	1	.625
Indiana	1	3	1	.250	2	6	1	.250
Wisconsin	1	4	0	.000	4	5	0	.444

1930	Conference				Season			
	W	L	T	Pct.	W	L	T	Pct.
Michigan	5	0	0	1.000	8	0	1	1.000
Northwestern	5	0	0	1.000	7	1	0	.875
Purdue	4	2	0	.667	6	2	0	.750
Wisconsin	2	2	1	.500	6	2	1	.750
Ohio State	2	2	1	.500	5	2	1	.714
Minnesota	1	3	0	.250	3	4	1	.429
Indiana	1	3	0	.250	2	5	1	.286
Illinois	1	4	0	.200	3	5	0	.375
Iowa	0	1	0	.000	4	4	0	.500
Chicago	0	4	0	.000	2	5	2	.286

1931	Conference				Season			
	W	L	T	Pct.	W	L	T	Pct.
Purdue	5	1	0	.833	9	1	0	.900
Northwestern	5	1	0	.833	7	1	1	.875
Michigan	5	1	0	.833	8	1	1	.889
Ohio State	4	2	0	.667	6	3	0	.667
Minnesota	3	2	0	.600	7	3	0	.700
Wisconsin	3	3	0	.500	5	4	1	.556
Indiana	1	4	1	.200	2	5	1	.286
Chicago	1	4	0	.200	2	6	1	.250
Illinois	0	6	0	.000	2	6	0	.250
Iowa	0	3	1	.000	1	6	1	.143

1932	Conference				Season			
	W	L	T	Pct.	W	L	T	Pct.
Michigan	6	0	0	1.000	8	0	0	1.000
Purdue	5	0	1	1.000	7	0	1	1.000
Wisconsin	4	1	1	.800	6	1	1	.857
Ohio State	2	1	2	.667	4	1	3	.800
Minnesota	2	3	0	.400	5	3	0	.625
Northwestern	2	3	1	.400	3	4	1	.429
Illinois	2	4	0	.333	5	4	0	.556
Chicago	1	4	0	.200	3	4	1	.429
Indiana	1	4	1	.200	2	5	1	.286
Iowa	0	5	0	.000	1	7	0	.125

1933	Conference				Season			
	W	L	T	Pct.	W	L	T	Pct.
Michigan	5	0	1	1.000	7	0	1	1.000
Minnesota	2	0	4	1.000	4	0	4	1.000
Ohio State	4	1	0	.800	7	1	0	.875
Purdue	3	1	1	.750	6	1	1	.857
Iowa	3	2	0	.600	5	3	0	.625
Illinois	3	2	0	.600	5	3	0	.625
Northwestern	1	4	1	.200	1	5	2	.167
Wisconsin	0	5	1	.000	2	5	1	.286
Chicago	0	3	2	.000	3	3	2	.500
Indiana	0	3	2	.000	1	5	2	.167

1934	Conference				Season			
	W	L	T	Pct.	W	L	T	Pct.
Minnesota	5	0	0	1.000	8	0	0	1.000
Ohio State	5	1	0	.833	7	1	0	.875
Illinois	4	1	0	.800	7	1	0	.875
Purdue	3	1	0	.750	5	3	0	.625
Wisconsin	2	3	0	.400	4	4	0	.500
Northwestern	2	3	0	.400	3	5	0	.375
Chicago	2	4	0	.333	4	4	0	.500
Indiana	1	3	1	.250	3	3	2	.500
Iowa	1	3	1	.250	2	5	1	.286
Michigan	0	6	0	.000	1	7	0	.125

1935	Conference				Season			
	W	L	T	Pct.	W	L	T	Pct.
Minnesota	5	0	0	1.000	8	0	0	1.000
Ohio State	5	0	0	1.000	7	1	0	.875
Purdue	3	3	0	.500	4	4	0	.500
Indiana	2	2	1	.500	4	3	1	.571
Michigan	2	3	0	.400	4	4	0	.500
Chicago	2	3	0	.400	4	4	0	.500
Northwestern	2	3	1	.400	4	3	1	.571
Iowa	1	2	2	.333	4	2	2	.667
Illinois	1	4	0	.200	3	5	0	.375
Wisconsin	1	4	0	.200	1	7	0	.125

1936	Conference				Season			
	W	L	T	Pct.	W	L	T	Pct.
Northwestern	6	0	0	1.000	7	1	0	.875
Minnesota	4	1	0	.800	7	1	0	.875
Ohio State	4	1	0	.800	5	3	0	.625
Indiana	3	1	1	.750	5	2	1	.714
Purdue	3	1	1	.750	5	2	1	.714
Illinois	2	2	1	.500	4	3	1	.571
Chicago	1	4	0	.200	2	5	1	.286
Iowa	0	4	1	.000	3	4	1	.429
Wisconsin	0	4	0	.000	2	6	0	.250
Michigan	0	5	0	.000	1	7	0	.125

1937	Conference				Season			
	W	L	T	Pct.	W	L	T	Pct.
Minnesota	5	0	0	1.000	6	2	0	.750
Ohio State	5	1	0	.833	6	2	0	.750
Indiana	3	2	0	.600	5	3	0	.625
Northwestern	3	3	0	.500	4	4	0	.500
Michigan	3	3	0	.500	4	4	0	.500
Purdue	2	2	1	.500	4	3	1	.571
Wisconsin	2	2	1	.500	4	3	1	.571
Illinois	2	3	0	.400	3	3	2	.500
Chicago	0	4	0	.000	1	6	0	.143
Iowa	0	5	0	.000	1	7	0	.125

1938	Conference				Season			
	W	L	T	Pct.	W	L	T	Pct.
Minnesota	4	1	0	.800	6	2	0	.750
Michigan	3	1	1	.750	5	1	1	.857
Purdue	3	1	1	.750	5	1	2	.833
Northwestern	2	1	2	.667	4	2	2	.667
Ohio State	3	2	1	.600	4	3	1	.571
Wisconsin	3	2	0	.600	5	3	0	.625
Illinois	2	3	0	.400	3	5	0	.375
Iowa	1	3	1	.250	1	6	1	.143
Indiana	1	4	0	.200	1	6	1	.143
Chicago	0	4	0	.000	1	6	1	.143

1939	Conference				Season			
	W	L	T	Pct.	W	L	T	Pct.
Ohio State	5	1	0	.833	6	2	0	.750
Iowa	4	1	1	.800	6	1	1	.857
Purdue	2	1	2	.667	3	3	2	.500
Michigan	3	2	0	.600	6	2	0	.750
Northwestern	3	2	1	.600	3	4	1	.429
Illinois	3	3	0	.500	3	4	1	.429
Minnesota	2	3	1	.400	3	4	1	.429
Indiana	2	3	0	.400	2	4	2	.333
Chicago	0	3	0	.000	2	6	0	.250
Wisconsin	0	5	1	.000	1	6	1	.143

1940	Conference				Season			
	W	L	T	Pct.	W	L	T	Pct.
Minnesota	6	0	0	1.000	8	0	0	1.000
Michigan	3	1	0	.750	7	1	0	.875
Northwestern	4	2	0	.667	6	2	0	.750
Wisconsin	3	3	0	.500	4	4	0	.500
Ohio State	3	3	0	.500	4	4	0	.500
Iowa	2	3	0	.400	4	4	0	.500
Indiana	2	3	0	.400	3	5	0	.375
Purdue	1	4	0	.200	2	6	0	.250
Illinois	0	5	0	.000	1	7	0	.125

1941	Conference				Season			
	W	L	T	Pct.	W	L	T	Pct.
Minnesota	5	0	0	1.000	8	0	0	1.000
Michigan	3	1	1	.750	6	1	1	.857
Ohio State	3	1	1	.750	6	1	1	.857
Northwestern	4	2	0	.667	5	3	0	.625
Wisconsin	3	3	0	.500	3	5	0	.375
Iowa	2	4	0	.333	3	5	0	.375
Purdue	1	3	0	.250	2	5	1	.286
Indiana	1	3	0	.250	2	6	0	.250
Illinois	0	5	0	.000	2	6	0	.250

1942	Conference				Season			
	W	L	T	Pct.	W	L	T	Pct.
Ohio State	5	1	0	.833	9	1	0	.900
Wisconsin	4	1	0	.800	8	1	1	.889
Illinois	3	2	0	.600	6	4	0	.600
Michigan	3	2	0	.600	7	3	0	.700
Indiana	2	2	0	.500	7	3	0	.700
Iowa	3	3	0	.500	6	4	0	.600
Minnesota	3	3	0	.500	5	4	0	.556
Purdue	1	4	0	.200	1	8	0	.111
Northwestern	0	6	0	.				

ALL-TIME CONFERENCE STANDINGS

1944	Conference				Season			
	W	L	T	Pct.	W	L	T	Pct.
Ohio State	6	0	0	1.000	9	0	0	1.000
Michigan	5	2	0	.714	8	2	0	.800
Purdue	4	2	0	.667	5	5	0	.500
Minnesota	3	2	1	.600	5	3	1	.625
Indiana	4	3	0	.571	7	3	0	.700
Illinois	3	3	0	.500	5	4	1	.556
Wisconsin	2	4	0	.333	3	6	0	.333
Northwestern	0	5	1	.000	1	7	1	.125
Iowa	0	6	0	.000	1	7	0	.125

1945	Conference				Season			
	W	L	T	Pct.	W	L	T	Pct.
Indiana	5	0	1	1.000	9	0	1	1.000
Michigan	5	1	0	.833	7	3	0	.700
Ohio State	5	2	0	.714	7	2	0	.778
Northwestern	3	3	1	.500	4	4	1	.500
Purdue	3	3	0	.500	7	3	0	.700
Wisconsin	2	3	1	.400	3	4	2	.429
Illinois	1	4	1	.250	2	6	1	.250
Minnesota	1	5	0	.167	4	5	0	.444
Iowa	1	5	0	.167	2	7	0	.222

Beginning 1946, ties count 1/2 win, 1/2 loss

1946	Conference				Season			
	W	L	T	Pct.	W	L	T	Pct.
Illinois	6	1	0	.857	8	2	0	.800
Michigan	5	1	1	.785	6	2	1	.722
Indiana	4	2	0	.667	6	3	0	.667
Iowa	3	3	0	.500	5	4	0	.556
Minnesota	3	4	0	.429	5	4	0	.556
Northwestern	2	3	1	.416	4	4	1	.500
Ohio State	2	3	1	.416	4	3	2	.555
Wisconsin	2	5	0	.286	4	5	0	.444
Purdue	0	5	1	.083	2	6	1	.277

1947	Conference				Season			
	W	L	T	Pct.	W	L	T	Pct.
Michigan	6	0	0	1.000	10	0	0	1.000
Wisconsin	3	2	1	.583	5	3	1	.611
Illinois	3	3	0	.500	5	3	1	.611
Minnesota	3	3	0	.500	6	3	0	.667
Purdue	3	3	0	.500	5	4	0	.556
Iowa	2	3	1	.417	3	5	1	.367
Indiana	2	3	1	.417	5	3	1	.611
Northwestern	2	4	0	.333	3	6	0	.333
Ohio State	1	4	1	.250	2	1	1	.278

1948	Conference				Season			
	W	L	T	Pct.	W	L	T	Pct.
Michigan	6	0	0	1.000	9	0	0	1.000
Northwestern	5	1	0	.833	8	2	0	.800
Minnesota	5	2	0	.714	7	2	0	.788
Ohio State	3	3	0	.500	6	3	0	.667
Indiana	2	4	0	.333	2	7	0	.222
Iowa	2	4	0	.333	4	5	0	.444
Purdue	2	4	0	.333	3	6	0	.333
Illinois	2	5	0	.286	2	6	0	.333
Wisconsin	1	5	0	.167	2	7	0	.222

1949	Conference				Season			
	W	L	T	Pct.	W	L	T	Pct.
Ohio State	4	1	1	.750	7	1	2	.800
Michigan	4	1	1	.750	6	2	1	.722
Minnesota	4	2	0	.667	7	2	0	.778
Wisconsin	3	2	1	.583	5	3	1	.611
Illinois	3	3	1	.500	3	4	2	.444
Iowa	3	3	0	.500	4	5	0	.444
Northwestern	3	4	0	.429	4	5	0	.444
Purdue	2	4	0	.333	4	5	0	.444
Indiana	0	6	0	.000	1	8	0	.111

1950	Conference				Season			
	W	L	T	Pct.	W	L	T	Pct.
Michigan	4	1	1	.750	6	3	1	.650
Ohio State	5	2	0	.714	6	3	0	.667
Wisconsin	5	2	0	.714	6	3	0	.667
Illinois	4	2	0	.667	7	2	0	.778
Northwestern	3	3	0	.500	6	3	0	.667
Iowa	2	4	0	.333	3	5	1	.389
Minnesota	1	4	1	.250	1	7	1	.167
Indiana	1	4	0	.200	3	5	1	.389
Purdue	1	4	0	.200	2	7	0	.222
Michigan State	-	-	-	---	8	1	0	.889

1951	Conference				Season			
	W	L	T	Pct.	W	L	T	Pct.
Illinois	5	0	1	.917	9	0	1	.950
Purdue	4	1	0	.800	5	4	0	.554
Wisconsin	5	1	1	.786	7	1	1	.833
Michigan	4	2	0	.667	4	5	0	.444
Ohio State	2	2	2	.500	4	3	2	.564
Northwestern	2	4	0	.333	5	4	0	.554
Minnesota	1	4	1	.250	2	6	1	.278
Indiana	1	5	0	.167	2	7	0	.222
Iowa	0	5	1	.083	2	5	2	.333
Michigan State	-	-	-	---	9	0	0	1.000

1952	Conference				Season			
	W	L	T	Pct.	W	L	T	Pct.
Wisconsin	4	1	1	.750	6	3	1	.650
Purdue	4	1	1	.750	4	3	2	.555
Ohio State	5	2	0	.714	6	3	0	.667
Michigan	4	2	0	.667	5	4	0	.555
Minnesota	3	1	2	.667	4	3	2	.555
Illinois	2	5	0	.286	4	5	0	.444
Northwestern	2	5	0	.286	2	6	1	.278
Iowa	2	5	0	.286	2	7	0	.222
Indiana	1	5	0	.167	2	7	0	.222
Michigan State	-	-	-	---	9	0	0	1.000

1953	Conference				Season			
	W	L	T	Pct.	W	L	T	Pct.
Michigan State	5	1	0	.833	9	1	0	.900
Illinois	5	1	0	.833	7	1	1	.833
Wisconsin	4	1	1	.750	6	2	1	.722
Ohio State	4	3	0	.571	6	3	0	.667
Minnesota	3	3	1	.500	4	4	1	.500
Iowa	3	3	0	.500	5	3	1	.611
Michigan	3	3	0	.500	6	3	0	.667
Purdue	2	4	0	.333	2	7	0	.222
Indiana	1	5	0	.167	2	7	0	.222
Northwestern	0	6	0	.000	3	6	0	.333

1954	Conference				Season			
	W	L	T	Pct.	W	L	T	Pct.
Ohio State	7	0	0	1.000	10	0	0	1.000
Wisconsin	5	2	0	.714	7	2	0	.778
Michigan	5	2	0	.714	6	3	0	.667
Minnesota	4	2	0	.667	7	2	0	.778
Iowa	4	3	0	.571	5	4	0	.555
Purdue	3	3	0	.500	5	3	1	.611
Indiana	2	4	0	.333	3	6	0	.333
Michigan State	1	5	0	.167	3	6	0	.333
Northwestern	1	5	0	.167	2	7	0	.222
Illinois	0	6	0	.000	1	8	0	.111

1955	Conference				Season			
	W	L	T	Pct.	W	L	T	Pct.
Ohio State	6	0	0	1.000	7	2	0	.778
Michigan State	5	1	0	.833	9	1	0	.900
Michigan	5	2	0	.714	7	2	0	.778
Purdue	4	2	1	.643	5	3	1	.611
Illinois	3	3	1	.500	5	3	1	.611
Wisconsin	3	4	0	.429	4	5	0	.444
Iowa	2	3	1	.417	3	5	1	.389
Minnesota	2	5	0	.286	3	6	0	.333
Indiana	1	5	0	.167	3	6	0	.333
Northwestern	0	6	1	.071	0	8	1	.056

1956	Conference				Season			
	W	L	T	Pct.	W	L	T	Pct.
Iowa	5	1	0	.833	9	1	0	.900
Michigan	5	2	0	.714	7	2	0	.778
Minnesota	4	1	2	.714	6	1	2	.778
Michigan State	4	2	0	.667	7	2	0	.778
Ohio State	4	2	0	.667	6	3	0	.667
Northwestern	3	3	1	.500	4	4	1	.500
Purdue	1	4	2	.286	3	4	2	.444
Illinois	1	4	2	.286	2	5	2	.333
Wisconsin	0	4	3	.214	1	5	3	.278
Indiana	1	5	0	.167	3	6	0	.333

1957	Conference				Season			
	W	L	T	Pct.	W	L	T	Pct.
Ohio State	7	0	0	1.000	9	1	0	.900
Michigan State	5	1	0	.833	8	1	0	.889
Iowa	4	1	1	.750	7	1	1	.833
Purdue	4	3	0	.571	5	4	0	.556
Wisconsin	4	3	0	.571	6	3	0	.667
Michigan	3	3	1	.500	5	3	1	.611
Illinois	3	4	0	.427	4	5	0	.444
Minnesota	3	5	0	.375	4	5	0	.444
Indiana	0	6	0	.000	1	8	0	.111
Northwestern	0	7	0	.000	0	9	0	.000

1958	Conference				Season			
	W	L	T					

ALL-TIME CONFERENCE STANDINGS

1959	Conference				Season			
	W	L	T	Pct.	W	L	T	Pct.
Wisconsin	5	2	0	.714	7	3	0	.700
Michigan State	4	2	0	.667	5	4	0	.556
Purdue	4	2	1	.643	5	2	2	.667
Illinois	4	2	1	.643	5	3	1	.611
Northwestern	4	3	0	.571	6	3	0	.667
Iowa	3	3	0	.500	5	4	0	.556
Michigan	3	4	0	.429	4	5	0	.444
Indiana	2	4	1	.357	4	4	1	.500
Ohio State	2	4	1	.357	3	5	1	.389
Minnesota	1	6	0	.143	2	7	0	.222

1960								
Iowa	5	1	0	.833	8	1	0	.889
Minnesota	5	1	0	.833	8	2	0	.800
Ohio State	4	2	0	.667	7	2	0	.778
Michigan State	3	2	0	.600	6	2	1	.722
Illinois	2	4	0	.333	5	4	0	.556
Michigan	2	4	0	.333	5	4	0	.556
Northwestern	2	4	0	.333	5	4	0	.556
Purdue	2	4	0	.333	4	4	1	.500
Wisconsin	2	5	0	.286	4	5	0	.444
Indiana	-	-	-	---	1	8	0	.111

1961								
Ohio State	6	0	0	1.000	8	0	1	.944
Minnesota	6	1	0	.875	8	2	0	.800
Michigan State	5	2	0	.714	7	2	0	.778
Purdue	4	2	0	.667	6	3	0	.667
Wisconsin	4	3	0	.571	6	3	0	.667
Michigan	3	3	0	.500	6	3	0	.667
Iowa	2	4	0	.333	5	4	0	.556
Northwestern	2	4	0	.333	4	5	0	.444
Indiana	0	6	0	.000	2	7	0	.222
Illinois	0	7	0	.000	0	9	0	.000

1962								
Wisconsin	6	1	0	.857	8	2	0	.800
Minnesota	5	2	0	.714	6	2	1	.722
Northwestern	4	2	0	.667	7	2	0	.778
Ohio State	4	2	0	.667	6	3	0	.667
Michigan State	3	3	0	.500	5	4	0	.556
Purdue	3	3	0	.500	4	4	1	.500
Iowa	3	3	0	.500	4	5	0	.444
Illinois	2	5	0	.286	2	7	0	.222
Indiana	1	5	0	.167	3	6	0	.333
Michigan	1	6	0	.143	2	7	0	.222

1963								
Illinois	5	1	1	.786	8	1	1	.850
Michigan State	4	1	1	.750	6	2	1	.722
Ohio State	4	1	1	.750	5	3	1	.611
Purdue	4	3	0	.571	5	4	0	.536
Northwestern	3	4	0	.429	5	4	0	.556
Wisconsin	3	4	0	.429	5	4	0	.556
Michigan	2	3	2	.429	3	4	2	.444
Iowa	2	3	1	.417	3	3	2	.500
Minnesota	2	5	0	.286	3	6	0	.333
Indiana	1	5	0	.167	3	6	0	.333

1964	Conference				Season			
	W	L	T	Pct.	W	L	T	Pct.
Michigan	6	1	0	.857	9	1	0	.900
Ohio State	5	1	0	.833	7	2	0	.778
Purdue	5	2	0	.714	6	3	0	.667
Illinois	4	3	0	.571	6	3	0	.667
Minnesota	4	3	0	.571	5	4	0	.556
Michigan State	3	3	0	.500	4	5	0	.444
Northwestern	2	5	0	.286	3	6	0	.333
Wisconsin	2	5	0	.286	3	6	0	.333
Iowa	1	5	0	.167	3	6	0	.333
Indiana	1	5	0	.167	2	7	0	.222

1965								
Michigan State	7	0	0	1.000	10	1	0	.909
Ohio State	6	1	0	.857	7	2	0	.778
Purdue	5	2	0	.714	7	2	1	.750
Minnesota	5	2	0	.714	5	4	1	.550
Illinois	4	3	0	.571	6	4	0	.600
Northwestern	3	4	0	.429	4	6	0	.400
Michigan	2	5	0	.286	4	6	0	.400
Wisconsin	2	5	0	.286	2	7	1	.250
Indiana	1	6	0	.143	2	8	0	.200
Iowa	0	7	0	.000	1	9	0	.100

1966								
Michigan State	7	0	0	1.000	9	0	1	.950
Purdue	6	1	0	.857	9	2	0	.818
Michigan	4	3	0	.571	6	4	0	.600
Illinois	4	3	0	.571	4	6	0	.400
Minnesota	3	3	1	.500	4	5	1	.450
Ohio State	3	4	0	.429	4	5	0	.444
Northwestern	2	4	1	.357	3	6	1	.350
Wisconsin	2	4	1	.357	3	6	1	.350
Indiana	1	5	1	.214	1	8	1	.150
Iowa	1	6	0	.143	2	8	0	.200

1967								
Indiana	6	1	0	.857	9	2	0	.818
Minnesota	6	1	0	.857	8	2	0	.800
Purdue	6	1	0	.857	8	2	0	.800
Ohio State	5	2	0	.714	6	3	0	.667
Illinois	3	4	0	.429	4	6	0	.400
Michigan	3	4	0	.429	4	6	0	.400
Michigan State	3	4	0	.429	3	7	0	.300
Northwestern	2	5	0	.286	3	7	0	.300
Iowa	0	6	1	.071	1	8	1	.150
Wisconsin	0	6	1	.071	0	9	1	.050

1968								
Ohio State	7	0	0	1.000	10	0	0	1.000
Michigan	6	1	0	.857	8	2	0	.800
Purdue	5	2	0	.714	8	2	0	.800
Minnesota	5	2	0	.714	6	4	0	.600
Indiana	4	3	0	.571	6	4	0	.600
Iowa	4	3	0	.571	5	5	0	.500
Michigan State	2	5	0	.286	5	5	0	.500
Illinois	1	6	0	.143	1	9	0	.100
Northwestern	1	6	0	.143	1	9	0	.100
Wisconsin	0	7	0	.000	0	10	0	.000

1969	Conference				Season			
	W	L	T	Pct.	W	L	T	Pct.
Michigan	6	1	0	.857	8	3	0	.727
Ohio State	6	1	0	.857	8	1	0	.889
Purdue	5	2	0	.714	8	2	0	.800
Minnesota	4	3	0	.571	4	5	1	.450
Indiana	3	4	0	.429	4	6	0	.400
Iowa	3	4	0	.429	5	5	0	.500
Northwestern	3	4	0	.429	3	7	0	.300
Wisconsin	3	4	0	.429	3	7	0	.300
Michigan State	2	5	0	.286	4	6	0	.400
Illinois	0	7	0	.000	0	10	0	.000

1970								
Ohio State	7	0	0	1.000	9	1	0	.900
Michigan	6	1	0	.857	9	1	0	.900
Northwestern	6	1	0	.857	6	4	0	.600
Iowa	3	3	1	.500	3	6	1	.350
Wisconsin	3	4	0	.429	4	5	1	.450
Michigan State	3	4	0	.429	4	6	0	.400
Minnesota	2	4	1	.357	3	6	1	.350
Purdue	2	5	0	.286	4	6	0	.400
Illinois	1	6	0	.143	3	7	0	.300
Indiana	1	6	0	.143	1	9	0	.100

1971								
Michigan	8	0	0	1.000	11	1	0	.917
Northwestern	6	3	0	.667	7	4	0	.636
Ohio State	5	3	0	.625	6	4	0	.600
Illinois	5	3	0	.625	5	6	0	.455
Michigan State	5	3	0	.625	6	5	0	.545
Wisconsin	3	5	0	.375	4	6	1	.405
Minnesota	3	5	0	.375	4	7	0	.364
Purdue	3	5	0	.375	3	7	0	.300
Indiana	2	6	0	.250	3	8	0	.273
Iowa	1	8	0	.111	1	10	0	.100

1972								
Michigan	7	1	0	.875	10	1	0	.909
Ohio State	7	1	0	.875	9	2	0	.818
Purdue	6	2	0	.750	6	5	0	.545
Michigan State	5	2	1	.688	5	5	1	.500
Minnesota	4	4	0	.500	4	7	0	.364
Indiana	3	5	0	.375	5	6	0	.455
Illinois	3	5	0	.375	3	8	0	.273
Iowa	2	6	1	.278	3	7	1	.318
Wisconsin	2	6	0	.250	4	7	0	.364
Northwestern	1	8	0	.111	2	9	0	.182

1973								
Ohio State	7	0	1	.938	10	0	1	.954
Michigan	7	0	1	.938	10	0	1	.954
Minnesota	6	2	0	.750	7	4	0	.636
Illinois	4	4	0	.500	5	6	0	.454
Michigan State	4	4	0	.500	5	6	0	.454
Purdue	4	4	0	.500	5	6	0	.454
Northwestern	4	4	0	.500	4	7	0	.363
Wisconsin	3	5	0					

ALL-TIME CONFERENCE STANDINGS

1974	Conference				Season			
	W	L	T	Pct.	W	L	T	Pct.
Ohio State	7	1	0	.875	10	2	0	.833
Michigan	7	1	0	.875	10	1	0	.909
Michigan State	6	1	1	.813	7	3	1	.682
Wisconsin	5	3	0	.625	7	4	0	.636
Illinois	4	3	1	.563	6	4	1	.590
Purdue	3	5	0	.375	4	6	1	.410
Minnesota	2	6	0	.250	4	7	0	.364
Iowa	2	6	0	.250	3	8	0	.273
Northwestern	2	6	0	.250	3	8	0	.273
Indiana	1	7	0	.125	1	10	0	.091

1975	Conference				Season			
	W	L	T	Pct.	W	L	T	Pct.
Ohio State	8	0	0	1.000	11	1	0	.917
Michigan	7	1	0	.875	8	2	2	.750
Michigan State	4	4	0	.500	7	4	0	.636
Illinois	4	4	0	.500	5	6	0	.455
Purdue	4	4	0	.500	4	7	0	.363
Wisconsin	3	4	1	.438	4	6	1	.409
Minnesota	3	5	0	.375	6	5	0	.545
Iowa	3	5	0	.375	3	8	0	.273
Northwestern	2	6	0	.250	3	8	0	.273
Indiana	1	6	1	.188	2	8	1	.227

1976	Conference				Season			
	W	L	T	Pct.	W	L	T	Pct.
Michigan	7	1	0	.875	10	2	0	.833
Ohio State	7	1	0	.875	9	2	1	.792
Minnesota	4	4	0	.500	6	5	0	.545
Purdue	4	4	0	.500	5	6	0	.455
Illinois	4	4	0	.500	5	6	0	.455
Indiana	4	4	0	.500	5	6	0	.455
Iowa	3	5	0	.375	5	6	0	.455
Wisconsin	3	5	0	.375	5	6	0	.455
Michigan State	3	5	0	.375	4	6	1	.409
Northwestern	1	7	0	.125	1	10	0	.091

1977	Conference				Season			
	W	L	T	Pct.	W	L	T	Pct.
Michigan	7	1	0	.875	10	2	0	.833
Ohio State	7	1	0	.875	9	3	0	.750
Michigan State	6	1	1	.813	7	3	1	.682
Indiana	4	3	1	.563	5	5	1	.500
Minnesota	4	4	0	.500	7	5	0	.583
Purdue	3	5	0	.375	5	6	0	.456
Iowa	3	5	0	.375	4	7	0	.364
Wisconsin	3	6	0	.333	5	6	0	.456
Illinois	2	6	0	.250	3	8	0	.273
Northwestern	1	8	0	.111	1	10	0	.091

1978	Conference				Season			
	W	L	T	Pct.	W	L	T	Pct.
Michigan	7	1	0	.875	10	2	0	.833
Michigan State	7	1	0	.875	8	3	0	.727
Purdue	6	1	1	.813	9	2	1	.792
Ohio State	6	2	0	.750	7	4	1	.625
Minnesota	4	4	0	.500	5	6	0	.455
Wisconsin	3	4	2	.444	5	4	2	.545
Indiana	3	5	0	.375	4	7	0	.364
Iowa	2	6	0	.250	2	9	0	.182
Illinois	0	6	2	.125	1	8	2	.182
Northwestern	0	8	1	.056	0	10	1	.046

1979	Conference				Season			
	W	L	T	Pct.	W	L	T	Pct.
Ohio State	8	0	0	1.000	11	1	0	.917
Purdue	7	1	0	.875	10	2	0	.833
Michigan	6	2	0	.750	8	4	0	.667
Indiana	5	3	0	.625	8	4	0	.667
Iowa	4	4	0	.500	5	6	0	.454
Minnesota	3	5	1	.389	4	6	1	.409
Michigan State	3	5	0	.375	5	6	0	.454
Wisconsin	3	5	0	.375	4	7	0	.373
Illinois	1	6	1	.188	2	8	1	.227
Northwestern	0	9	0	.000	1	10	0	.091

1980	Conference				Season			
	W	L	T	Pct.	W	L	T	Pct.
Michigan	8	0	0	1.000	10	2	0	.833
Ohio State	7	1	0	.875	9	3	0	.750
Purdue	7	1	0	.875	9	3	0	.750
Iowa	4	4	0	.500	4	7	0	.364
Minnesota	4	5	0	.444	5	6	0	.454
Indiana	3	5	0	.375	6	5	0	.545
Wisconsin	3	5	0	.375	4	7	0	.364
Illinois	3	5	0	.375	3	7	1	.318
Michigan State	2	6	0	.250	3	8	0	.273
Northwestern	0	9	0	.000	0	11	0	.000

1981	Conference				Season			
	W	L	T	Pct.	W	L	T	Pct.
Ohio State	6	2	0	.750	9	3	0	.750
Iowa	6	2	0	.750	8	4	0	.667
Michigan	6	3	0	.667	9	3	0	.750
Illinois	6	3	0	.667	7	4	0	.636
Wisconsin	6	3	0	.667	7	5	0	.583
Minnesota	4	5	0	.444	6	5	0	.545
Michigan State	4	5	0	.444	5	6	0	.454
Purdue	3	6	0	.333	5	6	0	.454
Indiana	3	6	0	.333	3	8	0	.272
Northwestern	0	9	0	.000	0	11	0	.000

1982	Conference				Season			
	W	L	T	Pct.	W	L	T	Pct.
Michigan	8	1	0	.889	8	4	0	.667
Ohio State	7	1	0	.875	9	3	0	.750
Iowa	6	2	0	.750	8	4	0	.667
Illinois	6	3	0	.667	7	5	0	.583
Wisconsin	5	4	0	.556	7	5	0	.583
Indiana	4	5	0	.444	5	6	0	.455
Purdue	3	6	0	.333	3	8	0	.273
Northwestern	2	7	0	.222	3	8	0	.273
Michigan State	2	7	0	.222	2	9	0	.181
Minnesota	1	8	0	.111	3	8	0	.273

1983	Conference				Season			
	W	L	T	Pct.	W	L	T	Pct.
Illinois	9	0	0	1.000	10	2	0	.833
Michigan	8	1	0	.889	9	3	0	.750
Iowa	7	2	0	.778	9	3	0	.750
Ohio State	6	3	0	.667	9	3	0	.750
Wisconsin	5	4	0	.556	7	4	0	.636
Purdue	3	5	1	.389	3	7	1	.358
Michigan State	2	6	1	.278	4	6	1	.409
Indiana	2	7	0	.222	3	8	0	.272
Northwestern	2	7	0	.222	2	9	0	.181
Minnesota	0	9	0	.000	1	10	0	.090

1984	Conference				Season			
	W	L	T	Pct.	W	L	T	Pct.
Ohio State	7	2	0	.778	9	3	0	.750
Illinois	6	3	0	.667	7	4	0	.636
Purdue	6	3	0	.667	7	5	0	.583
Iowa	5	3	1	.611	8	4	1	.654
Wisconsin	5	3	1	.611	7	4	1	.625
Michigan	5	4	0	.556	6	6	0	.500
Michigan State	5	4	0	.556	6	6	0	.500
Minnesota	3	6	0	.333	4	7	0	.364
Northwestern	2	7	0	.222	2	9	0	.182
Indiana	0	9	0	.000	0	11	0	.000

1985	Conference				Season			
	W	L	T	Pct.	W	L	T	Pct.
Iowa	7	1	0	.875	10	2	0	.833
Michigan	6	1	1	.813	10	1	1	.875
Illinois	5	2	1	.688	6	5	1	.542
Ohio State	5	3	0	.625	9	3	0	.750
Michigan State	5	3	0	.625	7	5	0	.583
Minnesota	4	4	0	.500	7	5	0	.583
Purdue	3	5	0	.375	5	6	0	.455
Wisconsin	2	6	0	.250	5	6	0	.455
Indiana	1	7	0	.125	4	7	0	.364
Northwestern	1	7	0	.125	3	8	0	.273

1986	Conference				Season			
	W	L	T	Pct.	W	L	T	Pct.
Michigan	7	1	0	.875	11	2	0	.846
Ohio State	7	1	0	.875	10	3	0	.769
Iowa	5	3	0	.625	9	3	0	.750
Minnesota	5	3	0	.625	6	6	0	.500
Michigan State	4	4	0	.500	6	5	0	.545
Indiana	3	5	0	.375	6	6	0	.500
Illinois	3	5	0	.375	4	7	0	.364
Northwestern	2	6	0	.250	4	7	0	.364
Purdue	2	6	0	.250	3	8	0	.273
Wisconsin	2	6	0	.250	3	9	0	.250

1987	Conference				Season			
	W	L	T	Pct.	W	L	T	Pct.
Michigan State	7	0	1	.938	9	2	1	.792
Iowa	6	2	0	.750	10	3	0	.769
Indiana	6	2	0	.750	8	4	0	.667
Michigan	5	3	0	.625	8	4	0	.667
Ohio State	4	4	0	.500	6	4	1	.591
Minnesota	3	5	0	.375	6	5		

ALL-TIME CONFERENCE STANDINGS

1989	Conference				Season			
	W	L	T	Pct.	W	L	T	Pct.
Michigan	8	0	0	1.000	10	2	0	.833
Illinois	7	1	0	.875	10	2	0	.833
Michigan State	6	2	0	.750	8	4	0	.667
Ohio State	6	2	0	.750	8	4	0	.667
Minnesota	4	4	0	.500	6	5	0	.545
Indiana	3	5	0	.375	5	6	0	.455
Iowa	3	5	0	.375	5	6	0	.455
Purdue	2	6	0	.250	3	8	0	.272
Wisconsin	1	7	0	.125	2	9	0	.182
Northwestern	0	8	0	.000	0	11	0	.000

1990	Conference				Season			
	W	L	T	Pct.	W	L	T	Pct.
Michigan	6	2	0	.750	9	3	0	.750
Michigan State	6	2	0	.750	8	3	1	.708
Illinois	6	2	0	.750	8	4	0	.667
Iowa	6	2	0	.750	8	4	0	.667
Ohio State	5	2	1	.688	7	4	1	.625
Minnesota	5	3	0	.625	6	5	0	.545
Indiana	3	4	1	.438	6	5	1	.542
Northwestern	1	7	0	.125	2	9	0	.182
Purdue	1	7	0	.125	2	9	0	.182
Wisconsin	0	8	0	.000	1	10	0	.090
Penn State	-	-	-	—	9	3	0	.750

1991	Conference				Season			
	W	L	T	Pct.	W	L	T	Pct.
Michigan	8	0	0	1.000	10	2	0	.833
Iowa	7	1	0	.875	10	1	1	.875
Ohio State	5	3	0	.625	8	4	0	.667
Indiana	5	3	0	.625	7	4	1	.625
Illinois	4	4	0	.500	6	6	0	.500
Purdue	3	5	0	.375	4	7	0	.364
Michigan State	3	5	0	.375	3	8	0	.273
Wisconsin	2	6	0	.250	5	6	0	.455
Northwestern	2	6	0	.250	3	8	0	.273
Minnesota	1	7	0	.125	2	9	0	.182
Penn State	-	-	-	—	11	2	0	.846

1992	Conference				Season			
	W	L	T	Pct.	W	L	T	Pct.
Michigan	6	0	2	.778	8	0	3	.864
Ohio State	5	2	1	.688	8	2	1	.773
Michigan State	5	3	0	.625	5	6	0	.455
Illinois	4	3	1	.563	6	4	1	.591
Iowa	4	4	0	.500	5	7	0	.417
Indiana	3	5	0	.375	5	6	0	.455
Wisconsin	3	5	0	.375	5	6	0	.455
Purdue	3	5	0	.375	4	7	0	.364
Northwestern	3	5	0	.375	3	8	0	.273
Minnesota	2	6	0	.250	2	9	0	.182
Penn State	-	-	-	—	7	5	0	.583

1993	Conference				Season			
	W	L	T	Pct.	W	L	T	Pct.
Ohio State	6	1	1	.813	10	1	1	.875
Wisconsin	6	1	1	.813	10	1	1	.875
Penn State	6	2	0	.750	10	2	0	.833
Indiana	5	3	0	.625	8	4	0	.667
Michigan	5	3	0	.625	8	4	0	.667
Illinois	5	3	0	.625	5	6	0	.455
Michigan State	4	4	0	.500	6	6	0	.500
Iowa	3	5	0	.375	6	6	0	.500
Minnesota	3	5	0	.375	4	7	0	.364
Northwestern	0	8	0	.000	2	9	0	.182
Purdue	0	8	0	.000	1	10	0	.091

1994	Conference				Season			
	W	L	T	Pct.	W	L	T	Pct.
Penn State	8	0	0	1.000	12	0	0	1.000
Ohio State	6	2	0	.750	9	4	0	.692
Michigan	5	3	0	.625	8	4	0	.667
Wisconsin	4	3	1	.563	7	4	1	.625
Illinois	4	4	0	.500	7	5	0	.583
Michigan State	4	4	0	.500	5	6	0	.455
Iowa	3	4	1	.438	5	5	1	.500
Indiana	3	5	0	.375	6	5	0	.545
Purdue	2	4	2	.375	4	5	2	.455
Northwestern	2	6	0	.250	3	7	1	.318
Minnesota	1	7	0	.125	3	8	0	.273

1995	Conference				Season			
	W	L	T	Pct.	W	L	T	Pct.
Northwestern	8	0	0	1.000	10	2	0	.833
Ohio State	7	1	0	.875	11	2	0	.846
Michigan	5	3	0	.625	9	4	0	.692
Penn State	5	3	0	.625	9	3	0	.750
Michigan State	4	3	1	.563	6	5	1	.542
Iowa	4	4	0	.500	8	4	0	.667
Illinois	3	4	1	.438	5	5	1	.500
Wisconsin	3	4	1	.438	4	5	2	.455
Purdue	2	5	1	.313	4	6	1	.409
Minnesota	1	7	0	.125	3	8	0	.273
Indiana	0	8	0	.000	2	9	0	.182

1996	Conference				Season			
	W	L	T	Pct.	W	L	T	Pct.
Ohio State	7	1		.875	11	1		.917
Northwestern	7	1		.875	9	3		.750
Penn State	6	2		.750	11	2		.846
Iowa	6	2		.750	9	3		.750
Michigan	5	3		.625	8	4		.667
Michigan State	5	3		.625	6	6		.500
Wisconsin	3	5		.375	8	5		.615
Purdue	2	6		.250	3	8		.273
Minnesota	1	7		.125	4	7		.364
Indiana	1	7		.125	3	8		.273
Illinois	1	7		.125	2	9		.182

1997	Conference			Season		
	W	L	Pct.	W	L	Pct.
Michigan	8	0	1.000	12	0	1.000
Ohio State	6	2	.750	10	3	.769
Penn State	6	2	.750	9	3	.750
Purdue	6	2	.750	9	3	.750
Wisconsin	5	3	.625	8	5	.615
Iowa	4	4	.500	7	5	.583
Michigan State	4	4	.500	7	5	.583
Northwestern	3	5	.375	5	7	.416
Minnesota	1	7	.125	3	9	.250
Indiana	1	7	.125	2	9	.250
Illinois	0	8	.000	0	11	.000

1998	Conference			Season		
	W	L	Pct.	W	L	Pct.
Ohio State	7	1	.875	11	1	.917
Wisconsin	7	1	.875	11	1	.917
Michigan	7	1	.875	10	3	.769
Purdue	6	2	.750	9	4	.692
Penn State	5	3	.625	9	3	.750
Michigan State	4	4	.500	6	6	.500
Minnesota	2	6	.250	5	6	.455
Indiana	2	6	.250	4	7	.364
Illinois	2	6	.250	3	8	.273
Iowa	2	6	.250	3	8	.273
Northwestern	0	8	.000	3	9	.250

1999	Conference			Season		
	W	L	Pct.	W	L	Pct.
Wisconsin	7	1	.875	10	2	.833
Michigan	6	2	.750	10	2	.833
Michigan State	6	2	.750	10	2	.833
Minnesota	5	3	.625	8	4	.667
Penn State	5	3	.625	10	3	.769
Illinois	4	4	.500	8	4	.667
Purdue	4	4	.500	7	5	.583
Ohio State	3	5	.375	6	6	.500
Indiana	3	5	.375	4	7	.364
Northwestern	1	7	.125	3	8	.273
Iowa	0	8	.000	1	10	.091

2000	Conference			Season		
	W	L	Pct.	W	L	Pct.
Purdue	6	2	.750	8	4	.667
Michigan	6	2	.750	9	3	.750
Northwestern	6	2	.750	8	4	.667
Ohio State	5	3	.625	8	4	.667
Minnesota	4	4	.500	6	6	.500
Penn State	4	4	.500	5	7	.417
Wisconsin	4	4	.500	9	4	.692
Iowa	3	5	.375	3	9	.250
Illinois	2	6	.250	5	6	.455
Indiana	2	6	.250	3	8	.273
Michigan State	2	6	.250	5	6	.455

ALL-TIME CONFERENCE STANDINGS

	Conference			Season		
2001						
Illinois	7	1	.875	10	2	.833
Michigan	6	2	.750	8	4	.667
Ohio State	5	3	.625	7	5	.583
Iowa	4	4	.500	7	5	.583
Purdue	4	4	.500	6	6	.500
Penn State	4	4	.500	5	6	.455
Indiana	4	4	.500	5	6	.455
Michigan State	3	5	.375	7	5	.583
Wisconsin	3	5	.375	5	7	.417
Northwestern	2	6	.250	4	7	.364
Minnesota	2	6	.250	4	7	.364

2002						
Ohio State	8	0	1.000	14	0	1.000
Iowa	8	0	1.000	11	2	.846
Michigan	6	2	.750	10	3	.769
Penn State	5	3	.625	9	4	.692
Purdue	4	4	.500	7	6	.538
Illinois	4	4	.500	5	7	.417
Minnesota	3	5	.375	8	5	.615
Wisconsin	2	6	.250	8	6	.571
Michigan State	2	6	.250	4	8	.333
Indiana	1	7	.125	3	9	.250
Northwestern	1	7	.125	3	9	.250

2003						
Michigan	7	1	.875	10	3	.769
Ohio State	6	2	.750	11	2	.846
Purdue	6	2	.750	9	4	.692
Iowa	5	3	.625	10	3	.769
Minnesota	5	3	.625	10	3	.769
Michigan State	5	3	.625	8	5	.615
Wisconsin	4	4	.500	7	6	.538
Northwestern	4	4	.500	6	7	.462
Penn State	1	7	.125	3	9	.250
Indiana	1	7	.125	2	10	.167
Illinois	0	8	.000	1	11	.083

	W	L	Pct.	W	L	Pct.
2004						
Michigan	7	1	.875	9	3	.750
Iowa	7	1	.875	10	2	.833
Wisconsin	6	2	.750	9	3	.750
Northwestern	5	3	.625	6	6	.500
Ohio State	4	4	.500	8	4	.667
Purdue	4	4	.500	7	5	.583
Michigan State	4	4	.500	5	7	.417
Minnesota	3	5	.375	7	5	.583
Penn State	2	6	.250	4	7	.364
Illinois	1	7	.125	3	8	.273
Indiana	1	7	.125	3	8	.273

2005						
Penn State	7	1	.875	11	1	.917
Ohio State	7	1	.875	10	2	.833
Wisconsin	5	3	.625	10	3	.769
Michigan	5	3	.625	7	5	.583
Northwestern	5	3	.625	7	5	.583
Iowa	5	3	.625	7	5	.583
Minnesota	4	4	.500	7	5	.583
Purdue	3	5	.375	5	6	.455
Michigan State	2	6	.250	5	6	.455
Indiana	1	7	.125	4	7	.364
Illinois	0	8	.000	2	9	.182

	Conference			Season		
2006						
Ohio State	8	0	1.000	12	1	.923
Michigan	7	1	.875	11	2	.846
Wisconsin	7	1	.875	12	1	.923
Penn State	5	3	.625	9	4	.692
Purdue	5	3	.625	8	6	.571
Minnesota	3	5	.375	6	7	.462
Indiana	3	5	.375	5	7	.417
Northwestern	2	6	.250	4	8	.333
Iowa	2	6	.250	6	7	.462
Illinois	1	7	.125	2	10	.167
Michigan State	1	7	.125	4	8	.333

2007						
Ohio State	7	1	.875	11	2	.846
Illinois	6	2	.750	9	4	.692
Michigan	6	2	.750	9	4	.692
Wisconsin	5	3	.625	9	4	.692
Penn State	4	4	.500	9	4	.692
Iowa	4	4	.500	6	6	.500
Purdue	3	5	.375	8	5	.615
Indiana	3	5	.375	7	6	.538
Michigan State	3	5	.375	7	6	.538
Northwestern	3	5	.375	6	6	.500
Minnesota	0	8	.000	1	11	.083

2008						
Penn State	7	1	.875	11	2	.846
Ohio State	7	1	.875	10	3	.769
Michigan State	6	2	.750	9	4	.692
Iowa	5	3	.625	9	4	.692
Northwestern	5	3	.625	9	4	.692
Minnesota	3	5	.375	7	6	.538
Wisconsin	3	5	.375	7	6	.538
Illinois	3	5	.375	5	7	.417
Purdue	2	6	.250	4	8	.333
Michigan	2	6	.250	3	9	.250
Indiana	1	7	.125	3	9	.250

	W	L	Pct.	W	L	Pct.
2009						
Ohio State	7	1	.875	11	2	.846
Iowa	6	2	.750	11	2	.846
Penn State	6	2	.750	11	2	.846
Wisconsin	5	3	.625	10	3	.769
Northwestern	5	3	.625	8	5	.615
Michigan State	4	4	.500	6	7	.462
Purdue	4	4	.500	5	7	.417
Minnesota	3	5	.375	6	7	.462
Illinois	2	6	.250	3	9	.250
Michigan	1	7	.125	5	7	.417
Indiana	1	7	.125	4	8	.333

	W	L	Pct.	W	L	Pct.
2010						
>Ohio State	0	1	.000	0	1	.000
Michigan State	7	1	.875	11	2	.846
Wisconsin	7	1	.875	11	2	.846
Iowa	4	4	.500	8	5	.615
Penn State	4	4	.500	7	6	.538
Illinois	4	4	.500	7	6	.538
Michigan	3	5	.375	7	6	.538
Northwestern	3	5	.375	7	6	.538
Purdue	2	6	.250	4	8	.333
Minnesota	2	6	.250	3	9	.250
Indiana	1	7	.125	5	7	.417

	Conference			Season		
2011						
Legends Division						
Michigan State	7	1	.875	11	3	.786
Michigan	6	2	.750	11	2	.846
Nebraska	5	3	.625	9	4	.692
Iowa	4	4	.500	7	6	.538
Northwestern	3	5	.375	6	7	.462
Minnesota	2	6	.250	3	9	.250
Leaders Division						
Wisconsin	6	2	.750	11	3	.786
Penn State	6	2	.750	9	4	.692
Purdue	4	4	.500	7	6	.538
Ohio State	3	5	.375	6	7	.462
Illinois	2	6	.250	7	6	.538
Indiana	0	8	.000	1	11	.083

2012						
Legends Division						
Nebraska	7	1	.875	10	4	.714
Michigan	6	2	.750	8	5	.615
Northwestern	5	3	.625	10	3	.769
Michigan State	3	5	.375	7	6	.538
Minnesota	2	6	.250	6	7	.462
Iowa	2	6	.250	4	8	.333
Leaders Division						
Ohio State	8	0	1.000	12	0	1.000
Penn State	6	2	.750	8	4	.667
Wisconsin	4	4	.500	8	6	.571
Purdue	3	5	.375	6	7	.462
Indiana	2	6	.250	4	8	.333
Illinois	0	8	.000	2	10	.167

	W	L	Pct.	W	L	Pct.
2013						
Legends Division						
Michigan State	8	0	1.000	13	1	.928
Iowa	5	3	.625	8	5	.615
Nebraska	5	3	.625	9	4	.692
Minnesota	4	4	.500	8	5	.615
Michigan	3	5	.375	7	6	.538
Northwestern	1	7	.125	5	7	.417
Leaders Division						
Ohio State	8	0	1.000	12	2	.857
Wisconsin	6	2	.750	9	4	.692
Penn State	4	4	.500	7	5	.583
Indiana	3	5	.375	5	7	.417
Illinois	1	7	.125	4	8	.333
Purdue	0	8	.000	1	11	.083

>Wins from the 2010 season were vacated.

ALL-TIME CONFERENCE STANDINGS

2014		Season	Conference	2015		Season	Conference
East Division							
Ohio State	14	1	.933	8	0	1.000	
Michigan State	11	2	.846	7	1	.875	
Maryland	7	6	.538	4	4	.500	
Rutgers	8	5	.615	3	5	.375	
Michigan	5	7	.417	3	5	.375	
Penn State	7-	6	.538	2	6	.250	
Indiana	4	8	.333	1	7	.125	
West Division							
Wisconsin*	11	3	.786	7	1	.875	
Nebraska	9	4	.692	5	3	.625	
Minnesota	8	5	.615	5	3	.625	
Iowa	7	6	.538	4	4	.500	
Illinois	6	7	.462	3	5	.375	
Northwestern	5	7	.417	3	5	.375	
Purdue	3	9	.250	1	7	.125	
2016							
East Division							
Penn State	11	3	.786	8	1	.889	
Ohio State	11	2	.846	8	1	.889	
Michigan	10	3	.769	7	2	.778	
Indiana	6	7	.462	4	5	.444	
Maryland	6	7	.462	3	6	.333	
Michigan State	3	9	.250	1	8	.111	
Rutgers	2	10	.167	0	9	.000	
West Division							
Wisconsin	11	3	.786	7	2	.778	
Iowa	8	5	.615	6	3	.667	
Nebraska	9	4	.692	6	3	.667	
Minnesota	9	4	.692	5	4	.556	
Northwestern	7	6	.538	5	4	.556	
Illinois	3	9	.250	2	7	.222	
Purdue	3	9	.250	1	8	.111	

ALL-TIME BIG TEN CHAMPIONSHIPS

Team	Outright	Shared	Total	Team	Outright	Shared	Total
Michigan	16	26	42	Michigan State	5	4	9
OHIO STATE	19	>16	>35	Northwestern	2	6	8
Minnesota	7	11	18	Purdue	1	7	8
Illinois	8	7	15	Chicago	6	1	7
Wisconsin	8	6	14	Penn State	2	2	4
Iowa	4	7	11	Indiana	1	1	2

>Wins/title from the 2010 season were vacated.

YEARLY WIRE SERVICE POLLS

WHEN OHIO STATE IS RANKED NO. 1 (74-12-1)

OSU	OPP	Location	Opponent	Date	Result	Score
1	nr	H	Purdue	10/17/42	W	26-0
1	nr	A	Michigan	10/24/42	W	20-6
1	6	A	Wisconsin	10/31/42	L	7-17
1	8	A	Illinois	11/18/50	L	7-14
1	nr	A	Northwestern	10/30/54	W	14-7
1	12	H	Michigan	11/20/54	W	21-7
1	17	N	Southern California	1/1/55	W	20-7
1	20	H	Southern Methodist	9/27/58	W	23-20
1	nr	A	UCLA	10/6/62	L	7-9
1	nr	H	Wisconsin	10/24/64	W	28-3
1	nr	A	Iowa	10/31/64	W	21-19
1	2	N	Southern California	1/1/69	W	27-16
1	nr	H	Texas Christian	9/27/69	W	62-0
1	nr	A	Washington	10/4/69	W	41-14
1	19	H	Michigan State	10/11/69	W	54-21
1	nr	A	Minnesota	10/18/69	W	34-7
1	nr	H	Illinois	10/25/69	W	41-0
1	nr	A	Northwestern	11/1/69	W	35-6
1	nr	H	Wisconsin	11/8/69	W	62-7
1	10	H	Purdue	11/15/69	W	42-14
1	12	A	Michigan	11/22/69	L	12-24
1	nr	H	Texas A&M	9/26/70	W	56-13
1	nr	H	Duke	10/3/70	W	34-10
1	nr	A	Michigan State	10/10/70	W	29-0
1	nr	H	Minnesota	10/17/70	W	28-8
1	nr	A	Illinois	10/24/70	W	48-29
1	nr	H	Washington State	10/6/73	W	27-3
1	nr	A	Wisconsin	10/13/73	W	24-0
1	nr	A	Indiana	10/20/73	W	37-7
1	nr	H	Northwestern	10/27/73	W	60-0
1	nr	A	Illinois	11/3/73	W	30-0
1	nr	H	Michigan State	11/10/73	W	35-0
1	nr	H	Iowa	11/17/73	W	55-13
1	4	A	Michigan	11/24/73	T	10-10
1	nr	H	Southern Methodist	9/28/74	W	28-9
1	nr	A	Washington State	10/5/74	W	42-7
1	13	H	Wisconsin	10/12/74	W	52-7
1	nr	H	Indiana	10/19/74	W	49-9
1	nr	A	Northwestern	10/26/74	W	55-7
1	nr	H	Illinois	11/2/74	W	49-7
1	nr	A	Michigan State	11/9/74	L	13-16
1	nr	H	Iowa	10/11/75	W	49-0
1	nr	H	Wisconsin	10/18/75	W	56-0
1	nr	A	Purdue	10/25/75	W	35-6
1	nr	H	Indiana	11/1/75	W	24-14
1	nr	A	Illinois	11/8/75	W	40-3
1	nr	H	Minnesota	11/15/75	W	38-6
1	4	H	Michigan	11/22/75	W	21-14
1	11	N	UCLA	1/1/76	L	10-23
1	3	N	Southern California	1/1/80	L	16-17
1	nr	H	Syracuse	9/13/80	W	31-21
1	11	A	West Virginia	9/5/98	W	34-17
1	nr	H	Toledo	9/12/98	W	49-0
1	21	H	Missouri	9/19/98	W	35-14
1	7	H	Penn State	10/3/98	W	28-9
1	nr	A	Illinois	10/10/98	W	41-0
1	nr	H	Minnesota	10/17/98	W	45-15
1	nr	A	Northwestern	10/24/98	W	36-10
1	nr	A	Indiana	10/31/98	W	38-7

OSU	OPP	Location	Opponent	Date	Result	Score
1	nr	H	Michigan State	11/7/98	L	24-28
1	nr	H	Northern Illinois	9/2/06	W	35-12
1	2	A	Texas	9/9/06	W	24-7
1	nr	H	Cincinnati	9/16/06	W	37-7
1	24	H	Penn State	9/23/06	W	28-6
1	13	A	Iowa	9/30/06	W	38-17
1	nr	H	Bowling Green	10/7/06	W	35-7
1	nr	A	Michigan State	10/17/06	W	38-7
1	nr	H	Indiana	10/21/06	W	44-3
1	nr	H	Minnesota	10/28/06	W	44-0
1	nr	A	Illinois	11/4/06	W	17-10
1	nr	A	Northwestern	11/11/06	W	54-10
1	2	H	Michigan	11/18/06	W	42-39
1	2	N	Florida	1/08/07	L	14-41
1	nr	H	Michigan State	10/20/07	W	24-17
1	25	A	Penn State	10/27/07	W	37-17
1	nr	H	Illinois	11/10/07	L	21-28
1	2	N	LSU	1/7/08	L	24-38
1	nr	A	Wisconsin	10/16/10	L	18-31
1	nr	A	Virginia Tech	9/7/15	W	42-24
1	nr	H	Hawaii	9/12/15	W	38-0
1	nr	H	Northern Illinois	9/19/15	W	20-13
1	nr	H	Western Michigan	9/26/15	W	38-12
1	nr	A	Indiana	10/3/15	W	34-27
1	nr	H	Maryland	10/10/15	W	49-28
1	nr	H	Penn State	10/17/15	W	38-10
1	nr	A	Rutgers	10/24/15	W	49-7

WHEN OPPONENT IS RANKED NO. 1 (5-9)

NR	1	A	Cornell	10/26/40	L	21-7
NR	1	A	Michigan	11/27/47	L	21-0
18	1	H	Michigan	11/20/48	L	13-3
7	1	H	Michigan State	10/6/51	L	24-20
NR	1	H	Wisconsin	10/11/52	W	23-14
NR	1	H	Michigan State	10/15/66	L	11-8
4	1	H	Purdue	10/12/68	W	13-0
3	1	N	Southern California	1/1/73	L	42-17
8	1	H	Iowa	11/2/85	W	22-13
21	1	A	Penn State	10/29/94	L	63-14
4	1	A	Michigan	11/22/97	L	20-14
2	1	N	Miami (Fla.)	1/3/03	W	31-24
5	1	A	Southern California	9/13/08	L	35-3
4	1	N	Alabama	1/1/15	W	42-35

When Ohio State is ranked in the Top 10356-82-9

When Ohio State is ranked against opponents.....485-142-14

When both teams are ranked 128-89-10

When opponent is ranked in the Top 10 76-54-8

When opponent is ranked against Ohio State147-114-12

YEARLY WIRE SERVICE POLLS

Associated Press 1936

1. Minnesota
2. LSU
3. Pitt
4. Alabama
5. Washington
6. Santa Clara
7. Northwestern
8. Notre Dame
9. Nebraska
10. Penn

Associated Press 1937

1. Pitt
2. California
3. Fordham
4. Alabama
5. Minnesota
6. Villanova
7. Dartmouth
8. LSU
9. Notre Dame
10. Santa Clara
13. OHIO STATE

Associated Press 1938

1. TCU
2. Tennessee
3. Duke
4. Oklahoma
5. Notre Dame
6. Carnegie Tech
7. USC
8. Pitt
9. Holy Cross
10. Minnesota

Associated Press 1939

1. Texas A&M
2. Tennessee
3. USC
4. Cornell
5. Tulane
6. Missouri
7. UCLA
8. Duke
9. Iowa
10. Duquesne
15. OHIO STATE

Associated Press 1940

1. Minnesota
2. Stanford
3. Michigan
4. Tennessee
5. Boston College
6. Texas A&M
7. Northwestern
8. Nebraska
9. Mississippi State
10. Washington

Associated Press 1941

1. Minnesota
2. Duke
3. Notre Dame
4. Texas
5. Michigan
6. Fordham
7. Missouri
8. Duquesne
9. Texas A&M
10. Navy
13. OHIO STATE

Associated Press 1942

1. OHIO STATE
2. Georgia
3. Wisconsin
4. Tulsa
5. Georgia Tech
6. Notre Dame
7. Tennessee
8. Boston College
9. Michigan
10. Alabama

Associated Press 1943

1. Notre Dame
2. Iowa Pre-Flight
3. Michigan
4. Navy
5. Purdue
6. Great Lakes
7. Duke
8. Del Monte P.
9. Northwestern
10. March Field

Associated Press 1944

1. Army
2. OHIO STATE
3. Randolph Field
4. Navy
5. Bainbridge
6. Iowa Pre-Flight
7. USC
8. Michigan
9. Notre Dame
10. 4th AAF

Associated Press 1945

1. Army
2. Alabama
3. Navy
4. Indiana
5. Oklahoma State
6. Michigan
7. St. Mary's
8. Penn
9. Notre Dame
10. Texas
14. OHIO STATE

Associated Press 1946

1. Notre Dame
2. Army
3. Georgia
4. UCLA
5. Illinois
6. Michigan
7. Tennessee
8. LSU
9. North Carolina
10. Rice

Associated Press 1947

1. Notre Dame
2. Michigan
3. SMU
4. Penn State
5. Texas
6. Alabama
7. Penn
8. USC
9. North Carolina
10. Georgia Tech

Associated Press 1948

1. Michigan
2. Notre Dame
3. North Carolina
4. California
5. Oklahoma
6. Army
7. Northwestern
8. Georgia
9. Oregon
10. SMU

Associated Press 1949

1. Notre Dame
2. Oklahoma
3. California
4. Army
5. Rice
6. OHIO STATE
7. Michigan
8. Minnesota
9. LSU
10. Pacific

United Press**International 1950**

1. Oklahoma
2. Texas
3. Tennessee
4. California
5. Army
6. Michigan
7. Kentucky
8. Princeton
9. Michigan State
10. OHIO STATE

Associated Press 1950

1. Oklahoma
2. Army
3. Texas
4. Tennessee
5. California
6. Princeton
7. Kentucky
8. Michigan State
9. Michigan
10. Clemson
14. OHIO STATE

United Press**International 1951**

1. Tennessee
2. Michigan State
3. Illinois
4. Maryland
5. Georgia Tech
6. Princeton
7. Stanford
8. Wisconsin
9. Baylor
10. TCU

Associated Press 1951

1. Tennessee
2. Michigan State
3. Maryland
4. Illinois
5. Georgia Tech
6. Princeton
7. Stanford
8. Wisconsin
9. Baylor
10. Oklahoma

United Press**International 1952**

1. Michigan State
2. Georgia Tech
3. Notre Dame
4. Oklahoma
5. USC
6. UCLA
7. Mississippi
8. Tennessee
9. Alabama
10. Wisconsin
15. OHIO STATE

Associated Press 1952

1. Michigan State
2. Georgia Tech
3. Notre Dame
4. Oklahoma
5. USC
6. UCLA
7. Mississippi
8. Tennessee
9. Alabama
10. Texas
17. OHIO STATE

United Press**International 1953**

1. Maryland
2. Notre Dame
3. Michigan State
4. UCLA
5. Oklahoma
6. Rice
7. Illinois
8. Texas
9. Georgia Tech
10. Iowa
20. OHIO STATE

Associated Press 1953

1. Maryland
2. Notre Dame
3. Michigan State
4. Oklahoma
5. UCLA
6. Rice
7. Illinois
8. Georgia Tech
9. Iowa
10. West Virginia

United Press**International 1954**

1. UCLA
2. OHIO STATE
3. Oklahoma
4. Notre Dame
5. Navy
6. Mississippi
7. Army
8. Arkansas
9. Miami (Fl.)
10. Wisconsin

Associated Press 1954

1. OHIO STATE
2. UCLA
3. Oklahoma
4. Notre Dame
5. Navy
6. Mississippi
7. Army
8. Maryland
9. Wisconsin
10. Arkansas

YEARLY WIRE SERVICE POLLS

United Press**International 1955**

1. Oklahoma
2. Michigan State
3. Maryland
4. UCLA
5. TCU
6. OHIO STATE
7. Georgia Tech
8. Notre Dame
9. Mississippi
10. Auburn

Associated Press 1955

1. Oklahoma
2. Michigan State
3. Maryland
4. UCLA
5. OHIO STATE
6. TCU
7. Georgia Tech
8. Auburn
9. Notre Dame
10. Mississippi

United Press**International 1956**

1. Oklahoma
2. Tennessee
3. Iowa
4. Georgia Tech
5. Texas A&M
6. Miami (Fla.)
7. Michigan
8. Syracuse
9. Minnesota
10. Michigan State

Associated Press 1956

1. Oklahoma
2. Tennessee
3. Iowa
4. Georgia Tech
5. Texas A&M
6. Miami (Fla.)
7. Michigan
8. Syracuse
9. Michigan State
10. Oregon State
15. OHIO STATE

United Press**International 1957**

1. OHIO STATE
2. Auburn
3. Michigan State
4. Oklahoma
5. Iowa
6. Navy
7. Rice
8. Mississippi
9. Notre Dame
10. Texas A&M

Associated Press 1957

1. Auburn
2. OHIO STATE
3. Michigan State
4. Oklahoma
5. Navy
6. Iowa
7. Mississippi
8. Rice
9. Texas A&M
10. Notre Dame

United Press**International 1958**

1. LSU
2. Iowa
3. Army
4. Auburn
5. Oklahoma
6. Wisconsin
7. OHIO STATE
8. Air Force
9. TCU
10. Syracuse

Associated Press 1958

1. LSU
2. Iowa
3. Army
4. Auburn
5. Oklahoma
6. Air Force
7. Wisconsin
8. OHIO STATE
9. Syracuse
10. TCU

United Press**International 1959**

1. Syracuse
2. Mississippi
3. LSU
4. Texas
5. Georgia
6. Wisconsin
7. Washington
8. TCU
9. Arkansas
10. Penn State

Associated Press 1959

1. Syracuse
2. Mississippi
3. LSU
4. Texas
5. Georgia
6. Wisconsin
7. TCU
8. Washington
9. Arkansas
10. Alabama

United Press**International 1960**

1. Minnesota
2. Iowa
3. Mississippi
4. Missouri
5. Washington
6. Navy
7. Arkansas
8. OHIO STATE
9. Kansas
10. Alabama

Associated Press 1960

1. Minnesota
2. Mississippi
3. Iowa
4. Navy
5. Missouri
6. Washington
7. Arkansas
8. OHIO STATE
9. Alabama
10. Duke

United Press**International 1961**

1. Alabama
2. OHIO STATE
3. LSU
4. Texas
5. Mississippi
6. Minnesota
7. Colorado
8. Arkansas
9. Michigan State
10. Utah State

Associated Press 1961

1. Alabama
2. OHIO STATE
3. Texas
4. LSU
5. Mississippi
6. Minnesota
7. Colorado
8. Michigan State
9. Arkansas
10. Utah State

United Press**International 1962**

1. USC
2. Wisconsin
3. Mississippi
4. Texas
5. Alabama
6. Arkansas
7. Oklahoma
8. LSU
9. Penn State
10. Minnesota
13. OHIO STATE

Associated Press 1962

1. USC
2. Wisconsin
3. Mississippi
4. Texas
5. Alabama
6. Arkansas
7. LSU
8. Oklahoma
9. Penn State
10. Minnesota

United Press**International 1963**

1. Texas
2. Navy
3. Pitt
4. Illinois
5. Nebraska
6. Auburn
7. Mississippi
8. Oklahoma
9. Alabama
10. Michigan State

Associated Press 1963

1. Texas
2. Navy
3. Illinois
4. Pitt
5. Auburn
6. Nebraska
7. Mississippi
8. Alabama
9. Michigan State
10. Oklahoma

United Press**International 1964**

1. Alabama
2. Arkansas
3. Notre Dame
4. Michigan
5. Texas
6. Nebraska
7. LSU
8. Oregon State
9. OHIO STATE
10. USC

Associated Press 1964

1. Alabama
2. Arkansas
3. Notre Dame
4. Michigan
5. Texas
6. Nebraska
7. LSU
8. Oregon State
9. OHIO STATE
10. USC

United Press**International 1965**

1. Michigan State
2. Arkansas
3. Nebraska
4. Alabama
5. UCLA
6. Missouri
7. Tennessee
8. Notre Dame
9. USC
10. Texas Tech
11. OHIO STATE

Associated Press 1965

1. Alabama
2. Michigan State
3. Arkansas
4. UCLA
5. Nebraska
6. Missouri
7. Tennessee
8. LSU
9. Notre Dame
10. USC

United Press**International 1966**

1. Notre Dame
2. Michigan State
3. Alabama
4. Georgia
5. UCLA
6. Purdue
7. Nebraska
8. Georgia Tech
9. SMU
10. Miami (Fla.)

Associated Press 1966

1. Notre Dame
2. Michigan State
3. Alabama
4. Georgia
5. UCLA
6. Nebraska
7. Purdue
8. Georgia Tech
9. Miami (Fla.)
10. SMU

YEARLY WIRE SERVICE POLLS

United Press**International 1967**

1. USC
2. Tennessee
3. Oklahoma
4. Notre Dame
5. Wyoming
6. Indiana
7. Alabama
8. Oregon State
9. Purdue
10. UCLA

Associated Press 1967

1. USC
2. Tennessee
3. Oklahoma
4. Indiana
5. Notre Dame
6. Wyoming
7. Oregon State
8. Alabama
9. Purdue
10. Penn State

United Press**International 1968**

1. OHIO STATE
2. USC
3. Penn State
4. Georgia
5. Texas
6. Kansas
7. Tennessee
8. Notre Dame
9. Arkansas
10. Oklahoma

Associated Press 1968

1. OHIO STATE
2. Penn State
3. Texas
4. USC
5. Notre Dame
6. Arkansas
7. Georgia
8. Missouri
9. Purdue

United Press**International 1969**

1. Texas
2. Penn State
3. Arkansas
4. USC
5. OHIO STATE
6. Missouri
7. LSU
8. Michigan
9. Notre Dame
10. UCLA

Associated Press 1969

1. Texas
2. Penn State
3. USC
4. OHIO STATE
5. Notre Dame
6. Missouri
7. Arkansas
8. Mississippi
9. Michigan
10. LSU

United Press**International 1970**

1. Texas
2. OHIO STATE
3. Nebraska
4. Tennessee
5. Notre Dame
6. LSU
7. Michigan
8. Arizona State
9. Auburn
10. Stanford

Associated Press 1970

1. Nebraska
2. Notre Dame
3. Texas
4. Tennessee
5. OHIO STATE
6. Arizona State
7. LSU
8. Stanford
9. Michigan
10. Auburn

United Press**International 1971**

1. Nebraska
2. Alabama
3. Oklahoma
4. Michigan
5. Auburn
6. Arizona State
7. Colorado
8. Georgia
9. Tennessee
10. LSU

Associated Press 1971

1. Nebraska
2. Oklahoma
3. Colorado
4. Alabama
5. Penn State
6. Michigan
7. Georgia
8. Arizona State
9. Tennessee
10. Stanford

United Press**International 1972**

1. USC
2. Oklahoma
3. OHIO STATE
4. Alabama
5. Texas
6. Michigan
7. Auburn
8. Penn State
9. Nebraska
10. LSU

Associated Press 1972

1. USC
2. Oklahoma
3. Texas
4. Nebraska
5. Auburn
6. Michigan
7. Alabama
8. Tennessee
9. OHIO STATE
10. Penn State

United Press**International 1973**

1. Alabama
2. Oklahoma
3. OHIO STATE
4. Notre Dame
5. Penn State
6. Michigan
7. USC
8. Texas
9. UCLA
10. Arizona State

Associated Press 1973

1. Notre Dame
2. OHIO STATE
3. Oklahoma
4. Alabama
5. Penn State
6. Michigan
7. Nebraska
8. USC
9. Arizona State
10. Houston

United Press**International 1974**

1. USC
2. Alabama
3. OHIO STATE
4. Notre Dame
5. Michigan
6. Auburn
7. Penn State
8. Nebraska
9. North Carolina St
10. Miami (Ohio)

Associated Press 1974

1. Oklahoma
2. USC
3. Michigan
4. OHIO STATE
5. Alabama
6. Notre Dame
7. Penn State
8. Auburn
9. Nebraska
10. Miami (Ohio)

United Press**International 1975**

1. Oklahoma
2. Arizona State
3. Alabama
4. OHIO STATE
5. UCLA
6. Arkansas
7. Texas
8. Michigan
9. Nebraska
10. Penn State

Associated Press 1975

1. Oklahoma
2. Arizona State
3. Alabama
4. OHIO STATE
5. UCLA
6. Texas
7. Arkansas
8. Michigan
9. Nebraska
10. Penn State

United Press**International 1976**

1. Pitt
2. USC
3. Michigan
4. Houston
5. OHIO STATE
6. Oklahoma
7. Nebraska
8. Texas A&M
9. Alabama
10. Georgia

Associated Press 1976

1. Pitt
2. USC
3. Michigan
4. Houston
5. Oklahoma
6. OHIO STATE
7. Texas A&M
8. Maryland
9. Nebraska
10. Georgia

United Press**International 1977**

1. Notre Dame
2. Alabama
3. Arkansas
4. Penn State
5. Texas
6. Oklahoma
7. Pitt
8. Michigan
9. Washington
10. Nebraska
12. OHIO STATE

Associated Press 1977

1. Notre Dame
2. Alabama
3. Arkansas
4. Texas
5. Penn State
6. Kentucky
7. Oklahoma
8. Pitt
9. Michigan
10. Washington
11. OHIO STATE

YEARLY WIRE SERVICE POLLS

**United Press
International 1978**

1. USC
2. Alabama
3. Oklahoma
4. Penn State
5. Michigan
6. Notre Dame
7. Clemson
8. Nebraska
9. Texas
10. Arkansas

Associated Press 1978

1. Alabama
2. USC
3. Oklahoma
4. Penn State
5. Michigan
6. Clemson
7. Notre Dame
8. Nebraska
9. Texas
10. Houston

**United Press
International 1979**

1. Alabama
2. USC
3. Oklahoma
4. OHIO STATE
5. Houston
6. Pitt
7. Nebraska
8. Florida
9. Arkansas
10. Purdue

Associated Press 1979

1. Alabama
2. USC
3. Oklahoma
4. OHIO STATE
5. Houston
6. Florida State
7. Pitt
8. Arkansas
9. Nebraska
10. Purdue

**United Press
International 1980**

1. Georgia
2. Pitt
3. Oklahoma
4. Michigan
5. Florida State
6. Alabama
7. Nebraska
8. Penn State
9. North Carolina
10. Notre Dame
15. OHIO STATE

Associated Press 1980

1. Georgia
2. Pitt
3. Oklahoma
4. Michigan
5. Florida State
6. Alabama
7. Nebraska
8. Penn State
9. Notre Dame
10. North Carolina
15. OHIO STATE

**United Press
International 1981**

1. Clemson
2. Pitt
3. Penn State
4. Texas
5. Georgia
6. Alabama
7. Washington
8. North Carolina
9. Nebraska
10. Michigan
12. OHIO STATE

Associated Press 1981

1. Clemson
2. Texas
3. Penn State
4. Pitt
5. SMU
6. Georgia
7. Alabama
8. Miami (Fla.)
9. North Carolina
10. Washington
15. OHIO STATE

**United Press
International 1982**

1. Penn State
2. SMU
3. Nebraska
4. Georgia
5. UCLA
6. Arizona State
7. Washington
8. Arkansas
9. Pitt
10. Florida State
12. OHIO STATE

Associated Press 1982

1. Penn State
2. SMU
3. Nebraska
4. Georgia
5. UCLA
6. Arizona State
7. Washington
8. Clemson
9. Arkansas
10. Pitt
12. OHIO STATE

**United Press
International 1983**

1. Miami (Fla.)
2. Nebraska
3. Auburn
4. Georgia
5. Texas
6. Florida
7. BYU
8. OHIO STATE
9. Michigan
10. Illinois

Associated Press 1983

1. Miami (Fla.)
2. Nebraska
3. Auburn
4. Georgia
5. Texas
6. Florida
7. BYU
8. Michigan
9. OHIO STATE
10. Illinois

**United Press
International 1984**

1. BYU
2. Washington
3. Nebraska
4. Boston College
5. Oklahoma State
6. Oklahoma
7. Florida
8. SMU
9. USC
10. UCLA
12. OHIO STATE

Associated Press 1984

1. BYU
2. Washington
3. Florida
4. Nebraska
5. Boston College
6. Oklahoma
7. Oklahoma State
8. SMU
9. UCLA
10. USC
13. OHIO STATE

**United Press
International 1985**

1. Oklahoma
2. Michigan
3. Penn State
4. Tennessee
5. Air Force
6. UCLA
7. Texas A&M
8. Miami (Fla.)
9. Iowa
10. Nebraska
11. OHIO STATE

Associated Press 1985

1. Oklahoma
2. Michigan
3. Penn State
4. Tennessee
5. Florida
6. Texas A&M
7. UCLA
8. Air Force
9. Miami (Fla.)
10. Iowa
14. OHIO STATE

**United Press
International 1986**

1. Penn State
2. Miami (Fla.)
3. Oklahoma
4. Nebraska
5. Arizona State
6. OHIO STATE
7. Michigan
8. Auburn
9. Alabama
10. Arizona

Associated Press 1986

1. Penn State
2. Miami (Fla.)
3. Oklahoma
4. Arizona State
5. Nebraska
6. Auburn
7. OHIO STATE
8. Michigan
9. Alabama
10. LSU

**United Press
International 1987**

1. Miami (Fla.)
2. Florida State
3. Oklahoma
4. Syracuse
5. LSU
6. Nebraska
7. Auburn
8. Michigan State
9. Texas A&M
10. Clemson

Associated Press 1987

1. Miami (Fla.)
2. Florida State
3. Oklahoma
4. Syracuse
5. LSU
6. Nebraska
7. Auburn
8. Michigan State
9. UCLA
10. Texas A&M

**United Press
International 1988**

1. Notre Dame
2. Miami (Fla.)
3. Florida State
4. Michigan
5. West Virginia
6. UCLA
7. Auburn
8. Clemson
9. USC
10. Nebraska

YEARLY WIRE SERVICE POLLS

Associated Press 1988

1. Notre Dame
2. Miami (Fla.)
3. Florida State
4. Michigan
5. West Virginia
6. UCLA
7. USC
8. Auburn
9. Clemson
10. Nebraska

United Press

International 1989

1. Miami (Fla.)
2. Florida State
3. Notre Dame
4. Colorado
5. Tennessee
6. Auburn
7. Alabama
8. Michigan
9. USC
10. Illinois

Associated Press 1989

1. Miami (Fla.)
2. Notre Dame
3. Florida State
4. Colorado
5. Tennessee
6. Auburn
7. Michigan
8. USC
9. Alabama
10. Illinois
24. OHIO STATE

United Press

International 1990

1. Georgia Tech
2. Colorado
3. Miami (Fla.)
4. Florida State
5. Washington
6. Notre Dame
7. Tennessee
8. Michigan
9. Clemson
10. Penn State

Associated Press 1990

1. Colorado
2. Georgia Tech
3. Miami (Fla.)
4. Florida State
5. Washington
6. Notre Dame
7. Michigan
8. Tennessee
9. Clemson
10. Houston

United Press

International 1991

1. Washington
2. Miami (Fla.)
3. Penn State
4. Florida State
5. Alabama
6. Michigan
7. Florida
8. California
9. East Carolina
10. Iowa
25. OHIO STATE

Associated Press 1991

1. Miami (Fla.)
2. Washington
3. Penn State
4. Florida State
5. Alabama
6. Michigan
7. Florida
8. California
9. East Carolina
10. Iowa

USA Today/CNN 1991

1. Washington
2. Miami (Fla.)
3. Penn State
4. Florida State
5. Alabama
6. Michigan
7. California
8. Florida
9. East Carolina
10. Iowa

United Press

International 1992

1. Alabama
2. Florida State
3. Miami (Fla.)
4. Notre Dame
5. Michigan
6. Syracuse
7. Texas A&M
8. Georgia
9. Stanford
10. Florida
19. OHIO STATE

Associated Press 1992

1. Alabama
2. Florida State
3. Miami (Fla.)
4. Notre Dame
5. Michigan
6. Syracuse
7. Texas A&M
8. Georgia
9. Stanford
10. Florida
18. OHIO STATE

USA Today/CNN 1992

1. Alabama
2. Florida State
3. Miami (Fla.)
4. Notre Dame
5. Michigan
6. Texas A&M
7. Syracuse
8. Georgia
9. Stanford
10. Washington
18. OHIO STATE

United Press

International 1993

1. Florida State
2. Notre Dame
3. Nebraska
4. Florida
5. Wisconsin
6. Texas A&M
7. Penn State
8. West Virginia
9. OHIO STATE
10. Arizona

Associated Press 1993

1. Florida State
2. Notre Dame
3. Nebraska
4. Auburn
5. Florida
6. Wisconsin
7. West Virginia
8. Penn State
9. Texas A&M
10. Arizona
11. OHIO STATE

USA Today/CNN 1993

1. Florida State
2. Notre Dame
3. Nebraska
4. Florida
5. Wisconsin
6. West Virginia
7. Penn State
8. Texas A&M
9. Arizona
10. OHIO STATE

United Press

International 1994

1. Nebraska
2. Penn State
3. Colorado
4. Florida State
5. Alabama
6. Miami
7. Florida
8. Utah
9. Michigan
10. OHIO STATE

Associated Press 1994

1. Nebraska
2. Penn State
3. Colorado
4. Florida State
5. Alabama
6. Miami (Fla.)
7. Florida
8. Texas A&M
9. Auburn
10. Utah
14. OHIO STATE

USA Today/CNN 1994

1. Nebraska
2. Penn State
3. Colorado
4. Alabama
5. Florida State
6. Miami (Fla.)
7. Florida
8. Utah
9. OHIO STATE
10. BYU

United Press

International 1995

1. Nebraska
2. Florida
3. Tennessee
4. Colorado
5. Florida State
6. OHIO STATE
7. Kansas State
8. Northwestern
9. Virginia Tech
10. Kansas

Associated Press 1995

1. Nebraska
2. Florida
3. Tennessee
4. Florida State
5. Colorado
6. OHIO STATE
7. Kansas State
8. Northwestern
9. Kansas
10. Virginia Tech

USA Today/CNN 1995

1. Nebraska
2. Tennessee
3. Florida
4. Colorado
5. Florida State
6. Kansas State
7. Northwestern
8. OHIO STATE
9. Virginia Tech
10. Kansas

Associated Press 1996

1. Florida
2. OHIO STATE
3. Florida State
4. Arizona State
5. BYU
6. Nebraska
7. Penn State
8. Colorado
9. Tennessee
10. North Carolina

YEARLY WIRE SERVICE POLLS

USA Today/CNN 1996

1. Florida
2. OHIO STATE
3. Florida State
4. Arizona State
5. BYU
6. Nebraska
7. Penn State
8. Colorado
9. Tennessee
10. North Carolina

USA Today/ESPN 1997

1. Nebraska
2. Michigan
3. Florida State
4. North Carolina
5. UCLA
6. Florida
7. Kansas State
8. Tennessee
9. Washington State
10. Georgia
11. Auburn
12. OHIO STATE

Associated Press 1997

1. Michigan
2. Nebraska
3. Florida State
4. Florida
5. UCLA
6. North Carolina
7. Tennessee
8. Kansas State
9. Washington State
10. Georgia
11. Auburn
12. OHIO STATE

USA Today/ESPN 1998

1. Tennessee
2. OHIO STATE
3. Florida State
4. Arizona
5. Wisconsin
6. Florida
7. Tulane
8. UCLA
9. Kansas State
10. Air Force

Associated Press 1998

1. Tennessee
2. OHIO STATE
3. Florida State
4. Arizona
5. Florida
6. Wisconsin
7. Tulane
8. UCLA
9. Georgia Tech
10. Kansas State

USA Today/ESPN 1999

1. Florida State
2. Nebraska
3. Virginia Tech
4. Wisconsin
5. Michigan
6. Kansas State
7. Michigan State
8. Alabama
9. Tennessee
10. Marshall

Associated Press 1999

1. Florida State
2. Virginia Tech
3. Nebraska
4. Wisconsin
5. Michigan
6. Kansas State
7. Michigan State
8. Alabama
9. Tennessee
10. Marshall

USA Today/ESPN 2000

1. Oklahoma
2. Miami (Fla.)
3. Washington
4. Florida State
5. Oregon State
6. Virginia Tech
7. Nebraska
8. Kansas State
9. Oregon
10. Michigan

Associated Press 2000

1. Oklahoma
2. Miami (Fla.)
3. Washington
4. Oregon State
5. Florida State
6. Virginia Tech
7. Oregon
8. Nebraska
9. Kansas State
10. Florida

USA Today/ESPN 2001

1. Miami (Fla.)
2. Oregon
3. Florida
4. Tennessee
5. Texas
6. Oklahoma
7. Nebraska
8. Louisiana State
9. Colorado
10. Maryland

Associated Press 2001

1. Miami (Fla.)
2. Oregon
3. Florida
4. Tennessee
5. Texas
6. Oklahoma
7. Louisiana State
8. Nebraska
9. Colorado
10. Washington State

USA Today/ESPN 2002

1. OHIO STATE
2. Miami (Fla.)
3. Georgia
4. Southern California
5. Oklahoma
6. Kansas State
7. Texas
8. Iowa
9. Michigan
10. Washington State

Associated Press 2002

1. OHIO STATE
2. Miami (Fla.)
3. Georgia
4. Southern California
5. Oklahoma
6. Texas
7. Kansas State
8. Iowa
9. Michigan
10. Washington State

USA Today/ESPN 2003

1. Louisiana State
2. Southern California
3. Oklahoma
4. OHIO STATE
5. Miami (Fla.)
6. Georgia
7. Michigan
8. Iowa
9. Washington State
10. Florida State

Associated Press 2003

1. Southern California
2. Louisiana State
3. Oklahoma
4. OHIO STATE
5. Miami (Fla.)
6. Michigan
7. Georgia
8. Iowa
9. Washington State
10. Miami (Ohio)

USA Today/ESPN 2004

1. Southern California
2. Auburn
3. Oklahoma
4. Texas
5. Utah
6. Georgia
7. Louisville
8. Iowa
9. California
10. Virginia Tech
19. OHIO STATE

Associated Press 2004

1. Southern California
2. Auburn
3. Oklahoma
4. Utah
5. Texas
6. Louisville
7. Georgia
8. Iowa
9. California
10. Virginia Tech
20. OHIO STATE

USA Today/ESPN 2005

1. Texas
2. Southern California
3. Penn State
4. OHIO STATE
5. West Virginia
6. Louisiana State
7. Virginia Tech
8. Alabama
9. Notre Dame
10. Georgia

Associated Press 2005

1. Texas
2. Southern California
3. Penn State
4. OHIO STATE
5. LSU
6. West Virginia
7. Virginia Tech
8. Alabama
9. Texas Christian
10. Georgia

USA Today 2006

1. Florida
2. OHIO STATE
3. LSU
4. Southern California
5. Wisconsin
6. Boise State
7. Louisville
8. Auburn
9. Michigan
10. West Virginia

Associated Press 2006

1. Florida
2. OHIO STATE
3. Louisiana State
4. Southern California
5. Boise State
6. Louisville
7. Wisconsin
8. Michigan
9. Auburn
10. West Virginia

USA Today 2007

1. LSU
2. Southern California
3. Georgia
4. OHIO STATE
5. Missouri
6. West Virginia
7. Kansas
8. Oklahoma
9. Virginia Tech
10. Texas

Associated Press 2007

1. LSU
2. Georgia
3. Southern California
4. Missouri
5. OHIO STATE
6. West Virginia
7. Kansas
8. Oklahoma
9. Virginia Tech
10. Boston College

USA Today 2008

1. Florida
2. Southern California
3. Texas
4. Utah
5. Oklahoma
6. Alabama
7. TCU
8. Penn State
9. Oregon
10. Georgia
11. OHIO STATE

Associated Press 2008

1. Florida
2. Utah
3. Southern California
4. Texas
5. Oklahoma
6. Alabama
7. TCU
8. Penn State
9. OHIO STATE
10. Oregon

USA Today 2009

1. Alabama
2. Texas
3. Florida
4. Boise State
5. OHIO STATE
6. Texas Christian
7. Iowa
8. Penn State
9. Cincinnati
10. Virginia Tech

Associated Press 2009

1. Alabama
2. Texas
3. Florida
4. Boise State
5. OHIO STATE
6. Texas Christian
7. Iowa
8. Cincinnati
9. Penn State
10. Virginia Tech

USA Today 2010

1. Auburn
2. TCU
3. Oregon
4. Stanford
5. >OHIO STATE
6. Oklahoma
7. Boise State
8. LSU
- Wisconsin
10. Oklahoma State

Associated Press 2010

1. Auburn
2. TCU
3. Oregon
4. Stanford
5. >OHIO STATE
6. Oklahoma
7. Wisconsin
8. LSU
9. Boise State
10. Alabama

USA Today 2011

1. Alabama (59)
2. LSU
3. Oklahoma State
4. Oregon
5. Arkansas
6. Boise State
7. Stanford
8. South Carolina
9. Michigan
10. Michigan State

Associated Press 2011

1. Alabama (55)
2. LSU (1)
3. Oklahoma State (4)
4. Oregon
5. Arkansas
6. USC
7. Stanford
8. Boise State
9. South Carolina
10. Wisconsin

USA Today 2012

1. Alabama (56)
2. Oregon
3. Notre Dame
4. Georgia
5. Texas A&M
6. Stanford
7. South Carolina
8. Florida State
9. Clemson
10. Florida

Associated Press 2012

1. Alabama (59)
2. Oregon
3. OHIO STATE
4. Notre Dame
5. Georgia
6. Texas A&M
7. Stanford
8. South Carolina
9. Florida
10. Florida State

USA Today 2013

1. Florida State (59)
2. Auburn
3. Michigan State
4. South Carolina
5. Missouri
6. Oklahoma
7. Clemson
8. Alabama
9. Oregon
10. OHIO STATE
- Stanford

Associated Press 2013

1. Florida State (60)
2. Auburn
3. Michigan State
4. South Carolina
5. Missouri
6. Oklahoma
7. Alabama
8. Clemson
9. Oregon
10. Central Florida
11. Stanford
12. OHIO STATE

USA Today 2014

1. OHIO STATE (64)
2. Oregon
3. TCU
4. Alabama
5. Michigan State
6. Florida State
7. Georgia Tech
8. Baylor
9. Georgia
10. UCLA

Associated Press 2014

1. OHIO STATE (59)
2. Oregon
3. TCU
4. Alabama
5. Michigan State
6. Florida State
7. Baylor
8. Georgia Tech
9. Georgia
10. UCLA

USA Today 2015

1. Alabama (56)
2. Clemson
3. Stanford
4. OHIO STATE
5. Oklahoma
6. Michigan State
7. TCU
8. Houston
9. Ole Miss
10. Iowa

Associated Press 2015

1. Alabama
2. Clemson
3. Stanford
4. OHIO STATE
5. Oklahoma
6. Michigan State
7. TCU
8. Houston
9. Iowa
10. Ole Miss

Coaches Poll 2016

1. Clemson (60)
2. Alabama
3. Oklahoma
4. Washington
5. USC
6. OHIO STATE
7. Penn State
8. Florida State
9. Wisconsin
10. Michigan

Associated Press 2016

1. Clemson (60)
2. Alabama
3. USC
4. Washington
5. Oklahoma
6. OHIO STATE
7. Penn State
8. Florida State
9. Wisconsin
10. Michigan