

NAVY FOOTBALL

2017 MEDIA GUIDE



DARRYL BONNER
OFFENSIVE CAPTAIN



D.J. PALMORE
DEFENSIVE CAPTAIN





2017 NAVY FOOTBALL

SCHEDULES

2017 Schedule

Date	Opponent	Time	Series Record	TV	Location
Sept. 1	at Florida Atlantic	8:00 PM	Navy leads, 1-0	ESPNU	Boca Raton, Fla.
Sept. 9	Tulane ★	3:30 PM	Navy leads, 12-8-1	CBS Sports Network	Annapolis, Md.
Sept. 23	Cincinnati ★	3:30 PM	Navy leads, 2-0	CBS Sports Network	Annapolis, Md.
Sept. 30	at Tulsa ★	TBA	Navy leads, 3-1	TBA	Tulsa, Okla.
Oct. 7	Air Force	3:30 PM	Air Force leads, 29-20	CBS Sports Network	Annapolis, Md.
Oct. 14	at Memphis ★	TBA	Navy leads, 2-0	TBA	Memphis, Tenn.
Oct. 21	UCF ★	3:30 PM	First Meeting	CBS Sports Network	Annapolis, Md.
Nov. 3	at Temple ★	7:30 or 8:00 PM	Series tied, 6-6	ESPN	Philadelphia, Pa.
Nov. 11	SMU ★	3:30 PM	Navy leads, 11-7	CBS Sports Network	Annapolis, Md.
Nov. 18	at Notre Dame	3:30 PM	Notre Dame leads, 75-13-1	NBC	South Bend, Ind.
Nov. 24	at Houston ★	TBA	Houston leads, 2-1	ABC or ESPN Family of Networks	Houston, Texas
Dec. 2	AAC Championship Game	TBA	N/A	ABC or ESPN	TBA
Dec. 9	vs. Army	3:00 PM	Navy leads, 60-50-7	CBS	Philadelphia, Pa.

★ American Athletic Conference game All Times Eastern

2016 In Review

Date	Opponent	Result	Attendance	TV	Location
Sept. 3	Fordham	Won, 52-16	28,238	CBS Sports Network	Annapolis, Md.
Sept. 10	UConn ★	Won, 28-24	31,501	CBS Sports Network	Annapolis, Md.
Sept. 17	at Tulane ★	Won, 21-14	21,503	American Sports Network/ESPN3	New Orleans, La.
Oct. 1	at Air Force	Lost, 28-14	43,063	CBS Sports Network	Colorado Springs, Colo.
Oct. 8	#6 Houston ★	Won, 46-40	34,531	CBS Sports Network	Annapolis, Md.
Oct. 22	Memphis ★	Won, 42-28	35,943	CBS Sports Network	Annapolis, Md.
Oct. 28	USF ★	Lost, 52-45	31,824	ESPN2	Tampa, Fla.
Nov. 5	vs. Notre Dame	Won, 28-27	50,867	CBS	Jacksonville, Fla.
Nov. 12	Tulsa ★	Won, 42-40	36,397	CBS Sports Network	Annapolis, Md.
Nov. 19	at East Carolina ★	Won, 66-31	39,480	ESPNEWS	Greenville, N.C.
Nov. 26	at SMU ★	Won, 75-31	21,283	ESPNU	Dallas, Texas
Dec. 3	Temple (AAC Championship Game)	Lost, 34-10	22,815	ABC	Annapolis, Md.
Dec. 10	vs. Army	Lost, 21-17	71,600	CBS	Baltimore, Md.
Dec. 23	vs. Louisiana Tech ◇	Lost, 48-45	40,542	ESPN	Fort Worth, Texas

★ American Athletic Conference game ◇ Lockheed Martin Armed Forces Bowl

2018

Aug. 25	Lehigh
Sept. 1	at Hawai'i
Oct. 6	at Air Force
Oct. 20	(Homecoming)
Oct. 27	vs. Notre Dame (San Diego, Calif.)
Dec. 8	vs. Army (TBA)
Home: Houston, Memphis, Temple, Tulsa	
Away: UCF, Cincinnati, SMU, Tulane	

2019

Sept. 7	Holy Cross
Oct. 5	Air Force
Oct. 26	(Homecoming)
Nov. 16	at Notre Dame
Dec. 14	vs. Army (TBA)
AAC Opponents TBA	

2020

Sept. 5	vs. Notre Dame (Meadowlands)
Sept. 12	Lafayette
Oct. 3	at Air Force
Oct. 24	(Homecoming)
Dec. 12	vs. Army (TBA)
AAC Opponents TBA	



2017 NAVY FOOTBALL

TABLE OF CONTENTS

This is Navy Football

Game Day in Annapolis	6-7
1926 National Champions	8-9
Joe Bellino, 1960 Heisman Trophy Winner	10
Roger Staubach, 1963 Heisman Trophy Winner	11
Go Navy! Beat Army!	12-13
Commander-in-Chief's Trophy	14-15
The American Athletic Conference	16
United States Naval Academy, History & Traditions	17-19
Athletic Facilities	20-21
Navy-Marine Corps Memorial Stadium	22-27
The Construction of NMCMS	24
Significant Moments in Stadium History	25
Daniel F. Akerson Tower	26
Cmdr. Michael B. Clark & Lisa Quadrini Postgame Media Center	26
Rear Adm. Hamilton Locker Room Complex	26
Jack Stephens Field	26
Terwilliger Family Scoreboard	26
NMCMS 50th Anniversary Team	27
Football Facilities	28-29
Ricketts Hall	28
Bellino Auditorium	28
Staubach Locker Room	29
Jack Lengyel Strength & Conditioning Facility	29
Red Romo Training Center	29
Chet Gladchuk, Director of Athletics	30-31
Academic Achievement	32-33
Community Service	34-35
Annapolis and the Chesapeake Region	36-37
Midshipmen in Professional Football	38
The National Spotlight	39

2017 Season Outlook

2017 Preseason Notes	42-46
Preseason Depth Chart	47
Pronunciation Chart	47
Numerical Roster	48
Alphabetical Roster	49
Geographic Breakdown	50-51

Coaching Staff

Ken Niumatalolo, Head Coach	54
Ivin Jasper, Offensive Coordinator / Quarterbacks	55
Dale Pehrson, Defensive Coordinator	56
Assistant Coaches	57-64
Justin Davis, Inside Linebackers	57
Robert B. Green, Cornerbacks	57
Ashley Ingram, Running Game Coordinator / Offensive Line	58
Steve Johns, Linebackers	59
Mike Judge, Fullbacks	60
Bryce McDonald, Offensive Line	61
Shaun Nua, Defensive Line	61
Dan O'Brien, Secondary	62
Danny O'Rourke, Special Teams Coordinator / Slot Backs	62
Napoleon Sykes, Outside Linebackers	63
Mick Yokitis, Wide Receivers	64
Football Staff	65-66
Support Staff	67

Midshipmen Profiles

Player Profiles	70-93
Zach Abey – John Brown III	70-71
Josh Brown – Jahmaal Daniel	72-73
Myles Davenport – Bryan Hammond	74-75
Erik Harris – Winn Howard	76-77
Taylor Jackson – Robert Lindsey	78-79
Walter Little – Bennett Moehring	80-81
Laurent Njiki – D.J. Palmore	82-83
Malcolm Perry – Michael Raiford	84-85
Jarid Ryan – Hudson Sullivan	86-87
Micah Thomas – Parker Wade	88-89
Joshua Walker – Khaylan Williams	90-91
Sean Williams – Kendel Wright	92-93

2017 Opponents

Florida Atlantic Owls (9/1)	96
Tulane Green Wave (9/9)	96
Cincinnati Bearcats (9/23)	96
Tulsa Golden Hurricane (9/30)	96
Air Force Falcons (10/7)	97
Memphis Tigers (10/14)	97
Central Florida Golden Knights (10/21)	97
Temple Owls (11/3)	97
SMU Mustangs (11/11)	98



Darryl Bonner ★ 2017 Co-Captain

2017 NAVY FOOTBALL

TABLE OF CONTENTS

Notre Dame Fighting Irish (11/18)	98
Houston Cougars (11/24)	98
Army West Point Black Knights (12/9)	98
All-Time Results vs. Opponents	99-109
2016-17 NCAA College Football Bowl Schedule	109

2016 Season Review

Season Results	112
Team Statistics	112
Offensive Statistics	112-113
Defensive Statistics	114
Game Recaps	115-123

Navy Football Record Book

Individual Records	126-133
Rushing	126-127
Passing	127-128
Receiving	128-129
Total Offense	129
Scoring	129-130
Kicking / Punting	130-131
Interceptions	131
Punt Returns	131
Kickoff Returns	132



D.J. Palmore ★ 2017 Co-Captain

All-Purpose	132-133
Defense	133
Team Records	133-135
Single-Game Offense	133-134
Season Offense	134
Single-Game Defense	135
Season Defense	135
All-Time Leaders	136-137
Longest Plays	138
Year-By-Year Leaders	139-141
Additional Statistics	142-143
The Last Time	144
Navy-Marine Corps Memorial Stadium Records	144
Coaching Records	145
All-Time Assistant Coaches	145
All-Star Game Appearances	146
Football Honors	147
Team Awards	147-149
Naval Academy Athletic Awards	149

Navy Football History

All-Time Scores	152-160
All-Time Homecoming Results	161
Series Records	162
All-Time Letterwinners	163-175

Navy Bowl History

Bowl Recaps	178-189
1924 Rose Bowl	178
1955 Sugar Bowl	178
1958 Cotton Bowl	178
1961 Orange Bowl	179
1964 Cotton Bowl	179
1979 Holiday Bowl	179
1980 Garden State Bowl	180
1981 Liberty Bowl	180
1996 Aloha Bowl	181
2003 EV1.net Houston Bowl	181
2004 Emerald Bowl	182
2005 Poinsettia Bowl	182
2006 Meineke Car Care Bowl	183
2007 Poinsettia Bowl	184
2008 EagleBank Bowl	184
2009 Texas Bowl	185
2010 Poinsettia Bowl	186
2012 Kraft Fight Hunger Bowl	186
2013 Bell Helicopter Armed Forces Bowl	187
2014 Poinsettia Bowl	187
2015 Military Bowl presented by Northrop Grumman	188
2016 Lockheed Martin Armed Forces Bowl	189
Bowl Records	190-191

Media Information

Media Information	194
Sports Information	195
Stadium Directions	195
Media Outlets	196
Navy Football Radio Network	197
Stadium Policies	198

2017 NAVY FOOTBALL



THIS IS NAVY FOOTBALL

Game Day In Annapolis	6-7
1926 National Champions.....	8-9
Joe Bellino – 1960 Heisman Trophy Winner	10
Roger Staubach – 1963 Heisman Trophy Winner.....	11
Go Navy! Beat Army!.....	12-13
Commander-In-Chief’s Trophy	14-15
The American Athletic Conference	16
USNA History and Traditions.....	17-19
Athletic & Football Facilities	20-29
Navy-Marine Corps Memorial Stadium	22-27
Chet Gladchuk, Director of Athletics.....	30-31
Academic Achievement	32-33
Community Service.....	34-35
Annapolis and the Chesapeake Region	36-37
Midshipmen in Professional Football.....	38
The National Spotlight	39

2017 NAVY FOOTBALL

GAME DAY IN ANNAPOLIS

NAVY FOOTBALL

An American treasure, Navy football will bring a small historic district to life five times this fall. A Navy football "Game Day Experience" is unrivaled by any other collegiate football game in the country. Each home game lends itself to an entire day of fun, an event to say the least, for fans of all ages. From the minute fans arrive at the stadium, they are entrenched in wholesome entertainment everywhere they turn.

NavyFest

Looking for a more intimate setting for your group event? NavyFest is an area that provides space for groups of 30 to 1,000 to gather with friends, family, employees, clients and neighbors in anticipation of the heated action on the field. From your game ticket to a buffet lunch by one of our preferred caterers, everything can be provided as you experience one of the best tailgating traditions in college football. It is also the best place to view the march-on by the Brigade of Midshipmen.

Captain's B.B.Q.

For those fans who want their pregame tailgate provided for them, this is the perfect solution. You can enjoy an all-you-can-eat and drink buffet for two-and-a-half hours prior to kickoff, while watching all of the pregame festivities from a bird's eye view inside of the stadium.

Pageantry

True patriotism and pride in one's country are felt every home game when the entire Brigade of Midshipmen marches from the grounds of the Academy to midfield of Navy-Marine Corps Memorial Stadium to salute its school, its team and most importantly, its country. Immediately following the National Anthem, sung by the Naval Academy glee club, fans experience one of the most breathtaking moments of their lives, as planes fly-by overhead to welcome the start of the game.

NAVY-MARINE CORPS MEMORIAL STADIUM'S
**CAPTAIN'S
BBQ**



2017 NAVY FOOTBALL

Team Walk

Don't miss the Navy football team's arrival at the stadium as it makes its way from the team buses through NavyFest and into the locker room. Join the Navy cheerleaders and fellow fans at the Mid Walk, two-and-a-half hours before every home game near the Blue Angel on the blue (press box) side parking lot.

The Game

Game day features even more tradition and pageantry, beginning with the sounding of the cannon, symbolizing the official start of the game and heard again only when Navy scores. When the Mids put points on the board, fans witness another spectacle as a sea of uniforms race to the North end zone to do push-ups that match their team's point total on the scoreboard.

Postgame

At the conclusion of the game, the Navy football team will stand in front of the Brigade of Midshipmen and sing Navy Blue & Gold, the school's alma mater. It is the greatest tradition in college football.



2017 NAVY FOOTBALL

NATIONAL CHAMPIONS

In today's modern era, three undefeated teams with nearly identical records would cause a stir among fans and pollsters alike. This was the case when Navy earned its lone national championship in 1926, as the Midshipmen shared the honor with Stanford and Alabama.


A 7-7 tie between Alabama and Stanford in the 1926 Rose Bowl gave the Cardinal a 10-0-1 mark, while the Crimson Tide and the Mids each had identical 9-0-1 records.

The Midshipmen opened the '26 season with a new coach, Bill Ingram. A former Navy standout from 1916-1918, Ingram took over a Navy team that had only won seven games in the previous two seasons combined. One of the keys to Navy's 1926 squad was a potent offense led by All-America tackle and team captain Frank Wickhorst, who proved to be a punishing blocker for the Navy offense. One member of the Navy offense that appreciated the blocking of Wickhorst was Tom Hamilton. The quarterback and kicker had a pair of 100-yard rushing games en route to All-America honors.

Navy's biggest win that year was against Michigan in front of 80,000 fans in Baltimore. The Mids scored 10 second-half points to upset the Wolverines, 10-0. Navy's offense tallied 165 yards behind the powering attack of Hamilton and Henry Caldwell who scored Navy's lone touchdown on a one-yard plunge. Jubilation from the victory continued after the game, as the Midshipmen tore down the goal post at each end of the field and carried away all the markers that lined both sides of the field. The joy replaced the disappointment of the previous year when Michigan handed Navy its worst loss in school history at the time, 54-0.

Navy headed into its season finale against Army with a 9-0 record. The game was to be played in Chicago at Soldier Field, which had been built as a memorial to the men killed in World War I. It was only natural Army and Navy would be invited to play the inaugural contest there. James R. Harrison of the New York Times described the game as "the greatest of its time and as a national spectacle." Over 110,000 people witnessed the Midshipmen open up a 14-0 lead on the Cadets, only to see Army fight back to take a 21-14 lead early in the third quarter. The Navy offense responded behind its strong ground game led by running back Alan Shapley. On fourth down and three yards to go, Shapley ran eight yards for a touchdown to tie the game at 21. As the final quarter concluded, Army mounted a brief threat only to miss a 25-yard field goal.

The tie gave the Midshipmen a share of the national championship, as a pair of polls, Board and Houlgate, named Navy the national champion.






1926 SCHEDULE RESULTS

October			
2	Purdue	Win	17-13
9	Drake	Win	24-7
9	Richmond	Win	26-0
16	at Princeton	Win	27-13
23	Colgate	Win	13-7
30	Michigan •	Win	10-0
November			
6	W. Va. Wesleyan	Win	53-7
13	Georgetown	Win	10-7
20	Loyola	Win	35-13
27	Army +	Tie	21-21

• Municipal Stadium - Baltimore, Md.
+ Soldier Field - Chicago, Ill.



2017 NAVY FOOTBALL

JOE BELLINO 1960 HEISMAN TROPHY



In 1960, Joe Bellino, the Winchester Rifle, the "player who was never caught from behind," became the first Naval Academy football player to win football's coveted Heisman Trophy. That achievement merely underscored what an outstanding athlete Bellino was.

His football feats are even more remarkable when it is pointed out that he played the sport in the one-platoon era, with players going both ways. His collegiate statistics had him, in just three years, score 31 touchdowns, rush for 1,664 yards on 330 carries, return 37 kicks for 833 more yards and altogether set 15 Naval Academy football records.

One of the most interesting stories about Bellino's on-field exploits involves his 50-yard touchdown run against Boston College in the 1959 season opener. As he crossed the goal line, he began to limp and fell to the ground. Navy partisans looked on anxiously, thinking he had incurred an injury.

Not so. The Midshipmen were wearing new knee length socks for the first time that day. Bellino's calves were as thick as some men's thighs. The elastic rims on the top of the stockings had cut off his circulation and his feet had turned blue because of a lack of circulation. Those socks were cut to allow him to continue to play that day and new socks were ordered.

Bellino was a unanimous All-America selection at halfback in 1960 and was also the winner of the Maxwell Award. His end zone interception preserved Navy's 17-12 win over Army that season. The Midshipmen were ranked as high as fourth in the country and went on to play in the Orange Bowl on Jan. 1, 1961.

Bellino was an outstanding catcher and later outfielder on Navy baseball teams. He hit .428 in 22 games in 1959 and led the Eastern Intercollegiate League in stolen bases. He had a .320 average in 1960 and was the baseball team captain in 1961.

Army partisans can hardly forget the 1959-60 academic year for what Bellino did to the Cadets. In addition to his three-touchdown performance in the 1959 Army-Navy game, he was equally sensational in the Army-Navy baseball game of Commissioning Week in 1960. The Cadets had won the Eastern League title and their pitcher had won nine games in a row. Bellino went 4-for-4 at the plate, drove in three runs, stole two bases and threw out two Army runners attempting to steal as Navy carved out a 9-1 win.

He capped off his senior year (1960-61) at the Academy by winning the school's top two athletic awards, the Thompson Trophy and the Naval Academy Athletic Association Sword, marking the first time in 41 years that one midshipman received both of these awards.

Bellino's number 27 jersey was retired after the 1960 season. He had a three-year stint with the Boston Patriots after he had completed his four-year service obligation. He stayed in the Navy Reserves and reached the rank of Captain.

Bellino was a 1977 inductee into the National Football Foundation and Hall of Fame and was a charter inductee into the Maryland Football Shrine in 1984. The Bellino Auditorium in Ricketts Hall is named after this outstanding athlete and in 2009, he was named to the Navy-Marine Corps Memorial All-Stadium team.

Bellino is semi-retired after working for 40 years in the auto leasing and auction industry. Joe is also a longtime member of the Board of Directors of the Northern Bank and Trust, home based in Woburn, Ma., which recently was ranked as the #1 Community Bank in the United States His son, John, is a 1989 graduate of the Naval Academy, and his daughter, Therese, is a public school teacher in Cambridge, Mass.

BELLINO'S CAREER STATISTICS

Year	Rushing		Receiving		Punt Ret.		KO Ret.		Scoring	
	No.	Yds.	No.	Yds.	No.	Yds.	No.	Yds.	TD	Conv.
1958	63	266	19	240	3	36	4	203	5	5
1959	99	564	9	100	6	123	6	88	8	0
1960	168	834	17	280	5	97	13	286	18	1
Career	330	1664	45	620	14	256	23	577	31	6

ROGER STAUBACH

1963 HEISMAN TROPHY

Known as "Roger the Dodger," Roger Staubach has scrambled his way to success as a college athlete, an All-Pro NFL quarterback and as a successful businessman.

In 1963, Staubach became the second Naval Academy football player in four years to win the Heisman Trophy. It was his junior season with the Midshipmen, and all he did was lead Navy to a ranking of second in the country and a berth in the Cotton Bowl, where he set Bowl records for pass completions (21-of-31) and yards passing (228). The Midshipmen posted wins over West Virginia, Michigan, Notre Dame and Maryland that season. He completed 106 passes in 161 attempts for 1,474 yards, while earning consensus All-America honors, as well as the Maxwell Trophy and Walter Camp Memorial Trophy.

At one time, Staubach, who was hampered by injuries in his senior season of 1964, had set 28 Naval Academy records in football. He also had some outstanding performances as a varsity baseball player and a brief but significant moment as a varsity basketball player. He lettered in baseball three-straight years (1963-65) as an outfielder and pitcher. In 1963, he hit .420, and in 1965 he was the team captain. He also won a letter in basketball in 1962-63.

Staubach was the recipient of the Thompson Trophy Cup at the Academy for three-consecutive years and was the 1965 winner of the Naval Academy Athletic Association Sword. He was the first sophomore to win the Thompson Trophy Cup and is its only three-time winner. He was only the fourth midshipman since 1900 to win both the Thompson Trophy Cup and NAAA Sword.



After four years in the U. S. Navy, including a tour in Vietnam, Staubach joined the Dallas Cowboys and led that team to unprecedented heights. Again, displaying the daring play he had shown at Navy, Staubach directed the Cowboys to 23 fourth-quarter comeback wins, 14 in the final two minutes of a game or in overtime. He played 11 seasons with the Cowboys and led them to the Super Bowl four times, including world championships in 1972 and 1978. The Cowboys were 90-31 with Staubach as their starting quarterback.

Among his awards were the NFL Players Association Most Valuable Player and The Sporting News NFL Player of the Year in 1971, Most Valuable Player of Super Bowl VI (1972), Washington Touchdown Club NFC Player of the Year in 1976 and 1978, NFC Pro Bowl selection five times, the Vince Lombardi Sportsman of the Year Award in 1975, NFL Players' Association NFC Offensive Player of the Year (1978), and the Byron "Whizzer" White Humanitarian Award in 1979.

Staubach was named Walter Camp Foundation Man of the Year in 1985, was selected to the Pro Football Hall of Fame in 1985, his first year of eligibility, and inducted into the National Football Foundation and Hall of Fame in 1981.

The football locker room in Ricketts Hall was named in his honor in 1996 and in 2008, Staubach received the National Football Foundation's Gold Medal, the highest honor one can receive from that organization. Staubach has also been honored as a "Distinguished Graduate" of the United States Naval Academy.

He was named to the Walter Camp All-Century Team, was elected into the Cotton Bowl Hall of Fame, spearheaded a successful movement to land North Texas and the Dallas Cowboys the Super Bowl in 2011 and was named to the Navy-Marine Corps Memorial Stadium All-Stadium Team.



STAUBACH'S CAREER STATISTICS

Year	Passing						Rushing			Total Offense	
	Comp.	Att.	Pct.	Yds.	Int.	TD	No.	Yds.	TD	Yds.	
1962	67	98	68.4	966	3	7	85	265	7	1231	
1963	107	161	66.4	1474	6	7	156	418	8	1892	
1964	119	204	58.3	1131	10	4	104	-1	2	1130	
Career	293	463	63.6	3571	19	18	345	682	17	4253	

2017 NAVY FOOTBALL

GO NAVY! B

At the Naval Academy, beating Army is important. Plebes yell "Beat Army!" in Bancroft Hall, "Beat Army!" is on every weight in the Naval Academy weight rooms, and alums and fans alike yell "Beat Army!" at the end of Blue & Gold, the Naval Academy's alma mater.

The annual showdown between the two rivals in each sport is deemed the Star Game with the players from the winning team receiving a Star for their letter sweaters. For those sports that face Army multiple times in a season, the Star Game is designated prior to the start of the year.

Navy continued its dominance over Army in 2016-17 in both the overall and Star series going 20-12 (.625) overall and 14-9 (.609) in Star competitions.

Navy is 41-3-2 against the Black Knights over the last 46 years in the overall series and 33-4-2 over the last 39 years in the Star series.

Navy leads the all-time series against Army in all sports, 1,046-792-41 (.568).

2016-17 STAR SERIES PRESENTED BY USAA

Women's Soccer

Sophomore Anabell Motley provided the game-winning goal in the ninth minute as Navy defeated Army West Point, 1-0. Navy earned its 12th Star match victory in front of the fifth-largest Glenn Warner Soccer Facility crowd at 2,347.

Men's Golf

Senior men's golfer Devin Terry earned a letter sweater following his freshman year, but had yet to wear it. In fact he never even picked it up. He told his teammates he wouldn't wear his sweater until he earned a Star. But after Terry won the 18th hole of the final match to halve the final point, he finally made that march to retrieve his sweater and Star. The Midshipmen, who held a 3-1 advantage after the four-ball matches on day one, won two singles matches and halved two others on the final day to defeat Army West Point, 6-5, at the West Point Golf Course.

Volleyball

Balance on both offense and defense sparked the Navy volleyball team to a three-set victory over Army West Point at the Wesley A. Brown Field House in the annual Star Match between the two programs. The Mids defeated the Black Knights, 25-19, 25-17, 25-16 before a boisterous overflow crowd of over 1,000 in Navy's home venue. Navy had three players finish with 13 kills, three different players grab 13 digs and four players record multiple blocks.

Men's Cross Country

For the second straight Army-Navy Star Meet, the Navy men's cross country team posted a perfect score of 15 to 46 to defeat Army West Point at the United States Naval Academy Golf Course. It was the eighth time in program history that Navy recorded a perfect score of 15 in an Army-Navy Star Meet. Senior Lucas Stalnaker broke out from the start and kept up his pace as he blew by the competition with a first-place time of 23:39.39, which was a full 17 seconds ahead of second-place finisher Ryan McCoy. Stalnaker's first-place time broke the course record that was previously held by Ron Harris ('87) at 23:47.8, which was established exactly 30 years ago in 1986.

Women's Cross Country


The Navy women's cross country team recorded six of the top-seven finishers to defeat Army West Point, 20-42, at the United States Naval Academy Golf Course. Navy tallied its sixth-straight victory over Army for the second time in program history. Navy sophomore Erin McDonnell finished second in the race in a time of 23:03.71.

Sprint Football

Behind a complete team effort the Navy sprint football team earned a gritty 10-3 victory over Army West Point in the two rival service academy's annual Star Game. After a slow start saw the Mids fall behind 3-0 in the first quarter and get held to minus-three rushing yards in the first half, a stifling defense and hard-nosed running attack in the second half helped the hosts come from behind for a dramatic 10-3 victory over the Black Knights before a boisterous crowd at Navy-Marine Corps Memorial Stadium.



EAT ARMY!



Men's and Women's Swimming & Diving

The longest winning streaks in Army-Navy series history were extended by another year as the Navy swimming and diving teams swept their counterparts from Army West Point at Crandall Pool in West Point, N.Y. The Navy women's team won by a score of 194-106 to win its 28th straight meeting in the rivalry, and the Navy men's squad won its 26th consecutive meet with a 156.5-143.5 victory.

Women's Basketball

Sarita Condie and Taylor Dunham combined for 38 points to help lead the Navy women's basketball team to a 67-62 victory over Army West Point at Alumni Hall in Annapolis in the annual Star Game between the programs. The win for Navy was its first in the Star Game, presented by USAA, since the 2012 season and its first in a home Star Game since 2003.

Women's Outdoor Track & Field

For the fourth consecutive year, the women's track and field meet between Army West Point and Navy was decided by less than 10 points as the Midshipmen posted a 105-98 victory over the rival Black Knights. With the win, Navy has now won three consecutive outdoor meets against Army, eight of the last nine, and 11 of the last 13. The Mids improved their overall record against the Black Knights to 17-14.

Men's Outdoor Track & Field

The Navy men's track and field team avenged its indoor loss to Army West Point with a 108-95 victory over the Black Knights at Ingram Field. The Mids' victory is the sixth consecutive win over their rivals in outdoor track & field. Navy used first-place finishes in the 400-meter hurdles, 200m dash and the 5,000m run to pull away and secure the win.

Men's Lacrosse

A crowd of 12,705 gathered at Navy-Marine Corps Memorial Stadium in Annapolis to watch one of the most storied rivalries in college sports - the 98th edition of Army-Navy men's lacrosse. Navy went on a 7-0 run over the final 16 minutes of the game to overcome a three-goal deficit and defeat #8 Army West Point, 10-6. The Mids also clinched the Army-Navy Star Series presented by USAA for the 19th time in the last 21 years. The crowd was the 11th-largest crowd to see a regular-season Navy men's lacrosse game at Navy-Marine Corps Memorial Stadium and the second-largest for an Army-Navy game at the Stadium.

Men's Tennis

The Navy men's tennis team posted a 4-1 victory over Army West Point in the Star Match between the two teams at the Malek Tennis Center in West Point, N.Y. The Mids have now won back-to-back Star Matches over the Black Knights for the first time since they won four in a row from 2006-09.

Baseball

The Navy baseball team completed its 3-1 series win over Army West Point with a doubleheader sweep at Johnson Stadium at Doubleday Field. The Mids knocked off the Black Knights by a score of 7-2 in game one to clinch the N-Star and 10-6 in the second contest. A pitchers' duel in game one quickly fell apart over the final three innings as the teams scored all nine runs to close the game. In the second half of the twinbill, the teams started out hot and saw the game tied at 5-5 after three innings before Navy pulled away with a two-run home run in the fifth and three insurance runs in the eighth. Game one starter, Kyle Condry hurled six innings of three-hit action before giving way to Jett Meenach in the seventh and final inning to secure the Star.



2017 NAVY FOOTBALL

COMMANDER-IN-CHIEF'S TROPHY

The Commander-In-Chief's Trophy is presented annually to the winner of the football competition among the three major service academies — Army, Navy and Air Force — and is named in honor of the President of the United States.

Navy has won the trophy in 10 of the last 14 years and are 24-5 over the last 29 games against Army and Air Force.

Navy has won the trophy a total of 15 times: 1973, 1975, 1978, 1979, 1981, 2003, 2004, 2005, 2006, 2007, 2008, 2009, 2012, 2013 and 2015.

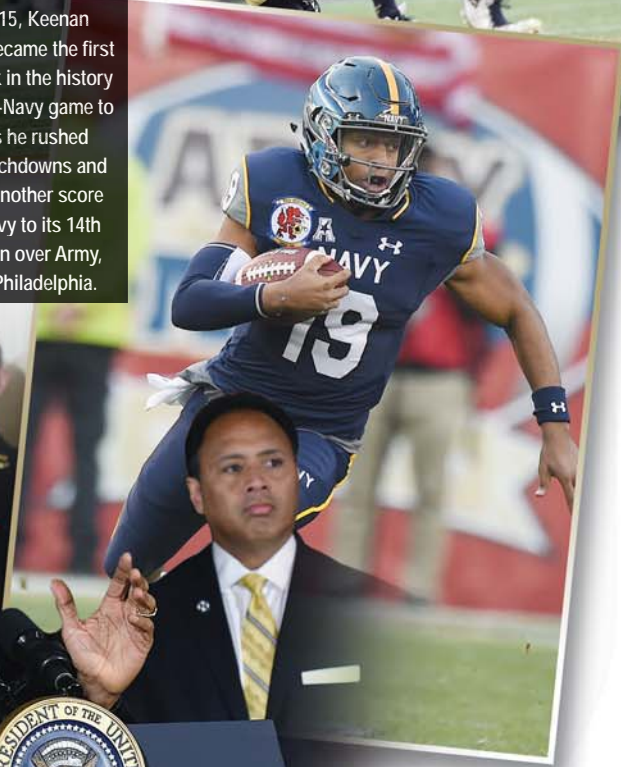
When there is no clear-cut winner, the trophy remains with the winner of the previous year's competition.

The three-sided trophy stands two-and-a-half-feet tall and is engraved with the academy seals. Reproductions of the three mascots — the Army Mule, the Navy Goat and the Air Force Falcon — are ensconced on the respective sides of this bauble. The trophy is sponsored by the West Point Association of Graduates, the Naval Academy Alumni Association and the Air Force Association of Graduates.

The year in which the trophy is won is engraved on a plate gracing the respective academy's side of the trophy.



► In 2015, Keenan Reynolds rushed for a game-high 183 yards, including 117 in the first half, to lead Navy to a 33-11 victory over Service Academy rival Air Force in Annapolis.



► In 2015, Keenan Reynolds became the first quarterback in the history of the Army-Navy game to go 4-0 as he rushed for two touchdowns and threw for another score to lead Navy to its 14th straight win over Army, 21-17, in Philadelphia.



President Barack Obama addresses the Navy football team at the White House after the Midshipmen won the 2015 Commander-In-Chief's Trophy.

2017 NAVY FOOTBALL

1972

Winner – Army
Navy 21, Air Force 17
Army 17, Air Force 14
Army 23, Navy 15

1973

☆ WINNER – NAVY ☆
Navy 42, Air Force 6
Air Force 43, Army 10
Navy 51, Army 0

1974

☆ RETAINED BY NAVY ☆
Air Force 19, Navy 16
Army 17, Air Force 16
Navy 19, Army 0

1975

☆ WINNER – NAVY ☆
Navy 17, Air Force 0
Air Force 33, Army 3
Navy 30, Army 6

1976

☆ RETAINED BY NAVY ☆
Air Force 13, Navy 3
Army 24, Air Force 7
Navy 38, Army 10

1977

Winner – Army
Navy 10, Air Force 7
Army 31, Air Force 6
Army 17, Navy 14

1978

☆ WINNER – NAVY ☆
Navy 37, Air Force 8
Army 28, Air Force 14
Navy 28, Army 0

1979

☆ WINNER – NAVY ☆
Navy 13, Air Force 9
Air Force 28, Army 7
Navy 31, Army 7

1980

☆ RETAINED BY NAVY ☆
Air Force 21, Navy 20
Army 47, Air Force 24
Navy 33, Army 6

1981

☆ WINNER – NAVY ☆
Navy 30, Air Force 13
Air Force 7, Army 3
Navy 3, Army 3

1982

Winner – Air Force
Air Force 24, Navy 21
Air Force 27, Army 9
Navy 24, Army 7

1983

Winner – Air Force
Air Force 44, Navy 17
Air Force 41, Army 20
Navy 42, Army 13

1984

Winner – Army
Air Force 29, Navy 22
Army 24, Air Force 12
Army 28, Navy 11

1985

Winner – Air Force
Air Force 24, Navy 7
Air Force 45, Army 7
Navy 17, Army 7

1986

Winner – Army
Air Force 40, Navy 6
Army 21, Air Force 11
Army 27, Navy 7

1987

Winner – Air Force
Air Force 23, Navy 13
Air Force 27, Army 10
Army 17, Navy 3

1988

Winner – Army
Air Force 34, Navy 24
Army 28, Air Force 15
Army 20, Navy 15

1989

Winner – Air Force
Air Force 35, Navy 7
Air Force 29, Army 3
Navy 19, Army 17

1990

Winner – Air Force
Air Force 24, Navy 7
Air Force 15, Army 3
Army 30, Navy 20

1991

Winner – Air Force
Air Force 46, Navy 6
Air Force 25, Army 0
Navy 24, Army 3

1992

Winner – Air Force
Air Force 18, Navy 16
Air Force 7, Army 3
Army 25, Navy 24

1993

Retained by Air Force
Navy 28, Air Force 24
Air Force 25, Army 6
Army 16, Navy 14

1994

Winner – Air Force
Air Force 43, Navy 21
Air Force 10, Army 6
Army 22, Navy 20

1995

Winner – Air Force
Air Force 30, Navy 20
Air Force 38, Army 20
Army 14, Navy 13

1996

Winner – Army
Navy 20, Air Force 17
Army 23, Air Force 7
Army 28, Navy 24

1997

Winner – Air Force
Air Force 10, Navy 7
Air Force 24, Army 0
Navy 39, Army 7

1998

Winner – Air Force
Air Force 49, Navy 7
Air Force 35, Army 7
Army 34, Navy 30

1999

Winner – Air Force
Air Force 19, Navy 14
Air Force 28, Army 0
Navy 19, Army 9

2000

Winner – Air Force
Air Force 27, Army 13
Air Force 41, Army 27
Navy 30, Army 28

2001

Winner – Air Force
Air Force 24, Navy 18
Air Force 34, Army 24
Army 26, Navy 17

2002

Winner – Air Force
Air Force 48, Navy 7
Air Force 49, Army 30
Navy 58, Army 12

2003

☆ WINNER – NAVY ☆
Navy 28, Air Force 25
Air Force 31, Army 3
Navy 34, Army 6

2004

☆ WINNER – NAVY ☆
Navy 24, Air Force 21
Air Force 31, Army 22
Navy 42, Army 13

2005

☆ WINNER – NAVY ☆
Navy 27, Air Force 24
Army 27, Air Force 24
Navy 42, Army 23

2006

☆ WINNER – NAVY ☆
Navy 24, Air Force 17
Air Force 43, Army 7
Navy 26, Army 14

2007

☆ WINNER – NAVY ☆
Navy 31, Air Force 20
Air Force 30, Army 10
Navy 38, Army 3

2008

☆ WINNER – NAVY ☆
Navy 33, Air Force 27
Air Force 16, Army 7
Navy 34, Army 0

2009

☆ WINNER – NAVY ☆
Navy 16, Air Force 13 (OT)
Air Force 35, Army 7
Navy 17, Army 3

2010

Winner – Air Force
Air Force 14, Navy 6
Air Force 42, Army 22
Navy 31, Army 17

2011

Winner – Air Force
Air Force 35, Navy 34 (OT)
Air Force 24, Army 14
Navy 27, Army 21

2012

☆ WINNER – NAVY ☆
Navy 28, Air Force 21 (OT)
Army 41, Air Force 21
Navy 17, Army 13

2013

☆ WINNER – NAVY ☆
Navy 28, Air Force 10
Air Force 42, Army 28
Navy 34, Army 7

2014

Winner – Air Force
Air Force 30, Navy 21
Air Force 23, Army 6
Navy 17, Army 10

2015

☆ WINNER – NAVY ☆
Navy 33, Air Force 11
Air Force 20, Army 3
Navy 21, Army 17

2016

Winner – Air Force
Air Force 28, Navy 14
Air Force 31, Army 12
Army 21, Navy 17

2017 NAVY FOOTBALL

THE AMERICAN ATHLETIC CONFERENCE

The American Athletic Conference consists of 13 prestigious institutions: the University of Central Florida, the University of Cincinnati, East Carolina University, the University of Connecticut, the University of Houston, the University of Memphis, the U.S. Naval Academy (in football only), the University of South Florida Southern Methodist University, Temple University, Tulane University, the University of Tulsa, and Wichita State University (as of July 1, 2017).

Under the leadership of commissioner Mike Aresco, the American Athletic Conference has written an impressive list of accomplishments, both in the competitive arena and the classroom. The American has taken its place at the forefront of intercollegiate athletics, with a collection of national team and individual championships and football and men's and women's basketball postseason victories that place The American among the elite Division I FBS conferences.

The league has produced four NCAA championship teams – UConn men's basketball in 2014 and UConn women's basketball in 2014, 2015 and 2016 – in addition to two New Year's Six bowl champions, five NCAA individual championships, and one Rhodes Scholar. Additionally, American Athletic Conference teams have advanced to the College World Series, reached the semifinal and final rounds of the NIT, qualified for the match play round of the NCAA Men's Golf Championship and registered top-10 finishes at the NCAA Cross Country and Outdoor Track and Field championships.

The American Athletic Conference was one of six finalists for the 2016 Sports Business Journal Sports League of the Year award, along with Major League Baseball, Major League Soccer, NASCAR, the National Basketball Association and the PGA Tour.

In football, Temple and Navy were ranked in the final College Football Playoff poll of the 2016 season, marking the second straight season that The American finished with at least two ranked teams. Seven teams from The American played in bowl games, while three teams (USF, Temple, Tulsa) finished with at least 10 wins.

The American has had a combined 15 teams play in bowl games in the last two seasons, highlighted by Houston's win against Florida State in the 2015-16 Chick-fil-A Peach Bowl. Houston's finish at No. 8 nationally in 2015 gave The American a top-10 team in the final national polls for the second time in three seasons after UCF finished No. 10 in the 2013 rankings after the Knights' Fiesta Bowl win against Baylor. Additionally, Memphis, Navy, USF and Temple have all finished in the top 25 of either the CFP, Associated Press or USA Today polls as members of The American.

Individual teams in The American have enjoyed unprecedented success since the conference's formation. Houston went 13-1 in the 2015 football season, setting a school record for wins, while Navy won a program-record 11 games in its first season in the conference, also in 2015. The 2014 season saw Memphis finish with 10 wins in football for the first time since 1938, while Temple enjoyed its first 10-win season in 2015.

Beyond the gridiron, The American sent four teams to the 2016 NCAA Men's Basketball Championship, and the league had the best men's basketball postseason record of any conference in 2014. Since the conference's formation in 2013-14, teams from The American have registered top-10 national rankings in football, men's basketball, women's basketball, baseball, men's soccer, men's golf, and men's track and field. Student-athletes from The American won three NCAA individual titles in track and field in 2016-17 as Cincinnati's Annette Echikunwoke won the indoor weight throw, Tulsa's Marc Scott won the outdoor 10,000-meter title, and Houston won the crown in the outdoor 4x100-meter relay.

Under The American's banner, SMU advanced to the NCAA Men's Basketball Championship for the first time since 1993. The UConn women's basketball team won its NCAA-record ninth, 10th and 11th national championships and broke its own NCAA record with a 111-game winning streak that spanned three seasons. UCF, East Carolina and Houston have all achieved top-10 rankings in baseball in the past three years. Tulsa placed sixth at the 2016 NCAA Men's Cross Country Championship, while USF finished the 2014-15 season at No. 8 in the final men's golf national ranking.

AMERICAN POWER

American Athletic Conference student-athletes have distinguished themselves in all facets of intercollegiate athletics. Temple linebacker Tyler Matakevich won the Bednarik Award and the Nagurski Trophy as the nation's top defensive player in 2015, while Navy quarterback Keenan Reynolds finished fifth in the Heisman Trophy voting. UConn basketball standout Breanna Stewart finished her career as the most decorated player in college basketball history as she was chosen as the consensus national player of the year for the third time and became the first player to be named four times as the Most Outstanding Player at the Final Four. Reynolds and Stewart were selected as the winners of the 2016 AAU James E. Sullivan Award as the nation's top amateur athletes, marking only the second time in the 86-year history of the award that multiple winners were chosen.

Additionally, SMU's Avery Acker was chosen as the Division I women's volleyball Academic All-America of the Year in 2015, while Navy offensive guard E.K. Binns and East Carolina wide receiver Zay Jones have both been named as finalists for the 2016 Campbell Trophy, which is presented by the National Football Foundation to the top scholar-athlete in college football. Tulsa cross country standout Kirk Smith was chosen as a Rhodes Scholar in the fall of 2016, while two student-athletes from The American earned NCAA Postgraduate Scholarships in the conference's first three years.

American Athletic Conference alumni have made their mark in professional sports as well. UCF quarterback Blake Bortles was selected by the Jacksonville Jaguars with the No. 3 pick in the 2014 NFL Draft. More recently, a number of American Athletic Conference athletes have been selected in the first round of the professional entry drafts in football, basketball, baseball and soccer. The American has had two first-round picks in football in each of three of the last four seasons, while the conference produced four first-round picks, including the top three selections, in the 2016 WNBA Draft.

The American Athletic Conference holds media rights partnerships with ESPN and CBS Sports which provide the conference with outstanding national exposure on the two industry leaders in sports television. The football portion of the contract calls for nearly 90 percent of conference-controlled games on national broadcast or national cable platforms. The first two American Athletic Conference Football Championships were televised by ABC as part of Championship Saturday.

In men's basketball, the television deal calls for all conference-controlled games to be televised, with more than 63 percent slotted for national broadcast or national cable – a minimum of 107 games. The entire postseason tournament is televised, including the championship game, which is on ABC or ESPN. Sixty percent of the American's women's basketball games are carried on national cable, regional sports networks or ESPN3, while the conference has a multi-year agreement with CBS Sports Network for coverage of select baseball games.

American Athletic Conference teams have access to the pinnacle of college football's postseason structure. An American representative would be chosen for the College Football Playoff semifinals if it is among the top four teams in the CFP selection committee's final ranking. Otherwise, the league would place its champion in a New Year's Bowl if it is ranked higher than the champions of Conference USA, the Mid-American Conference, the Mountain West Conference and the Sun Belt Conference.

Additionally, The American holds primary or secondary partnerships with 12 bowls for the current six-year cycle, ensuring multiple annual matchups against the nation's top conferences and providing desirable postseason destinations to member institutions and their fans.

The American Athletic Conference serves its membership from a state-of-the-art office located in Providence, R.I. The location of the conference headquarters – just steps from the city's Amtrak station and 10 minutes from T.F. Green International Airport – gives the conference easy access to its member schools. The conference headquarters also serves as the home of the American Digital Network, which provides live coverage of all 21 conference championships.

2017 NAVY FOOTBALL

UNITED STATES NAVAL ACADEMY



USNA Mission Statement

"To develop midshipmen morally, mentally and physically and to imbue them with the highest ideals of duty, honor and loyalty in order to graduate leaders who are dedicated to a career of naval service and have potential for future development in mind and character to assume the highest responsibilities of command, citizenship and government."

USNA Quick Facts

Location.....	Annapolis, Md.
Founded	1845
Superintendent	Vice Adm. Walter "Ted" Carter, USN
Commandant of Midshipmen.....	Capt. Robert Chadwick, USN
Enrollment	4,400

Class of 2021 Profile

Class Size.....	1,217 (889 men / 328 women)
Applicants	16,299 (12,032 men / 4,267 women)
HS Participation – Student Body Leader.....	66%
HS Participation – National Honor Society.....	67%
HS Participation – Varsity Athlete.....	93%
HS Participation – Varsity Team Captain/Co-Captain.....	74%
HS Participation – Community Service.....	90%

Navy Assignments

Graduates of the Naval Academy entering the Navy do so as ensigns and have the following service options:

- Aviation – pilot, flight officer
- Special Operations – explosive ordnance disposal, explosive ordnance management, mine countermeasures, operational diving and salvage
- Navy SEALs
- Surface Warfare – conventional, nuclear powered
- Submarines – nuclear powered
- Restricted Line and Staff Corps – civil engineering, information warfare, cryptology, intelligence, maintenance, medicine, meteorology/oceanography, supply corps

Marine Corps Assignments

Graduates enter the Marine Corps with a rank of second lieutenant. Those officers have the following service options:

- Aviation – air command and control, anti-air warfare, aviation maintenance, aviation supply, pilot, flight officer
- Ground – armor, artillery, communications (information systems), engineering, financial management, infantry, logistics, military police



Vice Adm. Walter "Ted" Carter, USN
Superintendent

Capt. Robert Chadwick, USN
Commandant of Midshipmen

2017 NAVY FOOTBALL

ACADEMY HISTORY

From the first athletic competition played on the gridiron in 1879 to Navy's recent triumphs, several events, people, rivalries and personalities have shaped the entire Naval Academy athletic program. Below is a look at just some of the history and traditions that make Navy one of the most storied programs in all of collegiate athletics.

Anchors Aweigh

"Anchors Aweigh" was written by Lt. Charles Zimmermann, Musical Director of the Naval Academy in 1906, with the lyrics provided by Alfred H. Miles of the Class of 1906, as a fight song for the 1907 graduating class instead of the usual class march Zimmermann had composed for previous classes. The song made its debut at the 1906 Army-Navy game, and when the Midshipmen won the game, the song became traditional at this game. It gained national exposure in the 1920s and 1930s when it was heard on the radio and was in a number of popular movies. In 1997 a one-hour documentary on the history of Navy football, titled "Anchors Aweigh for Honor and Glory", was produced by NFL Films. The film was deemed a success by both critics and fans alike. Here are the words:

*Stand Navy down the field, Sails set to the sky,
We'll never change our course, So Army you steer shy,
Roll up the score, Navy, Anchors Aweigh,
Sail Navy down the field, And sink the Army,
Sink the Army Grey*

Bill the Goat


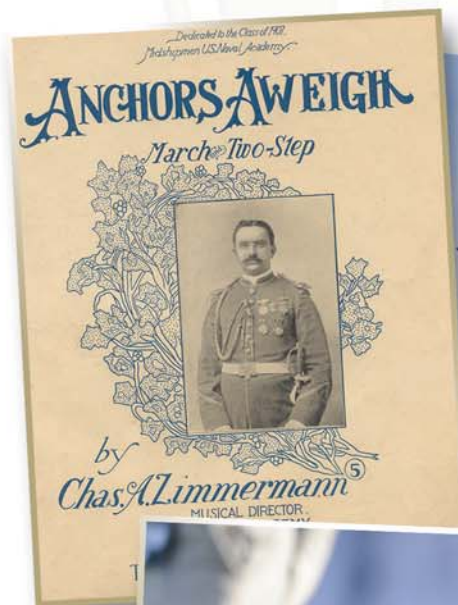
The first recorded use of a goat mascot for Navy athletic teams was in 1893 when an animal named El Cid (The Chief) was turned over to the Brigade by young officers of the USS New York. El Cid helped Navy to a 6-4 triumph over Army that year. Two cats, a dog, and a carrier pigeon have also enjoyed brief reigns as the Navy mascot, but goats have served without interruption since 1904.

Bill XXXVI (36) and Bill XXXVII (37) are the current mascots. A group of midshipmen from the 8th company, known as Team Bill, are trained as goat handlers to ensure the goats' safety, security and comfort on the sidelines during football games.

Blue & Gold

This song was written in 1923 by Cmdr. Roy de Saussure Horn, USN (Ret.) with music composed by J.W. Crosley. Following every home athletic competition, the team faces its fans with its hand on its heart and sings the following:

*Now, colleges from sea to sea
May sing of colors true;
But who has better right than we
To hoist a symbol hue?
For sailors brave in battle fair,
Since fighting days of old,
Have proved the sailor's right to wear
The Navy Blue and Gold*



HERITAGE & TRADITIONS



Enterprise Bell

From the bridge of the famed World War II aircraft carrier, it has been a part of the Naval Academy tradition since 1950. The late Admiral Harry W. Hill, then Superintendent, was instrumental in bringing the "E" Bell to Annapolis. It rings during special ceremonies honoring the sports teams that won the N-Star against Army. The bell is stationed in front of Bancroft Hall.

Midshipman

The word midshipman first appeared in English in the 17th century in the form of the word midshipsman to designate those men who were stationed "amidships," i.e. in the waist or middle portion of the vessel, while on duty. By 1687, however, the second 's' had been dropped to give the current form of the word. Midshipmen were originally boys, sometimes as young as seven or eight, who were apprenticed to sea captains to learn the sailor's trade.

In the early days of the American Navy, midshipmen trained aboard ship until they were eventually commissioned as ensigns. With the founding of the Naval Academy in 1845, it became possible, as it still is, for a midshipman to enter the Navy directly from civilian life. The name of students at the Naval Academy changed several times between 1870 and 1902, when Congress restored the original title of Midshipman, and it has remained unchanged since.

Tecumseh

The familiar Native American figurehead facing Bancroft Hall and Tecumseh Court has been an Annapolis resident since 1866. Originally, the figurehead of the USS Delaware was meant to portray Tamanend, the great chief of the Delawares. It developed that Tamanend was a lover of peace and did not strike the fancy of the Brigade. Looking for another name, Midshipmen referred to the figurehead as Powhatan and King Philip before finally settling on Tecumseh, the fierce Shawnee chieftain who lived from 1768-1813. The original wooden statue was replaced after some 50 years in the open weather by a durable bronze replica, presented by the Class of 1891. It is considered a good-luck "mascol" for the midshipmen, who in times past would throw pennies at it and offer left-handed salutes whenever they wanted a 'favor', such as a sports win over West Point, or spiritual help for examinations. These days it receives a fresh coat of war paint and is often decorated in various themes during football weeks and other special occasions such as Commissioning Week.



2017 NAVY FOOTBALL

ATHLETIC FACILITIES

Navy is dedicated to providing its student-athletes top-notch game day and practice atmospheres in every sport. Navy annually ranks among the league leaders in attendance in nearly every sport, and has hosted numerous Patriot League and NCAA Championship events over the last several years. Recently, many of the facilities have undergone extensive renovations, showing Navy's commitment, dedication and passion to providing the very best for its athletes.

Navy has played host to the NCAA Men's Lacrosse Quarterfinals five times in the last 11 years and will make it six times in 12 years this spring, the NCAA Women's Lacrosse Final Four, the season-opening Veterans Classic for men's basketball featuring some of the top teams in the country including Final Four participants Michigan State and North Carolina, the College Squash Association Individual Championship, the CWPA Eastern Water Polo Championship, the EIWA Wrestling Championship, the NCAA Zone Diving Championship, the ECAC Swimming Championship, the Women's Intercollegiate Sailing National Championship, the ECAC and the USAG Collegiate Gymnastics Championship and is the yearly home of the Military Bowl Presented by Northrop Grumman. This year, the Naval Academy will be hosting an NHL hockey game at Navy-Marine Corps Memorial Stadium between the Washington Capitals and the Toronto Maple Leafs.

In addition, Navy has also played host to Patriot League championships in the following sports: women's basketball, men's soccer, women's soccer, baseball, men's and women's tennis, men's and women's indoor and outdoor track and field, men's and women's lacrosse, men's and women's cross country, men's and women's golf and men's and women's swimming and diving.

Navy's facilities have also undergone major renovations and construction improvements, from the building of the \$52 million Wesley A. Brown Field House to a \$58 million overhaul of Navy-Marine Corps Memorial Stadium that gives the Midshipmen a dominant home-field football presence and made the facility the finest in college lacrosse.

Other major facility improvements include the building of the \$18.5 million Brigade Sports Complex, the \$18 million Hubbard Hall Rowing facility renovation, a \$10 million renovation to the Lejeune Hall pool that included new tile throughout both the 50 meter pool and dive well, a replacement of the dive towers and the addition of video boards, a \$5 million renovation of Rip Miller Field (removed crown, installed vertical drainage, replaced bleacher and press box), the \$1.8 million Willis Bilderback-Dinty Moore Navy Lacrosse Hall of Fame, a \$6 million renovation that is underway at the Naval Academy Golf Course a \$1.5 million renovation of the Halsey Field House squash facility and Dyer Tennis Center, the \$4 million Prusmack Rugby complex and a \$5.1 million renovation and expansion of the Halsey Fieldhouse multipurpose basketball facility giving both teams new locker rooms, player lounges with adjacent film rooms, expanded athletic training room with dedicated hydrotherapy room and new coaches' locker rooms.

Other facility improvements have included the Ricketts Hall training room expansion, a new video board at Alumni Hall, a new press box at the Glenn Warner Soccer facility, new hammer throw venues for track & field, installation of FieldTurf in Halsey Fieldhouse, new wrestling locker rooms as well as major renovations to the Terwilliger Brothers Field at Max Bishop Stadium where the Mids play baseball, and at Macdonough Hall for water polo.



2017 NAVY FOOTBALL



2017 NAVY FOOTBALL

Navy-Marine Corps Memorial Stadium was initially renovated with the first of three phases over a four-year time period (2002-05) and transformed into a state-of-the-art multi-use facility hosting Navy football, sprint football and men's and women's lacrosse as well as a myriad of other local, regional, national and international events. Recently (2011-15), a fourth phase of renovation has enhanced the venue's recruiting suites, hospitality facilities, scoreboards and locker rooms.

The \$58M project was privately funded by the Naval Academy Foundation and the Naval Academy Athletic Association (NAAA). 360 Architecture of Kansas City, Kan. and Alt, Breeding, Schwarz of Annapolis, Md. directed the design.

New components include two state-of-the-art video scoreboards, chair back seating, ADA seating platforms and access ramps, concession stands, end zone seating, luxury suites, and additional sideline seating created by lowering the playing field to give the stadium a more intimate look and feel.

In 2004, a 12,000 sq. ft. banquet facility was constructed to host class reunion dinners and other Naval Academy functions.

The first floor Admiral William Lawrence N-Room houses plaques listing the names of all USNA varsity letterwinners and can seat 600 for a banquet or formal dinner.

The second floor is the home of the Bilderback-Moore Navy Lacrosse Hall of Fame. The James H.H. Carrington Room is part of the Hall of Champions that displays lacrosse photos, trophies, memorabilia and a multimedia presentation representing the proud tradition of Navy lacrosse.

The banquet rooms are serviced by a full kitchen and bar areas with a fully-integrated audio and video system that features ten large screen televisions and the ability to give business presentations on both levels of the banquet facility.

The banquet facility is just one of many hospitality areas located in the stadium complex. Ten sideline suites are located on the lower east side of the stadium and eight in the south end zone. Large party tents are utilized with great views of the field in the southeast and southwest corners of the facility. Class reunions are frequently held in Class Ring North, located behind the battle arches in the north end, offering alumni an in-stadium tailgating opportunity.

A renovated press tower was completed prior to the 2004 season.

The fourth level, named the Flag Bridge, was erected under the old press area in the seating bowl. It has 71 permanent seats in front of additional stools, tables and chairs which allows for flexibility in hosting game day viewing or special events on non-game days.

The fifth level is dedicated to the writing press, radio booths, coaches' booths, scoreboard, public address and operations areas and the sixth level holds six suites.

In 2005, the lower concourse restrooms were expanded and the concourse was totally resurfaced. A major change to the stadium came with the installation of a new synthetic field surface, FieldTurf, which allows the stadium to be used 365 days a year.

In the summer of 2010, four luxury boxes, a television booth and camera locations were constructed on the Upper East Side. The relocation of the television production allows CBS Sports Network to better capture the Navy sideline and Brigade of Midshipmen. In order to enhance the Stadium's ADA capabilities, two new elevators make stops at the lower portion of the upper deck to allow for fans to access their seats via a pedestrian bridge.

NAVY-MAR MEMORIAL

2017 NAVY FOOTBALL

INE CORP STADIUM

In the summer of 2011, a new playing surface was installed at Navy-Marine Corps Memorial Stadium. The monoblade monofilament turf system was installed by FieldTurf making Navy the first FBS program with this type of field.

In the summer of 2013 two new state-of-the-art high-definition video boards were installed, the brand new construction of two enclosed recruiting and hospitality reception areas were completed in the south end zone and the home team locker room was completely refurbished. The recruiting room on the press box side of the stadium is also used for postgame press conferences.

In the summer of 2014, following a private dedication, the east tower formally became known as Akerson Tower, named in honor of distinguished Naval Academy graduate, Daniel F. Akerson '70. Additionally, two identical club lounges, with dedicated seating, were constructed on either side of the existing Akerson Tower upper-level suites to provide a premium game day experience for up to 350 people. The two clubs officially opened before the 2015 season. Two additional suites were also added with the new club level.

In 2016, a new south end zone video board was added to match the exact size and dimensions of the north end board. This gives the stadium two of the largest boards in the country in venues of comparable size.

The multi-purpose nature of Navy-Marine Corps Memorial Stadium has allowed it to play host to five NCAA Men's Lacrosse Quarterfinals, the 2005 NCAA Women's Lacrosse Championship, the 2005 Women's Lacrosse World Cup, the 2013 First and Second Rounds of the NCAA Women's Lacrosse Tournament, Major League Lacrosse games, as well as numerous high school, professional and local youth events. The stadium is the home of the Military Bowl presented by Northrop Grumman and the semi-annual site of a Baltimore Ravens' practice. This March it will host an NHL game between the Washington Capitals and the Toronto Maple Leafs.

The memorial aspects of the original structure were preserved and enhanced during the renovations. More than 8,000 chair back memorial plates were removed, refurbished and reinstalled in the new seats. Hundreds of memorial plaques received the same treatment and are featured on the Memorial Plaque Wall in the North Memorial Plaza. Battle arches and class arches have been constructed to tell the illustrious story of the Naval Services. Each combination of battle arches contains a history lesson on the left arch and a description of the particular battle on the right. Each and every battle fought by either the Navy or Marine Corps is depicted through the use of color-coded battle streamers allowing visitors to chronologically view the story of the brave men and women who we honor for their service to our country. There was also an arch dedicated to those that went on to serve in the Air Force.

The stadium was rededicated on Oct. 8, 2005 before Navy's annual battle with Air Force. The Mids won the game, 27-24.

The dedication plaque for Navy-Marine Corps Memorial Stadium reads as follows:

"This Stadium is dedicated to those who have served and will serve as upholders of the traditions and renown of the Navy and Marine Corps of the United States. May it be a perpetual reminder that the Navy and Marine Corps are organizations of men trained to live nobly and serve courageously in peace, champions of our integrity; in war, defenders of our freedom."

2017 NAVY FOOTBALL

THE CONSTRUCTION NAVY-MARINE CORPS MEMORIAL STADIUM

Navy unveiled its newest pride and joy, the \$3 million dollar Navy-Marine Corps Memorial Stadium, before 25,000 spectators by beating William & Mary, 29-2, on Sept. 26, 1959. Joe Bellino scored the first points in stadium history on a 53-yard touchdown run, while fullback Joe Matalavage rumbled for an 86-yard touchdown run. Quarterback Jim Maxfield led the Navy offense to two more touchdowns as the Midshipmen piled up 289 yards rushing while holding The Tribe to just 101 yards of total offense.

"I remember that we were all very proud of our new stadium and so impressed with how big and beautiful it was," Jim Dunn, an offensive center and captain of the 1959 squad, told the Annapolis Capital. "That stadium really helped put Navy football on the map. It made home games much more of an event."

Plans to construct a new stadium actually began more than two decades before and in 1939, the Naval Academy Athletic Association bought a 106-acre tract of farmland in West Annapolis.

By 1941, architects had completed preliminary plans and specifications, so rough grading of the former Davis-Smith site began.

However, World War II intervened and delayed construction of the stadium until 1956. That is when a survey showed the available athletic space for the Naval Academy intramural program to be woefully inadequate. Demolishing Thompson Stadium, home to Navy football since 1912, would free up five acres of valuable on-campus space for outdoor exercise activities.

Thompson Stadium had become terribly outdated in terms of seating, parking and other amenities and had deteriorated tremendously during its 48-year existence.

Academy officials estimated it would require \$300,000 in renovations just to restore the stadium to limited utility without adding another seat, parking space or improved facilities. As a result, a drive to raise private funds for a new stadium began and was coordinated by Rear Admiral William R. Smedberg III, Superintendent of the Naval Academy at the time. Captain Eugene B. Fluckey served as campaign director and is credited with generating contributions that more than covered the cost of constructing the stadium. The stadium was funded by thousands of dedicated alumni, sailors, marines and friends of the United States Naval Academy, who donated the \$3 million in private gifts. As a result, Navy was able to build a stadium that was worthy of its great football tradition.

"Thompson Stadium wasn't much to speak of. It was like a high school stadium to most of the players," quarterback Joe Tranchini told the Capital. "Navy-Marine Corps Memorial Stadium was definitely a major upgrade."

A portion of this story was reprinted from the *Annapolis Capital*.



SIGNIFICANT MOMENTS

NAVY-MARINE CORPS MEMORIAL STADIUM

This year marks the 59th year that Navy has played football at Navy-Marine Corps Memorial Stadium. This 34,000-seat facility was built at a cost of \$3 million with all of the money raised through private contributions. The stadium was dedicated on Sept. 26, 1959, when Navy defeated William & Mary, 29-2 and was rededicated on Oct. 8, 2005, when Navy defeated Air Force, 27-24.

In the 258 games played in the stadium, the Midshipmen have attracted 6,769,464 fans. Navy drew the largest crowd in stadium history in 2013 when 38,225 fans packed Navy-Marine Corps Memorial Stadium to watch Navy beat Air Force, 28-10

As it heads into the 2017 season, Navy owns a 158-99-1 (.612) record in games played at Navy-Marine Corps Memorial Stadium. The Mids have won 16-consecutive regular season games at home.

SIGNIFICANT MOMENTS

Sept. 26, 1959 – Navy defeats William & Mary, 29-2, in the first game played at the stadium.

Sept. 24, 1960 – President Eisenhower watches as the Midshipmen defeat Villanova, 41-7.

Nov. 12, 1960 – Heisman Trophy winner Joe Bellino of Navy sets a school record by scoring four touchdowns in a 41-6 win over Virginia.

Oct. 26, 1963 – Heisman Trophy winner Roger Staubach leads the Mids to a 24-12 win over unbeaten Pittsburgh by completing 14-of-19 passes, seven to Jim Campbell.

Sept. 23, 1967 – Navy receiver Rob Taylor sets school records for most catches (10) and most yards receiving (140) in a game, as Navy beats Penn State, 23-22, when Taylor catches a 16-yard TD pass with 57 seconds left.

Oct. 23, 1976 – Tony Dorsett becomes the NCAA's all-time career rushing leader when he runs for 180 yards and three TDs in Pitt's win.

Nov. 12, 1977 – Navy beats Georgia Tech, 20-12, as Naval Academy alumnus President Jimmy Carter watches.

Sept. 12, 1981 – Navy defeats The Citadel for its 500th all-time win.

Nov. 7, 1981 – Eddie Meyers sets a Navy record for most rushing yardage in a game with 298 yards and four touchdowns in the Mids' 35-23 win over Syracuse.

Nov. 17, 1984 – Navy defeats second-ranked South Carolina, 38-21, in one of the biggest upsets ever for the Mids. It marks only the third time Navy has beaten an opponent ranked this high.

Sept. 22, 1990 – Alton Grizzard becomes Navy's all-time career total offense leader in a 23-21 win over Villanova.

Oct. 5, 1996 – The Mids explode for 64 points to top Duke, 64-27, on Homecoming.

Nov. 9, 1996 – Navy clinches its first winning season since 1982 with a 30-14 victory over Delaware.

Nov. 16, 1996 – Chris McCoy sets a school record with 44 rushing attempts vs. Tulane. McCoy finished with 214 yards rushing as the Mids cruise to their seventh win of the season.

Sept. 13, 1997 – Chris McCoy ties an NCAA record by rushing for three touchdowns on consecutive carries, as Navy defeated Rutgers, 36-7.

Oct. 18, 1997 – Gerald Wilson returns an interception 95 yards for a touchdown, as Navy defeats VMI, 42-7. The 95-yard interception return is a stadium record and second longest in school history.

Nov. 22, 1997 – Pat McGrew had a 91-yard touchdown run, second longest in school history and longest in stadium history, as Navy rolls over Kent State, 62-29.

Aug. 30, 2003 – Kyle Eckel rushed for 129 yards and two touchdowns, while Craig Candeto rushed for 96 yards and two scores as Navy defeated VMI, 37-10. The win was the first by Navy at home in four years.

Nov. 22, 2003 – Quarterback Craig Candeto directed touchdown drives on all eight possessions he played as Navy destroyed Central Michigan, 63-34, in front of a Senior Day crowd of 29,527. Candeto, who rushed for 100 yards in the first quarter, finished with 150 yards rushing and three touchdowns and 105 yards passing and one touchdown. The win made Navy bowl eligible for the first time since 1996.

Nov. 20, 2004 – Seniors Kyle Eckel, Aaron Polanco and Eric Roberts rushed for two touchdowns apiece as Navy routed Rutgers, 54-21, in front of a Senior Day crowd of 33,615. Navy, which scored 47-consecutive points in the game, rushed for 476 yards and 613 yards of total offense. The victory gave the Mids an undefeated record at home for the first time since 1996.

Oct. 8, 2005 – On a day that was already special because of the rededication of Navy-Marine Corps Memorial Stadium, sophomore Joey Bullen made it even more memorable by drilling a 46-yard field goal with four-tenths of a second remaining to give Navy a thrilling 27-24 comeback victory over Air Force.

Aug. 30, 2008 – Shun White rushed for a school-record 348 yards and three touchdowns on just 19 carries to lead Navy to a season-opening 41-13 victory over Towson.

Sept. 20, 2008 – Matt Harmon's 24-yard field goal with 2:06 remaining gave Navy a 23-21 lead and Ross Pospisil's interception two plays later put the game away, as the Midshipmen rallied for a thrilling 23-21 victory over Rutgers in front of a then stadium-record crowd of 37,821.

Nov. 1, 2008 – Linebacker Clint Sovie's 42-yard fumble return for a touchdown with 37 seconds left in regulation capped a 20-point rally in the final 9:16 to send the game into overtime and quarterback Ricky Dobbs' one-yard run in overtime gave Navy a miraculous 33-27 overtime victory over Temple.

Sept. 26, 2009 – Navy celebrated the 50th anniversary of the first game played at Navy-Marine Corps Memorial Stadium by wearing replica 1959 jerseys against Western Kentucky. Quarterback Ricky Dobbs rushed for 143 yards and four touchdowns in the 38-22 victory.

Oct. 3, 2009 – The Navy defense completely shut down the nation's top rushing offense, while junior kicker Joe Buckley drilled three field goals, including a 38-yarder in overtime, to lead Navy to a 16-13 victory over Air Force in front of a sellout crowd of 37,820.

Nov. 14, 2009 – Ricky Dobbs rushed for a then Navy-Marine Corps Memorial Stadium-record five touchdowns on 26 carries to help lead Navy to a 35-18 victory over Delaware.

Oct. 20, 2012 – Navy scored 10 points in the final 5:30 to come from behind and shock Indiana, 31-30, in front of 33,441 fans on Homecoming. Keenan Reynolds hit Matt Aiken with a touchdown pass with 2:02 remaining to give Navy the lead and a Parish Gaines interception clinched the Mids' first win over a BIG TEN opponent at home since 1926.

Oct. 5, 2013 – Keenan Reynolds ran for 126 yards and three touchdowns as Navy defeated Air Force, 28-10, in front of a stadium-record crowd of 38,225.

Oct. 26, 2013 – One week after missing an extra-point in the second overtime that cost his team a chance to defeat Toledo, Nick Sloan redeemed himself against Pittsburgh booting a 30-yard field goal as time expired to give Navy a thrilling 24-21 come-from-behind victory.

Oct. 25, 2014 – Keenan Reynolds rushed for 251 yards and three touchdowns on 39 carries to give Navy a 49-39 Homecoming victory over San Jose State. Reynolds' first touchdown of the day set the school record for career rushing touchdowns with 50.

Nov. 15, 2014 – Keenan Reynolds rushed for a career-high 277 yards and a stadium-record six touchdowns to lead Navy to a 52-19 victory over Georgia Southern.

Sept. 19, 2015 – Keenan Reynolds ran for five touchdowns and 142 yards as the Midshipmen dominated East Carolina in their American Athletic Conference debut, 45-21.

Oct. 3, 2015 – Keenan Reynolds rushed for 183 yards to lead Navy to a 33-11 rout of Air Force. It was Navy's largest margin of victory in the series since 1978.

Oct. 31, 2015 – Keenan Reynolds scored twice in the fourth quarter to tie the collegiate mark for career rushing touchdowns and Navy set a school record with three 100-yard rushers in a 29-17 victory over USF. Reynolds finished with 117 yards rushing, while Chris Swain rushed for a game-high 131 yards and Dishan Romine had 117 yards. It marked the first time in program history that three players each rushed for 100 or more yards in a game.

Nov. 14, 2015 – Keenan Reynolds shattered the FBS career rushing touchdown record scoring four rushing touchdowns against SMU in Navy's 55-14 rout of SMU. The four rushing touchdowns gave Reynolds 81 in his career, surpassing Montee Ball's record of 77.

Dec. 28, 2015 – Keenan Reynolds wrapped up his record-setting career in spectacular fashion, rushing for three scores and passing for another to lead Navy to a 44-28 victory over Pittsburgh in the Military Bowl. Reynolds' final touchdown, with 4:19 remaining, clinched the win and gave him 88 total touchdowns for his career, breaking the tie with Louisiana Tech's Kenneth Dixon for most touchdowns in FBS history. The win was the 11th on the year for Navy, which is a school record.

Oct. 22, 2016 – Will Worth rushed for 115 yards and threw two touchdown passes to help lead Navy to a 46-40 victory over #6 Houston. It was Navy's first win over a team ranked in the Top 10 since 1984. Navy entered the game as a 17-point underdog, but shredded the No. 1-ranked rushing defense in the country for 306 yards on the ground. Josiah Powell's 34-yard interception return for a touchdown was the big play of the game.

2017 NAVY FOOTBALL

NAVY-MARINE CORPS MEMORIAL STADIUM

The Daniel F. Akerson Tower

The east side tower of Navy-Marine Corps Memorial Stadium was officially dedicated the Daniel F. Akerson Tower in a private ceremony on May 1, 2014. Dan '70 and Karin Akerson established the largest private gift in Naval Academy history with their \$20 million commitment to the school, a significant portion of which served as the lead gift for the Phase IV renovations to Navy-Marine Corps Memorial Stadium that commenced in the summer of 2013. Their generous contribution paved the way for the installation of two new state-of-the-art high-definition video boards, the construction of two enclosed recruiting and hospitality reception areas in the south end zone, the complete refurbishment of the home team locker room and the construction of two premium club lounges on the upper-level of Akerson Tower adjacent to the stadium's existing upper-level suites.

Athletic & Scholarship Programs Trustees Club

Located in the south club of Akerson Tower, the Athletic & Scholarship Programs Trustees Club was formally dedicated in the spring of 2016. In recognition of a \$3 million dollar commitment to establish a sustainment and preservation fund for Navy-Marine Corps Memorial Stadium and for over seven decades of dedicated support by the USNA Foundation's Athletic & Scholarship Program Trustees, this space will serve as a lasting tribute to the organization's commitment to Navy Athletics.

Mike & Robin Yeager Pavilion

The blue side recruiting suite was officially dedicated as the Mike & Robin Yeager Pavilion in the fall of 2015. Mike '76, was an outstanding football player at the Naval Academy, before serving in the Marine Corps and pursuing a successful career in the energy industry. He and his wife, Robin, made a significant contribution towards the Phase IV renovations to Navy-Marine Corps Memorial Stadium. Their pavilion provides a versatile space, suitable for hosting prospective midshipmen student-athletes, entertaining athletic donors, holding post-game press conferences and catering to a variety of other uses on non-football weekends.

Cmdr. Michael B. Clark & Lisa Quadrini Postgame Media Center

Located inside of the Yeager Pavilion, the Cmdr. Michael B. Clark '69 & Lisa Quadrini Postgame Media Center serves as the site for the Navy football program's postgame media interviews. Professional grade audio-visual equipment allows the space to be converted from its in-game hospitality use to its postgame media use. Six video monitors throughout the room ensure that all attendees can have a front-row seat during the Midshipmen's postgame interviews.

Jack Stephens Field

The United States Naval Academy Campaign: Leaders to Serve the Nation received a \$10 million gift from Mr. Jackson T. Stephens of Little Rock, Arkansas in 2003. The late Mr. Stephens was a 1947 graduate of the Naval Academy and the former Chairman of Stephens Group, Inc. His gift supported the renovations of Navy-Marine Corps Memorial Stadium, the Class of 1947 Legacy project to benefit the Academy's Museum, and other important Campaign priorities. The field at Navy-Marine Corps Memorial Stadium is named "Jack Stephens Field" in his honor.

The Rear Adm. Hamilton Locker Room Complex

The Rear Adm. Thomas J. Hamilton Locker Room Complex at Navy-Marine Corps Memorial Stadium was officially dedicated at the opening game of the 1992 season. The \$800,000 facility includes home and visiting team locker rooms, training rooms, an officials' dressing area and an office for the stadium supervisor. There are separate dressing and shower areas for coaches in each of the locker rooms. The locker rooms accommodate approximately 100 players and coaches for each team. The 16,000-square-foot structure is of masonry construction and is completely air conditioned. The facility actually includes two buildings and incorporates the arch which has been a traditional part of the entrance at the south end of the stadium. The arch was refurbished to match the decor of the complex. The home team locker room was renovated in the summer of 2013.

Terwilliger Family Scoreboard

The Terwilliger Family is honored to have the north scoreboard named after it for its contribution to the Naval Academy and to the Navy-Marine Corps Memorial Stadium renovation project. Ron Terwilliger is a member of the Class of 1963. His brother Bruce is a member of the Class of 1965. Both were varsity athletes, scholars and served on active duty upon graduation. They are honored to give back to the Naval Academy, which gave so much to them.

STADIUM ATTENDANCE RECORDS

1.	38,225	vs. Air Force	October 5, 2013
2.	37,970	vs. Pitt	October 18, 2008
3.	37,821	vs. Rutgers	September 20, 2008
4.	37,820	vs. Air Force	October 3, 2009
5.	37,615	vs. Air Force	September 29, 2007
6.	37,506	vs. Air Force	October 1, 2011
7.	37,094	vs. Pitt	October 26, 2013
8.	36,992	vs. Wake Forest	October 20, 2007
9.	36,918	vs. Rutgers	October 14, 2006
10.	36,397	vs. Tulsa	November 12, 2016

2017 NAVY FOOTBALL

NAVY-MARINE CORPS MEMORIAL STADIUM 50TH ANNIVERSARY

In 2009, the Naval Academy Athletic Association celebrated the 50th anniversary of Navy-Marine Corps Memorial Stadium by honoring the 1959 Navy team that defeated William & Mary in the first game played at the stadium and announcing an all-time Navy-Marine Corps Memorial Stadium team. The 2009 team wore 1959 replica jerseys against Western Kentucky to celebrate the 50th anniversary of the first game.

50TH ANNIVERSARY NAVY-MARINE CORPS MEMORIAL STADIUM TEAM

Offensive Line

Terrence Anderson (1996-99)
Skip Dittmann (1963-66)
Brian Drechsler (1994-97)
Jim Freeman (1961-64)
J.D. Gainey (1995-98)
Anthony Gaskins (2005-08)
Antron Harper (2004-07)
Jeff Johnson (1980-83)
Tom Lynch (1960-63)
Frank McCallister (1977-80)

Wide Receivers

Bert Calland (1970-73)
Greg Mather (1958-61)
Phil McConkey (1975-78)
Rob Taylor (1964-67)

Running Backs

Joe Bellino (1957-60)
Cleveland Cooper (1971-74)
Reggie Campbell (2004-07)
Napoleon McCallum (1981-85)
Eddie Meyers (1978-81)

Quarterbacks

Kaipo-Noa Kaheaku-Enhada
(2005-08)
Chris McCoy (1994-97)
Roger Staubach (1961-64)

Defensive Line

Bill Dow (1964-67)
Tim Jordan (1978-81)
Bob Kuberski (1989-92)
Andy Person (1992-95)
Eric Rutherford (1981-84)
Jeff Sapp (1973-76)
Charlie Thornton (1976-79)

Linebackers

Clint Bruce (1993-96)
Andy Bushak (1972-75)
Mike Kronzer (1977-80)
David Mahoney (2003-06)
Vince McBeth (1983-86)
Andy Ponseigo (1980-83)
Tyler Tidwell (2003-06)

Secondary

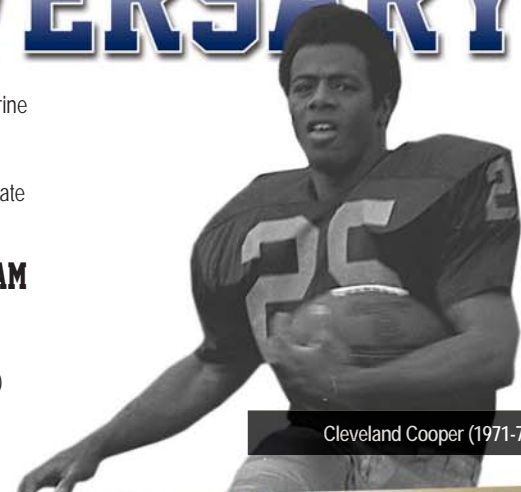
Gervy Alota (1994-97)
Sean Andrews (1994-97)
Rick Bayer (1964-67)
Marc Firlie (1983-86)
Chris Lepore (1997-00)
Chet Moeller (1972-75)
Josh Smith (2001-04)
John Sturges (1974-77)

Specialists


Tray Calisch (1996-99)
Steve Fehr (1978-81)
Matt Harmon (2005-08)
John Skaggs (2000-03)

Coaches

Wayne Hardin (1959-64)
Paul Johnson (2002-07)
George Welsh (1973-81)



Cleveland Cooper (1971-74)




Bill Dow, DL (1964-67)



Chris McCoy, QB (1994-97)



John Skaggs, P (2000-03)



2017 NAVY FOOTBALL

FOOTBALL FACILITIES

Ricketts Hall

Navy's football team has the use of one of the top facilities in the country in Ricketts Hall. A \$12 million renovation of Ricketts Hall has provided upgraded meeting rooms for the football team, offices for the football coaches, a player's lounge for the football team and offices for the Naval Academy Athletic Association administrators, the business and ticket offices, sports information and sports promotions and marketing.

In 2004, a renovation was completed that added a trophy and reception room, as well as new football offices and meeting rooms.

In 2007, the weight room was renovated with new lighting, synthetic turf sprint lanes and a new paint scheme. The football locker room was also completely renovated to increase the size of the facility, which included a player's lounge area complete with big screen televisions and video games.

In 2011, the training room was completely renovated, as were Rip Miller Field and the coaches locker rooms.

In 2014, a new turf field was installed on Rip Miller Field that was identical to the turf at Navy-Marine Corps Memorial Stadium.

In 2015, a new 1,800 square foot lounge with a glass wall overlooking the weight room was added as well as a newly created nutrition room, renovated office space for six strength and conditioning coaches and a new 1,350 square foot football coaches locker room adjacent to the coaching offices on the third floor.

Future projects include The Terwilliger Center for Student-Athletes, which will be a must-see destination for Navy recruits and visitors to the Academy. This state of the art facility will employ cutting edge technology to illustrate the Academy's robust Physical Mission, showcase Navy's rich and vibrant athletic history and celebrate the achievements of Navy's student-athletes on and off the field. The facility is designed to contain an immersion theater, a 250-seat auditorium, an Army-Navy tribute exhibit, a celebration of the pioneers in women's athletics at the Naval Academy, an executive conference room and an interactive display that celebrates the many facets of midshipmen student-athletes.

Ricketts Hall is named after Admiral Claude Vernon Ricketts, a 1929 graduate who played end for the Midshipmen, earning a varsity letter in 1928. During the battle at Pearl Harbor, Ricketts received a Letter of Commendation for his efforts to save his ship and his mortally wounded captain. He later became Commander Second Fleet and then assumed duties as the Vice Chief of Naval Operations.

Bellino Auditorium

A theater in the complex for staff and team meetings is named after 1960 Heisman Trophy winner Joe Bellino.



2017 NAVY FOOTBALL

Staubach Locker Room

The football locker room, which is named after 1963 Heisman Trophy winner Roger Staubach, features lockers that incorporate a built-in seat for each player and a personal lock box. This locker room can house up to 150 players and was totally refurbished in the summer of 2005.

Jack Lengyel

Strength & Conditioning Facility

Overlooking the Severn River and the Chesapeake Bay sits the Ricketts Hall weight room.

Mike Brass and his strength and conditioning staff instruct the Midshipmen in their daily workouts. Programs are structured to help the athletes maximize their overall athletic abilities. A variety of speed/strength workouts are organized throughout the year, both in-season and off-season. Olympic-style lifts, which include the snatch and the clean and jerk, are the core exercises used at the Naval Academy. Variations of these lifts, along with squatting and pressing exercises, are performed during each workout. Flexibility, speed and agility development, conditioning and nutritional information are the final components of each daily workout.

Encompassing 12,000-square feet of prime weightlifting space, the Midshipmen complete their speed/strength workouts on:

- 22 Power Lift full racks (each station includes):
 - Power Lift Olympic platform
 - Multi-purpose cable pulley unit
 - Dip bars
 - Pull up bars
 - Hyper-extension
 - Multi-purpose bench
 - 555lbs of Iron Grip weights plus bar
 - 180KG of Uesaka weights plus bar
 - Physio Ball
- 10 Black Iron magnetic dumbbell stations 15lbs-102lbs
- 11 pieces of Hammer Strength equipment
- 10 pieces of Nautilus equipment
- 6 Nautilus neck pieces
- State-of-the-art speed development equipment which includes a 5x40 yard indoor turf
- 14 Rotating 60" flat screen TVs with integrated high tech computer system split into 5 separate zones, used to post individualized workout programs, messages, timing clocks and training videos all of which is connected to a 3000 watt speaker system for premium sound. The system also has a built in video control systems which enables us to video an athlete performing an exercise and play it back instantly to ensure proper technique is being performed.

The Red Romo Training Center

The Romo Physical Training Center, which is named for Navy's former athletic trainer the late Leon (Red) Romo, incorporates a state-of-the-art rehabilitation therapy pool, Hydroworx, for use by athletic teams and the Brigade of Midshipmen, an AlterG anti-gravity Treadmill, a computerized injury management system which will network with all other training rooms around the Naval Academy and with the Naval Academy Medical Department, updated equipment and treatment modalities and a doctor's examination area with a portable x-ray unit and self chilling cold whirlpools.



Jack Lengyel



Red Romo



2017 NAVY FOOTBALL

CHET GLADCHUK DIRECTOR OF ATHLETICS

In his 16 years as Director of Athletics, Chet Gladchuk has overseen a renaissance of the Naval Academy athletic program. His administrative leadership has helped lead the program to one of the most successful periods in school history.

In 2016-17, Navy won 62 percent of its contests, produced 14 All-Americans, four Academic All-Americans, 12 conference coaches of the year, 13 conference athletes of the year and 11 conference championships.

Additionally, Navy won the Patriot League Presidents' Cup, which is awarded to the member institution with the highest cumulative sports point total based on conference championships and final regular season standings in sponsored men's and women's sports, for the fifth time in the last six years.

Navy got it done in the classroom as well with 23 of Navy's 25 NCAA sponsored teams above the national average for their respective sport in the Academic Progress Report. Additionally, four Mids were named Patriot League Scholar-Athlete of the Year in their respective sports.

The women's lacrosse team made history in 2017 by becoming the first female Service Academy team to make the final four as the Mids advanced to the national semifinals by beating Penn, UMass and #2 and defending National Champion North Carolina.

The Navy football team, in just its second year in the American Athletic Conference, won the West Division title outright and played for a conference title for the first time in school history.

The move to the American, which was engineered by Gladchuk, will continue to secure Navy's future as a strong national FBS football program for the future.

Gladchuk's efforts have been recognized on a national level. He was one of four finalists in the spring of 2016 for the Sports Business Journal's Athletic Director of the Year award and received the John L. Toner Award from the National Football Foundation in December of 2016, which recognizes an athletics director who has demonstrated superior administrative abilities and shown outstanding dedication to college athletics and particularly college football.

Gladchuk won the Bobby Dodd Athletic Director of the Year Award in 2005. The award is presented in recognition of an athletic director's support and commitment toward the successful advancement of the department, most specifically in the sport of football. Additionally, he was recognized by the Secretary of the Navy for his contributions and service to the Navy and the Naval Academy with the Superior Public Service Award to the Department of the Navy.

Gladchuk has been able to parlay Navy's athletic success into an exclusive television deal with CBS Sports Network that has increased Navy's television exposure both in the United States and internationally. CBS Sports Network, the first 24-hour college sports network, televises every Navy home and select neutral site football games (excluding Notre Dame and Army which are televised nationally by CBS), as well as other Midshipmen men's and women's athletic events, original programming and documentaries centered on the storied Navy athletic program. The long-term, multi-media agreement includes internet streaming, broadband and video-on-demand rights and high definition rights. A major part of the agreement was that all home



football games would be played on Saturday for the convenience of the Navy alumni. Navy sports are seen all over the world with the international distribution of Navy programming, especially to the troops serving abroad. Navy's contract with CBS Sports Network runs through 2018.

Gladchuk has also added radio giants WBAL (1090 AM) in Baltimore and WFED (1500 AM, 1050 AM, 820 AM) in Washington D.C./Northern Virginia to Navy's radio network.

WBAL Radio, which is also the home of the Ravens, is Maryland's dominant and most powerful radio station.

WFED Radio, which is also the home of the Washington Nationals, is a 50,000-watt station that will air a minimum of 10 regular-season football games.

Since being introduced as the Academy's 28th Director of Athletics on Sept. 4, 2001, Gladchuk has pressed forward on numerous fronts with energy and vision. From the hiring of some of the top coaches in the country to the renovation of Navy-Marine Corps Memorial Stadium, Gladchuk has made improvements in several key areas that will prove more success on the athletic fields for years to come. Head coaching hires such as Ken Niumatalolo, who is the school's all-time winningest football coach, Bill Roberts in men's swimming, John Morrison in women's

swimming, Paul Kostacopoulos in baseball, Keith Puryear in women's tennis, Nadia Ste-Marie in women's golf, Cindy Timchal, the all-time winningest women's lacrosse coach in NCAA history, Stefanie Pemper, one of the all-time winningest Division III women's basketball coaches in history, Larry Bock, the all-time winningest coach in collegiate volleyball history, Ed DeChellis, the 2009 Big Ten Basketball Coach of the Year at Penn State, Rick Sowell, who was a two-time America East Men's Lacrosse Coach of the Year, Chris Garner, who led Amherst to two NCAA Division III Men's Tennis titles and Joel Sharratt, a three-time All-American wrestler at Iowa. Gladchuk also hired former Olympians Kip Simons (gymnastics) and Michael Anti (rifle).

During Gladchuk's tenure at the Naval Academy, he has seen the Midshipmen win 149 conference titles, produce 209 All-Americans and 92 Academic All-Americans.

He has embraced the local community and alumni base, and is an often-requested speaker, visiting areas all over the country as he shares the vision of the Naval Academy and the Naval Academy Athletic Association.


Gladchuk's biggest impact on the Naval Academy has been the \$64 million renovation of Navy-Marine Corps Memorial Stadium where under his leadership the stadium was completely refurbished over a six-year time frame. Gladchuk has worked closely with the city, county, state and neighborhood associations to ensure proper communication and sensitivity to issues that benefit both the NAAA and community at large. The NAAA was awarded the Green Star award by former Annapolis Mayor Ellen Moyer for commitment to the environment during the ongoing renovation of Navy-Marine Corps Memorial Stadium.

Gladchuk and the NAAA have also teamed up with the Naval Academy Foundation to raise private funds for facilities such as the Brigade Sports Complex (golf, tennis, hockey and rugby), Max Bishop Stadium (baseball), varsity squash courts, various team locker rooms and a number of practice facilities. Over the past decade over \$130 million dollars

2017 NAVY FOOTBALL

PAST ATHLETIC DIRECTORS

Harris Laning 1895	1910-12	John E. Whelchel '20	1943-44
Arthur P. Fairchild '01	1912-15	Harles O. Humphreys '22	1944-46
Charles Earle Smith '03	1915-17	Edmund B. Taylor '25	1946-48
William F. Halsey Jr. '04	1917-18	Thomas J. Hamilton '27	1948
Douglas L. Howard '06	1918-23	Henry H. Caldwell '27	1949-51
Byron McCandless '05	1923-25	Ian C. Eddy '30	1951-54
Jonas H. Ingram '07	1925-30	Charles Elliott Loughlin '33	1954-57
Henry D. Cook Jr. '03	1930-31	Slade Cutter '35	1957-59
John W. Wilcox Jr. '05	1931-34	Asbury Coward '38	1959-62
Robert C. Giffen '07	1934-37	William S. Busik '43	1962-65
Ernest W. McKee '08	1937-40	Alan R. Cameron '44	1965-68
Thomas S. King II '11	1940-42	J. O. Coppedge '47	1968-88
Harvey E. Overesch '15	1942	Jack Lengyel	1988-2001
Lyman S. Perry '20	1942-43	Chet Gladchuk	2001-present



has been raised in support of the physical mission and intercollegiate athletics.

Other highlights during Gladchuk's tenure at the Naval Academy include the renegotiation of the Army-Navy contract which resulted in over \$46 million to the two schools over an eight-year period, scheduling Maryland, Notre Dame, Ohio State and Army at M&T Bank Stadium in Baltimore to promote Navy football in the community, negotiating the extension of the Navy-Notre Dame football game television contract with CBS through 2018 and the Army-Navy contract with CBS through 2028 and negotiating bowl deals with the Houston, Emerald, Poinsettia, Meineke Car Care, EagleBank, Texas, Armed Forces and Military Bowls.

Gladchuk is heavily involved with NCAA, the American Athletic Conference and Patriot League committees. He was selected to serve on the NCAA Leadership Council, which is one of the highest NCAA appointments an athletic director can realize. The council helps set the Division I legislative agenda and advises the NCAA regarding major legislative issues being considered.

Gladchuk has been on the NACDA (National Association of Collegiate Athletic Directors) Executive Committee and has served as the Chairman of the Executive Committee in the Patriot League and a member of the NCAA Olympic Sport Liaison Committee.

Gladchuk came to the Naval Academy from the University of Houston, where he had been the Director of Athletics for four years and guided the Cougars to 19 Conference USA Championships, while making significant strides in the academic success of their student-athletes, gender equity and fiscal management.

Before Houston, Gladchuk was the Director of Intercollegiate Athletics, Intramurals and Recreation for seven years at his alma mater, Boston College. Under Gladchuk, Boston College emerged as one of the NCAA's elite programs of the 1990s winning numerous Big East and NCAA Championships. The school's graduation rate for all student-athletes was over 90 percent and the Eagles won the College Football Association's Academic Achievement Award for the highest graduation rates among all Division I schools in three of his last five years at Boston College. Gladchuk led the Alumni Stadium expansion effort, which resulted in a \$35 million improvement to the football stadium.

Prior to rejoining Boston College, Gladchuk served as AD at Tulane University from 1987-90. During his tenure, he directed the reinstatement of the Green Wave basketball program to Division I status. In addition, he oversaw the construction of new facilities for the athletics administration as well as baseball, track and field and tennis teams after a \$25 million athletics campaign was successfully completed.

From 1985-87, he served as Associate AD at Syracuse University, heading operations, NCAA compliance, financial aid and facility operations.

Gladchuk lettered in football at Boston College and graduated with honors in business management in 1973. He earned a master's in sports administration from the University of Massachusetts-Amherst in 1974, where he began his career in intercollegiate athletics, including serving for seven years as Director of General Physical Education, Assistant and Associate Athletic Director for the university. He also has served as Director of Athletics and head football coach for the New Hampton (Prep) School in New Hampshire prior to leaving for UMass.

He and his wife, Kathy, have four children: John, a graduate of Loyola Marymount; Katie, a graduate of Boston College; Christie, a graduate of Trinity; and Julie, a graduate of the University of North Carolina.

2016-17 NAVY ATHLETICS A YEAR IN REVIEW

OVERALL RECORD
306-185-6 (.622)

NAVY ATHLETICS BY THE NUMBERS

**4 PATRIOT LEAGUE
SCHOLAR-ATHLETES OF THE YEAR**

14 ALL-AMERICANS

4 ACADEMIC ALL-AMERICANS

12 CONFERENCE COACHES OF THE YEAR
13 CONFERENCE ATHLETES OF THE YEAR

11 CONFERENCE CHAMPIONSHIPS
**PATRIOT LEAGUE PRESIDENTS' CUP CHAMPS
FOR FIFTH TIME IN SIX YEARS**

2017 NAVY FOOTBALL

ACADEMIC ACHIEVEMENT

First-Rate Faculty and Staff

The Naval Academy's philosophy of education stresses attention to individual students by highly qualified faculty members who are strongly committed to teaching. Classes are small, with an average size of fewer than 18 students and a student-faculty ratio of 8:1. All courses at the Naval Academy are taught and graded by faculty members, not by graduate assistants.

Our 600-member faculty is an integrated group of officers and civilians in nearly equal numbers. Officers bring fresh ideas and experiences from operational units and staffs of the Navy and Marine Corps. The academy's civilian faculty members give continuity to the educational program and form a core of professional scholarship and teaching experience. Working together closely, these military and civilian faculty members form one of the strongest and most dedicated teaching faculties of any college or university in the United States.

Majors

Students at the Naval Academy can select one of 25 different majors grouped into six different divisions: Division of Engineering and Weapons, Division of Mathematics and Science, Division of Humanities and Social Sciences, Division of Professional Development, Division of Leadership Education and Development, and the Division of Character Development and Training. In addition to graduating with a Bachelor's of Science, students can attain a minor in one of seven different languages: French, German, Spanish, Russian, Japanese, Arabic and Chinese.

Students who excel at the Naval Academy have many opportunities to challenge and advance themselves through several special programs -- Trident Scholars, Honors Programs, and Voluntary Graduate Education Program (VGEP).


Academic Progress Report

Twenty-three of Navy's 25 NCAA sponsored varsity sports programs rank above the national average in their respective sport in the NCAA Academic Progress Report. Football's APR is a 982, while the national average is 966.

The Academic Progress Rate is a real-time measure of eligibility and retention of student-athletes competing on every Division I sports team. The APR awards two points each term to student-athletes who meet academic-eligibility standards and who remain with the institution. A team's APR is calculated by the total points earned by the team at a given time divided by the total points possible.

Senior CLASS Award

Ricky Dobbs ('11) was named the 2010 Senior CLASS Award winner for the Football Bowl Subdivision, becoming the second Navy student-athlete to win the award. The Senior CLASS Award was started in 2001 by Dick



▲ Football's 1st place finish at the 2010 Lowe's for the Football Bowl Subdivision

▲ Michael Woulfe ('16) earned NWCA and CoSIDA Academic All-America honors in 2016 and received an NCAA Postgraduate Scholarship.



▲ Ryan Bailey ('17) was named a CoSIDA First-Team Academic All-American, Patriot League Scholar-Athlete of the Year for men's swimming, and was the recipient of an NCAA Postgraduate Scholarship.

2017 NAVY FOOTBALL

▲ John Dowd ('12) was a Two-Time First-Team Academic All-American and is the first football player in school history to achieve that feat.



Ricky Dobbs ('11) was named Senior CLASS Award winner Football Bowl Subdivision.

◀ Meghan Hegarty ('18) earned CoSIDA Academic All-America honors in 2015 and 2016 as a member of Navy's women's soccer team.



▲ Stephen Born ('18) earned CoSIDA Academic All-America honors in 2016 and 2017.

◀ Ellen Bradford ('16) of the women's swimming team was a three-time CoSIDA Academic All-American (2014-16) and was named the Patriot League's Scholar-Athlete of the Year among all sports in 2016. Bradford was the recipient of an NCAA Postgraduate Scholarship.

Enberg in response to the growing trend of men's basketball players leaving school early for the NBA. The award honors the attributes of senior student-athletes in four areas: classroom, community, character and competition. Navy has produced seven first-team honorees in their respective sports over the last eight years, highlighted by Dobbs' award in 2010 and 2008 grad Evan Barnes, who was men's soccer's inaugural award winner in 2007. Additionally, women's basketball player Kate Hobbs ('07), women's soccer's Lizzie Barnes ('08), men's lacrosse's Andy Tormey ('09), football's John Dowd ('12), Elizabeth Hoerner ('14) of women's soccer and baseball's Adrian Chinnery ('17) each were named to the Senior CLASS All-America First Team.

Scholarship Winners

In addition to furthering their education at schools across the country, students at the Naval Academy annually are in competition for several prestigious scholarships. Since Navy's first Rhodes Scholar, E. Van Meter ('28), a total of 50 Naval Academy graduates have received the Rhodes Scholarship, including 2013 graduate Katie Whitcombe, a member of the women's track and field team. Also, 28 grads have won George C. Marshall Scholarships and 16 have won a Gates Cambridge scholarship.

Standout swimmer Kelly Zahalka ('09) was a recipient of both the Harry S. Truman and Gen. George C. Marshall Scholarships, which paved the way for her to study for two years in the United Kingdom. Katie Davidson ('13) of the women's swimming team and Ronald Allen ('13) of the sprint football team won Marshall Scholarships in 2013.

Former women's track and cross country runner Kayla Sax ('10) became just the ninth student from the Naval Academy to be awarded a Gates Cambridge Scholarship, which has enabled her to contribute to research focused on alternative energy sources at the University of Cambridge. The now Kayla Barron was recently selected as an astronaut candidate by NASA.

Eric Washkewicz ('13) became the second student-athlete from the Navy lightweight rowing team to be selected for a Gates Cambridge Scholarship, joining Tom Paul ('12). Washkewicz is the 11th student from the Naval Academy to earn the scholarship.

Ryan Bailey ('17) of the men's swimming team was awarded an NCAA Postgraduate Scholarships during the 2016-17 academic year. He is the 14th Navy student-athlete in the last eight years to earn a postgraduate scholarship.

Ethan Doherty ('17) of the offshore sailing team won a Trident scholarship and was class valedictorian.

Navy football player E.K. Binns received an \$18,000 postgraduate scholarship from the National Football Foundation and was a finalist for the Academic Heisman in 2015.

Academic All-Americans

Naval Academy student-athletes have totaled 120 CoSIDA Academic All-America certificates over the years, with 87 of those awards coming since the start of the 1999-2000 academic year.

Patriot League Scholar-Athletes

Navy had four Patriot League Scholar-Athletes of the Year in 2016-17: Patricia Mattingly (Women's Volleyball), Ryan Speir (Men's Cross Country), Ryan Bailey (Men's Swimming) and Thomas Pecor (Men's Tennis).

2017 NAVY FOOTBALL

COMMUNITY SERVICE

The men and women of the United States Naval Academy have committed themselves to the service of our nation. During their four years in Annapolis, the Midshipmen demonstrate their willingness to give by taking part in several community service events.

From outreach opportunities such as autograph sessions following athletic events, to working with underprivileged youths, the student-athletes at Navy give back to the area they call home during their college years.

The following are a few examples of community service opportunities performed by Navy athletics during the 2016-17 academic year.

Baseball

As a part of the 2017 Freedom Classic, the team volunteered its time at the James and Connie Maynard Children's Hospital at Vidant Medical Center in Greenville and later with a youth baseball camp at Grainger Stadium in Kinston.

The team also hosted its annual free skills clinic for local area youths as preparation for their upcoming Little League seasons after a home game in March.

Women's Basketball

The team adopted a young girl from Friends of Jaclyn Foundation. The Friends of Jaclyn Foundation's mission is to improve the quality of life for children battling pediatric brain tumors and other childhood cancers and to raise awareness through their Adopt-A-Child, Safe on the Sidelines and Guardian Angel Programs. They do this by pairing the afflicted child and their siblings with local sports teams, campus clubs, and arts programs in their community.

The team also participated in the "Score for Schools" program, where the team goes to elementary/middle schools and gives motivational talks to the students at assemblies and instructed at basketball clinics at NSA Annapolis.

Football

Four players visited a veteran's retirement home. Players visited a Children's Hospital and installed fire alarms for people in need during bowl week activities in Fort Worth. Several members of the team spoke at various elementary and middle schools around Annapolis. Multiple players and staff volunteered to speak to underprivileged youth members of The Five Star Heart Project during their annual visit to Naval Academy. Several players volunteered at the PALS Hawks youth football camp.

Sprint Football

The team volunteered for the Central Elementary School 5k Tiger Trot and April Fools Day Run in an effort to raise funds for classroom and school improvements.

The sprint program also supported the North County Family Reunion 2017 Event for the youth K-12 in coordination with Men of Courage International (MOCI). MOCI is achieving its mission of ending "fatherlessness" by enriching the families of Annapolis and across Anne Arundel County through our two programs: Strong Dads and Community and Family Enrichment Corp. of Maryland (CFEM).

The team continued its association with the TEAM IMPACT program. The team added Sully Shields, a local youth with Stage 4 Neuroblastoma to its team in 2015 and have continued to foster a tight-knit and valuable relationship with the child.

The team also volunteered for Walk for Wishes, Annapolis 2017. The team supported this event with Sully Shields and his family in an effort to grant the wishes of local kids battling life-threatening medical conditions.

The team also had several members that supported the Special Olympics.

Gymnastics

The team had the privilege of volunteering with the Honor Flight program in early April. Members of the team traveled to the BWI airport to welcome 23 World War II veterans and one Korean War veteran and their families as they came to visit the Nation's Capital. The upper class members of the team ran the 9/11 Heroes Run in support of the Travis Manion Foundation. Several members of the team volunteered their time to coach kids ages 6 to 14 at Paragon Gymnastics in order to help the kids get ready for the 2017 gymnastics season.

Men's Lacrosse

Hosted the Annapolis Boys and Girls Club where they took part in the first-annual Christmas Lax Ball, benefitting inner city children. Every child was paired up with a Navy lacrosse player, who then put the child through a brief lax clinic, followed by a talk from head coach Rick Sowell and the Mayor of Annapolis. Each child received a t-shirt and signed poster of the team.

The team also participated in the 26th annual Giving Tree program at the Naval Academy. Every year midshipmen from the Naval Academy's sixth company decorate a holiday tree with paper angel ornaments provided by the Salvation Army. Each paper angel has the first name, age and gender of a child in need of presents in the local



2017 NAVY FOOTBALL

community and contributors can remove one or more tags from the tree and purchase gifts for the child or children. The lacrosse team selected three tags and replaced them with a number of gifts to make this holiday season a special one for a number of local children.

Lastly, the team continued its affiliation with Team IMPACT and adoptee 6-year-old Grayson Osborne of Edgewater as our team member (they also adopted his sister Annabelle and his brother Holden). Team IMPACT connects children facing life-threatening and chronic illness with college sports teams in hopes of inspiring and motivating them. The child gains great strength, camaraderie and support and the student athletes are taught lessons about courage, resiliency and life perspective that they can't learn in a classroom.

Women's Lacrosse

Members of the Navy women's lacrosse team surprised Wheatley Elementary School in Washington D.C., to deliver gifts they collected for 14 kindergarteners.

The team volunteered at this year's Special Olympics. The players were matched up with a participant in the Special Olympics, and guided them and cheered them on while they ran through their events.

The players helped coach fifth and sixth graders on one of the BAYS lacrosse teams. Members of the team volunteered at the Marine Corps Marathon and the Travis Manion 5K in Annapolis.

Several team members participated in the Mids for Kids program - reading and mentoring at local elementary schools.

Offshore Sailing

The team hosted a sailing event for Recovering Warriors in both September and April. Veterans and their family members were brought from Bethesda to Annapolis and sailed a series of races off the Annapolis City Dock. At the end of the racing, there was lunch and an awards ceremony with Annapolis officials presiding.

Women's Soccer

Worked Special Olympics as a team, attended the Down Syndrome Connection Party as a team and held a free clinic in the spring.

Squash

The Navy squash players interacted with two urban squash programs, Baltimore Squash Wise and San Francisco Bay Area Squash Drive. Each event included interacting with urban youths on the squash court and the classroom.

Men's Swimming

The team participated in the aquatic portion of the annual Maryland Special Olympics held at the Naval Academy as well as Swim Across America, where Navy swimmers served as "guardian angel" swimmers for participants in this swim across the Magothy River for cancer research.

Men's Tennis

The tennis team participated in the 24 Hours of Tennis benefit held by the Tennis Alliance of Anne Arundel County. This was a community event to raise awareness within the tennis community for a new indoor center in Anne Arundel County. Their motto is "Tennis for Everyone" and the Navy players all helped bring this to life at the event. Players participated in clinics and instruction for players of all ages. The team also participated in a kids clinic at the Milwaukee Tennis Classic.

Women's Tennis

Volunteered at the Arthur Ashe Kids' Day at the USTA Billie Jean King National Tennis Center in Flushing Meadows, N.Y. to help kick off the U.S. Open. The team volunteered by playing tennis and teaching drills to young children and interacting with kids taking part in the annual Arthur Ashe Kids' Day. The Arthur Ashe Kids' Day is the largest single-day, grassroots tennis and entertainment event in the world. In addition to participating in tennis activities, children have the opportunity to view concerts and partake in other games and activities.

The team also put on a clinic for kids during spring break.

Men's Track & Field

Manned a water stop for the Annapolis 10-miler setting up tables, filling water and gatorade cups, offered support and encouragement to all the runners and cleaned up the streets of water cups and energy gel packs.

The team also conducted a Run, Jump, 'n Throw clinic for approximately 300 children at Heritage Elementary School in Chula Vista, CA during spring training in San Diego over their lunch break. The team members provided instruction in running mechanics, hurdling, relay exchanges, long jumping, shot put (light weight shot) and javelin.

Women's Volleyball

The team hosted a free kids' volleyball clinic for boys and girls in grades 5-8. Over 50 kids attended the clinic and many left with a new found love for the game. The team also volunteered at the Special Olympics.

Water Polo

The water polo team hosted the aquatics portion of the Special Olympics in Scott Natatorium. A regular participant in the annual event on the Yard, water polo's new and improved facility allowed the program to once again play host to the swimming competitions.

Wrestling

The wrestling team was critical to the set-up and operation of the Manion Foundation 9/11 run at Navy-Marine Corps Stadium. The annual event draws 2000+ runners and the proceeds go to support to local fire, police and other first responding heroes in our community. The team was also heavily involved in the Special Olympics.



2017 NAVY FOOTBALL

ANNAPOLIS AND THE CHESAPEAKE REGION

The Naval Academy is located in historic Annapolis, the capital of Maryland. In 1650, Puritans seeking religious freedom nestled into a spot on the western shore of the Chesapeake Bay and called their new town Providence. Settlers soon spread across the Severn River to the land that now makes up Maryland's capital city. The small settlement grew and was renamed Anne Arundell in 1694 in honor of Lord Baltimore's wife.

Governor Francis Nicholson chose the growing town on the Severn as the new provincial capital because of its central location. He rechristened it Annapolis in 1695 in honor of King James II's daughter, Princess Anne, who became Queen of England in 1702. Annapolis was granted a royal charter as a city in 1708.

Annapolis became the nation's first peacetime capital in 1783. From November 1783 to August 1784, the Continental Congress met in the Maryland State House. It was here that they accepted George Washington's resignation as commander-in-chief of the Continental Army and ratified the Treaty of Paris, ending the Revolutionary War. The Maryland State House is the oldest in continuous legislative use in the country. It is also the first and only State House to serve as the nation's capitol.

The colonial heritage of Annapolis is still evident as the city boasts more brick buildings from the 1700s than any other city in the country.


The heart of downtown Annapolis has also been designated a National Historic District and a National Historic Treasure. Many fine examples of colonial architecture, including the Maryland State House, Hammond-Harwood House, Chase-Lloyd House and the William Paca House and Gardens, are open to visitors.

In August, 2009, Annapolis was named a Top Ten finalist for the International Award for Livable Communities, a competition focused on creating livable communities through sound environmental practices.

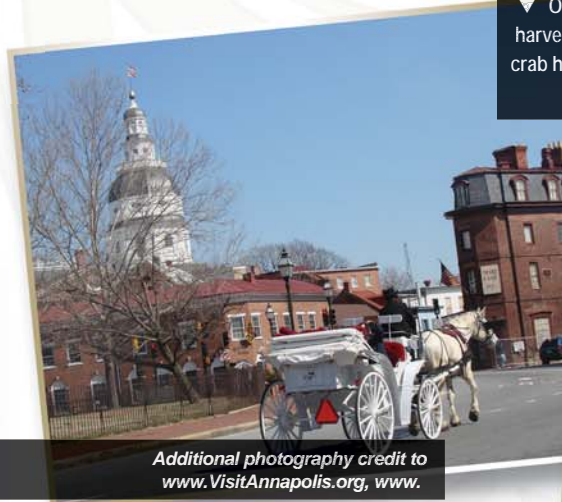
Annapolis is located on the western shore of the Chesapeake Bay, the largest estuary in the United States. The Chesapeake provides natural environs, sightseeing, sailing, fishing, kayaking and more, helping Annapolis become America's Sailing Capital. The water-lover will also revel in the fact that Maryland has nearly 4,000 miles of shoreline – more than any other state.

Within 30 minutes of Annapolis lies both Washington, D.C., and Baltimore, providing entertainment and sightseeing opportunities for residents and tourists alike.

▶ The Annapolis State House is the oldest in continuous legislative use in the country. It was here where General George Washington resigned his commission in the Continental Army, and where the Treaty of Paris ending the Revolutionary War was ratified.



▼ Over 80 million pounds of blue crab are harvested yearly in Maryland. The Maryland crab harvest makes up more than 50 percent of the annual U.S. catch.

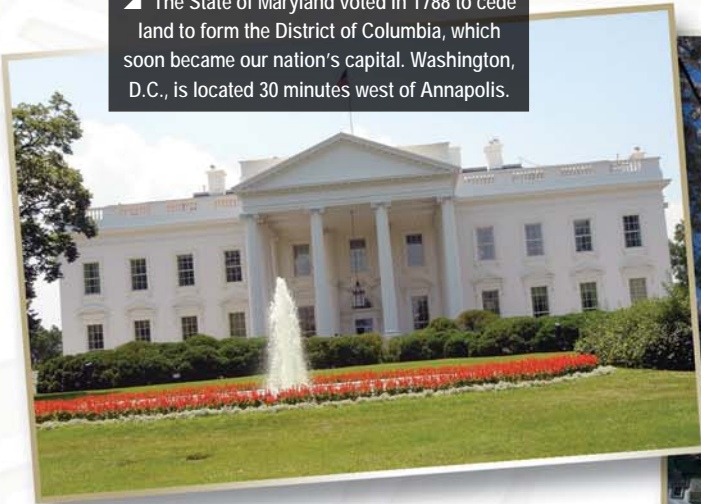


Additional photography credit to www.VisitAnnapolis.org, www.VisitAnnapolis.org.



2017 NAVY FOOTBALL

▲ The State of Maryland voted in 1788 to cede land to form the District of Columbia, which soon became our nation's capital. Washington, D.C., is located 30 minutes west of Annapolis.



▲ During the War of 1812, Francis Scott Key witnessed the bombardment of Fort M'Henry in Baltimore and was inspired to pen the words to a poem entitled "The Star-Spangled Banner," which eventually became the national anthem.

▼ Pimlico Race Course, home of the Preakness Stakes, is located in Baltimore. The horse industry contributes \$1.5 billion annually to the state's economy. There are over 20,000 horse farms located in Maryland.



▼ Baltimore's Inner Harbor is just 30 minutes from Annapolis. The City of Baltimore features Harborplace, the Maryland Science Center, the National Aquarium, B&O Railroad Museum, American Visionary Art Museum, and homes for both the MLB's Baltimore Orioles and the NFL's Baltimore Ravens.



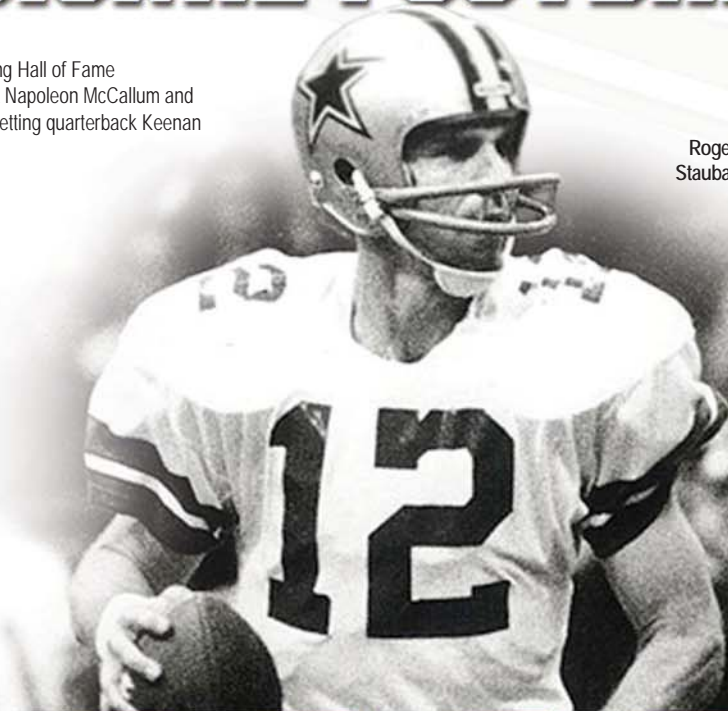
2017 NAVY FOOTBALL

MIDSHIPMEN IN PROFESSIONAL FOOTBALL

The Naval Academy has produced several significant NFL players, including Hall of Fame quarterback Roger Staubach of the Dallas Cowboys, Raiders running back Napoleon McCallum and New York Giants wide receiver Phil McConkey. This past season, record-setting quarterback Keenan Reynolds was drafted in the sixth round by the Baltimore Ravens.

Roger Staubach

Player, Class	Professional Team	Years
Art Carney '24	New York Giants	1925-26
James Schuber '28	Chicago Bears	1930
Ben Chase '46	Detroit Lions	1947
Dick Duden '47	New York Giants	1949
Don Whitmire '47	Green Bay Packers	1949
Joe Bartos '48	Washington Redskins	1950
Bob Reifsnyder '59	New York Titans	1960-61
Joe Bellino '61	New England	1965-67
Roger Staubach '65	Dallas Cowboys	1969-79
Glen Nardi '72	Pittsburgh Steelers	1973
Phil McConkey '79	New York Giants	1984-87
	Phoenix Cardinals	1989
Napoleon McCallum '85	Los Angeles Raiders	1986, 1990-94
Bob Kuberski '93	Green Bay Packers	1994-98
	Atlanta Falcons	1999
	Denver Broncos	2000
Jim Kubiak '95	Carolina Panthers	1996-97
	Indianapolis Colts	1998
	New York Jets	1999
	Indianapolis Colts	1998-99, 2003
Chris McCoy '98	Green Bay Packers	1998-99
David Viger '98	New York Jets	1998-02
	Detroit Lions	2003
Travis Williams '00	Green Bay Packers	2001-03
Kyle Eckel '05	New England Patriots	2005
	Miami Dolphins	2005-06
	New England Patriots	2007
	Philadelphia Eagles	2008
	New Orleans Saints	2009
	Denver Broncos	2010
Tyree Barnes '09	New England Patriots	2009-10
Shun White '09	New England Patriots	2009-11
Eric Kettani '09	New England Patriots	2009-11
	Washington Redskins	2012-13
	Cleveland Browns	2014
Joe Cardona '15	New England Patriots	2015-current
Keenan Reynolds '16	Baltimore Ravens	2016-current
Chris Swain '16	San Diego Chargers	2016
	New York Jets	2016



Napoleon McCallum



Bob Kuberski



Chris McCoy



Shun White



Tyree Barnes




Eric Kettani



Joe Cardona



Keenan Reynolds



Chris Swain

NATIONAL SPOTLIGHT



Every time one of our Midshipmen student-athletes dons the Navy Blue and Gold, he or she represents the Brigade of Midshipmen, United States Naval Academy, United States Navy & Marine Corps, and the United States of America.

The Navy football program has had 134-consecutive games televised by either CBS, NBC, ABC, CBS Sports Network, Fox Sports Network, ESPN, ESPN2, ESPNU, ESPNEWS or ESPN3.

Whether it is CBS, CBS Sports Network, Showtime, ESPN, the *Washington Post* or the *Annapolis Capital/Baltimore Sun*, the varsity athletic programs at the United States Naval Academy are given the platform to tell the much bigger story of our United States Navy & Marine Corps.

The national exposure given to our athletic programs is invaluable to our overall mission and with the move of the football program to the AMERICAN ATHLETIC CONFERENCE, it has increased substantially.

ARMY-NAVY

☆ A GAME OF ☆ HONOR



The Capital

The Washington Post



2017 NAVY FOOTBALL



2017 SEASON PREVIEW

2017 Preseason Notes	42-46
Preseason Depth Chart.....	47
Pronunciation Chart.....	47
Numerical Roster.....	48
Alphabetical Roster.....	49
Geographic Breakdown	50-51

2017 NAVY FOOTBALL

SEASON OUTLOOK

AMERICAN ATHLETIC CONFERENCE RELEASES 2017 FOOTBALL SCHEDULE

- The 2017 Navy football schedule released today by the American Athletic Conference features five attractive home games at Navy-Marine Corps Memorial Stadium that includes four conference games and a visit from Service Academy rival Air Force. CBS Sports Network will televise all five games at Navy-Marine Corps Memorial Stadium.
- Navy will kick off the 2017 campaign on Friday, Sept. 1 when the Mids travel to Boca Raton, Fla. to take on the Florida Atlantic Owls in Lane Kiffin's debut as the head coach. The two teams have met just once before with the Mids coming away with a 24-17 win in 2012.
- The Mids will open up conference play at home the following Saturday (Sept. 9, 3:30 PM) when Willie Fritz's Tulane Green Wave come to town. Tulane was 4-8 in Fritz's debut season in the Big Easy that included a tight 21-14 loss to Navy.
- After a bye week, the Cincinnati Bearcats will appear on Navy's schedule for the first time since 1956 and for just the third time ever as they come calling to Navy-Marine Corps Memorial Stadium on Saturday, Sept. 23 for a 3:30 PM tilt. Former Ohio State assistant Luke Fickell is in his first year as the head coach of the Bearcats, taking over for Tommy Tuberville after last year's 4-8 season.
- The Mids hit the road the following Saturday (Sept. 30) to take on a tough Tulsa squad that finished 10-3 in 2016 and defeated Central Michigan, 55-10, in the Miami Beach Bowl. The Mids beat Tulsa in a thriller last year, 42-40.
- The Air Force Falcons come to Annapolis on Saturday, Oct. 7 for a 3:30 PM game that is the first game in the round-robin series between the three Service Academies in pursuit of the Commander-In-Chief's Trophy.
- Navy will travel Tennessee the following Saturday (Oct. 14) to face a Memphis squad that finished 8-5 a year ago and played in the Boca Raton Bowl. The Mids defeated the Tigers last year, 42-28, in Annapolis.
- UCF will make an appearance on Navy's schedule for the first time on Saturday, Oct. 21 at 3:30 PM for Navy's Homecoming game. The Knights finished 6-7 last year and played in the AutoNation Cure Bowl.
- After a bye week, Navy will travel to the City of Brotherly Love to take on the Temple Owls in a game that is a rematch of the 2016 AAC Championship Game. The game will be played on either Thursday, Nov. 2 and will be televised by ESPN.
- SMU will close out the home portion of the Navy schedule on Saturday, Nov. 11 at 3:30 PM. The Mustangs were much improved in 2016, just missing a bowl game (5-7).
- The Mids will travel to historic Notre Dame Stadium on Saturday, Nov. 18 to take on the Irish in a game that will be televised nationally by NBC. Navy edged Notre Dame last year in a thriller, 28-27, in Jacksonville.
- The Mids will have a short turnaround time the following week as Navy travels to Houston to take on the Cougars the day after Thanksgiving (Nov. 24) in a game that will be televised by either ABC or an ESPN Family of Network. Navy upset No. 6 Houston, 46-40, last year in Annapolis. The Cougars finished with a 9-4 record in 2016 that included an appearance in the Las Vegas Bowl.
- The American Athletic Conference Championship Game will be played on Saturday, Dec. 2 at the home of the division champ with the best conference record Temple defeated Navy in last year's championship game played in Annapolis.
- The annual Army-Navy Game presented by USAA will take place the week after the AAC Championship Game on Saturday, Dec. 9 at Lincoln Financial Field in Philadelphia. The Mids are 12-0 all-time at Lincoln Financial Field (10-0 vs. Army, 2-0 vs. Temple). The 118th playing of the Army-Navy game will kick off at 3 PM and will be televised nationally by CBS.
- Navy has won 14 straight regular-season games at Navy-Marine Corps Memorial Stadium and the Mids are 24-4 at home over the last five years.
- Navy returns 46 letterwinners and 12 starters (4 offense/7 defense/kicker) off last year's squad that went 9-5 and won the AAC West Division title with a 7-1 record. The Mids played in a bowl game last year for the 13th time in the last 14 years.

PALMORE AND BONNER NAMED 2017 TEAM CAPTAINS

- Navy head football coach Ken Niumatalolo announced at the annual Navy football banquet that rising seniors slot back **Darryl Bonner** (Fayetteville, N.C.) and outside linebacker **D.J. Palmore** (Bartlett, Tenn.) have been elected team captains for the 2017 football season by their teammates.
- "Being elected team captain at the Naval Academy is one of the highest honors you can receive at an institution that prides itself on producing great leaders," said Niumatalolo. "Darryl and D.J. are not only outstanding football players, but they are great leaders in the locker room and in Bancroft Hall and I have no doubt that they will be great captains for us."
- Bonner, who entered his junior campaign with two career yards of total offense (rushing), turned into "Big Play" Darryl in 2016. He rushed for 229 yards and two touchdowns on 30 carries (7.6 yards per carry), catching 10 passes for 278 yards (27.8 yards per catch) and three touchdowns and returning two kickoffs for 71 yards (35.5 yards per return). He averaged 14.0 yards every time he touched the ball.
- Palmore has started 25 career games for the Mids at outside linebacker, including 12 starts last fall. He was Navy's fourth-leading tackler a year ago with 56 stops, while leading the team in sacks (six) and tackles for a loss (11.5). In his career, Palmore has recorded 99 tackles, 16.5 tackles for a loss and eight sacks.

2016 IN REVIEW

- Navy's nine wins in 2016 are tied for the fifth most in school history. It is just the 16th time in 136 years of football that Navy has won nine or more games in a season. The Mids played nine teams in 2016 that finished the season with eight or more wins, which tied for the most in the country.
- In just its second season in a conference, Navy won the AAC West Division title after sharing the division crown with Houston in its first year.
- The Mids had to fight through a ton of injuries last year. Navy had a total of 102 missed games by key starters or contributors.
- Navy is 26-8 (.764) over its last 34 games. The Mids own wins over #15 Memphis (2015) and #6 Houston (2016) during that time period.
- Navy is 14-3 (.824) against AAC teams since joining the conference in 2015.
- Navy's senior class (17) finished with a 37-16 (.698) mark. The 37 wins are the most in school history by a senior class.
- This year's seniors (18) will enter the year with a career record of 28-12 (.700), which means they need to win nine games to tie and 10 games to break the record for most wins by a senior class.
- Navy will enter the 2017 season on a three-game losing streak. It is Navy's longest losing streak since 2014 when the Mids lost three straight to Rutgers, Western Kentucky and at Air Force. The Mids won 26 of their next 31 games after the previous three-game losing streak.
- Over the last five years, Navy is 27-2 (.931) when winning the turnover battle.

700 CLUB

- With its 66-31 victory over East Carolina on Nov. 19, Navy became the 24th school in the FBS and the first Service Academy to reach 700 wins in its program's history.
- Navy has amassed a 701-552-57 (.557) record over 136 seasons of football.

NAVY SETS SINGLE-SEASON OFFENSIVE MARKS IN 2016

- Navy scored a school-record 531 points in 2016, topping the previous record of 511 points set by the 2007 team.
- Navy scored a school-record 73 touchdowns. The 2007 team previously held the record with 65.
- The 2016 team averaged a school-record 5.2 touchdowns per game (73 in 14 gms). The previous school record of 5.0 touchdowns per game was set by the 1954 squad.
- Navy scored a school-record 61 rushing touchdowns last fall. The 2007 and 2015 teams previously held the record with 53 rushing TDs.
- Navy amassed a school-record 6,136 yards of total offense. The previous record was 5,773 yards set in 2007.
- Navy averaged a school-record 6.8 yards per play in 2016. The previous record for yards per attempt was 6.4 set in 2005 and later tied in 2014 and '15.

NAVY MISSED A LOT OF KEY PLAYERS IN 2016

- Despite Navy's 9-5 record, it had to fight through a ton of injuries throughout the season. Navy had a total of 102 missed games by key starters or contributors.
- OT **Robert Lindsey** (Missed 14 games) (Starter going into season)
- K **DJ Grant Johnson** (14) (Starter going into season)
- QB **Tago Smith** (13) (Starter)
- LB **Daniel Gonzales** (10) (Starter - Co-Captain)
- DB **Elijah Merchant** (6) (Starter)
- WR **Zach Fraade** (6) (Significant contributor)
- SB **Josh Brown** (6) (Significant contributor)
- SB **Josh Walker** (6) (Significant contributor)
- DB **Kyle Battle** (6) (Significant contributor)
- OLB **Josiah Powell** (5) (Starter)
- FB **Chris High** (3) (Starter)
- WR **Tyler Carmona** (3) (Starter)
- OLB **DJ Palmore** (1) (Starter)
- LB **Hudson Sullivan** (3) (Starter)
- WR **Craig Scott** (2) (Significant contributor)
- LB **Brandon Jones** (1) (Starter/Significant contributor)
- DB **Jerry Thompson** (1) (Significant contributor)
- SB **Calvin Cass Jr.** (1) (Significant contributor)
- ST **Ryan Harris** (1) (significant contributor)

2017 NAVY FOOTBALL

SEASON OUTLOOK

NAVY'S NINE WINS TIED FOR FIFTH MOST IN SCHOOL HISTORY

- Navy's nine wins in 2016 are tied for the fifth most wins in school history.
- The Mids won a school-record 11 games in 2015 and 10 games in 2009, 2004 and 1905.

MOST WINS IN SCHOOL HISTORY

Rk	Wins	Team
1.	11	2015
2.	10	2009
	10	2004
	10	1905
5.	9	2016
	9	2013
	9	2010
	9	2006
	9	1996
	9	1978
	9	1963
	9	1960
	9	1957
	9	1926
	9	1908
	9	1907

NAVY AMONG NATION'S MOST SUCCESSFUL PROGRAMS IN THE COUNTRY

- The Mids own a 120-60 (.667) record from 2003-16 after posting a 3-30 (.091) mark from 2000-02.
- The 120 wins are the 20th most in the country during that time period.

MOST WINS FROM 2003-16

Rk	Wins	Team
1.	156	Boise State
2.	151	Ohio State *
3.	147	Oklahoma
4.	144	Alabama*
5.	141	LSU
6.	140	USC *
7.	136	Wisconsin
8.	135	Florida State
9.	133	TCU
	133	Georgia
11.	132	Oregon
12.	131	Virginia Tech
	131	Clemson
14.	128	Florida
15.	124	Utah
16.	123	Auburn
17.	122	Texas
	122	West Virginia
	122	BYU
20.	120	Navy
21.	119	Nebraska
22.	118	Louisville
	118	Northern Illinois
24.	113	Iowa
25.	112	Cincinnati
	112	Missouri

*Includes vacated wins

NIUMATALOLO SPELLS SUCCESS

- Navy football coach **Ken Niumatalolo** has been on the the Mids' sideline as either an assistant or head coach for 19 of the last 22 years (1995-98 and 2002-07 as an assistant, 2008-current as the head coach).
- Over those 19 years, Navy has compiled a 144-92 record (.610), won 10 Commander-In-Chief's Trophies, gone to 14 bowl games and won six bowl games, and has either shared or won the AAC West in Navy's first two years in the league. Navy is 26-12 in Service Academy games with Niumatalolo on the coaching staff (.684).
- In the 117 seasons without Niumatalolo, Navy has posted a 555-460-57 (.549) record, won five Commander-In-Chief's Trophies (in 26 years), gone to eight bowl games and won three bowl games. Navy is 54-64-7 (.460) in Service Academy games without Niumatalolo on the sideline.

MIDS CONSISTENTLY AMONG NATION'S TOP RUSHING TEAMS

- Over the last 14 years, Navy has consistently been one of the top rushing teams in the country, never finishing lower than sixth.
- The Mids kicked off the trend in 2002 when they finished third in the country in rushing, averaging 270.8 yds/gm.
- In 2003, Navy led the nation averaging a then school-record 323.2 yds/gm.
- In 2005, Navy led the country in rushing for the second time in three years, averaging 318.7 yds/gm.
- Navy finished the 2006 campaign averaging a nation's-best and then school-record 327.0 yds/gm.
- The Mids rushed for a school-record 348.8 yds/gm in 2007, becoming the first team in NCAA history to lead the nation in rushing three-consecutive years.
- In 2008, Navy led the country in rushing for an unprecedented fourth-straight year, averaging 292.4 yds/gm.
- The Mids finished #2 in the country in 2013, averaging 325.4 yards per game.
- Navy finished #2 in the country in 2014, rushing for 338.1 yards per game. It was the Mids' best rushing effort since 2007 when they set the school record.
- In 2015, the Mids finished #2 in the country, averaging 326.7 yards per game. Georgia Southern, coached by current Tulane coach Willie Fritz, led the country in 2015 averaging a whopping 363.0 yards per game.
- Navy finished 2016 ranked #4, rushing for 310.9 yards per game.
- Navy, along with Army West Point, led the country last fall in games with 300 yards rushing with nine.

NAVY RUSHING ATTACK

Year	Nat'l Rk	Average
2002	3rd	270.8
2003	1st	323.2
2004	3rd	289.5
2005	1st	318.7
2006	1st	327.0
2007	1st	348.8 (<i>single-season Navy record</i>)
2008	1st	292.4
2009	4th	280.5
2010	6th	284.8
2011	4th	312.3
2012	6th	278.4
2013	2nd	325.4
2014	2nd	338.1
2015	T2nd	326.7
2016	4th	310.1

2016 NCAA LEADERS IN RUSHING OFFENSE

Rk	RYPG	School
1.	350.0	New Mexico
2.	339.5	Army West Point
3.	317.4	Air Force
4.	310.1	Navy
5.	285.3	USF

300-YARD RUSHING GAME LEADERS IN 2016

Rk	RYPG	School
1.	9	Navy
	9	Army West Point
3.	8	Tulsa
4.	7	Air Force
	7	New Mexico

TOUCHDOWN NAVY

- Navy has scored a rushing touchdown in 62 consecutive games.
- The last time the Mids did not score a rushing touchdown they were shut out, losing to San Jose State, 12-0, in 2012.

TOUGH IN THE RED ZONE

- The Mids finished 62-69 (.899) in the red zone in 2016, with 55 of those scores resulting in touchdowns (.797).
- The defense gave up 42 scores in 46 opportunities (.913), but just 29 of those scores resulted in a touchdown (.630).

TIME TO GET READY

- Under Niumatalolo, Navy is 23-15 (.605) with more than one week to prepare for an opponent.

2017 NAVY FOOTBALL

SEASON OUTLOOK

CLOSE CALLS

- The Mids are 31-19 (.620) under Ken Niumatalolo in games decided by eight points or less.
- Navy played eight games in 2016 that were decided by one possession and won five of them. The eight one possession games are the most in school history.

NAVY IN GAMES DECIDED BY 8 POINTS OR LESS (SINCE 2003)

Year	Record
2003	1-2
2004	4-0
2005	3-2
2006	3-2
2007	3-3
2008	4-1
2009	4-3
2010	4-3
2011	2-5
2012	4-0
2013	3-2
2014	4-1
2015	1-0
2016	5-3

CONVERTING ON THIRD DOWN

- Navy finished #1 in the country in third down conversions, (.85-156, .545) in 2016.

2016 NCAA LEADERS IN THIRD DOWN CONVERSIONS

Rk	Pct.	Team
1.	.545	Navy
2.	.537	Western Michigan
3.	.518	Texas Tech
4.	.515	Oklahoma
5.	.512	Clemson

A NOVEMBER TO REMEMBER ON OFFENSE

- In the month of November (vs. Notre Dame, Tulsa, East Carolina and SMU), the Navy offense scored on 34 of its 38 drives (.895) with 33 of those drives resulting in a touchdown (.868). The Mids also had two drives in which they punted and two that were lost on downs (Navy took a knee on six other occasions, four victory formations and two at the half).
- The Mids averaged 61 points per game over their last three games in November and scored over 60 points in back-to-back games for the first time since 1917.
- Navy produced more than 500 yards of total offense in each of the final three contests in November, a first in school history.
- The Mids had not posted 600 yards of total offense since 2008 when they turned in 602 yards against Towson. Navy did it twice in November, piling up 616 yards against USF and 600 yards against SMU.
- Against SMU, Navy became the first school in FBS history to have two quarterbacks rush for over 100 yards in the same game (Worth 15-107, Abey 7-111).

NAVY'S 400-YARD RUSHING GAMES (SINCE 1948)

- Since 1948, Navy has rushed for 400 or more yards on 52 occasions, including four times last season.
- The Mids rushed for a 2016 season-high 496 yards at SMU in what marked the 10th-best rushing performance in program history.

	Yds.	Opponent	Date
1.	572	North Texas	11/10/07
2.	563	Kent State	11/22/97
3.	558	Towson	8/30/08
4.	530	Central Michigan	11/22/03
5.	521	East Carolina	11/6/10
	521	Ball State	9/15/07
7.	515	Colgate	10/17/98
8.	513	Columbia	11/13/54
9.	512	East Carolina	10/27/12
10.	496	SMU	11/26/16
11.	490	Army	12/3/05
12.	487	Temple	9/6/14
13.	480	East Carolina	11/19/16
14.	476	Rutgers	11/20/04
15.	471	Rice	10/10/09
16.	469	Tulsa	11/21/15
17.	467	Kent State	9/19/98

	467	Colorado State	12/22/05
19.	464	Connecticut	9/30/06
20.	463	Wake Forest	10/26/96
21.	451	Hawaii	11/20/99
22.	447	Memphis	10/22/16
23.	444	Indiana	9/7/13
24.	438	Delaware	11/9/96
25.	437	Central Michigan	11/13/10
26.	435	Duke	11/4/06
27.	432	San Jose State	11/22/13
28.	428	Pennsylvania	10/17/87
	428	USF	10/31/15
30.	427	Fordham	9/3/16
31.	424	SMU	9/9/95
	424	Air Force	10/7/78
33.	423	San Jose State	10/25/14
34.	422	Dartmouth	10/4/86
35.	421	Army	12/07/02
	421	Southern Miss	10/8/11
37.	420	Temple	11/19/06
38.	419	Toledo	10-19-13
39.	418	Tulane	11/5/05
40.	417	Tulane	11/13/99
	417	Pitt	12/28/15
42.	415	East Carolina	9/19/15
43.	412	Maryland	9/6/10
	412	Western Kentucky	9/27/14
45.	410	Yale	10/1/88
	410	Western Kentucky	9/10/11
47.	407	Texas State	11/17/12
48.	404	SMU	10/25/08
49.	403	VMI	9/22/12
	403	East Carolina	9/2/06
	403	SMU	11/14/15
52.	402	Virginia	9/13/75

WINNING THE QUARTER

- Last fall Navy was outscored in the first half, 250-246. The Mids were outscored in the first quarter, 141-108, but bounced back to win the second quarter, 145-109.
- Navy scored 283 points in the second half of games, while giving up 186 points. The Mids outscored the opposition 142-83 in the third quarter, while Navy won the fourth quarter, 143-101.

NAVY'S TOP-50 TOTAL OFFENSE GAMES (SINCE 1948)

- The 2016 Navy team has produced five of the top 50 best total offense marks in program history.
- Navy twice reached the 600-yard mark in 2016, putting up 616 yards (317 rushing, 299 passing) at USF and 600 yards (496 rushing, 104 passing) in the win at SMU.

	Yds.	(Rush/Pass)	Opponent	Date
1.	724	(362/362)	Tulane	11/11/00
2.	680	(572/108)	North Texas	11/10/07
	680	(515/165)	Colgate	10/17/98
4.	678	(378/300)	Northwestern	9/21/02
5.	653	(358/295)	Colgate	9/12/70
6.	646	(251/395)	California	12/25/96
7.	644	(530/114)	Central Michigan	11/22/03
8.	635	(563/72)	Kent State	11/22/97
9.	630	(513/117)	Columbia	11/13/54
10.	623	(422/201)	Dartmouth	10/4/86
11.	616	(317/299)	USF	10/28/16
12.	613	(476/137)	Rutgers	11/20/04
13.	611	(467/144)	Colorado State	12/22/05
14.	605	(484/141)	Connecticut	9/30/06
15.	602	(558/44)	Towson	8/30/08
16.	600	(496/104)	SMU	11/26/16
17.	598	(370/228)	VMI	10/30/03
18.	596	(521/75)	East Carolina	11/6/10
	596	(396/200)	Columbia	11/12/55
20.	593	(480/113)	East Carolina	11/19/16
21.	590	(417/173)	Pittsburgh	12/28/15
22.	589	(352/237)	Delaware	9/14/13
23.	585	(521/64)	Ball State	9/15/07

2017 NAVY FOOTBALL

SEASON OUTLOOK

24.	570	(463/107)	Wake Forest	10/26/96
25.	569	(421/148)	Southern Miss	10/8/11
26.	563	(438/125)	Delaware	11/9/96
	563	(512/51)	East Carolina	10/27/12
28.	562	(424/138)	SMU	9/9/95
29.	560	(394/166)	William & Mary	9/28/57
30.	559	(292/267)	William & Mary	10/16/83
31.	555	(330/225)	William & Mary	9/27/80
32.	550	(427/123)	Fordham	11/27/16
	550	(399/151)	Kent State	9/11/99
34.	546	(391/155)	William & Mary	10/22/77
35.	545	(320/225)	Pennsylvania	10/25/58
36.	540	(304/236)	Duke	9/22/07
37.	537	(471/66)	Rice	10/10/09
38.	537	(313/224)	Colgate	11/15/97
39.	532	(447/85)	Memphis	10/22/16
	532	(336/196)	Kent State	10/15/05
	532	(383/149)	William & Mary	9/29/56
42.	531	(490/41)	Army	12/3/05
43.	528	(361/167)	Princeton	10/17/53
44.	527	(410/117)	Yale	10/1/88
	524	(469/55)	Tulsa	
46.	522	(451/710)	Hawai'i	11/20/99
47.	521	(289/232)	Princeton	10/20/84
48.	519	(351/168)	South Alabama	11/16/13
49.	517	(390/127)	Troy	11/5/11
	517	(487/30)	Temple	9/6/14

30 POINTS IS THE KEY

- Under Niumatalolo, the Mids are 51-13 (.797) when scoring 30 or more points in a game.
- Under Niumatalolo, Navy is 67-14 (.827) when holding the opposition to under 30 points.

SCORE FIRST; LEAD ENTERING THE FOURTH

- The Mids are 49-8 (.860) under Niumatalolo when scoring first and 28-34 (.452) when the opposition scores first. Navy was 4-0 in 2016 when scoring first and 5-5 when they didn't.
- Navy is a remarkable 63-4 (.940) under Niumatalolo when entering the fourth quarter with the lead.

MAKING THE PASSES COUNT

- Navy completed 93 passes in 2016 for 1,794 yards and eight touchdowns.
- The Mids averaged 19.3 yards per completion, which was the third-best average in the country. The top four teams were option teams.
- Navy's team passing efficiency of 164.17 ranked seventh in the country.
- Navy averaged a school-record 11.4 yards per pass attempt (158 attempts for 1,794).

NCAA - 2016 PASSING YARDS PER COMPLETION

Rk	YPC	Team
1.	25.76	Air Force
2.	20.23	Georgia Tech
3.	19.29	Navy
4.	17.91	Army West Point
5.	16.15	Penn State

NCAA - 2016 PASSING EFFICIENCY

Rk	Eff	Team
1.	193.79	Oklahoma
2.	183.75	Toledo
3.	174.87	Western Kentucky
4.	174.78	Western Michigan
5.	170.45	Washington
6.	168.18	Louisiana Tech
7.	164.17	Navy
8.	163.58	Air Force
9.	161.37	Boise State
10.	158.37	Georgia Tech

KEEP THE BALL, WIN THE GAME

- Navy is 27-2 (.931) over the last five years when winning the turnover battle and 18-19 (.486) when breaking even or losing the turnover battle.

NEVER GIVE IN

- The Navy defense has allowed just 12 touchdowns on the last 38 turnovers by the Navy offense dating back to the 2014 season.

CAUSING TURNOVERS

- Navy has forced at least one turnover in 30 of the last 34 games, including 11 of 14 games this year (Mids were 8-3 this year when creating a turnover).
- During that 34 game span, the Mids have forced 57 turnovers (28 interceptions and 29 fumbles).
- Navy recovered 11 fumbles and picked off seven passes this year.

BIG PLAY BONNER

- Rising senior slot back **Darryl Bonner** entered last year's Houston game with just five carries for 66 yards and no catches in four career games.
- But when senior slot back **Calvin Cass Jr.** went down with an injury, Bonner stepped up and was one of the key players in Navy's upset win.
- Bonner finished with 20 yards on five carries and caught two passes for 42 yards and a touchdown, while throwing several key blocks on the perimeter that helped a fellow slot back pick up a first down.
- Bonner caught a 25-yard pass from **Will Worth** at the end of the first half that set up a **Bennett Moehring** field goal at the halftime gun that tied the score at 20. His 17-yard touchdown catch on the opening drive of the third quarter put Navy up for good at 27-20.
- Bonner came back against Memphis and had four carries for 22 yards and caught a career-long 52-yard pass from Worth.
- Against USF, Bonner caught three passes for 50 yards, including a nine-yard touchdown pass.
- Against Notre Dame, Bonner scored his first-career rushing touchdown scoring from 16-yards out. He finished with four carries for 21 yards.
- Against Tulsa, Bonner caught a 28-yard pass and scored on a four-yard touchdown run and against East Carolina he carried the ball three times for 32 yards.
- Against SMU, Bonner carried the ball once for 44 yards, caught one pass for 27 yards and returned a kickoff 46 yards.
- Against Louisiana Tech, Bonner carried the ball four times for 22 yards and caught two passes for 79 yards and a touchdown. His touchdown was a 64-yard pass from **Zach Abey**.
- In nine games of playing time at slot back, Bonner scored five touchdowns (2 rushing, 3 receiving) and was the third-leading receiver on the team with 10 catches for 278 yards.
- Bonner averaged 14.0 yards every time he touched the ball in 2016 (29 carries, 227 yards, 7.8 ypc; 10 catches, 278 yards, 27.8 ypc; 2 kickoff return, 71 yards, 35.5 ypr).

DEFENSIVE SCORES

- The Mids scored three defensive touchdowns in 2016, which was tied for the 17th most in the country.
- Alohi Gilman returned a fumble that he caused for a touchdown against UConn, while **Josiah Powell** picked off a pass and returned it for a touchdown against Houston. **Justin Norton** picked off a pass and returned it for a touchdown against SMU.

SEAN WILLIAMS HAS HUGE ARMY-NAVY GAME

- Rising junior safety **Sean Williams** had a huge Army-Navy game with a career-high 14 tackles and three turnovers (two fumble recoveries and an interception).
- The interception was the first of his career, while the fumble recoveries were his second and third of his career (all this year).

HEISMAN WINNER, NAISMITH WINNER, PRESIDENT OF THE UNITED STATES

- Navy is one of just two schools to produce a President of the United States (Jimmy Carter), a Hesman Trophy winner (Joe Bellino and Roger Staubach) and a Naismith Award winner (David Robinson).
- The other school to match that feat is Michigan, who produced President Gerald Ford, Heisman winners Tom Harmon, Desmond Howard and Charles Woodson and Naismith Award winner Trey Burke.

MOEHRING SETS SINGLE-SEASON PAT RECORD

- With 65 PATs last fall, rising junior kicker **Bennett Moehring** broke Navy's single-season PAT record which was previously held by Austin Grebe (2015).

NAVY SINGLE SEASON PAT LEADERS

Rk	PAT's	Player (Years)
1.	65	Bennett Moehring (2016)
2.	58	Austin Grebe (2015)
3.	52	Joey Bullen (2005)
4.	51	Nick Sloan (2013)
5.	44	Joe Buckley (2009)

2017 NAVY FOOTBALL

SEASON OUTLOOK

NAVY KICKOFF TEAM ONE OF THE BEST IN THE COUNTRY

- Navy's kickoff team finished seventh in the country in 2016, giving up just 17.08 yards per return. Last year, the Mids gave up 23.1 yards per return

NCAA LEADERS IN KICKOFF RETURN DEFENSE

Rk	YPR	School
1.	15.05	Bowling Green
2.	16.04	Memphis
3.	16.13	Arkansas State
4.	16.49	Louisiana-Lafayette
5.	16.89	Purdue
6.	17.07	Old Dominion
7.	17.08	Navy
8.	17.40	Tulane
9.	17.52	Idaho
10.	17.69	Troy

DISCIPLINED FOOTBALL

- Since 2008 when Ken Niumatalolo became the head coach, Navy has never finished lower than second in penalties per game or penalty yards per game.
- Navy has had zero penalties in a game 11 times since 2002.
- Navy committed just 39 penalties for 341 yards this season, which stands #1 in the country for fewest penalties per game (2.79) and fewest penalty yards per game (24.36).

NAVY IN THE NCAA RANKINGS FOR FEWEST PENALTIES AND FEWEST PENALTY YARDS

Year	PPG	Rank	PYPG	Rank
2008	3.15	2	26.77	2
2009	3.40	1	29.60	1
2010	3.40	2	27.60	1
2011	2.30	1	20.00	1
2012	3.69	2	29.08	2
2013	2.62	1	21.69	1
2014	2.54	1	24.77	1
2015	3.08	1	26.08	1
2016	2.79	1	24.36	1

2016 NCAA FEWEST PENALTIES PER GAME

Rk	PPG	Team
1.	2.54	Navy
2.	3.43	Wisconsin
3.	3.58	UConn
4.	3.62	Northwestern
5.	4.00	Ball State

2016 NCAA FEWEST PENALTY YARDS PER GAME

Rk	PPG	Team
1.	24.36	Navy
2.	28.25	UConn
3.	29.50	Northwestern
4.	32.50	Wisconsin
5.	35.50	Ball State

HOME FIELD ADVANTAGE

- The Mids are 39-10 (.796) at home under Ken Niumatalolo, including a 24-4 (.857) mark over the last five seasons.

ASSOCIATED PRESS TOP 10 TEAMS TO PLAY AT NAVY-MARINE CORPS MEMORIAL STADIUM

- Houston was the ninth *Associated Press* top 10 team to play at Navy-Marine Corps Memorial Stadium and the highest ranked team since 1984 when the Mids upset #2 South Carolina, 38-21.
- With the 46-40 upset over #6 Houston, the Mids are now 3-6 all-time against *AP* top 10 teams at home.

ASSOCIATED PRESS TOP 10 TEAMS TO PLAY AT NAVY-MARINE CORPS MEMORIAL STADIUM

Yr Rk	Opponent	Score
1963	#3 Pitt	Won, 24-12
1969	#3 Penn State	Lost, 45-22
1973	#7 Penn State	Lost, 39-0
1976	#2 Pitt	Lost, 45-0
1984	#2 South Carolina	Won, 38-21
1987	#8 Syracuse	Lost, 34-10
1999	#10 Georgia Tech	Lost, 49-14
2001	#10 Georgia Tech	Lost, 70-7
2016	#6 Houston	Won, 46-40

2017 NAVY FOOTBALL

DEPTH CHART

OFFENSE

Pos.	No.	Name	Yr.	Ht.	Wt.	Hometown
Z-WR	88	Tyler Carmona	Sr.	6-4	227	Davie, Fla.
	82	Craig Scott	Sr.	6-2	189	Kansas City, Mo.
	84	Chad Lewellyn	Sr.	6-4	201	Louisville, Ky.
LT	57	Jake Hawk	Jr.	6-6	295	Severn, Md.
	76	Kendel Wright	So.	6-4	290	Buford, Ga.
	73	Michael Raiford	Sr.	6-6	302	Stockbridge, Ga.
LG	75	Robert Lindsey	Sr.	6-4	275	Palm Bay, Fla.
	78	Laurent Njiki	Jr.	6-3	306	Wylie, Texas
	63	Seth White	Sr.	6-3	274	Smithfield, Utah
C	62	Parker Wade	Sr.	6-2	280	Nashville, Tenn.
	68	David Forney	So.	6-3	318	Walkersville, Md.
	77	Bryan Barrett	Jr.	6-3	330	Denton, Texas
RG	71	Evan Martin	Sr.	6-3	294	Lee's Summit, Mo.
	64	Steve Satchell	Jr.	6-4	296	Franklin, Tenn.
OR	60	T.J. Salu	So.	6-2	291	Portland, Ore.
RT	61	Andrew Wood	Jr.	6-4	290	Mt. Juliet, Tenn.
	72	Ford Higgins	So.	6-2	250	Norcross, Ga.
	69	Adam Amosa-Tagovailoa	Jr.	6-2	272	Ewa Beach, Hawai'i
X-WR	87	Brandon Colon	Sr.	6-4	223	Brownsville, Texas
	80	Terrence Laster	Sr.	6-1	230	Cary, N.C.
	89	Taylor Jackson	Jr.	6-3	210	Texarkana, Texas
OR	83	Zack Fraade	So.	6-3	215	Tarzana, Calif.
SB	10	Malcolm Perry	So.	5-9	185	Clarksville, Tenn.
	21	Tre Walker	Jr.	5-9	190	Texarkana, Texas
	25	Jahmaal Daniel	Sr.	5-6	160	Fayetteville, N.C.
QB	9	Zach Abey	Jr.	6-2	212	Pasadena, Md.
	7	Garret Lewis	Jr.	6-1	200	Buhl, Ala.
OR	10	Malcolm Perry	So.	5-9	185	Clarksville, Tenn.
SB	29	Darryl Bonner	Sr.	5-7	178	Fayetteville, N.C.
	28	Josh Brown	Sr.	5-9	189	Lilburn, Ga.
	20	John Brown III	Sr.	5-9	203	Durham, N.C.
FB	33	Chris High	Sr.	6-0	224	Oklahoma City, Okla.
	38	Anthony Gargiulo	Jr.	6-2	239	Freehold, N.J.
	32	Bryan Hammond	Jr.	5-10	200	The Colony, Texas
OR	24	Joshua Walker	Sr.	5-11	222	Decatur, Ala.

DEFENSE

Pos.	No.	Name	Yr.	Ht.	Wt.	Hometown
LE	90	Jarvis Polu	Jr.	6-3	292	Las Vegas, Nev.
	95	Anthony Villalobos	Jr.	6-2	261	Fort Worth, Texas
	52	Vic Thomas	So.	6-4	237	Ocoee, Fla.
NG	99	Jackson Pittman	So.	6-3	304	Antioch, Tenn.
	58	Joshua Van Dunk	So.	6-3	293	Kansas City, Mo.
	98	Dylan Fischer	Sr.	6-2	299	Phoenix, Ariz.
RE	91	Tyler Sayles	Sr.	6-2	257	Coral Springs, Fla.
	96	Nizaire Cromartie	So.	6-2	243	Greensboro, N.C.
	92	Josh Webb	Jr.	6-5	250	Plano, Texas
STR	5	Justin Norton	Sr.	6-2	190	Rowlett, Texas
	11	Jerry Thompson	Sr.	6-0	196	Memphis, Tenn.
	36	Walter Little	So.	5-11	200	Mobile, Ala.
MIKE	53	Hudson Sullivan	Jr.	6-2	240	Nokesville, Va.
	42	Conner Dorris	Jr.	6-2	237	Palm Harbor, Fla.
	54	Taylor Heflin	Jr.	6-2	224	Jesup, Ga.
SAM	44	Micah Thomas	Sr.	6-1	241	Cedar Park, Texas
	3	Brandon Jones	Sr.	6-4	225	Keller, Texas
	51	Winn Howard	Sr.	6-2	215	Monument, Colo.
RAID	45	D.J. Palmore	Sr.	6-3	236	Bartlett, Tenn.
	40	Kevin McCoy	Sr.	6-4	222	Fayetteville, N.C.
	56	Myles Davenport	Sr.	6-2	233	Fayetteville, N.C.
CB	17	Tyris Wooten	Sr.	6-1	185	Palm Bay, Fla.
	26	Elijah Jones	Jr.	5-11	180	Rancho Cucamonga, Calif.
	15	Noruwa Obonor	So.	6-1	188	Clovis, Calif.
SS	2	Jarid Ryan	Jr.	5-11	198	Glen Burnie, Md.
	13	Juan Hailey	Jr.	6-1	199	Louisville, Ky.
OR	18	John Gillis	Jr.	5-11	179	Lawrenceville, Ga.
FS	6	Sean Williams	Jr.	6-1	190	Memphis, Tenn.
	8	Randy Beggs	Sr.	6-0	180	Temecula, Calif.
OR	13	Juan Hailey	Jr.	6-1	199	Louisville, Ky.
CB	14	Elijah Merchant	Sr.	5-10	196	Humble, Texas
	7	Khaylan Williams	Jr.	6-0	192	Lithonia, Ga.
	15	Noruwa Obonor	So.	6-1	188	Clovis, Calif.

SPECIALISTS

Pos.	No.	Name	Yr.	Ht.	Wt.	Hometown
PK	16	Bennett Moehring	Jr.	5-9	180	Bentonville, Ark.
	98	Owen White	So.	5-10	191	Portland, Ore.
KO	16	Bennett Moehring	Jr.	5-9	180	Bentonville, Ark.
	43	Erik Harris	Jr.	5-10	185	Mission Viejo, Calif.
P	43	Erik Harris	So.	5-10	185	Mission Viejo, Calif.
	98	Owen White	So.	5-10	191	Portland, Ore.
LS	85	Ronnie Querry	Sr.	6-1	208	Gilbert, Ariz.
	44	Michael Pifer	So.	6-3	226	Jeannette, Pa.
H	43	Erik Harris	Jr.	5-10	185	Mission Viejo, Calif.
	8	Randy Beggs	Sr.	6-0	180	Temecula, Calif.
PR	82	Craig Scott	Sr.	6-2	189	Kansas City, Mo.
	29	Darryl Bonner	Sr.	5-7	178	Fayetteville, N.C.
OR	25	Jahmaal Daniel	Sr.	5-6	160	Fayetteville, N.C.
KR	21	Tre Walker	Jr.	5-9	190	Texarkana, Texas
	25	Jahmaal Daniel	Sr.	5-6	160	Fayetteville, N.C.

PRONUNCIATION CHART

PLAYERS

Zach Abey	A-bee
Adam Amosa-Tagovailoa	uh-MOE-suh TAH-go-vie-lo-uh
Rahn Bailey	RON
Tyler Carmona	car-MO-nuh
Brandon Colon	COLOGNE
Nizaire Cromartie	nigh-ZAIR
Forrest Forte	FOR-tay
Zack Fraade	FRAYED
Anthony Gargiulo	gar-JOO-lo
Chad Lewellyn	luh-WELL-in
Bennett Moehring	MORE-ing
Laurent Njiki	luh-RAUNT en-JEE-kee
Noruwa Obonor	no-ROO-uh oh-BAN-oh
D.J. Palmore	PAL-more

Michael Pifer	PIE-fer
Jarvis Polu	PO-lou
Ronnie Querry	QUARE-ee
Michael Raiford	RAY-ford
T.J. Salu	saah-LOU
Anthony Villalobos	vee-uh-LOW-bose

COACHES

Ken Niumatalolo	KNEE-uh-mot-uh-lo
Dale Pehrson	PEER-son
Shaun Nua	NEW-uh
Mick Yokitis	yo-KIGH-tis

2017 NAVY FOOTBALL

AMERICA'S TEAM

ALABAMA (7)

Carter Bankson	Birmingham
Keller Farni	Mobile
Garret Lewis	Buhl
Walter Little	Mobile
Dalen Morris	Huntsville
Joshua Walker	Decatur
Marcus Wiggins	Eight Mile

ARIZONA (3)

Marcus Edwards	Tucson
Dylan Fischer	Phoenix
Ronnie Querry	Gilbert

ARKANSAS (3)

Myles Fells	Bigelow
Bennett Moehring	Bentonville
Hayden Moehring	Bentonville

CALIFORNIA (14)

Lance Angulo	Holtville
Randy Beggs	Temecula
Michael Cabrera	Downey
Zack Fraade	Tarzana
Chris Gesell	San Diego
Kyle Gibbs	Corona
Erik Harris	Mission Viejo
Elijah Jones	Rancho Cucamonga
Travis Kerchner	Ramona
Tanner Matthews	Dove Canyon
Noruwa Obanor	Clovis
Trey Olsen	Roseville
Brady Petersen	Anaheim
Jake Schwarzer	Temecula

COLORADO (1)

Winn Howard	Monument
-------------	----------

CONNECTICUT (1)

Alec Keener	Wallingford
-------------	-------------

FLORIDA (12)

Tyler Carmona	Davie
Conner Dorris	Palm Harbor
Amari Dubose	Jacksonville
Dallas Jeanty	Ft. Lauderdale
Robert Lindsey	Palm Bay
Bradley Osborne	Port Orange
Mason Plante	Windermere
Zack Quilty	St. Petersburg
Tyler Sayles	Coral Springs
Vic Thomas	Ocoee
Isaac Willis	St. Johns
Tyris Wooten	Palm Bay

GEORGIA (15)

Josh Brown	Lilburn
Paul Carothers	Flowery Branch
Ben Everett	Johns Creek
John Gillis	Lawrenceville
Jacob Gregory	Roswell
Taylor Heflin	Jesup
Ford Higgins	Norcross
Tyreek King-El	Atlanta
Ahmir Lee	Atlanta
Mack Nash	St. Mary's
Chase Parrish	Pavo
Garrett Sellers	Talking Rock
Michael Raiford	Stockbridge
Khaylan Williams	Lithonia
Kendel Wright	Buford

HAWAI'I (3)

Adam Amosa-Tagovailoa	Ewa Beach
Alema Kapoi	Honolulu
Keoni-Kordell Makekau	Ewa Beach

ILLINOIS (1)

Jackson Perkins	Barrington
-----------------	------------

KENTUCKY (2)

Juan Hailey	Louisville
Chad Lewellyn	Louisville

LOUISIANA (2)

Reggie Hayes	Baton Rouge
Nelson Smith	Baton Rouge

MARYLAND (11)

Zach Abey	Pasadena
Monte Armstrong	Seat Pleasant
Emmett Davis	Arnold
Evan Fochtman	Columbia
David Forney	Walkersville
Jake Hawk	Severn
Jonathon Lee	Bowie
Wes Mehl	Westminster
Jordan Pittman	Bowie
Jarid Ryan	Glen Burnie
Austin Talbert-Loving	Bowie

MASSACHUSETTS (1)

Joe Goff	Framingham
----------	------------

MICHIGAN (2)

Nick Novak	Oxford
Garrett Winn	West Bloomfield

MISSISSIPPI (1)

Conrey Meagher	Oxford
----------------	--------

MISSOURI (4)

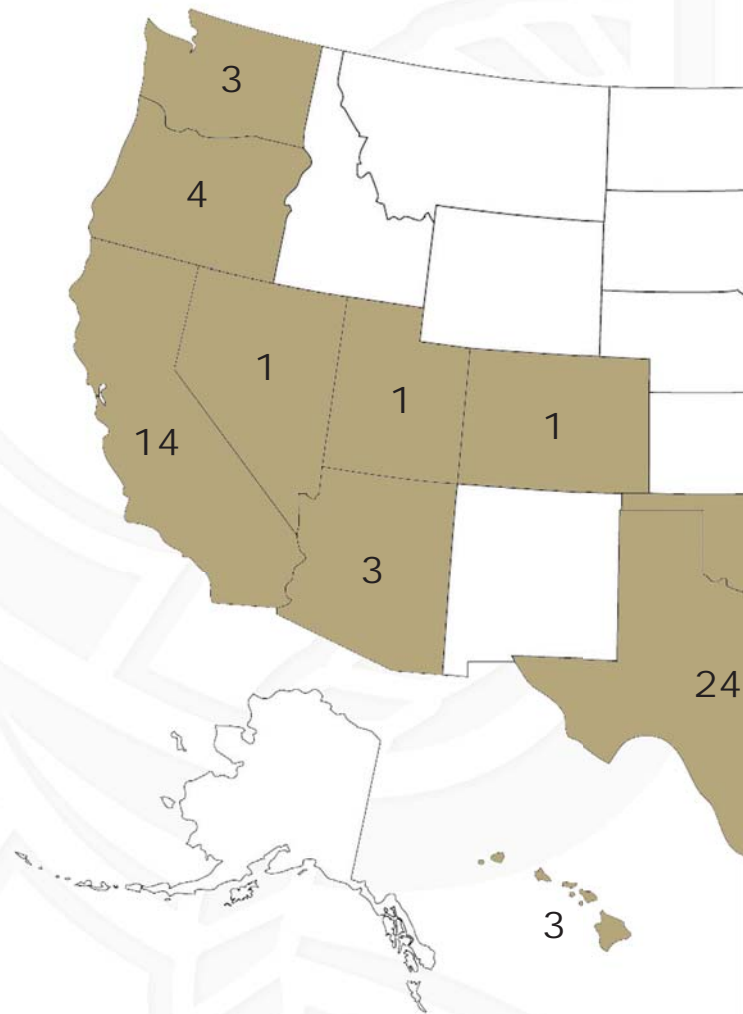
Evan Martin	Lee's Summit
Craig Scott	Kansas City
Jake Springer	Kansas City
Joshua Van Dunk	Kansas City

NEVADA (1)

Jarvis Polu	Las Vegas
-------------	-----------

NEW JERSEY (7)

Mike Adzima	Wallington
Cameron Dudeck	Hamilton Square
Anthony Gargiulo	Freehold
Peter Nestrowitz	Township of Washington
Christian Pearson	Teaneck
Denzel Polk	Mount Royal
David Tolentino	Jersey City



2017 NAVY FOOTBALL

AMERICA'S TEAM

NEW YORK (1)

Mike Martin	Pine Bush
-------------	-----------

NORTH CAROLINA (12)

Darryl Bonner	Fayetteville
John Brown III	Durham
Eric Cal	Waxhaw
Nizaire Cromartie	Greensboro
Jahmaal Daniel	Fayetteville
Myles Davenport	Fayetteville
Jeremy Griffis	Burlington
Sion Harrington	Mooreville
Terrence Laster	Cary
Kevin McCoy	Fayetteville
Tyler Pistorio	Matthews
Isaac Wright	Gastonia

OHIO (7)

Griffin Baumol	Canton
Mykol Brooks	Richmond Heights
Micah Farrar	Cincinnati
Jacob Harrison	Centerville
Sean Rattay	Monclova
Matt Stewart	Mason
Akili Taylor	Columbus

OKLAHOMA (1)

Chris High	Oklahoma City
------------	---------------

OREGON (4)

Tobe Okafor	Gresham
TJ Salu	Portland
Pepe Tanuvasa	Tigard
Owen White	Portland

PENNSYLVANIA (7)

Tory Delmonico	Beaver Falls
Michael Pifer	Jeannette
Elan Nash	Glen Mills
Mack Schwartz	Doylestown
Kurt Stengel	Philadelphia
Aleksei Yaramus	Moon Township
Niko Yaramus	Moon Township

SOUTH CAROLINA (1)

Corbin Heyward	Daniel Island
----------------	---------------

TENNESSEE (20)

Kody Crider	Gallatin
OJ Davis	Shelbyville
Michael Flowers	Hermitage
Cooper Hardin	Knoxville
Jude Hydrick	Eads
Kerrick Jones	Memphis
Cameron Kinley	Memphis
Kyle-Malik Mitchell	Louisville
J.R. Osborn	Nashville
Gunner Osbron	Paris
D.J. Palmore	Bartlett
Malcolm Perry	Clarksville
Jackson Pittman	Antioch
Darian Pride	Unionville
Steve Satchell	Franklin
Jerry Thompson	Memphis
Parker Wade	Nashville
Sean Williams	Memphis
Dre Williamson	Jackson
Andrew Wood	Mt. Juliet

TEXAS (24)

Rahn Bailey	League City
Bryan Barrett	Denton
Myles Benning	The Colony
Ian Blake	Helotes
Travis Brannan	Austin
Brandon Colon	Brownsville
Forrest Forte	San Antonio
Bryan Hammond	The Colony
Billy Honaker	Schertz
Taylor Jackson	Texarkana
Brandon Jones	Keller
Peyton Long	Plano
Tazh Maloy	Pflugerville
Elijah Merchant	Humble
Laurent Njiki	Wylie
Justin Norton	Rowlett
Michael Onuoha	Austin
Travis Pospisil	Boerne
Justin Self	Keller
Micah Thomas	Cedar Park
Anthony Villalobos	Fort Worth
Tre Walker	Texarkana
Josh Webb	Plano
CJ Williams	Cibolo

UTAH (1)

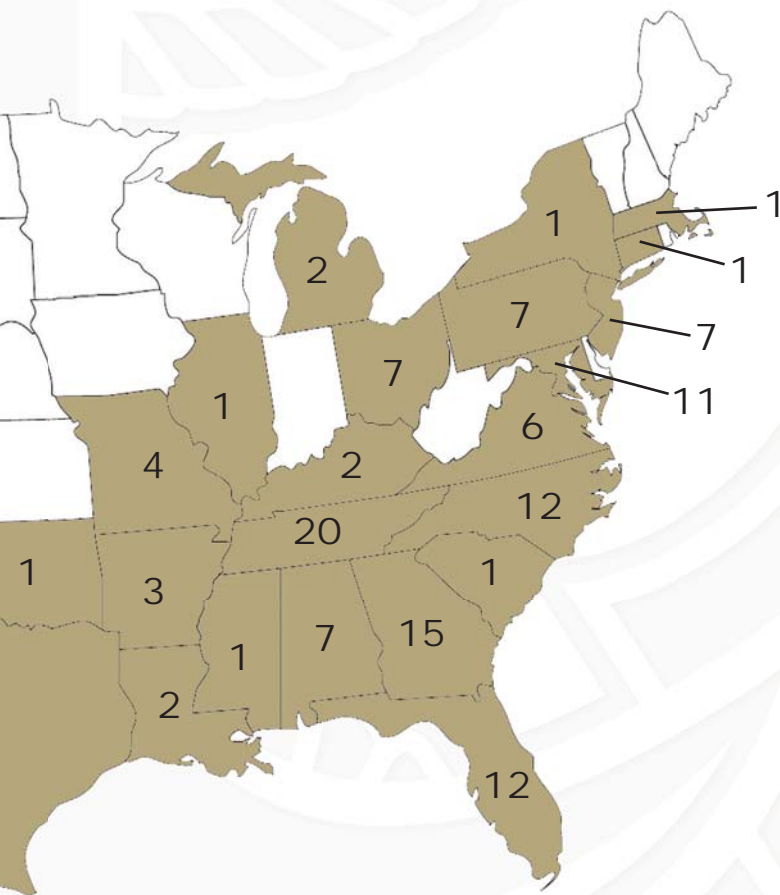
Seth White	Smithfield
------------	------------

VIRGINIA (6)

Buck Elliott	Richmond
Jack Clancy	Centreville
Ryan Mitchell	Roanoke
Justin Smith	Virginia Beach
Hudson Sullivan	Nokesville
Garrett Wiedle	Spotsylvania

WASHINGTON (3)

Elijah Lugo	Puyallup
Tony Masaniai	Seattle
Dean Sise	Kirkland



2017 NAVY FOOTBALL



COACHING STAFF

Ken Niumatalolo, Head Coach	54
Ivin Jasper, Offensive Coordinator / Quarterbacks	55
Dale Pehrson, Defensive Coordinator	56
Assistant Coaches	57-64
Justin Davis, Inside Linebackers	57
Robert B. Green, Cornerbacks	57
Ashley Ingram, Running Game Coordinator / Offensive Line	58
Steve Johns, Linebackers.....	59
Mike Judge, Fullbacks	60
Bryce McDonald, Offensive Line.....	61
Shaun Nua, Defensive Line.....	61
Dan O'Brien, Secondary.....	62
Danny O'Rourke, Special Teams Coordinator / Slot Backs.....	62
Napoleon Sykes, Outside Linebackers.....	63
Mick Yokitis, Wide Receivers.....	64
Football Staff.....	65-66
Support Staff.....	67

2017 NAVY FOOTBALL

COACHING STAFF

KEN NIUMATALOLO HEAD COACH

In his nine seasons at the helm of the Navy football program, and in his 19 years overall at the Naval Academy, head coach Ken Niumatalolo has engineered a program that has hit on all cylinders since he took over the reigns at the end of the 2007 campaign.

Niumatalolo has repeatedly guided the Midshipmen to success both on and off the gridiron. Included in his accomplishments are a number of milestones never before achieved by a coach or team in the program's 133-year history.

Niumatalolo (77-42, .647) is the all-time winningest coach at Navy and is the only coach in the history of the Army-Navy game to start his coaching career 8-0 against the other Academy.

He led Navy to a school-record 11 wins in 2015, which included sharing the West Division title with Houston in Navy's first year in the American Athletic Conference, as well as winning the Lambert Trophy, awarded to the best team in the East, for the first time since 1963.

He led Navy to its first outright division title last fall as the Mids went 7-1 in the AAC and won the West division.

He is the first coach in school history to win three consecutive bowl games and his four overall bowl wins are the most in school history.

He has led Navy to five Commander-In-Chief's Trophies, which is tied with George Welsh and Paul Johnson for the most in school history.

He was one of just four coaches to be named a finalist for the Dodd Trophy and the Paul "Bear" Bryant National Coach Of The Year Award in 2015. He was a Dodd Trophy finalist again in 2016 and was also the AFCA Region 1 Coach of the Year. He has been named the AAC Coach of the Year in each of his first two seasons.

In 2013, Niumatalolo was selected to the inaugural class of the Polynesian Football Hall of Fame and was inducted on January 23 in Honolulu.

He is just the second coach since World War II to lead Navy to a winning record in each of his first three seasons at the helm and joins Eddie Erdelatz and Wayne Hardin as the only Navy coaches to beat Notre Dame in consecutive seasons. He beat Notre Dame for a third time in 2016 to tie Hardin as the only Navy coaches to beat Notre Dame three times.

Niumatalolo is the dean of American Athletic Conference coaches. His nine years at Navy are more than the rest of the league's coaches (11 coaches total) have been at their current schools combined.

Navy finished the 2016 campaign with a 9-5 mark and a 7-1 record in the American Athletic Conference despite a season that saw the Mids have 102 missed games by starters or key contributors. The Mids played Temple in the AAC Championship Game and played in a bowl game (Armed Forces) for the 13th time in the last 14 years. The nine wins tied for the fifth most in school history and the team set school records for points (531), touchdowns (73), touchdowns per game (5.2), rushing touchdowns (61), total offense (6,136 yards) and yards per play (6.8) despite playing four different quarterbacks.

In 2015, Navy won a school-record 11 wins against just two losses, qualified for a bowl game for the 12th time in the last 13 years, won a bowl game for the 10th time in school history (beat Pittsburgh, 44-28, in the Military Bowl), won a bowl game for a third straight year for the first time in school history, defeated Army for a series-record 14th consecutive year, won the Commander-In-Chief's Trophy for the third time in the last four years, won the Lambert Trophy as the best team in the East for the first time since 1963, finished 18th in the country in both the Associated Press and Coaches polls and shared the West Division title of the American Athletic Conference with Houston in Navy's first year of being in a conference after being an Independent for 134 years.

In 2014, Navy finished with an 8-5 record, qualified for a bowl game for the 11th time in the last 12 years, won a bowl game for just the ninth time in school history (beat San Diego State, 17-16, in the Poinsettia Bowl), won a bowl game in back-to-back years for the second time in school history and defeated Army for a series-record 13th consecutive year.

Navy finished the 2013 season with a 9-4 record, won the Commander-In-Chief's Trophy for the ninth time in the last 11 years, qualified for a bowl game for the 10th time in the last 11 years, won a bowl game for just the eighth time in school history (beat Middle Tennessee, 24-6, in the Bell Helicopter Armed Forces Bowl) and defeated Army for a series-record 12th consecutive year.

Niumatalolo led Navy to an 8-5 record in 2012 and a berth in the Kraft Fight Hunger Bowl, which was Navy's ninth bowl game in the last 10 years. Navy defeated Air Force, 28-21, in overtime and Army, 17-13, to give the Mids the Commander-In-Chief's Trophy.

Navy was 5-7 in 2011 that included a series record 10th-straight victory over Army. The Mids played seven teams that finished with a winning record and six that went to bowl games.

The Mids posted an impressive 9-4 record in 2010, defeated Army for a series record ninth-consecutive time, defeated Notre Dame in consecutive seasons for only the third time in school history and appeared in a school-record eighth consecutive bowl game.

The 2009 season was one to remember for the Midshipmen, as Navy tied a school record for wins with 10, won a school-record seventh consecutive Commander-In-Chief's Trophy, appeared in a seventh consecutive bowl game, beat Notre Dame in South Bend for the second straight time and ran their winning streak against the other two Service Academies to an amazing 15 straight games. The Mids capped the season off with a 35-13 rout of Missouri in the Texas Bowl.

In 2008, Niumatalolo became the first coach to lead Navy to a bowl game in his inaugural season and, thanks to a 33-27 victory over Air Force and a 34-0 win over Army, he became just the second



Service Academy coach to win the Commander-In-Chief's Trophy in his first year. Niumatalolo led the Midshipmen to an 8-5 record, the most wins for a first-year coach at Navy since 1934. Included in those eight wins was a 24-17 victory over 16th-ranked Wake Forest, which was Navy's first win over a team ranked in the Associated Press Top 25 since 1985. Navy also beat teams currently in the BCS in back-to-back weeks (Rutgers and Wake Forest) for the first time since 1981 and defeated a program-record four bowl teams.

Niumatalolo was promoted to head football coach at the Naval Academy on Dec. 8, 2007, by Naval Academy Director of Athletics Chet Gladchuk.

He is the second Polynesian head coach in Football Bowl Subdivision (FBS) history and the first Samoan collegiate head coach on any level.

Prior to being named head coach, Niumatalolo had two coaching stints at the Naval Academy for a combined 10 seasons, including the last six where he served as assistant head coach and offensive line coach.

Niumatalolo and the majority of his coaching staff have been part of a staff that has brought the Midshipmen back into the national spotlight over the last 12 seasons, compiling an 100-54 record (.649).

During that time, Navy made a school-record eight-consecutive bowl game appearances, won seven-consecutive Commander-In-Chief's Trophies, earned 15-consecutive wins over the other two Service Academies and claimed an NCAA-record four-consecutive NCAA rushing titles.

In 2007, with Niumatalolo as the Assistant Head Coach, he saw the Mids post an 8-5 record, win the Commander-In-Chief's Trophy, appear in a fifth-straight bowl game (Poinsettia Bowl, which was Niumatalolo's first game as a head coach), set a school record for rushing (348.8 yards per contest) and defeat Notre Dame for the first time since 1963.

In 2006, Navy averaged a then school-record 327.0 yards per contest, won the Commander-In-Chief's Trophy and participated in the Meineke Car Care Bowl.

In 2005, Niumatalolo helped develop an offensive line that, despite having just one returning starter, paved the way for the nation's best rushing offense (318.7 yards per contest), went to a bowl game for a third-straight year, won a second-straight bowl game and won the Commander-In-Chief's Trophy.

In 2004, Niumatalolo's efforts helped an offensive line that was hampered by injuries all year to perform well enough for the Midshipmen to finish third in the country in rushing (289.5), win a school-record tying 10 games (the most wins since 1905), go to back-to-back bowl games for the second time in school history, win the Emerald Bowl and win the Commander-In-Chief's Trophy.

Despite a lack of experience up front, the Mids led the nation in rushing (323.2 yards per contest) in 2003 and set seven school records as Navy went 8-5, won the Commander-In-Chief's Trophy and earned a berth in the Houston Bowl.

In 2002, the Navy offensive line helped the Mids to the third-best rushing average in the country (270.75).

Niumatalolo was also an assistant at Navy from 1995-98, serving as the offensive coordinator in 1997 and 1998. As the offensive coordinator, Niumatalolo tutored Chris McCoy, who set the then-NCAA record for most rushing touchdowns by a quarterback in a season with 20 in 1997 and became just the 10th player in NCAA history to rush for more than 1,000 yards and pass for more than 1,000 yards in the same season. In addition, Navy finished among the nation's top five in rushing his last-two years and broke 38 school offensive records during his tenure.

Niumatalolo coached at UNLV for three seasons (1999-01) and called the plays his final year (2001) in Vegas. He also worked with the kickoff return unit and, under his guidance, UNLV ranked sixth in the nation in kickoff returns in 2001 and finished second in 1999.

A 1989 graduate of Hawai'i, Niumatalolo lettered three years as a quarterback and was a part of Hawai'i's first bowl team in 1989. He was hired as a fulltime assistant by his alma mater in 1992 and spent three seasons coaching on the offensive side of the ball.

A native of La'ie, Hawai'i, Niumatalolo and his wife, Barbara, have three children, Alexcia, Va'a and Aliri.



2017 NAVY FOOTBALL

COACHING STAFF

NIUMATALOLO COACHING RECORD

Career Record.....	77-42 / 10th Season
Navy Record.....	77-42 / 10th Season
American Athletic Conference.....	14-2
Nonconference.....	63-38
Home.....	39-10
Away.....	26-21
Neutral.....	12-11
Service Academy Games.....	13-5
Bowl Games.....	4-5

YEAR-BY-YEAR COACHING LEDGER

School	Year	W	L	Pct.	Postseason
Navy	2007 *	0	1	.000	Poinsettia
Navy	2008	8	5	.615	EagleBank
Navy	2009	10	4	.714	Texas – Champion
Navy	2010	9	4	.692	Poinsettia
Navy	2011	5	7	.417	--
Navy	2012	8	5	.615	Fight Hunger
Navy	2013	9	4	.692	Armed Forces – Champion
Navy	2014	8	5	.615	Poinsettia – Champion
Navy	2015	11	2	.846	Military – Champion
Navy	2016	9	5	.643	Armed Forces Bowl
Career		77	42	.647	

* Named head coach on Dec. 8, 2007, prior to the Poinsettia Bowl

NIUMATALOLO'S RESUMÉ

Years at Navy.....	20th Season
Years as Head Coach.....	10th Season
Record.....	77-42 (.647)

COACHING BACKGROUND

1990-92.....	Graduate Assistant / Hawai'i
1992-94.....	Assistant Coach / Hawai'i
1995-96.....	Assistant Coach / Navy
1997-98.....	Offensive Coordinator / Navy
1999-2001.....	Assistant Coach / UNLV
2002-07.....	Assistant Head Coach / Navy
2008-Present.....	Head Coach / Navy

PERSONAL

Date of Birth.....	May 8, 1965
Education.....	Hawai'i, B.S., 1989
Wife.....	Barbara
Children.....	Alexcia, Va'a, and Ali'i

IVIN JASPER

OFFENSIVE COORDINATOR / QUARTERBACK

Ivin Jasper is in his 18th year at the Naval Academy, his 16th as the quarterbacks coach and his 10th as the offensive coordinator. He has been an integral part of a staff that has brought the Midshipmen back into the national spotlight with a 120-61 (.663) record over the last 14 years, that includes 13 bowl games, 10 Commander-In-Chief's Trophies and a 14-1 mark against Army.

Navy has won at least nine games seven times in the last 13 years. Before the current streak, Navy had won nine or more games just five times in the previous 77 seasons.

Navy finished the 2016 campaign with a 9-5 mark and a 7-1 record in the American Athletic Conference despite a season that saw the Mids have 102 missed games by starters or key contributors. The Mids played Temple in the AAC Championship Game and played in a bowl game (Armed Forces) for the 13th time in the last 14 years. The nine wins tied for the fifth most wins in school history and the team set school records for points (531), touchdowns (73), touchdowns per game (5.2), rushing touchdowns (61), total offense (6,136 yards) and yards per play (6.8) despite playing four different quarterbacks.

Quarterback Tago Smith was poised to have a breakout senior campaign before injuring his knee in the second quarter of the season opener against Fordham and was lost for the year. Senior Will Worth, who had been the holder the previous three seasons, stepped in and was on pace to break most of Keenan Reynolds' single-season records before breaking his foot in the AAC Championship Game. Worth finished with 1,198 rushing yards and 25 touchdowns, while throwing for 1,397 yards and eight touchdowns. His 25 rushing touchdowns were the fourth most in NCAA history for a quarterback, while



his 2,595 yards yards of total offense was a school record.

In 2015, Navy won a school-record 11 games against just two losses, qualified for a bowl game, won a bowl game for the 10th time in school history (beat Pittsburgh, 44-28, in the Military Bowl), won a bowl game for a third straight year for the first time in school history, defeated Army for a series-record 14th consecutive year, won the Commander-In-Chief's Trophy for the third time in the last four years, won the Lambert Trophy as the best team in the East for the first time since 1963, finished 18th in the country in both the Associated Press and Coaches polls and shared the West Division title of the American Athletic Conference with Houston in Navy's first year of being in a conference after being an Independent for 134 years.

Quarterback Keenan Reynolds finished his playing career as the all-time leading touchdown scorer (both total and rushing) in FBS history with 88, as well as the all-time leading rusher for a quarterback in FBS history (4,559 yards), the all-time leading rusher in school history and the all-time leader touchdown passer in school history (31). He is just the sixth quarterback in FBS history to rush and pass for 4,000 yards in a career. He finished fifth in the Heisman Trophy voting, was named Third-Team All-American by the Associated Press and was named the American Athletic Conference and ECAC Offensive Player of the Year. He was also named the winner of the James E. Sullivan Award, which is given to the nation's most outstanding amateur athlete and had his number (19) retired. Reynolds was drafted in the sixth round by the Baltimore Ravens.

Navy finished the 2014 season with an 8-5 record, qualified for a bowl game, won a bowl game (beat San Diego State, 17-16, in the Poinsettia Bowl) and defeated Army.

Navy finished the 2013 campaign with a 9-4 record, won the Commander-In-Chief's Trophy, qualified for a bowl game, won a bowl game (beat Middle Tennessee, 24-6, in the Bell Helicopter Armed Forces Bowl) and defeated Army.

Reynolds had one of the greatest seasons by a Navy football player in school history in 2013, rushing for 1,346 yards and 31 touchdowns, while throwing for 1,057 yards and eight touchdowns. His 31 rushing touchdowns not only was a school record, but an NCAA record for a quarterback. He is just the fourth player in NCAA history (any position) to rush for 30 or more touchdowns in a single season.

Jasper helped lead Navy to an 8-5 record in 2012 and a berth in the Kraft Fight Hunger Bowl. Navy defeated Air Force, 28-21, in overtime and Army, 17-13, to win the Commander-In-Chief's Trophy.

The Mids posted an impressive 9-4 record in 2010, defeated Army, defeated Notre Dame in consecutive seasons for only the third time in school history and appeared in a school-record eighth-consecutive bowl game.

The 2009 season saw the Mids tie a school record for wins with 10, won the Commander-In-Chief's Trophy, appeared in a school-record seventh-consecutive bowl game and ran its winning streak against the other two Service Academies to an amazing 15- straight games. The Mids capped the season off with a 35-13 rout of Missouri in the Texas Bowl.

Navy posted an 8-5 record in 2008 and participated in the EagleBank Bowl. The Mids won the Commander-In-Chief's Trophy thanks to a 33-27 victory over Air Force and a 34-0 win over Army.

The 2007 season saw the Mids post an 8-5 record, won the Commander-In-Chief's Trophy, appear in a bowl game, became the first team in NCAA history to lead the nation in rushing three-consecutive years (rushing for a school-record 348.8 yards per contest) and defeated Notre Dame for the first time since 1963.

In 2006, Navy became just the fifth school in NCAA history to go to four or more consecutive bowl games with a different quarterback each year.

In 2005, Navy led the nation in rushing (318.7 yards per game) as the Mids went 8-4, won the Commander-In-Chief's Trophy and won a bowl game (beat Colorado State, 51-30).

In 2004, the Mids won 10 games, won the Emerald Bowl and claim the Commander-In-Chief's Trophy.

In 2003 the Mids led the nation in rushing and set school records for rushing yards per game, total rushing yards, rushing yards per attempt, rushing touchdowns, total offense, total offense per game and yards per play as Navy went 8-5, won the Commander-In-Chief's Trophy and earned a berth in the Houston Bowl.

2017 NAVY FOOTBALL

COACHING STAFF

Jasper came to Navy from Georgia Southern where he served as the quarterbacks and fullbacks coach for three years and helped lead the Eagles to a 38-6 record and back-to-back NCAA Division I-AA National Championships in 1999 and 2000.

Prior to his appointment at Georgia Southern in January 1999, Jasper served as offensive coordinator at Indiana State during the 1998 season.

Before assuming the offensive coordinator's position at the Naval Academy Prep School in Newport, R.I., in 1997, Jasper spent two seasons as an assistant coach at Navy in 1995 and '96, handling the quarterbacks, fullbacks and slot backs.

Jasper is a 1994 graduate of the University of Hawai'i where he earned his bachelor's degree in sociology/criminology. He was a three-year letterman for the Rainbow Warriors (1991-93) at quarterback and slot back, where he helped lead Hawai'i to a Western Athletic Conference title.

A native of Los Angeles, Jasper and his wife, Donna, are the parents of a daughter, Dallas, and sons, Jaylen and Jarren.

JASPER'S RESUMÉ

Years at Navy 18th Season

COACHING BACKGROUND

1995 (Spring) Graduate Assistant / Hawai'i
 1995-96 Assistant Coach / Navy
 1997 Offensive Coordinator / Naval Academy Prep School
 1998 Offensive Coordinator / Indiana State
 1999-2001 Assistant Coach / Georgia Southern
 2000 NFL Minority Summer Intern / Detroit Lions
 2002-07 Assistant Coach / Navy
 2008-Present Offensive Coordinator / Navy

PERSONAL

Date of Birth May 14, 1970
 Education Hawai'i, B.S., 1994
 Wife Donna
 Children Dallas, Jaylen and Jarren

DALE PEHRSON

DEFENSIVE COORDINATOR

Dale Pehrson is in his 22nd season at the Naval Academy and his third as the defensive coordinator. Pehrson has coached both the defensive line and the secondary as a position coach in his time at the Academy.

Pehrson has been an integral part of a staff that has brought the Midshipmen back into the national spotlight with a 120-61 (.663) record over the last 14 years, that includes 13 bowl games, 10 Commander-In-Chief's Trophies and a 14-1 mark against Army.

Navy has won at least nine games seven times in the last 13 years. Before the current streak, Navy had won nine or more games just five times in the previous 77 seasons.

Navy finished the 2016 campaign with a 9-5 mark and a 7-1 record in the American Athletic Conference despite a season that saw the Mids have 102 missed games by starters or key contributors. The Mids played Temple in the AAC Championship Game and played in a bowl game (Armed Forces) for the 13th time in the last 14 years. The nine wins tied for the fifth most in school history.

In 2015, Navy won a school-record 11 wins against just two losses, qualified for a bowl game, won a bowl game for the 10th time in school history (beat Pittsburgh, 44-28, in the Military Bowl), won a bowl game for a third straight year for the first time in school history, defeated Army for a series-record 14th consecutive year, won the Commander-In-Chief's Trophy for the third time in the last four years, won the Lambert Trophy as the best team in the East for the first time since 1963, finished 18th in the country in both the Associated Press and Coaches polls and shared the West Division title of the American Athletic Conference with Houston in Navy's first year of being in a conference after being an Independent for 134 years.

As a team, the defense finished the 2015 season ranked 32nd in rushing defense (143.0), 40th in total defense (364.9), 26th in scoring defense (21.8), 12th in red zone defense (.737), 13th in turnovers gained (27), first in fumbles recovered (15), third in turnover margin (+1.46), first in fewest penalties per game (3.1) and first in fewest penalty yards per game (26.1).

Navy finished the 2014 campaign with an 8-5 record, qualified for a bowl game, won a bowl game (beat San Diego State, 17-16, in the Poinsettia Bowl), won a bowl game in back-to-back years for the second time in school history and defeated Army.

Navy finished the 2013 campaign with a 9-4 record, won the Commander-In-Chief's Trophy for the ninth time in the last 11 years, qualified for a bowl game, won a bowl game (beat Middle Tennessee, 24-6, in the Bell Helicopter Armed Forces Bowl) and defeated Army for a series-record 12th consecutive year. The 2013 squad is just the fifth in Navy history to win at least nine games in a season, beat Army



and win a bowl game. The 1957, 1978, 2004 and 2009 teams also achieved that feat.

Pehrson helped lead Navy to an 8-5 record in 2012 and a berth in the Kraft Fight Hunger Bowl.

Navy defeated Air Force, 28-21, in overtime and Army, 17-13, to win the Commander-In-Chief's Trophy.

Navy was an impressive 9-4 record in 2010, defeated Army, defeated Notre Dame in consecutive seasons for only the third time in school history and appeared in a bowl game.

The 2009 season was one to remember, as the Mids tied a school record for wins with 10, won a school-record seventh-consecutive Commander-In-Chief's Trophy, appeared in a seventh-consecutive bowl game and ran its winning streak against the other two Service Academies to an amazing 15-straight games. The Mids capped the season off with a 35-13 rout of Missouri in the Texas Bowl.

The Mids went 8-5 in 2008 and participated in the EagleBank Bowl. The Mids won the Commander-In-Chief's Trophy thanks to a 33-27 victory over Air Force and a 34-0 win over Army.

The 2007 season was a memorable one as well as the Midshipmen posted an 8-5 record, won a fifth-consecutive Commander-In-Chief's Trophy, appeared in a fifth-straight bowl game, and defeated Notre Dame for the first time since 1963.

The Mids received solid contributions from the defensive line in 2006 as the Mids won the Commander-In-Chief's Trophy and played in a fourth-straight bowl game.

Pehrson was part of a staff that did a remarkable job in 2005 with a defense that returned just three starters from the year before as they won a second-straight bowl game and a third-straight Commander-In-Chief's Trophy.

In 2004, Pehrson's efforts helped Navy win a school-record tying 10 games (the most wins since 1905), win the Emerald Bowl and win the Commander-In-Chief's Trophy.

In 2003, Pehrson was part of a defensive staff that saw great improvement on the defensive side of the football as the Mids posted an 8-5 record, won the Commander-In-Chief's Trophy and played in the Houston Bowl.

In 1999, Pehrson helped develop a defensive line into a big-play unit, recording 17 sacks and recovering six fumbles. Defensive end Gino Marchetti recovered a nation's-best five fumbles.

In 1997, Pehrson's troops contributed to the Mids ranking sixth in the country in turnover margin, as the safeties came up with 11 of Navy's 14 interceptions.

Pehrson came to the Naval Academy from Southern Utah, where he was an assistant head coach and defensive coordinator for five years.

Prior to his tenure at Southern Utah, Pehrson was on the staff at Missouri Western State College, where he served in various capacities, including assistant head coach, defensive coordinator, offensive coordinator and special teams coordinator. He was head football coach and an assistant coach in wrestling and track at Murray High School in Salt Lake City.

Pehrson is a native of Salt Lake City and earned all-state honors at Murray High School. He attended Utah where he was a two-year letterman as a defensive back. Pehrson earned his bachelor's degree in English from Utah in 1976 and received a master's degree from Brigham Young in 1985. He and his wife, the former Marty Grant, have two children, son Preston, who is the Director of Player Personnel for the Navy football program, and daughter Jaci.

PEHRSON'S RESUMÉ

Years at Navy 22nd Season

COACHING BACKGROUND

1979-84 Assistant Coach / Murray (Utah) H.S.
 1984-87 Head Coach / Murray (Utah) H.S.
 1987-90 Assistant Head Coach, Defensive & Offensive Coordinator / Missouri Western State
 1991-95 Assistant Head Coach, Defensive Coordinator / Southern Utah
 1996-2014 Assistant Coach / Navy
 2015-Present Defensive Coordinator / Navy

2017 NAVY FOOTBALL

COACHING STAFF

PERSONAL

Date of Birth.....May 11, 1953
 Education.....Utah, B.A., 1976
Brigham Young, M.A., 1985
 Wife.....Marty
 Children.....Preston and Jaci

JUSTIN DAVIS

ASSISTANT COACH / INSIDE LINEBACKERS

Justin Davis is in his 11th season at the Naval Academy and his seventh working with the outside linebackers. Davis worked with the outside linebackers in 2007 before moving to the defensive line from 2008-11.

Navy has compiled a 90-53 (.629) record in his 10 years in Annapolis, beating Army nine times, earning nine bowl bids, winning five bowl games, winning six Commander-In-Chief's Trophies and beating Notre Dame three times.

Navy finished the 2016 campaign with a 9-5 mark and a 7-1 record in the American Athletic Conference despite a season that saw the Mids have 102 missed games by starters or key contributors. The Mids played Temple in the AAC Championship Game and played in a bowl game (Armed Forces) for the 13th time in the last 14 years. The nine wins tied for the fifth most in school history. Outside linebacker D.J. Palmore was named First-Team All-East.

In 2015, Navy won a school-record 11 wins against just two losses, qualified for a bowl game for the 12th time in the last 13 years, won a bowl game for the 10th time in school history (beat Pittsburgh, 44-28, in the Military Bowl), won a bowl game for a third straight year for the first time in school history, defeated Army for a series-record 14th consecutive year, won the Commander-In-Chief's Trophy for the third time in the last four years, won the Lambert Trophy as the best team in the East for the first time since 1963, finished 18th in the country in both the Associated Press and Coaches polls and shared the West Division title of the American Athletic Conference with Houston in Navy's first year of being in a conference after being an Independent for 134 years.

As a team, the defense finished the 2015 season ranked 32nd in rushing defense (143.0), 40th in total defense (364.9), 26th in scoring defense (21.8), 12th in red zone defense (.737), 13th in turnovers gained (27), first in fumbles recovered (15), third in turnover margin (+1.46), first in fewest penalties per game (3.1) and first in fewest penalty yards per game (26.1).

Navy finished the 2014 campaign with an 8-5 record, qualified for a bowl game for the 11th time in the last 12 years, won a bowl game for just the ninth time in school history (beat San Diego State, 17-16, in the Poinsettia Bowl), won a bowl game in back-to-back years for the second time in school history and defeated Army for a series-record 13th consecutive year.

Navy finished the 2013 campaign with a 9-4 record, won the Commander-In-Chief's Trophy for the ninth time in the last 11 years, qualified for a bowl game for the 10th time in the last 11 years, won a bowl game for just the eighth time in school history (beat Middle Tennessee, 24-6, in the Bell Helicopter Armed Forces Bowl) and defeated Army for a series-record 12th consecutive year.

Davis helped lead Navy to an 8-5 record in 2012 and a berth in the Kraft Fight Hunger Bowl. Navy defeated Air Force, 28-21, in overtime and Army, 17-13, to win the Commander-In-Chief's Trophy.

The Mids posted an impressive 9-4 record in 2010, defeated Army for a series-record ninth-consecutive time, defeated Notre Dame in consecutive seasons for only the third time in school history



and appeared in a school-record eighth-consecutive bowl game. The Mids gave up just 23.3 points per game, which was the 46th best scoring defense in the country.

The 2009 season was one to remember, as the Mids tied a school record for wins with 10, won a school-record seventh-consecutive Commander-In-Chief's Trophy, appeared in a school-record seventh-consecutive bowl game and ran its winning streak against the other two Service Academies to an amazing 15 straight games. The Mids capped the season off with a 35-13 rout of Missouri in the Texas Bowl. The defense finished 18th in the country in scoring defense (19.4 points per game) and sixth in red zone defense.

In 2008, Navy posted an 8-5 record, including a 24-17 victory over 16th-ranked Wake Forest, which was Navy's first win over a team ranked in the Associated Press Top 25 since 1985. Navy also beat teams currently in the BCS in back-to-back weeks (Rutgers and Wake Forest) for the first time since 1981 and defeated a program-record four bowl teams. The Mids won a sixth-straight Commander-In-Chief's Trophy with wins over Air Force and Army.

The 2007 season was a historical one as well as the Midshipmen posted an 8-5 record, won the Commander-In-Chief's Trophy, appeared in a school-record fifth-straight bowl game and defeated Notre Dame for the first time since 1963.

Davis came to the Naval Academy after serving as a graduate assistant at Toledo for two seasons, assisting with the secondary under defensive coordinator Tim Rose.

Davis also coached under Rose as a graduate assistant at Louisiana Tech and served for one season at Wagner College, where he coached linebackers.

A native of Rome, N.Y., Davis was a four-year letterwinner at the University of Maine from 1998-2001 where he played linebacker. As a senior, the Black Bears won an Atlantic 10 championship and a berth in the Division I-AA playoffs.

Davis received his bachelor's degree in communications from Maine in 2001, and earned his master's degree in exercise science from Louisiana Tech in May of 2005.

Justin and his wife, Mary, have a daughter, Gianna.

DAVIS' RESUMÉ

Years at Navy.....11th Season

COACHING BACKGROUND

2003.....Assistant Coach / Wagner
 2004.....Graduate Assistant / Louisiana Tech
 2005-06.....Graduate Assistant / Toledo
 2007-Present.....Assistant Coach / Navy

PERSONAL

Date of Birth.....Nov. 5, 1978
 Education.....Maine, B.S., 2001
Louisiana Tech, M.S., 2005
 Wife.....Mary
 Daughter.....Gianna

ROBERT B. GREEN

ASSISTANT COACH / CORNERBACKS

Robert B. Green is in his fifth season at the Naval Academy and his third as a coach on the field. This is his first season coaching the cornerbacks after coaching outside linebackers with Justin Davis during his first two seasons at Navy.

Navy finished the 2016 campaign with a 9-5 mark and a 7-1 record in the American Athletic Conference despite a season that saw the Mids have 102 missed games by starters or key contributors. The Mids played Temple in the AAC Championship Game and played in a bowl game (Armed Forces) for the 13th time in the last 14 years. The nine wins tied for the fifth most wins in school history. Outside linebacker DJ Palmore was named First-Team All-East.

Navy finished the 2015 campaign with a school-record 11 wins against just two losses, qualified for a bowl game for the 12th time in the last 13 years, won a bowl game for the 10th time in school history (beat Pittsburgh, 44-28, in the Military Bowl), won a bowl game for a third straight year for the first time in school history, defeated Army for a series-record 14th consecutive year, won the Commander-In-Chief's Trophy for the third time in the last four years, won the Lambert Trophy as the best team in the East for the first time since 1963, finished 18th in the country in both the Associated Press and Coaches polls and shared the West Division title of the American Athletic Conference with Houston in Navy's first year of being in a conference after being an Independent for 134 years.

As a team, the defense finished the 2015 season ranked 32nd in rushing defense (143.0), 40th in total defense (364.9), 26th in scoring defense (21.8), 12th in red zone defense (.737), 13th in turnovers gained (27), first in fumbles recovered (15), third in turnover margin (+1.46), first in fewest penalties per game (3.1) and first in fewest penalty yards per game (26.1).

Green spent his first two years as the Director of Player Development assisting Coach Niumatalolo



2017 NAVY FOOTBALL

COACHING STAFF



and the officer representatives with professional development and molding of Navy football players to assume future positions of leadership in the Navy and Marine Corps.

Green is a 1998 graduate of the Naval Academy where he was a four-year letterwinner and three-year starter on the football team as a defensive back. During the 1996 campaign Navy fashioned its best record since 1978 at 9-3 and registered a 42-38 victory over California in the Aloha Bowl. Consequently, Green was named to the Blue-Gray All-Star Football Classic and was an All-Independent selection.

Green was born and raised in Atlanta, Ga., where he attended Booker T. Washington High School. After graduation, Green attended the Naval Academy Preparatory School in Newport, R.I. before moving on to the Naval Academy. He was commissioned a Second Lieutenant in the Marine Corps in May 1998, having completed his undergraduate education at the Naval Academy.

Following The Basic School and the Logistics Officer Course, he was assigned to 9th Communication Battalion, 1 Marine Expeditionary Force Headquarters Group in July 1999. During this tour, Green served as the S-4 Alpha, Maintenance Management Officer, and Headquarters Company Commander.

Ordered to Okinawa in June 2002, Green was transferred to Marine Aviation Logistics Squadron 36, 1st Marine Aircraft Wing, Camp Futenma, Japan, where he served as the S-4 Officer.

In July 2003, Green was assigned to Recruiting Station Indianapolis. While stationed there, Green served for two and one-half years as the Operations Officer, and one-half year as the Executive Officer.

In July 2006, Green reported to Inspector-Instructor duty serving as Operations Officer and Assistant Inspector and Instructor for Headquarters and Service Battalion, 4th Marine Logistics Group, Dobbins ARB; Marietta, Ga. During his tour, he was deployed to Iraq as a member of the 1st Marine Logistics Group G-3 staff in July 2008. Stationed at Camp Al Taqaddum, he served as the Embarkation and Unit Movement Coordination Center Officer-in-Charge.

Green returned from Iraq in February 2009 only to depart Marietta in July 2009 to further his career at the Air Command and Staff College at Maxwell AFB in Montgomery, Al. Earning a Master's Degree in Military Operational Art, Green graduated in June 2010 and was assigned to 2d Marine Division.

Upon arriving to 2d Marine Division Headquarters, Green was immediately deployed to Operation Enduring Freedom and assigned as the Logistics Officer for Regional Support Command - Southwest, NATO Training Mission - Afghanistan at Camp Leatherneck. After the seven month tour, Green returned to Camp Lejeune, and assigned as the S-4 Officer for the 6th Marine Regiment in February 2011.

As a member of 6th Marine Regiment, Green deployed to Afghanistan for a second time in December 2011. After serving a combined 11 months on Camp Delaram and Camp Leatherneck, the Regiment returned home in November 2012. He continued to serve as the senior Logistics Officer for the command until his transfer to the Naval Academy.

As a Marine, the former Lieutenant Colonel's personal decorations include Navy and Marine Corps Achievement Medal (2nd award), Navy and Marine Corps Commendation Medal (2nd award), Meritorious Service Medal (2nd Award), and Defense Meritorious Service Medal.

Green retired from the U.S. Marine Corps in the summer of 2017. He resides in Annapolis with his wife, Robyn, and twin boys, Garrison and Grant.

GREEN'S RESUMÉ

Year at Navy.....Fifth Season

COACHING BACKGROUND

2015-Present.....Assistant Coach / Navy

PERSONAL

Date of Birth..... January 24, 1974
 Education..... United States Naval Academy, B.S., 1998
 North Alabama, M.Ed., 1997
 Wife..... Robyn
 Children..... Garrison and Grant

ASHLEY INGRAM

RUNNING GAME COORDINATOR / OFFENSIVE LINE

Ashley Ingram is in his 10th year at the Naval Academy coaching the centers and guards and his fifth as the running game coordinator.

Navy has compiled a 77-41 (.653) record during Ingram's tenure, beating Army eight times, earning eight bowl bids, winning four bowl games, winning five Commander-In-Chief's Trophies and beating Notre Dame three times. Ingram is also known as Navy's top recruiter.

Navy finished the 2016 campaign with a 9-5 mark and a 7-1 record in the American Athletic Conference despite a season that saw the Mids have 102 missed games by starters or key contributors. The Mids played Temple in the AAC Championship Game and played in a bowl game (Armed Forces) for the 13th time in the last 14 years. The nine wins tied for the fifth most in school history and the team set school records for points (531), touchdowns (73), touchdowns per game (5.2), rushing touchdowns (61), total offense (6,136 yards) and yards per play (6.8) despite playing four different quarterbacks.

Senior offensive guard Adam West was Navy's lone selection on the All-AAC First Team, while senior center Maurice Morris was named to the second team. West was named to the First-Team All-East squad, while Morris and junior guard Evan Martin were named Second Team All-East.

In 2015, Navy won a school-record 11 wins against just two losses, qualified for a bowl game for the 12th time in the last 13 years, won a bowl game for the 10th time in school history (beat Pittsburgh, 44-28, in the Military Bowl), won a bowl game for a third straight year for the first time in school history, defeated Army for a series-record 14th consecutive year, won the Commander-In-Chief's Trophy for the third time in the last four years, won the Lambert Trophy as the best team in the East for the first time since 1963, finished 18th in the country in both the Associated Press and Coaches polls and shared the West Division title of the American Athletic Conference with Houston in Navy's first year of being in a conference after being an Independent for 134 years.

Offensive guard E.K. Binns was named a 2015 CoSIDA Second Team Academic All-American and was a finalist for the National Football Foundation Scholar Athlete of the Year award. Binns was named First-Team All-American Athletic Conference and First-Team All-East.

Navy finished the 2014 campaign with an 8-5 record, qualified for a bowl game, won a bowl game (beat San Diego State, 17-16, in the Poinsettia Bowl), won a bowl game in back-to-back years for the second time in school history and defeated Army for a series-record 13th consecutive year.

Navy finished the 2013 campaign with a 9-4 record, won the Commander-In-Chief's Trophy for the ninth time in the last 11 years, qualified for a bowl game, won a bowl game (beat Middle Tennessee, 24-6, in the Bell Helicopter Armed Forces Bowl) and defeated Army for a series-record 12th consecutive year.

Guards Jake Zuzek and E.K. Binns were named to the All-Independent and All-East team, while Binns was named Capital One Academic All-District.



2017 NAVY FOOTBALL

COACHING STAFF



defeated Army for a series-record 14th consecutive year, won the Commander-In-Chief's Trophy for the third time in the last four years, won the Lambert Trophy as the best team in the East for the first time since 1963, finished 18th in the country in both the Associated Press and Coaches polls and shared the West Division title of the American Athletic Conference with Houston in Navy's first year of being in a conference after being an Independent for 134 years.

As a team, the defense finished the 2015 season ranked 32nd in rushing defense (143.0), 40th in total defense (364.9), 26th in scoring defense (21.8), 12th in red zone defense (.737), 13th in turnovers gained (27), first in fumbles recovered (15), third in turnover margin (+1.46), first in fewest penalties per game (3.1) and first in fewest penalty yards per game (26.1).

Navy finished the 2014 campaign with an 8-5 record, won a bowl game for just the ninth time in school history (beat San Diego State, 17-16, in the Poinsettia Bowl), won a bowl game in back-to-back years for the second time in school history and defeated Army for a series-record 13th consecutive year.

Linebacker Jordan Drake was named All-Independent by Phil Steele, while long snapper Joe Cardona was selected to play in the Senior Bowl and was invited to the NFL Combine. Punter Pablo Beltran was named All-East and All-Independent. Beltran finished his career with a 41.6 career average, the second-best average in school history.

Navy finished the 2013 campaign with a 9-4 record, won the Commander-In-Chief's Trophy, won a bowl game (beat Middle Tennessee, 24-6, in the Bell Helicopter Armed Forces Bowl) and defeated Army.

Linebackers Cody Peterson and DJ Sargenti had seasons to remember as Peterson finished tied for second in the country in solo tackles per game (7.2) and tied for seventh in total tackles per game (10.9). Peterson's 142 tackles were the most by a Navy player since Javier Zuluaga in 1992. Sargenti, who had never recorded a tackle prior to his senior year, recorded 110 tackles on the year, including 71 solo stops. He finished 25th in the country in solo tackles per game (5.5).

Johns helped lead Navy to an 8-5 record in 2012 and a berth in the Kraft Fight Hunger Bowl. Navy defeated Air Force, 28-21, in overtime and Army, 17-13, to win the Commander-In-Chief's Trophy.

The Mids posted an impressive 9-4 record in 2010, defeated Army, defeated Notre Dame in consecutive seasons for only the third time in school history and appeared in a bowl game.

The 2009 season was one to remember, as the Mids tied a school record for wins with 10, won a school-record seventh-consecutive Commander-In-Chief's Trophy, appeared in a school-record seventh-consecutive bowl game and ran its winning streak against the other two Service Academies to an amazing 15-straight games. The Mids capped the season off with a 35-13 rout of Missouri in the Texas Bowl.

The Mids posted an 8-5 record in 2008 and participated in the EagleBank Bowl. The Mids won the Commander-In-Chief's Trophy thanks to a 33-27 victory over Air Force and a 34-0 win over Army.

Before coming to Navy, Johns spent two seasons at Grossmont Junior College in El Cajon, Calif., where he served as the defensive coordinator and was a professor in the exercise science department. In 2006, the Griffins were Foothill Conference Champions and posted a 10-2 record thanks to a defense that gave up a school-record 7.6 points per contest.

In 2005, Johns served as defensive coordinator at the University of La Verne in La Verne, Calif., where he led the Leopards to their first winning season in eight years.

Johns coached at UNLV from 1999-2004, serving as a graduate assistant (defensive ends and punt team) for one year before being hired on full time and coaching the linebackers, coordinating the special teams and handling the recruiting coordinator duties for the final five seasons.

Johns began his coaching career at Occidental College, where he coached the defensive line from 1993-95. He coached at the University of San Diego in 1996, serving as the defensive line coach and special teams coordinator, before moving on to the University of La Verne, where he coached the defensive line in 1997 and the defensive backs in 1998, while also coordinating the special teams.

Johns is a 1991 graduate of Occidental College, where he was all-conference and team captain and earned his bachelor's in political science in 1991 and his Master's in education in 1995. In 2006, he

Ingram helped lead Navy to an 8-5 record in 2012 and a berth in the Kraft Fight Hunger Bowl. Navy defeated Air Force, 28-21, in overtime and Army, 17-13, to win the Commander-In-Chief's Trophy.

The win over Army marked Navy's 11th consecutive victory over its biggest rivals.

In 2011, guard John Dowd was named a First-Team Academic All-American for the second-consecutive year making him the first Two-Time First-Team Academic All-American in school history.

The Mids posted an impressive 9-4 record in 2010, defeated Army for a series-record ninth-consecutive time, defeated Notre Dame in consecutive seasons for only the third time in school history and appeared in a bowl game for the eighth-straight year.

The 2009 season was one to remember, as the Mids tied a school record for wins with 10, won a school-record seventh-consecutive Commander-In-Chief's Trophy, appeared in a school-record seventh-consecutive bowl game and ran their winning streak against the other two Service Academies to an amazing 15-straight games. The Mids capped the season off with a 35-13 rout of Missouri in the Texas Bowl.

The Mids posted an 8-5 record in 2008 and participated in the EagleBank Bowl. The Mids won the Commander-In-Chief's Trophy thanks to a 33-27 victory over Air Force and a 34-0 win over Army.

Ingram came to Navy from Bucknell, where he served as the offensive coordinator and offensive line coach for two seasons.

In Ingram's first year as offensive coordinator at Bucknell in 2006, the Bison went from one win the previous year to six and ranked fifth in the nation in rushing offense, averaging 235.2 yards per game, and reduced their turnover total from 33 the previous season to 14.

Prior to Bucknell, Ingram was at Rhode Island where the Rams led the Atlantic 10 in rushing five of his six seasons and finished second in the nation in rushing yards in 2003, averaging 333.8 yards per contest.

A native of Iron City, Ga., and a 1996 graduate of the University of North Alabama, Ingram was a four-year letterman on the offensive line and helped his team win Division II national titles in 1993, 1994 and 1995. He entered the coaching ranks as a graduate assistant, first at North Alabama in 1997, then at Temple University in the spring. After spending a year at North Cobb High School in Kennesaw, Ga., in 1998, he became the offensive line coach at the University of West Alabama in 1999, then at Rhode Island in 2000.

Ingram and his wife, Jenifer, are the parents of a daughter, Laura, and two sons, James and William.

INGRAM'S RESUMÉ

Years at Navy 10th Season

COACHING BACKGROUND

1997..... Graduate Assistant / North Alabama
 1998..... Graduate Assistant / Temple
 1999..... Assistant Coach / West Alabama
 2000-05 Assistant Coach / Rhode Island
 2006-07 Offensive Coordinator / Bucknell
 2008-12 Assistant Coach / Navy
 2013-Present..... Assistant Coach, Running Game Coordinator / Navy

PERSONAL

Date of Birth..... March 31, 1973
 Education..... North Alabama, B.S., 1996
 North Alabama, M.Ed., 1997
 Wife..... Jenifer
 Children..... Laura, James, and William

STEVE JOHNS

ASSISTANT COACH / LINEBACKERS

Steve Johns is in his 10th year at the Naval Academy coaching the inside linebackers.

Navy has compiled a 77-41 (.653) record during Johns' tenure, beating Army eight times, earning eight bowl bids, winning four bowl games, winning five Commander-In-Chief's Trophies and beating Notre Dame three times.

Navy finished the 2016 campaign with a 9-5 mark and a 7-1 record in the American Athletic Conference despite a season that saw the Mids have 102 missed games by starters or key contributors. The Mids played Temple in the AAC Championship Game and played in a bowl game (Armed Forces) for the 13th time in the last 14 years. The nine wins tied for the fifth most in school history. Outside linebacker D.J. Palmore was named First-Team All-East. Linebacker Micah Thomas was named Second-Team All-AAC and Honorable Mention All-East.

In 2015, Navy won a school-record 11 wins against two losses, qualified for a bowl game for the 12th time in the last 13 years, won a bowl game for the 10th time in school history (beat Pittsburgh, 44-28, in the Military Bowl), won a bowl game for a third straight year for the first time in school history,



2017 NAVY FOOTBALL

COACHING STAFF

earned a Masters of Sports Science from the United States Sports Academy.
Steve and his wife, Kristin, have two sons, Sam and Benjamin, and a daughter, Lily.

JOHNS' RESUMÉ

Years at Navy10th Season

COACHING BACKGROUND

1993-95Assistant Coach / Occidental College
1996Assistant Coach, Special Teams Coordinator / U. of San Diego
1997-98Assistant Coach / La Verne
1999Graduate Assistant / UNLV
2000-04Assistant Coach / UNLV
2005Assistant Coach, Defensive Coordinator / La Verne
2006-07Assistant Coach, Defensive Coordinator / Grossmont Jr. College
2008-15Assistant Coach, Special Teams Coordinator / Navy
2016-PresentAssistant Coach / Navy

PERSONAL

Date of Birth Sept. 29, 1968
EducationOccidental College, B.S., 1991
.....Occidental College, M.Ed., 1995
.....U.S. Sports Academy, M.S., 2006
WifeKristin
ChildrenSam, Lily and Benjamin

MIKE JUDGE

ASSISTANT COACH / FULLBACKS

Mike Judge is in his 10th year at the Naval Academy coaching the fullbacks.

Navy has compiled a 77-41 (.653) record during Judge's tenure, beating Army eight times, earning eight bowl bids, winning four bowl games, winning five Commander-In-Chief's Trophies and beating Notre Dame three times.

Navy finished the 2016 campaign with a 9-5 mark and a 7-1 record in the American Athletic Conference despite a season that saw the Mids have 102 missed games by starters or key contributors. The Mids played Temple in the AAC Championship Game and played in a bowl game (Armed Forces) for the 13th time in the last 14 years. The nine wins tied for the fifth most in school history and the team set school records for points (531), touchdowns (73), touchdowns per game (5.2), rushing touchdowns (61), total offense (6,136 yards) and yards per play (6.8) despite playing four different quarterbacks.

In 2015, Navy won a school-record 11 wins against just two losses, qualified for a bowl game for the 12th time in the last 13 years, won a bowl game for the 10th time in school history (beat Pittsburgh, 44-28, in the Military Bowl), won a bowl game for a third straight year for the first time in school history, defeated Army for a series-record 14th consecutive year, won the Commander-In-Chief's Trophy for the third time in the last four years, won the Lambert Trophy as the best team in the East for the first time since 1963, finished 18th in the country in both the Associated Press and Coaches polls and shared the West Division title of the American Athletic Conference with Houston in Navy's first year of being in a conference after being an Independent for 134 years.

Last fall, the Mids finished No. 2 in the country in rushing offense (326.7), No. 3 in passing yards per completion (20.0), 22nd in scoring offense (36.8), No. 1 in red zone offense (.948), No. 4 in third down conversions (.503), No. 1 in fourth down conversions (.923), No. 1 in fewest turnovers lost (8), No. 3 in turnover margin (+1.46), No. 1 in fewest penalties per game (3.1) and No. 1 in fewest penalty yards per game (26.1).

Fullback Chris Swain was named First Team All-East and Second Team All-American Athletic Conference and was invited to the Senior Bowl All-Star Game. He rushed for 1,023 yards and 10 touchdowns on 211 carries. He was signed as a free agent by the San Diego Chargers.

Navy finished the 2014 season with an 8-5 record, won a bowl game for just the ninth time in school history (beat San Diego State, 17-16, in the Poinsettia Bowl), won a bowl game in back-to-back years for the second time in school history and defeated Army.

Navy finished the 2013 campaign with a 9-4 record, won the Commander-In-Chief's Trophy, won a bowl game for just the eighth time in school history (beat Middle Tennessee, 24-6, in the Bell Helicopter Armed Forces Bowl) and defeated Army.

Judge helped lead Navy to an 8-5 record in 2012 and a berth in the Kraft Fight Hunger Bowl. Navy defeated Air Force, 28-21, in overtime and Army, 17-13, to win the Commander-In-Chief's Trophy.

The Mids posted an impressive 9-4 record in 2010, defeated Army for a series-record ninth-consecutive time, defeated Notre Dame in consecutive seasons for only the third time in school history and appeared in a school-record eighth-consecutive bowl game. The Mids finished sixth in the country in rushing offense (284.8) and ninth in the country in passing efficiency (156.7).

The 2009 season was one to remember, as the Mids tied a school record for wins with 10, won



a school-record seventh-consecutive Commander-In-Chief's Trophy, appeared in a school-record seventh-consecutive bowl game and ran its winning streak against the other two Service Academies to an amazing 15-straight games. The Mids capped the season off with a 35-13 rout of Missouri in the Texas Bowl.

The Mids posted an 8-5 record in 2008 and participated in the EagleBank Bowl. The Mids won the Commander-In-Chief's Trophy thanks to a 33-27 victory over Air Force and a 34-0 win over Army. Other landmark wins during the 2008 season included a 24-17 victory over 16th-ranked Wake Forest, which was Navy's first win over a team ranked in the Associated Press Top 25 since 1985, as well as Navy's victory the previous week over Rutgers.

Judge came to the Naval Academy from Harvard, where he served as the wide receivers coach.

He has spent time around some of the best football coaches in the country, including serving as the quality control coach with the New England Patriots in 2005 and 2006. He spent his first year in New England working with Eric Mangini as a defensive assistant and in 2006 he worked with Josh McDaniels as an offensive assistant.

Judge also spent four years as an intern on the Patriots staff during a time when they won three Super Bowl Championships.

Judge enjoyed an outstanding playing career as a triple-option quarterback at Springfield College ('05), where he was four-year letterwinner in both football and baseball.

He and his wife, Jennifer, reside in Annapolis with their son, Brecken, and daughter, Kinsley.

JUDGE'S RESUMÉ

Years at Navy10th Season

COACHING BACKGROUND

2001-04Intern / New England Patriots
2005-06Quality Control Coach / New England Patriots
2007Assistant Coach / Harvard
2008-PresentAssistant Coach / Navy

PERSONAL

Date of BirthApril 10, 1983
EducationSpringfield College, B.S., 2005
WifeJennifer
ChildrenBrecken and Kinsley

2017 NAVY FOOTBALL

COACHING STAFF

BRYCE McDONALD

ASSISTANT COACH / OFFENSIVE LINE

Bryce McDonald is in his ninth year at the Naval Academy and his first as a coach on the field as he will take over coaching the tackles.

McDonald served as the Director of Football Operations for five seasons and he spent three years as the Executive Administrator and Military Liaison Officer for the football team. McDonald also assisted Coach Niumatalolo and the military officer representatives with professional development and molding Navy football players to assume future positions of leadership in the Navy and Marine Corps.

A 2003 graduate of the Naval Academy, McDonald was a three-year letterwinner at fullback for the Midshipmen. His senior year he was coached by current offensive coordinator Ivin Jasper.

Following graduation, McDonald was commissioned into the United States Marine Corps as an Infantry Officer and served until 2012. In 2006, while stationed in Iraq and Executive Officer of 2/4, he was injured and was awarded a purple heart.

McDonald and his wife, Jana, are the parents of daughters, Kayleigh and Kendall, and son, Thomas.



McDONALD'S RESUMÉ

Years at Navy Ninth Season

COACHING BACKGROUND

2017 Assistant Coach / Navy

PERSONAL

Date of Birth Jan. 21, 1980

Education Naval Academy, B.S., 2003

Wife Jana

Children Kayleigh, Kendall and Thomas

SHAUN NUA

ASSISTANT COACH / DEFENSIVE LINE

Shaun Nua is in his sixth season at the Naval Academy coaching the defensive line.

Navy has compiled a 45-21 (.682) record during Nua's tenure, beating Army four times, earning five bowl bids, winning three bowl games and winning three Commander-In-Chief Trophies.

Navy finished the 2016 campaign with a 9-5 mark and a 7-1 record in the American Athletic Conference despite a season that saw the Mids have 102 missed games by starters or key contributors. The Mids played Temple in the AAC Championship Game and played in a bowl game (Armed Forces) for the 13th time in the last 14 years. The nine wins tied for the fifth most in school history.

In 2015, Navy won a school-record 11 wins against just two losses, qualified for a bowl game for the 12th time in the last 13 years, won a bowl game for the 10th time in school history (beat Pittsburgh, 44-28, in the Military Bowl), won a bowl game for a third straight year for the first time in school history, defeated Army for a series-record 14th consecutive year, won the Commander-In-Chief's Trophy for the third time in the last four years, won the Lambert Trophy as the best team in the East for the first time since 1963, finished 18th in the country in both the Associated Press and Coaches polls and shared the West Division title of the American Athletic Conference with Houston in Navy's first year of being in a conference after being an Independent for 134 years.

Defensive end Will Anthony was named First-Team All-AAC and First-Team All-East.

As a team, the defense finished the 2015 season ranked 32nd in rushing defense (143.0), 40th in total defense (364.9), 26th in scoring defense (21.8), 12th in red zone defense (.737), 13th in turnovers gained (27), first in fumbles recovered (15), third in turnover margin (+1.46), first in fewest penalties per game (3.1) and first in fewest penalty yards per game (26.1).

Navy finished the 2014 season with an 8-5 record, won a bowl game for just the ninth time in school history (beat San Diego State, 17-16, in the Poinsettia Bowl) and defeated Army for a series-record 13th consecutive year.

Navy finished the 2013 campaign with a 9-4 record, won the Commander-In-Chief's Trophy for the ninth time in the last 11 years, qualified for a bowl game for the 10th time in the last 11 years, won a bowl game for just the eighth time in school history (beat Middle Tennessee, 24-6, in the Bell Helicopter Armed Forces Bowl) and defeated Army for a series-record 12th consecutive year.

Nua helped lead Navy to an 8-5 record in 2012 and a berth in the Kraft Fight Hunger Bowl. Navy defeated Air Force, 28-21, in overtime and Army, 17-13, to win the Commander-In-Chief's Trophy.

Nua came to the Naval Academy from Brigham Young, where he assisted for three seasons. He is a 2005 graduate of BYU where he received his bachelor's degree and is currently pursuing his graduate degree.

Over his final two seasons in Provo, Nua helped the Cougars achieve the nation's 24th-best total defense in 2010 and the 13th-ranked defense in 2011. BYU won its bowl games both years while finishing the 2011 season ranked No. 25 in the final USA Today Coaches Poll with a 10-3 record.

As a player, Nua was a 6-foot-5, 280-pound defensive end at BYU from 2002-04 before being drafted in the seventh round of the 2005 NFL Draft by the Pittsburgh Steelers. Nua played four years in the NFL, three seasons with Pittsburgh and one in Buffalo, including a winning trip to the Super Bowl with the Steelers his rookie year in 2006.

Nua earned Second-Team All-Mountain West Conference honors as a senior. He played in all 23 games of his BYU career, appearing in 12 games his junior season in 2002 and 11 games as a senior in 2004 (redshirted in 2003 due to an injury). He totaled 54 tackles in his two seasons, including 10 sacks and 16 tackles for loss.

Born on May 22, 1981, Nua is a native of Pago Pago, American Samoa. He transferred to BYU from Eastern Arizona Junior College, where he earned Junior College All-America honors. He prepped at Tafuna High School in Tafuna, American Samoa.



NUA'S RESUMÉ

Years at Navy Sixth Season

COACHING BACKGROUND

2009-11 Assistant Coach / BYU

2012-Present Assistant Coach / Navy

PERSONAL

Date of Birth May 22, 1981

Education BYU, B.S., 2005

Children Fa'amalosi and Kelina

2017 NAVY FOOTBALL

COACHING STAFF

DAN O'BRIEN

ASSISTANT COACH / SECONDARY

Dan O'Brien is in his fourth year coaching at the Naval Academy and his third coaching the secondary.

Navy finished the 2016 campaign with a 9-5 mark and a 7-1 record in the American Athletic Conference despite a season that saw the Mids have 102 missed games by starters or key contributors. The Mids played Temple in the AAC Championship Game and played in a bowl game (Armed Forces) for the 13th time in the last 14 years. The nine wins tied for the fifth most in school history. Freshman Alohi Gilman was named Honorable Mention All-AAC and was named the ECAC Rookie of the Year.

In 2015, Navy won a school-record 11 wins against two losses, qualified for a bowl game for the 12th time in the last 13 years, won a bowl game for the 10th time in school history (beat Pittsburgh, 44-28, in the Military Bowl), won a bowl game for a third straight year for the first time in school history, defeated Army for a series-record 14th consecutive year, won the Commander-In-Chief's Trophy for the third time in the last four years, won the Lambert Trophy as the best team in the East for the first time since 1963, finished 18th in the country in both the Associated Press and Coaches polls and shared the West Division title of the American Athletic Conference with Houston in Navy's first year of being in a conference after being an Independent for 134 years.

As a team, the defense finished the 2015 season ranked 32nd in rushing defense (143.0), 40th in total defense (364.9), 26th in scoring defense (21.8), 12th in red zone defense (.737), 13th in turnovers gained (27), first in fumbles recovered (15), third in turnover margin (+1.46), first in fewest penalties per game (3.1) and first in fewest penalty yards per game (26.1).

Navy finished the 2014 season with an 8-5 record, qualified for a bowl game for the 11th time in the last 12 years, won a bowl game for just the ninth time in school history (beat San Diego State, 17-16, in the Poinsettia Bowl), won a bowl game in back-to-back years for the second time in school history and defeated Army for a series-record 13th consecutive year.

The Navy defense finished 32nd in pass defense, 37th in interceptions and 38th in the country in red zone defense in 2014.

O'Brien came to Navy from Elon, where he was the defensive backs coach the past three years. Prior to working at Elon, O'Brien spent four seasons as a defensive analyst and defensive graduate assistant at Alabama under the tutelage of Nick Saban and Kirby Smart. In O'Brien's four years at Alabama, the Crimson Tide went 43-11 and won the 2009 BCS National Championship. The Crimson Tide ranked fifth nationally in total defense, third in scoring defense and 10th in rushing defense in 2010 and ranked third in all three categories in 2009.

He has also had experience as a scouting assistant intern with the New England Patriots and Bill Belichick in 2005 and spent a year at Harvard working with the safeties in 2006.

O'Brien's father, Tom (71), was a three-year starter at defensive end for Navy and, after serving nine years in the Marine Corps, returned to Navy as an assistant coach for George Welsh from 1975-81. O'Brien went on to become the head coach at both Boston College and North Carolina State.

O'Brien is a 2005 graduate of Boston College where he earned his communications degree and served as a student coach. He is married to the former Alicia Marcum and they have a son, Rowan.



O'BRIEN'S RESUMÉ

Years at Navy Fourth Season

COACHING BACKGROUND

2004-05 Student Coach / Boston College
 2005 Scouting Assistant Intern / New England Patriots
 2006 Assistant Coach / Harvard
 2007-08 Defensive Grad Assistant / Alabama
 2009-10 Defensive Analyst / Alabama
 2011-13 Assistant Coach / Elon
 2014-Present Assistant Coach / Navy

PERSONAL

Date of Birth Feb. 19, 1982
 Education Boston College, B.S., 2005
 Wife Alicia
 Children Rowan

DANNY O'ROURKE

SPECIAL TEAMS COORDINATOR / SLOT BACKS

Danny O'Rourke is in his 16th season at Navy and his seventh as the slot backs coach. He has also coached the secondary (four seasons), wide receivers (three seasons) and the inside linebackers (two seasons). Additionally, he is in his second year as special teams coordinator.

He has been an integral part of a staff that has brought the Midshipmen back into the national spotlight with a 120-61 (.663) record over the last 14 years, that includes 13 bowl games, 10 Commander-In-Chief's Trophies and a 14-1 mark against Army.

Navy has won at least nine games seven times in the last 13 years. Before the current streak, Navy had won nine or more games just five times in the previous 77 seasons.

Navy finished the 2016 campaign with a 9-5 mark and a 7-1 record in the American Athletic Conference despite a season that saw the Mids have 102 missed games by starters or key contributors. The Mids played Temple in the AAC Championship Game and played in a bowl game (Armed Forces) for the 13th time in the last 14 years. The nine wins tied for the fifth most in school history and the team set school records for points (531), touchdowns (73), touchdowns per game (5.2), rushing touchdowns (61), total offense (6,136 yards) and yards per play (6.8) despite playing four different quarterbacks.

The Mids were also much improved on special teams finishing 25th in the country in net punting (39.8 yards per punt), seventh in kickoff return defense (17.1 yards per return) and 25th in kickoff returns (23.2 yards per return). Senior slot back Dishan Romine was named Honorable Mention All-AAC as a return specialist. Romine averaged 26.2 yards per return for his career, the third-best average in school history.

Navy finished the 2015 campaign with a school-record 11 wins against two losses, qualified for a bowl game for the 12th time in the last 13 years, won a bowl game for the 10th time in school history (beat Pittsburgh, 44-28, in the Military Bowl), won a bowl game for a third straight year for the first time in school history, defeated Army for a series-record 14th consecutive year, won the Commander-In-Chief's Trophy for the third time in the last four years, won the Lambert Trophy as the best team in the East for the first time since 1963, finished 18th in the country in both the Associated Press and Coaches polls and shared the West Division title of the American Athletic Conference with Houston in Navy's first year of being in a conference after being an Independent for 134 years.

Last fall, the Mids finished No. 2 in the country in rushing offense (326.7), No. 3 in passing yards per completion (20.0), 22nd in scoring offense (36.8), No. 1 in red zone offense (.948), No. 4 in third down conversions (.503), No. 1 in fourth down conversions (.923), No. 1 in fewest turnovers lost (8), No. 3 in turnover margin (+1.46), No. 1 in fewest penalties per game (3.1) and No. 1 in fewest penalty yards per game (26.1).

Kick returner Dishan Romine was named First-Team All-East and finished 11th in the nation in kickoff returns, averaging 27.3 yards per return. Romine's 27.3 yard average is the sixth-best single-season average in school history and his career average of 27.3 yards per return ranks third. Navy finished 25th in the country as a team in kickoff returns, averaging 24.22 yards per return.

Navy finished the 2014 season with an 8-5 record, won a bowl game for just the ninth time in school history (beat San Diego State, 17-16, in the Poinsettia Bowl) and defeated Army.

Navy finished the 2013 campaign with a 9-4 record, won the Commander-In-Chief's Trophy, won a bowl game (beat Middle Tennessee, 24-6, in the Bell Helicopter Armed Forces Bowl) and defeated Army.

O'Rourke helped lead Navy to an 8-5 record in 2012 and a berth in the Kraft Fight Hunger Bowl. Navy defeated Air Force, 28-21, in overtime and Army, 17-13, to win the Commander-In-Chief's Trophy.

The Mids posted an impressive 9-4 record in 2010, defeated Army for a series-record ninth-consecutive time, defeated Notre Dame in consecutive seasons for only the third time in school history



2017 NAVY FOOTBALL

COACHING STAFF

NAPOLEON SYKES ASSISTANT COACH / OUTSIDE LINEBACKERS

Napoleon Sykes enters his fourth year at the Naval Academy and his third coaching the outside linebackers. Sykes coached the outside linebackers at Navy in 2010 and 2011 and assisted Shaun Nua with the defensive line in 2016.

Navy finished the 2016 campaign with a 9-5 mark and a 7-1 record in the American Athletic Conference despite a season that saw the Mids have 102 missed games by starters or key contributors. The Mids played Temple in the AAC Championship Game and played in a bowl game (Armed Forces) for the 13th time in the last 14 years. The nine wins tied for the fifth most in school history.

Sykes coached outside linebackers along side Tony Grantham at Navy in 2010 and 2011. In 2010, Navy went 9-4, defeated Army and Notre Dame and participated in the Poinsettia Bowl.

He coached the outside linebackers at Charlotte where he helped the 49ers start their football program in 2012, play in the FCS in 2013 (5-6), and 2014 (5-6) and then in Conference USA last year. In 2013, he helped the 49ers defense rank ninth in the FCS in takeaways (31), fifth in fumbles recovered (16) and 29th in tackles for a loss (6.9 per game).

Sykes earned three varsity letters at Wake Forest as a linebacker and special teams performer from 2003-05. He graduated in 2006 with a bachelor's degree in English and a minor in journalism.

He got his coaching career started in the summer of 2006 when he served as an assistant coach at his high school alma mater, the Gilman School, in Baltimore. He went on to serve as the defensive coordinator for the semi-pro Bay Atlantic Sharks that fall and helped lead them to the Semi-Pro National Championship Series.

After teaching and serving as the co-defensive coordinator at Mallard Creek High School in Charlotte, N.C. in 2007, Sykes returned to his college alma mater to serve as the offensive graduate assistant in 2008 and the defensive graduate assistant in 2009.

Sykes is married to the former Christy Williams, who was a star volleyball player at Wake Forest, and they have two sons, Bodhi and Noah.



and appeared in a bowl game.

The 2009 season was one to remember, as the Mids tied a school record for wins with 10, won the Commander-In-Chief's Trophy, appeared in a school-record seventh-consecutive bowl game and ran its winning streak against the other two Service Academies to an amazing 15-straight games. The Mids capped the season off with a 35-13 rout of Missouri in the Texas Bowl.

The Mids posted an 8-5 record in 2008 and participated in the EagleBank Bowl. The Mids won the Commander-In-Chief's Trophy thanks to a 33-27 victory over Air Force and a 34-0 win over Army.

The 2007 season was one to remember as well as the Midshipmen posted an 8-5 record, won a school-record fifth-consecutive Commander-In-Chief's Trophy, appeared in a school-record fifth-straight bowl game, and defeated Notre Dame for the first time since 1963.

In 2005, O'Rourke helped tutor a young secondary that continued to improve throughout the year as Navy finished 8-4, won a school-record second-straight bowl game and won the Commander-In-Chief's Trophy.

In 2004, O'Rourke's efforts helped Navy win a school-record tying 10 games (the most wins since 1905), win the Emerald Bowl and capture the Commander-In-Chief's Trophy.

In 2003, O'Rourke was part of a defensive staff that saw great improvement on the defensive side of the football as the Mids posted an 8-5 record, won the Commander-In-Chief's Trophy and played in the Houston Bowl.

O'Rourke came to Navy from Valdosta State where he was the secondary coach for one year. Prior to his coaching stint at Valdosta, he coached the safeties at Georgia Southern in 2000 and helped the Eagles to a I-AA National Championship.

A native of Snellville, Ga., O'Rourke was a three-year letter winner at West Georgia and helped lead the team to back-to-back league titles his junior and senior years.

He was also an academic all-conference performer throughout his collegiate career.

O'Rourke received his master's degree in education administration from Temple in 2002. He and his wife, Michelle, have two daughters, Kaeli and Lainey, and son, Sean.

O'ROURKE'S RESUMÉ

Years at Navy 16th Season

COACHING BACKGROUND

2000..... Assistant Coach / Georgia Southern
2001..... Assistant Coach / Valdosta State
2002-15..... Assistant Coach / Navy
2016-Present..... Special Teams Coordinator, Assistant Coach / Navy

PERSONAL

Date of Birth..... January 4, 1976
Education..... West Georgia, B.S., 1999
..... Temple, M.Ed., 2002
Wife Michelle
Children..... Kaeli, Sean and Lainey



SYKES' RESUMÉ

Years at Navy Fourth Season

COACHING BACKGROUND

2006..... Assistant Coach / The Gilman School (Md.)
2006..... Defensive Coordinator / Bay Atlantic Sharks
2007..... Co-Defensive Coordinator / Mallard Creek HS (N.C.)
2008-09..... Graduate Assistant / Wake Forest
2010-11..... Assistant Coach / Navy
2012-15..... Assistant Coach / Charlotte
2016-Present..... Assistant Coach / Navy

PERSONAL

Date of Birth..... Oct. 25, 1983
Education..... Wake Forest, B.A., 2006
Wife Christy
Children..... Bodhi and Noah

2017 NAVY FOOTBALL

COACHING STAFF

MICK YOKITIS

ASSISTANT COACH / WIDE RECEIVERS

Mick Yokitis is in his seventh year at the Naval Academy as the wide receivers coach. Navy has compiled a record of 50-28 (.641) in Yokitis' tenure, beat Army five times, went to five bowl games, won three bowl games and won the Commander-In-Chief's Trophy three times.

Navy finished the 2016 campaign with a 9-5 mark and a 7-1 record in the American Athletic Conference despite a season that saw the Mids have 102 missed games by starters or key contributors. The Mids played Temple in the AAC Championship Game and played in a bowl game (Armed Forces) for the 13th time in the last 14 years. The nine wins tied for the fifth most in school history and the team set school records for points (531), touchdowns (73), touchdowns per game (5.2), rushing touchdowns (61), total offense (6,136 yards) and yards per play (6.8) despite playing four different quarterbacks.

Senior wide receiver Jamir Tillman was named First-Team All-East and finished his career second all-time at Navy in career receiving yards (1,620) and seventh in catches (91)

Navy finished the 2015 campaign with a school-record 11 wins against just two losses, qualified for a bowl game for the 12th time in the last 13 years, won a bowl game for the 10th time in school history (beat Pittsburgh, 44-28, in the Military Bowl), won a bowl game for a third straight year for the first time in school history, defeated Army for a series-record 14th consecutive year, won the Commander-In-Chief's Trophy for the third time in the last four years, won the Lambert Trophy as the best team in the East for the first time since 1963, finished 18th in the country in both the Associated Press and Coaches polls and shared the West Division title of the American Athletic Conference with Houston in Navy's first year of being in a conference after being an Independent for 134 years.

Last fall, the Mids finished No. 2 in the country in rushing offense (326.7), No. 3 in passing yards per completion (20.0), 22nd in scoring offense (36.8), No. 1 in red zone offense (.948), No. 4 in third down conversions (.503), No. 1 in fourth down conversions (.923), No. 1 in fewest turnovers lost (8), No. 3 in turnover margin (+1.46), No. 1 in fewest penalties per game (3.1) and No. 1 in fewest penalty yards per game (26.1).

Wide receiver Jamir Tillman became the first player in school history to catch a touchdown pass in four straight games, while his 20.59 yards per catch was the nation's ninth-best average.

Navy finished the 2014 campaign with an 8-5 record, won a bowl game (beat San Diego State, 17-16, in the Poinsettia Bowl) and defeated Army for a series-record 13th consecutive year.

Navy finished the 2013 season with a 9-4 record, won the Commander-In-Chief's Trophy, won a bowl game (beat Middle Tennessee, 24-6, in the Bell Helicopter Armed Forces Bowl) and defeated Army for a series-record 12th-consecutive year.

Yokitis helped lead Navy to an 8-5 record in 2012 and a berth in the Kraft Fight Hunger Bowl. Navy defeated Air Force, 28-21, in overtime and Army, 17-13, to win the Commander-In-Chief's Trophy.

Yokitis was the head football coach and offensive coordinator at the Naval Academy Prep School from 2008-10 where he led NAPS to 16 wins and directed an offense that averaged 28 points and 428 yards per game.

Yokitis is a 2006 graduate of the Naval Academy where he earned three varsity letters at wide receiver and saw the Midshipmen post a 26-11 record, qualify for three bowl games, win two bowl games and win three Commander-In-Chief's Trophies. Yokitis played in 37-consecutive games for the Midshipmen, including earning a start in all 12 contests as a senior.

After graduation, Yokitis served in the United States Marine Corps before being medically discharged. Mick and his wife, Lindsey, have two sons, Bryce and Nolan, and a daughter, Makenna.



YOKITIS' RESUMÉ

Years at Navy Seventh Season

COACHING BACKGROUND

2008-10 Head Coach / Naval Academy Prep School
2010-Present Assistant Coach / Navy

PERSONAL

Education Naval Academy, B.S., 2006
Wife Lindsey
Children Bryce, Makenna and Nolan



2017 NAVY FOOTBALL

FOOTBALL STAFF

JIM BERRY

ASSISTANT A.D. FOR SPORTS MEDICINE

Jim Berry, MA, ATC, is in his 13th year at the Naval Academy and his third year as the Assistant Athletic Director for Sports Medicine in charge of football. Berry joined the staff in the fall of 2004. He is also responsible for supervising the postgraduate intern athletic trainers.

Prior to Navy, Berry earned his Master of Arts in Sport and Recreation Management from Kent State University (2004). His sport responsibilities included baseball, football, and wrestling. While in Kent, he acted as a mentor to the students in the CAATE accredited Athletic Training Education Program, as well as a coordinator of medical coverage for the Kent State sports camps.

From June 2001 to May 2002, Berry was an intern with the Cleveland Browns of the National Football League. He implemented rehabilitation programs, travelled with the team, and supervised the summer student interns in protocol and policy.

An Ohio native, Berry chose the Ohio State University for his undergraduate education. He received his Bachelor of Arts in History in 2001, and was the recipient of the 2000 LeaderShape Institute Scholarship and the Ernest R. "Ernie" Biggs Athletic Training Scholarship.

Berry and his wife, Casey, reside in Annapolis.



PRESTON PEHRSON

DIRECTOR OF PLAYER PERSONNEL

Preston Pehrson is in his third year at the Naval Academy and his first as the Director of Player Personnel. Pehrson came to Navy from Georgia Tech where he was a quality control coach for one season and a graduate assistant coach for three years for former Navy head coach Paul Johnson.

Pehrson is responsible for developing, implementing and managing the strategic planning process for recruiting prospective student-athletes. He will oversee the geographical canvassing assignments of all assistant coaches, the planning and execution of official and unofficial visits, development of the marketing message and management of the recruiting database.

In Pehrson's four years at Georgia Tech, the Yellow Jackets went 33-21, played in four bowl games and won two bowl games. In his final year in Atlanta, Georgia Tech went 11-3, beat rival Georgia and defeated Mississippi State, 49-34, in the Orange Bowl.

Before coming to Atlanta in 2011, Pehrson worked one spring as a graduate assistant at Lamar University. In the fall of 2010, he served as outside linebackers coach and assistant tight ends coach at Houston Christian High School in Texas.

Growing up in Annapolis, Md., Pehrson was an all-state performer in both football and baseball at Broadneck High School. After high school, Pehrson attended Jacksonville University for two years and played two seasons with the Dolphins baseball team. He then transferred to the University of Texas for one year before finishing his college career at Towson University.

In 2007, Pehrson was taken in the 47th round of the Major League Baseball Draft by the Baltimore Orioles and played two years in the minor leagues. Pehrson earned his degree in sports management with a minor in business from Towson University in 2009.

Pehrson and his wife, Kim, reside in Annapolis with their daughter, Austin.



BRIAN BLICK

DIRECTOR OF FOOTBALL OPERATIONS

Brian Blick is in his first year at the Naval Academy as the Director of Football Operations. A 2012 graduate of the Naval Academy, Blick majored in History and played defensive back for the Midshipmen.

Upon graduation, Blick commissioned as an officer in the United States Marine Corps where he served until 2017.

After serving as a TAD for the football team, Blick continued his journey through The Basic School in Quantico, VA and then on to the Field Artillery Basic Officer Leader Course in Fort Sill, OK. Blick served as a Field Artillery officer with 2D Battalion, 10th Marines located in Camp Lejeune, NC where he held positions as Fire Direction Officer, Platoon Commander, Battery Executive Officer, Battalion Assistant Logistics Officer, and Battalion Supply Officer in Charge.

Blick and his wife, Kristin, hail from Greenville, N.C., and currently reside in Annapolis with their son, Maddox, and daughter, Rosie.



JOHN MCGUIRE

DIRECTOR OF VIDEO OPERATIONS

John McGuire enters his 22nd year as Navy's Director of Video Operations. Since coming to the Naval Academy in 1996, he has overseen the growth of the Ricketts Hall video department to its present standing as one of the best in collegiate athletics.

In 2004, McGuire helped with the renovation of the football offices and meeting rooms to insure their compatibility with the latest state-of-the-art digital and computer technology. Coaches and players can gain instant access to the information most important in preparing for the opponent each week. The capabilities of the system networked throughout the building allow meeting and film study time to be used in an extremely efficient manner with minimal waste during an always busy day. The addition and continual upgrade of this system assures

Navy football of being technologically compatible well into the new century.

In the spring of 2009 a new editing system, DVSport, was installed in both the football and men's lacrosse offices. This system's capabilities allow even more latitude for the coaches and players to make the most efficient use of their time. Laptop technology allows video to be viewed and studied at the office, on the road or at home.

While keeping in step with the latest advances, the video department is also working to preserve Navy's rich athletic past. Football films from as far back as the 1926 Army-Navy game in Chicago have recently been transferred to a video format.

A native of Philadelphia, McGuire is a 1978 graduate of Villanova, where he earned a bachelor's degree in marketing. He came to the Naval Academy from Rutgers, where he served as Director of Video Operations for four years. While at Rutgers, McGuire was instrumental in the development of the state-of-the-art integrated video system installed in Rutgers' new stadium, constructed in 1994.

Prior to Rutgers, McGuire worked for Tucker Sport Films of Philadelphia for 15 years. During this period, he became the Film Coordinator for the Philadelphia/Baltimore Stars of the United States Football League.



MIKE BRASS

ASSOCIATE A.D. FOR SPORT PERFORMANCE

Mike Brass is in his 17th year as Associate Athletic Director for Sports Performance after serving as the head Strength and Conditioning Coach/Assistant Athletic Director for Athletic Performance for five years at Georgia Southern.

The Mids have shown remarkable progress in both strength and speed in his 16 years at the helm.

He has been an integral part of a staff that has brought the Midshipmen back into the national spotlight with a 112-56 (.667) record over the last 13 years, that includes 12 bowl games and 10 Commander-In-Chief's Trophies.

At Georgia Southern, Brass was named the 1998 and 1999 National Strength and Conditioning Association's (NSCA) Professional of the Year for the Southern Conference.

Prior to his appointment at Georgia Southern, Brass served as head strength and conditioning coach at Tulane from 1992-96. He also spent two seasons heading the strength and conditioning efforts at Dartmouth (1990-92) after earning his first position at Wisconsin-Whitewater as strength coach in 1985.

Brass earned his bachelor's degree in education from Doane (Neb.) College in 1985 before acquiring a master's in fitness management from the United States Sports Academy a year later.

Brass holds membership in the National Strength and Conditioning Association and is nationally certified as a Strength and Conditioning Specialist.

Brass and wife, Cindi, are the parents of three children, Samantha, Danielle and Broderick.



2017 NAVY FOOTBALL

FOOTBALL STAFF

GREG MORGENTHALER ASSOCIATE A.D. FOR EQUIPMENT OPERATIONS

Greg Morgenthaler is in his 15th season at the Naval Academy and his second as the Associate Athletic Director for Equipment Operations.

Morgenthaler has been instrumental in the Naval Academy Athletic Association's transition to Under Armour over the last four years.

Morgenthaler came to the Naval Academy from Sacred Heart, where he served as Equipment Coordinator for three years. A 1998 graduate of Kansas with a Bachelor of Science in education, Morgenthaler was a student manager with the Jayhawk football team that won the 1995 Aloha Bowl.

Morgenthaler began his career as an equipment manager intern at Virginia. He then served as a graduate assistant equipment manager at Oklahoma, while working on his Master's degree in athletic administration. Upon leaving Oklahoma, Morgenthaler had a brief stint as head equipment manager in the defunct Spring Professional Football League for the San Antonio Matadors.

Morgenthaler is a certified member of the Athletic Equipment Managers Association (AEMA) and was named the AEMA Equipment Manager of the Year for 2012-13. He was elected the District Director for District 2 in 2009 and was the District 2 Equipment Manager of the Year in 2010. He is also a member of the American Football Coaches Association (AFCA).

Morgenthaler and his wife, Kris, who is the Associate Athletic Director for Marketing and Promotions at the Naval Academy, reside in Arnold and they have three daughters, Kelsey, Karlee and Kamryn.



CAPT. RYAN TULLY, USMC DIRECTOR OF PLAYER DEVELOPMENT

Capt. Ryan Tully, USMC, is in his third season at the Naval Academy and his first as the Director of Player Development after spending his first two years as the Military Liaison for the football program. Tully is a 2007 graduate of Harvard where he received his Bachelor of Arts degree in Economics and was a four-year member of the football team. Tully started for three years at outside linebacker for the Crimson and was team captain his senior year.

After graduating from Harvard, Tully played on the inaugural U.S. National Football Team, which competed in the 2007 World Cup of American Football held in Tokyo, Japan. He continued to play and coach American Football overseas for two seasons with the Parma Panthers in the Italian Football League.

Tully attended Officer Candidate School in the Fall of 2010 and was commissioned as a Second Lieutenant in the United States Marine Corps. He immediately reported to The Basic School where he graduated in the top five percent of his class and received meritorious career designation as well as the MOS of 0302.

After completing Infantry Officer's Course, Tully was assigned to 1st Battalion, 5th Marines in October of 2011. During this time Tully held the positions of Rifle Platoon Commander, Company Executive Officer, and Combined Anti-Armor Team Platoon Commander. From December 2012 to May 2013 he deployed to Okinawa in support of the 31st Marine Expeditionary Unit and conducted several theater security cooperation operations with members of the Japanese Ground Self-Defense Forces, the Royal Thai Marines, and the Philippine Marine Corps.

In April of 2014 he deployed to Darwin, Australia as part of the Marine Rotational Force - Darwin and in addition to designing and executing multiple independent training events, he participated in two bi-lateral training exercises with our Australian Defense Force partners.

Tully has completed the Summer Mountain Leader's Course at the Mountain Warfare Training Center in Bridgeport, Calif., and was also selected for Marine Special Operations training during the Marine Special Operations Command Assessment and Selection Course.

Ryan and his wife, Lynette, reside in Edgewater.



2017 NAVY FOOTBALL

SUPPORT STAFF



Col. Jon Aytes, USMC
Officer Representative



Jennifer Brandt
Administrative Coordinator
for Football Operations



Cliff Dooman
Director of Olympic Sport Performance



Robb Dunn
Senior Associate A.D. for Administration,
Club Sports & Development
- Sport Administrator -



Bryan Fitzpatrick
Assoc. Strength and Conditioning,
Football



Cmdr. Kevin Haney, USN (Ret.)
Faculty Representative



Steve Hinrichs
Associate Director
of Equipment Operations



Capt. Donald Hughes, USN
Officer Representative



Associate Professor
Chris Kinter
Faculty Representative



Cmdr. Lance LeClere, M.D.
Orthopedic Surgeon



Alex Lee
Asst. Strength and Conditioning



Matt Ludwig
Assistant Athletic Trainer



Jim McCarthy
Director of Video Technology



Bryan Miller
Assistant Strength Coach, Football



Kris Morgenthaler
Associate AD,
Marketing and Promotions



Omar Nelson
Recruiting Coordinator



GySgt. Tim Owens
Assistant Director
of Player Development



Capt. Scott Pyne, M.D.
Team Physician



Erin Variano
Assistant Athletic Trainer



John Wilckens
Consulting
Orthopedic Surgeon

2017 NAVY FOOTBALL



MIDSHIPMEN PROFILES

Player Profiles.....	70-93
Zach Abey – John Brown III.....	70-71
Josh Brown – Jahmaal Daniel.....	72-73
Myles Davenport – Bryan Hammond.....	74-75
Erik Harris – Winn Howard.....	76-77
Taylor Jackson – Robert Lindsey.....	78-79
Walter Little – Bennett Moehring.....	80-81
Laurent Njiki – D.J. Palmore.....	82-83
Malcolm Perry – Michael Raiford.....	84-85
Jarid Ryan – Hudson Sullivan.....	86-87
Micah Thomas – Parker Wade.....	88-89
Joshua Walker – Khaylan Williams.....	90-91
Sean Williams – Kendel Wright.....	92-93

2017 NAVY FOOTBALL

PLAYER PROFILES

#9 ZACH ABEY

QUARTERBACK | JR. | 6-2 | 212 | PASADENA, MD.

• **At Navy:** Enters the fall as the starter at quarterback after starting the final two games of the 2016 season ... was pressed into action last year after Tago Smith and Will Worth went down with season ending injuries ... the first quarterback in the history of the Army-Navy Game to make his first career start in that game ... has excellent speed and showed toughness in his two starts ... needs to continue to work on his passing, but has a strong arm ... has earned one varsity letter.



• **2016:** Played in five games, starting the final two contests of the season ... completed 20 of his 35 passes for 352 yards, one touchdown and four interceptions ... carried the ball 70 times for 384 yards and six TDs ... named Navy's Most Valuable Player in the Armed Forces Bowl after rushing for a career-high 114 yards on 25 carries and two TDs, while completing seven of his 12 passes for a career-best 159 yards and a TD against LA Tech ... rushed for scoring TDs of three and two yards, while his 64-yard TD pass to Darryl Bonner was his first career passing TD ... it was also the longest completion by the Mids over the course of the season and set Armed Forces Bowl records for the longest pass and longest TD pass ... made his first collegiate start in the annual Army-Navy Game where he carried the ball 19 times for a team-high 73 yards and two touchdowns, while completing six of his 10 passes for 89 yards ... one of his two touchdowns went for 41 yards ... entered the AAC Championship Game against Temple four minutes into the second quarter for an injured Will Worth ... carried the ball 14 times for 70 yards and a one-yard TD ... completed seven of his 13 passes for 104 yards, but also threw a pair of interceptions ... on his first career pass attempt, completed a 22-yard pass to Calvin Cass Jr. ... made Navy history when he (111) and Will Worth (107) became the first quarterback tandem to rush for 100 yards in a single game en route to leading the Mids to a 75-31 win over SMU ... carried the ball seven times for 111 yards and featured his first collegiate rushing touchdown, a 46-yarder, and also was highlighted by a career-long run of 55 yards ... part of an offensive effort that eclipsed 600 total yards of offense for the second time this season and recorded a season-best 496 yards on the ground at SMU ... it was the 10th-best rushing game in school history and the best since running for 512 against East Carolina on Oct. 27, 2012 ... Navy generated 75 points, the program's second most in the modern era behind the 76 points scored against East Carolina on Nov. 6, 2010 ... the 75 points are the most scored ever in an AAC conference game ... the 11 TDs by the Mids marked a modern-era record, besting the previous mark of 10 set against Princeton in 1953, North Texas in 2007 and East Carolina in 2010 ... Navy's 44-point victory marked the Mids' largest margin of victory since defeating Rice by 49 (63-14) on Oct. 10, 2009 ... made his collegiate debut in the Mids' win at East Carolina where he played the final 10 minutes of the contest ... rushed for 16 yards on five carries and led the Mids' final scoring drive of the game that was capped off by a 2-yard Jahmaal Daniel TD.

• **2015:** Did not see any varsity action.

• **High School / Personal:** A 2014 graduate of Archbishop Spalding High School, Abey attended the Naval Academy Prep School during the 2014-15 academic year ... a three-sport athlete who earned letters in football (4), rugby (3) and wrestling (3) ... a two-time all-conference football player who earned First-Team All-State (Md.) and First-Team All-Metro honors as a senior ... named the Baltimore Sun Player of the Year and the Capital Gazette Player of the Year his senior year ... served as the football team captain as a junior and senior ... a two-time All-MIAA wrestler, he won the 2013 MIAA title in 2013 and was the runner-up at the state championship that same year ... led the rugby team to conference titles his sophomore and senior years, while the wrestling program claimed the MIAA Championship his junior year ... originally headed to Buffalo, but changed to Navy ... son of Donald Jr. and Jeanne Abey ... majoring in political science.

ABEY'S CAREER STATS

Passing	Cmp	Att	Pct	Yds	Int	TD
2015	-- DID NOT SEE ANY ACTION --					
2016	20	35	57.1	352	4	1
TOTALS	20	35	57.1	352	4	1

Rushing	Att	Yds	Avg	TD	Long	100-Yd
2015	-- DID NOT SEE ANY ACTION --					
2016	70	384	5.5	6	55	2
TOTALS	70	384	5.5	6	55	2

	SEASON HIGHS	CAREER HIGHS
Carries	25 vs. LA Tech (12-23-16)	25 vs. LA Tech (12-23-16)
Rush Yds	114 vs. LA Tech (12-23-16)	114 vs. LA Tech (12-23-16)
Rush TDs	2 (2x: last vs. LA Tech, 12-23-16)	2 (2x: last vs. LA Tech, 12-23-16)
Pass Comp	7 (2x: last vs. LA Tech, 12-23-16)	7 (2x: last vs. LA Tech, 12-23-16)
Pass Att	13 vs. Temple (12-3-16)	13 vs. Temple (12-3-16)
Pass Yds	159 vs. LA Tech (12-23-16)	159 vs. LA Tech (12-23-16)
Pass TDs	1 vs. LA Tech (12-23-16)	1 vs. LA Tech (12-23-16)

GAME-BY-GAME

Game (Date)	Cmp	Att	Int	Yds	TD	Att	Yds	TD	Avg
at E. Carolina (11-19-16)	0	0	0	0	0	5	16	0	3.2
at SMU (11-26-16)	0	0	0	0	0	7	111	1	15.9
Temple (12-3-16)	7	13	2	104	0	14	70	1	5.0
vs. Army (12-10-16)	6	10	2	89	0	19	73	2	3.8
vs. LA Tech (12-23-16)	7	12	0	159	1	25	114	2	4.6

#69 ADAM AMOSA-TAGOVAILOA

OFFENSIVE TACKLE | JR. | 6-2 | 272 | EWA BEACH, HAWAII

• **At Navy:** Enters the fall third on the depth chart at right tackle ... has good size and good mobility ... will battle Ford Higgins for second on the depth chart behind Andrew Wood ... has earned one varsity letter.



• **2016:** Saw action in four contests, including three of the last five games ... part of an offensive effort that eclipsed 600 total yards of offense and recorded a season-best 496 yards on the ground at SMU ... it was the 10th-best rushing game in school history and the best since running for 512 against East Carolina on Oct. 27, 2012 ... Navy generated 75 points, the program's second most in the modern era behind the 76 points scored against East Carolina on Nov. 6, 2010.

• **2015:** Did not see any varsity action.

• **High School / Personal:** A 2014 graduate of James Campbell High School, Amosa attended the Naval Academy Prep School during the 2014-15 academic year ... a two-sport athlete who earned letters in football (3) and volleyball (2) ... earned First-Team All-State (Hawaii) and First-Team All-OIA honors as a senior and Second-Team All-OIA recognition as a junior ... son of Tulileie and Saipeti Amosa ... brother, Myron, is a freshman defensive lineman at Notre Dame ... his first cousin, Tua Tagovailoa, is a freshman quarterback at Alabama ... majoring in economics.

#77 BRYAN BARRETT

CENTER | JR. | 6-3 | 330 | DENTON, TEXAS

• **At Navy:** Enters the fall third on the depth chart at center ... one of the biggest players on the team ... missed all of last year with an injury ... bounced back and had a solid spring camp and could push for playing time in the fall.



• **2016:** Did not see any varsity action.

• **2015:** Did not see any varsity action.

• **High School / Personal:** A 2014 graduate of John H. Guyer High School, Barrett attended the Naval Academy Prep School during the 2014-15 academic year ... a three-year football letterwinner, he was a member of back-to-back Texas 4A Div. I State Championship teams (2012, 2013) ... a two-time all-district and all-area offensive lineman ... son of Bryan Barrett Sr. and Minecha Andry ... majoring in general science.

#8 RANDY BEGGS

SAFETY | SR. | 6-0 | 180 | TEMECULA, CALIF.

• **At Navy:** Enters the battling Juan Hailey for second on the depth chart behind Sean Williams at free safety ... had a solid spring camp ... plays hard and is technically sound ... has earned one varsity letter.



• **2016:** Did not see any varsity action.

• **2015:** Saw action in all 13 games on special teams ... finished the year with four tackles ... had a pair of tackles against Tulsa ... had the first two tackles of the year against Air Force.

• **2014:** Saw action in the final two games of the year starting on the kickoff team against Army and San Diego State.

• **High School / Personal:** A 2014 graduate of Vista Murrieta High School, Beggs was a two sport standout who earned letters in baseball (1) and football (3) ... garnered All-State (Calif.), All-Inland Division, All-Golden State, all-league and All-CIF honors his senior year ... posted 125 tackles at safety his senior year, the third most in the state and the 23rd most in the country ... also totaled 4 interceptions, 3 forced fumbles, 3 fumble recoveries, 2 blocked punts, 2 blocked field goals and 2 safeties ... member of the Vista Murrieta football teams that played in four consecutive CIF Championship games, including the 2011 team that produced a 14-0 record and was crowned CIF champs ... over his four-year playing career, the football team produced a 58-5 record ... four-time undefeated league champs ... owned a .490 average as the lead-off hitter for the baseball team as a sophomore ... quit playing baseball after his sophomore season to focus on football ... was a

2017 NAVY FOOTBALL

PLAYER PROFILES

four-time scholar-athlete award winner ... in addition to Navy, received offers from Army, Air Force, Cal Poly, Princeton, Yale, Penn, New Mexico State and Montana State ... son of Randy Sr. and Lisa Beggs ... majoring in economics.

BEGGS' CAREER STATISTICS

Defense	Tckls	TFL-Yds	Sack-Yds	Int	PBU	FR	FF
2014	0	0-0	0-0	0	0	0	0
2015	4	0-0	0-0	0	0	0	0
TOTALS	4	0-0	0-0	0	0	0	0

#29 DARRYL BONNER

CO-CAPTAIN | SLOT BACK | SR. | 5-7 | 178 | FAYETTEVILLE, N.C.

- **At Navy:** Elected team co-captain by his teammates, one of the highest honors a Navy football player can receive ... enters the fall as a starter at slot back ... was the surprise player of the 2016 season ... came off the bench in the Houston game after several slot backs went down with injuries and was arguably Navy's biggest playmaker the rest of the season ... has good speed ... excellent receiver out of the backfield ... solid blocker ... has earned one varsity letter.



- **2016:** Played in 12 games where he rushed for 227 yards on 29 carries for a pair of touchdowns and was Navy's second-leading receiver with 278 yards on 10 catches for three TDs ... carried the ball four times for 22 yards and caught two passes for 79 yards, including a career-long 64-yarder that went for a touchdown against LA Tech in the Armed Forces Bowl ... it was the longest reception of the year by the Mids and set Armed Forces Bowl records for the longest pass and longest TD pass ... returned just his second career kickoff 25 yards in that game ... sat out the Army game after taking a vicious hit in the first quarter on what was his lone carry against Temple in the AAC Championship Game ... his lone carry at SMU went for 44 yards, while also catching a 27-yard pass ... returned the first kickoff of his career 46 yards against SMU ... rushed for 32 yards on three carries at East Carolina ... carried the ball three times for seven yards, including a four-yard TD run to get the Mids on the scoreboard first against Tulsa ... made a spectacular catch on third an 16, catching a 28-yard pass to give the Mids a fresh set of downs to start the fourth quarter against the Pirates ... carried the ball four times for 21 yards, including a 16-yard TD against Notre Dame ... it marked his first career rushing touchdown ... caught a career-best three passes for 50 yards at USF, including a nine-yard TD as time expired ... carried the ball four times for 22 yards and caught a career-long 52-yard pass in the win over Memphis ... caught the first two passes of his career in the win over Houston, including a 17-yard TD pass, and carried the ball five times for 20 yards ... the 17-yard TD reception marked the first TD, rushing or receiving, of his career ... gained seven yards on his lone carry against UConn ... carried the ball three times for a career-best 57 yards in the season-opening win against Fordham.

- **2015:** Played in two games, seeing his first collegiate action against Colgate and then getting his first career carry against SMU (ran for two yards).

- **2014:** Did not see any varsity action.

- **High School / Personal:** A 2013 graduate of Terry Sanford High School, Bonner attended the Naval Academy Prep School during the 2013-14 academic year ... a three-sport athlete who earned letters in basketball (2), football (3) and track & field (2) ... after earning second-team all-conference honors as a quarterback his junior year, was named first team as a senior while also garnering second-team all-region kudos ... named the league's athlete of the year his senior year ... served as team captain of the football team his final two seasons, while also being elected captain of the basketball team his senior year ... also considered NC State and Wofford ... high school teammate of senior outside linebacker Myles Davenport and senior slot back Jahmaal Daniel ... plays the drums at his family's church ... son of Darryl Sr. and Tonia Bonner ... majoring in political science.

BONNER'S CAREER STATS

Rushing	Att	Yds	Avg	TD	Long	100-Yd
2014	-- DID NOT SEE ANY ACTION --					
2015	1	2	2.0	0	2	0
2016	29	227	7.8	2	50	0
TOTALS	30	229	7.6	2	50	0

Receiving	Rec	Yds	Avg	TD	Long	100-Yd
2014	-- DID NOT SEE ANY ACTION --					
2015	0	0	0.0	0	0	0
2016	10	278	27.8	3	64	0
TOTALS	10	278	27.8	3	64	0

KO Return	Att	Yds	Avg	TD	Long
2014	-- DID NOT SEE ANY ACTION --				
2015	0	0	0.0	0	0
2016	2	71	35.5	0	46
TOTALS	2	71	35.5	0	46

	SEASON HIGHS	CAREER HIGHS
Carries	5 vs. Houston (10-8-16)	5 vs. Houston (10-8-16)
Rush Yds	57 vs. Fordham (9-3-16)	57 vs. Fordham (9-3-16)
Rush TDs	1 (2x: last vs. Tulsa, 11-12-16)	1 (2x: last vs. Tulsa, 11-12-16)
Rec	3 at USF (10-28-16)	3 at USF (10-28-16)
Rec Yds	79 vs. LA Tech (12-23-16)	79 vs. LA Tech (12-23-16)
Rec TDs	1 (3x: last vs. LA Tech, 12-23-16)	1 (3x: last vs. LA Tech, 12-23-16)
KO Returns	1 (2x: last vs. LA Tech, 12-23-16)	1 (2x: last vs. LA Tech, 12-23-16)
KO Ret Yds	46 at SMU (11-26-16)	46 at SMU (11-26-16)
KO Ret TDs	---	---
Long	46 at SMU (11-26-16)	46 at SMU (11-26-16)

GAME-BY-GAME

Game (Date)	Rushing				Receiving			
	Att	Yds	TD	Avg	Rec	Yds	TD	Avg
SMU (11-14-15)	1	2	0	2.0	0	0	0	0.0
Fordham (9-3-16)	3	57	0	19.0	0	0	0	0.0
UConn (9-10-16)	1	7	0	7.0	0	0	0	0.0
Houston (10-8-16)	5	20	0	4.0	2	42	1	21.0
Memphis (10-22-16)	4	22	0	5.5	1	52	0	52.0
at USF (10-28-16)	0	0	0	0.0	3	50	1	16.7
vs. Notre Dame (11-5-16)	4	27	1	5.2	0	0	0	0.0
Tulsa (11-12-16)	3	7	1	2.3	1	28	0	28.0
at E. Carolina (11-19-16)	3	32	0	10.7	0	0	0	0.0
at SMU (11-26-16)	1	44	0	44.0	1	27	0	27.0
Temple (12-3-16)	1	(5)	0	(5.0)	0	0	0	0.0
LA Tech (12-23-16)	4	22	0	5.5	2	79	1	39.5

#20 JOHN BROWN III

SLOT BACK | SR. | 5-9 | 203 | DURHAM, N.C.

- **At Navy:** Enters the fall third on the depth chart at slot back ... will be a real battle in fall camp between John and Josh Brown for second on the depth chart behind Darryl Bonner ... showed well last fall in his first opportunity to play ... has good speed and is a solid blocker ... a good receiver out of the backfield ... has earned one varsity letter.



- **2016:** Saw action in 11 contests, including each of the last 10 as a member of special teams ... caught his first collegiate pass for a gain of 16 yards against LA Tech in the Armed Forces Bowl ... also returned a pair of kickoffs for 33 yards, including a long of 17 ... fumbled what would be just his second career kickoff return (32 yards) in the Mids' win over SMU ... returned his first kickoff 19 yards in Navy's win at East Carolina ... made his collegiate debut in the fourth quarter of the Mids' opener against Fordham.

- **2015:** Did not see any varsity action.

- **2014:** Did not see any varsity action.

- **High School / Personal:** A 2013 graduate of Charles E. Jordan High School, Brown III attended the Naval Academy Prep School during the 2013-14 academic year ... a two-sport athlete who earned letters in basketball (3) and football (3) ... named team MVP in football his senior year and was the basketball team's defensive MVP as a senior ... served as team captain of both the football and basketball teams his senior year ... son of John Jr. and Marcia Brown ... majoring in economics.

BROWN'S CAREER STATS

Receiving	Rec	Yds	Avg	TD	Long	100-Yd
2014	-- DID NOT SEE ANY ACTION --					
2015	-- DID NOT SEE ANY ACTION --					
2016	1	16	16.0	0	16	0
TOTALS	1	16	16.0	0	16	0

KO Return	Att	Yds	Avg	TD	Long
2014	-- DID NOT SEE ANY ACTION --				
2015	-- DID NOT SEE ANY ACTION --				
2016	4	84	21.0	0	32
TOTALS	4	84	21.0	0	32

2017 NAVY FOOTBALL

PLAYER PROFILES

#28 JOSH BROWN

SLOT BACK | SR. | 5-9 | 189 | LILBURN, GA.

• **At Navy:** Enters the fall second on the depth chart at slot back ... coming off a solid junior campaign that was cut short by injury ... one of Navy's bigger slot backs ... has good speed ... also an excellent blocker ... has earned one varsity letter.

• **2016:** A member of special teams, he played in eight contests including making his collegiate debut in the opener against Fordham ... suffered a season-ending injury against Notre Dame ... caught his first collegiate pass, a seven-yarder, in the win over ND ... also made a special teams tackle against the Irish ... carried the ball twice for 16 yards against Memphis, including a career-long run of 15 yards ... turned in a solo tackle in Navy's victory over #6 Houston ... carried the ball twice for 17 yards against Fordham and made a tackle.

• **2015:** Did not see any varsity action.

• **2014:** Did not see any varsity action.

• **High School / Personal:** A 2014 graduate of Brookwood High School, Brown was a two sport standout who earned letters in football (3) and track & field (1) ... earned second-team all-county (defense) in football his sophomore year and was an all-county (player) selection as a sophomore ... named football team captain his senior season ... holds the school record for the 60-meter dash and 4x100-meter relay (42.0) ... also considered Army, Air Force, Georgia Tech, Harvard and Furman ... brother, Jonathan, was an All-SEC rugby player at Georgia ... son of Oliviere and Deborah Brown ... excellent student with a 3.30 grade point average ... majoring in operations research.



BROWN'S CAREER STATS

Rushing	Att	Yds	Avg	TD	Long	100-Yd
2014	-- DID NOT SEE ANY ACTION --					
2015	-- DID NOT SEE ANY ACTION --					
2016	4	33	8.3	0	15	0
TOTALS	4	33	8.3	0	15	0

Receiving	Rec	Yds	Avg	TD	Long	100-Yd
2014	-- DID NOT SEE ANY ACTION --					
2015	-- DID NOT SEE ANY ACTION --					
2016	1	7	7.0	0	0	0
TOTALS	1	7	7.0	0	0	0

GAME-BY-GAME	Rushing				Receiving			
Game (Date)	Att	Yds	TD	Avg	Rec	Yds	TD	Avg
Fordham (9-3-16)	2	17	0	8.5	0	0	0	0.0
UConn (9-10-16)	0	0	0	0.0	0	0	0	0.0
at Tulane (9-17-16)	0	0	0	0.0	0	0	0	0.0
at Air Force (10-1-16)	0	0	0	0.0	0	0	0	0.0
Houston (10-8-16)	0	0	0	0.0	0	0	0	0.0
Memphis (10-22-16)	2	16	0	8.0	0	0	0	0.0
at USF (10-28-16)	0	0	0	0.0	0	0	0	0.0
vs. Notre Dame (11-5-16)	0	0	0	0.0	1	7	0	0.0

#88 TYLER CARMONA

WIDE RECEIVER | SR. | 6-4 | 227 | DAVIE, FLA.

• **At Navy:** Enters the spring as a starter at wide receiver ... terrific blocker and an improved pass catcher ... Navy's most physical wide receiver ... has earned two varsity letters.

• **2016:** A starter at wide receiver in 11 games, including seven in a row before suffering a season-ending foot injury in the AAC Championship Game against Temple ... caught six passes for 128 yards and a pair of touchdowns on the year ... his lone catch at SMU was a highlight reel grab for 35 yards ... made a spectacular catch at East Carolina for a career-long 47-yard gain ... caught a pair of passes against Tulsa, including an 11-yard TD reception ... caught an 18-yard TD pass on 4th-and-4 at the end of the third quarter against Memphis ... it was his first TD reception of the season and the second of his career ... sat out the Houston game with an injury ... caught a 6-yard pass at Air Force, his first reception of the season.

• **2015:** Played in all 13 contests, earning one start ... caught three passes on the year for 64 yards (21.3) and one TD ... caught a pair of passes against Pitt in the Military Bowl, including an 11-yarder from Keenan Reynolds for his first collegiate touchdown ... made his first collegiate start at Houston ... caught his first collegiate pass, a 41-yarder, at Houston.

• **2014:** Appeared in two contests, making his collegiate debut in the VMI game.

• **High School / Personal:** A 2013 graduate of American Heritage Plantation High School, Carmona



attended the Naval Academy Prep School during the 2013-14 academic year ... a two-sport athlete who earned letters in football and lacrosse ... garnered all-county football honors as a junior and All-State (Fla.) recognition as a senior ... served as football team captain his junior and senior years ... also considered Penn State and Colgate ... father graduated from Nova Southeastern where he was a member of the basketball team ... son of Mick Carmona and Lori Hawkins ... majoring in economics.

CARMONA'S CAREER STATISTICS

Receiving	Rec	Yds	Avg	TD	Long	100-Yd
2014	0	0	0.0	0	0	0
2015	3	64	21.3	1	41	0
2016	6	128	21.3	2	47	0
TOTALS	9	192	21.3	3	47	0

	SEASON HIGHS	CAREER HIGHS
Rec	2 vs. Tulsa (11-12-16)	2 (2x: last vs. Tulsa, 11-12-16)
Rec Yds	47 at East Carolina (11-19-16)	47 at East Carolina (11-19-16)
Rec TDs	1 (2x: last vs. Tulsa, 11-12-16)	1 (3x: last vs. Memphis, 10-22-16)

GAME-BY-GAME	Rushing				Receiving			
Game (Date)	Att	Yds	TD	Avg	Rec	Yds	TD	Avg
Colgate (9-5-15)	0	0	0	0.0	0	0	0	0.0
E. Carolina (9-19-15)	0	0	0	0.0	0	0	0	0.0
at UConn (9-26-15)	0	0	0	0.0	0	0	0	0.0
Air Force (10-3-15)	0	0	0	0.0	0	0	0	0.0
at Notre Dame (10-10-15)	0	0	0	0.0	0	0	0	0.0
Tulane (10-24-15)	0	0	0	0.0	0	0	0	0.0
USF (10-31-15)	0	0	0	0.0	0	0	0	0.0
at Memphis (11-7-15)	0	0	0	0.0	0	0	0	0.0
SMU (11-14-15)	0	0	0	0.0	0	0	0	0.0
at Tulsa (11-21-15)	0	0	0	0.0	0	0	0	0.0
at Houston (11-27-15)	0	0	0	0.0	1	41	0	41.0
vs. Army (12-12-15)	0	0	0	0.0	0	0	0	0.0
Pitt (12-28-15)	0	0	0	0.0	2	23	1	11.5

Fordham (9-3-16)	0	0	0	0.0	0	0	0	0.0
UConn (9-10-16)	0	0	0	0.0	0	0	0	0.0
at Tulane (9-17-16)	0	0	0	0.0	0	0	0	0.0
at Air Force (10-1-16)	0	0	0	0.0	1	6	0	6.0
Memphis (10-22-16)	0	0	0	0.0	1	18	1	18.0
at USF (10-28-16)	0	0	0	0.0	0	0	0	0.0
vs. Notre Dame (11-5-16)	0	0	0	0.0	0	0	0	0.0
Tulsa (11-12-16)	0	0	0	0.0	2	22	1	11.0
at E. Carolina (11-19-16)	0	0	0	0.0	1	47	0	47.0
at SMU (11-26-16)	0	0	0	0.0	1	35	0	35.0
Temple (12-3-16)	0	0	0	0.0	0	0	0	0.0

#87 BRANDON COLON

WIDE RECEIVER | SR. | 6-4 | 223 | BROWNSVILLE, TEXAS

• **At Navy:** Enters the fall as a starter at wide receiver opposite Tyler Carmona ... talented player that has all the tools to have a great senior season ... coaches expect him to step up this year and be a deep threat for the Navy passing game ... has earned three varsity letters.

• **2016:** Played in every game, amassing 149 yards on six catches and a TD ... started the final two games of the season due to a season-ending injury to Tyler Carmona ... caught one pass for a gain of 10 yards against LA Tech in the Armed Forces Bowl ... made his first collegiate start in the Army game where he caught one pass for 29 yards ... his lone reception against Temple in the AAC Championship Game went for 17 yards ... caught a 34-yard TD pass from Will Worth in the victory over #6 Houston ... it was his first career receiving TD ... caught his first two passes of the season in the Mids' loss at Air Force, including a career-long 42-yard reception.

• **2015:** Appeared in all 13 contests ... scored a 23-yard touchdown on a reverse at Tulsa in what was his first collegiate carry ... it was also his first career touchdown ... chipped in a solo tackle on special teams in the win over SMU ... caught his first pass of the season and fourth of his career with a five-yard grab at Memphis.

• **2014:** Played in all 13 contests where he made three catches for 39 yards ... caught a nine-yard pass in his first appearance in an Army-Navy game ... caught his first pass since the opener against Ohio State, when he made a 13-yard grab against San Jose State ... made his collegiate debut in the Mids' opener against Ohio State where he caught the first Navy pass of the season ... made a 17-yard catch late in the opening quarter.

• **High School / Personal:** A 2014 graduate of Los Fresnos High School, Colon moved to Brownsville



2017 NAVY FOOTBALL

PLAYER PROFILES

from Sherman, Texas prior to the start of his junior year ... an honorable mention all-district player his sophomore year and named first-team his junior and senior seasons ... also named first-team all-city and second-team all-area as a senior ... elected team captain as a senior ... excelled in the classroom, where he was named Academic All-State for basketball, football and track & field ... also considered Cornell, Dartmouth, Georgetown and Texas-San Antonio ... son of Javier and Laura Colon ... majoring in economics.

COLON'S CAREER STATISTICS

Rushing	Att	Yds	Avg	TD	Long	100-Yd
2014	0	0	0.0	0	0	0
2015	1	23	23.0	1	23	0
2016	0	0	0.0	0	0	0
TOTALS	1	23	23.0	1	23	0

Receiving	Rec	Yds	Avg	TD	Long	100-Yd
2014	3	39	13.0	0	17	0
2015	1	5	5.0	0	5	0
2016	6	149	24.8	1	42	0
TOTALS	10	193	19.3	1	42	0

SEASON HIGHS

Carries	---	CAREER HIGHS	1 at Tulsa (11-21-15)
Rush Yds	---	23 at Tulsa (11-21-15)	
Rush TDs	---	1 at Tulsa (11-21-15)	
Rec	2 at Air Force (10-1-16)	2 at Air Force (10-1-16)	
Rec Yds	59 at Air Force (10-1-16)	59 at Air Force (10-1-16)	
Rec TDs	1 vs. Houston (10-8-16)	1 vs. Houston (10-8-16)	

GAME-BY-GAME

Game (Date)	Att	Yds	Rushing TD	Avg	Rec	Yds	Receiving TD	Avg
vs. Ohio State (8-30-14)	0	0	0	0.0	1	17	0	17.0
at Temple (9-6-14)	0	0	0	0.0	0	0	0	0.0
at Texas State (9-13-14)	0	0	0	0.0	0	0	0	0.0
Rutgers (9-20-14)	0	0	0	0.0	0	0	0	0.0
W. Kentucky (9-27-14)	0	0	0	0.0	0	0	0	0.0
at Air Force (10-4-14)	0	0	0	0.0	0	0	0	0.0
VMI (10-11-14)	0	0	0	0.0	0	0	0	0.0
San Jose State (10-25-14)	0	0	0	0.0	1	13	0	13.0
vs. Notre Dame (11-1-14)	0	0	0	0.0	0	0	0	0.0
Georgia Southern (11-15-14)	0	0	0	0.0	0	0	0	0.0
at South Alabama (11-28-14)	0	0	0	0.0	0	0	0	0.0
vs. Army (12-13-14)	0	0	0	0.0	1	9	0	9.0
at San Diego State (12-23-14)	0	0	0	0.0	0	0	0	0.0

Colgate (9-5-15)	0	0	0	0.0	0	0	0	0.0
E. Carolina (9-19-15)	0	0	0	0.0	0	0	0	0.0
at UConn (9-26-15)	0	0	0	0.0	0	0	0	0.0
Air Force (10-3-15)	0	0	0	0.0	0	0	0	0.0
at Notre Dame (10-10-15)	0	0	0	0.0	0	0	0	0.0
Tulane (10-24-15)	0	0	0	0.0	0	0	0	0.0
USF (10-31-15)	0	0	0	0.0	0	0	0	0.0
at Memphis (11-7-15)	0	0	0	0.0	1	5	0	5.0
SMU (11-14-15)	0	0	0	0.0	0	0	0	0.0
at Tulsa (11-21-15)	1	23	1	23.0	0	0	0	0.0
at Houston (11-27-15)	0	0	0	0.0	0	0	0	0.0
vs. Army (12-12-15)	0	0	0	0.0	0	0	0	0.0
Pitt (12-28-15)	0	0	0	0.0	0	0	0	0.0

Fordham (9-3-16)	0	0	0	0.0	0	0	0	0.0
UConn (9-10-16)	0	0	0	0.0	0	0	0	0.0
at Tulane (9-17-16)	0	0	0	0.0	0	0	0	0.0
at Air Force (10-1-16)	0	0	0	0.0	2	59	0	29.6
Houston (10-8-16)	0	0	0	0.0	1	34	1	34.0
Memphis (10-22-16)	0	0	0	0.0	0	0	0	0.0
at USF (10-28-16)	0	0	0	0.0	0	0	0	0.0
vs. Notre Dame (11-5-16)	0	0	0	0.0	0	0	0	0.0
Tulsa (11-12-16)	0	0	0	0.0	0	0	0	0.0
at E. Carolina (11-9-16)	0	0	0	0.0	0	0	0	0.0
at SMU (11-26-16)	0	0	0	0.0	0	0	0	0.0
Temple (12-3-16)	0	0	0	0.0	1	17	0	17.0
vs. Army (12-10-16)	0	0	0	0.0	1	29	0	29.0
vs. LA Tech (12-23-16)	0	0	0	0.0	1	10	0	10.0

#96 NIZAIRE CROMARTIE

DEFENSIVE END | SO. | 6-2 | 243 | GREENSBORO, N.C.

• **At Navy:** Enters the fall second on the depth chart at right defensive end behind Tyler Saylor ... had a very good spring camp ... plays with great effort ... coming off a solid freshman campaign ... has earned one varsity letter.

• **2016:** A member of the Mids' special teams, he played in every game ... for a second time in 2016, returned a kickoff when he returned one six yards against Temple in the AAC Championship Game ... credited with a quarterback hurry in Navy's win at SMU ... turned in his first collegiate tackle in Navy's win at East Carolina ... an unlikely kick returner in the Memphis game due to fierce winds, he returned a kickoff 15 yards ... made his collegiate debut in the opener against Fordham.

• **High School / Personal:** A 2015 graduate of Dudley High School, Cromartie attended the Naval Academy Prep School during the 2015-16 academic year ... a three-year football letterwinner, he garnered all-conference honors as a junior and senior ... picked up All-Metro and all-area honors his senior year after leading the state in sacks (18) ... member of the National Honor Society ... also took a recruiting visit to Army West Point ... son of Darrell Cromartie and Renee Cromartie ... majoring in economics.



#25 JAHMAAL DANIEL

SLOT BACK | SR. | 5-6 | 160 | FAYETTEVILLE, N.C.

• **At Navy:** Enters the fall third on the depth chart at slot back ... is the fastest player on the team ... had a great spring and is expected to contribute in the fall ... will also be a threat for the Mids on special teams.

• **2016:** Saw action in four contests, including three of the last five games ... carried the ball five times for 59 yards and a TD on the year ... returned his first collegiate kick 19 yards in the Army game ... carried the ball twice for 49 yards, including a career-long run of 43 yards at SMU ... scored his first collegiate touchdown on a two-yard carry at East Carolina ... rushed for 11 yards on a pair of carries against the Pirates ... made his collegiate debut against Fordham in the opener where he carried the ball once.

• **2015:** Missed the entire season with a foot injury.

• **2014:** Did not see any varsity action.

• **High School / Personal:** A 2014 graduate of Terry Sanford High School, Daniel was a two sport standout who earned letters in football (3) and track & field (4) ... named first-team all-conference and first-team all-region in football his senior year ... rushed for 1,594 yards and scored 15 touchdowns as a senior ... earned second-team all-conference honors as a junior ... a 2014 New Balance All-American, he was one of the top track prospects in the country ... a four-time first-team All-State (N.C.) and all-conference sprinter who also garnered first-team all-region honors as a senior ... won nine individual state track titles in multiple events - 2012 (55m, 100m), 2013 (55m, 100m, 200m) and 2014 (55m, 100m, 200m, 300m) ... helped guide his track & field team to the 2014 North Carolina 3-A State Championship, the program's first outdoor title since 1976 ... he is only the fourth male athlete in NCHSAA history to claim three championships in the 100 meter dash ... served as team captain of the football and track & field teams his senior year ... member of the National Honor Society ... high school teammate of current Navy Navy football seniors outside linebacker Myles Davenport and slot back Darryl Bonner ... son of Robert and Yvonne Daniel ... majoring in political science.



DANIEL'S CAREER STATS

Rushing	Att	Yds	Avg	TD	Long	100-Yd
2014	--	DID NOT SEE ANY ACTION --				
2015	--	DID NOT SEE ANY ACTION --				
2016	5	59	11.8	1	43	0
TOTALS	5	59	11.8	1	43	0

Receiving	Rec	Yds	Avg	TD	Long	100-Yd
2014	--	DID NOT SEE ANY ACTION --				
2015	--	DID NOT SEE ANY ACTION --				
2016	0	0	0.0	0	0	0
TOTALS	0	0	0.0	0	0	0

KO Return	Att	Yds	Avg	TD	Long
2014	--	DID NOT SEE ANY ACTION --			
2015	--	DID NOT SEE ANY ACTION --			
2016	1	19	19.0	0	19
TOTALS	1	19	19.0	0	19

2017 NAVY FOOTBALL

PLAYER PROFILES

	SEASON HIGHS	CAREER HIGHS
Carries	2 (2x: last at SMU, 11-26-16)	2 (2x: last at SMU, 11-26-16)
Rush Yds	49 at SMU (11-26-16)	49 at SMU (11-26-16)
Rush TDs	1 at East Carolina (11-19-16)	1 at East Carolina (11-19-16)
Rec	---	---
Rec Yds	---	---
Rec TDs	---	---
KO Returns	1 vs. Army (12-10-16)	1 vs. Army (12-10-16)
KO Ret Yds	19 vs. Army (12-10-16)	19 vs. Army (12-10-16)
KO Ret TDs	---	---
Long	19 vs. Army (12-10-16)	19 vs. Army (12-10-16)

GAME-BY-GAME Game (Date)	Rushing				Receiving			
	Att	Yds	TD	Avg	Rec	Yds	TD	Avg
Fordham (9-3-16)	1	(1)	0	(1.0)	0	0	0	0.0
at E. Carolina (11-19-16)	2	11	1	5.5	0	0	0	0.0
at SMU (11-26-16)	2	49	0	24.5	0	0	0	0.0
vs. Army (12-10-16)	0	0	0	0.0	0	0	0	0.0

#56 MYLES DAVENPORT

OUTSIDE LINEBACKER | SR. | 6-2 | 233 | FAYETTEVILLE, N.C.

- **At Navy:** Enters the fall third on the depth chart at outside linebacker ... moved from inside to outside linebacker last spring ... talented player that has struggled to get on the field at one of Navy's most talented positions ... a key special teams player ... plays with an attitude ... has earned two varsity letters.
- **2016:** A special teams performer, he saw action in eight games ... turned in a solo tackle in the Mids' win at East Carolina ... registered his first tackle of the season with an exclamation point, sacking UConn QB Bryant Shirreffs for a loss of nine yards ... it marked his first career tackle for loss and sack.
- **2015:** A member of special teams, he saw action in all 13 contests and registered five tackles ... pitched in a tackle at Houston ... was in on a tackle against #15 Memphis ... chipped in a tackle at Notre Dame ... turned in a career-best two tackles in the win over Colgate in the opener.
- **2014:** Appeared in two games as a member of special teams, including making his collegiate debut in the opener against No. 5 Ohio State ... chipped in his first collegiate tackle at Temple.
- **High School / Personal:** A 2013 graduate of Terry Sanford High School, Davenport attended the Naval Academy Prep School during the 2013-14 academic year ... a two-sport athlete who earned letters in basketball (2) and football (2) ... a two-time first-team all conference outside linebacker who was named the conference defensive player of the year his senior year ... high school teammate of Darryl Bonner and Jahmaal Daniel ... father was an All-ACC wide receiver at NC State (1988-91) and went on to play for the Pittsburgh Steelers from 1992-94 ... he was a member of the Wolfpack squad at the same time former Navy Defensive Coordinator Buddy Green was the Defensive Coordinator at NC State ... uncle, BoJack Davenport, played football at East Carolina in the late 80s ... son of Charles and Katundra Davenport ... majoring in political science.



#42 CONNER DORRIS

LINEBACKER | JR. | 6-2 | 237 | PALM HARBOR, FLA.

- **At Navy:** Enters the fall second on the depth chart at inside linebacker behind Hudson Sullivan ... had a solid spring moving from third to second on the depth chart ... has good size ... one of Navy's biggest hitters ... excellent special teams player ... has earned one varsity letter.
- **2016:** A member of special teams, he saw action in each of the last nine contests where he was in on five tackles ... contributed a solo stop against Temple in the AAC Championship Game ... turned in a solo stop at SMU ... was in on one tackle at East Carolina ... pitched in a solo tackle in the win over Tulsa ... made his collegiate debut in the Mids' win over Memphis where he contributed a tackle.
- **2015:** Did not see any varsity action.
- **High School / Personal:** A 2014 graduate of Clearwater Central Catholic High School, Dorris attended the Naval Academy Prep School during the 2014-15 academic year ... named All-State (Fla.), All-Pinellas County and All-Suncoast ... led his high school to the 3-A Florida State Championship game ... scored the first touchdown for a Pinellas County team in a Florida state championship game since 1986 ... member of the National Honor Society ... also received offers from Air Force, Akron and Old Dominion ... son of Michael and Denise Dorris ... majoring in economics.



DORRIS' CAREER STATISTICS

Defense	Tckls	TFL-Yds	Sack-Yds	Int	PBU	FR	FF
2015	-- DID NOT SEE ANY ACTION --						
2016	5	0-0	0-0	0	0	0	0
TOTALS	5	0-0	0-0	0	0	0	0

	SEASON HIGHS	CAREER HIGHS
Tackles	1 (5x: last vs. Temple, 12-3-16)	1 (5x: last vs. Temple, 12-3-16)

GAME-BY-GAME

Game (Date)	U-A-TT	TFL-Yds	Sacks	Int	PBU	FF	FR	Blk
Memphis (10-22-16)	0-1-1	0-0	0-0	0	0	0	0	0
at USF (10-28-16)	0-0-0	0-0	0-0	0	0	0	0	0
vs. Notre Dame (11-5-16)	0-0-0	0-0	0-0	0	0	0	0	0
Tulsa (11-12-16)	1-0-1	0-0	0-0	0	0	0	0	0
at E. Carolina (11-19-16)	0-1-1	0-0	0-0	0	0	0	0	0
at SMU (11-26-16)	1-0-1	0-0	0-0	0	0	0	0	0
Temple (12-3-16)	1-0-1	0-0	0-0	0	0	0	0	0
vs. Army (12-10-16)	0-0-0	0-0	0-0	0	0	0	0	0
vs. LA Tech (12-23-16)	0-0-0	0-0	0-0	0	0	0	0	0

#98 DYLAN FISCHER

NOSE GUARD | SR. | 6-2 | 299 | PHOENIX, ARIZ.

- **At Navy:** Enters the fall third on the depth chart at nose guard ... has battled back from a torn ACL that kept him out all of his sophomore year ... hard-nosed competitor that will battle you for 60 minutes ... has dropped eight pounds since last year to help him get off the line of scrimmage quicker ... also a key special teams contributor ... has earned one varsity letter.
- **2016:** Saw action in nine of the last 10 contests as a member of special teams.
- **2015:** Missed the entire season with a torn ACL.
- **2014:** Saw his first career action against Georgia Southern.
- **High School / Personal:** A 2013 graduate of Desert Vista High School, Fischer attended the Naval Academy Prep School during the 2013-14 academic year ... a two-sport athlete who earned letters in football (3) and track & field (3) ... named MVP of the football team as a senior and was a two-time MVP of the track team as a thrower ... led the football team to the conference title with a 13-1 record his junior year ... son of Jamie and Julia Fischer ... majoring in operations research ... an excellent student, Fischer has a cumulative GPA of 3.2, including a 4.0 in the spring semester.



#68 DAVID FORNEY

CENTER | SO. | 6-3 | 318 | WALKERSVILLE, MD.

- **At Navy:** Enters the fall second on the depth chart at center ... one of the biggest players on the team ... has dropped 15 pounds since last year, which should help him get off the line of scrimmage faster ... expected to push Parker Wade in the fall for the starting job.
- **2016:** Did not see any varsity action.
- **High School / Personal:** A 2015 graduate of Georgetown Preparatory School, Forney attended the Naval Academy Prep School during the 2015-16 academic year ... a three-year football letterwinner, who earned First-Team All-State (Md.), First-Team All-County and first-team all-conference honors as a senior ... served as team captain his senior year ... took recruiting visits to North Carolina, Maryland, Princeton and Wofford ... son of Rick and Erika Forney ... father, Rick, was selected by the Baltimore Orioles in the 26th round of the 1991 amateur draft ... he played five seasons in the Orioles organization and reached as high as AAA ... he is the only pitcher in Bowie Baysox history to pitch a perfect game ... Forney managed the Winnipeg Goldeyes in the Northern and American Association Independent League for 10 seasons ... majoring in political science.



2017 NAVY FOOTBALL

PLAYER PROFILES

#83 ZACK FRAADE

WIDE RECEIVER | SO. | 6-3 | 215 | TARZANA, CALIF.

- **At Navy:** Enters the fall battling Taylor Jackson for third on the depth chart at wide receiver ... coaches are very high on his prospects if he can stay healthy ... was hurt most of fall camp his freshman year and missed a good part of the spring with an injury as well ... has good size and speed ... has good hands and is a solid blocker ... has earned one varsity letter.

- **2016:** Despite being sidelined for nearly a month with an injury, he played in seven games over the course of the season as primarily a member of special teams.

- **High School / Personal:** A 2015 graduate of Cleveland Charter High School, Fraade attended the Naval Academy Prep School during the 2015-16 academic year ... a two-sport athlete who earned letters in football (3) and track & field (2) ... began playing football in high school where he started off playing safety and wide receiver ... played quarterback his senior year ... earned first-team all-conference honors in football his senior year ... served as captain of the football team as a senior ... heavily recruited by Cal as a safety ... son of Robert Fraade ... majoring in political science



	SEASON HIGHS	CAREER HIGHS
Tackles	1 at SMU (11-26-16)	1 at SMU (11-26-16)
TFL	---	---
Sacks	---	---
INT	---	---
PBU	1 at SMU (11-26-16)	1 at SMU (11-26-16)
FF	---	---
FR	---	---

GAME-BY-GAME

Game (Date)	U-A-TT	TFL-Yds	Sacks	Int	PBU	FF	FR	Blk
at SMU (11-26-16)	1-0-1	0-0	0-0	0	1	0	0	0

#38 ANTHONY GARGIULO

FULLBACK | JR. | 6-2 | 239 | FREEHOLD, N.J.

- **At Navy:** Coming off a solid spring camp that saw him finish second on the depth chart at fullback ... has dropped 12 pounds since last year to help with his quickness ... tough, hard-nosed player ... can get you the tough three yards on third and short ... a hard worker.

- **2016:** Making appearances in three contests, he rushed for 29 yards on nine carries and scored a touchdown ... rushed for four yards on two carries at SMU where he scored his first collegiate touchdown on a two-yard run ... carried the ball three times for 12 yards at East Carolina ... rushed for a career-best 13 yards on four carries in his collegiate debut against Fordham in the opener.

- **2015:** Did not see any varsity action.

- **High School / Personal:** A 2014 graduate of Colts Neck High School, Gargiulo attended the Naval Academy Prep School during the 2014-15 academic year ... a two-sport athlete who earned letters in football and lacrosse ... earned First-Team All-State (N.J.), First-Team All-Division and was the division offensive player of the year ... also a First-Team Asbury Park Press and First-Team All-Monmouth selection ... finished his senior season ranked fifth in the state of New Jersey in rushing (1,666 yds), fourth in rushing touchdowns (27) and second in tackles (139) ... rushed for over 1,000 yards in each of his last two seasons and 3,436 yards for his career ... recipient of the Board of Education Award of Excellence and the Maxwell Football Club Award ... a starter on the 2010 U15 US National Lacrosse Team that went undefeated and won the championship ... was a four-year starter on the lacrosse team and served as team captain his senior year ... also received offers from Penn State (preferred walk-on), UConn, Towson and Villanova ... son of Sal and Lisa Gargiulo ... majoring in economics.



#13 JUAN HAILEY

SAFETY | JR. | 6-1 | 199 | LOUISVILLE, KY.

- **At Navy:** Enters the fall listed second on the depth chart at both strong and free safety ... listed even at strong safety with John Gillis and at free safety with Randy Beggs ... versatile enough to play corner, as well ... has good speed and is a solid tackler ... has earned one varsity letter.

- **2016:** Played in seven contests, including each of the last six as a member of special teams ... finished the year with three tackles ... contributed a career-high two tackles in the win over SMU ... made his collegiate debut in the Mids' opener against Fordham where he made a solo tackle.

- **2015:** Did not see any varsity action.

- **High School / Personal:** A 2014 graduate of Central High School, Hailey attended the Naval Academy Prep School during the 2014-15 academic year ... a three-sport athlete who earned letters in football (4), track & field (3) and wrestling (2) ... a two-time All-District selection in football who was an Honorable Mention All-State player his senior year ... member of three state championship-winning football teams (2010, '11, '12) ... won the region championship in the triple jump (42'3) ... son of James Dutton and Nicola Hailey ... majoring in economics.



HAILEY'S CAREER STATS

Defense	Tckls	TFL-Yds	Sack-Yds	Int	PBU	FR	FF
2015	-- DID NOT SEE ANY ACTION --						
2016	3	0-0	0-0	0	0	0	0
TOTALS	3	0-0	0-0	0	0	0	0

#18 JOHN GILLIS

SAFETY | JR. | 5-11 | 179 | LAWRENCEVILLE, GA.

- **At Navy:** Enters the fall battling Juan Hailey for second on the depth chart at strong safety ... has moved from cornerback to outside linebacker to strong safety ... has put on 10 pounds since last fall ... terrific athlete ... will come up and make the big hit.

- **2016:** Made his collegiate debut in the Mids' win at SMU where he contributed a tackle and broke up a pass ... also played against East Carolina.

- **2015:** Did not see any varsity action.

- **High School / Personal:** A 2014 graduate of Archer High School, Gillis attended the Naval Academy Prep School during the 2014-15 academic year ... a three-sport athlete who earned letters in basketball, football and track & field ... earned all-county honors in football his senior year ... served as the football team captain as a senior ... son of John and Melissa Gillis ... majoring in general science.



#32 BRYAN HAMMOND

FULLBACK | JR. | 5-10 | 200 | THE COLONY, TEXAS

- **At Navy:** Enters the fall listed even with Joshua Walker for third in the depth chart at fullback ... was named the winner of the Admiral Mack Award which is awarded to the most improved player during spring practice ... has good speed and is strong and tough enough to run the ball between the tackles.

- **2016:** Did not see any varsity action.

- **2015:** Did not see any varsity action.

- **High School / Personal:** A 2014 graduate of The Colony High School, Hammond attended the Naval Academy Prep School during the 2014-15 academic year ... a two-sport athlete who earned letters in basketball (2) and football (3) ... an Honorable Mention All-State (Texas) selection who earned Second-Team All-Area honors his senior year ... named the District 9 4A Offensive MVP ... was a 4A Built Ford Tough Player of the Year finalist as a senior ... earned All-District and All-Area in track as a sophomore ... also received an offer from Air Force ... son of Llewellyn and Katherine Hammond ... majoring in economics.



GILLIS' CAREER STATS

Defense	Tckls	TFL-Yds	Sack-Yds	Int	PBU	FR	FF
2016	1	0-0	0-0	0	1	0	0
TOTALS	1	0-0	0-0	0	1	0	0

2017 NAVY FOOTBALL

PLAYER PROFILES

#43 ERIK HARRIS

PUNTER | JR. | 5-10 | 185 | MISSION VIEJO, CALIF.

• **At Navy:** Enters the fall as Navy's starting punter and holder ... also capable of kicking off and kicking PATs and field goals ... has a good leg with solid hang time ... a CoSIDA Academic All-America candidate after being named All-District last fall ... has earned one varsity letter.

• **2016:** Served as Navy's holder on PATs and field goals the last three contests due to the injury suffered by Will Worth ... punted 10 times on the year for a 45.1 average that featured three 50-plus yard punts and five placed inside the 20 ... saw his first time in a game kicking off at SMU where he averaged 63.0 yards on three kicks ... punted four times for 200 yards at Air Force, sending two of the four 50-plus yards including his long of 56 ... also placed two punts inside the 20 ... had a punt blocked in the second quarter that would lead to an Air Force field goal ... called upon four times against Tulane where he averaged 37.2 yards, including a long of 48 ... place one of the four punts inside the 20-yard line ... made his collegiate debut in the Mids' conference opener against UConn ... punted twice for an average of 51.0 yards and featured a 63-yarder that trickled out of bounds at the Huskies' 5-yard line ... place both of his punts inside the UConn 20-yard line.

• **2015:** Did not see any varsity action.

• **High School / Personal:** A 2013 graduate of Santa Margarita Catholic High School, Harris attended Georgia Military College during the 2013-14 academic year and Saddleback College during the 2014-15 academic year ... a three-sport athlete who played football, rugby and soccer in high school ... a 2015 Chris Sailer Vegas XXV Camp punt finalist ... the 2014 Chris Sailer California Fall Camp punt champion ... 2014 Kohl's Western Showcase Camp punt, field goal and kickoff ... Saddleback College's leading scorer in 2014 (66 pts on 10-13 FG and 36-37 PATs) ... first-team all-league and all-county soccer player in 2013 ... named the defensive MVP of the Trinity League ... member of the National Honor Society ... spent 11 months active duty in the Coast Guard ... brother, Ryan, graduated from the Naval Academy last spring and was a four-year member of the football team ... high school teammate of former Navy long snapper Josh Antol ... son of Earl and Diana Harris ... majoring in nuclear engineering, he carries a 3.52 grade-point average.



HARRIS' CAREER STATISTICS

Punting	No	Yds	Avg	Long	TB	FC	I-20	50+	Blk
2015	-- DID NOT SEE ANY ACTION --								
2016	10	451	45.1	63	0	5	5	3	1
TOTALS	10	451	45.1	63	0	5	5	3	1

Kickoffs	KO	Yds	Avg	TB	OB
2015	-- DID NOT SEE ANY ACTION --				
2016	3	189	63.0	1	0
TOTALS	3	189	63.0	1	0

GAME-BY-GAME

Game (Date)	Punts	Yds	Avg	Long	TB	FC	I-20	50+	Blk
UConn (9-10-16)	2	102	51.0	63	0	0	2	1	0
at Tulane (9-17-16)	4	149	37.2	48	0	2	1	0	0
at Air Force (10-1-16)	4	200	50.0	56	0	3	2	2	0
at SMU (11-26-16)	0	0	0.0	0	0	0	0	0	0

Game (Date)	XP-A	FG-A	Lg	Pts	KO	Yds	Avg	TB	OB
UConn (9-10-16)	0-0	0-0	0	0	0	0	0.0	0	0
at Tulane (9-17-16)	0-0	0-0	0	0	0	0	0.0	0	0
at Air Force (10-1-16)	0-0	0-0	0	0	0	0	0.0	0	0
at SMU (11-26-16)	0-0	0-0	0	0	3	189	63.0	1	0

#57 JAKE HAWK

OFFENSIVE TACKLE | JR. | 6-6 | 295 | SEVERN, MD.

• **At Navy:** Enters the fall as Navy's starting left tackle ... has lost 17 pounds since last year ... the lower weight will help him get out on the linebackers when the situation calls for it ... has the ability to be a great offensive tackle for the Mids ... has great size and quick feet ... has earned one varsity letter.

• **2016:** Made appearances in every game, including making his collegiate debut in the Mids' opener against Fordham ... the line paved the way for the Mids to finish the year ranked #1 in third down conversion pct. (54.5), #3 in passing yards per completion (19.29), #4 in rushing offense (310.1), #5 in tackles for loss allowed (4.21) and #7 in team passing efficiency (164.17) ... Navy scored 60-plus points in back-to-back games (66 at East Carolina, 75 at SMU) for just the second time in program history and the first time since 1917 ... twice Navy put up 600 yards of total offense (616 at USF, 600 at SMU) after having not reached



the 600-yard mark since 2008 (602 vs. Towson) ... the Mids put together three consecutive games of 500-plus yards of total offense (Tulsa, East Carolina, SMU), marking the first time in school history this has been done ... Navy topped 300 yards of rushing in seven consecutive contests (Houston, Memphis, USF, Notre Dame, Tulsa, East Carolina, SMU) ... part of an offensive effort that eclipsed 600 total yards of offense for the second time this season and recorded a season-best 496 yards on the ground at SMU ... it was the 10th-best rushing game in school history and the best since running for 512 against East Carolina on Oct. 27, 2012 ... Navy generated 75 points, the program's second most in the modern era behind the 76 points scored against East Carolina on Nov. 6, 2010 ... the 75 points are the most scored ever in an AAC conference game ... the 11 TDs by the Mids marked a modern-era record, besting the previous mark of 10 set against Princeton in 1953, North Texas in 2007 and East Carolina in 2010 ... Navy's 44-point victory marked the Mids' largest margin of victory since defeating Rice by 49 (63-14) on Oct. 10, 2009 ... the line also paved the way for Navy to have two quarterbacks rush for 100 yards each in what was a first at the Academy ... the Mids amassed 593 yards of total offense (480 rush, 113 pass) at East Carolina, extending Navy's consecutive games with 300 yards rushing to six in a row, while allowing QB Will Worth to post his sixth straight 100-yard rushing day, the most by a Navy player since Brian Madden (1999-01) when he ran his streak to seven in a row ... it also paved the way for the Mids to have two 100-yard rushers in the same game (Will Worth - 159, Shawn White - 150) for the first time this season ... Navy's 480 yards on the ground were a season high ... the Mids' 66 points against the Pirates marked the most points by Navy since defeating East Carolina, 76-35, on Nov. 6, 2010 ... the line opened up lanes against Tulsa for the Mids to put together their fifth straight 300-yard rushing performance (390 yds) ... Navy amassed 616 total yards (317 rush, 299 pass) at USF, the 11th most in program history and opened lanes for the Mids to register their third consecutive 300-yard rushing game ... it paved the way for Will Worth to break the program's total offense mark with 428 yards (129 rush, 299 pass) ... led the way for a then season-high 447 rushing yards, while the Mids produced 532 yards of total offense in a win over Memphis ... the Mids' offense rushed for 306 yards against a Houston defense that was giving up just 42.0 rushing yards per game and was ranked #1 in the country ... it was the first time the Cougars had given up triple digits in the rushing column since last year's game against Navy when the Mids rushed for 147 yards ... the 46 points scored by Navy were the most surrendered by Houston since dropping a 47-46 decision to BYU on 10-19-13 ... the Cougars' opponents were averaging just 11.2 points per game this season ... helped paved the way for the Mids to post 550 yards of total offense, including 427 on the ground, in their opener against Fordham.

• **2015:** Did not see any varsity action.

• **High School / Personal:** A 2014 graduate of Meade High School, Hawk attended the Naval Academy Prep School during the 2014-15 academic year ... a two-sport athlete who lettered in baseball (2) and football (3) ... earned First-Team All-State, First-Team All-Met and First-Team All-County honors as a senior ... played in the Crab Bowl, as well as the Big 33 All-Star Game ... recipient of the Al Laramore Award, presented to the county's top lineman ... brothers Paul ('13) and Zachery played baseball at Coppin State ... father served 20 years in the Army ... son of John and Nadgee Hawk ... majoring in economics.

#54 TAYLOR HEFLIN

LINEBACKER | JR. | 6-2 | 224 | JESUP, GA.

• **At Navy:** Enters the fall third on the depth chart at inside linebacker behind Hudson Sullivan and Conner Dorris ... has good size and can run ... earned valuable experience at the end of the year when he started in the AAC Championship Game and the Army game ... has earned one varsity letter.

• **2016:** Played in all 14 contests and started two of the final three games ... began the season as a member of special teams, but stepped up as injuries started to mount for the Mids ... finished the year with 32 tackles and a fumble recovery ... started against Army where he produced a career-best 12 tackles ... made his first career start in the AAC Championship Game against Temple, subbing in for Hudson Sullivan ... turned in six tackles and returned a kickoff nine yards against the Owls ... recorded six tackles at SMU ... turned in three tackles at East Carolina ... returned a pair of kickoffs against Tulsa for 21 yards, including a long return of 14 yards ... turned in a solo stop at USF ... pitched in a tackle on special teams in the win over Memphis ... contributed a solo tackle at Tulane ... turned in a pair of tackles on special teams in the conference opener against UConn ... made his collegiate debut in the Mids' opener against Fordham where he recovered the Fordham fumble on the opening kickoff.

• **2015:** Did not see any varsity action.

• **High School / Personal:** A 2014 graduate of Wayne County High School, Heflin attended the Naval Academy Prep School during the 2014-15 academic year ... a two-sport athlete who earned letters in football (4) and track & field (3) ... a two-time all-region football player who earned Honorable Mention All-State recognition his junior year ... led the team in tackles his junior and senior year ... football team advanced to the Sweet 16 in the Georgia AAAA State Playoffs his junior year and the Final Four during his senior season ... an All-State selection in track as a junior and senior, he was a regional qualifier in the shot put and discus as a sophomore and a state qualifier his junior year ... a 2013 Wendy's Heisman Award winner ... captain of both the football and track & field teams ... served as Class President his junior and senior years ... son of Mike and Julie Heflin ... majoring in political science.



2017 NAVY FOOTBALL

PLAYER PROFILES

HEFLIN'S CAREER STATS

Defense	Tckls	TFL-Yds	Sack-Yds	Int	PBU	FR	FF
2015	-- DID NOT SEE ANY ACTION --						
2016	32	0-0	0-0	0	0	1	0
TOTALS	32	0-0	0-0	0	0	1	0

	SEASON HIGHS	CAREER HIGHS
Tackles	12 vs. Army (12-10-16)	12 vs. Army (12-10-16)
FR	1 vs. Fordham (9-3-16)	1 vs. Fordham (9-3-16)

GAME-BY-GAME

Game (Date)	U-A-TT	TFL-Yds	Sacks	Int	PBU	FF	FR	Blk
Fordham (9-3-16)	0-0-0	0-0	0-0	0	0	0	1	0
UConn (9-10-16)	0-2-2	0-0	0-0	0	0	0	0	0
at Tulane (9-17-16)	1-0-1	0-0	0-0	0	0	0	0	0
at Air Force (10-1-16)	0-0-0	0-0	0-0	0	0	0	0	0
Houston (10-8-16)	0-0-0	0-0	0-0	0	0	0	0	0
Memphis (10-22-16)	0-1-1	0-0	0-0	0	0	0	0	0
at USF (10-28-16)	1-0-1	0-0	0-0	0	0	0	0	0
vs. Notre Dame (11-5-16)	0-0-0	0-0	0-0	0	0	0	0	0
Tulsa (11-12-16)	0-0-0	0-0	0-0	0	0	0	0	0
at E. Carolina (11-19-16)	1-2-3	0-0	0-0	0	0	0	0	0
at SMU (11-26-16)	4-2-6	0-0	0-0	0	0	0	0	0
Temple (12-3-16)	3-3-6	0-0	0-0	0	0	0	0	0
vs. Army (12-10-16)	7-5-12	0-0	0-0	0	0	0	0	0
vs. LA Tech (12-23-16)	0-0-0	0-0	0-0	0	0	0	0	0

#72 FORD HIGGINS

OFFENSIVE TACKLE | SO. | 6-2 | 250 | NORCROSS, GA.

• **At Navy:** Enters the fall second on the depth chart at right tackle behind Andrew Wood ... had an impressive spring camp ... although a bit undersized, he makes up for it with how hard he plays.

• **2016:** Did not see any varsity action.

• **High School / Personal:** A 2016 graduate of Greater Atlanta Christian School, Higgins was a three-sport athlete who earned letters in football (3), lacrosse (4) and wrestling (1) ... earned All-State (Ga.) and all-county honors in football his senior year ... Touchdown Club of Atlanta award winner as a senior ... a two-time all-county attackman for the lacrosse team, he was also named All-State his senior season ... set school records for most goals scored in a season, most goals scored in a game and most points in a season ... served as captain of the football and lacrosse teams his senior year ... member of the National Honor Society ... high school teammate of linebacker Paul Carothers ... son of Rick and Betsy Higgins ... majoring in mathematics.



#33 CHRIS HIGH

FULLBACK | SR. | 6-0 | 224 | OKLAHOMA CITY, OKLA.

• **At Navy:** Enters the fall as Navy's starting fullback after starting eight games there last year... powerful runner that has good speed ... runs angry and with a purpose ... needs to stay healthy ... has earned two varsity letters.

• **2016:** A starter in eight of the 11 contests in which he played ... missed three games - Tulsa, East Carolina and SMU - due to injury ... Navy's second-leading rusher with 546 yards on 85 carries and seven touchdowns ... also caught one pass for 38 yards ... rushed for 46 yards on seven carries and scored a pair of touchdowns against LA Tech in the Armed Forces Bowl ... it was just the second time in his career he scored TDs in a game ... caught his first career pass for a 38-yard gain ... carried the ball four times for 17 yards against Army ... returned from injury to carry the ball three times for 10 yards against Temple in the AAC Championship Game ... rushed for 28 yards on six carries against Notre Dame ... carried the ball 10 times for 53 yards at USF ... gained 72 yards on 16 carries in a win over Memphis ... carried the ball just twice for 25 yards, including a first-quarter, 12-yard TD run against #6 Houston before leaving the game in the opening half with an injury ... rushed for 32 yards on a career-best 11 carries at Air Force ... carried the ball nine times for 51 yards at Tulane, including a 6-yard TD run to get the Mids' on the scoreboard first ... rushed for 36 yards, including a 4-yard touchdown, on seven carries against UConn in the conference opener ... his fumble led to an 86-yard TD return by UConn's Jamar Summers ... made a statement in his first collegiate start where he carried the ball 10 times for a career-high 176 yards and two touchdowns ... it marked the first touchdowns of his career ... among his touchdown runs was a career-long run of 70 yards ... it was the most yards on the ground by a fullback since Alexander Teich rumbled for 210 yards on 26 carries in Navy's 35-17 victory over Notre Dame on



Oct. 23, 2010, at the New Meadowlands.

• **2015:** Played in seven contests primarily as a member of special teams ... carried the ball five times for 31 yards on the year ... rushed for a career-best 18 yards on three carries at Tulsa and featured a career-long run of 13 yards ... carried the ball twice for 13 yards in Navy's win against SMU ... it was the first two carries of his career ... returned a kickoff, the first of his career, one yard in Navy's league opener against East Carolina ... made his collegiate debut in the Mids' opener against Colgate.

• **2014:** Did not see any varsity action.

• **High School / Personal:** A 2013 graduate of Douglass High School, High attended the Naval Academy Prep School during the 2013-14 academic year ... a three-sport athlete who earned letters in football (4), track & field (3) and wrestling (4) ... earned First-Team Little All-City honors in football his senior year and was named the best running back in Class 4A ... son of Cheryetta High ... majoring in economics.

HIGH'S CAREER STATS

Rushing	Att	Yds	Avg	TD	Long	100-Yd
2014	-- DID NOT SEE ANY ACTION --					
2015	5	31	6.2	0	13	0
2016	85	546	6.4	7	70	1
TOTALS	90	577	6.4	7	70	1

Receiving	Rec	Yds	Avg	TD	Long	100-Yd
2014	-- DID NOT SEE ANY ACTION --					
2015	0	0	0.0	0	0	0
2016	1	38	38.0	0	38	0
TOTALS	1	38	38.0	0	38	0

	SEASON HIGHS	CAREER HIGHS
Carries	16 vs. Memphis (10-22-16)	16 vs. Memphis (10-22-16)
Rush Yds	176 vs. Fordham (9-3-16)	176 vs. Fordham (9-3-16)
Rush TDs	2 (2: last vs. LA Tech, 12-23-16)	2 (2: last vs. LA Tech, 12-23-16)
Rec	1 vs. LA Tech (12-23-16)	1 vs. LA Tech (12-23-16)
Rec Yds	38 vs. LA Tech (12-23-16)	38 vs. LA Tech (12-23-16)
Rec TDs	---	---

GAME-BY-GAME

Game (Date)	Att	Yds	Rushing TD	Avg	Rec	Yds	Receiving TD	Avg
Colgate (9-5-15)	0	0	0	0.0	0	0	0	0.0
East Carolina (9-17-15)	0	0	0	0.0	0	0	0	0.0
at UConn (9-26-15)	0	0	0	0.0	0	0	0	0.0
Air Force (10-3-15)	2	13	0	6.5	0	0	0	0.0
SMU (11-14-15)	2	13	0	6.5	0	0	0	0.0
at Tulsa (11-21-15)	3	18	0	6.0	0	0	0	0.0
Pitt (12-28-15)	0	0	0	0.0	0	0	0	0.0
Fordham (9-3-16)	10	176	2	17.6	0	0	0	0.0
UConn (9-10-16)	7	36	1	5.1	0	0	0	0.0
at Tulane (9-17-16)	9	51	1	5.7	0	0	0	0.0
at Air Force (10-1-16)	11	32	0	2.9	0	0	0	0.0
Houston (10-8-16)	2	25	1	12.5	0	0	0	0.0
Memphis (10-22-16)	16	72	0	4.5	0	0	0	0.0
at USF (10-28-16)	10	53	0	5.3	0	0	0	0.0
vs. Notre Dame (11-5-16)	6	28	0	4.7	0	0	0	0.0
Temple (12-3-16)	3	10	0	3.3	0	0	0	0.0
vs. Army (12-10-16)	4	17	0	4.2	0	0	0	0.0
vs. LA Tech (12-23-16)	7	46	2	6.6	1	38	0	38.0

#51 WINN HOWARD

LINEBACKER | SR. | 6-2 | 215 | MONUMENT, COLO.

• **At Navy:** Enters the fall third on the depth chart at inside linebacker behind Micah Thomas and Brandon Jones ... moved to outside linebacker for a period of time in the spring before moving back inside ... has good lateral quickness ... has been a special teams contributor in each of the last two years ... has earned two varsity letters.

• **2016:** A member of special teams, he saw action in all 14 contests where he posted eight tackles ... contributed a career-high tying two tackles, including his first career tackle for a loss at SMU ... recorded a career-high tying two tackles in the win at East Carolina ... pitched in a pair of stops at Air Force ... equalled his career high in tackles with a pair against Fordham in the opener.

• **2015:** A member of special teams, he saw action in 11 games ... played the bulk of the fourth quarter against Tulsa where he turned in his first career tackles ... made his collegiate debut in Navy's opener against Colgate.



2017 NAVY FOOTBALL

PLAYER PROFILES

• 2014: Did not see any varsity action.

• **High School / Personal:** A 2013 graduate of Palmer Ridge High School, Howard attended the Naval Academy Prep School during the 2013-14 academic year ... a two-sport athlete who earned letters in football (4) and track & field (4) ... a two-time All-State (Colo.) and all-city football selection who served as team captain his junior and senior years ... also considered Colorado and Northwestern ... father played football at Colorado (1980-83) ... son of Tim and Karen Howard ... majoring in political science, he has a 3.21 grade-point average.

HOWARD'S CAREER STATS

Defense	Tckls	TFL-Yds	Sack-Yds	Int	PBU	FR	FF
2014	-- DID NOT SEE ANY ACTION --						
2015	2	0-0	0-0	0	0	0	0
2016	8	1.0-1	0-0	0	0	0	0
TOTALS	10	1.0-1	0-0	0	0	0	0

	SEASON HIGHS	CAREER HIGHS
Tackles	2 (4x: last at SMU, 11-26-16)	2 (4x: last at SMU, 11-26-16)
TFL	1.0 at SMU (11-26-16)	1.0 at SMU (11-26-16)

GAME-BY-GAME

Game (Date)	U-A-TT	TFL-Yds	Sacks	Int	PBU	FF	FR	Blk
Colgate (9-5-15)	0-0-0	0-0	0-0	0	0	0	0	0
E. Carolina (9-19-15)	0-0-0	0-0	0-0	0	0	0	0	0
Air Force (10-3-15)	0-0-0	0-0	0-0	0	0	0	0	0
Tulane (10-24-15)	0-0-0	0-0	0-0	0	0	0	0	0
USF (10-31-15)	0-0-0	0-0	0-0	0	0	0	0	0
at Memphis (11-7-15)	0-0-0	0-0	0-0	0	0	0	0	0
SMU (11-14-15)	0-0-0	0-0	0-0	0	0	0	0	0
at Tulsa (11-21-15)	0-2-2	0-0	0-0	0	0	0	0	0
at Houston (11-27-15)	0-0-0	0-0	0-0	0	0	0	0	0
at Army (12-12-15)	0-0-0	0-0	0-0	0	0	0	0	0
Pitt (12-28-15)	0-0-0	0-0	0-0	0	0	0	0	0

Fordham (9-3-16)	0-2-2	0-0	0-0	0	0	0	0	0
UConn (9-10-16)	0-0-0	0-0	0-0	0	0	0	0	0
at Tulane (9-17-16)	0-0-0	0-0	0-0	0	0	0	0	0
at Air Force (10-1-16)	0-2-2	0-0	0-0	0	0	0	0	0
Houston (10-8-16)	0-0-0	0-0	0-0	0	0	0	0	0
Memphis (10-22-16)	0-0-0	0-0	0-0	0	0	0	0	0
at USF (10-28-16)	0-0-0	0-0	0-0	0	0	0	0	0
vs. Notre Dame (11-5-16)	0-0-0	0-0	0-0	0	0	0	0	0
Tulsa (11-12-16)	0-0-0	0-0	0-0	0	0	0	0	0
at E. Carolina (11-19-16)	1-1-2	0-0	0-0	0	0	0	0	0
at SMU (11-26-16)	2-0-2	1.0-1	0-0	0	0	0	0	0
Temple (12-3-16)	0-0-0	0-0	0-0	0	0	0	0	0
vs. Army (12-10-16)	0-0-0	0-0	0-0	0	0	0	0	0
vs. LA Tech (12-23-16)	0-0-0	0-0	0-0	0	0	0	0	0

#89 TAYLOR JACKSON

WIDE RECEIVER | JR. | 6-3 | 210 | TEXARKANA, TEXAS

• **At Navy:** Enters the fall listed even with Zack Fraade for third on the depth chart at wide receiver ... had a solid spring ... has great size and is a good blocker ... has good hands and has the ability to go deep ... has earned one varsity letter.

• **2016:** Played in six games, including making his collegiate debut in the Mids' opener against Fordham ... caught his first career pass, a 21-yard gain, at Air Force.

• **2015:** Did not see any varsity action.

• **High School / Personal:** A 2014 graduate of Texas High School, Jackson attended the Naval Academy Prep School during the 2014-15 academic year ... a three-sport athlete who earned letters in baseball (1), basketball (3) and football (3) ... earned Second-Team All-District honors as a senior and was also named a Blue-Gray All-American ... also picked up Second-Team All-District honors in basketball ... high school teammate of Navy slot back Tre Walker ... son of Warren and Jacqueline Jackson ... majoring in political science.



JACKSON'S CAREER STATISTICS

Receiving	Rec	Yds	Avg	TD	Long	100-Yd
2015	-- DID NOT SEE ANY ACTION --					
2016	1	21	21.0	0	21	0
TOTALS	1	21	21.0	0	21	0

	SEASON HIGHS	CAREER HIGHS
Rec	1 at Air Force (10-1-16)	1 at Air Force (10-1-16)
Rec Yds	21 at Air Force (10-1-16)	21 at Air Force (10-1-16)

GAME-BY-GAME Game (Date)	Rushing				Receiving			
	Att	Yds	TD	Avg	Rec	Yds	TD	Avg
Fordham (9-3-16)	0	0	0	0.0	0	0	0	0.0
UConn (9-10-16)	0	0	0	0.0	0	0	0	0.0
at Air Force (10-1-16)	0	0	0	0.0	1	21	0	21.0
Houston (10-8-16)	0	0	0	0.0	0	0	0	0.0
at E. Carolina (11-19-16)	0	0	0	0.0	0	0	0	0.0
at SMU (11-26-16)	0	0	0	0.0	0	0	0	0.0

#3 BRANDON JONES

LINEBACKER | SR. | 6-4 | 225 | KELLER, TEXAS

• **At Navy:** Enters the fall second on the depth chart at linebacker behind Micah Thomas ... saw action at both inside and outside linebacker in 2016 and will probably do so again this year ... has all the tools ... rangy athlete that can rush the passer or drop into coverage ... has earned three varsity letters.

• **2016:** Played in 13 games, starting four times ... produced 22 tackles, including a sack and two tackles for loss ... credited for a quarterback hurry and recovered a fumble ... made the start against LA Tech in the Armed Forces Bowl where he pitched in a career-high five tackles and recovered a fumble, the first of his career ... posted three tackles against Army ... made the start against Temple in the AAC Championship Game where he posted three tackles, including a tackle for loss ... turned in three tackles, along with a tackle for loss and sack at SMU ... missed the East Carolina game due to a death in the family ... pitched in a tackle at USF ... part of a defensive unit that caused three Houston turnovers (2 INT, 1 Fumble) that in turn led to 17 points for the Mids ... made the start at Air Force where he made one solo stop ... contributed three tackles in the win over Tulane ... made the start at striker against UConn in the conference opener where he posted a pair of tackles ... pitched in a tackle and was credited with a quarterback hurry in Navy's season-opener against Fordham.

• **2015:** Saw action in 11 games and started one ... produced 18 tackles, including 2.0 tackles for loss and a half sack on the year ... chipped in a solo tackle against Army West Point ... sat out the Houston game with an ankle injury ... made his first career start in the Mids' win at Tulsa ... turned in three tackles against the Golden Hurricane ... turned in a career-high tying four tackles against SMU, including 1.5 tackles for a loss and a half a sack ... pitched in a career-high tying four tackles, including a half a tackle for a loss against Memphis ... played one of his best games in a Navy jersey in the Mids' win over Tulane where he recorded a career-best four tackles ... pitched in a tackle at UConn ... saw extensive action in the Mids' win against East Carolina where he made one solo stop.

• **2014:** Saw action as a member of special teams in each of the last 11 contests where he produced nine tackles ... contributed a solo tackle in his first collegiate appearance against Army ... assisted on a tackle at South Alabama ... chipped in a tackle against San Jose State ... part of a defensive unit that surrendered one touchdown to VMI which was scored with 14 seconds left in the game ... pitched in a career-best three tackles against VMI ... posted two tackles against Western Kentucky ... turned in his first college tackle in the Mids' loss to Rutgers ... made his collegiate debut in Navy's win at Texas State.

• **High School / Personal:** A 2013 graduate of Keller High School, Jones attended the Naval Academy Prep School during the 2013-14 academic year ... a two-sport athlete who earned letters in football and track & field ... earned all-district honors in football his junior and senior years ... also considered Texas Tech, Arkansas and Colorado ... son of Christopher and Dietrich Jones ... majoring in economics.



JONES' CAREER STATS

Defense	Tckls	TFL-Yds	Sack-Yds	Int	PBU	FR	FF
2014	9	0-0	0-0	0	0	0	0
2015	18	2.0-7	0.5-6	0	0	0	0
2016	22	2.0-14	1.0-10	0	0	1	0
TOTALS	49	4.0-21	1.5-16	0	0	1	0

	SEASON HIGHS	CAREER HIGHS
Tackles	5 vs. LA Tech (12-23-16)	5 vs. LA Tech (12-23-16)
TFL	1.0 (2x: last vs. Temple, 12-3-16)	1.5 vs. SMU (11-14-15)
Sacks	1.0 at SMU (11-26-16)	1.0 at SMU (11-26-16)
INT	---	---
PBU	---	---
FF	---	---
FR	1 vs. LA Tech (12-23-16)	1 vs. LA Tech (12-23-16)

2017 NAVY FOOTBALL

PLAYER PROFILES

GAME-BY-GAME

Game (Date)	U-A-TT	TFL-Yds	Sacks	Int	PBU	FF	FR	Blk
at Texas State (9-13-14)	0-0-0	0-0	0-0	0	0	0	0	0
Rutgers (9-20-14)	0-1-1	0-0	0-0	0	0	0	0	0
W. Kentucky (9-27-14)	2-0-2	0-0	0-0	0	0	0	0	0
at Air Force (10-4-14)	0-0-0	0-0	0-0	0	0	0	0	0
VMI (10-11-14)	1-2-3	0-0	0-0	0	0	0	0	0
San Jose State (10-25-14)	1-0-1	0-0	0-0	0	0	0	0	0
vs. Notre Dame (11-1-14)	0-0-0	0-0	0-0	0	0	0	0	0
Georgia Southern (11-15-14)	0-0-0	0-0	0-0	0	0	0	0	0
at South Alabama (11-28-14)	0-1-1	0-0	0-0	0	0	0	0	0
vs. Army (12-13-14)	1-0-1	0-0	0-0	0	0	0	0	0
at San Diego St. (12-23-14)	0-0-0	0-0	0-0	0	0	0	0	0
East Carolina (9-19-15)	1-0-1	0-0	0-0	0	0	0	0	0
at UConn (9-26-15)	0-1-1	0-0	0-0	0	0	0	0	0
Air Force (10-3-15)	0-0-0	0-0	0-0	0	0	0	0	0
at Notre Dame (10-10-15)	0-0-0	0-0	0-0	0	0	0	0	0
Tulane (10-24-15)	2-2-4	0-0	0-0	0	0	0	0	0
USF (10-31-15)	0-0-0	0-0	0-0	0	0	0	0	0
at Memphis (11-7-15)	1-3-4	0.5-0	0-0	0	0	0	0	0
SMU (11-14-15)	2-2-4	1.5-7	0.5-6	0	0	0	0	0
at Tulsa (11-21-15)	1-2-3	0-0	0-0	0	0	0	0	0
vs. Army (12-12-15)	1-0-1	0-0	0-0	0	0	0	0	0
Pitt (12-28-15)	0-0-0	0-0	0-0	0	0	0	0	0
Fordham (9-3-16)	0-1-1	0-0	0-0	0	0	0	0	0
UConn (9-10-16)	1-1-2	0-0	0-0	0	0	0	0	0
at Tulane (9-17-16)	2-1-3	0-0	0-0	0	0	0	0	0
at Air Force (10-1-16)	1-0-1	0-0	0-0	0	0	0	0	0
Houston (10-8-16)	0-0-0	0-0	0-0	0	0	0	0	0
Memphis (10-22-16)	0-0-0	0-0	0-0	0	0	0	0	0
at USF (10-28-16)	0-1-1	0-0	0-0	0	0	0	0	0
vs. Notre Dame (11-5-16)	0-0-0	0-0	0-0	0	0	0	0	0
Tulsa (11-12-16)	0-0-0	0-0	0-0	0	0	0	0	0
at SMU (11-26-16)	2-1-3	1.0-10	1.0-10	0	0	0	0	0
Temple (12-3-16)	3-0-3	1.0-4	0-0	0	0	0	0	0
vs. Army (12-10-16)	0-3-3	0-0	0-0	0	0	0	0	0
vs. LA Tech (12-23-16)	4-1-5	0-0	0-0	0	0	0	1	0

#26 ELIJAH JONES

CORNERBACK | JR. | 5-11 | 180 | RANCHO CUCAMONGA, CALIF.

- **At Navy:** Enters the fall second on the depth chart at corner behind Jarid Ryan ... can also play safety ... has good ball skills and is a solid tackler.
- **2016:** Did not see any varsity action.
- **2015:** Did not see any varsity action.
- **High School / Personal:** A 2015 graduate of Upland High School, Jones was a four-year football letterwinner ... earned Second-Team All-Baseline League as a junior and senior and Second-Team All-Inland Valley recognition as a senior ... served as team captain his senior season ... son of James and Terri Jones ... majoring in political science, he carries a 3.10 grade point average.



#80 TERENCE LASTER

WIDE RECEIVER | SR. | 6-1 | 230 | CARY, N.C.

- **At Navy:** Enters the fall second on the depth chart at wide receiver behind Brandon Colon ... a converted outside linebacker ... outstanding blocker ... has earned one varsity letter.
- **2016:** Played in all 14 games as a member of special teams, including making his collegiate debut in the Mids' opener against Fordham ... also saw some time at wide receiver ... turned in five tackles over the course of the season ... chipped in a tackle in the win at SMU ... contributed a pair of tackles against Notre Dame.
- **2015:** Did not see any varsity action.
- **2014:** Did not see any varsity action.
- **High School / Personal:** A 2014 graduate of Panther Creek High School, Laster was a three sport standout who earned letters in football (4) and lacrosse (4) and was also on the wrestling team ... a first-team all-conference football selection as a senior who garnered honorable



mention as a junior ... named to the academic all-conference team for football from 2011-13 ... turned in 117 tackles as a senior ... earned honorable mention all-conference as a goalkeeper for the lacrosse team in 2013 ... father played football at Duke (1984-87) ... uncle, Errol Laster, played football at Bethune Cookman ... son of Terrence Laster and Carol Gibbs ... majoring in economics.

#84 CHAD LEWELLYN

WIDE RECEIVER | SR. | 6-4 | 201 | LOUISVILLE, KY.

- **At Navy:** Enters the fall third on the depth chart at wide receiver behind Tyler Carmona and Craig Scott ... excellent blocker ... has great size ... also a receiving threat ... has earned one varsity letter.
- **2016:** Saw action in four games.
- **2015:** Saw action in all 13 contests where he made one catch of 16 yards ... made his first career catch, a 16-yarder, in Navy's win at Tulsa.
- **2014:** Saw action against VMI and Georgia Southern.
- **High School / Personal:** A 2014 graduate of Christian Academy of Louisville, Lewellyn was a two sport standout who earned letters in football (4) and lacrosse (4) ... earned All-State (Ky.) honors in football his senior year and was a three-time all-district selection ... played in the Kentucky Best of the Bluegrass All-Star Game as a senior ... caught 53 passes for 742 yards and posted 139 receptions and scored 30 touchdowns over his career ... elected team captain of both the football and lacrosse teams his senior year ... named a Brine High School All-American as a midfielder on the lacrosse team ... member of the National Honor Society ... went on a two-week mission trip to Poland the summer prior to his junior year of high school where he worked at a youth sports camp ... son of Mark and Amy Lewellyn ... majoring in systems engineering.



#7 GARRET LEWIS

QUARTERBACK | JR. | 6-1 | 200 | BUHL, ALA.

- **At Navy:** Enters the fall second on the depth chart at quarterback behind Zach Abey ... was having a strong spring camp before getting injured ... has good speed ... accurate passer.
- **2016:** Did not see any varsity action.
- **2015:** Did not see any varsity action.
- **High School / Personal:** A 2014 graduate of Sipse Valley High School, Lewis attended the Naval Academy Prep School during the 2014-15 academic year ... a three-sport athlete who earned letters in baseball (3), basketball (4) and football (4) ... a four-time West Alabama All-Star, he earned Honorable Mention All-State (Ala.) honors in football as a junior ... named to the Tuscaloosa News Super 11 Team his junior year ... led the baseball team to regional titles in 2012 and '13 ... member of the National Honor Society ... son of Ray and Tonya Lewis ... majoring in economics.



#75 ROBERT LINDSEY

OFFENSIVE GUARD | SR. | 6-4 | 275 | PALM BAY, FLA.

- **At Navy:** Enters the fall listed as the starter at left guard ... missed all of last season with an injury ... moving from tackle to guard this spring after starting four games at tackle as a sophomore ... could still see time at tackle in Navy's constant search to put the best five linemen on the field ... has dropped 10 pounds since last year to help with his quickness ... has earned one varsity letter.
- **2016:** Missed the entire season with an injury.
- **2015:** A starter in four games at right tackle, he played in all 13 contests as a member of special teams ... a member of the line that helped senior OB Keenan Reynolds break numerous NCAA and school records over the course of the season ... earned his first career start in the Mids' AAC opener against East Carolina ... part of a line that allowed Navy to rush for 415 yards and throw for 41 more against the Pirates, while also helping Reynolds rush for an American Athletic Conference record five touchdowns ... for its effort against the Pirates, Navy was one of seven teams named to the Joe Moore Award Honor Roll, given to the best offensive lines of the week ... made his collegiate debut in the Mids' opener against Colgate where the line paved the way for the Mids to rush for 371 yards and five touchdowns in a 48-10 victory.
- **2014:** Did not see any varsity action.
- **High School / Personal:** A 2013 graduate of Bayside High School, Lindsey attended the Naval Academy Prep School during the 2013-14 academic year ... a three-year letterwinner who was named to the East-West Florida All-Star Team his senior year ... also named to the North-South Brevard County



2017 NAVY FOOTBALL

PLAYER PROFILES

All-Star Team ... garnered First-Team All-Space Coast honors as a senior ... also considered Florida International and Florida Atlantic ... member of the National Honor Society ... son of Steve and Beth Lindsey ... majoring in economics.

#35 WALTER LITTLE

OUTSIDE LINEBACKER | SO. | 5-11 | 200 | MOBILE, ALA.

• **At Navy:** Enters the fall third on the depth chart at outside linebacker behind Justin Norton and Jerry Thompson ... moved to outside linebacker from the secondary in the spring and was impressive ... has good speed ... will be able to drop into coverage or blitz coming off the edge.

• **2016:** Did not see any varsity action.

• **High School / Personal:** A 2015 graduate of St. Paul's Episcopal High School, Little attended the Naval Academy Prep School during the 2015-16 academic year ... a three-year football letterwinner who served as team captain his senior year ... part of the St. Paul's team that put together a 15-0 record and won the 2014 Alabama Class 5A State Championship ... son of Dr. Walter Little Jr. and Carol Carr Little ... majoring in political science.



#71 EVAN MARTIN

OFFENSIVE GUARD | SR. | 6-3 | 294 | LEE'S SUMMIT, MO.

• **At Navy:** Enters the fall as the starter at right guard after starting 14 games there last fall ... was Navy's top offensive lineman a year ago ... has great mobility for a player his size ... physical blocker at the point of attack ... has earned three varsity letters.

• **2016:** One of four Navy offensive linemen to garner All-AAC honors, he was named an honorable mention selection ... a starter in all 14 games ... the line paved the way for the Mids to finish the year ranked #1 in third down conversion pct. (54.5), #3 in passing yards per completion (19.29), #4 in rushing offense (310.1), #5 in tackles for loss allowed (4.21) and #7 in team passing efficiency (164.17) ... Navy scored 60-plus points in back-to-back games (66 at East Carolina, 75 at SMU) for just the second time in program history and the first time since 1917 ... twice this season Navy has put up 600 yards of total offense (616 at USF, 600 at SMU) after having not reached the 600-yard mark since 2008 (602 vs. Towson) ... the Mids put together three consecutive games of 500-plus yards of total offense (Tulsa, East Carolina, SMU), marking the first time in school history this has been done ... Navy topped 300 yards of rushing in seven consecutive contests (Houston, Memphis, USF, Notre Dame, Tulsa, East Carolina, SMU) ... part of an offensive effort that eclipsed 600 total yards of offense for the second time this season and recorded a season-best 496 yards on the ground at SMU ... it was the 10th-best rushing game in school history and the best since running for 512 against East Carolina on Oct. 27, 2012 ... Navy generated 75 points, the program's second most in the modern era behind the 76 points scored against East Carolina on Nov. 6, 2010 ... the 75 points are the most scored ever in an AAC conference game ... the 11 TDs by the Mids marked a modern-era record, besting the previous mark of 10 set against Princeton in 1953, North Texas in 2007 and East Carolina in 2010 ... Navy's 44-point victory marked the Mids' largest margin of victory since defeating Rice by 49 (63-14) on Oct. 10, 2009 ... the line also paved the way for Navy to have two quarterbacks rush for 100 yards each in what was a first at the Academy ... the Mids amassed 593 yards of total offense (480 rush, 113 pass) at East Carolina, extending Navy's consecutive games with 300 yards rushing to six in a row, while allowing QB Will Worth to post his sixth straight 100-yard rushing day, the most by a Navy player since Brian Madden (1999-01) when he ran his streak to seven in a row ... it also paved the way for the Mids to have two 100-yard rushers in the same game (Will Worth - 159, Shawn White - 150) for the first time this season ... Navy's 480 yards on the ground were a season high ... the Mids' 66 points against the Pirates marked the most points by Navy since defeating East Carolina, 76-35, on Nov. 6, 2010 ... the line opened up lanes against Tulsa for the Mids to put together their fifth straight 300-yard rushing performance (390 yds) ... Navy amassed 616 total yards (317 rush, 299 pass) at USF, the 11th most in program history and opened lanes for the Mids to register their third consecutive 300-yard rushing game ... it paved the way for Will Worth to break the program's total offense mark with 428 yards (129 rush, 299 pass) ... led the way for a then season-high 447 rushing yards, while the Mids produced 532 yards of total offense in a win over Memphis ... the Mids' offense rushed for 306 yards against a Houston defense that was giving up just 42.0 rushing yards per game and was ranked #1 in the country ... it was the first time the Cougars had given up triple digits in the rushing column since last year's game against Navy when the Mids rushed for 147 yards ... the 46 points scored by Navy were the most surrendered by Houston since dropping a 47-46 decision to BYU on 10-19-13 ... the Cougars' opponents were averaging just 11.2 points per game this season ... helped paved the way for the Mids to post 550 yards of total offense, including 427 on the ground, in their opener against Fordham.

• **2015:** A member of the Mids' PAT/field goal team, he saw action in all 13 contests ... played the bulk of the fourth quarter at Tulsa where he helped lead the Mids' offense to 524 yards (469R, 55P) of total offense ... part of the line paved the way for the Mids to rush for 371 yards and five touchdowns in a 48-10 victory over Colgate in the opener.

• **2014:** Made appearances in every game as a member of special teams, including making his collegiate



debut in the Mids' opener against No. 5 Ohio State.

• **High School / Personal:** A 2014 graduate of Lee's Summit West High School, Martin was a three-sport standout who earned letters in football (3), track & field (2) and wrestling (1) ... earned All-State (Mo.), first-team all-conference and all-district honors in football as a senior and second-team all-conference recognition as a junior ... earned *Kansas City Star* Honorable Mention All-Metro his senior year ... placed fourth at the state meet in the shot put his senior year, garnering All-State honors ... earned first-team all-district and all-sectional as a junior for his eighth-place effort in the shot at the state meet ... member of football teams that were crowned conference and district champs in 2012 and '13 and won the state title in '13 ... also considered Army, Air Force, Iowa State and Toledo ... member of the National Honor Society ... father, Steven Martin, played football at Missouri (1992-96) ... a nose guard and defensive tackle, the elder Martin played for seven teams (Colts, Eagles, Chiefs, Jets, Patriots, Texans and Vikings) in a nine-year NFL career ... son of Steven Martin and Van Jr. and Catherine Wiley ... majoring in political science.

#40 KEVIN MCCOY

OUTSIDE LINEBACKER | SR. | 6-4 | 222 | FAYETTEVILLE, N.C.

• **At Navy:** Enters the fall second on the depth chart at outside linebacker behind D.J. Palmore ... has put on 10 pounds since the fall ... excellent pass rusher ... has terrific speed off the edge ... has earned two varsity letters.

• **2016:** Played in eight contests where he made eight tackles ... chipped in a stolo stop against LA Tech in the Armed Forces Bowl ... turned in one tackle against Army ... chipped in a solo tackle at East Carolina ... recorded one tackle in the win over Memphis ... pitched in a pair of solo stops at Air Force ... turned in a pair of tackles in Navy's conference opener against UConn.

• **2015:** Saw action in 13 games and made one start ... caused three fumbles, the most by a Navy player since 2011 when Jabaree Tuani and Matt Brewer forced four each ... also produced 19 tackles, 3.5 tackles for a loss and 2.5 sacks on the year ... posted three tackles at Houston ... posted a pair of tackles at Tulsa ... contributed a pair of tackles in the win over SMU ... part of a defensive unit that held #15 Memphis to a season-low 20 points and snapped the Tigers' 15-game winning streak which was the third longest in the country ... turned in a tackle and a quarterback hurry against USF ... his lone tackle against Tulane resulted in a sack and a caused fumble in which the Mids recovered ... chipped in a tackle at Notre Dame ... part of a defensive unit that held Air Force scoreless in the opening half and held the Falcons to their fewest yards of total offense (277) since 2009 (240) ... held the Falcons to just 11 points, their lowest scoring out put since Notre Dame defeated them 45-10 on Oct. 26, 2013 ... the defense forced four Air Force turnovers (3 fumbles, 1 interception), marking the most turnovers forced by Navy since Sept. 10, 2011, when Western Kentucky turned the ball over five times (3 fumbles, 2 interceptions) ... posted three tackles, including 1.5 sacks for a loss of 10 yards at UConn ... it marked the first sacks of his career ... also forced a fumble and was credited with a quarterback hurry ... member of the Mids' defensive unit that combined for five sacks against the Huskies which are the most by a Navy team since 2006 against Temple (6) ... earned the start against East Carolina, where he contributed a tackle ... played a spectacular game against Colgate in the opener where he recorded five tackles, including a tackle for a loss, forced a fumble and returned a fumble 54 yards for a touchdown ... it was Navy's first fumble returned for a touchdown since Wyatt Middleton's 98-yard fumble return against Army on Dec. 11, 2010.

• **2014:** Saw action against Texas State and Western Kentucky.

• **High School / Personal:** A 2013 graduate of Douglas Byrd High School, McCoy attended the Naval Academy Prep School during the 2013-14 academic year ... a two-sport athlete who earned letters in football (2) and basketball (1) ... earned all-conference honors as a senior ... also considered Western Carolina, Appalachian State and Furman ... son of Bettie McCoy ... majoring in economics.



MCCOY'S CAREER STATS

Defense	Tckls	TFL-Yds	Sack-Yds	Int	PBU	FR	FF
2014	0	0-0	0-0	0	0	0	0
2015	19	3.5-19	2.5-17	0	0	1-54	3
2016	8	0-0	0-0	0	0	0	0
TOTALS	27	3.5-19	2.5-17	0	0	1-54	3

	SEASON HIGHS	CAREER HIGHS
Tackles	2 (2x; last at Air Force, 10-1-16)	5 vs. Colgate (9-5-15)
TFL	---	1.5 at UConn (9-26-15)
Sacks	---	1.5 at UConn (9-26-15)
INT	---	---
PBU	---	---
FF	---	1 (3x; last vs. Tulane, 10-24-15)
FR	---	1 (54, TD) vs. Colgate (9-5-15)

GAME-BY-GAME

Game (Date)	U-A-TT	TFL-Yds	Sacks	Int	PBU	FF	FR	Blk
at Texas State (9-13-14)	0-0-0	0-0	0-0	0	0	0	0	0
W. Kentucky (9-27-14)	0-0-0	0-0	0-0	0	0	0	0	0

2017 NAVY FOOTBALL

PLAYER PROFILES

Colgate (9-5-15)	3-2-5	1-0-0	0-0	0	0	1	1-54	0
E. Carolina (9-19-15)	0-1-1	0-0	0-0	0	0	0	0	0
at UConn (9-26-15)	1-2-3	1.5-10	1.5-10	0	0	1	0	0
Air Force (10-3-15)	0-0-0	0-0	0-0	0	0	0	0	0
at Notre Dame (10-10-15)	0-1-1	0-0	0-0	0	0	0	0	0
Tulane (10-24-15)	1-0-1	1.0-7	1.0-7	0	0	1	0	0
USF (10-31-15)	1-0-1	0-0	0-0	0	0	0	0	0
at Memphis (11-7-15)	0-0-0	0-0	0-0	0	0	0	0	0
SMU (11-14-15)	1-1-2	0-0	0-0	0	0	0	0	0
at Tulsa (11-21-15)	0-2-2	0-0	0-0	0	0	0	0	0
at Houston (11-27-15)	1-2-3	0-0	0-0	0	0	0	0	0
vs. Army (12-12-15)	0-0-0	0-0	0-0	0	0	0	0	0
Pitt (12-28-15)	0-0-0	0-0	0-0	0	0	0	0	0

UConn (9-10-16)	1-1-2	0-0	0-0	0	0	0	0	0
at Tulane (9-17-16)	0-0-0	0-0	0-0	0	0	0	0	0
at Air Force (10-1-16)	2-0-2	0-0	0-0	0	0	0	0	0
Memphis (10-22-16)	1-0-1	0-0	0-0	0	0	0	0	0
at E. Carolina (11-19-16)	1-0-1	0-0	0-0	0	0	0	0	0
at SMU (11-26-16)	0-0-0	0-0	0-0	0	0	0	0	0
Temple (12-3-16)	0-0-0	0-0	0-0	0	0	0	0	0
vs. Army (12-10-16)	1-0-1	0-0	0-0	0	0	0	0	0
vs. LA Tech (12-23-16)	1-0-1	0-0	0-0	0	0	0	0	0

#14 ELIJAH MERCHANT

CORNERBACK | SR. | 5-10 | 196 | HUMBLE, TEXAS

- **At Navy:** Enters the fall as the starter at corner ... started six games last year before missing six games with an injury ... has good speed and coverage skills ... has good ball skills ... has earned two varsity letters.
- **2016:** A starter in six of the eight contests in which he played ... sat out six of the last seven games - Notre Dame, Tulsa, East Carolina, SMU, Temple and Army - due to an injury ... finished the year with 19 tackles, including 1.5 tackles for loss, broke up four passes and forced a team-best three fumbles ... played one series of the Armed Forces Bowl game against LA Tech due to an injury to Jarid Ryan ... turned in four tackles at USF ... recorded four solo stops, broke up two passes (career high) and forced a fumble in the win over Memphis ... part of a defensive unit that caused three Houston turnovers (2 INT, 1 Fumble) that in turn led to 17 points for the Mids ... played a stout game against Houston where he produced a season-high five tackles, including a half a tackle for a loss of three yards ... forced a fumble and broke up a pass ... turned in a pair of tackles, including his first career tackle for a loss of six yards at Air Force ... pitched in a tackle at Tulane ... produced three tackles and forced a fumble in Navy's win over UConn in the conference opener ... part of a defensive effort that held Fordham to three field goals on the Rams' three trips to the red zone ... making his second career start and first since last year's opener against Colgate, he broke up a pass against Fordham.
- **2015:** A member of special teams, saw action in 12 games ... finished the year with 13 tackles and broke up a pass ... turned in a pair of tackles in the win over Pitt in the Military Bowl ... chipped in a tackle at Houston ... played the bulk of the fourth quarter at Tulsa and pitched in a tackle ... Returned in a pair of tackles at Notre Dame ... chipped in a tackle at UConn as a member of special teams ... turned in a career-best six tackles, all solo, and broke up a pass against Colgate in what was his first career start and only his second collegiate appearance.
- **2014:** Saw his only action against VMI.
- **High School / Personal:** A 2013 graduate of Atascocita High School, Merchant attended the Naval Academy Prep School during the 2013-14 academic year ... a two-sport athlete who earned letters in football (3) and track & field (4) ... father played football at Georgia Tech (1988-91) ... brother, Emmett, graduated from the Naval Academy in 2011 and was a starter at safety for the Midshipmen ... brother, Eshon, played football at Bowie State ... son of Emmett Merchant and Jennifer White ... majoring in economics.



MERCHANT'S CAREER STATS

Defense	Tckls	TFL-Yds	Sack-Yds	Int	PBU	FR	FF
2014	0	0-0	0-0	0	0	0	0
2015	13	0-0	0-0	0	1	0	0
2016	19	1.5-9	0-0	0	4	0	3
TOTALS	32	1.5-9	0-0	0	5	0	3

	SEASON HIGHS	CAREER HIGHS
Tackles	5 vs. Houston (10-8-16)	6 vs. Colgate (9-5-15)
TFL	1.0 at Air Force (10-1-16)	1.0 at Air Force (10-1-16)
Sacks	---	---
INT	---	---
PBU	2 vs. Memphis (10-22-16)	2 vs. Memphis (10-22-16)
FF	1 (3x; last vs. Memphis, 10-22-16)	1 (3x; last vs. Memphis, 10-22-16)
FR	---	---

GAME-BY-GAME


Game (Date)	U-A-TT	TFL-Yds	Sacks	Int	PBU	FF	FR	Blk
VMI (10-11-14)	0-0-0	0-0	0-0	0	0	0	0	0
Colgate (9-5-15)	6-0-6	0-0	0-0	0	1	0	0	0
at UConn (9-26-15)	1-0-1	0-0	0-0	0	0	0	0	0
Air Force (10-3-15)	0-0-0	0-0	0-0	0	0	0	0	0
at Notre Dame (10-10-15)	1-1-2	0-0	0-0	0	0	0	0	0
Tulane (10-24-15)	0-0-0	0-0	0-0	0	0	0	0	0
USF (10-31-15)	0-0-0	0-0	0-0	0	0	0	0	0
at Memphis (11-7-15)	0-0-0	0-0	0-0	0	0	0	0	0
SMU (11-14-15)	0-0-0	0-0	0-0	0	0	0	0	0
at Tulsa (11-21-15)	1-0-1	0-0	0-0	0	0	0	0	0
at Houston (11-27-15)	0-1-1	0-0	0-0	0	0	0	0	0
vs. Army (12-12-15)	0-0-0	0-0	0-0	0	0	0	0	0
Pitt (12-28-15)	2-0-2	0-0	0-0	0	0	0	0	0

Fordham (9-3-16)	0-0-0	0-0	0-0	0	1	0	0	0
UConn (9-10-16)	3-0-3	0-0	0-0	0	0	1	0	0
at Tulane (9-17-16)	0-1-1	0-0	0-0	0	0	0	0	0
at Air Force (10-1-16)	1-1-2	1.0-6	0-0	0	0	0	0	0
Houston (10-8-16)	4-1-5	0.5-3	0-0	0	1	1	0	0
Memphis (10-22-16)	4-0-4	0-0	0-0	0	2	1	0	0
at USF (10-28-16)	2-2-4	0-0	0-0	0	0	0	0	0
vs. LA Tech (12-23-16)	0-0-0	0-0	0-0	0	0	0	0	0

#16 BENNETT MOEHRING

KICKER | JR. | 5-9 | 180 | BENTONVILLE, ARK.

- **At Navy:** Enters the fall as Navy's starting kicker after starting every game there in 2016 ... coming off a solid sophomore campaign ... has good leg strength ... extremely accurate ... has earned one varsity letter.
- **2016:** Thought to be Navy's backup kicker at the beginning of fall camp, but a season-ending injury to senior DJ Grant-Johnson opened the door for a record-breaking season by Moehring ... made a school-record 65 (of 68) PATs in his first season as the Mids' kicker ... finished the year with 89 points on 65 PATs and eight field goals which is the third-most points scored in a single season by a Navy kicker behind Matt Harmon's 95 in 2008 and Austin Grebe's 94 in 2015 ... averaged 57.5 yards on 87 kickoffs, sending three out of bounds ... tied his career long with a 40-yard field goal against LA Tech in the Armed Forces Bowl ... tied the Navy bowl record for most PATs with 6 against LA Tech ... tied previous marks set by Tom Vanderhorst vs. Cal in the 1996 Aloha Bowl and Joey Bullen vs. Colorado State in the 2005 Poinsettia Bowl ... with a pair of PATs against Army, he broke the school record for most made PATs in a season which was previously held by Austin Grebe who made 58 in 2015 ... connected on a 28-yard field goal against the Black Knights ... made a 23-yard field goal against Temple in the AAC Championship Game and also made his lone PAT attempt ... connected on nine of his 11 PATs in the win over SMU where he had one extra-point blocked and booted another wide ... it's the second time this season he has made nine PATs in a single game and it's tied as the third most in program history ... made a 29-yard field goal at East Carolina to go along with nine PATs ... the nine PATs stands tied as the third most in program history and the most made by a Navy player since Jon Teague made 10 against East Carolina on Nov. 6, 2010 ... connected on all six PATs against Tulsa ... was 4-for-4 on extra-points in the win over Notre Dame ... made all three of his extra-points at USF and kicked off seven times (31.6) ... connected on all six PATs in the Memphis game, however, hit the left upright on his lone field goal attempt (32 yds) ... averaged 61.0 yards on seven kickoffs against the Tigers ... named the AAC Special Teams Player of the Week following his performance against Houston ... having taken just two career field goals (making one) going into the Houston game, he was 3-for-3 against the Cougars with three consecutive career-long field goals of 24, 38 and 40 yards ... his first field goal tied the game at 10, his second field goal tied it at 10 and his final field goal sealed the win ... also made all five extra-points ... was 2-for-2 on PATs at Air Force, while kicking off twice for 103 yards ... missed the first extra-point of his career on Navy's second TD against Tulane ... connected on all four of his PATs, but had his 32-yard field goal blocked in the second quarter by UConn's Foley Fatukasi ... made his collegiate debut in the Mids' opener against Fordham where he was flawless ... connected on all seven PATs and made a 23-yard field goal.



2017 NAVY FOOTBALL

PLAYER PROFILES

• **2015:** Did not see any varsity action.
 • **High School / Personal:** A 2015 graduate of Bentonville High School, Moehring was a two-sport athlete earning letters in football (3) and soccer (4) ... a two-time All-State (Ark.) and all-conference kicker who led the 2013 and '14 Bentonville football teams to the Arkansas Class 7A State Championship titles ... ranked as the #1 kicker in the country for the Class of 2015 by Chris Sailer Kicking, while Kohls Kicking ranked him #8 ... member of the Chris Sailer Top 12 ... made a 70-yard field goal in practice, while his long in a game his senior year was 49 ... a standout soccer player who was a four-time All-State and all-conference center back ... named the Arkansas Outstanding Defenseman of the Year his senior season ... led the 2014 and '15 Bentonville soccer teams to the Arkansas Class 7A State Championship titles ... member of the National Honor Society ... also received offers from Army West Point, Missouri, Tulane and Massachusetts ... brother, Hayden, is a freshman at the Naval Academy and is a kicker for the football team ... son of Barry and Cindy Moehring ... majoring in economics.

MOEHRING'S CAREER STATS

Kicking	PAT	FG	Long	Pts
2015	-- DID NOT SEE ANY ACTION --			
2016	65-68	8-10	40	89
TOTALS	65-68	8-10	40	89

Kickoffs	KO	Yds	Avg	TB	OB
2015	-- DID NOT SEE ANY ACTION --				
2016	87	5005	57.5	21	3
TOTALS	87	5005	57.5	21	3

MOEHRING'S CAREER FIELD GOAL BREAKDOWN

Year	FGM-A	Pct.	1-19	20-29	30-39	40-49	50+	Long	Blk
2015	-- DID NOT SEE ANY ACTION --								
2016	8-10	80.0	0-0	5-5	1-3	2-2	0-0	40	1
TOTAL	8-10	80.0	0-0	5-5	1-3	2-2	0-0	40	1

2016	Navy	Opponents
Fordham	(23)	(30), (23), (31)
UConn	32 Blk	(38)
at Tulane	---	45
at Air Force	---	(36), (22)
Houston	(24), (38), (40)	(39), (36)
Memphis	32	47
at USF	---	(27), 48 Blk
vs. Notre Dame	---	(39), (31)
Tulsa	---	(29), (26)
at East Carolina	(29)	(43)
at SMU	---	(26), 38
Temple	(23)	50, (48), (42)
Army	(28)	---
LA Tech	(4)	(22), (32)

• Numbers in parentheses indicate field goal was made

GAME-BY-GAME

Game (Date)	XP-A	FG-A	Lg	Pts	KO	Yds	Avg	TB	OB
Fordham (9-3-16)	7-7	1-1	23	10	9	531	59.0	3	1
UConn (9-10-16)	4-4	0-1	0	4	5	304	60.8	0	0
at Tulane (9-17-16)	1-2	0-0	0	1	4	248	62.0	1	0
at Air Force (10-1-16)	2-2	0-0	0	2	2	103	51.5	0	0
Houston (10-8-16)	5-5	3-3	40	14	6	336	56.0	1	0
Memphis (10-22-16)	6-6	0-1	0	6	7	427	61.0	2	0
at USF (10-28-16)	3-3	0-0	0	3	7	221	31.6	1	0
vs. Notre Dame (11-5-16)	4-4	0-0	0	4	5	320	64.0	2	0
Tulsa (11-12-16)	6-6	0-0	0	6	7	422	60.3	3	0
at E. Carolina (11-19-16)	9-9	1-1	29	12	11	649	59.0	4	0
at SMU (11-26-16)	9-9	0-0	0	9	9	569	63.2	3	0
Temple (12-3-16)	1-1	1-1	23	4	3	180	60.0	1	1
vs. Army (12-10-16)	2-2	1-1	28	5	4	232	58.0	0	0
vs. LA Tech (12-23-16)	6-6	1-1	40	9	8	463	57.9	0	1

#78 LAURENT NJIKI

OFFENSIVE GUARD | JR. | 6-3 | 306 | WYLIE, TEXAS

• **At Navy:** Enters the fall second on the depth chart at left guard ... has great size ... runs well for a player his size ... gained valuable experience last fall ... has earned one varsity letter.

• **2016:** A member of special teams, he saw action in every game including making his collegiate debut in Navy's opener against Fordham ... Navy scored 60-plus points in back-to-back games (66 at East Carolina, 75 at SMU) for just the second time in program history and the first time since 1917 ... twice Navy put up 600 yards of total offense (616 at USF, 600 at SMU) after having not reached the 600-yard mark since 2008 (602 vs. Towson) ... the Mids put together three consecutive games of 500-plus yards of total offense, marking the first time in school history this has been done ... Navy topped 300 yards of rushing in each of the last seven contests ... part of an offensive effort that eclipsed 600 total yards of offense for the second time this season and recorded a season-best 496 yards on the ground at SMU ... it was the 10th-best rushing game in school history and the best since running for 512 against East Carolina on Oct. 27, 2012 ... Navy generated 75 points, the program's second most in the modern era behind the 76 points scored against East Carolina on Nov. 6, 2010 ... the 75 points are the most scored ever in an AAC conference game ... the 11 TDs by the Mids marked a modern-era record, besting the previous mark of 10 set against Princeton in 1953, North Texas in 2007 and East Carolina in 2010 ... Navy's 44-point victory marked the Mids' largest margin of victory since defeating Rice by 49 (63-14) on Oct. 10, 2009 ... the line also paved the way for Navy to have two quarterbacks rush for 100 yards each in what was a first at the Academy.

• **2015:** Did not see any varsity action.

• **High School / Personal:** A 2014 graduate of Wylie High School, Njiki attended the Naval Academy Prep School during the 2014-15 academic year ... a two-sport athlete who earned letters in football (3) and track & field (1) ... a two-time First-Team All-District offensive tackle who garnered Honorable Mention All-State (Texas) honors his senior year ... a 2013 National Football Foundation Scholar ... served as the football team captain as a senior ... led the football team to the state quarterfinals his senior year ... son of Emmanuel Njiki and Shiri Ndang ... majoring in cyber operations.



#5 JUSTIN NORTON

OUTSIDE LINEBACKER | SR. | 6-2 | 190 | ROWLETT, TEXAS


• **At Navy:** Enters the fall as a starter at outside linebacker ... was pressed into duty as a starter last fall due to injuries and played very well ... rangy athlete with good size ... has good coverage skills and can come up and make the big hit in the running game ... has dropped six pounds since last year to help with his quickness ... has earned two varsity letters.

• **2016:** Played in 11 games, starting four of the last five contests ... finished the year with 22 tackles, including a tackle for loss ... also broke up a pass, intercepted a pass and was credited with a pair of OB hurries ... turned in six tackles against LA Tech in the Armed Forces Bowl ... made the start against Army and contributed a tackle ... chipped in a pair of tackles against Temple in the AAC Championship Game ... got the starting nod at SMU where he played a spectacular game in front of a hometown crowd ... intercepted his first collegiate pass and ran it back 26 yards for his first career touchdown ... recorded three tackles, including a tackle for loss ... also credited with a pass breakup and quarterback hurry ... made his first collegiate start in the Mids' win over East Carolina where he turned in a career-high eight tackles, including six solo stops ... was also credited with a quarterback hurry ... pitched in a tackle at USF ... contributed a tackle in Navy's opener against Fordham.

• **2015:** A member of special teams, he saw action in seven games and posted eight tackles and forced a fumble ... turned in three tackles in the win over SMU ... produced four tackles and forced a fumble at #15 Memphis ... chipped in his first career tackle in the Mids' win over Tulane ... made his collegiate debut against nationally-ranked Notre Dame.

• **2014:** Did not see any varsity action.

• **High School / Personal:** A 2013 graduate of Dallas Skyline High School, Norton attended the Naval Academy Prep School during the 2013-14 academic year ... attended Rowlett High School before transferring to Dallas Skyline, lettering in football at both schools ... garnered first-team all-district and all-region honors as a safety/linebacker ... led Dallas Skyline to the 5A state semifinals his junior year and the 5A region championship his senior year ... also considered Nevada ... brother, Jared, played linebacker at Texas (2006-10) ... sister, Jasmine, was an All-American and All-SEC volleyball player at Arkansas (2009-12) and capped her career as the second-most prolific attacker in program history with 1,799 career kills ... son of Gregory and Cynthia Norton ... majoring in economics.



2017 NAVY FOOTBALL

PLAYER PROFILES

NORTON'S CAREER STATS

Defense	Tckls	TFL-Yds	Sack-Yds	Int	PBU	FR	FF
2014		-- DID NOT SEE ANY ACTION --					
2015	8	0-0	0-0	0	0	0	1
2016	22	1.0-3	0-0	1-26	1	0	0
TOTALS	30	1.0-3	0-0	1-26	1	0	1

	SEASON HIGHS	CAREER HIGHS
Tackles	8 at East Carolina (11-19-16)	8 at East Carolina (11-19-16)
TFL	1.0 at SMU (11-26-16)	1.0 at SMU (11-26-16)
Sacks	---	---
INT	1 (26-yd TD) at SMU (11-26-16)	1 (26-yd TD) at SMU (11-26-16)
PBU	1 at SMU (11-26-16)	1 at SMU (11-26-16)
FF	---	1 at Memphis (11-7-15)
FR	---	---

GAME-BY-GAME

Game (Date)	U-A-TT	TFL-Yds	Sacks	Int	PBU	FF	FR	Blk
at Notre Dame (10-10-15)	0-0-0	0-0	0-0	0	0	0	0	0
Tulane (10-24-15)	1-0-1	0-0	0-0	0	0	0	0	0
USF (10-31-15)	0-0-0	0-0	0-0	0	0	0	0	0
at Memphis (11-7-15)	2-2-4	0-0	0-0	0	0	1	0	0
SMU (11-14-15)	1-2-3	0-0	0-0	0	0	0	0	0
at Tulsa (11-21-15)	0-0-0	0-0	0-0	0	0	0	0	0
at Houston (11-27-15)	0-0-0	0-0	0-0	0	0	0	0	0
Fordham (9-3-16)	0-1-1	0-0	0-0	0	0	0	0	0
at Air Force (10-1-16)	0-0-0	0-0	0-0	0	0	0	0	0
Memphis (10-22-16)	0-0-0	0-0	0-0	0	0	0	0	0
at USF (10-28-16)	0-1-1	0-0	0-0	0	0	0	0	0
vs. Notre Dame (11-5-16)	0-0-0	0-0	0-0	0	0	0	0	0
Tulsa (11-12-16)	0-0-0	0-0	0-0	0	0	0	0	0
at E. Carolina (11-19-16)	6-2-8	0-0	0-0	0	0	0	0	0
at SMU (11-26-16)	3-0-3	1.0-3	0-0	1-26	1	0	0	0
Temple (12-3-16)	1-1-2	0-0	0-0	0	0	0	0	0
vs. Army (12-10-16)	1-0-1	0-0	0-0	0	0	0	0	0
vs. LA Tech (12-23-16)	4-2-6	0-0	0-0	0	0	0	0	0

#15 NORUWA OBANOR

CORNERBACK | SO. | 6-1 | 188 | CLOVIS, CALIF.

- **At Navy:** Enters the fall third on the depth chart at cornerback ... good athlete ... has the confidence to play the position ... has good ball skills and runs well ... has dropped seven pounds since last fall to help with his speed ... has earned one varsity letter.
- **2016:** Played in nine contests, including each of the last seven as a member of special teams ... made his collegiate debut in Navy's opener against Fordham.
- **High School / Personal:** A 2015 graduate of Clovis North High School, Obanor attended the Naval Academy Prep School during the 2015-16 academic year ... a two-sport athlete who earned letters in football (3) and track & field ... member of the Clovis North football teams that won back-to-back TRAC Championships in 2014 and '15 ... also took a recruiting visit to Nevada ... son of Ben and Eki Obanor ... majoring in political science.



#47 TREY OLSEN

WIDE RECEIVER | SR. | 6-4 | 224 | ROSEVILLE, CALIF.

- **At Navy:** Enters the fall looking to provide depth ... has good size and is a solid blocker.
- **2016:** Did not see any varsity action.
- **2015:** Did not see any varsity action.
- **2014:** Did not see any varsity action.
- **High School / Personal:** A 2014 graduate of Oakmont High School, Olsen was a two-sport standout who earned letters in baseball and football ... garnered Second-Team All-State (Calif.) honors as a senior and third-time as a junior ... three-time All-Capital Valley Conference performer who was named the Capital Valley Conference Defensive Player of the Year in the league his junior year and the Capital Valley Conference Defensive Lineman of the Year his senior season ... two-time Sacramento Bee All-Metro selection ... served as football team



captain his junior and senior years ... named to the Capital Valley Conference Scholar-Athlete Team as a sophomore and senior ... also considered Air Force and Cornell ... recipient of the US Army Scholar-Athlete Award and the 2013 Presidential Scholar Award ... father played football at Oregon State ... great grandfather was in the Navy and a Pearl Harbor survivor ... paternal grandfather was a Marine and maternal grandfather win in the Army during WWII ... maternal grandmother was in the Army during the Korean War ... son of Curtis Jr. and Rose Olsen ... majoring in information technology, he has a 3.28 grade point average.

#45 D.J. PALMORE

CO-CAPTAIN | OUTSIDE LINEBACKER | SR. | 6-3 | 236 | BARTLETT, TENN.

- **At Navy:** Elected co-captain by his teammates, one of the highest honors a Navy football player can receive ... enters the fall as a starter at outside linebacker ... has been one of Navy's top players on defense in each of the last two seasons ... talented player that can drop into coverage or rush the passer ... also tough against the run ... has good speed and is tough at the point of attack ... has earned three varsity letters.
- **2016:** A starter in 12 of the 13 games in which he played ... sat out the East Carolina game with an injury ... was the team's fourth-leading tackler with 56 while leading the team in both sacks (6.0) and tackles for loss (11.5) ... also broke up four passes, was in on two QB hurries, forced a fumble and blocked a kick ... recorded three tackles, including a sack against LA Tech in the Armed Forces Bowl ... posted six tackles against Army ... turned in a pair of tackles, including a tackle for loss and broke up a pass against Temple in the AAC Championship Game ... returned to the field at SMU where he made four solo stops, including a tackle for loss, while also being credited for a pass breakup and quarterback hurry ... recorded five tackles, including a half a tackle for loss against Tulsa ... chipped in four stops in the Notre Dame win ... produced four tackles at USF ... contributed six tackles, including a career-high three tackles for a loss and a career-high tying pair of tackles against Memphis ... part of a defensive unit that caused three Houston turnovers (2 INT, 1 Fumble) that in turn led to 17 points for the Mids ... turned in six tackles, including a tackle for a loss of two yards in Navy's victory over #6 Houston ... also broke up a pass ... blocked the extra-point on Houston's fourth TD of the afternoon ... it marked the first extra-point blocked by the Mids since Chase Burge blocked an Arkansas State PAT on 11-20-10 ... contributed three tackles and broke up a pass at Air Force ... played a sensational game at Tulane where he posted a season-high seven tackles, while registering a career-high two tackles for loss and two sacks ... his second sack of the day sealed the fate of Tulane on the Green Wave's final play of their final drive ... also forced a fumble in the contest ... part of a defensive effort that held Fordham to three field goals on the Rams' three trips to the red zone ... turned in six tackles, including a career-high tying 2.0 tackles for loss and a sack.
- **2015:** A starter at the raider position in all 13 contests ... closed out the year with 36 tackles, including 5.0 tackles for loss and two sacks ... also recovered two fumbles and broke up a pass ... pitched in a pair of tackles in Navy's Military Bowl win over Pitt ... recorded three tackles, including 2.0 tackles for a loss and a sack, in the Mids' win over Army West Point ... pitched in four tackles at Houston ... recorded two tackles, including a half a sack against SMU ... part of a defensive unit that held #15 Memphis to a season-low 20 points and snapped the Tigers' 15-game winning streak which was the third longest in the country ... turned in seven tackles against the Tigers ... turned in two tackles for a loss of five yards in the win over USF ... recovered a fumble and contributed a tackle against Tulane ... registered a career-high eight tackles, including a half a sack at Notre Dame ... part of a defensive unit that held Air Force scoreless in the opening half and held the Falcons to their fewest yards of total offense (277) since 2009 (240) ... held the Falcons to just 11 points, their lowest scoring out put since Notre Dame defeated them 45-10 on Oct. 26, 2013 ... posted two tackles in the win over Air Force and recovered a fumble, the first of his career ... tallied an assisted tackle at UConn ... member of the Mids' defensive unit that combined for five sacks against the Huskies which are the most by a Navy team since 2006 against Temple (6) ... pitched in a pair of tackles, broke up a pass in Navy's win over East Carolina ... made his first collegiate start in the Mids' opener against Colgate where he contributed a pair of tackles.
- **2014:** Made appearances in five of the last seven contests, including making his collegiate debut in the Mids' win over VMI ... finished the year with seven tackles ... contributed a career-high three tackles at South Alabama ... turned in a pair of tackles against Notre Dame ... recorded the first two tackles of his career in the win over San Jose State ... part of a defensive unit that surrendered one touchdown to VMI which was scored with 14 seconds left in the game.
- **High School / Personal:** A 2014 graduate of Christian Brothers High School, Palmore was a three-sport athlete who earned letters in football (3), track & field (2) and wrestling (3) ... earned First-Team All-State (Tenn.), all-district and all-city honors as a senior ... selected to play in the Liberty Bowl All-Star Game his senior year ... paced the team with 249 tackles over his career, while posting 21 sacks, 2 interceptions and 6 fumble recoveries as a three-year starter ... served as football team captain his junior and senior years ... won the 2014 Div. 2 state heavyweight wrestling crown and was a two-time state duals champion ... also won the Div. 2 region title in the shot put his senior year and finished as the state runner-up ... also considered Air Force, Wofford and UT-Martin ... son of Darren and Terri Palmore ... majoring in economics, he earned a 3.20 grade-point average in the spring.



2017 NAVY FOOTBALL

PLAYER PROFILES

PALMORE'S CAREER STATS

Defense	Tckls	TFL-Yds	Sack-Yds	Int	PBU	FR	FF
2014	7	0-0	0-0	0	0	0	0
2015	36	5.0-23	2.0-14	0	1	2	0
2016	56	11.5-61	6.0-47	0	4	0	1
TOTALS	99	16.5-84	8.0-61	0	5	2	1

	SEASON HIGHS	CAREER HIGHS
Tackles	7 at Tulane (9-17-16)	8 at Notre Dame (10-10-15)
TFL	3.0 vs. Memphis (10-22-16)	3.0 vs. Memphis (10-22-16)
Sacks	2.0 (2x; last vs. Memphis, 10-22-16)	2.0 (2x; last vs. Memphis, 10-22-16)
INT	---	---
PBU	1 (4x; last vs. Temple, 12-3-16)	1 (5x; last Temple, 12-3-16)
FF	1 at Tulane (9-17-16)	1 at Tulane (9-17-16)
FR	---	1 (2x; last vs. Tulane, 10-24-15)

GAME-BY-GAME

Game (Date)	U-A-TT	TFL-Yds	Sacks	Int	PBU	FF	FR	Blk
VMI (10-11-14)	0-0-0	0-0	0-0	0	0	0	0	0
San Jose State (10-25-14)	1-1-2	0-0	0-0	0	0	0	0	0
vs. Notre Dame (11-1-14)	2-0-2	0-0	0-0	0	0	0	0	0
Georgia Southern (11-15-14)	0-0-0	0-0	0-0	0	0	0	0	0
at South Alabama (11-28-14)	2-1-3	0-0	0-0	0	0	0	0	0

Colgate (9-5-15)	1-1-2	0-0	0-0	0	0	0	0	0
E. Carolina (9-19-15)	2-0-2	0-0	0-0	0	1	0	0	0
at UConn (9-26-15)	0-1-1	0-0	0-0	0	0	0	0	0
Air Force (10-3-15)	1-1-2	0-0	0-0	0	0	0	1	0
at Notre Dame (10-10-15)	4-4-8	0.5-2	0.5-2	0	0	0	0	0
Tulane (10-24-15)	0-1-1	0-0	0-0	0	0	0	1	0
USF (10-31-15)	2-0-2	2.0-5	0-0	0	0	0	0	0
at Memphis (11-7-15)	3-4-7	0-0	0-0	0	0	0	0	0
SMU (11-14-15)	0-2-2	0.5-3	0.5-3	0	0	0	0	0
at Tulsa (11-21-15)	0-0-0	0-0	0-0	0	0	0	0	0
at Houston (11-27-15)	3-1-4	0-0	0-0	0	0	0	0	0
vs. Army (12-12-15)	3-0-3	2.0-13	1.0-9	0	0	0	0	0
Pitt (12-28-15)	2-0-2	0-0	0-0	0	0	0	0	0

Fordham (9-3-16)	3-3-6	2.0-6	1.0-4	0	0	0	0	0
UConn (9-10-16)	0-0-0	0-0	0-0	0	0	0	0	0
at Tulane (9-17-16)	5-2-7	2.0-16	2.0-16	0	0	1	0	0
at Air Force (10-1-16)	1-2-3	0-0	0-0	0	1	0	0	0
Houston (10-8-16)	3-3-6	1.0-2	0-0	0	1	0	0	1
Memphis (10-22-16)	5-1-6	3.0-26	2.0-23	0	0	0	0	0
at USF (10-28-16)	3-1-4	0-0	0-0	0	0	0	0	0
vs. Notre Dame (11-5-16)	1-3-4	0-0	0-0	0	0	0	0	0
Tulsa (11-12-16)	2-3-5	0.5-1	0-0	0	0	0	0	0
at SMU (11-26-16)	4-0-4	1.0-3	0-0	0	1	0	0	0
Temple (12-3-16)	2-0-2	1.0-3	0-0	0	1	0	0	0
vs. Army (12-10-16)	4-2-6	0-0	0-0	0	0	0	0	0
vs. LA Tech (12-23-16)	3-0-3	1.0-4	1.0-4	0	0	0	0	0

#10 MALCOLM PERRY

SLOT BACK | SO. | 5-9 | 185 | CLARKSVILLE, TENN.

- **At Navy:** Enters the fall as a starter at slot back ... moved from quarterback to slot back in the spring ... could always move back to quarterback if necessary ... dynamic with the ball in his hands ... has blazing speed ... very smart football player ... has earned one varsity letter.
- **2016:** Played in three games, two at quarterback and one at slot back ... carried the ball nine times for 73 yards and a TD on the year ... spelled starting QB Zach Abey on the Mids' final series against LA Tech in the Armed Forces Bowl, carrying the ball once for a 30-yard TD ... it was the longest run of his career and also his first collegiate TD ... saw action in the fourth quarter of the SMU game at slot back where he carried the ball once for a gain of 13 yards ... made his collegiate debut in Navy's opener against Fordham after starter Tago Smith sustained a torn ACL in the second quarter ... did not dress for the game after missing the first three days of practice and playing in the JV game a day prior ... cheering his teammates on, he was pulled out of the stands and dressed by the start of the second half ... entered the game with 38 seconds left in the third quarter and played the entire fourth quarter ... carried the ball seven times for 30 yards and featured a long run of 16 yards ... led a 90-yard drive that ended with a 23-yard field goal by Bennett Moehring.



- **High School / Personal:** A 2015 graduate of Kenwood High School, Perry attended the Naval Academy Prep School during the 2015-16 academic year ... two-time All-State (Tenn.) selection who was twice named the county MVP ... named District 10 MVP and was awarded The Legends Bank/Leaf-Chronicle All Area Player of the Year ... also received offers from Army West Point and Air Force ... his parents both served in the Army, a combined 40 years ... son of Malcolm and Bonny Perry ... majoring in economics.

PERRY'S CAREER STATS

Passing	Cmp	Att	Pct	Yds	Int	TD
2016	0	0	00.0	0	0	0
TOTALS	0	0	00.0	0	0	0

Rushing	Att	Yds	Avg	TD	Long	100-Yd
2016	9	73	8.1	0	30	0
TOTALS	9	73	8.1	0	30	0

	SEASON HIGHS	CAREER HIGHS
Carries	7 vs. Fordham (9-3-16)	7 vs. Fordham (9-3-16)
Rush Yds	30 (2x; last vs. LA Tech, 12-23-16)	30 (2x; last vs. LA Tech, 12-23-16)
Rush TDs	30 vs. LA Tech (12-23-16)	30 vs. LA Tech (12-23-16)
Pass Comp	---	---
Pass Att	---	---
Pass Yds	---	---
Pass TDs	---	---

GAME-BY-GAME

Game (Date)	Cmp	Att	Int	Yds	TD	Att	Yds	TD	Avg
Fordham (9-3-16)	0	0	0	0	0	7	30	0	4.3
at SMU (11-26-16)	0	0	0	0	0	1	13	0	13.0
LA Tech (12-23-16)	0	0	0	0	0	1	30	1	30.0

#44 MICHAEL PIFER

LONG SNAPPER | SO. | 6-3 | 226 | JEANNETTE, PA.

- **At Navy:** Enters the fall second on the depth chart at long snapper ... has great size ... performed well during spring practice.
- **2016:** Did not see any varsity action.
- **High School / Personal:** A 2015 graduate of Penn Trafford High School, Pifer attended the Naval Academy Prep School during the 2015-16 academic year ... a two-sport athlete who earned letters in football (3) and wrestling (3) ... ranked #6 nationally as a long snapper in 2015 by Kohls Kicking and #5 Kornblue Kicking ... also received offers from Penn State, West Virginia and Pitt ... grandfather, David Pifer, played football at New Mexico ... son of Kurt Pifer and Mark "Moe" and Jill DeNillo ... majoring in operations research, he carries a 3.00 grade-point average.



#99 JACKSON PITTMAN

NOSE GUARD | SO. | 6-3 | 304 | ANTIOCH, TENN.

- **At Navy:** Enters the fall as the starter at nose guard ... coming off a solid freshman campaign that saw him play in all 14 games ... has great size ... can move well for a big man ... has dropped 11 pounds since last year to help with his quickness off the ball ... will force teams to double team him, which should make life easier for the linebackers ... has earned one varsity letter.
- **2016:** Made appearances in all 14 contests where he produced 11 tackles, including one tackle for a loss and two forced fumbles ... chipped in a tackle for loss against LA Tech in the Armed Forces Bowl and forced a fumble for the second consecutive game ... recorded a career-high three tackles against Army and forced his first collegiate fumble ... turned in a tackle against Notre Dame ... assisted on a tackle in the win over Memphis ... part of a defensive unit that caused three Houston turnovers (2 INT, 1 Fumble) that in turn led to 17 points for the Mids ... recorded two tackles against the Cougars ... pitched in a pair of tackles at Air Force ... part of a defensive effort that held Fordham to three field goals on the Rams' three trips to the red zone ... chipped in a solo tackle.
- **High School / Personal:** A 2015 graduate of Brentwood Academy, Pittman attended the Naval Academy Prep School during the 2015-16 academic year ... a two-sport athlete who earned letters in football (4) and track & field (3) ... two-time First-Team All-State (Tenn.) and First-Team All-Region football selection ... also earned First-Team All-Mid State honors as a senior and was a finalist for Mr. Football Lineman of the Year in Tennessee ... member of the Tennessee East-West All-Star Team ... hails from the same hometown as former Navy football quarterback Keenan Reynolds ... father played football at Middle Tennessee State ... son of Jack Jr. and Jan Pittman ... majoring in history.



2017 NAVY FOOTBALL

PLAYER PROFILES

PITTMAN'S CAREER STATS

Defense	Tckls	TFL-Yds	Sack-Yds	Int	PBU	FR	FF
2016	11	1.0-5	0-0	0	0	0	2
TOTALS	11	1.0-5	0-0	0	0	0	2

	SEASON HIGHS	CAREER HIGHS
Tackles	3 vs. Army (12-10-16)	3 vs. Army (12-10-16)
TFL	1.0 vs. LA Tech (12-23-16)	1.0 vs. LA Tech (12-23-16)
FF	1 (2x: last vs. LA Tech, 12-23-16)	1 (2x: last vs. LA Tech, 12-23-16)

GAME-BY-GAME

Game (Date)	U-A-TT	TFL-Yds	Sacks	Int	PBU	FF	FR	Blk
Fordham (9-3-16)	1-0-1	0-0	0-0	0	0	0	0	0
UConn (9-10-16)	0-0-0	0-0	0-0	0	0	0	0	0
at Tulane (9-17-16)	0-0-0	0-0	0-0	0	0	0	0	0
at Air Force (10-1-16)	1-1-2	0-0	0-0	0	0	0	0	0
Houston (10-8-16)	0-2-2	0-0	0-0	0	0	0	0	0
Memphis (10-22-16)	0-1-1	0-0	0-0	0	0	0	0	0
at USF (10-28-16)	0-0-0	0-0	0-0	0	0	0	0	0
vs. Notre Dame (11-5-16)	0-1-1	0-0	0-0	0	0	0	0	0
Tulsa (11-12-16)	0-0-0	0-0	0-0	0	0	0	0	0
at E. Carolina (11-19-16)	0-0-0	0-0	0-0	0	0	0	0	0
at SMU (11-26-16)	0-0-0	0-0	0-0	0	0	0	0	0
Temple (12-3-16)	0-0-0	0-0	0-0	0	0	0	0	0
vs. Army (12-10-16)	2-1-3	0-0	0-0	0	0	1	0	0
vs. LA Tech (12-23-16)	1-0-1	1.0-5	0-0	0	0	1	0	0

#90 JARVIS POLU

DEFENSIVE END | JR. | 6-3 | 292 | LAS VEGAS, NEV.

• **At Navy:** Enters the fall as a starter at defensive end ... can also move inside when needed and play nose guard ... strong player that can play the run and rush the passer ... has good quickness coming off the ball ... has earned two varsity letters.

• **2016:** A starter in every game, he finished the year with 53 tackles, 3.0 sacks and 4.0 tackles for loss ... also broke up a pair of passes and was credited with two QB hurries ... turned in two tackles, including a sack for a loss of 13 yards against LA Tech in the Armed Forces Bowl ... produced a career-high nine tackles against Army ... recorded three tackles and was credited with a QB hurry against Temple in the AAC Championship Game ... tallied four solo stops in the win at East Carolina ... registered four tackles, including three solo stops, against Tulsa ... posted four tackles and credited with a quarterback hurry in Navy's win over Notre Dame ... turned in a career-high tying six tackles at USF and batted down a pass ... chipped in a pair of tackles against Memphis ... part of a defensive unit that caused three Houston turnovers (2 INT, 1 Fumble) that in turn led to 17 points for the Mids ... posted five tackles, including a sack for a loss of two yards against the Cougars ... also batted down a pass ... turned in six tackles at Air Force ... posted a pair of tackles at Tulane ... contributed a tackle in Navy's conference opener against UConn ... made his first collegiate start in Navy's opener against Fordham ... part of a defensive effort that held Fordham to three field goals on the Rams' three trips to the red zone ... produced five tackles, including 2.0 tackles for loss and a sack.

• **2015:** Saw action in all 13 games where he posted five tackles, one tackle for a loss and one sack ... also broke up a pass ... chipped in a solo tackle in the win over Pitt in the Military Bowl ... produced his first collegiate sack in Navy's win over Army West Point ... contributed a solo tackle at Houston ... broke up a pass, his first, in the win over Tulane ... made his collegiate debut in the Mids' opener against Colgate where he chipped in a pair of tackles.

• **High School / Personal:** A 2014 graduate of Liberty High School, Polu attended the Naval Academy Prep School during the 2014-15 academic year ... a two-sport athlete who earned letters in football (4) and track & field (2) ... earned First-Team All-State and first-team all-league honors as a senior ... named the Nevada Defensive Player of the Year ... a Poly All-American, as well as a Blue and Grey All-American ... regional qualifier in shot put and discus ... graduated with honors ... also received offers from Army West Point, Wisconsin, Duke, Utah, Utah State, Colorado, Colorado State, San Diego State, UNLV and Washington State ... brother, Justin, played football at UNLV ... son of To'oto'oali'i and Seepa Polu ... majoring in economics.

POLU'S CAREER STATS

Defense	Tckls	TFL-Yds	Sack-Yds	Int	PBU	FR	FF
2015	5	1.0-9	1.0-9	0	1	0	0
2016	53	4.0-21	3.0-17	0	2	0	0
TOTALS	58	5.0-30	4.0-26	0	3	0	0



	SEASON HIGHS	CAREER HIGHS
Tackles	9 vs. Army (12-10-16)	9 vs. Army (12-10-16)
TFL	1.0 vs. Houston (10-8-16)	1.0 (2x: last vs. Houston, 10-8-16)
Sacks	1.0 vs. Houston (10-8-16)	1.0 (2x: last vs. Houston, 10-8-16)
PBU	1 (2x: last at USF, 10-28-16)	1 (3x: last at USF, 10-28-16)

GAME-BY-GAME

Game (Date)	U-A-TT	TFL-Yds	Sacks	Int	PBU	FF	FR	Blk
Colgate (9-5-15)	2-0-2	0-0	0-0	0	0	0	0	0
E. Carolina (9-19-15)	0-0-0	0-0	0-0	0	0	0	0	0
at UConn (9-26-15)	0-0-0	0-0	0-0	0	0	0	0	0
Air Force (10-3-15)	0-0-0	0-0	0-0	0	0	0	0	0
at Notre Dame (10-10-15)	0-0-0	0-0	0-0	0	0	0	0	0
Tulane (10-24-15)	0-0-0	0-0	0-0	0	1	0	0	0
USF (10-31-15)	0-0-0	0-0	0-0	0	0	0	0	0
at Memphis (11-7-15)	0-0-0	0-0	0-0	0	0	0	0	0
SMU (11-14-15)	0-0-0	0-0	0-0	0	0	0	0	0
at Tulsa (11-21-15)	0-0-0	0-0	0-0	0	0	0	0	0
at Houston (11-27-15)	1-0-1	0-0	0-0	0	0	0	0	0
vs. Army (12-12-15)	1-0-1	1.0-9	1.0-9	0	0	0	0	0
Pitt (12-28-15)	1-0-1	0-0	0-0	0	0	0	0	0

Fordham (9-3-16)	4-1-5	2.0-7	1.0-3	0	0	0	0	0
UConn (9-10-16)	0-1-1	0-0	0-0	0	0	0	0	0
at Tulane (9-17-16)	2-0-2	0-0	0-0	0	0	0	0	0
at Air Force (10-1-16)	3-3-6	0-0	0-0	0	0	0	0	0
Houston (10-8-16)	3-2-5	1.0-2	1.0-2	0	1	0	0	0
Memphis (10-22-16)	1-1-2	0-0	0-0	0	0	0	0	0
at USF (10-28-16)	2-4-6	0-0	0-0	0	1	0	0	0
vs. Notre Dame (11-5-16)	1-3-4	0-0	0-0	0	0	0	0	0
Tulsa (11-12-16)	3-1-4	0-0	0-0	0	0	0	0	0
at E. Carolina (11-19-16)	4-0-4	0-0	0-0	0	0	0	0	0
at SMU (11-26-16)	0-0-0	0-0	0-0	0	0	0	0	0
Temple (12-3-16)	1-2-3	0-0	0-0	0	0	0	0	0
vs. Army (12-10-16)	4-5-9	0-0	0-0	0	0	0	0	0
vs. LA Tech (12-23-16)	2-0-2	1.0-13	1.0-13	0	0	0	0	0

#85 RONNIE QUERRY

LONG SNAPPER | SR. | 6-1 | 208 | GILBERT, ARIZ.


• **At Navy:** Enters the fall as Navy's starting long snapper ... had a solid spring and coaches are confident in his ability.

• **2016:** Made his first career appearance in the Mids' win at SMU.

• **2015:** Did not see any varsity action.

• **2014:** Did not see any varsity action.

• **High School / Personal:** A 2013 graduate of Basha High School, Querry attended the Naval Academy Prep School during the 2013-14 academic year ... a two-sport athlete who earned letters in baseball (2) and football (2) ... a two-time all-city selection at both tight end and long snapper ... earned all-city honors as an outfielder on the baseball team ... served as team captain for both football and baseball as a senior ... also considered Cornell and Northern Arizona ... father played baseball at Malone College ... son of Ron Jr. and Rachel Querry ... majoring in economics, he carries a 3.21 grade-point average.



#73 MICHAEL RAIFORD

OFFENSIVE TACKLE | SR. | 6-6 | 302 | STOCKBRIDGE, GA.

• **At Navy:** Enters the fall third on the depth chart at left tackle ... came to Navy as a defensive lineman ... one of Navy's biggest players ... has seen most of his playing time the last three years on special teams ... has dropped seven pounds since last year to help with his mobility ... has earned three varsity letters.

• **2016:** A member of special teams, he played in all 14 contests.

• **2015:** A member of the Mids' special teams, he saw action in 11 games ... closed out the year with three tackles, including a half a tackle for loss and half a sack ... recorded his first career sack on his lone tackle at UConn ... member of the Mids' defensive unit that combined for five sacks against the Huskies which are the most by a Navy team since 2006 against Temple (6) ... made a solo stop in Navy's league opener against East Carolina ... pitched in a tackle in the Mids' season-opening win over Colgate.



2017 NAVY FOOTBALL

PLAYER PROFILES

- **2014:** A member of the Mids' special teams, he saw action in every game including making his collegiate debut in the opener against fifth-ranked Ohio State ... part of a defensive unit that surrendered one touchdown to VMI which was scored with 14 seconds left in the game ... contributed a pair of tackles against the Keydets.
- **High School / Personal:** A 2013 graduate of Heritage High School, Raiford attended the Naval Academy Prep School during the 2013-14 academic year ... lettered two years in football ... also considered Appalachian State ... played tuba in the band before starting to play football his junior year ... son of the late Garland Jr. and Connie Raiford ... majoring in economics.

#2 JARID RYAN

SAFETY | JR. | 5-11 | 198 | GLEN BURNIE, MD.

- **At Navy:** Enters the fall as a starter at safety after starting all 14 games at corner in the fall ... coming off a solid sophomore campaign ... exceptional athlete who was also a talented basketball player in high school ... has earned one varsity letter.
- **2016:** Played in all 14 contests, making starts in each of the last five games ... turned in 27 tackles, broke up three passes and forced a pair of fumbles over the course of the season ... contributed a career-high tying six tackles and forced a fumble against LA Tech in the Armed Forces Bowl ... posted a pair of solo tackles and forced a fumble against Army ... turned in two tackles and broke up a pass against Temple in the AAC Championship Game ... started his second consecutive game and turned in a career-high six tackles at SMU ... made his first career start at East Carolina where he posted a pair of tackles ... contributed a career-high three tackles and broke up a pass against Tulsa ... turned in a tackle at USF ... made a solo stop against Memphis ... part of a defensive unit that caused three Houston turnovers (2 INT, 1 Fumble) that in turn led to 17 points for the Mids ... contributed a pass breakup, the first of his career, against the Cougars ... posted a tackle on special teams at Air Force ... turned in a pair of tackles against UConn in the conference opener ... made his collegiate debut in Navy's opener against Fordham where he contributed a solo tackle.
- **2015:** Did not see any varsity action.
- **High School / Personal:** A 2014 graduate of Severn School, Ryan attended the Naval Academy Prep School during the 2014-15 academic year ... a three-sport athlete who earned letters in basketball, football and track & field ... a two-time All-State (Md.), all-county and all-conference football player who also served as team captain ... a three-time all-county and all-conference point guard at Severn School who picked up All-State recognition his senior year ... served as the basketball team captain three years ... won the B Conference and MIAA A Conference high jump titles in 2013 ... son of Jeffrey and Sharrone Ryan ... majoring in economics.



RYAN'S CAREER STATS

Defense	Tckls	TFL-Yds	Sack-Yds	Int	PBU	FR	FF
2015	-- DID NOT SEE ANY ACTION --						
2016	27	0-0	0-0	0	3	0	2
TOTALS	27	0-0	0-0	0	3	0	2

	SEASON HIGHS	CAREER HIGHS
Tackles	6 (2x: last vs. LA Tech, 12-23-16)	6 (2x: last vs. LA Tech, 12-23-16)
PBU	1 (3x: last vs. Temple, 12-3-16)	1 (3x: last vs. Temple, 12-3-16)
FF	2 (2x: last vs. LA Tech, 12-23-16)	2 (2x: last vs. LA Tech, 12-23-16)
FR	---	---

GAME-BY-GAME

Game (Date)	U-A-TT	TFL-Yds	Sacks	Int	PBU	FF	FR	Blk
Fordham (9-3-16)	1-0-1	0-0	0-0	0	0	0	0	0
UConn (9-10-16)	2-0-2	0-0	0-0	0	0	0	0	0
at Tulane (9-17-16)	0-0-0	0-0	0-0	0	0	0	0	0
at Air Force (10-1-16)	1-0-1	0-0	0-0	0	0	0	0	0
Houston (10-8-16)	0-0-0	0-0	0-0	0	1	0	0	0
Memphis (10-22-16)	1-0-1	0-0	0-0	0	0	0	0	0
at USF (10-28-16)	1-0-1	0-0	0-0	0	0	0	0	0
vs. Notre Dame (11-5-16)	0-0-0	0-0	0-0	0	0	0	0	0
Tulsa (11-12-16)	2-1-3	0-0	0-0	0	1	0	0	0
at E. Carolina (11-19-16)	1-1-2	0-0	0-0	0	0	0	0	0
at SMU (11-26-16)	5-1-6	0-0	0-0	0	0	0	0	0
Temple (12-3-16)	2-0-2	0-0	0-0	0	1	0	0	0
vs. Army (12-10-16)	2-0-2	0-0	0-0	0	0	1	0	0
vs. LA Tech (12-23-16)	4-2-6	0-0	0-0	0	0	1	0	0

#60 T.J. SALU

OFFENSIVE GUARD | SO. | 6-2 | 291 | PORTLAND, ORE.

- **At Navy:** Enters the fall battling Steve Satchell for second on the depth chart at right guard behind Evan Martin ... has a ton of ability ... has good quickness and size ... coaches are excited about his potential.
- **2016:** Did not see any varsity action.
- **High School / Personal:** A 2015 graduate of Central Catholic High School, Salu attended the Naval Academy Prep School during the 2015-16 academic year ... a four-year football letterwinner, he led Central Catholic to back-to-back Oregon Class 6A State Championships in 2013 (14-0) and 2014 (13-1) ... two-time first-team all-league selection who earned First-Team All-State (Ore.) honors as a senior and second team as a junior ... named a Polynesian All-American his senior year ... a 2014 National Football Foundation Scholarship recipient ... served as team captain his senior year ... received offers from Portland State, Sacramento State and San Diego ... high school teammate of Navy sophomore kicker/punter Owen White ... son of Ace and Paula Salu ... both graduates of Portland State, father played football (defensive end) and mother played softball ... brother, Nate, is a sophomore safety at Portland State ... majoring in political science.



#64 STEVE SATCHELL

OFFENSIVE GUARD | JR. | 6-4 | 296 | FRANKLIN, TENN.

- **At Navy:** Enters the fall even with T.J. Salu for second on the depth chart at right guard behind Evan Martin ... saw valuable playing time last fall on special teams ... has great size ... hard-nosed player that plays to the whistle ... has earned one varsity letter.
- **2016:** Played in 13 contests as a member of special teams, including making his collegiate debut in Navy's opener against Fordham.
- **2015:** Did not see any varsity action.
- **High School / Personal:** A 2014 graduate of Independence High School, Satchell attended the Naval Academy Prep School during the 2014-15 academic year ... a two-year letterwinner who earned All-District honors as a junior and senior ... played in the Kentucky-Tennessee Border Bowl his senior year ... elected team captain his senior season ... also competed in basketball, soccer, track & field and wrestling ... his uncle, grandfather, great grandfather and two great uncles served in the Navy ... son of Rich and Lisa Satchell ... majoring in history.



#91 TYLER SAYLES

DEFENSIVE END | SR. | 6-2 | 257 | CORAL SPRINGS, FLA.

- **At Navy:** Enters the fall as Navy's starting right defensive end ... has put on 15 pounds ... athletic player who can rush the passer ... has good instincts ... solid against the run ... has earned one varsity letter.
- **2016:** Made appearances in all 14 contests ... finished the year with 15 tackles, including a pair of sacks, one QB hurry, a fumble recovery and two forced fumbles ... pitched in a tackle against LA Tech in the Armed Forces Bowl ... turned in a solo tackle and forced a fumble against Army ... credited with a QB hurry against Temple in the AAC Championship Game ... produced a pair of tackles in the win at SMU ... turned in a tackle at East Carolina ... posted a solo tackle in the win over Tulsa ... chipped in a tackle against Notre Dame ... turned in a pair of solo tackles at USF ... registered a sack in his lone tackle of the game against Memphis and recovered the Tigers' only turnover of the contest ... it was his first career fumble recovery ... part of a defensive unit that caused three Houston turnovers (2 INT, 1 Fumble) that in turn led to 17 points for the Mids ... his lone tackle of the Houston game was a sack for two yards ... forced a Greg Ward Jr. fumble that was recovered by teammate Patrick Forrestal ... it was Sayles' first career forced fumble ... posted a career-best two tackles at Air Force ... chipped in a solo tackle at Tulane ... contributed a tackle in the Mids' win over Fordham in the opener.
- **2015:** Played in six games, including the final five games of the season ... recorded a sack against Tulane.
- **2014:** Did not see any varsity action.
- **High School / Personal:** A 2014 graduate of Deerfield Beach High School, Sayles was a three-year letterwinner at defensive end ... an all-county selection his senior year, he was the recipient of the Brian Piccolo Award ... turned in 50 tackles, including 15 tackles for loss and 11.5 sacks ... led Deerfield Beach to the district championship his senior year behind a 10-0 record ... served as team captain his senior season ... also considered Florida International, Dartmouth and Yale ... heavily involved in community service, he has volunteered his time with the Special Olympics ... member of the National Honor Society ... son of Percy and Susan Sayles ... majoring in economics, he has a 3.13 grade-point average.



2017 NAVY FOOTBALL

PLAYER PROFILES

SAYLES' CAREER STATS

Defense	Tckls	TFL-Yds	Sack-Yds	Int	PBU	FR	FF
2014	-- DID NOT SEE ANY ACTION --						
2015	1	0-0	1.0-3	0	0	0	0
2016	15	2.0-3	2.0-3	0	0	1	2
TOTALS	16	2.0-3	3.0-6	0	0	1	2

	SEASON HIGHS	CAREER HIGHS
Tackles	2 (3x: last at SMU, 11-26-16)	2 (3x: last at SMU, 11-26-16)
TFL	1.0 (2x: last vs. Memphis, 10-22-16)	1.0 (2x: last vs. Memphis, 10-22-16)
Sacks	1.0 (2x: last vs. Memphis, 10-22-16)	1.0 (3x: last vs. Memphis, 10-22-16)
INT	---	---
PBU	---	---
FF	1 (2x: last vs. Army, 12-10-16)	1 (2x: last vs. Army, 12-10-16)
FR	1 vs. Memphis (10-22-16)	1 vs. Memphis (10-22-16)

GAME-BY-GAME

Game (Date)	U-A-TT	TFL-Yds	Sacks	Int	PBU	FF	FR	Blk
Tulane (10-24-15)	1-0-1	0-0	1.0-3	0	0	0	0	0
SMU (11-14-15)	0-0-0	0-0	0-0	0	0	0	0	0
at Tulsa (11-21-15)	0-0-0	0-0	0-0	0	0	0	0	0
at Houston (11-27-15)	0-0-0	0-0	0-0	0	0	0	0	0
vs. Army (12-12-15)	0-0-0	0-0	0-0	0	0	0	0	0
Pitt (12-28-15)	0-0-0	0-0	0-0	0	0	0	0	0
Fordham (9-3-16)	0-1-1	0-0	0-0	0	0	0	0	0
at Tulane (9-17-16)	1-0-1	0-0	0-0	0	0	0	0	0
at Air Force (10-1-16)	1-1-2	0-0	0-0	0	0	0	0	0
Houston (10-8-16)	1-0-1	1.0-2	1.0-2	0	0	1	0	0
Memphis (10-22-16)	1-0-1	1.0-1	1.0-1	0	0	0	1	0
at USF (10-28-16)	2-0-2	0-0	0-0	0	0	0	0	0
vs. Notre Dame (11-5-16)	0-1-1	0-0	0-0	0	0	0	0	0
Tulsa (11-12-16)	1-0-1	0-0	0-0	0	0	0	0	0
at E. Carolina (11-19-16)	0-1-1	0-0	0-0	0	0	0	0	0
at SMU (11-26-16)	2-0-2	0-0	0-0	0	0	0	0	0
Temple (12-3-16)	0-0-0	0-0	0-0	0	0	0	0	0
vs. Army (12-10-16)	1-0-1	0-0	0-0	0	0	1	0	0
vs. LA Tech (12-23-16)	0-1-1	0-0	0-0	0	0	0	0	0

#82 CRAIG SCOTT

WIDE RECEIVER | SR. | 6-2 | 189 | KANSAS CITY, MO.

• **At Navy:** Enters the fall second on the depth chart at wide receiver behind Tyler Carmona ... one of the faster players on the team ... has improved his blocking ... has an opportunity to be a big play wide receiver for the Mids this fall ... has earned two varsity letters.

• **2016:** Played in 12 contests, earning his lone start of the year against Houston ... missed the SMU and Temples games with an injury ... returned six punts on the year for 63 yards and a 10.5 average ... caught just one pass in 2016 for a gain of seven yards ... returned one punt at East Carolina for 16 yards ... returned one punt for 10 yards in the win over Tulsa ... caught his first pass of the season for a seven-yard gain at Tulane ... returned one punt for a career-long 20 yards against UConn in the conference opener ... returned his first career punt for 18 yards against Fordham in the season opener.

• **2015:** Saw action in all 13 contests and caught two passes for 38 yards ... caught a five-yard pass in the win over Tulane ... caught his first collegiate pass, a 33-yarder, in the Air Force game ... made his collegiate debut in the Mids' win over Colgate in the opener.

• **2014:** Did not see any varsity action.

• **High School / Personal:** A 2013 graduate of Park Hill South High School, Scott attended the Naval Academy Prep School during the 2013-14 academic year ... an All-State (Mo.) wide receiver who was the recipient of the 2013 Otis Taylor Award presented to the best wide receiver in the state of Missouri ... served as team captain his senior year ... led Park Hill South to the conference and district title his senior season ... also considered Oklahoma State, Iowa State, Kansas, Idaho, Arkansas and Missouri ... son of Craig St. and LaKeasha Scott ... majoring in economics.



SCOTT'S CAREER STATS

Rushing	Att	Yds	Avg	TD	Long	100-Yd
2014	-- DID NOT SEE ANY ACTION --					
2015	0	0	0.0	0	0	0
2016	0	0	0.0	0	0	0
TOTALS	0	0	0.0	0	0	0

Receiving	Rec	Yds	Avg	TD	Long	100-Yd
2014	-- DID NOT SEE ANY ACTION --					
2015	2	38	19.0	0	33	0
2016	1	7	7.0	0	7	0
TOTALS	3	45	15.0	0	33	0

Punt Return	Att	Yds	Avg	TD	Long
2014	-- DID NOT SEE ANY ACTION --				
2015	0	0	0.0	0	0
2016	6	63	10.5	0	20
TOTALS	6	63	10.5	0	20

	SEASON HIGHS	CAREER HIGHS
Rec	1 at Tulane (9-17-16)	1 (3x: last at Tulane, 9-17-16)
Rec Yds	7 at Tulane (9-17-16)	33 vs. Air Force (10-3-15)
Punt Returns	1 (6x: last at E. Carolina, 11-19-16)	1 (6x: last at E. Carolina, 11-19-16)
Punt Ret Yds	20 vs. UConn (9-10-16)	20 vs. UConn (9-10-16)
Long	20 vs. UConn (9-10-16)	20 vs. UConn (9-10-16)

GAME-BY-GAME	Rushing				Receiving			
Game (Date)	Att	Yds	TD	Avg	Rec	Yds	TD	Avg
Colgate (9-5-15)	0	0	0	0.0	0	0	0	0.0
East Carolina (9-19-15)	0	0	0	0.0	0	0	0	0.0
at UConn (9-26-15)	0	0	0	0.0	0	0	0	0.0
Air Force (10-3-15)	0	0	0	0.0	1	33	0	33.0
at Notre Dame (10-10-15)	0	0	0	0.0	0	0	0	0.0
Tulane (10-24-15)	0	0	0	0.0	1	5	0	5.0
USF (10-31-15)	0	0	0	0.0	0	0	0	0.0
at Memphis (11-7-15)	0	0	0	0.0	0	0	0	0.0
SMU (11-14-15)	0	0	0	0.0	0	0	0	0.0
at Tulsa (11-21-15)	0	0	0	0.0	0	0	0	0.0
at Houston (11-27-15)	0	0	0	0.0	0	0	0	0.0
vs. Army (12-12-15)	0	0	0	0.0	0	0	0	0.0
Pitt (12-28-15)	0	0	0	0.0	0	0	0	0.0

Fordham (9-3-16)	0	0	0	0.0	0	0	0	0.0
UConn (9-10-16)	0	0	0	0.0	0	0	0	0.0
at Tulane (9-17-16)	0	0	0	0.0	1	7	0	7.0
at Air Force (10-1-16)	0	0	0	0.0	0	0	0	0.0
Houston (10-8-16)	0	0	0	0.0	0	0	0	0.0
Memphis (10-22-16)	0	0	0	0.0	0	0	0	0.0
at USF (10-28-16)	0	0	0	0.0	0	0	0	0.0
vs. Notre Dame (11-5-16)	0	0	0	0.0	0	0	0	0.0
Tulsa (11-12-16)	0	0	0	0.0	0	0	0	0.0
at E. Carolina (11-19-16)	0	0	0	0.0	0	0	0	0.0
vs. Army (12-10-16)	0	0	0	0.0	0	0	0	0.0
vs. LA Tech (12-23-16)	0	0	0	0.0	0	0	0	0.0

#53 HUDSON SULLIVAN


LINEBACKER | JR. | 6-2 | 240 | NOKESVILLE, VA.

• **At Navy:** Enters the fall as a starter at inside linebacker after starting four games there last year ... has great size ... runs well for a player his size ... has the ability to make a big jump this year and be one of the key members of the defense ... has earned one varsity letter.

• **2016:** A starter in four of the 10 games in which he played ... sat out the AAC Championship Game against Temple, as well as the Armed Forces Bowl against LA Tech due to injury ... finished the year with 46 tackles, including one tackle for loss ... also broke up a pass and forced a fumble ... chipped in five tackles and broke up a pass, the first of his career, in Navy's win at SMU ... sat out the East Carolina game due to injury ... posted six tackles in Navy's win over Tulsa ... recorded seven tackles in Navy's win over Notre Dame ... turned in a career-high 13 tackles, including a tackle for loss at USF ... making his first collegiate start, turned in eight tackles (one more than his season/career total) and forced his first career fumble in Navy's win over Memphis ... part of a defensive unit that caused three Houston turnovers (2 INT, 1 Fumble) that in turn led to 17 points for the Mids ... recorded a career-best four tackles, including three solo stops ... was in on one stop at Air Force ... chipped in a solo tackle at Tulane ... produced his first collegiate tackle in Navy's season-opening victory over Fordham.

• **2015:** Played in five games including each of the final four contests ... saw most of his time on special teams.

• **High School / Personal:** A 2014 graduate of Bishop Ireton High School, Sullivan attended the Naval Academy Prep School during the 2014-15 academic year ... a three-time All-State (Va.) linebacker, who



2017 NAVY FOOTBALL

PLAYER PROFILES

led his high school to the state semifinals his sophomore year ... led the state in tackles his senior year until suffering an injury ... amassed 79 tackles in the first five games of the year, including 10 for a loss ... also received offers from Army West Point and New Hampshire ... the fifth of six children in his family ... brother, Asher, played at Bridgewater ... father was an offensive lineman at Virginia (83) and played football for the Dallas Cowboys and the Washington Federals (USFL) ... son of David and Caralyn Sullivan ... majoring in general science.

SULLIVAN'S CAREER STATS

Defense	Tckls	TFL-Yds	Sack-Yds	Int	PBU	FR	FF
2015	0	0-0	0-0	0	0	0	0
2016	46	1.0-1	0-0	0	1	1	0
TOTALS	46	1.0-1	0-0	0	1	1	0

	SEASON HIGHS	CAREER HIGHS
Tackles	13 at USF (10-28-16)	13 at USF (10-28-16)
TFL	1.0 at USF (10-28-16)	1.0 at USF (10-28-16)
PBU	1 at SMU (11-26-16)	1 at SMU (11-26-16)
FF	1 vs. Memphis (10-22-16)	1 vs. Memphis (10-22-16)

GAME-BY-GAME

Game (Date)	U-A-TT	TFL-Yds	Sacks	Int	PBU	FF	FR	Blk
Colgate (9-5-15)	0-0-0	0-0	0-0	0	0	0	0	0
at Tulsa (11-21-15)	0-0-0	0-0	0-0	0	0	0	0	0
at Houston (11-27-15)	0-0-0	0-0	0-0	0	0	0	0	0
vs. Army (12-12-15)	0-0-0	0-0	0-0	0	0	0	0	0
Pitt (12-28-15)	0-0-0	0-0	0-0	0	0	0	0	0
Fordham (9-3-16)	1-0-1	0-0	0-0	0	0	0	0	0
UConn (9-10-16)	0-0-0	0-0	0-0	0	0	0	0	0
at Tulane (9-17-16)	1-0-1	0-0	0-0	0	0	0	0	0
at Air Force (10-1-16)	0-1-1	0-0	0-0	0	0	0	0	0
Houston (10-8-16)	3-1-4	0-0	0-0	0	0	0	0	0
Memphis (10-22-16)	5-3-8	0-0	0-0	0	0	1	0	0
at USF (10-28-16)	7-6-13	1.0-1	0-0	0	0	0	0	0
vs. Notre Dame (11-5-16)	2-5-7	0-0	0-0	0	0	0	0	0
Tulsa (11-12-16)	3-3-6	0-0	0-0	0	0	0	0	0
at SMU (11-26-16)	5-0-5	0-0	0-0	0	1	0	0	0
vs. Army (12-10-16)	0-0-0	0-0	0-0	0	0	0	0	0

#44 MICAH THOMAS

LINEBACKER | SR. | 6-1 | 241 | CEDAR PARK, TEXAS

- **At Navy:** Enters the fall as a starter at inside linebacker ... has dropped eight pounds since last year to improve his quickness ... has good speed and can deliver the big hit ... plays the run and the pass equally well ... has started 27 straight contests for the Mids ... has earned two varsity letters.
- **2016:** Was one of seven Navy players to earn All-AAC honors as a second-team selection ... led the team in tackles with 107 (65-42), while also posting one sack and three tackles for loss ... broke up three passes on the year and recorded one QB hurry ... paced the Mids with nine tackles against LA Tech in the Armed Forces Bowl, while recording a sack for a loss of seven yards, a QB hurry and a pass breakup ... posted eight tackles against Army ... led the Mids with eight tackles, including seven solo stops, against Temple in the AAC Championship Game ... recorded a team-best 10 tackles at SMU, including nine solo stops ... chipped in five tackles, including a tackle for a loss of three yards at East Carolina ... paced the team against Tulsa with nine tackles ... recorded nine tackles in the win against Notre Dame ... posted three tackles at USF ... turned in seven tackles in the win over Memphis ... part of a defensive unit that caused three Houston turnovers (2 INT, 1 Fumble) that in turn led to 17 points for the Mids ... posted seven tackles against the Cougars ... recorded a career-high 11 tackles at Air Force which also marks the most by a Navy player this season ... the 11 tackles also pushed him over 100 for his career ... turned in eight tackles and broke up a pass at Tulane ... produced seven tackles, including a tackle for a loss of two yards in Navy's victory over UConn in the conference opener ... part of a defensive effort that held Fordham to three field goals on the Rams' three trips to the red zone ... turned in six tackles and broke up a pass against the Rams.
- **2015:** A starter at linebacker in all 13 contests, he earned Second-Team All-East recognition ... finished the year second on the team in tackles with 73, including 4.5 tackles for loss and 2.5 sacks ... also broke up two passes ... turned in a team-high tying five tackles in Navy's Military Bowl win over Pitt ... chipped in four tackles in the win against Army West Point ... posted six tackles and broke up a pass at Houston ... posted four tackles, including a sack for a loss of nine yards at Tulsa ... pitched in a pair of tackles against SMU ... posted six tackles, including a half a tackle for a loss against Memphis ... contributed three solo stops against USF ... recorded seven tackles, including a half a tackle for a loss against Tulane ... turned in four tackles, including a sack at Notre Dame, while also breaking up a pass ... contributed



seven tackles, including five solo stops, in the Mids' win over Air Force ... earned a spot on the weekly AAC Honor Roll after leading the Mids with a then career-high 10 tackles, including two tackles for a loss and a sack against UConn ... led Navy for a second straight game with eight tackles in Navy's AAC opener against East Carolina ... making his first collegiate start, led the Mids with seven tackles in their win over Colgate in the opener.

- **2014:** Played in six of the last eight games, including making his first career appearance as a member of special teams at Air Force ... contributed his first collegiate tackles in the win over Georgia Southern where he made two stops.
- **High School / Personal:** A 2014 graduate of Vista Ridge High School, Thomas earned letters in baseball and football ... moved from defensive end to linebacker his senior year ... earned First-Team All-State (Texas) recognition his senior year and honorable mention as a junior ... named the Co-Centex Defensive Player of the Year as a senior ... a three-time all-district selection who also was a two-time First-Team All-Centex standout ... produced 147 tackles as a senior, forcing 4 fumbles and recovering one ... didn't start playing football until a freshman in high school ... earned all-district honors in football as a sophomore ... also considered Air Force, Texas-San Antonio, Arkansas State and UTEP ... grandfather, Luther Edmonds, played football at Norfolk State ... son of David and Salisa Thomas ... majoring in political science.

THOMAS' CAREER STATS

Defense	Tckls	TFL-Yds	Sack-Yds	Int	PBU	FR	FF
2014	2	0-0	0-0	0	0	0	0
2015	73	4.5-20	2.5-16	0	2	0	0
2016	107	3.0-12	1.0-7	0	3	0	0
TOTALS	182	7.5-32	3.5-23	0	5	0	0

	SEASON HIGHS	CAREER HIGHS
Tackles	11 at Air Force (10-1-16)	11 at Air Force (10-1-16)
TFL	1.0 (3x; last vs. LA Tech, 12-23-16)	2.0 at UConn (9-26-15)
Sacks	1.0 vs. LA Tech (12-23-16)	1.0 (3x; last vs. LA Tech, 12-23-16)
INT	---	---
PBU	1 (3x; last vs. LA Tech, 12-23-16)	1 (5x; last vs. LA Tech, 12-23-16)

GAME-BY-GAME

Game (Date)	U-A-TT	TFL-Yds	Sacks	Int	PBU	FF	FR	Blk
at Air Force (10-4-14)	0-0-0	0-0	0-0	0	0	0	0	0
VMI (10-11-14)	0-0-0	0-0	0-0	0	0	0	0	0
San Jose State (10-25-14)	0-0-0	0-0	0-0	0	0	0	0	0
vs. Notre Dame (11-1-14)	0-0-0	0-0	0-0	0	0	0	0	0
Georgia Southern (11-15-14)	0-2-2	0-0	0-0	0	0	0	0	0
Colgate (9-5-15)	5-2-7	0-0	0-0	0	0	0	0	0
E. Carolina (9-19-15)	5-3-8	0-0	0-0	0	0	0	0	0
at UConn (9-26-15)	3-7-10	2.0-7	1.0-4	0	0	0	0	0
Air Force (10-3-15)	5-2-7	0-0	0-0	0	0	0	0	0
at Notre Dame (10-10-15)	1-3-4	0.5-3	0.5-3	0	1	0	0	0
Tulane (10-24-15)	4-3-7	0.5-1	0-0	0	0	0	0	0
USF (10-31-15)	3-0-3	0-0	0-0	0	0	0	0	0
at Memphis (11-7-15)	2-4-6	0.5-0	0-0	0	0	0	0	0
SMU (11-14-15)	1-1-2	0-0	0-0	0	0	0	0	0
at Tulsa (11-21-15)	2-2-4	1.0-9	1.0-9	0	0	0	0	0
at Houston (11-27-15)	3-3-6	0-0	0-0	0	1	0	0	0
vs. Army (12-12-15)	2-2-4	0-0	0-0	0	0	0	0	0
Pitt (12-28-15)	4-1-5	0-0	0-0	0	0	0	0	0
Fordham (9-3-16)	4-2-6	0-0	0-0	0	1	0	0	0
UConn (9-10-16)	6-1-7	1.0-2	0-0	0	0	0	0	0
at Tulane (9-17-16)	6-2-8	0-0	0-0	0	1	0	0	0
at Air Force (10-1-16)	3-8-11	0-0	0-0	0	0	0	0	0
Houston (10-8-16)	4-2-7	0-0	0-0	0	0	0	0	0
Memphis (10-22-16)	3-4-7	0-0	0-0	0	0	0	0	0
at USF (10-28-16)	1-2-3	0-0	0-0	0	0	0	0	0
vs. Notre Dame (11-5-16)	4-5-9	0-0	0-0	0	0	0	0	0
Tulsa (11-12-16)	4-5-9	0-0	0-0	0	0	0	0	0
at E. Carolina (11-19-16)	3-2-5	1.0-3	0-0	0	0	0	0	0
at SMU (11-26-16)	9-1-10	0-0	0-0	0	0	0	0	0
Temple (12-3-16)	7-1-8	0-0	0-0	0	0	0	0	0
vs. Army (12-10-16)	4-4-8	0-0	0-0	0	0	0	0	0
vs. LA Tech (12-23-16)	7-2-9	1.0-7	1.0-7	0	1	0	0	0

2017 NAVY FOOTBALL

PLAYER PROFILES

#52 VIC THOMAS

DEFENSIVE END | SO. | 6-4 | 237 | OCOEE, FLA.

• **At Navy:** Enters the fall third on the depth chart at defensive end ... exciting prospect with loads of potential ... has the athleticism and speed to get to the quarterback.

• **2016:** Did not see any varsity action.

• **High School / Personal:** A 2015 graduate of First Academy, Thomas attended the Naval Academy Prep School during the 2015-16 academic year ... a two-sport athlete who earned letters in football and track & field ... earned All-District honors in football as a junior ... missed most of his senior year due to injury ... was a the district champion in the discus his senior year ... member of the 4x400 district and region-winning teams ... member of four district and region championship teams - 2 in football (2012, '14) and two in track & field (2014, '15) ... member of the National Honor Society ... high school teammate of Navy slot back Mason Plante ... sister, Krystal, was a four-year basketball standout at Duke (2008-11) and currently plays for the WNBA's Washington Mystics ... sister, Loren, was an All-Big South volleyball player at Liberty (2009-12) ... sister, Erika, was an All-AAC volleyball standout at Connecticut (2012-15) ... Don and Sheri DeLuzio (4 children of their own) became the legal guardians of Thomas and his sisters ... Alexa DeLuzio played basketball at Florida State (2010-13) and Ben DeLuzio played baseball for the Seminoles and is now a member of the Arizona Diamondbacks organization ... son of Victor Thomas and the late Natalie Thomas.



#95 ANTHONY VILLALOBOS

DEFENSIVE END | JR. | 6-2 | 261 | FORT WORTH, TEXAS

• **At Navy:** Enters the fall second on the depth chart at defensive end behind Jarvis Polu ... was the recipient of the Admiral Mack Award, which is awarded to the most improved player during spring ball, in 2016 ... has good size and can rush the passer ... has earned one varsity letter.

• **2016:** Saw action in seven games, including making his collegiate debut in the Mids' win over Fordham in the season opener ... turned in a tackle against Army ... chipped in a tackle in the win at SMU ... turned in a solo stop against Fordham.

• **2015:** Did not see any varsity action.

• **High School / Personal:** A 2014 graduate of Fossil Ridge High School, Villalobos attended the Naval Academy Prep School during the 2014-15 academic year ... a three-time unanimous All-District selection, who earned Honorable Mention All-State (Texas) honors his senior year ... named to the Fort Worth Star Telegram Super Team as a senior ... named the 4-5A Newcomer of the Year his sophomore year ... also received offers from SMU and Tulsa ... son of Fred and Veronica Alvarado ... majoring in economics.



VILLALOBOS' CAREER STATS

Defense	Tckls	TFL-Yds	Sack-Yds	Int	PBU	FR	FF
2015	-- DID NOT SEE ANY ACTION --						
2016	3	0-0	0-0	0	0	0	0
TOTALS	3	0-0	0-0	0	0	0	0

GAME-BY-GAME

Game (Date)	U-A-TT	TFL-Yds	Sacks	Int	PBU	FF	FR	Blk
Fordham (9-3-16)	1-0-1	0-0	0-0	0	0	0	0	0
UConn (9-10-16)	0-0-0	0-0	0-0	0	0	0	0	0
at Tulane (9-17-16)	0-0-0	0-0	0-0	0	0	0	0	0
at Air Force (10-1-16)	0-0-0	0-0	0-0	0	0	0	0	0
at SMU (11-26-16)	1-0-1	0-0	0-0	0	0	0	0	0
vs. Army (12-10-16)	0-1-1	0-0	0-0	0	0	0	0	0

#11 JERRY THOMPSON

OUTSIDE LINEBACKER | SR. | 6-0 | 196 | MEMPHIS, TENN.

• **At Navy:** Enters the fall second on the depth chart at outside linebacker behind Justin Norton ... moved from safety to outside linebacker in the spring ... has seen most of his time on special teams ... good athlete that can cover wide receivers or rush the passer ... has earned one varsity letter.

• **2016:** Played in four games as a member of special teams, including the SMU game where he made his first collegiate tackle.

• **2015:** Saw action in seven games, including each of the last five as a member of special teams ... made his collegiate debut in the Mids' opener against Colgate.

• **2014:** Did not see any varsity action.

• **High School / Personal:** A 2013 graduate of White Station High School, Thompson attended the Naval Academy Prep School during the 2013-14 academic year ... an Auto Zone Liberty Bowl All-Star his junior and senior years ... member of the 2009 football team that claimed the Tennessee 6A state crown with a 13-2 record ... father played basketball at Xavier ... uncle, Roman Bates, played football at Ohio State ... son of Jerry and Patrice Thompson ... majoring in economics.



#62 PARKER WADE

CENTER | SR. | 6-2 | 280 | NASHVILLE, TENN.

• **At Navy:** Enters the fall as Navy's starting center ... has starting experience, starting the first four games last year ... has the ability to get to the second level and block the linebacker ... has earned two varsity letters.

• **2016:** A starter at center in each of the first four contests, he was part of a starting line that entered the year with just a combined 4 starts ... played in all 14 contests ... the line paved the way for the Mids to finish the year ranked #1 in third down conversion pct. (54.5), #3 in passing yards per completion (19.29), #4 in rushing offense (310.1), #5 in tackles for loss allowed (4.21) and #7 in team passing efficiency (164.17) ... Navy scored 60-plus points in back-to-back games (66 at East Carolina, 75 at SMU) for just the second time in program history and the first time since 1917 ... twice Navy has put up 600 yards of total offense (616 at USF, 600 at SMU) after having not reached the 600-yard mark since 2008 (602 vs. Towson) ... the Mids put together three consecutive games of 500-plus yards of total offense (Tulsa, East Carolina, SMU), marking the first time in school history this has been done ... Navy topped 300 yards of rushing in seven consecutive contests (Houston, Memphis, USF, Notre Dame, Tulsa, East Carolina, SMU) ... part of an offensive effort that eclipsed 600 total yards of offense for the second time this season and recorded a season-best 496 yards on the ground at SMU ... it was the 10th-best rushing game in school history and the best since running for 512 against East Carolina on Oct. 27, 2012 ... Navy generated 75 points, the program's second most in the modern era behind the 76 points scored against East Carolina on Nov. 6, 2010 ... the 75 points are the most scored ever in an AAC conference game ... the 11 TDs by the Mids marked a modern-era record, besting the previous mark of 10 set against Princeton in 1953, North Texas in 2007 and East Carolina in 2010 ... Navy's 44-point victory marked the Mids' largest margin of victory since defeating Rice by 49 (63-14) on Oct. 10, 2009 ... the line also paved the way for Navy to have two quarterbacks rush for 100 yards each in what was a first at the Academy ... the Mids amassed 593 yards of total offense (480 rush, 113 pass) at East Carolina, extending Navy's consecutive games with 300 yards rushing to six in a row, while allowing QB Will Worth to post his sixth straight 100-yard rushing day, the most by a Navy player since Brian Madden (1999-01) when he ran his streak to seven in a row ... it also paved the way for the Mids to have two 100-yard rushers in the same game (Will Worth - 159, Shawn White - 150) for the first time this season ... Navy's 480 yards on the ground were a season high ... the Mids' 66 points against the Pirates marked the most points by Navy since defeating East Carolina, 76-35, on Nov. 6, 2010 ... the line opened up lanes against Tulsa for the Mids to put together their fifth straight 300-yard rushing performance (390 yds) ... Navy amassed 616 total yards (317 rush, 299 pass) at USF, the 11th most in program history and opened lanes for the Mids to register their third consecutive 300-yard rushing



#58 JOSHUA VAN DUNK

NOSE GUARD | SO. | 6-3 | 293 | KANSAS CITY, MO.

• **At Navy:** Enters the fall second on the depth chart at nose guard after an outstanding spring camp ... has great size and mobility ... does a great job of forcing double teams ... exciting prospect ... athletic enough to play centerfield for his high school baseball team.

• **2016:** Did not see any varsity action.

• **High School / Personal:** A 2015 graduate of Lincoln College Preparatory School, Van Dunk attended the Naval Academy Prep School during the 2015-16 academic year ... a two-sport athlete who earned letters in baseball (4) and football (4) ... two-time All-District honoree who was named All-State (Mo.) his senior year ... received first-team all-conference recognition all four years ... earned All-District and league MVP honors in baseball (center field) his senior year ... member of Lincoln College Prep teams that won league baseball titles in 2011, '13, '14 ... never missed a day of school in grade or high school ... son of Elbert and Bridget Van Dunk ... majoring in economics.



2017 NAVY FOOTBALL

PLAYER PROFILES

game ... it paved the way for Will Worth to break the program's total offense mark with 428 yards (129 rush, 299 pass) ... led the way for a then season-high 447 rushing yards, while the Mids produced 532 yards of total offense in a win over Memphis ... the Mids' offense rushed for 306 yards against a Houston defense that was giving up just 42.0 rushing yards per game and was ranked #1 in the country ... it was the first time the Cougars had given up triple digits in the rushing column since last year's game against Navy when the Mids rushed for 147 yards ... the 46 points scored by Navy were the most surrendered by Houston since dropping a 47-46 decision to BYU on 10-19-13 ... the Cougars' opponents were being averaged just 11.2 points per game this season ... helped paved the way for the Mids to post 550 yards of total offense, including 427 on the ground, in their opener against Fordham.

- 2015: A member of the Mids PAT/field goal team, he saw action in 11 contests.
- 2014: Did not see any varsity action.

High School / Personal: A 2014 graduate of The Ensworth School, Wade earned letters in baseball (3), bowling (2) and football (4) ... a two-time all-region football selection who was twice named All-Midstate by *The Tennessean* ... garnered All-State (Tenn.) honors as a junior and senior ... played in the Tennessee Senior East-West Bowl ... led The Ensworth School to four consecutive DII-AA state titles (2010-13) ... 2013 Region Academic All-Star ... tutored youth in China prior to his arrival in Annapolis ... dad played football at Tennessee Tech ... son of Paul and Mindi Wade ... majoring in political science.

#24 JOSHUA WALKER

FULLBACK | SR. | 5-11 | 222 | DECATUR, ALA.

• **At Navy:** Enters the fall running even with Bryan Hammond for third on the depth chart at fullback ... moved from slot back to fullback ... missed most of spring due to an injury ... expected to push for playing time in the fall ... has put on 12 pounds since the end of last season ... has excellent speed ... has earned two varsity letters.

• **2016:** Played in five contests before suffering a season-ending shoulder injury against Tulsa ... carried the ball once for two yards against Tulsa ... gained on yard on his lone rush at Tulane ... carried the ball once for a two-yard gain in the Mids' opener against Fordham.

• **2015:** A member of special teams, he saw action in 12 contests ... was in on four stops ... carried the ball twice for 23 yards and a touchdown ... recorded three solo stops on special teams against Army West Point ... chipped in a special teams tackle at Tulsa ... scored his first career rushing touchdown on his lone touch of the SMU game and just his second collegiate carry ... made his collegiate debut in the Mids' win over Colgate in the opener where he carried the ball once for a 15-yard gain.

• **2014:** Did not see any varsity action.

High School / Personal: A 2013 graduate of Austin High School, Walker attended the Naval Academy Prep School during the 2013-14 academic year ... a two-sport standout who earned letters in basketball and football ... an All-State (Ala.) football selection his senior year ... served as football team captain as a junior and senior ... member of the National Honor Society ... son of Alfred and Jacqueline Walker ... majoring in economics.



WALKER'S CAREER STATS

Rushing	Att	Yds	Avg	TD	Long	100-Yd
2014	-- DID NOT SEE ANY ACTION --					
2015	2	23	11.5	1	15	0
2016	3	5	1.7	0	2	0
TOTALS	5	28	5.6	1	15	0

Receiving	Rec	Yds	Avg	TD	Long	100-Yd
2014	-- DID NOT SEE ANY ACTION --					
2015	0	0	0.0	0	0	0
2016	0	0	0.0	0	0	0
TOTALS	0	0	0.0	0	0	0

	SEASON HIGHS	CAREER HIGHS
Carries	1 (3x; last vs. Tulsa, 11-12-16)	1 (3x; last vs. Tulsa, 11-12-16)
Rush Yds	2 (2x; last vs. Tulsa, 11-12-16)	15 vs. Colgate (9-5-15)
Rush TDs	---	1 vs. SMU (11-14-15)

GAME-BY-GAME

Game (Date)	Rushing				Receiving			
	Att	Yds	TD	Avg	Rec	Yds	TD	Avg
Colgate (9-5-15)	1	15	0	15.0	0	0	0	0.0
East Carolina (9-19-15)	0	0	0	0.0	0	0	0	0.0
Air Force (10-3-15)	0	0	0	0.0	0	0	0	0.0
at Notre Dame (10-10-15)	0	0	0	0.0	0	0	0	0.0
Tulane (10-24-15)	0	0	0	0.0	0	0	0	0.0
USF (10-31-15)	0	0	0	0.0	0	0	0	0.0
at Memphis (11-7-15)	0	0	0	0.0	0	0	0	0.0
SMU (11-14-15)	1	8	1	8.0	0	0	0	0.0
at Tulsa (11-21-15)	0	0	0	0.0	0	0	0	0.0

at Houston (11-27-15)	0	0	0	0.0	0	0	0	0.0
vs. Army (12-12-15)	0	0	0	0.0	0	0	0	0.0
Pitt (12-28-15)	0	0	0	0.0	0	0	0	0.0

Fordham (9-3-16)	1	2	0	2.0	0	0	0	0.0
UConn (9-10-16)	0	0	0	0.0	0	0	0	0.0
at Tulane (9-17-16)	1	1	0	1.0	0	0	0	0.0
Memphis (10-22-16)	0	0	0	0.0	0	0	0	0.0
Tulsa (11-12-16)	1	2	0	2.0	0	0	0	0.0


#21 TRE WALKER

SLOT BACK | JR. | 5-9 | 190 | TEXARKANA, TEXAS

• **At Navy:** Enters the fall listed second on the depth chart at slot back behind Malcolm Perry ... coming off a solid sophomore campaign ... will be one of Navy's fastest as well as one of the bigger slot backs ... a solid blocker ... can be a threat in the passing game, as well ... has earned one varsity letter.

• **2016:** Played in 13 games over the course of the season ... carried the ball 14 times for 71 yards ... also returned six kicks for 138 yards for a 23.0 average ... carried the ball once for a career-long tying 15-yard gain against LA Tech in the Armed Forces Bowl ... returned one kick for 23 yards against Army ... carried the ball twice for three yards and returned a kick 19 yards against Temple in the AAC Championship Game ... was also in on a tackle ... rushed for 11 yards on his solo carry at SMU ... returned one kickoff against the Mustangs for 25 yards ... carried the ball four times for three yards in the win against Notre Dame ... carried the ball twice for 10 yards and returned one kick for 15 yards against Memphis ... returned just his second career kick 27 yards against Houston ... gained 10 yards on a pair of carries at Tulane, but also fumbled in the contest ... carried the ball twice for 19 yards, including a career-long carry of 15 yards against UConn in the conference opener ... made his collegiate debut in the Mids' opener against Fordham where he returned a kick for 29 yards.

• **High School / Personal:** A 2014 graduate of Texas High School, Walker attended the Naval Academy Prep School during the 2014-15 academic year ... a two-sport athlete who earned letters in football and track & field ... a two-time First-Team All-District and All-Area selection in football ... served as captain of the football team his senior year ... won the state title in the 4x100 relay (4.4) and the 4x200 relay (1:24) as a senior ... led his high school to the Texas 4A championship his senior year ... also received an offer from Tulsa ... high school teammate of Navy wide receiver Taylor Jackson and SMU junior linebacker Anthony Rhone ... son of Joe Walker and Teresa Hawkins ... majoring in English.



WALKER'S CAREER STATS

Rushing	Att	Yds	Avg	TD	Long	100-Yd
2015	-- DID NOT SEE ANY ACTION --					
2016	14	71	5.1	0	15	0
TOTALS	14	71	5.1	0	15	0

Receiving	Rec	Yds	Avg	TD	Long	100-Yd
2015	-- DID NOT SEE ANY ACTION --					
2016	0	0	0.0	0	0	0
TOTALS	0	0	0.0	0	0	0

KO Return	Att	Yds	Avg	TD	Long
2015	-- DID NOT SEE ANY ACTION --				
2016	6	138	23.0	0	29
TOTALS	6	138	23.0	0	29

	SEASON HIGHS	CAREER HIGHS
Carries	4 vs. Notre Dame (11-5-16)	4 vs. Notre Dame (11-5-16)
Rush Yds	19 vs. UConn (9-10-16)	19 vs. UConn (9-10-16)
KO Returns	1 (6x; last vs. Army, 12-10-16)	1 (6x; last vs. Army, 12-10-16)
KO Ret Yds	29 vs. Fordham (9-3-16)	29 vs. Fordham (9-3-16)
Long	29 vs. Fordham (9-3-16)	29 vs. Fordham (9-3-16)

GAME-BY-GAME

Game (Date)	Rushing				Receiving			
	Att	Yds	TD	Avg	Rec	Yds	TD	Avg
Fordham (9-3-16)	0	0	0	0.0	0	0	0	0.0
UConn (9-10-16)	2	19	0	9.5	0	0	0	0.0
at Tulane (9-17-16)	2	10	0	5.0	0	0	0	0.0
at Air Force (10-1-16)	0	0	0	0.0	0	0	0	0.0
Houston (10-8-16)	0	0	0	0.0	0	0	0	0.0
Memphis (10-22-16)	2	10	0	5.0	0	0	0	0.0
vs. Notre Dame (11-5-16)	4	3	0	0.8	0	0	0	0.0
Tulsa (11-12-16)	0	0	0	0.0	0	0	0	0.0
at E. Carolina (11-19-16)	0	0	0	0.0	0	0	0	0.0

2017 NAVY FOOTBALL

PLAYER PROFILES

at SMU (11-26-16)	1	11	0	0.0	0	0	0	0.0
Temple (12-3-16)	2	3	0	1.5	0	0	0	0.0
vs. Army (12-10-16)	0	0	0	0.0	0	0	0	0.0
vs. LA Tech (12-23-16)	1	15	0	15.0	0	0	0	0.0

#92 JOSH WEBB

DEFENSIVE END | JR. | 6-5 | 250 | PLANO, TEXAS

- **At Navy:** Enters the fall third on the depth chart at right defensive end behind Tyler Sayles and Nizaire Cromartie ... has the ability to make an impact ... has good speed off the edge.
- **2015:** Played in five games, including the SMU contest where he made his first collegiate tackle.
- **2015:** Saw action in three games playing against Tulane, SMU and Tulsa.
- **High School / Personal:** A 2014 graduate of Plano West High School, Webb attended the Naval Academy Prep School during the 2014-15 academic year ... a three-sport athlete who earned letters in basketball (2), football (3) and track & field (2) ... a First-Team All-District, Second-Team Vype All-Country and Second-Team All-Collin County selection his senior year in football ... garnered Honorable Mention All-District recognition his senior year in basketball ... also received offers from Air Force, Army West Point and Yale ... father played football at Central Oklahoma and cousin, Desmond Roland, played football at Oklahoma State ... son of Dannye and Connie Webb ... majoring in economics.



WEBB'S CAREER STATS

Defense	Tckls	TFL-Yds	Sack-Yds	Int	PBU	FR	FF
2015	0	0-0	0-0	0	0	0	0
2016	1	0-0	0-0	0	0	0	0
TOTALS	1	0-0	0-0	0	0	0	0

	SEASON HIGHS	CAREER HIGHS
Tackles	1 at SMU (11-26-16)	1 at SMU (11-26-16)
TFL	---	---
Sacks	---	---
INT	---	---
PBU	---	---
FF	---	---
FR	---	---

GAME-BY-GAME

Game (Date)	U-A-TT	TFL-Yds	Sacks	Int	PBU	FF	FR	Blk
Tulane (10-24-15)	0-0-0	0-0	0-0	0	0	0	0	0
SMU (11-14-15)	0-0-0	0-0	0-0	0	0	0	0	0
at Tulsa (11-21-15)	0-0-0	0-0	0-0	0	0	0	0	0
Fordham (9-3-16)	0-0-0	0-0	0-0	0	0	0	0	0
UConn (9-10-16)	0-0-0	0-0	0-0	0	0	0	0	0
at Tulane (9-17-16)	0-0-0	0-0	0-0	0	0	0	0	0
Memphis (10-22-16)	0-0-0	0-0	0-0	0	0	0	0	0
at SMU (11-26-16)	1-0-1	0-0	0-0	0	0	0	0	0

#98 OWEN WHITE

KICKER | SO. | 5-10 | 191 | PORTLAND, ORE.

- **At Navy:** Enters the fall second on the depth chart at both kicker and punter ... had a solid spring camp ... was very accurate on his field goals ... has a strong leg.
- **2016:** Did not see any varsity action.
- **High School / Personal:** A 2016 graduate of Central Catholic High School, White was a three-sport athlete who earned letters in baseball while also competing in baseball and rugby ... a Second-Team All-State (Ore.) punter as a senior ... also earned first-team all-conference recognition as a punter and second team as a placekicker ... as a junior, was a second-team all-conference selection as a placekicker ... high school teammate of Navy offensive lineman T.J. Salu ... uncle, Tom Metzger, graduated from the Naval Academy in 1986 and was a two-year letterwinner for the Mids' football team (safety) ... uncle, Tom Carlson, also graduated from the Naval Academy in 1981, as did his great grandfather, Rear Admiral Walter Rodee, USN in 1926 ... son of Brendan and Christie White ... majoring in quantitative economics, he carries a 3.43 grade point average.



#63 SETH WHITE

OFFENSIVE GUARD | SR. | 6-3 | 274 | SMITHFIELD, UTAH

- **At Navy:** Enters the fall third on the depth chart at left guard ... had a solid spring ... has good size and knows what to do ... will provide quality depth.
- **2016:** Played in three games, seeing action against Fordham, East Carolina and SMU.
- **2015:** Did not see any varsity action.
- **2014:** Did not see any varsity action.
- **High School / Personal:** A 2014 graduate of Sky View High School, White earned letters in football and track & field (thrower) ... earned First-Team All-State (Utah) and all-district honors in football his senior year ... served as football team captain his senior season ... earned First-Team All-State kudos in track & field as a junior and senior ... named the Valley Athlete of the Year in football and track & field his senior year ... won individual state titles in the shot put (2014) and the discus (2013) ... also considered Army ... debate state champion and the "We The People" national and state champion ... sister, Josselyn, was an All-WAC volleyball player at Utah State ('13) ... son of Milton and Georgette White ... majoring in political science.



#7 KHAYLAN WILLIAMS

CORNERBACK | JR. | 6-0 | 192 | LITHONIA, GA.

- **At Navy:** Enters the fall third on the depth chart at corner ... could also see time at safety ... talented player that saw key playing time in the fall ... has good size ... rangy athlete that has good ball skills ... has earned one varsity letter.
- **2016:** A member of special teams, he played in all 14 contests and also made one start ... recorded 10 tackles, including a half a tackle for loss and a forced fumble during the season ... contributed a tackle against LA Tech in the Armed Forces Bowl ... pitched in a tackle in the win at SMU ... turned in a pair of tackles at East Carolina ... made his first collegiate start in the Mids' win over Tulsa where he contributed a pair of tackles and posted his first career tackle for loss (0.5) ... forced a fumble that was recovered by teammate Alohi Gilman and pitched in a tackle in Navy's win over UConn in the conference opener ... made his collegiate debut in the Mids' opener against Fordham where he made three tackles.
- **2015:** Did not see any varsity action.
- **High School / Personal:** A 2014 graduate of Lithonia High School, Williams attended the Naval Academy Prep School during the 2014-15 academic year ... a two-year football letterwinner who served as team captain his senior year ... son of Debra Williams ... majoring in information technology ... outstanding student that carries a 3.42 grade point average.



WILLIAMS' CAREER STATS

Defense	Tckls	TFL-Yds	Sack-Yds	Int	PBU	FR	FF
2015	-- DID NOT SEE ANY ACTION --						
2016	10	0.5-1	0-0	0	0	0	1
TOTALS	10	0.5-1	0-0	0	0	0	1

	SEASON HIGHS	CAREER HIGHS
Tackles	3 vs. Fordham (9-3-16)	3 vs. Fordham (9-3-16)
TFL	0.5 vs. Tulsa (11-12-16)	0.5 vs. Tulsa (11-12-16)
FF	1 vs. UConn (9-10-16)	1 vs. UConn (9-10-16)

GAME-BY-GAME

Game (Date)	U-A-TT	TFL-Yds	Sacks	Int	PBU	FF	FR	Blk
Fordham (9-3-16)	2-1-3	0-0	0-0	0	0	0	0	0
UConn (9-10-16)	1-0-1	0-0	0-0	0	0	1	0	0
at Tulane (9-17-16)	0-0-0	0-0	0-0	0	0	0	0	0
at Air Force (10-1-16)	0-0-0	0-0	0-0	0	0	0	0	0
Houston (10-8-16)	0-0-0	0-0	0-0	0	0	0	0	0
Memphis (10-22-16)	0-0-0	0-0	0-0	0	0	0	0	0
at USF (10-28-16)	0-0-0	0-0	0-0	0	0	0	0	0
vs. Notre Dame (11-5-16)	0-0-0	0-0	0-0	0	0	0	0	0
Tulsa (11-12-16)	0-2-2	0.5-1	0-0	0	0	0	0	0
at E. Carolina (11-19-16)	0-2-2	0-0	0-0	0	0	0	0	0
at SMU (11-26-16)	0-1-1	0-0	0-0	0	0	0	0	0
Temple (12-3-16)	0-0-0	0-0	0-0	0	0	0	0	0
vs. Army (12-10-16)	0-0-0	0-0	0-0	0	0	0	0	0
vs. LA Tech (12-23-16)	0-1-1	0-0	0-0	0	0	0	0	0

2017 NAVY FOOTBALL

PLAYER PROFILES

#6 SEAN WILLIAMS

SAFETY | JR. | 6-1 | 190 | MEMPHIS, TENN.

• **At Navy:** Enters the fall as a starter at free safety ... talented athlete that can play either safety position or corner... smart football player ... one of the best athletes on the team ... has earned two varsity letters.

• **2016:** A starter in 12 of the 14 games in which he played ... was third on the team in tackles with 74 (50-24), while also breaking up a pair of passes and intercepting one ... led the team in fumbles recovered with three ... posted three tackles against LA Tech in the Armed Forces Bowl ... led Navy with a career-high 14 tackles against Army, while also recovering a pair of fumbles and intercepting a pass ... produced five tackles, including a tackle for loss, against Temple in the AAC Championship Game ... contributed a pair of tackles in the win at SMU ... chipped in a solo stop at East Carolina ... posted five solo tackles in the win over Tulsa ... turned in four tackles in the victory against Notre Dame ... produced six tackles, broke up a pass and recovered a fumble at USF ... it was his first career fumble recovery ... posted a career-high tying seven tackles and his first pass break up of the season against Memphis ... part of a defensive unit that caused three Houston turnovers (2 INT, 1 Fumble) that in turn led to 17 points for the Mids ... turned in a career-high tying seven tackles against the Cougars ... posted a career-high seven tackles at Air Force ... tallied a pair of tackles at Tulane ... registered six tackles, including his first tackle for a loss of six yards, in Navy's win over UConn in its conference opener ... part of a defensive effort that held Fordham to three field goals on the Rams' three trips to the red zone ... produced five tackles.

• **2015:** A member of the Mids' special teams, he saw action in 11 games and made one start at corner ... finished the year with 13 tackles and a pass breakup ... contributed a tackle at Houston ... played the bulk of the fourth quarter at Tulsa where he posted three tackles ... contributed a pair of tackles in Navy's win over SMU ... turned in a solo tackle against #15 Memphis ... pitched in a tackle in the Mids' win over Tulane ... contributed a tackle at Notre Dame ... making his first collegiate appearance, he earned the start at cornerback in the Mids' opener against Colgate where he made four stops and broke up a pass.

• **2014:** Did not see any varsity action

• **High School / Personal:** A 2015 graduate of Cordova High School, Williams was a First-Team All-State (Tenn.) and All-District selection his senior year ... also named a Liberty Bowl All-Star ... also received offers from Air Force, Army West Point and Indiana ... cousin, Auston Anderson, is a running back at Northwestern ... son of Sean Sr. and Zakrya Williams ... majoring in economics.



WILLIAMS' CAREER STATS

Defense	Tckls	TFL-Yds	Sack-Yds	Int	PBU	FR	FF
2015	13	0-0	0-0	0	1	0	0
2016	74	2.0-10	0-0	1-0	2	3-0	0
TOTALS	87	2.0-10	0-0	1-0	3	3-0	0

	SEASON HIGHS	CAREER HIGHS
Tackles	14 vs. Army (12-10-16)	14 vs. Army (12-10-16)
TFL	1 (2x; last vs. Temple, 12-3-16)	1 (2x; last vs. Temple, 12-3-16)
Sacks	---	---
INT	1 vs. Army (12-10-16)	1 vs. Army (12-10-16)
PBU	1 (2x; last at USF, 10-28-16)	1 (3x; last at USF, 10-28-16)
FF	---	---
FR	2 vs. Army (12-10-16)	2 vs. Army (12-10-16)

GAME-BY-GAME

Game (Date)	U-A-TT	TFL-Yds	Sacks	Int	PBU	FF	FR	Blk
Colgate (9-5-15)	3-1-4	0-0	0-0	0	1	0	0	0
Air Force (10-3-15)	0-0-0	0-0	0-0	0	0	0	0	0
at Notre Dame (10-10-15)	0-1-1	0-0	0-0	0	0	0	0	0
Tulane (10-24-15)	1-0-1	0-0	0-0	0	0	0	0	0
USF (10-31-15)	0-0-0	0-0	0-0	0	0	0	0	0
at Memphis (11-7-15)	1-0-1	0-0	0-0	0	0	0	0	0
SMU (11-14-15)	2-0-2	0-0	0-0	0	0	0	0	0
at Tulsa (11-21-15)	2-1-3	0-0	0-0	0	0	0	0	0
at Houston (11-27-15)	0-1-1	0-0	0-0	0	0	0	0	0
vs. Army (12-12-15)	0-0-0	0-0	0-0	0	0	0	0	0
Pitt (12-28-15)	0-0-0	0-0	0-0	0	0	0	0	0
Fordham (9-3-16)	4-1-5	0-0	0-0	0	0	0	0	0
UConn (9-10-16)	4-2-6	1.0-6	0-0	0	0	0	0	0
at Tulane (9-17-16)	2-0-2	0-0	0-0	0	0	0	0	0
at Air Force (10-1-16)	2-5-7	0-0	0-0	0	0	0	0	0
Houston (10-8-16)	5-2-7	0-0	0-0	0	0	0	0	0
Memphis (10-22-16)	4-3-7	0-0	0-0	0	1	0	0	0
at USF (10-28-16)	4-2-6	0-0	0-0	0	1	0	1	0
vs. Notre Dame (11-5-16)	3-1-4	0-0	0-0	0	0	0	0	0
Tulsa (11-12-16)	5-0-5	0-0	0-0	0	0	0	0	0

at E. Carolina (11-19-16)	1-0-1	0-0	0-0	0	0	0	0	0
at SMU (11-26-16)	1-1-2	0-0	0-0	0	0	0	0	0
Temple (12-3-16)	5-0-5	1.0-4	0-0	0	0	0	0	0
vs. Army (12-10-16)	8-6-14	0-0	0-0	1-0	0	0	2-0	0
vs. LA Tech (12-23-16)	2-1-3	0-0	0-0	0	0	0	0	0

#61 ANDREW WOOD

OFFENSIVE TACKLE | JR. | 6-4 | 290 | MT. JULIET, TENN.

• **At Navy:** Enters the fall listed as the starter at right tackle ... has dropped 10 pounds since the end of last season ... moves well for a player his size ... was a good enough athlete to earn three varsity letters in basketball in high school ... the most highly-recruited player on Navy's team with several offers from the SEC ... has earned two varsity letters.

• **2016:** A starter in all 14 games ... was part of a starting line that entered the year with just a combined 4 starts, including 3 by Copeland ... the line paved the way for the Mids to finish the year ranked #1 in third down conversion pct. (54.5), #3 in passing yards per completion (19.29), #4 in rushing offense (310.1), #5 in tackles for loss allowed (4.21) and #7 in team passing efficiency (164.17) ... earned 2016 CoSIDA Academic All-District II honors ... Navy scored 60-plus points in back-to-back games (66 at East Carolina, 75 at SMU) for just the second time in program history and the first time since 1917 ... twice this season Navy has put up 600 yards of total offense (616 at USF, 600 at SMU) after having not reached the 600-yard mark since 2008 (602 vs. Towson) ... the Mids put together three consecutive games of 500-plus yards of total offense (Tulsa, East Carolina, SMU), marking the first time in school history this has been done ... Navy topped 300 yards of rushing in seven consecutive contests (Houston, Memphis, USF, Notre Dame, Tulsa, East Carolina, SMU) ... part of an offensive effort that eclipsed 600 total yards of offense for the second time this season and recorded a season-best 496 yards on the ground at SMU ... it was the 10th-best rushing game in school history and the best since running for 512 against East Carolina on Oct. 27, 2012 ... Navy generated 75 points, the program's second most in the modern era behind the 76 points scored against East Carolina on Nov. 6, 2010 ... the 75 points are the most scored ever in an AAC conference game ... the 11 TDs by the Mids marked a modern-era record, besting the previous mark of 10 set against Princeton in 1953, North Texas in 2007 and East Carolina in 2010 ... Navy's 44-point victory marked the Mids' largest margin of victory since defeating Rice by 49 (63-14) on Oct. 10, 2009 ... the line also paved the way for Navy to have two quarterbacks rush for 100 yards each in what was a first at the Academy ... the Mids amassed 593 yards of total offense (480 rush, 113 pass) at East Carolina, extending Navy's consecutive games with 300 yards rushing to six in a row, while allowing QB Will Worth to post his sixth straight 100-yard rushing day, the most by a Navy player since Brian Madden (1999-01) when he ran his streak to seven in a row ... it also paved the way for the Mids to have two 100-yard rushers in the same game (Will Worth - 159, Shawn White - 150) for the first time this season ... Navy's 480 yards on the ground were a season high ... the Mids' 66 points against the Pirates marked the most points by Navy since defeating East Carolina, 76-35, on Nov. 6, 2010 ... the line opened up lanes against Tulsa for the Mids to put together their fifth straight 300-yard rushing performance (390 yds) ... Navy amassed 616 total yards (317 rush, 299 pass) at USF, the 11th most in program history and opened lanes for the Mids to register their third consecutive 300-yard rushing game ... it paved the way for Will Worth to break the program's total offense mark with 428 yards (129 rush, 299 pass) ... led the way for a then season-high 447 rushing yards, while the Mids produced 532 yards of total offense in a win over Memphis ... the Mids' offense rushed for 306 yards against a Houston defense that was giving up just 42.0 rushing yards per game and was ranked #1 in the country ... it was the first time the Cougars had given up triple digits in the rushing column since last year's game against Navy when the Mids rushed for 147 yards ... the 46 points scored by Navy were the most surrendered by Houston since dropping a 47-46 decision to BYU on 10-19-13 ... the Cougars' opponents were averaging just 11.2 points per game this season ... helped paved the way for the Mids to post 550 yards of total offense, including 427 on the ground, in their opener against Fordham.

• **2015:** A member of the PAT/field goal team, he saw action in all 13 contests ... played the bulk of the fourth quarter at Tulsa where he helped lead the Mids' offense to 524 yards (469R, 55P) of total offense, the most since posting 589 yards (352R, 357P) against Delaware on Sept. 14, 2013 ... made his collegiate debut in the Mids' season-opener against Colgate.

• **High School / Personal:** A 2015 graduate of Friendship Christian School, Wood was a two-sport athlete who earned letters in basketball (3) and football (4) ... led his high school to back-to-back titles in 2011 (12-3) and 2012 (13-1) ... a four-year starter who was a three-time all-region selection and who was named All-State (Tenn.) his junior and senior years ... named the region's lineman of the year as a junior and senior ... was a finalist for 2014 Tennessee Mr. Football ... also a member of the 2011 state championship basketball team ... member of the National Honor Society ... went on a Mission trip to Nicaragua ... also received offers from Mississippi State, Vanderbilt, Duke, Purdue, Syracuse, Memphis, Ole Miss, Cincinnati, Louisville, Virginia and Cal ... son of Greg and Kyra Wood ... majoring in operations research ... excellent student with a 3.53 grade-point average.



2017 NAVY FOOTBALL

PLAYER PROFILES

#17 TYRIS WOOTEN

CORNERBACK | SR. | 6-1 | 185 | PALM BAY, FLA.

• **At Navy:** Enters the fall second on the depth chart at corner behind Elijah Merchant ... gained valuable experience last year ... a converted wide receiver ... has great ball skills and good hands ... has earned one varsity letter.

• **2016:** A starter in all 14 games, he finished the year with 51 tackles, including on tackle for loss ... intercepted a pair of passes and led the team in passes broken up with 10 ... turned in six tackles and two pass breakups against LA Tech in the Armed Forces Bowl ... recorded a pair of solo tackles against Army ... chipped in three tackles against Temple in the AAC Championship Game ... posted three tackles, broke up a pair of passes and intercepted a pass in the Mids' win at SMU ... turned in a pair of tackles at East Carolina ... produced four tackles, broke up a pass and made his first career interception in the Mids' win over Tulsa ... pitched in a pair of tackles in the win against Notre Dame ... recorded five tackles and broke up a pass at USF ... chipped in a tackle against Memphis ... part of a defensive unit that caused three Houston turnovers (2 INT, 1 Fumble) that in turn led to 17 points for the Mids ... turned in three tackles against the Cougars and broke up two passes ... pitched in a pair of solo tackles at Air Force ... contributed a solo stop and broke up a pass in the Mids' win at Tulane ... played a sensational game against UConn where he turned in a career-high 10 tackles, including his first career tackle for a loss (6 yds) ... part of a defensive effort that held Fordham to three field goals on the Rams' three trips to the red zone ... making his first collegiate start, he produced seven tackles.

• **2015:** Saw action in three games playing against East Carolina, Tulane and SMU.

• **2014:** Did not see any varsity action.

• **High School / Personal:** A 2013 graduate of Heritage High School, Wooten attended the Naval Academy Prep School during the 2013-14 academic year ... a two-sport athlete who earned letters in football (3) and track & field (3) ... a two-time all-county selection in football who served as team captain his senior year ... son of Reuben and LaShawn Wooten ... majoring in economics.



WOOTEN'S CAREER STATS

Defense	Tckls	TFL-Yds	Sack-Yds	Int	PBU	FR	FF
2015	0	0-0	0-0	0	0	0	0
2016	51	1.0-6	0-0	2-0	10	0	0
TOTALS	51	1.0-6	0-0	2-0	10	0	0

	SEASON HIGHS	CAREER HIGHS
Tackles	10 vs. UConn (9-10-16)	10 vs. UConn (9-10-16)
TFL	1.0 vs. UConn (9-10-16)	1.0 vs. UConn (9-10-16)
Sacks	---	---
INT	1 (2x; last at SMU, 11-26-16)	1 (2x; last at SMU, 11-26-16)
PBU	2 (4x; last vs. LA Tech, 12-23-16)	2 (4x; last vs. LA Tech, 12-23-16)
FF	---	---
FR	---	---

GAME-BY-GAME

Game (Date)	U-A-TT	TFL-Yds	Sacks	Int	PBU	FF	FR	Blk
East Carolina (9-19-15)	0-0-0	0-0	0-0	0	0	0	0	0
Tulane (10-24-15)	0-0-0	0-0	0-0	0	0	0	0	0
SMU (11-14-15)	0-0-0	0-0	0-0	0	0	0	0	0
Fordham (9-3-16)	6-1-7	0-0	0-0	0	0	0	0	0
UConn (9-10-16)	7-3-10	1.0-6	0-0	0	0	0	0	0
at Tulane (9-17-16)	1-0-1	0-0	0-0	0	1	0	0	0
at Air Force (10-1-16)	2-0-2	0-0	0-0	0	0	0	0	0
Houston (10-8-16)	2-1-3	0-0	0-0	0	2	0	0	0
Memphis (10-22-16)	1-0-1	0-0	0-0	0	0	0	0	0
at USF (10-28-16)	3-2-5	0-0	0-0	0	1	0	0	0
vs. Notre Dame (11-5-16)	1-1-2	0-0	0-0	0	0	0	0	0
Tulsa (11-12-16)	4-0-4	0-0	0-0	1-0	2	0	0	0
at E. Carolina (11-19-16)	1-1-2	0-0	0-0	0	0	0	0	0
at SMU (11-26-16)	3-0-3	0-0	0-0	1-0	2	0	0	0
Temple (12-3-16)	2-1-3	0-0	0-0	0	0	0	0	0
vs. Army (12-10-16)	2-0-2	0-0	0-0	0	0	0	0	0
vs. LA Tech (12-23-16)	6-0-6	0-0	0-0	0	2	0	0	0

#4 ISAAC WRIGHT

SAFETY | SR. | 5-10 | 186 | GASTONIA, N.C.

• **At Navy:** Enters the fall battling for playing time at safety ... has a great attitude and is a hard worker ... works hard in practice to make those around him better ... has good speed.

• **2016:** Did not see any varsity action.

• **2015:** Did not see any varsity action.

• **2014:** Did not see any varsity action.

• **High School / Personal:** A 2014 graduate of Ashbrook High School, Wright earned letters in football (2) and track & field (2) ... a two-time all-conference and All-Gazette selection in football ... produced 72 tackles, 2 interceptions and scored 3 touchdowns (2 kickoff, 1 INT) as a senior ... named a North Carolina Student-Athlete of the Year finalist in 2014 ... a three-time All-State (N.C.) and all-county sprinter for the track team ... served as team captain of the track & field team ... also considered Duke, Wake Forest, North Carolina and Furman ... member of the National Honor Society ... aspires to become a physician ... uncle, Frank Adams, played football at South Carolina ... father played football at UNC Central ... son of Trezven and Angela Wright ... majoring in general science.



#76 KENDEL WRIGHT

OFFENSIVE TACKLE | SO. | 6-4 | 290 | BUFORD, GA.

• **At Navy:** Enters the fall second on the depth chart at left tackle behind Jake Hawk ... has great size ... very athletic player ... has a bright future.

• **2016:** Did not see any varsity action.

• **High School / Personal:** A 2015 graduate of Mountain View High School, Wright attended the Naval Academy Prep School during the 2015-16 academic year ... a three-year football letterwinner, he received First-Team All-Region and Second-Team All-County honors as a senior ... also considered Army West Point, Charleston Southern, Fordham and Georgia State ... son of Michelle Rodriguez ... majoring in political science.



2017 NAVY FOOTBALL



2017 OPPONENTS

Opponent Capsules.....	96-98
Game 1 – Florida Atlantic (9/1)	96
Game 2 – Tulane (9/9)	96
Game 3 – Cincinnati (9/23)	96
Game 4 – Tulsa (9/30)	96
Game 5 – Air Force (10/7).....	97
Game 6 – Memphis (10/14).....	97
Game 7 – Central Florida (10/21)	97
Game 8 – Temple (11/2)	97
Game 9 – SMU (11/11).....	98
Game 10 – Notre Dame (11/18)	98
Game 11 – Houston (11/24)	98
Game 12 – Army West Point (12/9).....	98
All-Time Results vs. Opponents	99-109
2017-18 Bowl Schedule.....	109

2017 NAVY FOOTBALL

2017 OPPONENTS

Game 1	
FLORIDA ATLANTIC	
Sept. 1 • Boca Raton, Fla. • 8:00 PM	
Series History	Navy leads, 1-0
First Meeting	11-3-2012 – Navy, 24-17, in Annapolis, Md.
Last Meeting	11-3-2012 – Navy, 24-17, in Annapolis, Md.
Niumatalolo vs. Florida Atlantic	1-0

QUICK FACTS	
Location / Enrollment	Boca Raton, Fla. / 30,377
Nickname	Owls
Colors	Red, Blue and Silver
Athletic Director	Patrick Chun
Conference	Conference USA
Home Field	FAU Stadium
Capacity / Surface	29,419 / Natural Grass

FOOTBALL INFORMATION	
2016 Overall Record / Conference Record	3-9 / 2-6
Starters R / L	21 / 5
Letterwinners R / L	63 / 8

COACHING STAFF	
Head Coach	Lane Kiffin (Fresno State '98)
Record at Florida Atlantic	0-0 / First Year
Overall Record	35-21 / Sixth Year

MEDIA INFORMATION	
SID Contact	Katrina McCormack
Office Phone	561-297-3163
E-Mail	kmccormi@fau.edu
Web Site	fausports.com

2017 SCHEDULE		
9-1	vs. Navy	8:00 PM
9-9	at Wisconsin	TBA
9-16	Bethune-Cookman	TBA
9-23	at Buffalo	TBA
9-30	Middle Tennessee	TBA
10-7	at Old Dominion	TBA
10-21	North Texas	TBA
10-28	at Western Kentucky	TBA
11-3	Marshall	TBA
11-11	at Louisiana Tech	TBA
11-18	FIU	TBA
11-25	at Charlotte	TBA

Game 2	
TULANE	
Sept. 9 • Annapolis, Md. • 3:30 PM (ET)	
Series History	Tulane leads, 11-9-1
First Meeting	11-5-49 – Tied, 21-21, in New Orleans, La.
Last Meeting	9-17-16 – Navy, 21-14, in New Orleans, La.
Niumatalolo vs. Tulane	2-0

QUICK FACTS	
Location / Enrollment	New Orleans, La. / 13,449
Nickname	Green Wave
Colors	Olive Green & Sky Blue
Athletic Director	Troy Danner
Conference	American Athletic
Home Field	Yulman Stadium
Capacity / Surface	30,000 / Artificial

FOOTBALL INFORMATION	
2016 Overall Record / Conference Record	4-8 / 1-7
Starters R / L	17 / 8
Letterwinners R / L	49 / 17

COACHING STAFF	
Head Coach	Willie Fritz (Pittsburg State, '83)
Record at Tulane	4-8 / Second Year
Overall Record	159-77-0 / 21st year

MEDIA INFORMATION	
SID Contact	Scottie Rodgers
Office Phone	504-862-8249
E-Mail	srodger1@tulane.edu
Web Site	tulanegreenwave.com

2017 SCHEDULE		
9-2	Grambling State	TBA
9-9	at Navy	3:30 PM (ET)
9-16	at Oklahoma	TBA
9-23	Army West Point	TBA
10-7	Tulsa	TBA
10-14	at FIU	TBA
10-21	USF	TBA
10-27	at Memphis	TBA
11-4	Cincinnati	TBA
11-11	at East Carolina	TBA
11-28	Houston	TBA
11-25	at SMU	TBA

Game 3	
CINCINNATI	
Sept. 23 • Annapolis, Md. • 3:30 PM	

Series History	Navy leads, 2-0
First Meeting	10-5-40 – Navy, 14-0, in Annapolis, Md.
Last Meeting	10-20-56 – Navy, 13-7, in Annapolis, Md.
Niumatalolo vs. Cincinnati	0-0

QUICK FACTS	
Location / Enrollment	Cincinnati, Ohio / 43,691
Nickname	Bearcats
Colors	Black and Red
Athletic Director	Mike Bohn
Conference	American Athletic
Home Field	Nippert Stadium
Capacity / Surface	40,000 / Synthetic Turf

FOOTBALL INFORMATION	
2016 Overall Record / Conference Record	4-8 / 1-7
Starters R / L	Information not provided
Letterwinners R / L	Information not provided

COACHING STAFF	
Head Coach	Luke Fickell (Ohio State '97)
Record at Cincinnati	0-0 / First Year
Overall Record	6-7 / Second Year

MEDIA INFORMATION	
SID Contact	Ryan Koslen
Office Phone	513-497-3132
E-Mail	ryan.koslen@uc.edu
Web Site	gobearcats.com

2017 SCHEDULE		
8-31	Austin Peay	TBA
9-9	at Michigan	TBA
9-16	at Miami (Ohio)	TBA

9-23	at Navy	3:30 PM
9-30	Marshall	TBA
10-7	UCF	TBA
10-21	SMU	TBA
10-28	at USF	TBA
11-4	at Tulane	TBA
11-10	Temple	TBA
11-18	at East Carolina	TBA
11-25	UConn	TBA

Game 4	
TULSA	
Sept. 30 • Tulsa, Okla. • TBA	

Series History	Navy leads, 3-1
First Meeting	9-18-04 – Navy, 29-0, in Tulsa, Okla.
Last Meeting	11-12-16 – Navy, 42-40, in Annapolis, Md.
Niumatalolo vs. Tulsa	2-0

QUICK FACTS	
Location / Enrollment	Tulsa, Okla. / 4,100
Nickname	Golden Hurricane
Colors	Old Gold, Royal Blue, Crimson
VP / Athletic Director	Dr. Derrick Gragg
Conference	American Athletic
Home Field	H.A. Chapman Stadium
Capacity / Surface	30,000 / FieldTurf

FOOTBALL INFORMATION	
2016 Overall Record / Conference Record	10-3 / 6-2
Bowl Game	Defeated Central Michigan, 55-10, in the Miami Beach Bowl
Starters R / L:	14 / 11
Letterwinners R / L:	49 / 19

COACHING STAFF	
Head Coach	Philip Montgomery (Tarleton State '95)
Record at Tulsa	16-10 / Third Year
Overall Record	16-10 / Third Year

MEDIA INFORMATION	
SID Contact	Don Tomkalski
Office Phone	918-631-3200
E-Mail	donald-tomkalski@tulsa.edu
Web Site	tulshurricane.com

2017 SCHEDULE		
9-2	at Oklahoma State	TBA
9-9	Louisiana-Lafayette	TBA
9-16	at Toledo	TBA
9-23	New Mexico	TBA
9-30	Navy	TBA
10-7	at Tulane	TBA
10-14	Houston	TBA
10-21	at UConn	TBA
10-27	SMU	TBA
11-3	Memphis	TBA
11-18	at USF	TBA
11-25	Temple	TBA

2017 NAVY FOOTBALL

2017 OPPONENTS

Game 5 AIR FORCE

Oct. 7 • Annapolis, Md. • 3:30 PM

Series History	Air Force leads, 29-20
First Meeting	10-15-60 – Navy, 35-3 in Annapolis, Md.
Last Meeting	10-1-16 – Air Force, 28-14, in Colorado Springs, Colo.
Niumatalolo vs. Air Force	5-4

QUICK FACTS

Location / Enrollment	Colorado Springs, Colo. / 4,400
Nickname	Falcons
Colors	Blue and Silver
Athletic Director	Jim Knowlton
Conference	Mountain West
Home Field	Falcon Stadium
Capacity / Surface	46,692 / FieldTurf

FOOTBALL INFORMATION

2016 Overall Record / Conference Record	10-3 / 5-3
Bowl Game	Defeated South Alabama, 45-21, in the NOVA Home Loans Arizona Bowl
Starters R / L	9 / 16
Letterwinners R / L	80 / 29

COACHING STAFF

Head Coach	Troy Calhoun (Air Force '89)
Record at Air Force	77-53 / 11th Year
Overall Record	77-53 / 11th Year

MEDIA INFORMATION

SID Contact	Troy Garnhart
Office Phone	719-333-9263
E-Mail	troy.garnhart@usafa.edu
Web Site	goairforcefalcons.com

2017 SCHEDULE

9-2	VMI	TBA
9-16	at Michigan	TBA
9-23	San Diego State	5:00 PM
9-30	at New Mexico	5:00 PM
10-7	at Navy	1:30 PM
10-14	UNLV	TBA
10-20	at Nevada	7:30 PM
10-28	at Colorado State	TBA
11-4	Army West Point	1:30
11-11	Wyoming	TBA
11-18	at Boise State	TBA
11-25	Utah State	TBA

Game 6 MEMPHIS

Oct. 14 • Memphis, Tenn. • TBA

Series History	Navy Leads, 2-0
First Meeting	11-7-15 – Navy, 45-20, in Memphis, Tenn.
Last Meeting	10-22-16 – Navy, 42-28, in Annapolis, Md.
Niumatalolo vs. Memphis	2-0

QUICK FACTS

Location / Enrollment	Memphis, Tenn. / 20,585
Nickname	Tigers
Colors	Blue & Gray
Athletic Director	Tom Bowen
Conference	American Athletic
Home Field	Liberty Bowl
Capacity / Surface	56,862 / AstroTurf

FOOTBALL INFORMATION

2016 Overall Record / Conference Record	8-5 / 5-3
Bowl Game	Lost to Western Kentucky, 51-31, in the Boca Raton Bowl

Starters R / L	20 / 8
Letterwinners R / L	43 / 21

COACHING STAFF

Head Coach	Mike Norvell (Central Arkansas '05)
Record at Memphis	8-5 / Second Year
Overall Record	8-5 / Second Year

MEDIA INFORMATION

SID Contact	Tammy DeGroff
Office Phone	901-678-5787
E-Mail	tdegroff@memphis.edu
Web Site	gotigersgo.com

2017 SCHEDULE

8-31	Louisiana-Monroe	TBA
9-9	at UCF	TBA
9-16	UCLA	TBA
9-23	Southern Illinois	TBA
9-30	at Georgia State	TBA
10-6	at UConn	TBA
10-14	Navy	TBA
10-19	at Houston	TBA
10-27	Tulane	TBA
11-3	at Tulsa	TBA
11-18	SMU	TBA
11-25	East Carolina	TBA

Game 7 UCF

Oct. 21 • Annapolis, Md. • 3:30 PM

Series History	First Meeting
First Meeting	First Meeting
Last Meeting	First Meeting
Niumatalolo vs. UCF	0-0

QUICK FACTS

Location / Enrollment	Orlando, Fla. / 64,318
Nickname	Knights
Color	Black & Bright Gold
Athletic Director	Danny White
Conference	American Athletic
Home Field	Spectrum Stadium
Capacity / Surface	44,216 / Bermuda Grass

FOOTBALL INFORMATION

2016 Overall Record / Conference Record	6-7 / 4-4
Bowl Game	Lost to Arkansas State, 31-13, in the AUTONATION Cure Bowl

Starters R / L	14 / 8
Letterwinners R / L	43 / 24

COACHING STAFF

Head Coach	Scott Frost (Nebraska '97)
Record at UCF	6-7 / Second Year
Overall Record	6-7 / Second Year

MEDIA INFORMATION

SID Contact	Andy Seeley
Office Phone	407-823-2729
E-Mail	aseeley@athletics.ucf.edu
Web Site:	ucfknight.com

2017 SCHEDULE

9-2	FIU	TBA
9-9	Memphis	TBA
9-16	Georgia Tech	TBA
9-23	at Maryland	TBA
9-30	Maine	TBA
10-7	at Cincinnati	TBA
10-14	East Carolina	TBA
10-21	at Navy	3:30 PM
11-4	at SMU	TBA
11-11	UConn	TBA
11-18	at Temple	TBA
11-24	USF	TBA

Game 8 TEMPLE

Nov. 2 • Philadelphia, Pa. • TBA

Series History	Series Tied, 6-6
First Meeting	9-17-88 – Temple, 12-7, in Annapolis, Md.
Last Meeting	12-3-16 – Temple, 34-10, in Annapolis, Md.
Niumatalolo vs. Temple	2-2

QUICK FACTS

Location / Enrollment	Philadelphia, Pa. / 41,000
Nickname	Owls
Colors	Cherry & White
Athletic Director	Dr. Patrick Kraft
Conference	American Athletic
Home Field	Lincoln Financial Field
Capacity / Surface	69,956 / Grass

FOOTBALL INFORMATION

2016 Overall Record / Conference Record	10-4 / 7-1
Postseason	Lost to Wake Forest, 34-26, in the Lockheed Martin Military Bowl

Starters R / L	12 / 12
Letterwinners R / L	42 / 20

COACHING STAFF

Head Coach	Geoff Collins (Western Carolina '94)
Record at Temple	0-0 / First Year
Overall Record	0-0 / First Year

MEDIA INFORMATION

SID Contact	Rich Burg
Office Phone	215-204-0876
E-Mail	rich.burg@temple.edu
Web Site	owlsports.com

2017 SCHEDULE

9-2	at Notre Dame	3:30 PM
9-9	Villanova	TBA
9-15	UMass	TBA
9-21	at USF	TBA
9-30	Houston	TBA
10-7	at East Carolina	TBA
10-14	UConn	TBA
10-21	at Army	12:00 PM
11-2	Navy	TBA
11-10	at Cincinnati	TBA
11-18	UCF	TBA
11-25	at Tulsa	TBA

2017 NAVY FOOTBALL

2017 OPPONENTS

Game 9 SMU

Nov. 11 • Annapolis, Md. • 3:30 PM

Series History	Navy leads, 11-7
First Meeting	11-15-30 – SMU won, 20-7, in Baltimore, Md.
Last Meeting	11-26-16 – Navy, 75-31, in Dallas, Texas
Niumatalolo vs. SMU	6-0

QUICK FACTS

Location / Enrollment	Dallas, Texas / 10,986
Nickname	Mustangs
Colors	Red & Blue
Athletic Director	Rick Hart
Conference	American Athletics
Home Field	Ford Stadium
Capacity / Surface	32,000 / MondoTurf

FOOTBALL INFORMATION

2016 Overall Record / Conference Record	5-7 / 3-5
Starters R / L	14 / 8
Letterwinners R / L	40 / 19

COACHING STAFF

Head Coach	Chad Morris (Texas A&M '92)
Record at SMU	7-17 / Third Year
Overall Record	7-17 / Third Year

MEDIA INFORMATION

SID Contact	Brad Sutton
Office Phone	214-768-1651
E-Mail	bsutton@smu.edu
Press Box Phone	214-768-7730
Web Site	smumustangs.com

2017 SCHEDULE

9-2	Stephen F. Austin	TBA
9-9	North Texas	TBA
9-16	at TCU	TBA
9-23	Arkansas State	TBA
9-30	UConn	TBA
10-7	at Houston	TBA
10-21	at Cincinnati	TBA
10-27	Tulsa	TBA
11-4	UCF	TBA
11-11	at Navy	3:30 PM
11-18	at Memphis	TBA
11-25	Tulane	TBA

Game 10 NOTRE DAME

Nov. 18 • South Bend, Ind. • 3:30 PM

Series History	Notre Dame leads, 76-13-1
First Meeting	10-15-27 – Notre Dame, 19-6, in Baltimore, Md.
Last Meeting	11-5-16 – Navy, 28-27, in Jacksonville, Fla.
Niumatalolo vs. Notre Dame	3-6

QUICK FACTS

Location / Enrollment	Notre Dame, Ind. / 12,126
Nickname	Fighting Irish
Colors	Blue and Gold
Athletic Director	Jack Swarbrick
Conference	Independent
Home Field	Notre Dame Stadium
Capacity / Surface	80,795 / FieldTurf

FOOTBALL INFORMATION

2016 Overall Record	4-8
Starters R / L	18 / 7
Letterwinners R / L	39 / 19

COACHING STAFF

Head Coach	Brian Kelly (Assumption '83)
Record at Notre Dame	59-31 / Eighth Year
Overall Record	230-88-2 / 27th Year

MEDIA INFORMATION

SID Contact	Michael Bertsch
Office Phone	574-631-8642
E-Mail	mbertsc1@nd.edu
Web Site	und.com

2017 SCHEDULE

9-2	Temple	3:30 PM
9-9	Georgia	7:30 PM
9-16	at Boston College	TBA
9-23	at Michigan State	TBA
9-30	Miami (Ohio)	5:00 PM
10-7	at North Carolina	TBA
10-21	USC	7:30 PM
10-28	North Carolina State	3:30 PM
11-4	Wake Forest	3:30 PM
11-11	at Miami (Fla.)	TBA
11-18	Navy	3:30 PM
11-25	at Stanford	TBA

Game 11 HOUSTON

Nov. 24 • Houston, Texas • TBA

Series History	Houston leads, 2-1
First Meeting	12-15-80 – Houston, 35-0, East Rutherford, N.J.
Last Meeting	10-8-16 – Navy, 46-40, in Annapolis, Md.
Niumatalolo vs. Houston	1-1

QUICK FACTS

Location	Houston, Texas / 40,914
Nickname	Cougars
Colors	Scarlet and White
VP for Athletics	Hunter Yurachek
Conference	American Athletic
Home Field	TDECU Stadium
Capacity / Surface	40,000 / FieldTurf

FOOTBALL INFORMATION

2016 Overall Record / Conference Record	9-4 / 5-3
Bowl Game	Lost to San Diego State, 34-10, in the Las Vegas Bowl
Starters R / L	28 / 11
Letterwinners R / L	53 / 18

COACHING STAFF

Head Coach	Major Applewhite (Texas '02)
Record at Houston	0-0 / First Year
Overall Record	0-0 / First Year

MEDIA INFORMATION

SID Contact	David Bassity
Office Phone	713-743-9409
E-Mail	dbassity@central.uh.edu
Web Site	uhcougars.com

2017 SCHEDULE

9-2	at UTSA	TBA
9-9	at Arizona	TBA
9-16	Rice	TBA
9-23	Texas Tech	TBA
9-30	at Temple	TBA
10-7	SMU	TBA
10-14	at Tulsa	TBA
10-19	Memphis	TBA
10-28	East Carolina	TBA
11-4	at USF	TBA
11-18	at Tulane	TBA
11-24	Navy	TBA

Game 12 ARMY WEST POINT

Dec. 9 • Philadelphia, Pa. • 3:00 PM

Series History	Navy leads, 60-50-7
First Meeting	11-29-1890 – Navy, 24-0, in West Point, N.Y.
Last Meeting	12-10-16 – Army, 21-17, in Baltimore, Md.
Niumatalolo vs. Army	8-1

QUICK FACTS

Location / Enrollment	West Point, N.Y. / 4,400
Nickname	Black Knights
Colors	Black, Gold, Gray
Athletic Director	Boo Corrigan
Conference	Independent
Home Field	Michie Stadium
Capacity / Surface	40,000 / FieldTurf

FOOTBALL INFORMATION

2016 Overall Record	8-5
Bowl Game	Defeated North Texas, 38-31, in the Zaxby's Heart of Dallas Bowl
Starters R / L	16 / 8
Letterwinners R / L	66 / 19

COACHING STAFF

Head Coach	Jeff Monken (Milkin '89)
Record at Army	14-23 / Fourth Year
Overall Record	52-39 / Eighth Year

MEDIA INFORMATION

SID Contact	Matt Faulkner
Office Phone	845-938-6871
E-Mail	Matthew.Faulkner@usma.edu
Press Box Phone	845-938-3377
Web Site	GoArmyWestPoint.com

2017 SCHEDULE

9-1	Fordham	6:00 PM
9-9	Buffalo	12:00 Noon
9-16	at Ohio State	TBA
9-23	at Tulane	TBA
9-30	UTEP	3:30 PM
10-7	at Rice	TBA
10-14	Eastern Michigan	12:00 Noon
10-21	Temple	12:00 Noon
11-4	at Air Force	TBA
11-11	Duke	12:00 Noon
11-18	at North Texas	TBA
12-9	vs. Navy	3:00 PM

2017 NAVY FOOTBALL

ALL-TIME SERIES RECORDS & RESULTS / 2017-18 BOWL SCHEDULE

10-16-1976	L	13-21	Annapolis, Md.
10-22-1977	W	42-17	Annapolis, Md.
10-21-1978	W	9-0	Annapolis, Md.
10-13-1979	W	24-7 \$	Norfolk, Va.
9-27-1980	W	45-6	Annapolis, Md.
10-24-1981	W	27-0	Annapolis, Md.
10-16-1982	W	39-3	Annapolis, Md.
9-12-1987	L	12-27	Annapolis, Md.
9-21-1991	L	21-26	Annapolis, Md.

* first game played at Navy-Marine Corps Memorial Stadium
\$ played at the Oyster Bowl in Norfolk, Va.

WISCONSIN

Games: 2 / Series Tied, 1-1

Streak: Wisconsin, 1 game

Home - 0-0 / Road - 0-1 / Neutral - 1-0

11-17-1945	W	36-7 ^	Baltimore, Md.
10-15-1949	L	13-48	Madison, Wis.

* played at Municipal Stadium in Baltimore, Md.

WOOSTER COLLEGE

Games: 1 / Navy Leads, 1-0

Streak: Navy, 1 game

Home - 1-0 / Road - 0-0

11-28-1931	W	19-6	Annapolis, Md.
------------	---	------	----------------

YALE

Games: 10 / Yale Leads, 5-4-1

Streak: Navy, 1 game

Home - 1-1 / Road - 1-3-1 / Neutral - 2-1

10-12-1902	L	0-24	Annapolis, Md.
10-19-1935	L	6-7	New Haven, Conn.
10-17-1936	L	7-12 ^	Baltimore, Md.
10-15-1938	L	7-9	New Haven, Conn.
10-26-1940	W	21-0	New Haven, Conn.
10-17-1942	W	13-6 ^	Baltimore, Md.
9-29-1951	T	7-7	New Haven, Conn.
9-27-1952	W	31-7 *	Baltimore, Md.
10-3-1981	L	19-23	New Haven, Conn.
10-1-1988	W	41-7	Annapolis, Md.

* played at Municipal Stadium in Baltimore, Md.

* played at Memorial Stadium in Baltimore, Md.

2017-18 BOWL SCHEDULE

Date	Bowl Game	Location	Conference Partners
Dec. 16	R+L Carriers New Orleans Bowl	New Orleans, La.	Sun Belt / Conference USA
Dec. 16	AutoNation Cure Bowl	Orlando, Fla.	American / Sun Belt
Dec. 16	Las Vegas Bowl	Las Vegas, Nev.	Mountain West / Pac-12
Dec. 16	Gildan New Mexico Bowl	Albuquerque, N.M.	Conference USA / Mountain West
Dec. 16	Raycom Media Camellia Bowl	Montgomery, Ala.	MAC / Sun Belt
Dec. 19	Boca Raton Bowl	Boca Raton, Fla.	American / Conference USA
Dec. 20	Frisco Bowl	Frisco, Texas	American / TBA
Dec. 21	St. Petersburg Bowl	St. Petersburg, Fla.	American / Conference USA
Dec. 22	Bahamas Bowl	Nassau, Bahamas	Conference USA / MAC
Dec. 22	Famous Idaho Potato Bowl	Boise, Idaho	MAC / Mountain West
Dec. 23	Birmingham Bowl	Birmingham, Ala.	SEC / American
Dec. 23	Lockheed Martin Armed Forces Bowl	Fort Worth, Texas	Army / Big Ten
Dec. 23	Dollar General Bowl	Mobile, Ala.	MAC / Sun Belt
Dec. 24	Hawai'i Bowl	Honolulu, Hawai'i	American / Mountain West
Dec. 26	Quick Lane Bowl	Detroit, Mich.	Big Ten / ACC or Notre Dame
Dec. 26	Zaxby's Heart of Texas Bowl	Dallas, Texas	Big 12 / Conference USA
Dec. 26	Cactus Bowl	Phoenix, Ariz.	Big 12 / Pac-12
Dec. 27	Independence Bowl	Shreveport, La.	SEC / ACC or Notre Dame
Dec. 27	New Era Pinstripe Bowl	The Bronx, N.Y.	Big Ten / ACC or Notre Dame
Dec. 27	Texas Bowl	Houston, Texas	Big 12 / SEC
Dec. 28	Military Bowl presented by Northrop Grumman	Annapolis, Md.	ACC or Notre Dame / American
Dec. 28	Camping World Bowl	Orlando, Fla.	Big 12 / ACC or Notre Dame
Dec. 28	Valero Alamo Bowl	San Antonio, Texas	Big 12 / Pac-12
Dec. 29	Belk Bowl	Charlotte, N.C.	SEC / ACC or Notre Dame
Dec. 29	Hyundai Sun Bowl	El Paso, Texas	Pac-12 / ACC or Notre Dame
Dec. 29	Franklin American Heritage Music City Bowl	Nashville, Tenn.	SEC / Big Ten / ACC or Notre Dame
Dec. 29	Goodyear Cotton Bowl Classic ★	Arlington, Texas	At-Large / At-Large
Dec. 30	NOVA Home Loans Arizona Bowl	Tucson, Ariz.	Mountain West / Sun Belt
Dec. 30	TaxSlayer Bowl	Jacksonville, Fla.	SEC / ACC or Notre Dame / Big Ten
Dec. 30	AutoZone Liberty Bowl	Memphis, Tenn.	Big 12 / SEC
Dec. 30	PlayStation Fiesta Bowl ★	Glendale, Ariz.	At-Large / At-Large
Dec. 30	Capital One Orange Bowl ★	Miami Gardens, Fla.	ACC or Notre Dame / Big Ten / SEC
Jan. 1	Outback Bowl	Tampa, Fla.	Big Ten / SEC
Jan. 1	Chick-fil-A Peach Bowl ★	Atlanta, Ga.	At-Large / At-Large
Jan. 1	Citrus Bowl	Orlando, Fla.	SEC / ACC or Notre Dame / Big Ten
Jan. 1	Rose Bowl presented by Northwestern Mutual ★	Pasadena, Calif.	College Football Playoff - Semifinal
Jan. 1	Allstate Sugar Bowl ★	New Orleans, La.	College Football Playoff - Semifinal
Jan. 8	CFP National Championship Game	Atlanta, Ga.	Semifinal Winners
TBA	Foster Farms Bowl	Santa Clara, Calif.	Big Ten / Pac-12
TBA	SDCCU Holiday Bowl	San Diego, Calif.	Big Ten / Pac-12

★ New Year's Six Bowl Game

2017 NAVY FOOTBALL



2016 SEASON IN REVIEW

Season Results.....	112
Team Statistics	112
Offensive Statistics	112-113
Defensive Statistics.....	114
Game Recaps.....	115-123
Game 1 – Navy 52, Fordham 16.....	115
Game 2 – Navy 28, UConn 24	115
Game 3 – Navy 21, Tulane 14.....	116
Game 4 – Air Force 28, Navy 14	116
Game 5 – Navy 46, #6 Houston 40.....	117
Game 6 – #24 Navy 42, Memphis 28	117
Game 7 – USF 52, #22 Navy 45.....	118
Game 8 – Navy 28, Notre Dame 27	119
Game 9 – Navy 42, Tulsa 40.....	119
Game 10 –Navy 66, East Carolina 31	120
Game 11 – Navy 75, SMU 31	120
Game 12 – Temple 34, #19 Navy 10.....	121
Game 13 – Army West Point 21, #25 Navy 17.....	122
Game 14 – Louisiana Tech 48, #25 Navy 45	122



2017 NAVY FOOTBALL

2016 STATISTICS

DEFENSE

No.	Player	GP	Tackles			TFL-Yds	Sacks No-Yds	Pass Defense			Fumbles		Blkd	Kick	Saf
			Solo	Ast	Total			Int.-Yds.	BrUp	QBH	Rcv-Yds	FF			
44	THOMAS, Micah	14	65	42	107	3.0-12	1.0-7	.	3	1	
1	GILMAN, Alohi	14	50	26	76	5.0-10	.	.	5	.	2-2	1	.	.	
6	WILLIAMS, Sean	14	50	24	74	2.0-10	.	1-0	2	.	3-0	.	.	.	
52	MASON, Amos	14	36	20	56	8.5-46	2.0-23	.	1	2	1-0	1	1	.	
45	PALMORE, D.J.	13	36	20	56	11.5-61	6.0-47	.	4	2	.	1	1	.	
90	POLU, Jarvis	14	30	23	53	4.0-22	3.0-18	.	2	2	
17	WOOTEN, Tyris	14	41	10	51	1.0-6	.	2-0	10	
53	SULLIVAN, Hudson	10	27	19	46	1.0-1	.	.	1	.	.	1	.	.	
58	POWELL, Josiah	9	25	17	42	3.5-6	1.0-2	2-34	.	.	.	1	.	.	
26	THOMASSON, Daiquan	13	27	12	39	0.5-1	.	1-0	4	.	.	1	.	.	
68	FORRESTAL, Patrick	14	19	18	37	1.0-1	1.0-1	.	3	1	1-0	.	.	.	
54	HEFLIN, Taylor	14	17	15	32	1-0	.	.	.	
9	RYAN, Jarid	14	22	5	27	.	.	.	3	.	.	2	.	.	
49	KELLY, Mike	11	9	17	26	
55	COLBURN, Ted	14	10	14	24	1.0-2	.	.	2	3	
58	GONZALES, Daniel	4	10	13	23	1.0-7	
5	NORTON, Justin	11	15	7	22	1.0-3	.	1-26	1	2	
3	JONES, Brandon	13	13	9	22	2.0-14	1.0-10	.	.	1	1-0	.	.	.	
14	MERCHANT, Elijah	8	14	5	19	1.5-9	.	.	4	.	.	3	.	.	
91	SAYLES, Tyler	14	10	5	15	2.0-3	2.0-3	.	.	1	1-0	2	.	.	
97	UZOMA, Nnamdi	14	11	4	15	3.0-19	2.0-14	
59	HARRIS, Ryan	13	5	7	12	1-0	1	.	.	
99	PITTMAN, Jackson	14	5	6	11	1.0-5	2	.	.	
7	WILLIAMS, Khaylan	14	3	7	10	0.5-1	1	.	.	
40	MCCOY, Kevin	8	7	1	8	
51	HOWARD, Winn	14	3	5	8	1.0-1	
46	DORRIS, Conner	9	3	2	5	
80	LASTER, Terrence	14	2	3	5	
13	BATTLE, Kyle	7	2	2	4	
10	BRYANT, Cameron	4	2	2	4	
22	GULLEY, Toneo	12	3	.	3	
4	TILLMAN, Jamir	14	3	.	3	
95	VILLALOBOS, Anthony	7	2	1	3	
37	HAILEY, Juan	7	3	.	3	
42	BROWN, Josh	8	2	1	3	
50	CAROTHERS, Paul	2	2	.	2	
56	DAVENPORT, Myles	8	2	.	2	1.0-9	1.0-9	
50	ARMSTRONG, Monte	1	2	.	2	1	
11	THOMPSON, Jerry	4	1	.	1	
71	MARTIN, Evan	14	1	.	1	
96	CROMARTIE, Nizaire	14	.	1	1	1	
82	SCOTT, Craig	12	1	.	1	
4X	GILLIS, John	1	1	.	1	.	.	.	1	
87	COLON, Brandon	14	1	.	1	
21	WALKER, Tre	13	1	.	1	
47	STEWART, Matt	2	1	.	1	
92	WEBB, Josh	5	1	.	1	
28	ROMINE, Dishan	14	.	1	1	
TM	TEAM	10	1	
	TOTAL	14	596	364	960	56-249	20-134	7-60	46	17	11-2	17	2	1	
	OPPONENTS	14	581	414	995	59.0-195	23-116	7-11	16	2	9-86	9	3	.	

2017 NAVY FOOTBALL

2016 GAME RECAPS

☆ GAME 1 ☆

NAVY 52 FORDHAM 16

SEPT. 3, 2016 • ANNAPOLIS, MD. • 28,238
NAVY-MARINE CORPS MEMORIAL STADIUM

- (AP) **Malcolm Perry** sat in the stadium wearing his Navy dress whites. Plucked from the stands at halftime, he wound up in a much different uniform.
- From question mark to quarterback, Perry quickly became the buzz of college football.
- Navy found an unlikely replacement after starter **Tago Smith** was injured last Saturday, with Perry running seven times for 30 yards in a 52-16 win over Fordham.
- Listed down on the depth chart, Perry had been sick most of the week. The freshman was OK to play in the junior varsity game Friday.
- Perry was sitting with his classmates when Smith went down with a knee injury in the second quarter.
- Perry made his debut with 38 seconds left in the third quarter. He later put together a 90-yard drive in the fourth quarter that led to a field goal. He didn't throw a pass.
- Smith served for three years as a backup to record-setting quarterback Keenan Reynolds before getting this chance to start.
- Smith flawlessly ran Navy's triple-option offense until he was hurt on a 22-yard run with 14:17 left in the half.
- In just over one quarter, Smith ran for 97 yards on 10 carries with a pair of touchdowns.
- Will Worth took over and scored on a 7-yard run that gave the Midshipmen a 28-10 lead. He also threw a 57-yard touchdown pass to **Toneo Guley**.
- Junior fullback **Chris High** ran for 176 yards on 10 carries with two touchdowns, including a 70-yard scamper, in his first career start. It was the most rushing yards by a Navy fullback since 2010.
- Kevin Anderson completed 26 of 45 passes for 302 yards with a touchdown for the Rams.
- Chase Edmonds, the 2015 Patriot League Offensive Player of the Year, finished with 70 yards on 18 carries for Fordham, ranked No. 20 in the NCAA FCS Coaches poll.

Score By Quarters	1	2	3	4	F
Fordham (0-1)	10	0	3	3	-- 16
Navy (1-0)	21	14	14	3	-- 52

Scoring Summary

1	14:48	N	7-yd run Tago Smith (Moehring)	1-7, 0:12
1	8:27	N	4-yd run Myles Swain (Moehring)	7-71, 3:20
1	5:29	F	30-yd field goal Makay Redd	9-62, 2:58
1	4:29	N	11-yd run Tago Smith (Moehring)	3-61, 1:00
1	1:58	F	34-yd pass Phazahn Odom from Kevin Anderson (Redd)	5-75, 2:31
2	13:12	N	8-yd run Will Worth (Moehring)	8-84, 3:46
2	5:07	N	5-yd run Chris High (Moehring)	4-22, 1:22
3	8:19	F	23-yd field goal Makay Redd	11-65, 4:05
3	7:57	N	70-yd run Chris High (Moehring)	1-70, 0:22
3	2:53	N	57-yd pass Toneo Guley from Will Worth (Moehring)	2-61, 0:43
4	9:18	N	23-yd field goal Bennett Moehring	10-90, 6:20
4	7:52	F	31-yd field goal Makay Redd	8-61, 1:26

Team Stats	Fordham	Navy
FIRST DOWNS	24	18
RUSHES-YARDS (NET)	36-162	53-427
PASSING YARDS (NET)	302	123
Passes Comp-Att-Int	26-45-0	4-4-0
TOTAL OFFENSE PLAYS-YARDS	81-464	57-550
Fumble Returns-Yards	0-0	0-0
Punt Returns-Yards	2-26	1-18
Kickoff Returns-Yards	4-38	4-101
Interception Returns-Yards	0-0	0-0
Punts (Number-Avg.)	3-43.0	2-44.5
Fumbles-Lost	1-1	2-0
Penalties-Yards	5-35	2-16
Time of Possession	30:17	29:43
Third-Down Conversions	8-18	5-10
Fourth-Down Conversions	1-4	1-2
Red Zone Scores-Chances	3-3	6-6

Individual Leaders

RUSHING: Fordham - Edmonds 18-70, Pearcey 8-69, Anderson 10-23. Navy - High 10-176, Smith 10-97, Bonner 3-57, Perry 7-30, Worth 9-22, Josh Brown 2-17, Gargiulo 4-13, White 4-13, Swain 1-4, Josh Walker 1-2, Daniel 1(-1), Team 1(-3).

PASSING (Comp-Att-Int, Yds): Fordham - Anderson 26-45-0, 302. Navy - Worth 3-3-0, 78; Smith 1-1-0, 45.
RECEIVING: Fordham - Longi 7-64, Cantelli 5-42, Odom 3-66, Lumley 3-60, Solano 3-23, Edmonds 2-25, Caddle 2-3, Searight 1-19. Navy - Tillman 2-21, Guley 1-57, Cass Jr. 1-45.

INTERCEPTIONS: Fordham - None. Navy - None.

SACKS (#YDS): Fordham - Fitzgerald 1-6, Dawson 1-6, Angel 0.5-2, Weir 0.5-2. Navy - Palmore 1-4, Polu 1-3, Powell 1-2.

TACKLES: Fordham - Barletta 8, Harm 7, Mabin 5, Vaughn 5, Fitzgerald 4. Navy - Gonzales 10, Wooten 7, Powell 7, Thomas 6, Palmore 6.

☆ GAME 2 ☆

NAVY 28 UCONN 24

SEPT. 10, 2016 • ANNAPOLIS, MD. • 31,501
NAVY-MARINE CORPS MEMORIAL STADIUM

- (AP) Senior **Will Worth** scored two touchdowns in his debut as Navy's starting quarterback and the Midshipmen survived a hectic finish in a 28-24 victory over UConn.
- Worth bulled in from the 1-yard line with 3:08 remaining after a 26-yard punt return gave Navy a first down at the UConn 17.
- The Huskies then moved to the Navy 1 and took their final timeout with 17 seconds left. Ron Johnson was subsequently stuffed on a rush attempt, and the clock ran out before UConn could run another play.
- The Mids scored on their first two possessions and went up 21-0 on a 2-yard fumble return by freshman **Alohi Gilman** in the second quarter.
- UConn answered with 24 straight points before Worth scored the game's final touchdown.
- In addition to capably directing the triple option, Worth ran for 44 yards, completed his first four passes and finished 6 for 8 for 130 yards.
- Bryant Shirreffs completed 23 of 26 passes for the Huskies.
- After Navy jumped to a 21-0 lead, the Huskies battled back. Shirreffs threw a 34-yard touchdown pass to Noel Thomas with 1:10 left in the first half. Johnson scored on a 3-yard run and Jamar Summers rambled 86 yards with a fumble by fullback **Chris High**.
- Bobby Puyol kicked a 38-yard field goal with 9:08 remaining to give the Huskies their first lead at 24-21.

Score By Quarters	1	2	3	4	F
UConn (1-1, 0-1 AAC)	0	7	14	3	-- 24
Navy (2-0, 1-0 AAC)	7	14	0	7	-- 28

Scoring Summary

1	4:52	N	4-yd run Chris High (Moehring)	10-96, 4:57
2	10:35	N	1-yd run Will Worth (Moehring)	9-80, 4:51
2	5:36	N	2-yd fumble recovery Alohi Gilman (Moehring)	--
2	1:10	C	34-yd pass Noel Thomas from Bryant Shirreffs (Puyol)	10-80, 3:14
3	8:07	C	3-yd run Ron Johnson (Puyol)	10-60, 4:55
3	2:39	C	86-yd fumble recovery Jamar Summers (Puyol)	--
4	9:08	C	38-yd field goal Bobby Puyol	9-70, 4:29
4	3:08	N	1-yd run Will Worth (Moehring)	4-17, 1:49

Team Stats	UConn	Navy
FIRST DOWNS	19	18
RUSHES-YARDS (NET)	34-90	50-235
PASSING YARDS (NET)	264	130
Passes Comp-Att-Int	24-27-0	6-8-0
TOTAL OFFENSE PLAYS-YARDS	61-354	58-365
Fumble Returns-Yards	1-86 (TD)	1-2 (TD)
Punt Returns-Yards	0-0	2-46
Kickoff Returns-Yards	5-80	2-48
Interception Returns-Yards	0-0	0-0
Punts (Number-Avg.)	4-40.0	3-42.7
Fumbles-Lost	5-2	1-1
Penalties-Yards	2-6	2-30
Time of Possession	30:13	29:47
Third-Down Conversions	5-11	5-10
Fourth-Down Conversions	1-1	0-1
Red Zone Scores-Chances	1-2	3-6

2017 NAVY FOOTBALL

2016 GAME RECAPS

Individual Leaders

RUSHING: UConn - Johnson 10-33, Shirreffs 13-32, Newsome 9-13, Thomas 2-12. Navy - Romine 9-76, Worth 19-44, High 7-36, Gulley 5-33, T. Walker 2-19, Cass Jr. 5-16, Bonner 1-7, White 2-4.

PASSING (Comp-Att-Int, Yds): UConn - Shirreffs 23-26-0, 239; Davis 1-1-0, 25. Navy - Worth 6-8-0, 130.

RECEIVING: UConn - Thomas 11-116, Mayala 5-68, Bloom 2-31, Johnson 2-10, Davis 2-8, McLean 1-24, Newsome 1-7. Navy - Tillman 4-75, Cass Jr. 1-40, Romine 1-15.

INTERCEPTIONS: UConn - None. Navy - None.

SACKS (#YDS): UConn - Carrezola 1.0-1, Ormsby 1.0-3. Navy - Davenport 1.0-9.

TACKLES: UConn - Walsh 12, Melifonwu 10, Carrezola 7, Diggs 6, Joseph 4. Navy - Gilman 10, Woolen 10, Thomas 7, S. Williams 6, Powell 4.

☆ GAME 3 ☆

NAVY 21
TULANE 14

SEPT. 17, 2016 • NEW ORLEANS, LA. • 21,503
YULMAN STADIUM

- (AP) A week after Navy quarterback **Will Worth** scored the winning touchdown on a late, 1-yard run against Connecticut in his first start, he did the same thing in a 21-14 American Athletic Conference victory against Tulane two weeks ago.
- The winner against Connecticut came with 3:08 left in a 28-24 victory and the winner against Tulane came with 2:57 left, capping a performance in which he had 113 yards rushing on 25 carries.
- Worth had eight carries for 58 yards on the winning 10-play, 72-yard drive. He followed that TD run by throwing a two-point conversion pass to **Toneo Gulley** for a 21-14 lead.
- Tulane's Andrew DiRocco missed wide left on a 45-yard field goal attempt with 7:39 left in the game, setting up Navy's winning drive.
- After a scoreless first quarter, Navy drove 94 yards on 15 plays and took a 7-0 lead on **Chris High's** 6-yard touchdown run. The 15 plays were the most by the Midshipmen on a possession this season.
- Tulane responded with an 8-play (all runs), 75-yard drive capped by a 2-yard touchdown from Josh Rounds. He had five carries for 52 yards on the drive.
- **Shawn White** had 4-yard touchdown run, but **Bennett Moehring** missed the extra point and Navy led 13-7.
- The Green Wave responded with a 76-yard drive that ended with 36-yard touchdown run by Dontrell Hilliard with 19 seconds left in the third quarter.

Score By Quarters	1	2	3	4	F
Navy (3-0, 2-0 AAC)	0	7	6	8	21
Tulane (1-2, 0-1 AAC)	0	7	7	0	14

Scoring Summary

2	14:28	N	6-yd run Chris High (Moehring)	15-94, 7:17
2	10:22	T	2-yd run Josh Rounds (DiRocco)	8-75, 4:06
3	4:52	N	4-yd run Shawn White (Moehring fail)	11-75, 4:53
3	0:19	T	36-yd run Dontrell Hilliard (DiRocco)	9-76, 4:27
4	2:57	N	1-yd run Will Worth (Gulley from Worth 2pt conv)	10-72, 4:42

Team Stats	Navy	Tulane
FIRST DOWNS	21	14
RUSHES-YARDS (NET)	55-287	47-240
PASSING YARDS (NET)	59	21
Passes Comp-Att-Int	5-12-0	3-12-0
TOTAL OFFENSE PLAYS-YARDS	67-346	59-261
Fumble Returns-Yards	0-0	0-0
Punt Returns-Yards	1-0	1-3
Kickoff Returns-Yards	0-0	3-55
Interception Returns-Yards	0-0	0-0
Punts (Number-Avg.)	4-37.2	5-40.2
Fumbles-Lost	2-2	1-0
Penalties-Yards	3-30	9-71
Time of Possession	31:06	28:54
Third-Down Conversions	9-14	2-12
Fourth-Down Conversions	0-0	3-4
Red Zone Scores-Chances	3-4	1-1

Individual Leaders

RUSHING: Navy - Worth 25-113, Gulley 7-80, High 9-51, Romine 5-41, T. Walker 2-10, White 2-6, J. Walker 1-1, Cass Jr. 1-(2), Team 3-(13). Tulane - Hilliard 16-97, Rounds 11-75, Brantley 10-29, Encalade 2-23, Thompson 6-20, Cuiellette 2-(4).

PASSING (Comp-Att-Int, Yds): Navy - Worth 5-12-0, 59. Tulane - Brantley 3-12-0, 21; Cuiellette 0-0-0, 0.

RECEIVING: Navy - Tillman 3-47, Scott 1-7, White 1-5. Tulane - Hilliard 2-16, Breaux 1-5.

INTERCEPTIONS: Navy - None. Tulane - None.

SACKS (#YDS): Navy - Palmore 2.0-16. Tulane - Marley 2.0-13, Woullard 1.0-7.

TACKLES: Navy - Gonzales 9, Thomas 8, Palmore 7, Powell 6, Gilman 5. Tulane - Marley 14, Franklin 9, Teamer 8, Lewis 6, Smart 6.

☆ GAME 4 ☆

AIR FORCE 28
NAVY 14

OCT. 1, 2016 • COLORADO SPRINGS, COLO. • 43,063
FALCON STADIUM

- (AP) Weston Steelhammer led a dominating defensive effort, while tailback Tim McVey scored twice, including a 62-yard TD catch, to lead Air Force to a 28-14 victory over Navy. The win extended the Falcons' home winning streak to 15 straight.
- Jalen Robinette had five catches for 163 yards for Air Force, including a 75-yard TD catch late in the third quarter that broke open the game.
- The Midshipmen averted a shutout on a 6-yard TD run by **Shawn White** with 8:33 remaining. The option-oriented team finished with more yards passing (260) than rushing (57). For that matter, so did Air Force (257 yards passing, 173 on the ground).
- Steelhammer sat out the first half after being disqualified for a targeting call in the third quarter the previous week at Utah State. He watched the opening half from the locker room, but soon made his presence felt by picking off a **Will Worth** pass with Navy driving in the third quarter. He had another late in the game. He was the leader of a unit that had six sacks, eight tackles for loss, a fumble recovery and held a Navy team averaging 316.3 yards rushing to just 57.
- The first half was ruled by defense with the only score a field goal. A surprise, too, given that Air Force and Navy came in averaging a combined 906 yards per game.
- Air Force began to pull away in the third quarter when McVey scored on a 1-yard plunge. Robinette soon followed with his TD catch from Nate Romine, who finished 8 of 14 for a career-high 257 yards and two scores.

Score By Quarters	1	2	3	4	F
Navy (3-1)	0	0	0	14	14
Air Force (4-0)	0	3	14	11	28

Scoring Summary

2	4:29	AF	36-yd field goal Luke Strebel	4-(7), 1:01
3	9:57	AF	1-yd run Tim McVey (Strebel)	10-78, 4:59
3	4:40	AF	75-yd pass Jalen Robinette from Nate Romine (Strebel)	2-62, 1:11
4	11:33	AF	22-yd field goal Luke Strebel	14-82, 6:45
4	8:33	N	6-yd run Shawn White (Moehring)	8-75, 3:00
4	6:23	AF	62-yd pass T. McVey from N. Romine (Cleveland 2pt conv)	4-77, 2:07
4	0:10	N	1-yd run Will Worth (Moehring)	14-86, 4:37

Team Stats	Navy	Air Force
FIRST DOWNS	18	18
RUSHES-YARDS (NET)	38-57	53-173
PASSING YARDS (NET)	260	257
Passes Comp-Att-Int	17-31-2	8-15-1
TOTAL OFFENSE PLAYS-YARDS	69-317	68-430
Fumble Returns-Yards	0-0	1-0
Punt Returns-Yards	2-(2)	1-3
Kickoff Returns-Yards	1-23	1-18
Interception Returns-Yards	1-0	2-0
Punts (Number-Avg.)	5-40.4	5-45.4
Fumbles-Lost	1-1	1-0
Penalties-Yards	3-15	5-70
Time of Possession	28:00	32:00
Third-Down Conversions	5-15	8-16
Fourth-Down Conversions	3-5	0-0
Red Zone Scores-Chances	2-2	3-3

2017 NAVY FOOTBALL

2016 GAME RECAPS

Individual Leaders

RUSHING: Navy - High 11-32, White 5-21, Romine 2-7, Gulley 2-6, Team 1-(3), Worth 17-(6). **Air Force** - Owens 15-63, Johnson 14-58, Davern 9-33, Cleveland 1-9, Williams 1-7, McVey 4-4, Romine 7-2, Team 2-(3).

PASSING (Comp-Att-Int, Yds): Navy - Worth 17-30-2, 260; Team 0-1-0, 0. **Air Force** - Romine 8-14-0, 257; Williams 0-1-1, 0.

RECEIVING: Navy - Tillman 9-128, Colon 2-59, Gulley 2-11, Romine 1-30, Jackson 1-21, Carmona 1-6, Cass Jr. 1-5. **Air Force** - Robinette 5-163, McVey 1-62, Reffitt 1-21, Owens 1-11.

INTERCEPTIONS: Navy - Thomasson 1-0. **Air Force** - Steelhammer 2-0.

SACKS (#YDS): Navy - None. **Air Force** - Dunn Jr. 2.5-12, Watson 2.0-20, Flor 1.0-6, Ross 0.5-3.

TACKLES: Navy - Thomas 11, Williams 7, Gilman 6, Mason 6, Polu 6. **Air Force** - Ross 11, Linn 7, Dunn Jr. 7, Hicks 6, Flor 6.

☆ GAME 5 ☆

NAVY 46

#6 HOUSTON 40

OCT. 8, 2016 • ANNAPOLIS, MD. • 34,531
NAVY-MARINE CORPS MEMORIAL STADIUM

- (AP) Senior quarterback **Will Worth** ran for 115 yards and threw for two touchdowns to help lead Navy to a 46-40 victory over #6 Houston. The Midshipmen hadn't defeated a top 10 team since 1984, when it topped #2 South Carolina in Annapolis.
- When it was over, streams of the Brigade of Midshipmen stormed the field to surround the players, most of them jumping for joy.
- Navy won behind a precise attack that shredded the nation's top-ranked rushing defense. Coming off a 28-14 loss to Air Force, the Mids came in as a 17-point underdog.
- Houston committed three turnovers, gave up two points on a poor snap in punt formation and simply couldn't find a way to stop Navy's triple option.
- The Cougars, meanwhile, gave up more points than in their previous four games combined.
- Navy finished with 306 yards rushing against a Houston defense that was allowing only 42 yards on the ground per game.
- Though the game was a sellout, thousands of fans failed to show because of the weather. Those who took their seats realized an upset was possible after first half ended tied at 20.
- Navy scored three touchdowns in the third quarter - two of them on passes by Worth, the other on **Josiah Powell's** 34-yard interception return - to take a 41-27 lead.
- That proved to be a deficit too deep to handle for the Cougars, especially because their defense simply couldn't find a solution for Navy's multi-faceted attack.
- Houston had won 19 of its last 20 games, including a 52-31 blowout of Navy last year. But on this day, the Cougars lost despite compiling 484 yards in offense.
- Greg Ward Jr. went 32 for 50 for 359 yards and three touchdowns. He also ran for 94 yards and a score, but the Cougars never led after going up 20-17 in the second quarter.
- His two interceptions were also a factor. Navy scored 17 points following Houston giveaways and did not commit a turnover.

Score By Quarters	1	2	3	4	F
Houston (5-1, 2-1 AAC)	10	10	7	13	--
Navy (4-1, 3-0 AAC)	10	10	21	5	--

Scoring Summary

1	11:13	H	32-yd pass Steven Dunbar from G. Ward Jr. (Cummings)	5-70, 1:39
1	10:55	N	12-yd run Chris High (Moehring)	1-12, 0:18
1	8:00	H	39-yd field goal Ty Cummings	7-25, 2:55
1	2:11	N	24-yd field goal Bennett Moehring	11-66, 5:49
2	14:00	H	36-yd field goal Ty Cummings	9-25, 3:11
2	10:33	N	2-yd run Will Worth (Moehring)	7-71, 3:27
2	8:41	H	29-yd pass Dillon Birden from Greg Ward Jr. (Cummings)	6-80, 1:52
2	0:00	N	38-yd field goal Bennett Moehring	10-42, 2:50
3	11:03	N	17-yd pass Darryl Bonner from Will Worth (Moehring)	6-41, 2:57
3	10:02	N	34-yd interception return Josiah Powell (Moehring)	---
3	5:12	H	8-yd run Greg Ward Jr. (Cummings)	14-81, 4:50
3	1:25	N	34-yd pass Brandon Colon from Will Worth (Moehring)	7-80, 3:47
4	13:18	H	2-yd run by Dillon Birden (Cummings PAT blocked)	8-73, 3:07
4	5:39	N	Team safety	---
4	4:38	N	40-yd field goal Bennett Moehring	4-7, 1:01
4	1:57	H	17-yd pass Chance Allen from G. Ward Jr. (Cummings)	13-70, 2:41

Team Stats

	Houston	Navy
FIRST DOWNS	28	20
RUSHES-YARDS (NET)	33-125	63-306
PASSING YARDS (NET)	359	76
Passes Comp-Att-Int	32-50-2	3-5-0
TOTAL OFFENSE PLAYS-YARDS	83-484	68-382
Fumble Returns-Yards	0-0	0-0
Punt Returns-Yards	0-0	0-0
Kickoff Returns-Yards	4-63	6-200
Interception Returns-Yards	0-0	2-34 (TD)
Punts (Number-Avg.)	0-0.0	3-49.3
Fumbles-Lost	2-1	2-0
Penalties-Yards	4-30	1-5
Time of Possession	25:16	34:44
Third-Down Conversions	7-16	6-15
Fourth-Down Conversions	4-5	1-2
Red Zone Scores-Chances	5-5	5-6

Individual Leaders

RUSHING: Houston - Ward Jr. 17-94, Birden 13-51, Car 1-3, King 1-(5), Team 1-(18). **Navy** - Worth 32-115, Gulley 6-63, Romine 6-40, White 10-38, High 2-25, Bonner 5-20, Swain 2-5.

PASSING (Comp-Att-Int, Yds): Houston - Ward Jr. 32-50-2, 359. **Navy** - Worth 3-5-0, 76.

RECEIVING: Houston - Bonner 9-117, Dunbar 9-112, Allen 7-87, King 3-21, Birden 2-22, Car 1-5, Johnson 1-(1), Ward Jr. 0-(4). **Navy** - Bonner 2-42, Colon 1-34.

INTERCEPTIONS: Houston - None. **Navy** - Powell 2-34.

SACKS (#YDS): Houston - None. **Navy** - Polu 1.0-2, Sayles 1.0-2.

TACKLES: Houston - Hines 12, Adams 12, Oliver 11, Williams 10, Carter 6. **Navy** - Kelly 8, Mason 7, S. Williams 7, Thomas 7, Palmore 6.

☆ GAME 6 ☆

#24 NAVY 42

MEMPHIS 28

OCT. 22, 2016 • ANNAPOLIS, MD. • 35,943
NAVY-MARINE CORPS MEMORIAL STADIUM

- (AP) **Will Worth** and No. 24 Navy played keep-away with Memphis while running the Tigers into the ground. Worth rushed for a career-high 201 yards and three touchdowns, and No. 24 Navy ran over Memphis, 42-28, for its 14th consecutive home victory.
- In addition to operating the triple option in near-flawless fashion, Worth completed three of four passes for 85 yards and two scores.
- The last Navy player to rush for 200 yards was Keenan Reynolds in 2014.
- Worth carried 31 times and orchestrated an attack that held the ball for nearly 40 minutes. That left high-scoring Memphis little time to counter-punch.
- The Midshipmen gained a season-high 447 yards on the ground, averaging 6 yards per carry.
- The victory put Navy in sole possession of first place in the AAC West and served as a suitable encore for its 46-40 upset of defending league champion Houston two weeks ago.
- Navy's 14-game home winning streak is its longest at Navy-Marine Corps Memorial Stadium since the facility opened in 1959.
- Tony Pollard returned a kickoff 100 yards and Riley Ferguson completed 25 of 40 passes for 333 yards and two touchdowns for Memphis. But the Tigers simply couldn't score enough to offset the damage inflicted by Navy's sensational running attack.
- Worth's second touchdown run put Navy ahead 28-14 early in the third quarter. Memphis responded with a 9-yard TD pass from Ferguson to Daniel Hurd.
- As the clock wound down in the third quarter, Navy faced a fourth-and-4 at the Memphis 18. Norvell called a timeout, hoping to make the Mids try to kick a field goal into a stiff wind. Instead, Navy went up 35-21 on a touchdown pass from Worth to Tyler Carmona.
- After Memphis again got within a touchdown, a 52-yard completion by Worth led to a 32-yard field goal try by **Bennett Moehring**. The kick clanged off the left upright with 5:40 to go.
- But a fumble by Tigers wide receiver Roderick Proctor that was forced by **Elijah Merchant** and was recovered by **Tyler Sayles** with 3:39 remaining, gave Navy the ball back and Worth clinched it with a 1-yard plunge.

Score By Quarters	1	2	3	4	F
Memphis (5-2, 2-1 AAC)	14	0	7	7	--
Navy (5-1, 4-0 AAC)	14	7	14	7	--

2017 NAVY FOOTBALL

2016 GAME RECAPS

Scoring Summary

1	12:26	M	33-yd pass Anthony Miller from Riley Ferguson (Elliott)	7-75, 2:34
1	6:30	N	4-yd run Shawn White (Moehring)	11-65, 5:56
1	6:17	M	100-yd kickoff return Tony Pollard (Elliott)	--
1	0:42	N	15-yd pass Jamir Tillman from Will Worth (Moehring)	10-61, 5:35
2	1:19	N	3-yd run Will Worth (Moehring)	9-70, 3:11
3	9:14	N	4-yd run Will Worth (Moehring)	11-75, 5:46
3	5:42	M	9-yd pass Daniel Hurd from Riley Ferguson (Elliott)	13-82, 3:32
3	0:00	N	18-yd pass Tyler Carmona from Will Worth (Moehring)	12-75, 5:42
4	10:21	M	7-yd run Patrick Taylor	4-70, 1:04
4	2:01	N	1-yd run Will Worth (Moehring)	5-43, 1:38

Team Stats	Memphis	Navy
FIRST DOWNS	24	27
RUSHES-YARDS (NET)	31-98	74-447
PASSING YARDS (NET)	333	85
Passes Comp-Att-Int	25-40-0	3-4-0
TOTAL OFFENSE PLAYS-YARDS	71-431	78-532
Fumble Returns-Yards	0-0	0-0
Punt Returns-Yards	0-0	1-0
Kickoff Returns-Yards	4-154 (TD)	2-29
Interception Returns-Yards	0-0	0-0
Punts (Number-Avg.)	2-41.5	2-34.5
Fumbles-Lost	2-1	2-1
Penalties-Yards	3-25	3-20
Time of Possession	20:12	39:48
Third-Down Conversions	8-15	8-13
Fourth-Down Conversions	2-3	2-2
Red Zone Scores-Chances	2-3	6-7

Individual Leaders

RUSHING: Memphis - Dorceus 8-41, Henderson 9-35, Taylor 4-18, Pollard 2-15, Ferguson 8-(11). Navy - Worth 31-201, Romine 7-92, High 16-72, Bonner 4-22, Josh Brown 2-16, White 6-15, T. Walker 2-10, Cass Jr. 4-10, Gulley 2-9.

PASSING (Comp-Att-Int, Yds): Memphis - Ferguson 25-40-0, 333. Navy - Worth 3-4-0, 85.

RECEIVING: Memphis - Miller 9-134, Hurd 5-78, Pollard 4-26, Mayhue 3-43, Dykes 1-30, Magnifico 1-9, Proctor 1-8, Taylor 1-5. Navy - Bonner 1-52, Carmona 1-18, Tillman 1-15.

INTERCEPTIONS: Memphis - None. Navy - None.

SACKS (#YDS): Memphis - None. Navy - Palmore 2.0-23, Merchant 1.0-13, Sayles 1.0-1.

TACKLES: Memphis - Akins 16, Morley 11, Cook 8, Avery 8, Hall 8. Navy - Powell 9, Sullivan 8, S. Williams 7, Thomas 7, Palmore 7.

☆ GAME 7 ☆

USF 52

#22 NAVY 45

OCT. 28, 2016 • TAMPA, FLA. • 31,824

RAYMOND JAMES STADIUM

- (AP) Quinton Flowers ran for 176 yards and two touchdowns to help USF get back on track in the American Athletic Conference with a 52-45 victory over #22 Navy.
- Rebounding from a 16-point loss to Temple that cost the Bulls sole possession of first place in the AAC's East Division, Flowers keyed a balanced attack that amassed 629 yards total offense against an overmatched Navy defense that yielded TDs on USF's first six possessions of the game to fall behind 42-14 at halftime.
- Will Worth ran for four touchdowns for Navy, which leads the AAC West and entered game as the only team without a loss in league play after beating then-No. 6 Houston and Memphis to nudge into the top 25.
- Flowers joined Marlon Mack in topping 100 yards rushing for the third time in four games. The dual-threat quarterback scored on runs of 1 and 63 yards, while also throwing for 219 and two more TDs.
- Mack scored on an 85-yard run in the opening quarter and finished with 125 on 11 carries for the 18th 100-yard performance of his career, fifth this season.
- Worth rushed for 129 yards and scored on runs of 4, 1, 1 and 2 yards for Navy, which was forced to throw the ball more than the Midshipmen are accustomed, with Worth going 15 of 27 for 299 yards, one touchdown and one interception.
- The senior quarterback from Valrico, Fla. - a short drive from the USF campus - set up one of his TDs with a 42-yard completion to Toneo Gulley. The Midshipmen attempted more than eight passes in a game for only the third time this season, finishing with 616 yards total offense, including 317 rushing.
- Worth's 9-yard TD pass to Darryl Bonner came on the game's final play.

Score By Quarters

	1	2	3	4	F
Navy (5-2, 4-1 AAC)	0	14	7	24	--
USF (7-2, 4-1 AAC)	28	14	3	7	--

Scoring Summary

1	13:49	SF	63-yd run Quinton Flowers (Nadelman)	4-75, 1:11
1	7:25	SF	23-yd run D Ernest Johnson (Nadelman)	7-47, 2:52
1	4:43	SF	85-yd run Marlon Mack (Nadelman)	1-85, 0:13
1	3:10	SF	41-yd pass Elkanah Dillon from Q. Flowers (Nadelman)	2-46, 0:35
2	14:56	N	4-yd run Will Worth (Moehring)	6-72, 3:14
2	10:43	SF	1-yd run Quinton Flowers (Nadelman)	12-68, 4:13
2	6:34	N	1-yd run Will Worth (Moehring)	9-75, 4:09
2	1:52	SF	16-yd pass M. Valdes-Scantling from Q. Flowers (Nadelman)	13-75, 4:42
3	8:03	SF	27-yd field goal Emilio Nadelman	15-74, 5:24
3	4:13	N	1-yd run Will Worth (Moehring)	8-70, 3:50
4	10:34	N	3-yd run Toneo Gulley (2pt conv. fail)	16-99, 6:56
4	9:22	SF	16-yd run D Ernest Johnson (Nadelman)	3-46, 1:12
4	7:14	N	2-yd run Toneo Gulley (2pt conv. fail)	6-72, 2:08
4	2:28	N	2-yd run Will Worth (2pt conv. fail)	7-67, 2:12
4	0:00	N	9-yd pass Darryl Bonner from Will Worth	8-85, 0:51

Team Stats

Team Stats	Navy	USF
FIRST DOWNS	29	25
RUSHES-YARDS (NET)	54-317	44-412
PASSING YARDS (NET)	299	217
Passes Comp-Att-Int	15-27-1	20-30-0
TOTAL OFFENSE PLAYS-YARDS	81-616	74-629
Fumble Returns-Yards	0-0	0-0
Punt Returns-Yards	1-6	1-31
Kickoff Returns-Yards	4-77	5-39
Interception Returns-Yards	0-0	1-0
Punts (Number-Avg.)	3-48.0	2-38.5
Fumbles-Lost	0-0	1-1
Penalties-Yards	2-10	8-50
Time of Possession	33:01	26:59
Third-Down Conversions	8-13	12-16
Fourth-Down Conversions	1-2	0-0
Red Zone Scores-Chances	7-7	4-4

Individual Leaders

RUSHING: Navy - Worth 28-129, Gulley 7-60, High 10-53, Sh. White 3-32, Cass Jr. 5-31, Romine 1-12. USF - Flowers 13-176, Mack 11-125, Johnson 19-107, Kean 1-4.

PASSING (Comp-Att-Int, Yds): Navy - Worth 15-25-1, 299; Team 0-2-0, 0. USF - Flowers 19-29-0, 219; Kean 1-1-0, (2).

RECEIVING: Navy - Tillman 4-76, Romine 3-61, Cass Jr. 3-56, Bonner 3-50, Gulley 1-42, Sh. White 1-14. USF - Adams 7-54, McCants 3-27, Mack 3-25, Valdes-Scantling 2-26, Dillon 1-41, Wilcox 1-23, Johnson 1-14, Barr 1-9, Antoine 1-(2).

INTERCEPTIONS: Navy - None. USF - Hoggins 1-0.

SACKS (#YDS): Navy - None. USF - None.

TACKLES: Navy - Sullivan 13, Thomasson 7, S. Williams 6, Polu 6, Powell 5, Woolen 5, Gilman 5. USF - Godwin 9, Sanchez 8, Nichols 6, Hector 6, Childs 5, Thomas 5, McGee 5.

2017 NAVY FOOTBALL

2016 GAME RECAPS



☆ GAME 8 ☆
NAVY 28
NOTRE DAME 27
 NOV. 5, 2016 • JACKSONVILLE, FLA. • 50,867
 EVERBANK FIELD

- (AP) **Will Worth** ran for 175 yards and two touchdowns, his eighth consecutive game with a rushing score, and Navy beat Notre Dame, 28-27, Saturday in the nation's longest-running interseasonal rivalry.
- It was a rare victory in the series for the Midshipmen, who beat the Irish for just the fourth time since 1963. Notre Dame had won five in a row against Navy.
- Trailing 28-24 with a little more than 7 minutes to go, Notre Dame Head Coach Brian Kelly opted for a 31-yard field goal instead of trying to convert a fourth-and-4 play at the 14. He made the call even though his defense hadn't forced a punt all afternoon.
- Navy got the ball and ran out the clock with its triple-option offense. Worth converted two huge fourth-down plays on the final drive, one on a dive play near midfield and another with a pass to **Jamir Tillman** that essentially ended the game.
- Worth took a knee after that, setting off a raucous celebration.
- Tillman finished with four receptions for 41 yards. Worth notched with his fourth straight 100-yard rushing performance and fifth of the season.
- Navy finished with 368 yards, including 320 on the ground.
- The Midshipmen actually punted once, but it was wiped out after a replay because Notre Dame had 12 men on the field. Instead, Navy kept the drive alive, converted a fourth-and-1 play and Worth later scored his second rushing TD and his 15th of the season.

Score By Quarters	1	2	3	4	F
Notre Dame (3-6)	10	7	7	3	--
Navy (6-2, 4-1 AAC)	7	7	7	7	--

Scoring Summary

1	11:30	ND	26-yd pass Torii Hunter Jr. from Deshone Kizer (Yoon)	10-83, 3:30
1	6:30	N	16-yd run Darryl Bonner (Moehring)	9-73, 5:00
1	1:47	ND	39-yd field goal Justin Yoon	11-48, 4:43
2	7:43	N	3-yd run Will Worth (Moehring)	8-80, 4:36
2	0:30	ND	8-yd pass Durham Smythe from Deshone Kizer (Yoon)	14-75, 7:13
3	11:08	N	37-yd run Calvin Cass Jr. (Moehring)	7-75, 3:52
3	5:51	ND	13-yd pass Equanimeous St. Brown from D. Kizer (Yoon)	10-75, 5:17
4	11:51	N	1-yd run Will Worth (Moehring)	16-75, 9:00
4	7:28	ND	31-yd field goal Justin Yoon	10-68, 4:23

Team Stats

	Notre Dame	Navy
FIRST DOWNS	21	21
RUSHES-YARDS (NET)	29-147	56-320
PASSING YARDS (NET)	223	48
Passes Comp-Att-Int	19-27-0	5-8-0
TOTAL OFFENSE PLAYS-YARDS	56-370	64-368
Fumble Returns-Yards	0-0	0-0
Punt Returns-Yards	0-0	0-0
Kickoff Returns-Yards	3-61	2-38
Interception Returns-Yards	0-0	0-0
Punts (Number-Avg.)	1-32.0	0-0
Fumbles-Lost	0-0	2-0
Penalties-Yards	7-47	1-5
Time of Possession	26:07	33:53
Third-Down Conversions	9-13	8-13
Fourth-Down Conversions	1-1	4-5
Red Zone Scores-Chances	3-3	3-4

Individual Leaders

RUSHING: Notre Dame - Adams 12-73, Kizer 9-52, Folston 4-13, Williams 3-7, Sanders 1-2. Navy - Worth 28-175, Cass Jr. 3-48, High 6-28, Gulley 3-22, Bonner 4-21, Romine 3-18, Tillman 1-6, Sh. White 2-4, T. Walker 4-3, Team 2-(5).

PASSING (Comp-Att-Int, Yds): Notre Dame - Kizer 19-27-0, 223. Navy - Worth 5-8-0, 48.

RECEIVING: Notre Dame - Hunter 8-104, St. Brown 5-62, Stepherson 4-48, Smythe 1-8, Adams 1-1. Navy - Tillman 4-41, Josh Brown 1-7.

INTERCEPTIONS: Notre Dame - None. Navy - None.

SACKS (#YDS): Notre Dame - None. Navy - Forrestal 1.0-1.

TACKLES: Notre Dame - Martini 11, Morgan 11, Love 8, Onwuualu 8, Vaughn 7, Rochell 7. Navy - Gilman 12, Thomas 9, Sullivan 7, Forrestal 5, S. Williams 4, Palmore 4, Polu 4.

☆ GAME 9 ☆
NAVY 42
TULSA 40

NOV. 12, 2016 • ANNAPOLIS, MD. • 36,397
 NAVY-MARINE CORPS MEMORIAL STADIUM

- (AP) Navy quarterback **Will Worth** ran for 122 yards and scored three touchdowns and the Midshipmen took control of the American Athletic Conference's West Division with a 42-40 victory over Tulsa on Saturday.
- Navy is now in the driver's seat to earn a spot, and possibly host, the AAC Championship Game on Dec. 3. The Mids have won 15 consecutive games at home - now the longest home streak in the nation after Clemson's 21-game streak was snapped by Pitt.
- Worth, who also threw for a score, has a touchdown in all nine games this season, tying Chris McCoy (1995-97) for the second-longest streak in school history. It was also Worth's fifth straight game with 100 or more rushing yards.
- Tulsa quarterback Dane Evans became the school's all-time passing leader after going 16 of 27 for 369 yards with four touchdowns. Evans also had a 1-yard touchdown run that pulled the Golden Hurricane to within 38-37 with 10:34 left in the game.
- Justin Hobbs caught five passes for 123 yards, while Josh Atkinson had five receptions for 102 yards with a touchdown for Tulsa (7-3, 4-2).
- Navy senior **Dishan Romine** ran for 97 yards on six carries and got his first career touchdown with a 41-yard scamper that provided a 14-10 lead. Romine also had a 48-yard return on the opening kick-off that set up Navy's first touchdown.

Score By Quarters	1	2	3	4	F
Tulsa (7-3, 4-2 AAC)	10	10	7	13	--
Navy (7-2, 5-1 AAC)	14	14	0	14	--

Scoring Summary

1	13:41	N	4-yd run Darryl Bonner (Moehring)	3-43, 1:19
1	13:25	T	74-yd pass Keevan Lucas from Dane Evans (Jones)	1-74, 0:16
1	6:11	T	29-yd field goal Redford Jones	9-61, 3:18
1	4:53	N	41-yd run Dishan Romine (Moehring)	3-75, 1:18
2	11:38	N	1-yd run Will Worth (Moehring)	10-69, 4:31
2	10:09	T	56-yd pass Josh Atkinson from Dane Evans (Jones)	5-75, 1:19
2	3:01	N	11-yd pass Tyler Carmona from Will Worth (Moehring)	13-78, 7:08
2	0:42	T	26-yd field goal Redford Jones	11-66, 2:19
3	3:28	T	31-yd pass Keenen Johnson from Dane Evans (Jones)	6-62, 2:19
4	13:41	N	15-yd run Will Worth (Moehring)	9-73, 4:47
4	10:34	T	1-yd run Dane Evans (2pt conv. failed)	10-73, 3:07
4	7:58	N	44-yd run Will Worth (Moehring)	5-69, 2:36
4	5:30	T	22-yd pass Chris Minter from Dane Evans (Jones)	8-72, 2:28

2017 NAVY FOOTBALL

2016 GAME RECAPS

Team Stats	Tulsa	Navy
FIRST DOWNS	23	24
RUSHES-YARDS (NET)	38-207	64-390
PASSING YARDS (NET)	369	111
Passes Comp-Att-Int	16-27-1	6-8-0
TOTAL OFFENSE PLAYS-YARDS	65-576	72-501
Fumble Returns-Yards	0-0	0-0
Punt Returns-Yards	0-0	1-10
Kickoff Returns-Yards	4-52	5-115
Interception Returns-Yards	0-0	1-0
Punts (Number-Avg.)	1-49.0	1-33.0
Fumbles-Lost	0-0	1-0
Penalties-Yards	3-35	5-35
Time of Possession	22:35	37:25
Third-Down Conversions	8-14	9-14
Fourth-Down Conversions	3-3	3-4
Red Zone Scores-Chances	3-3	4-4

Individual Leaders

RUSHING: Tulsa - Flanders 19-89, Brewer 15-81, Lucas 2-30, Evans 2-7. Navy - Worth 26-122, Romine 6-97, Gulley 5-75, Sh. White 16-60, Swain 4-23, Tillman 1-8, Bonner 3-7, J. Walker 1-2, Team 2-(4).

PASSING (Comp-Att-Int, Yds): Tulsa - Evans 16-27-1, 369. Navy - Worth 6-8-0, 111.

RECEIVING: Tulsa - Hobbs 5-123, Atkinson 5-102, Johnson 3-47, Lucas 2-75, Minter 1-22. Navy - Tillman 2-56, Carmona 2-22, Bonner 1-28, Romine 1-5.

INTERCEPTIONS: Tulsa - None. Navy - Wooten 1-0.

SACKS (#YDS): Tulsa - Shindelar 1.0-3, Smith 1.0-4. Navy - None.

TACKLES: Tulsa - Martin 10, Uwaezuoke 10, Linscott 9, Barrow 8, Robinson 6, Brady 6. Navy - Thomas 9, Mason 7, Sullivan 6, S. Williams 5, Palmore 5.

☆ GAME 10 ☆

NAVY 66

EAST CAROLINA 31

NOV. 19, 2016 • GREENVILLE, N.C. • 39,480

DOWDY-FICKLEN STADIUM

- (AP) Navy's ground attack was relentless, and its defense definitely got the job done when it mattered. And now Navy has something it has never had before — a division championship.
- Senior quarterback **Will Worth** rushed for 159 yards and four touchdowns and fullback **Shawn White** added 150 yards and three scores as Navy walloped East Carolina 66-31.
- The win gave the Midshipmen the American Athletic Conference's West Division title and propelled them into the conference championship game, while the Pirates lost for the eighth time in their last nine games. Navy, which will be playing in its first conference title game, leads the all-time series 5-1.
- The result spoiled ECU's senior day celebration for Zay Jones, who passed former teammate and current Atlanta Falcon Justin Hardy for the FBS career receptions record.
- Jones caught 12 passes for 212 and two touchdowns, giving him 392 career catches. Jones broke Hardy's old record of 387 catches - for 4,541 yards and 35 touchdowns - set two seasons ago.
- Worth became the fifth player in Navy history to rush for over 1,000 yards and pass for over 1,000 in the same season. He rushed for over 100 yards in his sixth straight game.
- James Summers rushed for 134 yards, including an 81-yard touchdown, for the Pirates.

Score By Quarters	1	2	3	4	F
Navy (8-2, 6-1 AAC)	7	24	21	14	--
East Carolina (3-8, 1-6 AAC)	14	3	14	0	--

Scoring Summary

1	11:44	EC	40-yd pass Zay Jones from Gardner Minshew (Plowman)	7-75, 3:16
1	8:23	N	8-yd run Will Worth (Moehring)	6-83, 3:21
1	3:16	EC	6-yd pass Jimmy Williams from G. Minshew (Plowman)	11-71, 5:07
2	10:12	EC	43-yd field goal Davis Plowman	9-52, 3:54
2	7:45	N	1-yd run Will Worth (Moehring)	5-62, 2:27
2	6:12	N	41-yd run Shawn White (Moehring)	2-49, 0:37
2	2:56	N	7-yd run Shawn White (Moehring)	5-49, 2:14
2	0:14	N	29-yd field goal Bennett Moehring	6-46, 1:03
3	9:04	N	16-yd run Calvin Cass Jr. (Moehring)	10-73, 5:56
3	8:37	N	1-yd run Will Worth (Moehring)	2-37, 0:27
3	7:40	EC	81-yd run James Summers (Plowman)	2-88, 0:57
3	4:24	N	4-yd run Will Worth (Moehring)	6-42, 3:16
3	2:59	EC	77-yd pass Zay Jones from Gardner Minshew (Plowman)	3-79, 1:25
4	11:13	N	1-yd run Shawn White (Moehring)	12-72, 6:46
4	7:15	N	2-yd run Jahmaal Daniel (Moehring)	5-34, 2:36

Team Stats

	Navy	East Carolina
FIRST DOWNS	28	12
RUSHES-YARDS (NET)	68-480	25-176
PASSING YARDS (NET)	113	238
Passes Comp-Att-Int	3-5-0	16-25-0
TOTAL OFFENSE PLAYS-YARDS	73-593	50-414
Fumble Returns-Yards	0-0	0-0
Punt Returns-Yards	3-37	0-0
Kickoff Returns-Yards	5-108	7-54
Interception Returns-Yards	0-0	0-0
Punts (Number-Avg.)	1-45.0	4-42.0
Fumbles-Lost	0-0	3-1
Penalties-Yards	4-40	1-5
Time of Possession	36:38	23:22
Third-Down Conversions	7-10	6-12
Fourth-Down Conversions	0-0	0-1
Red Zone Scores-Chances	9-9	1-1

Individual Leaders

RUSHING: Navy - Worth 28-159, Sh. White 11-150, Swain 10-74, Bonner 3-32, Cass Jr. 2-18, Abey 5-16, Gargiulo 3-12, Daniel 2-11, Romine 2-6, Gulley 1-4, Team 1-(2). East Carolina - Summers 14-134, Anderson 7-35, Minshew 3-9, Team 1-(2).

PASSING (Comp-Att-Int, Yds): Navy - Worth 3-5-0, 113. East Carolina - Minshew 16-25-0, 238.

RECEIVING: Navy - Tillman 2-66, Carmona 1-47. East Carolina - Jones 12-212, Williams 3-21, Bishop 1-5.

INTERCEPTIONS: Navy - None. East Carolina - None.

SACKS (#YDS): Navy - None. East Carolina - None.

TACKLES: Navy - Norton 8, Kelly 7, Thomas 5, Polu 4, Mason 3, Heflin 3. East Carolina - Tillman 18, Sutton 8, Presley 7, Williams 7, Gore 5, Bailey 5.

☆ GAME 11 ☆

NAVY 75

SMU 31

NOV. 26, 2016 • DALLAS, TEXAS • 21,283

GERALD J. FORD STADIUM

- (AP) **Will Worth** has become a dual threat in Navy's triple-option offense.
- While the Midshipmen still stay mainly on the ground, Worth accounted for four touchdowns while becoming the first Navy quarterback with more than 100 yards rushing and 100 yards passing in three consecutive games in a 75-31 victory at SMU.
- Worth ran 15 times for 107 yards and three touchdowns, increasing his FBS-leading total to 25 rushing scores while playing only three quarters. The senior completed 5 of 7 passes for 104 yards and the go-ahead TD just before halftime.
- SMU missed a chance to become bowl eligible in its regular-season finale amid rumors coach Chad Morris is a candidate to become Baylor's new coach. The Mustangs are 7-17 in two seasons under Morris, who took over after a 1-11 season.
- Navy has won four games in a row, and has consecutive 60-point games for the first time since 1917.
- After Navy's first lost fumble in five games led to a touchdown that put SMU up 24-21 late in the first half, the Midshipmen responded with 47 unanswered points.

2017 NAVY FOOTBALL

2016 GAME RECAPS

- Worth's 8-yard TD pass to **Jamir Tillman** with 6 seconds left in the first half put the Midshipmen ahead to stay. They scored twice in less than a minute right after halftime, on 255-pound fullback **Shawn White's** 50-yard run and **Justin Norton's** 25-yard interception return.

Score By Quarters	1	2	3	4	F	
Navy (9-2, 7-1 AAC)	14	14	28	19	--	75
SMU (5-7, 3-5 AAC)	7	17	0	7	--	31

Scoring Summary

1	10:41	SM	19-yd pass Courtland Sutton from Ben Hicks (Williams)	11-75, 4:19
1	9:25	N	29-yd run Will Worth (Moehring)	3-51, 1:16
1	1:20	N	5-yd run Will Worth (Moehring)	9-55, 5:14
2	11:40	SM	26-yd field goal Josh Williams	13-66, 4:40
2	9:31	N	4-yd run Toneo Gulley (Moehring)	5-75, 2:09
2	5:50	SM	2-yd run Ben Hicks (Williams)	10-85, 3:44
2	3:14	SM	6-yd pass Xavier Castille from Ben Hicks (Williams)	6-38, 2:25
2	0:06	N	8-yd pass Jamir Tillman from Will Worth (Moehring)	12-73, 3:00
3	14:02	N	50-yd run Shawn White (Moehring)	2-54, 0:49
3	13:03	N	26-yd interception return Justin Norton (Moehring)	---
3	4:05	N	3-yd run Will Worth (Moehring)	7-79, 4:05
3	2:05	N	39-yd run Toneo Gulley (Moehring)	1-39, 0:08
4	13:11	N	2-yd run Anthony Gargiulo (Moehring PAT blocked)	7-70, 3:13
4	8:38	N	46-yd run Zach Abey (Moehring PAT failed)	3-54, 1:12
4	5:44	SM	2-yd run Ke'Mon Freeman (Williams)	8-75, 2:54
4	3:22	N	7-yd run Kendrick Mouton (Moehring)	5-75, 2:22

Team Stats	Navy	SMU
FIRST DOWNS	23	27
RUSHES-YARDS (NET)	48-496	37-96
PASSING YARDS (NET)	104	331
Passes Comp-Att-Int	5-9-0	31-46-2
TOTAL OFFENSE PLAYS-YARDS	757-600	83-427
Fumble Returns-Yards	0-0	0-0
Punt Returns-Yards	0-0	0-0
Kickoff Returns-Yards	3-103	8-141
Interception Returns-Yards	2-26 (TD)	0-0
Punts (Number-Avg.)	0-0-0	2-40.5
Fumbles-Lost	1-1	0-0
Penalties-Yards	4-50	5-40
Time of Possession	25:15	34:45
Third-Down Conversions	7-8	12-19
Fourth-Down Conversions	0-0	0-2
Red Zone Scores-Chances	6-6	5-6

Individual Leaders

RUSHING: Navy - Abey 7-111, Worth 15-107, Gulley 3-57, Sh. White 4-54, Daniel 2-49, Bonner 1-44, Romine 3-23, Perry 1-13, Mouton 2-11, T. Walker 1-11, Cass Jr. 2-10, Swain 2-7, Gargiulo 2-4, Team 3-(5). SMU - Freeman 18-58, West 12-48, Gaillard 1-2, Colbert Jr. 1-2, Hicks 5-(14).

PASSING (Comp-Att-Int, Yds): Navy - Worth 5-7-0, 104, Team 0-2-0, 0. SMU - Hicks 31-44-2, 331, Colbert Jr. 0-1-0, 0, Freeman 0-1-0, 0.

RECEIVING: Navy - Carmona 1-35, Bonner 1-27, Romine 1-21, Cass Jr. 1-13, Tillman 1-8. SMU - Castille 8-86, Sutton 6-60, Proche 6-49, Walker 3-29, Freeman 2-36, Thomas 2-32, West 2-11, Kaufman 1-16, Rolfe 1-12.

INTERCEPTIONS: Navy - Wooton 1-0, Norton 1-26 (TD). SMU - None.

SACKS (#YDS): Navy - Uzoma 2-0-4, Jones 1-0-10. SMU - None.

TACKLES: Navy - Thomas 10, Ryan 6, Heflin 6, Sullivan 5, Palmore 4, Gilman 4. SMU - Clemons 5, K. Mitchell 5, J. Mitchell 5, Richardson 4, Jo. Williams 4.



☆ GAME 12 ☆

★ AAC CHAMPIONSHIP GAME ★

TEMPLE 34

#19 NAVY 10

DEC. 3, 2016 • ANNAPOLIS, MD. • 22,815
NAVY-MARINE CORPS MEMORIAL STADIUM

- (AP) Phillip Walker threw two touchdown passes, Temple's defense stuffed Navy's running game and the Owls claimed their first American Athletic Conference title with a 34-10 victory.
- After Temple scored touchdowns on its first three possessions, protecting the 21-0 lead became substantially easier when #20 Navy lost standout quarterback **Will Worth** to a second-quarter foot injury.
- The Owls extended their winning streak to seven and earned their first league title since finishing atop the Middle American Conference in 1967.
- Not only did Temple open with TD drives of 75, 59 and 70 yards, but the defense quashed a Navy attack that was averaging 61 points over its previous three games.
- The Midshipmen had scored on 34 of 38 drives - including 33 touchdowns - before being denied on their first three possessions by Temple. Worth was injured at the end of the third drive and did not return.
- That spelled doom for an offense that produced more than 500 yards in each of its last three games. Navy finished with 306 yards, 168 on the ground.
- Backup quarterback **Zach Abey** went 7 for 13 for 104 yards and two interceptions.
- Middle linebacker Jarred Alwan led the Owls' defense with 13 tackles, and Sean Chandler contributed eight tackle and forced a fumble.
- Temple took the suspense out of the game with an early show of offensive firepower. After Walker completed a 13-yard pass for Keith Kirkwood on fourth-and-7 from the Navy 28, Jahad Thomas ran for a 15-yard score.
- A 22-yard touchdown pass to Ventell Bryant made it 14-0, and Walker followed a Navy turnover with a perfectly thrown long pass that Kirkwood caught in stride for a 56-yard score.
- After falling behind 24-3 at halftime, the Midshipmen got a 47-yard run from Abey during a drive late in the third quarter that ended with the quarterback scoring from the Temple 1.
- A 42-yard field goal by Aaron Bouserhi with 10:17 left ended any hope of a Navy comeback.

Score By Quarters	1	2	3	4	F
Temple (10-3, 7-1 AAC)	14	10	0	10	34
Navy (9-3, 7-1 AAC)	0	3	7	0	10

Scoring Summary

1	9:43	T	15-yd run Jahad Thomas (Bouserhi)	12-75, 5:17
1	3:01	T	22-yd pass Ventell Bryant from Phillip Walker (Bouserhi)	6-59, 3:17
2	13:44	T	56-yd pass Keith Kirkwood from Phillip Walker (Bouserhi)	5-70, 2:07
2	5:12	N	23-yd field goal Bennett Moehring	10-68, 5:45
2	0:22	T	48-yd field goal Aaron Bouserhi	5-20, 0:29
3	2:18	N	1-yd run Zach Abey (Moehring)	7-64, 3:03
4	10:17	T	42-yd field goal Aaron Bouserhi	12-40, 7:01
4	3:04	T	30-yd run Ryquell Armstead (Bouserhi)	2-34, 0:48

2017 NAVY FOOTBALL

2016 GAME RECAPS

Team Stats	Temple	Navy
FIRST DOWNS	18	13
RUSHES-YARDS (NET)	36-189	44-168
PASSING YARDS (NET)	199	138
Passes Comp-Att-Int	16-25-0	8-15-2
TOTAL OFFENSE PLAYS-YARDS	61-388	59-306
Fumble Returns-Yards	0-0	0-0
Punt Returns-Yards	0-0	1-0
Kickoff Returns-Yards	1-14	4-53
Interception Returns-Yards	2-13	0-0
Punts (Number-Avg.)	4-42.0	3-47.3
Fumbles-Lost	0-0	1-1
Penalties-Yards	4-30	0-0
Time of Possession	30:38	29:22
Third-Down Conversions	7-15	6-14
Fourth-Down Conversions	1-1	1-4
Red Zone Scores-Chances	1-1	2-2

Individual Leaders

RUSHING: Temple - Armstead 10-76, Thomas 19-62, Jennings 3-33, Sharga 2-30, Team 1-(2), Walker 1-(10).
Navy - Abey 14-70, Sh. White 9-24, Cass Jr. 3-19, Gully 2-18, Worth 6-17, High 3-10, Swain 3-8, Romine 1-4, T. Walker 2-3, Bonner 1-(6).

PASSING (Comp-Att-Int, Yds): Temple - Walker 16-25-0, 199. Navy - Abey 7-13-2, 104, Worth 1-2-0, 34.

RECEIVING: Temple - Kirkwood 5-98, Bryant 5-47, Thomas 2-24, Wright 2-7, Armstead 1-19, Jennings 1-4. Navy - Tillman 3-49, Cass Jr. 3-38, Romine 1-34, Colon 1-17.

INTERCEPTIONS: Temple - Hairston 1-8, Reddick 1-5. Navy - None.

SACKS (#YDS): Temple - Alwan 0.5-2, Martin-Oguike 0.5-2, Robinson 0.5-2, Booth-Lloyd 1.0-3, Folks 0.5-2. Navy - Mason 1.0-10.

TACKLES: Temple - Alwan 13, Chandler 8, Randall 7, Martin-Oguike 7, Robinson 6. Navy - Thomas 8, Mason 7, Gilman 6, Heflin 6, S. Williams 5.

to 14-7.

- Minutes later, the Midshipmen got a field goal after a replay overturned a lost fumble by Abey at the Army 11.
- A 41-yard touchdown run by Abey gave Navy the lead with 12:42 remaining. But Army wasn't done.
- The Black Knights put together a 12-play, 80-yard drive that lasted nearly seven minutes and ended with Bradshaw's TD.
- Bradshaw went 2 for 4 for 35 yards and an interception in Army's first win in Baltimore since 1944.
- Davidson ran for 87 yards and two first-half scores, and Kell Walker carried 16 times for 94 yards.

Score By Quarters	1	2	3	4	F	
Navy (9-4, 7-1 AAC)	0	0	10	7	--	17
Army West Point (7-5)	7	7	0	7	--	21

Scoring Summary

1	4:23	A	1-yd run Andy Davidson (Wilson)	14-66, 7:39
2	7:12	A	1-yd run Andy Davidson (Wilson)	11-46, 6:15
3	11:23	N	1-yd run Zach Abey (Moehring)	6-32, 2:45
3	3:59	N	28-yd field goal Bennett Moehring	10-54, 5:20
4	12:42	N	41-yd run Zach Abey (Moehring)	2-53, 0:47
4	6:00	A	9-yd run Ahmad Bradshaw (Wilson)	12-80, 6:42

Team Stats	Navy	Army
FIRST DOWNS	8	23
RUSHES-YARDS (NET)	26-112	70-316
PASSING YARDS (NET)	89	35
Passes Comp-Att-Int	6-10-2	2-4-1
TOTAL OFFENSE PLAYS-YARDS	36-201	74-351
Fumble Returns-Yards	0-0	0-0
Punt Returns-Yards	0-0	0-0
Kickoff Returns-Yards	4-232	4-222
Interception Returns-Yards	1-0	2-(2)
Punts (Number-Avg.)	4-36.2	2-27.5
Fumbles-Lost	2-1	3-3
Penalties-Yards	3-15	0-0
Time of Possession	19:28	40:32
Third-Down Conversions	2-7	8-13
Fourth-Down Conversions	0-0	2-2
Red Zone Scores-Chances	2-2	3-3

Individual Leaders

RUSHING: Navy - Abey 19-73, Sh. White 3-22, High 4-17. Army West Point - Walker 16-94, Davidson 28-87, Bradshaw 9-51, Woolfolk 6-31, Campbell 3-29, Asberry 3-18, Trainor 1-8, McGue 1-1, Team 3-(3).

PASSING (Comp-Att-Int, Yds): Navy - Abey 6-10-2, 89. Army West Point - Bradshaw 2-4-1, 35.

RECEIVING: Navy - Tillman 3-33, Sh. White 2-27, Colon 1-29. Army West Point - E. Poe 1-29, Walker 1-6.

INTERCEPTIONS: Navy - S. Williams 1-0. Army West Point - Moss 1-(5), England 1-3.

SACKS (#YDS): Navy - None. Army West Point - Timpf 1.0-6, Aukerman 1.0-6.

TACKLES: Navy - S. Williams 14, Heflin 12, Polu 9, Thomas 8, Gilman 8. Army West Point - Timpf 9, Moss 5, King 5, Aukerman 5, England 3, Brinson 3.



☆ GAME 13 ☆
★ AMERICA'S GAME ★
ARMY WEST POINT 21
#25 NAVY 17
DEC. 10, 2016 • BALTIMORE, MD. • 71,600
M&T BANK STADIUM

- (AP) Army ended a 14-year run of frustration against the Midshipmen, using an overpowering running game and opportunistic defense to carve out a 21-17 victory.
- With future commander-in-chief Donald Trump looking on, the Black Knights blew a 14-point lead before quarterback Ahmad Bradshaw scored on a 9-yard run with 6:42 left to give Army the win it had been waiting for since 2001.
- The Black Knights' 14-game losing streak was the longest by either academy in a series that began in 1890. Army now trails 60-50-7 in one of the nation's historic rivalries.
- Navy was coming off a physical 34-10 loss to Temple in the American Athletic Conference title game and had only one week to prepare for Army with a new quarterback, sophomore **Zach Abey**, who was making his first college start.
- Abey ran for two touchdowns, but passed for only 89 yards and was intercepted twice. Navy had three turnovers, all in the first half.
- This senior class at Navy has accounted for 37 wins, most ever at the Academy over a four-year period.
- By halftime, Army led 14-0 and owned a 14-1 advantage in first downs.
- Andy Davidson lost a fumble on the Black Knights' first possession of the second half and the Midshipmen recovered at the Army 32. A screen pass for 16 yards set up a 1-yard touchdown run by Abey to get Navy

2017 NAVY FOOTBALL

2016 GAME RECAPS



☆ GAME 14 ☆

★ LOCKHEED MARTIN ARMED FORCES BOWL ★

LOUISIANA TECH 48

#25 NAVY 45

DEC. 23, 2016 • FORT WORTH, TEXAS • 40,542
AMON G. CARTER STADIUM

- (AP) Louisiana Tech senior quarterback Ryan Higgins threw for 409 yards and four touchdowns, two each to Trent Taylor and Carlos Henderson, and Jonathan Barnes' 32-yard field goal broke the game's fourth tie as the Bulldogs beat Navy, 48-45, in the Lockheed Martin Armed Forces Bowl.
- The Bulldogs drove for the winning score after Navy freshman quarterback **Malcolm Perry** ran 30 yards for a touchdown on his only play. Higgins was then 4 for 4 for 58 yards on the final drive.
- Taylor, the 5-foot-8 senior, set an Armed Forces Bowl record with his 12 catches for 233 yards, including a 51-yard TD just before halftime for a 31-24 lead, and joined Troy Edwards as the only Bulldog with more than 4,000 career receiving yards. Henderson, a junior, had 10 catches for 129 yards and finished this season with 19 TDs.
- Perry, whose TD with 3:46 left tied the game at 45-45, came in after **Zach Abey** took a shot to the ribs on a play that led to a targeting ejection by Tech defensive tackle Jordan Bradford.
- Abey, who made only his second career start, ran for 114 yards and two scores and threw for 159 yards and another touchdown. Abey was named Navy's Most Valuable Player in the game.
- The 45 points were the second-most points Navy has ever scored in a bowl game and most it has scored in a loss.

Score By Quarters	1	2	3	4	F
Louisiana Tech (9-5)	17	14	0	17	--
Navy (9-5, 7-1 AAC)	7	17	7	14	--

Scoring Summary

1	13:35	LT	1-yd run Ryan Higgins (Barnes)	4-16, 1:25
1	9:48	LT	22-yd field goal Jonathan Barnes	8-48, 3:03
1	4:04	N	3-yd run Zach Abey (Moehring)	8-55, 2:45
1	0:18	LT	19-yd pass Trent Taylor from Ryan Higgins (Barnes)	9-66, 3:39
2	14:49	N	64-yd pass Darryl Bonner from Zach Abey (Moehring)	2-73, 0:24
2	11:17	N	2-yd run Zach Abey (Moehring)	3-52, 1:47
2	7:15	LT	3-yd pass Carlos Henderson from Ryan Higgins (Banres)	9-65, 4:02
2	2:02	N	40-yd field goal Bennett Moehring	10-41, 5:07
2	0:35	LT	51-yd pass Trent Taylor from Ryan Higgins (Barnes)	6-83, 1:22
3	7:53	N	24-yd run Chris High (Moehring)	14-90, 7:02
4	13:10	LT	12-yd run Boston Scott (Banres)	6-70, 2:06
4	9:05	N	9-yd run Chris High (Moehring)	10-75, 4:05
4	4:12	LT	4-yd pass Carlos Henderson from Ryan Higgins (Banres)	10-72, 4:48
4	3:46	N	30-yd run Malcolm Perry (Moehring)	2-75, 0:20
4	0:00	LT	32-yd field goal Jonathan Barnes	9-70, 3:40

Team Stats	LA Tech	Navy
FIRST DOWNS	31	25
RUSHES-YARDS (NET)	33-88	49-300
PASSING YARDS (NET)	409	159
Passes Comp-Att-Int	29-40-0	7-12-0
TOTAL OFFENSE PLAYS-YARDS	73-497	61-459
Fumble Returns-Yards	0-0	0-0
Punt Returns-Yards	0-0	2-31
Kickoff Returns-Yards	6-177	7-155
Interception Returns-Yards	0-0	0-0
Punts (Number-Avg.)	2-47.0	3-47.3
Fumbles-Lost	2-1	2-1
Penalties-Yards	4-50	6-70
Time of Possession	31:31	28:29
Third-Down Conversions	7-10	6-11
Fourth-Down Conversions	0-0	1-1
Red Zone Scores-Chances	7-8	3-4

Individual Leaders

RUSHING: LA Tech - Craft 17-63, Scott 7-33, Team 1-(1), Higgins 8-(7). Navy - Abey 25-114, Romine 3-47, High 7-46, Perry 1-30, Bonner 4-22, Cass Jr. 6-19, T. Walker 1-15, Sh. White 2-7.

PASSING (Comp-Att-Int, Yds): LA Tech - Higgins 29-40-0, 409. Navy - Abey 7-12-0, 159.

RECEIVING: LA Tech - Taylor 12-233, Henderson 10-129, C. Smith 4-34, A. Smith 1-7, Bonnette 1-5, Craft 1-1. Navy - Bonner 2-79, Tillman 2-16, High 1-38, Brown III 1-16, Colon 1-10.

INTERCEPTIONS: LA Tech - None. Navy - None.

SACKS (#YDS): LA Tech - Farris 1.0-2, Washington 0.5-1, Brown 0.5-2. Navy - Thomas 1.0-7, Palmore 1.0-4, Polu 1.0-13.

TACKLES: LA Tech - Woods 8, Grogan 8, Farris 8, Scott 6, Canty 5, Lewis 5, Washington 5. Navy - Thomas 9, Woolen 6, Gilman 6, Thomasson 6, Norton 6, Ryan 6.

2017 NAVY FOOTBALL



FOOTBALL RECORD BOOK

Individual Records	126-133
Rushing	126-127
Passing.....	127-128
Receiving.....	128-129
Total Offense.....	129
Scoring	129-130
Kicking / Punting.....	130-131
Interceptions	131
Punt Returns	131
Kickoff Returns.....	132
All-Purpose	132-133
Defense.....	133
Team Records.....	133-135
Single-Game Offense	133-134
Season Offense	134
Single-Game Defense.....	135
Season Defense.....	135
All-Time Leaders.....	136-137
Longest Plays	138
Year-By-Year Leaders.....	139-141
Additional Statistics.....	142-143
The Last Time	144
Navy-Marine Corps Memorial Stadium.....	144
Coaching Records.....	145
All-Time Assistant Coachss	145
All-Star Game Appearances	146
Football Honors	147
Team Awards.....	147-149
Naval Academy Athletic Awards	149

2017 NAVY FOOTBALL

INDIVIDUAL RECORDS

★ RUSHING ★

Rushing Attempts

Game		
44	Chris McCoy vs. Delaware	1996
43	Eddie Meyers vs. Boston College	1981
42	Ricky Dobbs vs. SMU	2008
42	Eddie Meyers vs. Syracuse	1981
42	Eddie Meyers vs. Army	1979

Season

331	Napoleon McCallum	1983
315	Ricky Dobbs	2009
300	Keenan Reynolds	2013
287	Napoleon McCallum	1985
277	Eddie Meyers	1981

Career

978	Keenan Reynolds	2012-15
908	Napoleon McCallum	1981-85
699	Chris McCoy	1995-97
687	Ricky Dobbs	2008-10
615	Kyle Eckel	2002-04

Rushing Yards

Game		
348	Shun White vs. Towson	2008
298	Eddie Meyers vs. Syracuse	1981
278	Eddie Meyers vs. Army	1979
277	Keenan Reynolds vs. Georgia Southern	2014
277	Sneed Schmidt vs. Columbia	1935

Season

1,587	Napoleon McCallum	1983
1,373	Keenan Reynolds	2015
1,370	Chris McCoy	1997
1,346	Keenan Reynolds	2013
1,327	Napoleon McCallum	1985

Career

4,179	Napoleon McCallum	1981-85
4,001	Keenan Reynolds	2012-15
3,401	Chris McCoy	1995-97
2,935	Eddie Meyers	1978-81
2,906	Kyle Eckel	2002-04

100-Yard Rushing Games

Season		
8	Will Worth	2016
8	Keenan Reynolds	2015
8	Napoleon McCallum	1985
8	Napoleon McCallum	1983
8	Eddie Meyers	1981

Career

22	Keenan Reynolds	2012-15
19	Napoleon McCallum	1981-85
15	Chris McCoy	1995-97
14	Eddie Meyers	1978-81
13	Ricky Dobbs	2008-10
13	Kyle Eckel	2002-04

Consecutive 100-Yard Rushing Games

7	Brian Madden (Last five games of the 1999 season and the first two of the 2001 season. Missed the 2000 season with a knee injury.)	1999-2001
7	Will Worth	2016
6	Cleveland Cooper	1972
6	Napoleon McCallum	1983
6	Cleveland Cooper	1972-1973

200-Yard Rushing Games

Season		
2	Keenan Reynolds vs. Hawai'i, San Jose State	2013
2	Keenan Reynolds vs. San Jose State, Georgia Southern	2014
2	Chris McCoy vs. Kent State, Army (consecutive)	1997
2	Chris McCoy vs. Delaware, Tulane (consecutive)	1996
2	Napoleon McCallum vs. Air Force, Princeton (consecutive)	1983

Career

5	Chris McCoy	1995-97
4	Keenan Reynolds	2012-15
4	Napoleon McCallum	1981-85
2	Eddie Meyers	1978-81

Rushing Touchdowns

Game		
7*	Keenan Reynolds vs. San Jose State	2013
6	Keenan Reynolds vs. Georgia Southern	2014
6	Craig Candeto vs. Army	2002
5	Ricky Dobbs vs. Delaware	2009
5	Keenan Reynolds vs. East Carolina	2015

*Tied for most in FBS history against another FBS opponent

Season

31*	Keenan Reynolds	2013
27	Ricky Dobbs	2009
25	Will Worth	2016
24	Keenan Reynolds	2015
23	Keenan Reynolds	2014

*FBS record for a quarterback

Career

88*	Keenan Reynolds	2012-15
49	Ricky Dobbs	2008-10
43	Chris McCoy	1995-97
33	Craig Candeto	2001-03
31	Napoleon McCallum	1981-85

*FBS Record

Consecutive Games

14	Keenan Reynolds	2013-14
11	Will Worth	2016
9	Chris McCoy	1996-97
8	Ricky Dobbs	2009-10
8	Kaipō-Noa Kaheaku-Enhada	2007
8	Brian Madden	1999, 2001

Rushing Yards Per Attempt

Game (min. 10 attempts)		
25.2	Sneed Schmidt (11 for 277 yds.) vs. Columbia	1935

Season (min. 90 attempts)

8.3	Shun White (132 for 1,092 yds.)	2008
7.4	Noah Copeland (129 for 952 yds.)	2014
7.3	Gee Gee Greene (120 for 877 yds.)	2012
7.1	Reggie Campbell (99 for 706 yds.)	2006
6.7	Chris Swain (104 for 693 yds.)	2014

Career (min. 100 attempts)

8.9	Shun White (261 for 2,311 yds.)	2005-08
8.9	Tony Lane (144 for 1,288 yds.)	2001-03
8.6	Eric Roberts (176 for 1,510 yds.)	2002-04
7.8	DeBrandon Sanders (113 for 884 yds.)	2012-15
7.7	Reggie Campbell (231 for 1,790 yds.)	2004-07

2017 NAVY FOOTBALL

INDIVIDUAL RECORDS

Rushing Yards By A Quarterback

Game		
277	Keenan Reynolds (30 attempts) vs. Georgia Southern	2013
273*	Chris McCoy (26 attempts) vs. SMU	1995
* FBS record for yds. rushing in first collegiate start		
Season		
1,373	Keenan Reynolds (265 attempts)	2015
Career		
4,559	Keenan Reynolds (978 attempts)	2012-15

★ PASSING ★

Pass Attempts

Game		
55	Jim Kubiak (completed 25) vs. Virginia	1994
54	Jim Kubiak (completed 36) vs. Wake Forest	1991
Season		
401	Jim Kubiak (completed 248)	1993
Career		
969	Jim Kubiak (completed 558)	1991-94
818	Mike McNallen (completed 349)	1968-70
711	Bill Byrne (completed 381)	1984-86

Pass Attempts Per Game

Season		
36.5	Jim Kubiak (401 in 11 games)	1993
Career		
33.4	Jim Kubiak (969 in 29 games)	1991-94
26.4	Mike McNallen (818 in 31 games)	1968-70
25.4	Bill Byrne (711 in 28 games)	1984-86

Pass Completions

Game		
37	Bill Byrne (attempted 52) vs. Syracuse	1985
36	Jim Kubiak (attempted 54) vs. Wake Forest	1991
Season		
248	Jim Kubiak (attempted 401)	1993
Career		
558	Jim Kubiak (attempted 969)	1991-94
381	Bill Byrne (attempted 711)	1984-86

Pass Completions Per Game

Season		
22.5	Jim Kubiak (248 in 11 games)	1993
Career		
19.2	Jim Kubiak (558 in 29 games)	1991-94
13.6	Bill Byrne (381 in 28 games)	1984-86

Completion Percentage

Game (min. 10 completions)		
.882	Marco Pagnanelli (15 of 17) vs. Duke	1982
Season (min. 90 attempts)		
.673	Roger Staubach (66 of 98)	1962
.665	Roger Staubach (107 of 161)	1963
.627	George Welsh (94 of 150)	1955
Career (min. 300 attempts)		
.631	Roger Staubach (292 of 463)	1962-64
.576	Marco Pagnanelli (178 of 309)	1981-82
.576	Jim Kubiak (558 of 969)	1991-94

Passes Had Intercepted

Game		
6	Tom Tarquinio vs. Notre Dame	1982
Season		
19	Mike McNallen	1968
19	Bob Zastrow	1949
Career		
47	Jim Kubiak	1991-94
47	Bob Zastrow	1949-51
42	Mike McNallen	1968-70
36	John Cartwright	1965-67

Lowest Interception Percentage

Season (min. 90 attempts)		
0.8	Keenan Reynolds (1 of 115)	2015
1.4	Alton Grizzard (2 of 147)	1989
1.6	Keenan Reynolds (2 of 128)	2013
1.7	Joe Tranchini (2 of 117)	1958
1.8	Keenan Reynolds (2 of 108)	2012
Career (min. 100 attempts)		
1.7	Keenan Reynolds (8 of 462)	2012-15
3.3	Will Worth (4 of 118)	2013-16
3.5	Bob Powers (7 of 199)	1977-79
3.6	Ricky Dobbs (10 of 271)	2008-10
3.8	Kaipō-Noa Kaheaku-Enhada (7 of 182)	2005-08
3.8	Brian Broadwater (8 of 209)	1998-00

Passing Yards

Game		
406	Jim Kubiak (36 of 54) vs. Wake Forest	1991
399	Bill Byrne (37 of 52) vs. Syracuse	1985
Season		
2,628	Jim Kubiak	1993
2,388	Jim Kubiak	1994
1,694	Bill Byrne	1985
1,537	John Cartwright	1967
1,527	Ricky Dobbs	2010
Career		
6,008	Jim Kubiak	1991-94
4,582	Bill Byrne	1984-86
4,001	Keenan Reynolds	2012-15
3,996	Mike McNallen	1968-70
3,626	John Cartwright	1965-67

Passing Yards Per Game

Season		
238.9	Jim Kubiak (2,628 yds. in 11 games)	1993
Career		
207.2	Jim Kubiak (6,008 yds. in 29 games)	1991-94
163.6	Bill Byrne (4,582 yds. in 28 games)	1984-86
128.9	Mike McNallen (4,582 yds. in 28 games)	1968-70

2017 NAVY FOOTBALL

INDIVIDUAL RECORDS

Passing Yards Per Attempt

Season (min. 90 attempts)		
11.9	Will Worth (1,397 yds. on 117 attempts)	2016
10.6	Lamar Owens (1,299 yds. on 122 attempts)	2005
10.5	Keenan Reynolds (1,203 yds. on 115 attempts)	2015
10.2	Ricky Dobbs (1,527 yds. on 150 attempts)	2010
9.9	Aaron Polanco (1,131 yds. on 114 attempts)	2004
9.9	Roger Staubach (966 yds. on 98 attempts)	1962

Career (min. 100 attempts)		
11.8	Will Worth (1,397 yds. on 118 attempts)	2013-16
10.5	Lamar Owens (1,337 yards on 127 attempts)	2002-05
10.2	Ricky Dobbs (2,770 yds. on 271 attempts)	2008-10
9.0	Kaipō-Noa Kaheaku-Enhada (1,641 yds. on 182 attempts)	2005-08
8.7	Keenan Reynolds (4,001 yds. on 462 attempts)	2012-15

Passing Yards Per Completion

Season (min. 50 completions)		
20.6	Lamar Owens (1,299 yds. on 63 completions)	2005
19.7	Keenan Reynolds (1,203 yds. on 61 completions)	2015
19.4	Will Worth (1,397 yds. on 72 completions)	2016
18.6	Ricky Dobbs (2,770 yds. on 147 completions)	2010
18.5	Aaron Polanco (1,131 yds. on 61 completions)	2004

Career (min. 75 completions)		
18.8	Ricky Dobbs (2,770 yards on 147 completions)	2008-10
17.1	Kaipō-Noa Kaheaku-Enhada (1,641 yards on 96 completions)	2005-08
17.0	Brian Broadwater (1,644 yds. on 97 completions)	1998-2000
16.5	Keenan Reynolds (4,001 yds. on 242 completions)	2012-15
16.5	Aaron Polanco (1,482 yds. on 90 completions)	2002-04

Touchdown Passes

Game		
4	Tom Forrestal vs. Pennsylvania	1957

Season		
13	Ricky Dobbs	2010
12	Alton Grizzard	1990
11	Chris McCoy	1997
11	Bill Byrne	1984
11	Jim Kubiak	1993

Career		
31	Keenan Reynolds	2012-15
29	Bill Byrne	1984-86
26	Bob Leszczynski	1976-78
25	John Cartwright	1965-67
23	Jim Kubiak	1991-94

Touchdown Passes Per Game

Season		
1.375	Bill Byrne (11 in eight games)	1984

Career		
1.036	Bill Byrne (29 in 28 games)	1984-86
0.875	George Welsh (21 in 24 games)	1953-55

★ RECEIVING ★

Pass Receptions

Game		
10	Damon Dixon (63 yds.) vs. Virginia	1993
10	Mike Clark (113 yds.) vs. Army	1967
10	Dave King (179 yds.) vs. Notre Dame	1976
10	Rob Taylor (140 yds.) vs. Penn State	1967
10	Rob Taylor (70 yds.) vs. William & Mary	1967
10	Rob Taylor (179 yds.) vs. Vanderbilt	1967

Season		
61	Bert Calland (650 yds.)	1972
61	Rob Taylor (818 yds.)	1967
59	Jason Van Matre (393 yds.)	1993

Career		
129	Rob Taylor (1,736 yds.)	1965-67
108	Bert Calland (1,237 yds.)	1971-73
107	Kevin Hickman (1,178 yds.)	1991-94

Pass Reception Yards

Game		
179	Dave King vs. Notre Dame	1976
179	Rob Taylor vs. Vanderbilt	1967

Season		
818	Rob Taylor	1967
727	Rob Taylor	1966
711	Chris Weiler	1984
662	Greg Jones	2010
650	Bert Calland	1972

Career		
1,736	Rob Taylor	1965-67
1,626	Jamir Tillman	2003-06
1,278	Phil McConkey	1975-78
1,259	Larry Van Loan	1971-73
1,237	Bert Calland	1971-73

Yards Per Catch

Game (min. 3)		
39.7	Dominic Bailey (3 catches for 119 yds.) vs. Tulane	2000

Season (min. 15)		
25.5	Ryan Read (17 catches for 433 yds.)	1998
25.2	Eric Roberts (17 catches for 429 yds.)	2002
24.6	Eric Roberts (20 catches for 493 yds.)	2003
24.2	Phil McConkey (22 catches for 532 yds.)	1978
22.6	Pat McGrew (18 catches for 407 yds.)	1997

Career (min. 25)		
23.3	Eric Roberts (52 catches for 1,213 yds.)	2002-04
21.3	Reggie Campbell (39 catches for 830 yds.)	2004-07
20.8	Greg Jones (39 catches for 811 yds.)	2008-10
19.7	Tyree Barnes (42 catches for 827 yds.)	2005-08
19.3	Jim Stewart (47 catches for 907 yds.)	1960-62

2017 NAVY FOOTBALL

INDIVIDUAL RECORDS

Touchdown Receptions

Game		
3	Pat McGrew vs. Colgate	1997
3	Jerry Dawson vs. Richmond	1990
3	Tony Hollinger vs. Indiana	1985
3	Ken Heine vs. Lehigh	1984
3	Harry Hurst vs. Pennsylvania	1957
Season		
6	Ryan Read	1998
6	Chris Weiler	1984
6	Phil McConkey	1978
6	Rob Taylor	1967
5	Jamir Tillman	2015
5	Greg Jones	2010
5	Eric Roberts	2003
Career		
13	Phil McConkey	1975-78
13	Rob Taylor	1965-67
10	Jamir Tillman	2013-16
10	Eric Roberts	2002-04
8	Reggie Campbell	2004-07
8	Chris Weiler	1981-84
8	Ron Beagle	1953-55

★ TOTAL OFFENSE ★

Total Offensive Plays

Game		
63	Jim Kubiak (354 yds.) vs. Wake Forest	1991
Season		
462	Jim Kubiak (2,175 yds.)	1994
450	Jim Kubiak (2,496 yds.)	1993
428	Keenan Reynolds (2,403 yds.)	2014
420	Ricky Dobbs (2,234 yds.)	2009
416	Ricky Dobbs (2,494 yds.)	2010
Career		
1,440	Keenan Reynolds ~ 978 rushes, 462 passes for 8,560 yds.	1987-90

Total Offensive Yards

Game		
428	Will Worth (53 plays) vs. USF	2016
Season		
2,595	Will Worth (391 plays)	2016
2,576	Keenan Reynolds (380 plays)	2015
2,573	Chris McCoy (381 plays)	1997
2,496	Jim Kubiak (450 plays)	1993
2,494	Ricky Dobbs (416 plays)	2010
Career		
8,560	Keenan Reynolds ~ 4,559 rushing, 4,001 passing on 1,440 plays	2012-15
5,887	Chris McCoy ~ 3,401 rushing, 2,486 passing on 1,022 plays	1995-97
5,666	Alton Grizzard ~ 2,174 rushing, 3,492 passing on 1,128 plays	1987-90
5,498	Jim Kubiak ~ (-510) rushing, 6,008 passing on 1,114 plays	1991-94
5,435	Ricky Dobbs ~ 2,665 rushing, 2,770 passing on 958 plays	2008-10

Total Offensive Yards Per Play

Game (min. 15 plays)		
18.3	Shun White (19 plays for 348 yds.) vs. Towson	2008
Season (min. 125 plays)		
8.3	Shun White (132 plays for 1,092 yds.)	2008
7.7	Noah Copeland (132 plays for 1,017 yds.)	2014
7.3	Gee Gee Greene (120 plays for 877 yds.)	2012
6.8	Will Worth (381 plays for 2,595 yds.)	2017
6.8	Chris McCoy (381 plays for 2,573 yds.)	1997
Career (min. 175 plays)		
8.9	Shun White (261 plays for 2,311 yds.)	2005-08
7.1	Gee Gee Greene (297 plays for 2,123 yds.)	2009-12
6.8	Will Worth (382 plays for 2,605 yds.)	2013-16
6.0	Lamar Owens (378 plays for 2,274 yds.)	2002-05
5.9	Keenan Reynolds (1,440 plays, 8,560 yds.)	2012-15
5.9	Noah Copeland (380 plays for 2,235 yds.)	2011-14
5.9	Kaipo-Noa Kaheaku-Enhada (556 plays for 3,277 yds.)	2005-08
5.9	Chris McCoy (1,007 plays for 5,958 yds.)	1995-97
5.9	Tom Forrestal (380 plays for 2,234 yds.)	1955-57

★ SCORING ★

Points Responsible For (points scored and points passed for)

Season		
236	Keenan Reynolds	2013
198	Will Worth	2016
198	Ricky Dobbs	2009
192	Keenan Reynolds	2015
186	Chris McCoy	1997
Career		
716	Keenan Reynolds	2012-15
414	Ricky Dobbs	2008-10
390	Chris McCoy	1995-97
294	Craig Candeto	2001-03
252	Kaipo-Noa Kaheaku-Enhada	2005-08
216	Roger Staubach	1962-64

Most Points

Game		
42	Keenan Reynolds vs. San Jose State	2013
38	Bill Ingram vs. Villanova	1917
36	Keenan Reynolds vs. Georgia Southern	2014
36	Craig Candeto vs. Army	2002
30	Keenan Reynolds vs. East Carolina	2015
30	Ricky Dobbs vs. Delaware	2009
30	Reggie Campbell vs. Colorado State	2005
Season		
188	Keenan Reynolds	2013
174	Bill Ingram	1917
162	Ricky Dobbs	2009
150	Will Worth	2016
144	Keenan Reynolds	2015
Career		
528	Keenan Reynolds	2012-15
294	Ricky Dobbs	2008-10
268	Chris McCoy	1995-97
263	Bill Ingram	1916-18
200	Napoleon McCallum	1981-85

2017 NAVY FOOTBALL

INDIVIDUAL RECORDS

Most Touchdowns

Game		
7	Keenan Reynolds vs. San Jose State	2013
6	Keenan Reynolds vs. Georgia Southern	2014
6	Craig Candeto vs. Army	2002
6	Lou Benoist vs. Colby	1919
6	Harold Martin vs. Western Reserve	1917

Season

31	Keenan Reynolds	2013
27	Ricky Dobbs	2009
25	Will Worth	2016
24	Keenan Reynolds	2015
23	Keenan Reynolds	2014

Career

88	Keenan Reynolds	2012-15
49	Ricky Dobbs	2008-10
44	Chris McCoy	1995-97
34	Bill Ingram	1916-18
33	Craig Candeto	2001-03
33	Napoleon McCallum	1981-85

★ KICKING / PUNTING ★

Field Goals Made

Game		
4	Matt Harmon vs. Air Force	2008
4	Tim Shubzda vs. Army	1999
4	Steve Fehr vs. Boston College	1981
4	Steve Fehr vs. Georgia Tech	1980
4	Steve Fehr vs. Army	1980
4	Bob Tata vs. Boston College	1978

Season

19	Matt Harmon (22 attempts)	2008
18	Steve Fehr (25 attempts)	1981
17	Tim Shubzda (25 attempts)	1999
17	Steve Fehr (23 attempts)	1980
15	David Hills (16 attempts)	2001
15	Todd Solomon (18 attempts)	1984

Career

42	Steve Fehr (59 attempts)	1979-81
33	Matt Harmon (43 attempts)	2005-08
30	Todd Solomon (46 attempts)	1982-85
30	Bob Tata (46 attempts)	1976-78
28	Tom Vanderhorst (46 attempts)	1995-98

Field Goal Attempts

Game		
5	Steve Fehr (4 of 5) vs. Army	1980

Season

25	Tim Shubzda (17 of 25)	1999
25	Steve Fehr (18 of 25)	1981
23	Steve Fehr (17 of 23)	1980
22	Matt Harmon (19 of 22)	2008
18	Todd Solomon (15 of 18)	1984

Career

59	Steve Fehr (42 of 59)	1979-81
46	Todd Solomon (30 of 46)	1982-85
46	Bob Tata (30 of 46)	1976-78
46	Tom Vanderhorst (28 of 46)	1995-98
43	Matt Harmon (33 of 43)	2005-08

Extra-Points Made

Game		
12	Clyde King (17 attempts) vs. Colby	1919
10	Jon Teague (10 attempts) vs. East Carolina	2010
9	Bennett Moehring (11 attempts) vs. SMU	2016
9	Bennett Moehring (9 attempts) vs. East Carolina	2016
9	Joe Buckley (9 attempts) vs. Rice	2009
9	Joey Bullen (10 attempts) vs. North Texas	2007
9	Eric Rolfs (9 attempts) vs. Central Michigan	2003

Season

65	Bennett Moehring (68 attempts)	2016
58	Austin Grebe (61 attempts)	2015
52	Joey Bullen (53 attempts)	2005
51	Nick Sloan (55 attempts)	2013
44	Joe Buckley (44 attempts)	2009

Career

112	Nick Sloan (96 attempts)	2012-15
105	Joey Bullen (108 attempts)	2005-08
93	Tom Vanderhorst (99 attempts)	1995-98
91	Austin Grebe (94 attempts)	2014-15
91	Matt Harmon (94 attempts)	2005-08

Consecutive Extra-Points

70	Matt Harmon	2006-08
52	Austin Grebe	2014-15
51	Tim Shubzda	1996-99
48	Nick Sloan	2012-13
48	Joe Buckley	2009-10

Extra-Point Percentage

Season (min. 25 made)

1.000	Austin Grebe (33 of 33)	2014
1.000	Nick Sloan (41 of 41)	2012
1.000	Joe Buckley (44 of 44)	2009
1.000	Todd Solomon (29 of 29)	1985
1.000	Tom Vanderhorst (27 of 27)	1998
1.000	Bob Tata (26 of 26)	1977

Career (min. 40 att.)

.987	Joe Buckley (75 of 76)	2009-10
.982	Tim Shubzda (54 of 55)	1996-99
.975	Frank Schenk (39 of 40)	1987-90
.972	Joey Bullen (105 of 108)	2005-08
.972	Bob Tata (71 of 73)	1976-78

Points by Kicking (PATs and FGs)

Season

95	Matt Harmon (19 FGs, 38 PATs)	2008
94	Austin Grebe (12 FGs, 58 PATs)	2015
89	Bennett Moehring (8 FGs, 65 PATs)	2016
88	Tim Shubzda (17 FGs, 37 PATs)	1999
84	Nick Sloan (11 FGs, 51 PATs)	2013

Career

192	Steve Fehr (42 FGs, 66 PATs)	1979-81
190	Matt Harmon (33 FGs, 91 PATs)	2005-08
184	Nick Sloan (24 FGs, 112 PATs)	2012-15
177	Tom Vanderhorst (28 FGs, 93 PATs)	1995-98
171	Joey Bullen (22 FGs, 105 PATs)	2005-07

2017 NAVY FOOTBALL

INDIVIDUAL RECORDS

Punts

Game		
14	Bob Cameron (501 yds.) vs. Notre Dame	1951
Season		
84	Tom Moore (3,191 yds.)	1970
75	Bob Cameron (2,721 yds.)	1951
74	John Stufflebeem (3,002 yds.)	1974
Career		
230	Brian Schrum (9,034 yds.)	1992-95
221	Tom Moore (8,627 yds.)	1969-71

Punting Average

Game (min. 5)		
50.3	Tray Calisch (6 punts for 302 yds.) vs. Army	1999
50.2	Joe Ince (5 punts for 251 yds.) vs. Pittsburgh	1963
Season (min. 30)		
44.8	John Skaggs (48 punts for 2,151 yds.)	2001
44.2	Pablo Beltran (38 punts for 1,678 yds.)	2014
43.8	Bill Busik (41 punts for 1,797 yds.)	1941
43.6	Pablo Beltran (44 punts for 1,919 yds.)	2012
43.1	Kyle Delahooke (54 punts for 2,327 yds.)	2009
Career (min. 50)		
42.5	John Skaggs (130 punts for 5,538 yds.)	2000-03
42.0	Alex Barta (63 punts for 2,646 yards)	2015-16
41.6	Pablo Beltran (119 punts for 4,857 yds.)	2011-14
41.2	Kyle Delahooke (137 punts for 5,649 yds.)	2008-10
40.7	Tray Calisch (108 punts for 4,397 yds.)	1997-99

★ INTERCEPTIONS ★

Interceptions

Game		
4	Mark Schickner vs. Army	1970
4	John Weaver vs. Columbia	1952
Season		
8	Sean Andrews	1995
8	John Sturges	1977
Career		
13	John Sturges	1974-77
12	Rick Bayer	1965-67
12	John Weaver	1952-54
11	Charlie Robinson	1971-73
10	Sean Andrews	1995-97
10	Gene Ford	1973-75

Interception Yards

Game		
115	John Weaver (4 returns) vs. Columbia	1952
Season		
165	John Weaver (7 returns)	1952
145	Steve Brady (5 returns)	1983
134	Daniel Gonzales (3 returns)	2014
109	Nick Markoff (3 returns)	1961
Career		
225	John Weaver (12 returns)	1952-54
191	Rick Bayer (12 returns)	1965-67

Interception Yards Per Return

Season (min. 3 returns)		
44.7	Daniel Gonzales (134 yds. on 3 returns)	2014
36.3	Nick Markoff (109 yds. on 3 returns)	1961
32.0	Gerald Wilson (96 yds. on 3 returns)	1997
30.3	Rashawn King (91 yds. on 3 returns)	2008
30.3	John Hopkins (91 yds. on 3 returns)	1953
Career (min. 5 returns)		
22.2	Clyde Scott (111 yds. on 5 returns)	1944-45
20.9	Steve Brady (167 yds. on 8 returns)	1982-85

Interception Returns for Touchdowns

Season		
2	Rashad Smith	1996
2	Ted Kukowski	1950
Career		
3	Rashad Smith	1994-97
2	Rick Bayer	1965-67
2	Ted Kukowski	1949-50

★ PUNT RETURNS ★

Punt Returns

Game		
7	Phil McConkey (58 yds.) vs. Connecticut	1976
Season		
35	Billy Hubbard (259 yds.)	1999
32	Napoleon McCallum (379 yds.)	1982
30	Billy Hubbard (156 yds.)	2000
Career		
80	Phil McConkey (736 yds.)	1975-78
73	Napoleon McCallum (858 yds.)	1981-85
70	Jason Tomlinson (513 yds.)	2003-06

Punt Return Yards

Game		
117	Terry Murray (6 returns) vs. Syracuse	1967
Season		
379	Napoleon McCallum (32 returns)	1982
280	Bill Busik (26 returns)	1940
Career		
858	Napoleon McCallum (32 returns)	1981-85
736	Phil McConkey (80 returns)	1975-78

Punt Return Yards Per Attempt

Game (min. 3 returns)		
27.0	Bob Craig (3 returns for 81 yds.) vs. Dartmouth	1954
27.0	Frank Brady (4 returns for 108 yds.) vs. Maryland	1951
Season (min. 10 returns)		
16.8	Bob Craig (10 returns for 168 yds.)	1953
15.2	Terry Murray (11 returns for 167 yds.)	1967
Career (min. 20 returns)		
13.23	Hal Hamberg (31 returns for 410 yds.)	1942-44
13.17	Pete Williams (35 returns for 461 yds.)	1945-48

Punt Returns for Touchdown

Season		
No player with more than one		
Last:	David Wright	2009

2017 NAVY FOOTBALL

INDIVIDUAL RECORDS

★ KICKOFF RETURNS ★

Kickoff Returns

Game		
7	John Vereen (118 yds.) vs. West Virginia	1998
7	Michael Jefferson (147 yds.) vs. Virginia	1994
7	Bob Elflein (155 yds.) vs. Penn State	1970
7	Dan Pike (118 yds.) vs. Pittsburgh	1969

Season

40	Reggie Campbell (1,098 yds.)	2007
38	Michael Jefferson (820 yds.)	1994
34	Tony Lane (898 yds.)	2001
34	Billy James (715 yds.)	1993
33	Gee Gee Greene (607 yds.)	2009
33	Michael Jefferson (723 yds.)	1992

Career

104	Marcus Thomas (2,338 yds.)	2010-13
80	Reggie Campbell (1,905 yds.)	2004-07
73	Michael Jefferson (1,569 yds.)	1991-94
60	Napoleon McCallum (1,339 yds.)	1981-85
56	Tony Lane (1,382 yds.)	2000-03

Kickoff Return Yards

Game		
205	Tony Lane (5 returns) vs. Temple	2001

Season

1,098	Reggie Campbell (40 returns)	2007
898	Tony Lane (34 returns)	2001
820	Michael Jefferson (38 returns)	1994
760	Bob Elflein (32 returns)	1970
728	Marcus Thomas (33 returns)	2011

Career

2,338	Marcus Thomas (104 returns)	2010-13
1,905	Reggie Campbell (80 returns)	2004-07
1,569	Michael Jefferson (73 returns)	1991-94
1,382	Tony Lane (56 returns)	2000-02
1,353	Dishan Romine (52 returns)	2015-16

Kickoff Return Yards Per Attempt

Game (min. 2)		
41.3	Dishan Romine vs. Tulsa	2015

Season (min. 5)

32.8	Bob Jenkins	1944
31.2	Gee Gee Greene	2012
*29.4	Pat McGrew	1997
27.6	Alexander Teich	2009
27.5	Reggie Campbell	2007

*Third in the country

Career (min. 10)

29.0	Eric Wallace	1982-84
27.5	Pat McGrew	1994-97
27.3	Dishan Romine	2014-16
25.6	Karlos Whittaker	2005
25.1	Joe Bellino	1958-60

Kickoff Returns For Touchdown

Season		
2	Reggie Campbell	2007

Career

2	Reggie Campbell	2004-07
2	Eric Wallace	1982-84

★ ALL-PURPOSE ★

All-Purpose Yards (yardage from rushing, receiving and all returns)

Game		
348	Shun White vs. Towson ~ 348 rush	2008
332	Napoleon McCallum vs. Princeton ~ 229 rush, 37 rec., 45 PR, 21 KR	1983
331	Eddie Meyers vs. Syracuse ~ 298 rush, 33 rec.	1981
323	Napoleon McCallum vs. South Carolina ~ 138 rush, 97 rec., 3 PR, 85 KR	1985
305	Gee Gee Greene vs. Arizona State ~ 112 rush, 6 rec., 187 KR	2012

Season

2,385	Napoleon McCallum ~ 1,587 rush, 166 rec., 272 PR, 360 KR	1983
2,330	Napoleon McCallum ~ 1,327 rush, 358 rec., 157 PR, 488 KR	1985
2,019	Reggie Campbell ~ 542 rush, 242 rec., 1,098 KR, 157 PR	2007
1,673	Joe Gattuso Jr. ~ 1,292 rush, 169 rec., 212 KR	1977

Career

7,172	Napoleon McCallum ~ 4,179 rush, 796 rec., 858 PR, 1,339 KR	1981-85
4,737	Reggie Campbell ~ 1,790 rush, 830 rec., 1905 KR, 212 PR	2004-07
4,606	Keenan Reynolds ~ 4,559 rush, 47 rec.	2012-15
3,757	Gee Gee Greene ~ 2,123 rush, 764 rec., 870 KR	2009-12
3,455	Chris McCoy ~ 3,401 rush, 54 rec.	1995-97

All-Purpose Plays

Game		
47	Napoleon McCallum ~ 39 carries, 4 rec., 1 PR, 3 KR vs. Syracuse	1983
45	Eddie Meyers ~ 42 carries, 3 rec. vs. Syracuse	1981
44	Chris McCoy ~ 44 carries vs. Tulane	1996
44	Eddie Meyers ~ 43 carries, 1 rec. vs. Boston College	1981
42	Ricky Dobbs ~ 42 carries vs. SMU	2008

Season

393	Napoleon McCallum ~ 331 carries, 24 rec., 21 PR, 17 KR	1983
369	Napoleon McCallum ~ 287 carries, 44 rec., 18 PR, 20 KR	1985
315	Ricky Dobbs ~ 315 carries	2009
301	Joe Gattuso Jr. ~ 266 carries, 22 rec., 13 KR	1977
300	Keenan Reynolds ~ 300 carries	2013

2017 NAVY FOOTBALL

INDIVIDUAL RECORDS / TEAM RECORDS

Career		
1,137	Napoleon McCallum ~ 908 carries, 96 rec., 73 PR, 60 KR	1981-85
978	Keenan Reynolds ~ 978 carries	2012-15
700	Chris McCoy ~ 699 carries, 1 rec.	1995-97
687	Ricky Dobbs ~ 687 carries	2008-10
617	Eddie Meyers ~ 589 carries, 23 rec., 5 KR	1978-81

★ DEFENSE ★

Tackles

Season		
169	Andy Ponseigo	1982
154	Vince McBeth	1986
152	Andy Ponseigo	1981
148	Mike Kronzer	1980
146	Javier Zuluaga	1992

Career		
500	Andy Ponseigo	1980-83
384	Gervy Alota	1994-97
354	Josh Smith	2002-04
337	Javier Zuluaga	1991-93
328	Clint Bruce	1994-96
328	Marc Firlie	1984-86

Sacks

Season		
10	Tyler Tidwell	2005
9	Eric Rutherford	1984
8	David Mahoney	2005
8	Shaka Martin	1999
8	Andy Person	1995

Career		
22	Andy Person	1992-95
21	David Mahoney	2003-06
16	Jabaree Tuani	2008-11
16	Tyler Tidwell	2004-06
14	John Chan	2004-06

Tackles For A Loss

Season		
25	Chet Moeller	1974
20	Eric Rutherford	1984
19	Tyler Tidwell	2005
18	Charlie Thornton	1979
16	David Mahoney	2005
16	Paul Soares	1982
16	Tim Jordan	1981
16	Tim Jordan	1980

Career		
44	Andy Person	1992-95
43	Jabaree Tuani	2008-11
42	David Mahoney	2003-06
38	Eric Rutherford	1982-84
37	Charlie Thornton	1977-79

★ SINGLE-GAME OFFENSE ★

Rushing

Attempts	93 vs. Toledo (419 yds.)	2013
Yards Per Rush.	10.3 vs. SMU (48 att. for 496 yds.)	2016
Touchdowns	19 vs. Ursinus	1918
Modern Record	10 vs. Princeton	1953

Passing

Attempts	55 vs. Virginia (completed 25)	1994
Completions	37 vs. Syracuse (attempted 54)	1985
Comp. Pct. (min. 15 att.)	.882 vs. Duke (15-of-17)	1982
Yards	406 vs. Wake Forest (36-of-54)	1991
Had Intercepted	6 vs. Notre Dame	1982
	6 vs. Pennsylvania	1940
Touchdowns	5 vs. Columbia	1955

Total Offense

Attempts	106 vs. Toledo (514 yds.)	2013
Total Yards	724 vs. Tulane (99 att.)	2000
Average Per Attempt	11.1 vs. Central Michigan (58 plays, 644 yds.)	2003

Scoring

Points	127 vs. Ursinus	1918
~ Modern Record	76 vs. East Carolina	2010
Touchdowns	19 vs. Ursinus	1918
~ Modern Record	10 vs. SMU	2016
	10 vs. East Carolina	2010
	10 vs. North Texas	2007
	10 vs. Princeton	1953
Extra Points	13 vs. Ursinus	1918
~ Modern Record:	10 vs. East Carolina	2010
2-point Conversions	4 vs. Pennsylvania	1958
2-point Attempts	7 vs. Pennsylvania	1958
Field Goals	4 vs. Air Force (of 4)	2008
	4 vs. Army (of 4)	1999
	4 vs. Boston College (of 4)	1981
	4 vs. Army (of 5)	1980
	4 vs. Georgia Tech (of 4)	1980
	4 vs. Boston College (of 4)	1978
Field Goal Attempts	6 vs. Delaware (made 3)	1996

Punt Returns

Punt Returns	9 vs. Connecticut (68 yards)	1976
	9 vs. Syracuse (122 yards)	1967
	9 vs. Columbia (203 yards)	1943
Yardage	203 vs. Columbia (9 returns)	1943
Yards Per Return (min. 3)	30.0 vs. SMU (4-for-120)	1960

Kickoff Returns

Returns	9 vs. Arizona State (251 yards)	2012
	9 vs. Southern Miss (193 yards)	2011
	9 vs. Notre Dame (174 yards)	2011
	9 vs. Tulane (155 yards)	2000
	9 vs. Pittsburgh (153 yards)	1988
	9 vs. Penn State (198 yards)	1971
	9 vs. Penn State (183 yards)	1970
	9 vs. Notre Dame (144 yards)	1970
	9 vs. Washington (161 yards)	1970
Return Yardage	251 vs. Arizona State (9 returns)	2012
Yards Per Attempt (min. 3)	40.0 vs. Army (3 for 120)	1983

Punting

Punts	16 vs. Army	1937
Average (min. 5)	50.2 vs. Pittsburgh (5 for 251)	1963
	50.2 vs. Notre Dame (5 for 251)	1957

2017 NAVY FOOTBALL

ALL-TIME SCORES

First Downs

First Downs	36 vs. Tulane	2000
By Rushing	30 vs. Toledo	2013
By Passing	18 vs. Wake Forest	1991
	18 vs. Syracuse	1985
	18 vs. Pittsburgh	1984
By Penalty	5 vs. Syracuse	1972

Longest Drive

Plays	*26 vs. New Mexico	2004
Yards	*99	several times
Time	*14:26 vs. New Mexico	2004

*NCAA Record

Penalties

Penalties	14 vs. Kent State	1997
	14 vs. Stanford	1954
Yards	171 vs. Stanford	1954

Fumbles

Fumbles	9 vs. Lehigh	1987
	9 vs. Villanova	1946
Lost	7 vs. Pennsylvania	1945

★ SEASON OFFENSE ★

Rushing

Attempts	820 (3,927 yards)	2009
Attempts Per Game	61.8 (804 in 13 games)	2007
Yards	4,534 yards (804 attempts)	2007
Yards Per Attempt	6.0 (727 for 4,395)	2014
Yards Per Game	348.8 (4,534 yards in 13 games)	2007
Touchdowns	61	2016

Passing

Attempts	429 (completed 265)	1993
Attempts Per Game	39.0 (429 attempts in 11 games)	1993
Completions	265 (265-of-429)	1993
Completions Per Game	24.1 (265 completions in 11 games)	1993
Completion Percentage	.651 (121-of-186)	1963
Passes Had Intercepted	26	1948
Fewest Passes Had Int.	2	2015
Lowest Int. Percentage	.016 (2-of-122)	2000
Yards	2,753 (248-of-429)	1993
Yards Per Game	250.3 (2,753 in 11 games)	1993
Average Yds. Per Attempt	11.4 (158 att. for 1,794) (<i>minimum 125 attempts</i>)	2016
Touchdowns Passing	16	1984

Total Offense

Total Attempts	940 (5,773 yards)	2007
Total Attempts Per Game	78.0 (702 attempts in 9 games)	1949
Total Offense Yards	6,136 yards (900 attempts)	2016
Total Yards Per Game	444.1 (5,773 yards in 13 games)	2005
Yards Per Attempts	6.8 (6,136 yds. on 900 attempts)	2016

Scoring

Points	531	2016
Points Per Game	55.3 (442 points in 8 games)	1917
Touchdowns	73	2016
Touchdowns Per Game	5.2 (73 touchdowns in 14 games)	2016
Extra Points:	65	2016
Extra Point Percentage:	1.000 (53-of-53)	2014
	100.0 (49-of-49)	2009
	100.0 (41-of-41)	2012
	100.0 (29-of-29)	1985
	100.0 (27-of-27)	1998
	100.0 (26-of-26)	1975
	100.0 (26-of-26)	1977
	100.0 (26-of-26)	1990
Two-Pt. Conversion Att.	28	1958
Two-Pt. Conversions	13	1958
Field Goals	19 (of 22)	2008
Field Goals Attempted	27 (17 made)	2007
Safeties	2	2002, 1967, 1964, 1945, 1944

Punt Returns

Returns	55 (576 yards)	1940
Yardage	671 (43 returns)	1943
Yards Per Game	74.6 (671 yards in 9 games)	1943
Yards Per Attempt	15.8 (23 attempts for 364 yards)	1959
Returns For Touchdowns	2	1999, 1959, 1957, 1951

Kickoff Returns

Returns	71 (1,795 yards)	2007
Yardage	1,795 (71 returns)	2007
Yards Per Game	138.1 (1,795 yards in 13 games)	2007
Yards Per Attempt	28.7 (14 attempts for 402 yards)	1943
Returns For Touchdowns	2	2007

Punting

Punts	96	1969
Fewest Punts	24	2007
Punting Average	43.6 (44 punts for 1,919 yards)	2012
Most Punts Had Blocked	4	1950, 1939

First Downs

First Downs	309	2013
Per Game	23.8 (309 first downs in 13 games)	2013
By Rushing	243	2007
By Passing	124	1993
By Penalty	21	1984

Penalties

Penalties	81 (595 yards)	2000
Fewest Penalties	28 (240 yards)	2011
Penalty Yards	676 (54 penalties)	1963
Fewest Penalty Yards	240 (28 penalties in 12 games)	2011
	240 (33 penalties in nine games)	1942
Fewest Penalty Yards per Game	20.0 (28 for 240 yards in 12 games)	2011

Fumbles

Fumbles	44 (15 lost)	1946
Fewest Fumbles	14 (9 lost)	1961
Fumbles Lost	25 (of 38)	2002
Fewest Fumbles Lost	5	1938

2017 NAVY FOOTBALL

ALL-TIME HOMECOMING RESULTS

★ SINGLE-GAME DEFENSE ★

Rushing Defense

Fewest Rushing Attempts	11 by SMU, 2008
Fewest Rushing Yards Allowed	-80 by Columbia, 1943
Fewest Rushing Yards Per Attempt	-3.1 (26-for(-80), Columbia, 1943)

Pass Defense

Fewest Pass Attempts Allowed	0 vs. North Carolina, 1957
Fewest Pass Completions	0 last vs. North Carolina, 1957
Fewest Passing Yards	0 last vs. North Carolina, 1957
Lowest Percentage Comp. (min. 10 att.)	.000 (0-for-11), W&M, 1957 .000 (0-for-11), W&M, 1938
Most Sacks	7 vs. Temple, 2006

Pass Interceptions

Interceptions	7 vs. Duke (107 yards), 1954
Interception Yards	123 vs. Lehigh (5 returns), 1986

Total Defense

Fewest Total Offense Attempts	33 by Penn State, 1944 33 by Cornell, 1944
Fewest Total Offense Yards	16 by Pennsylvania, 1954
Fewest Total Offense Yards Per Attempt	0.04 (39 for 16) by Pennsylvania, 1954

First Downs

Fewest Total	0 by William & Mary, 1940
--------------	---------------------------

Punting

Most Times Opponent Forced to Punt	16 vs. Army, 1937
Lowest Punting Average (min. 5)	24.5 (6 for 147) by Penn State, 1968

★ SEASON DEFENSE ★

Rushing Defense

Fewest Rushing Attempts Allowed	249 (443 yards), 1940
Fewest Rushing Attempts Per Game	27.7 (249 in 9 games), 1940
Fewest Rushing Yards Allowed	443 (249 attempts), 1940
Fewest Rushing Yards Per Game	49.2 (443 in 9 games), 1940
Fewest Rushing Yards Allowed Per Attempt	1.7 (484 yards in 282 attempts), 1944
Fewest Rushing Touchdowns Allowed	0, 1910
Modern Record	2, 1940

Pass Defense

Fewest Pass Attempts Allowed	94, 1940
Fewest Pass Attempts Allowed Per Game	10.4 (94 in 9 games), 1940
Fewest Pass Completions Allowed	35, 1940
Fewest Pass Completions Allowed Per Game	3.89 (35 in 9 games), 1940 3.90 (39 in 10 games), 1957
Lowest Completion Percentage	.292 (42 of 144), 1945
Fewest Passing Yards Allowed	387, 1955
Fewest Passing Yards Allowed Per Game	43.0 (387 in 9 games), 1955
Fewest Touchdowns Allowed by Passing	1; 1957, 1955, 1941
Most Interceptions	26, 1945
Highest Percentage Had Intercepted	.181 (26 of 144), 1945

Total Defense

Fewest Total Offense Attempts Allowed	343 (864 yards), 1940
Fewest Total Offense Att. Allowed Per Game	38.1 (343 in 9 games), 1940
Fewest Total Offense Yards Allowed	864 (343 attempts), 1940
Fewest Total Offense Yards Allowed Per Game	96.0 (864 in 9 games), 1940
Fewest Total Offense Yards Allowed Per Attempt	2.5 (343 in 864), 1940

Scoring

Fewest Touchdowns Allowed	0 (9 games), 1910
- Modern Record	5 (9 games), 1941
Fewest Extra Points Allowed	0 (9 games), 1910
- Modern Record	2 (9 games), 1941
Fewest Points Allowed	0 (9 games), 1910
- Modern Record	34 (9 games), 1941

Punt Returns

Fewest Allowed	11, 2013
Fewest Yards Allowed	34, 1981
Fewest Yards Allowed Per Attempt	1.9 (18 for 34), 1981

Punting

Most Opponent Punts	105, 1940
Lowest Opponent Punting Average	32.7 (55 for 1,798), 1956
Most Opponent Punts Blocked	6, 1945

First Downs

Fewest Allowed	36, 1940
Fewest Allowed by Rushing	18, 1940
Fewest Allowed by Passing	15, 1945

Penalties

Most Against Opponents	87, 1992
Most Yards Opponents Penalized	779, 1982
Most Yards Opponents Penalized Per Game	70.8 (779 in 11), 1982

Fumbles

Most by Opponents	42, 1956
Most Lost by Opponents	25, 1962

2017 NAVY FOOTBALL

ALL-TIME LEADERS

Kickoff Returns

Career (based on average)				
	No.	Yds.	Avg.	
1.	Eric Wallace, 1982-84	22	638	*29.0
2.	Pat McGrew, 1994-97	19	523	27.5
3.	Dishan Romine, 2015-current	24	655	27.3
4.	Tony Lane, 2001-2003	34	898	26.4
5.	Karlos Whittaker, 2005	21	537	25.6

Season (based on average)				
	No.	Yds.	Avg.	
1.	Bob Jenkins, 1944	5	164	*32.8
2.	Gee Gee Greene, 2012	6	187	31.2
3.	Eric Wallace, 1984	9	268	29.7
4.	Pat McGrew, 1997	15	541	29.4
5.	Eric Wallace, 1983	13	370	28.5

Punting

Career (based on avg. per punt/ 50 min.)				
	No.	Yds.	Avg.	
1.	John Skaggs, 2000-03	130	4,538	*42.5
2.	Alex Barta, 2014-16	63	2,646	42.0
3.	Pablo Beltran, 2011-14	*157	*6,535	41.6
4.	Kyle Delahooke, 2008-10	137	5,649	41.2
5.	Tray Calisch, 1997-99	108	4,397	40.7

Season (based on avg.)				
	No.	Yds.	Avg.	
1.	John Skaggs, 2001	48	2,151	*44.8
2.	Pablo Beltran, 2014	38	1,678	44.2
3.	Bill Busik, 1941	41	1,797	43.8
4.	Pablo Beltran, 2012	44	1,919	43.6
5.	Kyle Delahooke, 2009	*54	*2,327	43.1

Total Offense

Career (based on avg.)				
	Plays	Yds.	Avg.	
1.	Shun White, 2005-08	261	2,311	*8.9
2.	Gee Gee Greene, 2009-12	297	2,123	7.1
3.	Will Worth, 2014-16	385	2,605	6.8
4.	Lamar Owens, 2002-05	378	2,274	6.0
5.	Chris McCoy, 1995-97	*1,007	*5,958	5.9
	Kaipo-Noa Kaheaku-Enhada, 2005-08	556	3,277	5.9
	Keenan Reynolds, 2012-15	1440	8,560	5.9

Season (based on avg.)				
	Plays	Yds.	Avg.	
1.	Shun White, 2008	132	1,092	*8.3
2.	Noah Copeland, 2014	130	952	7.3
3.	Gee Gee Greene, 2012	120	877	7.3
4.	Will Worth, 2016	381	*2,595	6.8
	Keenan Reynolds, 2015	380	2,576	6.8
	Chris McCoy, 1997	*381	2,573	6.8

Field Goals

Career					
	FG	Long	-40	40+	
1.	Steve Fehr, 1979-81	*42-*59	50	36-43	6-16
2.	Matt Harmon, 2005-08	33-43	49	26-32	7-11
3.	Todd Solomon, 1982-85	30-46	*52	21-28	9-18
	Bob Tata, 1976-78	30-46	48	23-32	7-14
5.	Tom Vanderhorst, 1995-98	28-46	42	26-35	2-11

Season					
	FG	Long	-40	40+	
1.	Matt Harmon, 2009	*19-*22	49	14-15	5-7
2.	Steve Fehr, 1981	*18-*25	46	14-15	4-10
3.	Tim Shubzda, 1999	17-*25	49	13-15	4-10
	Steve Fehr, 1980	17-23	50	15-17	2-6
5.	Todd Solomon, 1984	15-18	*52	10-11	5-7
	David Hills, 2001	15-16	47	10-11	5-5

Scoring

Career					
		TD	Xpt.	FG	Points
1.	Keenan Reynolds, 2012-15	*88	1	0	*530
2.	Ricky Dobbs, 2008-10	49	1	0	296
3.	Chris McCoy, 1995-97	44	0	0	264
4.	Bill Ingram, 1916-18	34	59	0	263
5.	Napoleon McCallum, 1981-85	33	2	0	200

Season					
		TD	Xpt.	FG	Points
1.	Keenan Reynolds, 2013	31	1	0	*188
2.	Bill Ingram, 1917	21	48	0	174
3.	Ricky Dobbs, 2009	27	0	0	162
4.	Will Worth, 2016	25	0	0	150
5.	Keenan Reynolds, 2015	24	0	0	144

* Navy record. The 88 touchdowns is also an NCAA record for career total touchdowns and career rushing touchdowns.

Consecutive streak extended over two seasons

% Indicates points came on two-point conversion

2017 NAVY FOOTBALL

LONGEST PLAYS

Rushing

Player (Opponent, Year)	Yards
1. John Sai (Duke, 1963)	93
2. Pat McGrew (Kent State, 1997)	91
3. Joe Bellino (Virginia, 1960)	90
4. Shun White (Towson, 2008)	87
5. Adam Ballard (Connecticut, 2006)	81

Passing

Player (Opponent, Year)	Yards
1. Chris McCoy-Matt Scornavacchi (Tulane, 1995)	87
2. Craig Candeto-Eric Roberts (Central Michigan, 2003)	86
3. Ricky Dobbs-Marcus Curry (Ohio State, 2009)	85
Ricky Dobbs-Greg Jones (Arkansas State, 2010)	85
5. Rob Klemick-Jim Stewart (Miami, Fla., 1961)	83

Interceptions

Player (Opponent, Year)	Yards
1. John Raster (Army, 1951)	100
2. Gerald Wilson (VMI, 1997)	95
3. Rashawn King (Pitt, 2008)	91
4. Nick Markoff (William & Mary, 1961)	80
Frank Dattilo (Air Force, 1960)	80
Sammy Boothe (William & Mary, 1941)	80

Kickoff Returns

Player (Opponent, Year)	Yards
1. Reggie Campbell (Army, 2007)	98
2. Eric Wallace (Air Force, 1984)	97
3. Gee Gee Greene (Arizona State, 2012)	95
Eric Wallace (Army, 1983)	95
5. Marcus Thomas (East Carolina, 2011)	90
Dishan Romine (Tulsa, 2015)	90

Punt Returns

Player (Opponent, Year)	Yards
1. Frank Brady (Maryland, 1951)	100
2. Dick Pariseau (Boston College, 1959)	80
3. Mike Lettieri (Georgia Tech, 1968)	79
4. John Weaver (William & Mary, 1953)	76

Field Goals

Player (Opponent, Year)	Yards
1. Jon Teague (Delaware, 2011)	54
2. Todd Solomon (Princeton, 1984)	52
3. Joey Bullen (Army, 2007)	51
4. Joe Buckley (Wake Forest, 2009)	50
Steve Fehr (Army, 1980)	50

Punts

Player (Opponent, Year)	Yards
1. Emmett Wood (William & Mary, 1939)	79
2. Bill Busik (Army, 1941)	77
3. Tom Moore (Boston College, 1970)	74
Dave Church (Penn State, 1966)	74
Dick Guest (Stanford, 1954)	74

Fumbles

Player (Opponent, Year)	Yards
1. Wyatt Middleton (Army, 2010)	98

2017 NAVY FOOTBALL

ADDITIONAL STATISTICS

Top-50 Rushing Games (since 1948)

	Yds.	Opponent	Date
1.	572	North Texas	11/10/07
2.	563	Kent State	11/22/97
3.	558	Towson	8/30/08
4.	530	Central Michigan	11/22/03
5.	521	East Carolina	11/6/10
	521	Ball State	9/15/07
7.	515	Colgate	10/17/98
8.	513	Columbia	11/13/54
9.	512	East Carolina	10/27/12
10.	496	SMU	11/26/16
11.	490	Army	12/3/05
12.	487	Temple	9/6/14
13.	480	East Carolina	11/19/16
14.	476	Rutgers	11/20/04
15.	471	Rice	10/10/09
16.	469	Tulsa	11/21/15
17.	467	Kent State	9/19/98
	467	Colorado State	12/22/05

19.	464	Connecticut	9/30/06
20.	463	Wake Forest	10/26/96
21.	451	Hawai'i	11/20/99
22.	447	Memphis	10/22/16
23.	444	Indiana	9/7/13
24.	438	Delaware	11/9/96
25.	437	Central Michigan	11/13/10
26.	435	Duke	11/4/06
27.	432	San Jose State	11/22/13
28.	428	Pennsylvania	10/17/87
	428	USF	10/31/15
30.	427	Fordham	9/3/16
31.	424	SMU	9/9/95
	424	Air Force	10/7/78
33.	423	San Jose State	10/25/14
34.	422	Dartmouth	10/4/86
35.	421	Army	12/07/02
	421	Southern Miss	10/8/11
37.	420	Temple	11/19/06

38.	419	Toledo	10-19-13
39.	418	Tulane	11/5/05
40.	417	Tulane	11/13/99
	417	Pitt	12/28/15
42.	415	East Carolina	9/19/15
43.	412	Maryland	9/6/10
	412	Western Kentucky	9/27/14
45.	410	Yale	10/1/88
	410	Western Kentucky	9/10/11
47.	407	Texas State	11/17/12
48.	404	SMU	10/25/08
49.	403	VMI	9/22/12
	403	East Carolina	9/2/06
	403	SMU	11/14/15

Two Players with 100+ Yards Rushing in a Game (since 1948)

Date	Players (Att.-Yds.)	Opponent
11/18/50	David Bannerman (26-155) Frank Hauff (24-123)	Columbia
11/17/51	Dean Smith (17-124) Victor Vine (16-105)	Columbia
1/1/55	Joe Gattuso Sr. (16-111) John Weaver (16-106)	Rice
9/28/57	Harry Hurst (9-137) Ned Oldham (11-103)	William & Mary
10/11/63	Pat Donnelly (15-109) Roger Staubach (18-107)	SMU
10/27/73	Cleveland Cooper (26-123) Robert Jackson (18-101)	Pittsburgh
12/1/73	Ed Gilmore (12-123) Cleveland Cooper (18-102)	Army
11/29/75	Robert Jackson (25-133) Gerry Goodwin (18-114)	Army
10/10/81	Eddie Meyers (38-179) Marco Pagnanelli (16-106)	Air Force
10/15/83	Napoleon McCallum (37-229) Bryan Caraveo (25-122)	Princeton
10/31/92	Jason Van Matre (26-128) Duke Ingraham (23-105)	Delaware
9/7/96	Tim Cannada (17-107) Chris McCoy (22-101)	Rutgers
9/21/96	Chris McCoy (27-140) Omar Nelson (16-108)	SMU
9/28/96	Chris McCoy (33-183) Omar Nelson (14-118)	Boston College
12/6/97	Chris McCoy (31-205) Tim Cannada (30-133)	Army
9/19/98	Steve Holley (29-188) Iv Dingle (19-151)	Kent State
10/17/98	Brian Broadwater (26-216) Jon Limbert (12-111)	Colgate
11/7/98	Iv Dingle (19-134) Brian Broadwater (29-132)	Rutgers
10/2/99	Dre Brittingham (12-124) Brian Broadwater (23-110)	West Virginia

Date	Players (Att.-Yds.)	Opponent
11/13/99	Brian Madden (25-144) Raheem Lambert (19-101)	Tulane
11/20/99	Brian Madden (29-150) Raheem Lambert (18-120)	Hawai'i
9/27/03	Kyle Eckel (18-104) Eric Roberts (9-125)	Rutgers
11/01/03	Kyle Eckel (26-120) Craig Candeto (18-140)	Tulane
11/22/03	Kyle Eckel (18-167) Craig Candeto (13-150)	Central Michigan
12/22/05	Adam Ballard (15-129) Reggie Campbell (16-116)	Colorado State
9/16/06	Adam Ballard (26-120) Reggie Campbell (13-110)	Stanford
9/30/06	Brian Hampton (27-182) Reggie Campbell (5-101)	Connecticut
10/7/06	Adam Ballard (27-134) Brian Hampton (22-105)	Air Force
11/4/06	Kaipo-Noa Kaheaku-Enhada (19-114) Adam Ballard (27-103)	Duke
11/18/06	K. Kaheaku-Enhada (19-140) Shun White (7-114)	Temple
8/31/07	Shun White (8-122) Kaipo-Noa Kaheaku-Enhada (15-102)	Temple
9/15/07	Eric Kettani (9-126) Kaipo-Noa Kaheaku-Enhada (11-117)	Ball State
11/10/07	Shun White (7-131) Zerbin Singleton (8-103)	North Texas
11/17/07	Jarod Bryant (27-139) Zerbin Singleton (11-101)	Northern Illinois
12/6/08	Shun White (13-148) Eric Kettani (24-125)	Army
11/7/09	Vince Murray (14-158) Ricky Dobbs (31-102)	Notre Dame
12/31/09	Ricky Dobbs (30-166) Marcus Curry (12-109)	Missouri
11/6/10	Ricky Dobbs (17-100) Alexander Teich (14-157)	East Carolina

Date	Players (Att.-Yds.)	Opponent
9/10/11	Alexander Teich (15-102) John Howell (3-113)	W. Kentucky
10/1/11	Kriss Proctor (37-134) Alexander Teich (35-148)	Air Force
9/22/12	Noah Copeland (20-126) Trey Miller (17-116)	VMI
11/10/12	Gee Gee Greene (16-150) Keenan Reynolds (21-130)	Troy
9/7/13	Keenan Reynolds (32-127) Darius State (9-106)	Indiana
9/27/14	Keenan Reynolds (24-121) Noah Copeland (5-104)	Western Kentucky
11/28/14	Keenan Reynolds (10-119) Noah Copeland (17-112)	South Alabama
9/19/15	Keenan Reynolds (24-142) Chris Swain (29-123)	East Carolina
10/31/15	Keenan Reynolds (26-117) Chris Swain (23-131) Dishan Romine (6-115)	USF
12/28/15	Keenan Reynolds (24-144) Chris Swain (27-114)	Pittsburgh
11/19/16	Will Worth (28-159) Shawn White (11-150)	East Carolina
11/26/16	Zach Abey (7-111) Will Worth (15-107)	SMU

2017 NAVY FOOTBALL

THE LAST TIME

The Last Time Navy...

Returned a Kickoff for TD	Gee Gee Greene, 95 yards vs. Arizona State on Dec. 29, 2012 Arizona State 62, Navy 28
Returned Punt for a TD	David Wright, three yards vs. Temple on Oct. 31, 2009 (punt was kicked into a stiff wind) Temple 27, Navy 24
Returned a Blocked Punt for a TD	Bobby Doyle, 0 yards vs. Air Force on Oct. 4, 2008 (blocked by Blake Carter) Navy 33, Air Force 27
Returned Own Blocked Field Goal for a TD	Tony Soliday, 26 yards vs. Louisville on Oct. 22, 1994 Louisville 35, Navy 14
Returned an Interception for a TD	Justin Norton, 26 yards vs. SMU on Nov. 26, 2016 Navy 75, SMU 31
Returned a Fumble for a TD	Alohi Gilman, 2 yards vs. UConn on Sept. 10, 2016 Navy 28, UConn 24
Returned a Blocked Extra Point for Two Points	Charles Fisher vs. SMU on Sept. 20, 1997 Navy 46, SMU 16
Recorded a Safety	Team vs. Houston on Oct. 8, 2016 Navy 46, Houston 40
Recorded a Shutout	Army on Dec. 6, 2008 Navy 34, Army 0

The Last Time an Opponent...

Returned Kickoff for TD	Tony Pollard of Memphis, 100 yards on Oct. 22, 2016 Navy 42, Memphis 28
Returned Punt for a TD	Phillip Livas of Louisiana Tech, 85 yards on Sept. 12, 2009 Navy 32, Louisiana Tech 14
Returned a Blocked Punt for a TD	Xavier Moss of Army, 7 yards on Dec. 13, 2014 Navy 17, Army 10
Returned an Interception for a TD	Wonderful Terry of Western Kentucky, 43 yards on Sept. 27, 2014 Western Kentucky 36, Navy 27
Returned a Fumble for a TD	Jamar Summers of UConn, 86 yards on Sept. 10, 2016 Navy 28, UConn 24
Returned a Blocked Field Goal for a TD	Marquese Wheaton of Southern Miss, 79 yards on Oct. 8, 2011 Southern Miss 63, Navy 35
Returned a Blocked Extra Point for Two Points	Wade Smith of SMU, 97 yards on Sept. 9, 1995 Navy 33, SMU 2
Returned an Interception for Two Points	Brian Rolle of Ohio State on Sept. 5, 2009 Ohio State 31, Navy 27
Recorded a Safety	Xavius Boyd of Western Kentucky on Sept. 28, 2013 Western Kentucky 19, Navy 7
Recorded a Shutout	San Jose State on Sept. 29, 2012 San Jose State 12, Navy 0

NAVY-MARINE CORPS MEMORIAL STADIUM RECORDS

Rushing Attempts

Individual	44	Chris McCoy vs. Tulane, 1997
Team	80	vs. Air Force, 2011

Rushing Yards

Individual	348	Shun White vs. Towson, 2008
Team	563	vs. Kent State, 1997

Rushing Touchdowns

Individual	6	Keenan Reynolds vs. Georgia Southern, 2014
Team	9	vs. Kent State, 1997

Pass Attempts

Individual	58	Ryan Radcliff (Central Michigan) vs. Navy, 2010
Team	59	Central Michigan vs. Navy, 2010

Pass Completions

Individual	40	Dominique Davis (ECU) vs. Navy, 2011
Team	40	East Carolina vs. Navy, 2011

Passing Yards

Individual	442	Patrick Ramsey, Tulane, 2001
Team	442	by Tulane, 2001

Passing Touchdowns

Individual	5	Bobby Goodman, Virginia, 1992
Team	5	by Virginia, 1992

Receptions

	16	David Boler, Delaware, 2004
--	----	-----------------------------

Receiving Yards

	274	Corey Hill, Colgate, 1998
--	-----	---------------------------

Touchdown Receptions

	4	Eron Riley, Duke, 2007
--	---	------------------------

Points

	70	Georgia Tech 70, Navy 7, 2001
--	----	-------------------------------

Field Goals

	4	Austin Lopez of San Jose State, 2012
	4	Joe Striefsky of Delaware, 2009
	4	Steve Fehr vs. Boston College, 1981

Extra Points

	10	Luke Manget, Georgia Tech, 2001
--	----	---------------------------------

Most Punt Returns

	6	Tony Bethel, Louisville, 1994
	6	Jerrold Washington, Virginia, 1992
	6	Terry Murray vs. Syracuse, 1967

Most Punt Return Yardage

	117	Terry Murray vs. Syracuse, 1967
--	-----	---------------------------------

Most Kickoff Returns

	7	John Vereen vs. West Virginia, 1998
	7	Mike Jefferson vs. Virginia, 1995

Most Kickoff Return Yardage

	170	Mike Jefferson vs. Virginia, 1995
--	-----	-----------------------------------

Most Punts

	12	Jack Detwiler vs. Virginia, 1968
--	----	----------------------------------

Best Punt Average (Min. 5 att.)

	50.2	Joe Ince vs. Pittsburgh, 1963
--	------	-------------------------------

Longest Rush

	91	Pat McGrew vs. Kent State, 1997 (TD)
--	----	--------------------------------------

Longest Pass

	92	S. Fisher to J. Kehoe, Virginia, 1960 (TD)
--	----	--

Longest Punt

	74	Tom Moore vs. Boston College, 1970
--	----	------------------------------------

Longest Field Goal

	54	Steve Leo, Delaware, 1992
	54	Jon Teague vs. Delaware, 2011

Longest Punt Return

	86	George Cogill, Wake Forest, 1991
	86	Bill Eastman, Georgia Tech, 1965

Longest Kickoff Return

	100	James Nixon, Temple, 2009
	100	Quadree Henderson, Pitt, 2015
	100	Tony Pollard, Memphis, 2016

Longest Interception Return

	95	Gerald Wilson vs. VMI, 1997 (TD)
--	----	----------------------------------

2017 NAVY FOOTBALL

COACHING RECORDS / ASSISTANT COACHES

All-Time Coaching Records

Year	Coach (Alma Mater)	W-L-T
1879-83-91	Student Coaches	23-15-3
1882	Vaux Carter	1-0
1892	Ben Crosby (Yale)	5-2
1893	Josh Hartwell (Yale)	5-3
1894	Bill Wurtenburg (Yale)	4-1-2
1895	Matt McClung (Lehigh)	5-2
1896	Johnny Poe (Princeton)	5-3
1897-99	Bill Armstrong (Yale)	20-5
1900	Garrett Cochran (Princeton)	6-3
1901-02	Doc Hillebrand (Princeton)	8-11-2
1903	Burr Chamberlain (Yale)	4-7-1
1904-06	Paul Dashiell (Lehigh)	25-5-4
1907	Joe Reeves (USNA)	9-2-1
1908-10	Frank Berrien (USNA)	21-5-3
1911-14	Doug Howard (USNA)	25-7-4
1915-16	Jonas Ingram (USNA)	9-8-2
1917-19	Gil Dobie (Minnesota)	17-3
1920-24	Bob Folwell (Penn)	24-12-3
1925	Jack Owsley (Yale)	5-2-1
1926-30	Bill Ingram (USNA)	32-13-4
1931-33	Rip Miller (Notre Dame)	12-15-2
1934-36		
1946-47	Tom Hamilton (USNA)	21-23-1
1937-38	Hank Hardwick (USNA)	8-7-3
1939-41	Swede Larson (USNA)	16-8-3
1942-43	Billick Whelchel (USNA)	13-5
1944-45	Oscar Hagberg (USNA)	13-4-1
1948-49	George Sauer (Nebraska)	3-13-2
1950-58	Eddie Erdelatz (St. Mary's)	50-26-8
1959-64	Wayne Hardin (Coll. of Pacific)	38-22-2
1965-68	Bill Elias (Maryland)	15-22-3
1969-72	Rick Forzano (Kent State)	10-33
1973-81	George Welsh (USNA)	55-46-1
1982-86	Gary Tranquill (Wittenberg)	20-34-1
1987-89	Elliot Uzelac (W. Michigan)	8-25
1990-94	George Chaump (Bloomsburg)	14-41
1995-2001	Charlie Weatherbie (Okla. St.)	30-45
2001	*Rick Lantz (Central Conn. St.)	0-3
2002-07	Paul Johnson (W. Carolina)	45-35
'07-present	Ken Niumatalolo (Hawaii')	77-42

*Interim Coach

All-Time Assistant Coaches

Assistant	Years
Amstutz, Thomas	1988-89
Belichick, Steve	1956-89
Bell, Richard	1994
Bennett, Leeman	1969
Biddle, Dick	1990-91
Bohannon, Brian	2002-07
Boudreau, Paul	1982
Bradford, Vic	1947
Bresnahan, Chuck	1986
Bresnahan, Tom	1973-80
Briner, Greg	1994
Brown, Sterling	1966
Bugel, Joe	1969-72
Bumpas, Dick	1995-98
Campbell, A.C.	1967-68
Clark, Don	1950-51
Collins, Tim	1971-72
Conley, Scotty	2000-2001
Corso, Lee	1966-68
Culton, Chris	2003-16
Daniel, Clarence	1970
Davis, Justin	2007-present
DeRuyter, Tim	1999-2001
Donnelly, Pat	1975
Donnor, Charlie	1990-94
Drake, Mike	1989-94
Duden, Dick	1954-59
Dunlap, Steve	1982-83
DuPaix, Joe	2008-10
Erdelatz, Eddie	1945-47
Eshmont, Len	1950-55
Ferkany, Ed	1970-71
Fontes, Len	1973-76
Forzano, Rick	1959-64
Franks, Jerry	1982-88
Gillogly, Jay	1976
Gonos, Jake	1990-94
Grantham, Tony	2003-06, 2008-13
Green, Buddy	2002-14
Green, Robert B.	2015-present
Gregory, Jack	1966
Hardin, Wayne	1955-58
Harp, Tom	1972
Harris, Ron	1992-94
Hart, Dave Sr.	1964-65
Hartman, Jerry	1983-85, 90-91
Haushalter, Bill	1973-86
Hickson, Frank	1990-93
Higgins, Jim	1986
Hobbs, Homer	1952
Hudspeth, Mark	2001
Hyder, John	1967
Ingalls, Robert	1948-49
Ingram, Ashley	2008-present
Jackson, Fred	1987-88
Jasper, Ivin	1995-96, 2002-present
Johns, Steve	2008-present
Johnson, Paul	1995-96
Jones, Keith	2002-15
Jorge, Ernie	1955-66
Judge, Mike	2008-present
Kelly, Kevin	2002-05
Kiesel, Kevin	1991-92
Krivak, Joe	1977-81
Lantz, Rick	1971-76, 2001
Lewis, Terry	1972-74, 82-83
Mack, Ken	1981
Magazu, Dave	1987-89
Mark, Joe	1967-68
Markos, Art	1977-81
Martin, Ben	1949-54
Matsko, John	1985

Mattison, Greg	1987-88
McCulley, Pete	1970-71
McDonald, Bryce	2017
McGuire, Tim	1991-92
McKeehan, Gene	1995-2000
McMackin, Greg	1991-92
McMillan, Charles	2000
McNeish, Robert	1947
McWilliams, Hugh	1960-66
Miller, Rip	1934-47
Monahan, Phil	1958-60
Monken, Jeff	2002-07
Morrison, Bobby	1982-86
Murphy, Dennis	1992-93
Murray, Mark	1993-94
Neal, Bill	1965
Niumatalolo, Ken	1995-98, 2002-07
Norwood, Brian	1995-1999
Nua, Shaun	2012-present
O'Brien, Dan	2014-present
O'Brien, Tom	1976-81
Oliver, Jerome	1984-86
O'Rourke, Danny	2002-present
Pasquale, Larry	1969-70
Patterson, Gary	1995
Peccatiello, Larry	1969
Pees, Dean	1987-89
Pehrson, Dale	1996-present
Petchel, Bob	1981
Raye, Tommy	1995-1999
Reese, Carl	1990
Rison, Mose	1987-89
Roberts, J.D.	1960
Robinson, Danilo	2000-01
Rogers, Kevin	1983-90
Ross, Don	1960
Royer, Lee	1971-72
Runyan, Scott	1995-97
Saban, Nick	1982
Schuettle, Carl	1961-68
Scovill, Doug	1963-65
Seamon, Greg	1987-88
Sekonovich, Dan	1970
Shaffer, Sam	1990-94
Smear, Steve	1976
Smith, Earle Jr.	1975
Spann, Tom	1982-86
Spaziani, Frank	1975-81
Speed, Joe	2006-09
Spencer, Todd	1996-2007
Strahm, Dale	1977-80
Stanley, Jim	1969-70
Steckel, Les	1977-78
Steinmark, Sammy	1999-2001
Stewart, Bill	1984-85
Stock, Mike	1968
Swartz, Ray	1938-49
Sykes, Napoleon	2011-11, 2016-present
Todd, Turnley	1968
Tranquill, Gary	1973-76
Trgovac, Mike	1989
Uzelac, Elliott	1971-74
Vaught, Mike	1995-2000
Vooletich, Milan	1987-89
Ware, Mitch	1997-2001
Welsh, George	1960
Williams, Doug	1994
Wilson, John	1947
Yokitis, Mick	2011-present

2017 NAVY FOOTBALL

ALL-STAR GAME APPEARANCES

American Bowl

Michael Clark, TE	1969
Lee Corso, Coach	1969

Blue/Gray Game

Duncan Ingraham, DB	1965
Napoleon McCallum, RB	* 1985
Omar Nelson, RB	# 1996
Clint Bruce, LB	# 1996
Charlie Weatherbie, Asst. Coach	# 1996
Dick Bumpas, Asst. Coach	# 1996
Chris McCoy, RB	% 1997
David Viger, DT	1997
Rashad Smith, DB	1997
Charlie Weatherbie, Asst. Coach	1997
Dick Bumpas, Coach	1997
Terrence Anderson, C	1999
Travis Williams, WR	1999
Hoot Stahl, OT	2000
David Hills, K	2001

Did not attend due to Aloha Bowl

* Most Valuable Player for the Gray Squad

% Most Valuable Player for the Blue Squad

Casino Del Sol All-Star Game

Brandon Turner, WR	2012
Keegan Wetzel, OLB	2012

Coaches All-America Game

Joe Bellino, RB	1961
Frank Visted, C	1961
Greg Mather, E	1962
Jim Campbell, E	1964
Al Krekich, G	1964
Tom Lynch, C	1964
Roger Staubach, QB	1965
Rob Taylor, WR	1968
Chet Moeller, DB	* 1976
Andy Bushak, LB	1976
George Welsh, Head Coach, East	1976

* Ernie Davis Award Winner for East Squad

College All-Stars vs. NFL Champions

Fred (Buzz) Borries, HB	1935
Jim Carrington, C	1947
Joe Burtos, FB	1948
Richard Scott, C	1948
Joseph Pertel, G	1953
John Weaver, HB	1955
George Welsh, QB	1956
Ron Beagle, E	1956
Wilson Whitmire, C	1957
Tom Forrestal, QB	1958
Tony Stremic, G	1958
Bob Reifsnnyder, T	1959
Frank Visted, C	1961
Joe Bellino, HB	1961
Greg Mather, E	1962
Pat Donnelly, HB	1965
Roger Staubach, QB	1965

Eastern College All-Star Game

Scott Emerson, T	1949
R. Towns (Tex) Lawrence, T	1949
Pete Williams, HB	1949

East-West Shrine Game

Bill Ingram, B	1925
Phil Ryan, E	1949
Bill Powers, B	1950

Walter Gragg, T	1951
John Gurski, E	1952
Wilson Whitmire, C	1956
James Hower, G	1956
Roger Staubach, QB	1964
Rob Taylor, WR	1967
Emerson Carr, DT	1968
Larry Van Loan, WR	1973
George Welsh, Asst. Coach	1975
Chet Moeller, DB	1976
George Welsh, Head Coach, East	1977
Joe Gattuso Jr., RB	1977
Charlie Thornton, DE	1980
Kevin Hickman, TE	1994
Jeff Gaddy, WR	2001
Josh Brindel, DT	2002
John Skaggs, P	2003
Kyle Eckel, FB	2004
Tyler Tidwell, OLB	2006
Adam Ballard, FB	2007
Ross Pospisil, LB	2009
Ricky Dobbs, QB	2010
Jabaree Tuiani, DE	2011
Brandon Turner, WR	2012
Cody Peterson, LB	* 2013
Parrish Gaines, S	2014
Keenan Reynolds, RB	* 2015
Will Worth, QB	* 2016

* was injured and did not play

Gridiron Classic

Terrence Anderson, C	1999
Chris Lepore, FS	2000
John Skaggs, P	2003
Josh Smith, S	2004
Kyle Eckel, FB	* 2004

* Invited, but did not participate

Hula Bowl

Tom Lynch, C	1964
Johnny Sai, B	1964
Pat Donnelly, RB	1965
Chuck Voith, LB	1973
Charlie Miletich, LB	1974
Chet Moeller, DB	1976
Rick Bott, C	1979
Eddie Meyers, RB	1981
Tim Jordan, MG	1981
Paul Soares, DT	* 1982
Andy Ponceigo, LB	1983
Eric Rutherford, DT	1984
Mark Stevens, TE	1984
Gary Tranquill, Asst. Coach	1984
Napoleon McCallum, RB	1985
Todd Solomon, KS	1985
Marc Firlie, DB	1986
Clint Bruce, LB	1996
David Viger, DT	1997
Blaine Kindler, OT	1998
Travis Williams, WR	1999
Terrence Anderson, C	1999
Chris Lepore, FS	2000
Derek Jaskowiak, OT	2002
Kyle Eckel, FB	2004
David Mahoney, OLB	2006
Reggie Campbell, SB	2007
Eric Kettani, FB	# 2008

Did not attend due to Senior Bowl

* Outstanding Defensive Player

Japan Bowl

Chet Moeller, DB	1975
Jeff Sapp, MG	1976
George Welsh, Asst. Coach	1976
Phil McConkey, WR	1978

John Taylor, OT	1979
Eddie Meyers, RB	1981
Andy Ponceigo, LB	1983
Mark Stevens, TE	1984
Chris Castelli, OG	1985
Gary Tranquill, Asst. Coach	1985

Lions All-America Bowl

Kevin Sullivan, TE	1976
--------------------	------

Medal Of Honor All-Star Game

Paul Quessenberry, DE	2014
-----------------------	------

NFL Players Association Game

Jamir Tillman, WR	2016
-------------------	------

North-South Shrine Game (Miami)

Pete Williams, HB	1948
R. Towns (Tex) Lawrence, T	1948
Tom Bakke, E	1950
Robert McDonald, E	1950
Vic Vine, HB	1951
Fritz Davis, T	1951
Dave Fischer, G	1951
Fred Franco, FB	1952
Frank Brady, HB	1952
Joe Pertel, G	1952
Steve Eisenhauer, G	1953
Jack Perkins, T	1953
Richard Olson, C	1953
Ron Beagle, E	1955
George Welsh, QB	* 1955
George Fritzingler, G	* 1958
Joe Tranchini, QB	1959
Roland Brandquist, HB	1959
Richard Pariseau, HB	1959
Roger Staubach, QB	1964
Edward Orr, WR	1964
Bruce Kenton, C	1964
Wayne Hardin, Asst. Coach	1964
Don Downing, LB	1966
Harry (Skip) Dittmann, C	1966
John Cartwright, QB	1967
Bill Dow, E	1967

* Most Valuable Player

Raycom All-Star Classic

Gee Gee Greene, SB	2012
--------------------	------

Senior Bowl

Napoleon McCallum, RB	* 1986
Eric Kettani, FB	2008
Joe Cardona, LS	2014
Chris Swain, FB	2015

* Most Valuable Player

South Carolina College All-Star Game

Gee Gee Greene, SB	2012
Tra'ves Bush	2012

Tropic Bowl

Quincy Adams, CB	2015
------------------	------

U.S. Bowl (Washington, D.C.)

Greg Mather, E	1961
----------------	------

2017 NAVY FOOTBALL

FOOTBALL HONORS / MAJOR AWARDS

First-Team All-Americans

Year	Player
1907	Bill Dague, E
1908	Ed Lange, QB
1908	Percy Northcroft, T
1911	Jack Dalton, FB
1913	John (Babe) Brown, G
1917	Ernest Von Heimberg, E
1918	Lyman (Pop) Perry, G
1918	Wolcott Roberts, HB
1922	Wendell Taylor, E
1926	Tom Hamilton, HB
1926	Frank Wickhorst, T
1928	Eddie Burke, G
1934	Buzz Borries, HB
1934	Slade Cutter, T
1943	George Brown, G
1943	Don Whitmire, T
1944	Ben Chase, G
1944	Bobby Jenkins, HB
1944	Don Whitmire, T
1945	Dick Duden, E
1945	Dick Scott, C
1947	Dick Scott, C
1952	Steve Eisenhauer, G
1953	Steve Eisenhauer, G
1954	Ronnie Beagle, E
1955	Ronnie Beagle, E
1957	Bob Reifsnyder, T
1957	Tom Forrestal, QB
1960	Joe Bellino, HB
1961	Greg Mather, E
1963	Roger Staubach, QB
1975	Chet Moeller, DB
1983	Napoleon McCallum, HB
1985	Napoleon McCallum, HB

First-Team Academic All-Americans

Year	Player
1953	Steve Eisenhauer, G
1957	Tom Forrestal, QB
1958	Joe Tranchini, QB
1969	Daniel Lee Pike, RB
1980	Theodore Dumbauld, LB
2010	John Dowd, OG
2011	John Dowd, OG
2012	Keegan Wetzel, OLB
2015	Thomas Wilson, WR

NCAA Postgraduate Scholarship Winners

Year	Player
1965	William Patrick Donnelly, FB
1969	William Henry Newton, HB
1970	Daniel Lee Pike, RB
1975	Timothy Scott Harden, DE
1976	Chester Charles Moeller II, DB
1981	Theodore E. Dumbauld, LB
1999	Terrence Anderson, C
2011	John Dowd, OG

Maxwell Trophy

Awarded annually to "the outstanding college football player in the nation," is presented by the Maxwell Club of Philadelphia.

Year	Player
1954	Ronald G. Beagle, E
1957	Robert H. Reifsnyder, T
1960	Joseph M. Bellino, HB
1963	Roger T. Staubach, QB

National Football Foundation Scholar-Athletes

Year	Player
1963	Joe Ince, HB
1965	Allen Roodhouse, HB
1969	Daniel Lee Pike, RB
1974	Timothy Scott Harden, DE
1980	Theodore E. Dumbauld, LB
1991	Carl Voss, OG
1999	Terrence Anderson, C
2011	John Dowd, OG
2015	E.K. Binns, OG

Theodore Roosevelt Award

Year	Player
1976	Thomas J. Hamilton, HB
1984	William Porter Lawrence, HB
2000	Roger Staubach, QB

Rhodes Scholars

Year	Player
1929	Francis Rahr Duborg, G
1947	Stansfield Turner, G

Football Hall of Fame

Each year the National Football Foundation honors former college football players and coaches who rank among the greats of the game and inducts them into its Hall of Fame. Since inductions began in 1951, 22 former Naval Academy players and two coaches have been honored in the Hall of Fame.

Year	Player (Years Played)
1951	Gil Dobie, Head Coach (1917-19)
1951	John H. Brown, G (1910-13)
1956	Don Whitmire, T (1943-44)
1960	Fred Borries, HB (1932-34)
1965	Thomas J. Hamilton, HB (1924-26)
1967	Slade D. Cutter, T (1932-34)
1968	Jonas H. Ingram, FB (1906)
1970	Frank H. Wickhorst, T (1924-26)
1970	John Patrick Dalton, FB (1908-11)
1971	Clyde Scott, HB (1944-45)
1973	William Ingram, HB (1916-18)
1977	Joseph M. Bellino, HB (1958-60)
1981	Roger T. Staubach, QB (1962-64)
1985	George Brown, G (1942-43)
1985	Anthony (Skip) Minisi, HB (1945)
1986	Ron Beagle, E (1953-55)
1987	Dick Scott, C (1945-47)
1994	Steve Eisenhauer, G (1952-53)
1997	Bob Reifsnyder, T (1956-57)
2000	Dick Duden, E (1943-45)
2003	Napoleon McCallum, RB (1981-85)
2004	George Welsh, QB and Head Coach (1953-55 and 1973-81)
2010	Chet Moeller, DB (1973-75)
2013	Wayne Hardin, Head Coach (1959-64)

James E. Sullivan Award

Year	Player
2016	Keenan Reynolds, QB

Gold Medal Honors

Year	Player
1970	Thomas J. Hamilton, HB
1979	William Porter Lawrence, B
1990	Thomas Hinman Mooror, T
2007	Roger Staubach, QB

GTE Academic All-America Hall of Fame

Year	Player (Years Played)
1992	Steve Eisenhauer, G (1952-53)

★ TEAM AWARDS ★

The Vice Admiral William P. Mack Award

The Vice Admiral William P. Mack Award is given annually to the Navy football player who has shown the most improvement during spring practice. The award was initiated in 1976 and is named in honor of Vice Admiral Mack, the Naval Academy Superintendent from 1972-75, and a strong supporter of the school's intercollegiate athletic program.

The Winners

1976	Kelvin Graham, DL
1977	Ed Reid, DE
1978	John Taylor, OT
1979	Ted Dumbauld, LB
1980	Curt Gainer, TE
1981	Ken Fancher, LB
1982	Jeff Johnson, OG
1983	Rick Pagel, DE
1984	John Carroll, DB
1985	Chris Castelli, OG
1986	Enoch Blazis, NG
1987	John Nobers, QB
1988	Bert Pangrazio, FB
1989	Steve Tazza, DB
1990	Dave Christel, DT
1991	Robert Goodson, DT
1992	Greg Hubbard, OG
1993	James Spaman, TE
1994	Ross Scott, WR
1995	Shaun Stephenson, WR
1996	Charles Fisher, DB
1997	Gary Lane, DB
1998	Keith Mier, LB
1999	Ron Winchester, OT
2000	Josh Bock, SB
2001	Jeff Gaddy, WR
2002	Lane Jackson, LB
2003	Bobby McClarin, LB
2004	Lord Cole, CB
2005	Tye Adams, DE
2006	Andrew McGinn, OT
2007	Paul Bridgers, OT
2008	Craig Schaefer, OLB
2009	Tyler Simmons, LB
2010	Dylon Porlas, DB
2011	Trey Miller, QB
2012	George Jamison, DB
2013	Bernie Sarra, NG
2014	Jamir Tillman, WR
2015	Will Worth, QB
2016	Anthony Villalobos, DE
2017	Bryan Hammond, FB

The E.E. Rip Miller Award

The E.E. Rip Miller Award is presented to the season's most valuable player as voted on by his teammates.

The Winners

1986	Vince McBeth, LB
1987	Matt Felt, C
1988	Mark Pimpo, LB
1989	David Lowe, OLB
1990	Alton Grizzard, QB
1991	Byron Ogden, LB
1992	Chad Chatlos, DB
1993	Jason Van Matre, QB
1994	Damon Dixon, WR

2017 NAVY FOOTBALL

MAJOR AWARDS

1995	Andy Thompson, DB
1996	Ben Fay, QB
1997	Michael Ogden, DL
1998	Jason Snider, DL
1999	Chris Lepore, DB
2000	Chris Lepore, DB
2001	Ed Malinowski, QB
2002	Bryce McDonald, FB
2003	Craig Candeton, QB
2004	Aaron Polanco, QB
2005	Lamar Owens, QB
2006	David Mahoney, OLB
2007	Reggie Campbell, SB
2008	Shun White, SB
2009	Ross Pospisil, LB
2010	Greg Jones, WR
2011	Jabaree Tuani, DE
2012	Keenan Reynolds, QB
2013	Keenan Reynolds, QB
2014	Keenan Reynolds, QB
2015	Keenan Reynolds, QB
2016	Will Worth, QB

The Roger Staubach Award

The Roger Staubach Award is presented to the varsity football player who demonstrated consistent, outstanding leadership and an "Expect to Win" attitude in contributing to the team's success during the season and embodied honor, courage and commitment on and off the playing field.

The Winners

2003	Eddie Carthan, OLB
2004	Bobby McClarin, LB
2005	Eric Shuey, P
2006	Jeremy McGown, DB
2007	Zerbin Singleton, SB
2008	Tyree Barnes, WR
2009	Ross Pospisil, LB
2010	Wyatt Middleton, DB
2011	Jabaree Tuani, DE
2012	Keegan Wetzel, OLB
2013	Keenan Reynolds, QB
2014	Paul Quessenberry, DE
2015	Keenan Reynolds, QB
2016	Will Worth, QB

Outstanding Lineman Award (Formerly the Fritzinger Award)

The Outstanding Lineman Award is presented annually to a member of the graduating class who, as a football interior lineman, has excelled as a student-athlete and has contributed to the overall team leadership and spirit.

The Winners

1991	Michael Davis, OG
1992	Bob Kuberski, DE
1993	Blair Sokol, OT
1994	Dean Wakeham, OT
1995	Andy Person, DE
1996	Thomas Poulter, DE
1997	Michael Ogden, DE
1998	Blaine Kindler, OG
1999	Kostas Haizidakis, OT
2000	Brad Wimsatt, DT
2001	Brian Schulz, C
2002	Derek Jaskowiak, OT
2003	Josh Goodin, OG
2004	August Roitsch, OG
2005	Jeremy Chase, DE
2006	John Chan, DE
2007	Antron Harper, C
2008	Anthony Gaskins, OG
2009	Michael Walsh, DE
2010	Jeff Battipaglia, OT
2011	John Dowd, OG
2012	Josh Cabral, OG
2013	Travis Bridges, NG

2014	Jake Zuzek, OG
2015	Joey Gaston, OT
2016	Blake Copeland, OT

The Joe Bellino Award

The Joe Bellino Award is presented to the varsity football player varsity football player whose inspiring on-the-field performance made a significant impact on the team and contributed to its overall success during the season.

The Winners

2003	Craig Candeto, QB
2004	Kyle Eckel, FB
2005	Lamar Owens, QB
2006	Brian Hampton, QB
2007	Adam Ballard, FB
2008	Shun White, SB
2009	Bobby Doyle, SB
2010	Ricky Dobbs, QB
2011	Alexander Teich, FB
2012	Gee Gee Greene, SB
2013	DJ Sargenti, LB
2014	Parrish Gaines, S
2015	Bernard Sarra, NG
2016	Toneo Gulley, SB

The Jeffrey Korn Memorial Scholar-Athlete Award

The Jeffrey Korn Memorial Scholar-Athlete Award is presented to the first classman on the team who has demonstrated excellence both in the classroom and on the football field.

The Winners

1984	Chris Weiler, SE
1985	Greg Schildmeyer, TE
1986	Mike Ray, FL
1987	Mike Musser, DT
1988	Kevin Voss, TE
1989	Steve Tazza, DB
1990	Frank Schenk, K
1991	B.J. Mason, WR
1992	Mike Kozub, FB
1993	Steve Lipsey, DB
1994	Chris Hart, DB
1995	Brian Schrum, P
1996	Scott Zimmerman, OT
1997	Jason Covarrubias, P
1998	Tom Vanderhorst, K
1999	Terrence Anderson, C
2000	Brad Wimsatt, DT
2001	Matt Berger, DT
2002	Grant Moody, OG
2003	Eli Sanders, S
2004	Jeff Vanak, DE
2005	Marshall Green, OT
2006	Tyler Tidwell, OLB
2007	Irv Spencer, LB
2008	Rashawn King, CB
2009	Craig Schaefer, OLB
2010	Kyle Delahooke, P
2011	Aaron Santiago, SB
2012	Keegan Wetzel, OLB
2013	Cody Peterson, LB
2014	Shakir Robinson, S
2015	E.K. Binns, OL
2016	Jamir Tillman, WR

The Napoleon McCallum Award

The Napoleon McCallum Award is presented to the Navy varsity football player of the graduating class who has gained the most all-purpose yards in his career.

The Winners

2003	Tony Lane, SB
2004	Kyle Eckel, FB
2005	Marco Nelson, SB
2006	Jason Tomlinson, WR

2007	Reggie Campbell, SB
2008	Shun White, SB
2009	Bobby Doyle, SB
2010	Ricky Dobbs, QB
2011	Alexander Teich, FB
2012	Gee Gee Greene, SB
2013	Marcus Thomas, SB
2014	Noah Copeland, FB
2015	Keenan Reynolds, QB
2016	Dishan Romine, SB

The Ron Winchester Unsung Hero Award

The Ron Winchester Unsung Hero Award is presented to an unheralded senior recognized as an over achiever and role model, as selected by a vote of his teammates.

The Winners

2005	Ed Kotulski, DE
2006	Anthony Piccioni, LB
2007	Jonathan Alvarado, LB
2008	Jared Bryant, QB
2009	Cameron Marshall, DE
2010	Trey Grissom, LB
2011	Brian Bllick, S
2012	John Howell, SB
2013	Cody Peterson, LB
2014	Brendan Dudeck, WR James Britton, S Will Anthony, DE
2015	Will Anthony, DE
2016	Ryan Harris, Special Teams

Tony Rubino Silver Helmet Award

Presented to Navy's Most Valuable Player by the Annapolis Touchdown Club.

The Winners

1957	Ned Oldham
1958	George Fritzinger
1959	Joe Bellino
1960	Joe Bellino
1961	Greg Mather
1962	Roger Staubach
1963	Roger Staubach
1964	Roger Staubach
1965	Fred Mousally
1966	Don Downing
1967	John Cartwright
1968	Michael Letteri
1969	Daniel Pike
1970	Jim McNallen
1971	Glen Nardi
1972	Cleveland Cooper
1973	Bert Calland
1974	Chet Moeller
1975	Chet Moeller
1976	Jeff Sapp
1977	Joe Gattuso
1978	Phil McConkey
1979	Charlie Thornton
1980	Frank McCallister
1981	Eddie Meyers
1982	Andy Ponselgo
1983	Napoleon McCallum
1984	Chris Weller
1985	Napoleon McCallum
1986	Vince McBeth
1987	Matthew Felt
1988	Troy Holland
1989	David Lowe
1990	Alton Grizzard
1991	Jason Van Mare
1992	Bob Kuberski
1993	Javier Zuluaga
1994	Shane Halloran

2017 NAVY FOOTBALL

MAJOR AWARDS

1995	Sean Andrews
1996	Clint Bruce
1997	Chris McCoy
1998	Jason Snider
1999	Terrance Anderson
2000	Chris Lepore
2001	Brian Madden
2002	Craig Candeto
2003	Craig Candeto
2004	Josh Smith
2005	Lamar Owens
2006	David Mahoney
2007	Reggie Campbell
2008	Shun White
2009	Ross Pospisil
2010	Ricky Dobbs
2011	Jabari Tuani
2012	Keegan Wetzel
2013	Keenan Reynolds
2014	Keenan Reynolds
2015	Keenan Reynolds
2016	Will Worth

1938	W.T. Ingram '38	Basketball/Baseball
1939	L.D. Cooke '39	Baseball
1940	E.S. Gillette Jr. '40	Lacrosse
1941	H.A. Harwood '42	Baseball
Dec. '41	W.M. Chewning '42	
1942	R.J. Zoeller '43	Basketball
1943	A.S. Cameron '44	Track
1944	B.S. Martin '46	Track
1945	D.A. Barksdale '46	Boxing/Lacrosse
1946	D.B. Whitmire '47	
1948	R.U. Scott '48	Track
1950	P.J. Ryan '50	Lacrosse
1951	W.C. Earl '51	Lacrosse
1952	R.P. McDonald '52	Lacrosse
1954	F.J. Franco Jr. '54	
1955	J.A. Gattuso '55	Wrestling
1956	G.T. Welsh '56	Baseball
1959	Raymond Wellborn '59	
1961	Joseph Bellino '61	Baseball
1962	John Hewitt '62	Lacrosse
1963	Roger Staubach '65	Basketball/Baseball
1964	Roger Staubach '65	Baseball
1965	Roger Staubach '65	Baseball
1966	Roger Bickel '66	
1968	William Dow '68	Basketball
1970	Daniel Pike '70	Lacrosse
1972	Charles Voith '73	Lacrosse
1974	Cleveland Cooper '75	
1976	Chester Moeller '76	
1977	Jeffrey Sapp '77	
1978	Joseph Guttuso Jr. '78	
1979	Phil McConkey '79	Outdoor Track
1981	Theodore Dumbauld '81	
1984	Andrew Ponseigo '84	Baseball
1997	Benjamin Fay '97	
2000	Terrence Anderson '00	
2003	Craig Candeto '04	Baseball
2005	Aaron Polanco '05	
2008	Zerbin Singleton '08	
2010	Ricky Dobbs '11	
2014	Keenan Reynolds '16	
2016	Keenan Reynolds '16	
2017	Will Worth '17	

1920	H. Clark '21	Lacrosse
1922	C.W. King '22	Crew
1923	I.C. McKee '24	Basketball/Baseball
1924	I.C. McKee '24	Basketball/Baseball
1925	C.F. Chillingworth '25	Crew
1926	R.N. Flippin '26	Basketball/Lacrosse
1927	D.T. Eddy '28	Crew
1928	H.F. Ransford '28	Lacrosse
1929	T.R. Wilson '29	Baseball
1930	B.F. Swan '30	Boxing/Lacrosse
1931	A.D. Gray '31	Crew
1932	G.W. Underwood '32	Track
1933	W.R. Kane '33	Wrestling/Track
1934	H.Q. Murray '34	Lacrosse
1935	F. Borries Jr. '35	Basketball/Baseball
1936	L.B. Robertshaw '36	Basketball
1937	W.T. Ingram '38	Basketball/Baseball
1938	F.C. Lynch '38	Basketball/Track
1939	L.C. Powell '39	Baseball
1940	A.A. Bergner '40	Boxing/Wrestling/Lax
Dec. '41	S.H. Werner '42	Baseball
1942	W.S. Busik '43	Basketball
1944	G.C. Brown Jr. '45	Track
1946	H.R. Duden Jr. '47	Basketball/Baseball
1947	J.H. Carrington '48	Swimming/Lax
1948	E.N. Smith '48	Wrestling/Track
1950	W.F. Hawkins '50	Baseball
1951	J.C. Hunt Jr. '51	Wrestling/Lax
1952	F.C. Davis '52	Basketball/Track
1956	Ronald Beagle '56	Lacrosse
1958	A.A. Stremic '58	Wrestling
1961	Joseph Bellino '61	Baseball
1962	Greg Mather '62	Track
1964	Thomas Lynch '64	Brigade Boxing
1965	Roger Staubach '65	Baseball
1968	Terrence Murray '68	Track/Baseball
1971	John McNallen '71	Lacrosse
1976	Chester Moeller '76	
1982	Edward Meyers '82	
1984	Andrew Ponseigo '84	Baseball
1986	Napoleon McCallum '85	
1991	Alton Grizzard '91	
1998	Christopher McCoy '98	
2004	Craig Candeto '04	Baseball
2007	David Mahoney '07	
2016	Keenan Reynolds '16	

NOTE: "graduating class" requirement added in 1952

Football Players Who Won the Coaches' Calvert Award

Presented by the Naval Academy Athletic Association in honor of Vice Admiral James Calvert, Superintendent of the Naval Academy (1968-72), to the varsity letterman of the graduating class selected by the varsity coaches as having persevered the most in his or her career.

Year	Name-Class
1994	Jason Van Matre '94
1999	Thomas Vanderhorst '99

★ NAAA AWARDS ★

Football Players Who Won the Thompson Trophy

Presented to the midshipman, male or female, declared by the Association's Athletic Committee to have done the most during the year for the promotion of athletics at the Naval Academy.

Year	Name-Class	Other Varsity Sport
1893	C.S. Bookwalter '94	Crew
1894	A.G. Kavanagh '94	
1895	F.D. Karns '95	Crew/Track
1896	L.C. Palmer '96	Crew/Track
1897	J.W. Powell '97	Crew
1898	John Halligan Jr. '98	Crew
1899	J.K. Taussig '99	Track
1900	F.D. Berrien '00	Track/Baseball
1901	R. Williams '01	Crew
1902	N.E. Nichols '02	Crew
1903	F.H. Potett '03	Baseball
1904	W.F. Halsey Jr. '04	
1905	J.C. Farley '05	Crew
1906	D.L. Howard '06	
1907	H.L. Spencer '07	Baseball
1908	A.H. Douglas '08	Baseball
1909	P.W. Northcroft '09	Track
1910	E.D. Wilson '11	
1911	Frank Loftin '11	Wrestling/Crew
1912	D.W. Hamilton '12	Lacrosse
1914	K.P. Gilcrest '14	Lacrosse
1917	E.W. Miles '18	Football
1918	E.W. Miles '18	Football
1919	W.A. Ingram '20	Crew
1920	E.D. Graves Jr. '21	Crew
1921	E.P. Moore '21	Crew
1922	E.E. Larson '22	Lacrosse
1923	H.A. Bolles '23	Crew
1924	S.G. Barchet '24	Baseball
1927	T.J. Hamilton '27	Basketball/Baseball
1928	E.A. Hannigan '28	Baseball
1929	E.W. Parish Jr. '29	Lacrosse
1930	C.W. Hughes '30	Wrestling
1931	R.M. Bowsstrom '31	Basketball
1932	M.H. Tuttle '32	
1934	J.J. Waybright '34	Track
1935	W.C. Clark '35	Lacrosse
1935	R.E. Dornin '35	Basketball/Lacrosse
1936	C.M. Fellows '36	Basketball/Lacrosse
1937	A.H. Soucek '37	Lacrosse

Football Players Who Won the NAAA Sword

Presented to the midshipman of the graduating class declared by the Association's Athletic Committee to have personally excelled in athletics during his years of varsity competition.

Year	Name-Class	Other Varsity Sport
1893	C.S. Bookwalter '94	Crew
1894	A.G. Kavanagh '94	
1895	F.D. Karns '95	Crew/Track
1896	L.C. Palmer '96	Crew/Track
1897	A.H. McCarthy '97	Crew
1898	W.B. Tardy '98	
1899	S. Gannon '00	Crew
1900	C.T. Wade '00	Track
1901	O.W. Fowler '01	
1902	E.S. Land '02	Crew
1903	F.V. McNair '03	Baseball/Track
1904	K. Whiting '05	Track
1907	J.H. Ingram '07	Crew/Track
1908	W.H. Dague Jr. '08	Baseball
1909	R.E. Jones '09	Baseball
1911	P.V. Weems '12	Wrestling/Crew
1912	J.P. Dalton '12	Track
1913	J.L. Hall '13	Basketball/Baseball
1914	J.H. Brown Jr. '14	Crew/Track
1915	H.E. Overesch '15	Basketball/Crew
1916	M.A. Kercher '16	Crew
1917	C.O. Ward '17	Wrestling/Crew
1918	H.M. Martin '19	Basketball/Lacrosse
1919	W.A. Ingram '20	Crew

2017 NAVY FOOTBALL



PROGRAM HISTORY

All-Time Scores	152-160
All-Time Homecoming Results.....	161
Series Records	162
All-Time Letterwinners.....	163-175

2017 NAVY FOOTBALL

ALL-TIME SCORES

1879 (0-0-1)

Captain: Bill Maxwell

D11 Baltimore Athletic Club T 0-0

1882 (1-0-0)

Coach: Vaux Carter
Captain: Alex Jackson

N30 Johns Hopkins W 8-0

1883 (0-1-0)

Captain: Frank Hill

N29 Johns Hopkins L 0-2

1884 (1-0-0)

Captain: Jim Kittrel

N27 Johns Hopkins W 9-6

1885 (1-2-0)

Captain: Cornelius Billings

St. John's College (Md.) W 46-10
N26 Johns Hopkins L 8-12
Princeton Frosh L 0-10

1886 (3-3-0)

Captain: Clarence Stone

St. John's College (Md.) W 12-0
Johns Hopkins W 6-0
St. John's College (Md.) L 0-4
N25 Johns Hopkins W 15-14
Princeton (2nd Team) L 0-30
Gallaudet (Kendall) L 0-16

1887 (3-1-0)

Captain: George Hayward

St. John's College (Md.) W 4-0
St. John's College (Md.) W 24-0
Johns Hopkins W 8-0
Princeton (2nd Team) L 5-22

1888 (1-4-0)

Captain: George Fermier

St. John's College (Md.) L 4-6
Gallaudet (Kendall) W 4-0
Johns Hopkins L 12-25
Pennsylvania L 9-20
D9 St. John's College (Md.) L 6-22

1889 (4-1-1)

Captain: Albertus Catlin

St. John's College (Md.) W 20-10
Johns Hopkins W 36-0
N9 Dickinson T 0-0
Lehigh L 6-26
D7 Virginia W 26-6
Washington All-Stars W 24-0

1890 (5-1-1)

Captain: Charles Emrich

St. John's College (Md.) W 45-0
Georgetown W 70-4
N8 Dickinson W 32-6
Columbia Athletic Club T 6-6
Kendall W 24-0
Lehigh L 4-24
N29 at Army *## W 24-0

* First Army-Navy Game
The Plain - West Point, N.Y.

1891 (5-2-0)

Captain: Charles Macklin

St. John's College (Md.) W 28-6
Rutgers W 21-12
Gallaudet (Kendall) W 6-0
N11 Georgetown W 16-4
N14 Dickinson W 34-4
Lafayette L 0-4
N28 Army ## L 16-32

Thompson Stadium - Annapolis, Md.

1892 (5-2-0)

Coach: Ben Crosby
Captain: Martin Trench

Pennsylvania L 0-16
Princeton L 0-28
Lafayette W 22-4
Franklin & Marshall W 24-0
Rutgers W 48-12
Georgetown W 40-0
N26 Army ## W 12-4

The Plain - West Point, N.Y.

1893 (5-3-0)

Coach: Josh Hartwell
Captain: Art Kavanagh

Pennsylvania L 0-34
O14 Dickinson W 26-0
Virginia W 28-0
Lehigh L 6-12
Georgetown W 22-10
Franklin & Marshall W 34-6
Virginia L 0-12
D2 Army ## W 6-4

Thompson Stadium - Annapolis, Md.

1894 (4-1-2)

Coach: Bill Wurtenburg
Captain: Mike McCormick

Elizabeth Athletic Club T 6-6
Georgetown W 12-0
Pennsylvania L 0-12
Carlisle Indians W 8-0
N11 Lehigh W 10-0
Penn State T 6-6
Baltimore City College W 30-6

1895 (5-2-0)

Coach: Matt McClung
Captain: Ed Macauley

Elizabeth Athletic Club W 6-0
N.J. Athletic Club W 34-0
Franklin & Marshall W 68-0
Carlisle Indians W 34-0
Virginia (Forfeit) W 1-0
Orange Athletic Club L 6-10
Lehigh L 4-6

1896 (5-3-0)

Coach: Johnny Poe
Captain: Joe Powell

Pennsylvania L 0-8
Franklin & Marshall W 49-0
St. John's College (Md.) W 50-0
Penn Reserves L 0-6
Rutgers W 40-6
Lehigh W 24-10
N23 White Squadron W 11-5
Lafayette L 6-18

1897 (8-1-0)

Coach: Bill Armstrong
Captain: Johnny Halligan

Princeton L 0-28
Penn Reserves W 22-0
Princeton Reserves W 6-0
O20 Penn State W 40-0
Rutgers (Forfeit) W 1-0
Virginia W 4-0
Maryland State W 38-0
Lehigh W 28-6
White Squadron W 8-0

1898 (7-1-0)

Coach: Bill Armstrong
Captain: Charles Fischer

O8 Bucknell W 11-0
O15 Princeton L 0-30
O22 Penn State W 16-11
O29 Lafayette W 18-0
N5 Columbian Col. (G.W.) W 52-5
N12 Lehigh W 6-5
N19 at Virginia W 6-0
N24 VMI W 21-5

1899 (5-3-0)

Head Coach: Bill Armstrong
Captain: Ward Wortman

O7 Princeton L 0-5
O14 Georgetown W 12-0
O21 Penn State W 6-0
O28 Lafayette L 0-5
N4 North Carolina W 12-0
N11 Trinity (Conn.) W 35-0
N18 Lehigh W 24-0
D2 Army ## L 5-17

Franklin Field - Philadelphia, Pa.

1900 (6-3-0)

Coach: Garrett Cochran
Captain: Orié Fowler

O6 Baltimore Med. College W 6-0
O13 Princeton L 0-5
O20 Georgetown W 6-0
O24 Lehigh W 15-0
N3 Washington & Jefferson W 18-0
N10 Penn State W 44-0
N17 Columbia L 0-11
N21 Pennsylvania L 6-28
D1 Army ## W 11-7

Franklin Field - Philadelphia, Pa.

1901 (6-4-1)

Coach: Doc Hillebrand
Captain: Neil Nichols

O5 Georgetown T 0-0
O9 St. John's College (Md.) W 28-2
O12 Yale L 0-24
O19 Lehigh W 18-0
O21 Pennsylvania W 6-5
O26 Penn State L 6-11
N2 Dickinson W 12-6
N9 Carlisle Indians W 16-5
N16 Washington & Jefferson W 17-11
N20 Columbia L 5-6
N30 Army ## L 5-11

Franklin Field - Philadelphia, Pa.

1902 (2-7-1)

Coach: Doc Hillebrand
Captain: Charles Belknap

S27 Georgetown L 0-4
O4 Princeton L 0-11
O15 Lehigh T 5-5
O22 Pennsylvania W 10-6
O25 Dickinson L 0-6
N1 Penn State L 0-6
N8 Lafayette W 12-11
N15 Bucknell L 0-23
N22 Columbia L 0-5
N29 Army ## L 8-22

Franklin Field - Philadelphia, Pa.

1903 (4-7-1)

Coach: Burr Chamberlain
Captain: Charles Soule

O10 Gallaudet W 18-0
O14 Virginia W 6-5
O17 Dickinson W 5-0
O21 Baltimore Med. College T 0-0
O24 Lafayette L 5-6
O28 Georgetown L 5-12
O31 Penn State L 0-17
N4 N.Y. Naval Militia W 28-0
N7 Washington & Jefferson L 0-16
N14 Bucknell L 5-23
N21 Virginia Tech L 0-11
N28 Army ## L 5-40

Franklin Field - Philadelphia, Pa.

2017 NAVY FOOTBALL

ALL-TIME SCORES

1922 (5-2)
Coach: Bob Folwell
Captain: Vincent Conroy

O7	Western Reserve	W	71-0
O14	Bucknell	W	14-7
O21	Georgia Tech	W	13-0
O28	at Pennsylvania	L	7-13
N3	Penn State ++	W	14-0
N11	St. Xavier (Ohio)	W	52-0
N25	Army ##	L	14-17

++ American League Park - Washington, D.C.
 ## Franklin Field - Philadelphia, Pa.

1923 (5-1-3)
Coach: Bob Folwell
Captain: Arthur Carney

S29	William & Mary	W	39-10
O6	Dickinson	W	13-7
O13	West Virginia Wesleyan	W	26-7
O20	at Penn State	L	3-21
O27	Princeton **	T	3-3
N3	Colgate	W	9-0
N10	St. Xavier (Ohio)	W	61-0
N24	Army ##	T	0-0
J1	Washington <>	T	14-14

** Municipal Stadium - Baltimore, Md.
 ## Polo Grounds - New York, N.Y.
 <> Rose Bowl - Pasadena Calif. (The Rose Bowl)

1924 (2-6)
Coach: Bob Folwell
Captain: Edmund Taylor

O4	William & Mary	W	14-7
O11	Marquette	L	3-21
O18	at Princeton	L	14-17
O25	West Virginia Wesleyan	L	7-10
N1	Penn State	L	0-6
N8	Vermont	W	53-0
N15	Bucknell	L	0-6
N29	Army **	L	0-12

** Municipal Stadium - Baltimore, Md.

1925 (5-2-1)
Coach: Jack Owsley
Captain: August Lentz

O3	William & Mary	W	25-0
O10	Marquette	W	19-0
O17	Princeton **	T	10-10
O24	Washington College	W	37-0
O31	at Michigan	L	0-54
N7	Western Maryland	W	27-0
N14	Bucknell	W	13-7
N28	Army ##	L	3-10

** Municipal Stadium - Baltimore, Md.
 ## Polo Grounds - New York, N.Y.

1926 (9-0-1)
Coach: Bill Ingram
Captain: Frank Wickhorst

O2	Purdue	W	17-13
O9	Drake	W	24-7
O9	Richmond	W	26-0
O16	at Princeton	W	27-13
O23	Colgate	W	13-7
O30	Michigan **	W	10-0
N6	West Virginia Wesleyan	W	53-7
N13	Georgetown	W	10-7
N20	Loyola	W	35-13
N27	Army +	T	21-21

** Municipal Stadium - Baltimore, Md.
 + Soldier Field - Chicago, Ill.

1927 (6-3)
Coach: Bill Ingram
Captain: Ned Hannegan

O1	Davis & Elkins	W	27-0
O8	Drake	W	35-6
O15	Notre Dame **	L	6-19
O22	Duke	W	32-6
O29	at Pennsylvania	W	12-6
N5	West Virginia Wesleyan	W	26-0
N12	at Michigan	L	12-27
N19	Loyola	W	33-6
N26	Army ##	L	9-14

** Municipal Stadium - Baltimore, Md.
 ## Polo Grounds - New York, N.Y.

1928 (5-3-1)
Coach: Bill Ingram
Captain: Ed Burke

S29	Davis & Elkins	L	0-2
O6	Boston College	L	0-6
O13	Notre Dame +	L	0-7
O20	Duke	W	6-0
O27	at Pennsylvania	W	6-0
N3	West Virginia Wesleyan	W	37-0
N10	Michigan **	T	6-6
N17	Loyola College	W	57-0
N24	Princeton •	W	9-0

+ Soldier Field - Chicago, Ill.
 ** Municipal Stadium - Baltimore, Md.
 • Franklin Field - Philadelphia, Pa.

1929 (6-2-2)
Coach: Bill Ingram
Captain: Lyle Koepke

S28	Denison	W	47-0
O5	William & Mary	W	15-0
O12	Notre Dame **	L	7-14
O19	Duke	W	45-13
O26	at Princeton	T	13-13
N2	at Pennsylvania	L	2-7
N9	Georgetown	T	0-0
N16	Wake Forest	W	61-0
N23	West Virginia Wesleyan	W	30-6
N30	Dartmouth •	W	13-6

** Municipal Stadium - Baltimore, Md.
 • Franklin Field - Philadelphia, Pa.

1930 (6-5)
Coach: Bill Ingram
Captain: Bob Bowstrom

O4	William & Mary	W	19-6
O11	at Notre Dame	L	2-26
O18	Duke	L	0-18
O25	at Princeton	W	31-0
N1	West Virginia Wesleyan	W	37-14
N8	Ohio State **	L	0-27
N15	Southern Methodist **	L	7-20
N22	Maryland	W	6-0
N29	George Washington	W	20-0
D6	at Pennsylvania	W	26-0
D13	Army ##	L	0-6

** Municipal Stadium - Baltimore, Md.
 ## Yankee Stadium - New York, N.Y.

1931 (5-5-1)
Coach: Rip Miller
Captain: Magruder Tuttle

O3	William & Mary	W	13-6
O10	Maryland •	L	0-6
O17	Delaware	W	12-7
O24	at Princeton	W	15-0
O31	West Virginia Wesleyan	T	0-0
N7	at Ohio State	L	0-20
N14	Notre Dame **	L	0-20
N21	Southern Methodist	L	6-13
N28	Wooster College	W	19-6
D5	at Pennsylvania	W	6-0
D12	Army ##	L	7-17

• Griffith Stadium - Washington, D.C.
 ** Municipal Stadium - Baltimore, Md.
 ## Yankee Stadium - New York, N.Y.

1932 (2-6-1)
Coach: Rip Miller
Captain: Jim Reedy

O1	William & Mary	L	0-6
O8	Washington & Lee	W	33-0
O15	Ohio University	L	0-14
O22	at Princeton	T	0-0
O29	at Pennsylvania	L	0-14
N5	Columbia	L	6-7
N12	Maryland **	W	28-7
N19	Notre Dame #	L	0-12
D3	Army ##	L	0-20

** Municipal Stadium - Baltimore, Md.
 # Municipal Stadium - Cleveland, Ohio
 ## Franklin Field - Philadelphia, Pa.

1933 (5-4)
Coach: Rip Miller
Captain: Hugh Murray

S30	William & Mary	W	12-0
O7	Mercer	W	25-6
O14	at Pittsburgh	L	6-34
O21	Virginia	W	13-7
O28	at Pennsylvania	W	13-0
N4	Notre Dame **	W	7-0
N11	at Columbia	L	7-14
N18	at Princeton	L	0-13
N25	Army ##	L	7-12

** Municipal Stadium - Baltimore, Md.
 ## Franklin Field - Philadelphia, Pa.

1934 (8-1)
Coach: Tom Hamilton
Captain: Dick Burns

S29	William & Mary	W	20-7
O6	Virginia •	W	21-6
O13	Maryland	W	16-13
O20	at Columbia	W	18-7
O27	at Pennsylvania	W	17-0
N3	Washington & Lee	W	26-0
N10	Notre Dame #	W	10-6
N17	Pittsburgh	L	7-31
D1	Army ##	W	3-0

• Griffith Stadium - Washington, D.C.
 # Municipal Stadium - Cleveland, Ohio
 ## Franklin Field - Philadelphia, Pa.

1935 (5-4)
Coach: Tom Hamilton
Captain: Lou Robertshaw

S28	William & Mary	W	30-0
O5	Mercer	W	27-0
O10	Virginia	W	26-7
O19	at Yale	L	6-7
O26	Notre Dame **	L	0-14
N2	at Princeton	L	0-26
N9	at Pennsylvania	W	13-0
N16	Columbia	W	28-7
N30	Army ##	L	6-28

** Municipal Stadium - Baltimore, Md.
 ## Franklin Field - Philadelphia, Pa.

1936 (6-3)
Coach: Tom Hamilton
Captain: Rivers Morrell

S26	William & Mary	W	18-6
O3	Davidson	W	19-6
O10	Virginia	W	35-14
O17	Yale**	L	7-12
O24	at Princeton	L	0-7
O31	at Pennsylvania	L	6-16
N7	Notre Dame **	W	3-0
N14	at Harvard	W	20-13
N28	Army ##	W	7-0

** Municipal Stadium - Baltimore, Md.
 ## Municipal Stadium - Philadelphia, Pa.

1937 (4-4-1)
Coach: Hank Hardwick
Captain: Ray Dubois

S25	William & Mary	W	45-0
O2	The Citadel	W	32-0
O9	Virginia	W	40-13
O16	Harvard **	T	0-0
O23	at Notre Dame	L	7-9
O30	at Pennsylvania	L	7-14
N6	Columbia	W	13-6
N20	at Princeton	L	6-26
N27	Army ##	L	0-6

** Municipal Stadium - Baltimore, Md.
 ## Municipal Stadium - Philadelphia, Pa.

2017 NAVY FOOTBALL

ALL-TIME SCORES

1954	(8-2)
Coach: Eddie Erdelatz Captain: Phil Monahan	
S25 William & Mary	W 27-0
O2 at Dartmouth	W 42-7
O9 at Stanford	W 25-0
O16 at Pittsburgh	L 19-21
O23 at Pennsylvania	W 52-6
O30 Notre Dame **	L 0-6
N6 Duke •	W 40-7
N13 Columbia	W 51-6
N27 Army ##	W 27-20
J1 Mississippi +	W 21-0
• Memorial Stadium - Baltimore, Md. • Oyster Bowl - Norfolk, Va. ## Municipal Stadium - Philadelphia, Pa. + Tulane Stadium - New Orleans, La. (Sugar Bowl)	

1955	(6-2-1)
Coach: Eddie Erdelatz Captain: John Hopkins	
S24 William & Mary	W 7-0
O1 at South Carolina	W 26-0
O8 Pittsburgh**	W 21-0
O15 at Penn State	W 34-14
O22 at Pennsylvania	W 33-0
O29 at Notre Dame	L 7-21
N5 Duke ••	T 7-7
N12 at Columbia	W 47-0
N26 Army ##	L 6-14
• Memorial Stadium - Baltimore, Md. ## Municipal Stadium - Philadelphia, Pa.	

1956	(6-1-2)
Coach: Eddie Erdelatz Captain: Earle Smith	
S29 William & Mary	W 39-14
O6 at Cornell	W 14-0
O13 at Tulane	L 6-21
O20 Cincinnati	W 13-7
O27 at Pennsylvania	W 54-6
N3 Notre Dame ••	W 33-7
N10 at Duke	T 7-7
N17 Virginia ••	W 34-7
D1 Army ##	T 7-7
• Memorial Stadium - Baltimore, Md. ## Municipal Stadium - Philadelphia, Pa.	

1957	(9-1-1)
Coach: Eddie Erdelatz Captain: Ned Oldham	
S21 at Boston College	W 46-6
S28 William & Mary	W 33-6
O5 at North Carolina	L 7-13
O12 at California	W 21-6
O19 Georgia •	W 27-14
O26 at Pennsylvania	W 35-7
N2 at Notre Dame	W 20-6
N9 Duke••	T 6-6
N16 George Washington ••	W 52-0
N30 Army ##	W 14-0
J1 Rice +	W 20-7
• Oyster Bowl - Norfolk, Va. • Memorial Stadium - Baltimore, Md. ## Municipal Stadium - Philadelphia, Pa. + Cotton Bowl - Dallas, Texas (Cotton Bowl)	

1958	(6-3)
Coach: Eddie Erdelatz Captain: Dick Dagampat	
S27 William & Mary	W 14-0
O4 at Boston University	W 28-14
O11 at Michigan	W 20-14
O18 Tulane •	L 6-14
O25 at Pennsylvania	W 50-8
N1 Notre Dame ••	L 20-40
N8 Maryland ••	W 40-14
N15 at George Washington	W 28-8
N29 Army ##	L 6-22
• Oyster Bowl - Norfolk, Va. • Memorial Stadium - Baltimore, Md. ## Municipal Stadium - Philadelphia, Pa.	

1959	(5-4-1)
Coach: Wayne Hardin Captain: Jim Dunn	
S19 at Boston College	W 24-8
S26 William & Mary %	W 29-2
O3 at Southern Methodist	L 7-20
O10 Syracuse •	L 6-32
O17 at Miami (Fla.)	L 8-23
O24 at Pennsylvania	T 22-22
O31 at Notre Dame	L 22-25
N7 Maryland ••	W 22-14
N14 George Washington	W 16-8
N28 Army ##	W 43-12
% First game at Navy-Marine Corps Memorial Stadium • Oyster Bowl - Norfolk, Va. • Memorial Stadium - Baltimore, Md. ## Municipal Stadium - Philadelphia, Pa.	

1960	(9-2)
Coach: Wayne Hardin Captain: Joe Matalavage	
S17 at Boston College	W 22-7
S24 Villanova	W 41-7
O1 at Washington	W 15-14
O8 Southern Methodist•	W 26-7
O15 Air Force••	W 35-3
O22 at Pennsylvania	W 27-0
O29 Notre Dame##	W 14-7
N5 at Duke	L 10-19
N12 Virginia	W 41-6
N26 Army ##	W 17-12
J2 Missouri +	L 14-21
• Oyster Bowl - Norfolk, Va. • Memorial Stadium - Baltimore, Md. ## Municipal Stadium - Philadelphia, Pa. + Orange Bowl - Miami, Fla. (Orange Bowl)	

1961	(7-3)
Coach: Wayne Hardin Captain: John Hewitt	
S23 at Penn State	L 10-20
S30 William & Mary	W 44-6
O6 at Miami (Fla.)	W 17-6
O14 at Cornell	W 31-7
O20 at Detroit	W 37-19
O28 at Pittsburgh	L 14-28
N4 at Notre Dame	W 13-10
N11 Duke •	L 9-30
N18 Virginia	W 13-3
D2 Army ##	W 13-7
• Oyster Bowl - Norfolk, Va. ## Municipal Stadium - Philadelphia, Pa.	

1962	(5-5)
Coach: Wayne Hardin Captain: Steve Hoy	
S22 at Penn State	L 7-41
S29 William & Mary	W 20-16
O6 at Minnesota	L 0-21
O13 Cornell	W 41-0
O20 at Boston College	W 26-6
O27 Pittsburgh •	W 32-9
N3 Notre Dame ##	L 12-20
N10 at Syracuse	L 6-34
N17 at Southern California	L 6-13
D1 Army ##	W 34-14
• Oyster Bowl - Norfolk, Va. ## Municipal Stadium - Philadelphia, Pa.	

1963	(9-2)
Coach: Wayne Hardin Captain: Tom Lynch	
S21 at West Virginia	W 51-7
S28 William & Mary	W 28-0
O5 at Michigan	W 26-13
O11 at Southern Methodist	L 28-32
O19 VMI •	W 21-12
O26 Pittsburgh	W 24-12
N2 at Notre Dame	W 35-14
N9 Maryland	W 42-7
N16 at Duke	W 38-25
D7 Army ##	W 21-15
J1 Texas +	L 6-28
• Oyster Bowl - Norfolk, Va. ## Municipal Stadium - Philadelphia, Pa. + Cotton Bowl - Dallas, Texas (Cotton Bowl)	

1964	(3-6-1)
Coach: Wayne Hardin Captain: Fred Marlin	
S19 at Penn State	W 21-8
S26 William & Mary	W 35-6
O3 at Michigan	L 0-21
O9 Georgia Tech +	L 0-17
O17 at California	L 13-27
O24 at Pittsburgh	T 14-14
O31 Notre Dame ##	L 0-40
N7 at Maryland	L 22-27
N14 Duke	W 27-14
N28 Army ##	L 8-11
+ Gator Bowl - Jacksonville, Fla. ## JFK Stadium - Philadelphia, Pa.	

1965	(4-4-2)
Coach: Bill Elias Captain: Bob Wittenberg	
S18 Syracuse	L 6-14
S25 at Stanford	T 7-7
O2 at Oklahoma	W 10-0
O9 William & Mary	W 42-14
O16 Pittsburgh•	W 12-0
O23 at Georgia Tech	L 16-37
O30 at Notre Dame	L 3-29
N6 Maryland	W 19-7
N13 at Penn State	L 6-14
N27 Army ##	T 7-7
• DC Stadium - Washington, D.C. ## JFK Stadium - Philadelphia, Pa.	

1966	(4-6)
Coach: Bill Elias Captain: Don Downing	
S17 Boston College	W 27-7
S24 at Southern Methodist	L 3-21
O1 at Air Force	L 7-15
O8 at Syracuse	L 14-28
O15 at Pittsburgh	W 24-7
O22 William & Mary	W 21-0
O29 Notre Dame ##	L 7-31
N5 Duke	L 7-9
N12 at Vanderbilt	W 30-14
N26 Army ##	L 7-20
## JFK Stadium - Philadelphia, Pa.	

1967	(5-4-1)
Coach: Bill Elias Captain: Bill Dow	
S23 Penn State	W 23-22
S30 at Rice	L 7-21
O7 at Michigan	W 26-21
O14 Syracuse	W 27-14
O21 William & Mary	L 16-27
O28 at Pittsburgh	W 22-21
N4 at Notre Dame	L 14-43
N11 Duke •	L 16-35
N18 Vanderbilt	T 35-35
D2 Army ##	W 19-14
• Oyster Bowl - Norfolk, Va. ## JFK Stadium - Philadelphia, Pa.	

1968	(2-8)
Coach: Bill Elias Captain: Mike Clark	
S21 at Penn State	L 6-31
S28 Boston College	L 15-49
O5 at Michigan	L 9-32
O12 Air Force •	L 20-26
O19 Pittsburgh	W 17-16
O26 Virginia	L 0-24
N2 Notre Dame ##	L 14-45
N9 at Georgia Tech	W 35-15
N16 at Syracuse	L 6-44
N30 Army ##	L 14-21
• Soldier Field - Chicago, Ill. ## JFK Stadium - Philadelphia, Pa.	

1969	(1-9)
Coach: Rick Forzano Co-Captains: Dan Pike & Jeff Krstich	
S20 Penn State	L 22-45
S27 at Boston College	L 14-21
O4 at Texas	L 17-56
O11 at Pittsburgh	L 19-46
O18 at Rutgers	L 6-20
O25 Virginia	W 10-0
N1 at Notre Dame	L 0-47
N7 at Miami (Fla.)	L 10-30
N15 Syracuse	L 0-15
N29 Army ##	L 0-27
## JFK Stadium - Philadelphia, Pa.	

ALL-TIME SCORES

2001 (0-10)

Coach: Charlie Weatherbie (first 7 games)

Rick Lantz (last 3 games)

Co-Captains: Ed Malinowski & Jake Bowen

A30	at Temple	L	26-45
S8	Georgia Tech	L	7-70
S22	Boston College	L	21-38
O6	Air Force #	L	18-24
O13	Rice	L	13-21
O20	at Rutgers	L	17-23
O27	at Toledo	L	20-21
N10	Tulane	L	28-42
N17	at Notre Dame	L	16-34
D1	Army •	L	17-26

FedExField - Landover, Md.

• Veterans Stadium - Philadelphia, Pa.

Note: Navy played just 10 games due to the Sept. 15 game at Northwestern being cancelled after the Sept. 11 terrorist attacks on America.

2002 (2-10)

Coach: Paul Johnson

Co-Captains: Donnie Fricks & Josh Brindell

A31	at Southern Methodist	W	38-7
S7	N.C. State	L	19-65
S21	Northwestern	L	40-49
S28	Duke	L	17-43
O5	at Air Force	L	7-48
O12	Rice	L	10-17
O19	at Boston College	L	21-46
O26	at Tulane	L	30-51
N9	Notre Dame #	L	23-30
N16	Connecticut	L	0-38
N23	at Wake Forest	L	27-30
D7	Army •	W	58-12

Ravens Stadium - Baltimore, Md.

• Giants Stadium - East Rutherford, N.J.

2003 (8-5)

Coach: Paul Johnson

Co-Captains: Craig Candeto & Eddie Carthan

A30	VMI	W	37-10
S6	at TCU	L	3-17
S20	Eastern Michigan	W	39-7
S27	at Rutgers	L	27-48
O4	Air Force #	W	28-25
O11	at Vanderbilt	W	37-27
O18	at Rice	W	38-6
O25	Delaware	L	17-21
N1	Tulane	W	35-17
N8	at Notre Dame	L	24-27
N22	Central Michigan	W	63-34
D6	Army •	W	34-6
D30	Texas Tech !	L	14-38

FedExField - Landover, Md.

• Lincoln Financial Field - Philadelphia, Pa.

! Reliant Stadium - Houston, Texas

(EV1.net Houston Bowl)

2004 (10-2)

Coach: Paul Johnson

Co-Captains: Aaron Polanco & Josh Smith

S4	Duke	W	27-12
S11	Northeastern	W	28-24
S18	at Tulsa	W	29-0
S25	Vanderbilt	W	29-26
S30	at Air Force	W	24-21
O16	Notre Dame #	L	9-27
O23	Rice	W	14-13
O30	Delaware	W	34-20
N6	at Tulane	L	10-42
N20	Rutgers	W	54-21
D4	Army •	W	42-13
D30	New Mexico !	W	34-19

Giants Stadium - East Rutherford, N.J.

• Lincoln Financial Field - Philadelphia, Pa.

! SBC Park - San Francisco, Calif. (Emerald Bowl)

2005 (8-4)

Coach: Paul Johnson

Co-Captains: Lamar Owens & Jeremy Chase

S3	vs. Maryland #	L	20-23
S10	Stanford	L	38-40
O1	at Duke	W	28-21
O8	Air Force	W	27-24
O15	Kent State	W	34-31
O22	at Rice	W	41-9
O29	at Rutgers	L	21-31
N5	Tulane	W	49-21
N12	at Notre Dame	L	21-42
N19	Temple	W	38-17
D3	vs. Army •	W	42-23
D22	vs. Colorado State \$	W	51-30

M&T Bank Stadium - Baltimore, Md.

• Lincoln Financial Field - Philadelphia, Pa.

\$ Qualcomm Stadium - San Diego, Calif.

(Pointsettia Bowl)

2006 (9-4)

Coach: Paul Johnson

Co-Captains: James Rossi & Rob Caldwell

S2	East Carolina	W	28-23
S9	Massachusetts	W	21-20
S16	at Stanford	W	37-9
S23	Tulsa (OT) !	L	23-24
S30	at Connecticut	W	41-17
O7	at Air Force	W	24-17
O14	Rutgers	L	0-34
O28	Notre Dame @	L	14-38
N4	at Duke	W	38-13
N11	Eastern Michigan #	W	49-21
N18	Temple	W	42-6
D2	Army \$	W	26-14
D30	Boston College %	L	24-25

! First overtime game in school history

@ M&T Bank Stadium - Baltimore, Md.

Ford Field - Detroit, Mich.

\$ Lincoln Financial Field - Philadelphia, Pa.

% Bank of America Stadium - Charlotte, N.C.

(Meineke Car Care Bowl)

2007 (8-5)

Coach: Paul Johnson (first 12 games)

Ken Niumatalolo (bowl game)

Tri-Captains: Reggie Campbell, Jeff Deliz & Irv Spencer

A31	at Temple	W	30-19
S7	at Rutgers	L	24-41
S15	Ball State (OT)	L	31-34
S22	Duke	W	46-43
S29	Air Force	W	31-20
O10	at Pitt (2OT) !	W	48-45
O20	Wake Forest	L	24-44
O27	Delaware	L	52-59
N3	at Notre Dame (3OT) @	W	46-44
N10	at North Texas #	W	74-62
N17	Northern Illinois	W	35-24
D1	Army \$	W	38-3
D20	vs. Utah %	L	32-35

! First overtime win in school history

@ First win over Notre Dame since 1963

Highest scoring regulation game in NCAA history

\$ M&T Bank Stadium - Baltimore, Md.

% Qualcomm Stadium - San Diego, Calif.

(Pointsettia Bowl)

2008 (8-5)

Coach: Ken Niumatalolo

Co-Captains: Clint Sovie & Jared Bryant

A30	Towson	W	41-13
S5	at Ball State	L	23-35
S13	at Duke	L	31-41
S20	Rutgers	W	23-21
S27	at Wake Forest	W	24-17
O4	at Air Force	W	33-27
O18	Pitt	L	21-42
O25	SMU	W	34-7
N1	Temple (OT)	W	33-27
N15	vs. Notre Dame \$	L	21-27
N25	at Northern Illinois	W	16-0
D6	vs. Army #	W	34-0
D20	vs. Wake Forest %	L	19-29

\$ M&T Bank Stadium - Baltimore, Md.

Lincoln Financial Field - Philadelphia, Pa.

% RFK Stadium - Washington, D.C. (EagleBank Bowl)

2009 (10-4)

Coach: Ken Niumatalolo

Co-Captains: Osei Asante & Ross Pospisil

S5	at Ohio State	L	27-31
S12	Louisiana Tech	W	32-14
S19	at Pitt	L	14-27
S26	Western Kentucky	W	38-22
O3	Air Force (OT)	W	16-13
O10	at Rice	W	63-14
O17	at SMU (OT)	W	38-35
O24	Wake Forest	W	13-10
O31	Temple	L	24-27
N7	at Notre Dame	W	23-21
N14	Delaware	W	35-18
N28	at Hawai'i	L	17-24
D12	vs. Army#	W	17-3
D31	vs. Missouri%	W	35-13

Lincoln Financial Field - Philadelphia, Pa.

% Reliant Stadium - Houston, Texas (Texas Bowl)

2010 (9-4)

Coach: Ken Niumatalolo

Co-Captains: Ricky Dobbs & Wyatt Middleton

S6	vs. Maryland#	L	14-17
S11	Georgia Southern	W	13-7
S18	at Louisiana Tech	W	37-23
O2	at Air Force	L	6-14
O9	at Wake Forest	W	28-27
O16	SMU	W	28-21
O23	vs. Notre Dame%	W	35-17
O30	Duke	L	31-34
N6	at East Carolina	W	76-35
N13	Central Michigan	W	38-37
N20	Arkansas State	W	35-19
D11	vs. Army@	W	31-17
D23	vs. San Diego State!	L	14-35

M&T Bank Stadium - Baltimore, Md.

% New Meadowlands Stadium - E. Rutherford, NJ

@ Lincoln Financial Field - Philadelphia, Pa.

! Qualcomm Stadium - San Diego, Calif.

(Pointsettia Bowl)

2011 (5-7)

Coach: Ken Niumatalolo

Co-Captains: Alexander Teich & Jabaree Tuani

S3	Delaware	W	40-7
S10	at Western Kentucky	W	40-14
S17	at South Carolina	L	21-24
O1	Air Force (OT)	L	34-35
O8	Southern Miss	L	35-63
O15	at Rutgers	L	20-21
O22	East Carolina	L	35-38
O29	at Notre Dame	L	14-56
N5	Troy	W	42-14
N12	at SMU	W	24-17
N19	at San Jose State	L	24-27
D10	vs. Army#	W	27-21

FedExField - Landover, Md.

2012 (8-5)

Coach: Ken Niumatalolo

Co-Captains: Bo Snelson & Brye French

S1	vs. Notre Dame#	L	10-50
S15	at Penn State	L	7-34
S22	VMI	W	41-3
S29	San Jose State	L	0-12
O6	at Air Force (OT)	W	28-21
O12	at Central Michigan	W	31-30
O20	Indiana	W	31-33
O27	at East Carolina	W	56-28
N3	Florida Atlantic	W	24-17
N10	at Troy	L	31-41
N17	Texas State	W	21-10
D8	vs. Army!	W	17-13
D29	vs. Arizona State@	L	28-62

Aviva Stadium - Dublin, Ireland

! Lincoln Financial Field - Philadelphia, Pa.

@ AT&T Park - San Francisco, Calif.

(Kraft Fight Hunger Bowl)

2017 NAVY FOOTBALL

ALL-TIME SCORES

2013 (9-4)

Coach: Ken Niumatalolo

Co-Captains: Matt Aiken & Cody Peterson

S7	at Indiana	W	41-35
S14	Delaware	W	51-7
S28	at Western Kentucky	L	7-19
O5	Air Force	W	28-10
O12	at Duke	L	7-35
O19	at Toledo (2OT)	L	44-45
O26	Pittsburgh	W	24-21
N2	at Notre Dame	L	34-38
N9	Hawaii!	W	42-28
N16	South Alabama	W	42-14
N22	at San Jose State (3OT)	W	58-52
D14	vs. Army!	W	34-7
D30	vs. Middle Tennessee@	W	25-6

! Lincoln Financial Field - Philadelphia, Pa.

@ Amon G. Carter Stadium - Fort Worth, Texas

(Bell Helicopter Armed Forces Bowl)

2014 (8-5)

Coach: Ken Niumatalolo

Co-Captains: Noah Copeland & Parrish Gaines

A30	vs. Ohio State!	L	17-34
S6	at Temple	W	31-24
S13	at Texas State	W	35-21
S20	Rutgers	L	24-31
S27	Western Kentucky	L	27-36
O4	at Air Force	L	21-30
O11	VMI	W	51-14
O25	San Jose State	W	41-31
N1	vs. Notre Dame@	L	39-49
N15	Georgia Southern	W	52-19
N28	at South Alabama	W	42-40
D13	vs. Army!	W	17-10
D23	at San Diego State#	W	17-16

! M&T Bank Stadium - Baltimore, Md.

@ FedExField - Landover, Md.

Qualcomm Stadium - San Diego, Calif.

(Poinsettia Bowl)

2015 (11-2, 7-1 AAC)

Coach: Ken Niumatalolo

Co-Captains: Keenan Reynolds & Bernard Sarra

S5	Colgate	W	48-10
S19	East Carolina*	W	45-21
S26	at Connecticut*	W	28-18
O3	Air Force	W	33-11
O10	at Notre Dame	L	24-41
O24	Tulane*	W	31-14
O31	USF*	W	29-17
N7	at Memphis*	W	45-20
N14	SMU*	W	55-14
N21	at Tulsa*	W	44-21
N27	at Houston*	L	31-52
D12	vs. Army West Point!	W	21-17
D28	Pitt@	W	44-28

* AAC Game

! Lincoln Financial Field - Philadelphia, Pa.

@ Navy-Marine Corps Memorial Stadium - Annapolis, Md.

(Military Bowl)

2016 (7-5, 7-1 AAC)

Coach: Ken Niumatalolo

Co-Captains: Toneo Gulley & Daniel Gonzales

S3	Fordham	W	52-16
S10	UConn*	W	28-24
S17	at Tulane*	W	21-14
O1	at Air Force	L	14-28
O8	Houston*	W	46-40
O22	Memphis*	W	42-28
O28	at USF*	L	45-52
N5	vs. Notre Dame!	W	28-27
N12	Tulsa*	W	42-40
N19	at East Carolina*	W	66-31
N26	at SMU*	W	75-31
D3	Temple#	L	10-34
D10	vs. Army West Point@	L	17-21
D23	vs. Louisiana Tech\$	L	45-48

* AAC Game

! EverBank Field - Jacksonville, Fla.

AAC Championship Game - Annapolis, Md.

@ Lincoln Financial Field - Philadelphia, Pa.

\$ Amon G. Carter Stadium - Fort Worth, Texas

(Bell Helicopter Armed Forces Bowl)

2017 NAVY FOOTBALL

ALL-TIME HOMECOMING RESULTS

Year	Opponent	Win/Loss	Score
1950	Northwestern	Loss	22-0
1951	Princeton	Loss	24-20
1952	William & Mary	Win	14-0
1953	Dartmouth	Win	55-7
1954	William & Mary	Win	27-0
1955	William & Mary	Win	7-0
1956	William & Mary	Win	39-14
1957	William & Mary	Win	33-6
1958	William & Mary	Win	14-0
1959	William & Mary	Win	29-2
1960	Villanova	Win	41-7
1961	William & Mary	Win	44-6
1962	William & Mary	Win	20-16
1963	William & Mary	Win	28-0
1964	William & Mary	Win	36-6
1965	William & Mary	Win	42-14
1966	William & Mary	Win	21-0
1967	William & Mary	Loss	27-16
1968	Boston College	Loss	49-15
1969	Virginia	Win	10-0
1970	Pitt	Loss	10-8
1971	Duke	Win	15-14
1972	Boston College	Win	27-20
1973	Syracuse	Win	23-14
1974	Pitt	Loss	13-11
1975	Syracuse	Win	10-6
1976	William & Mary	Loss	21-13
1977	William & Mary	Win	42-17
1978	Pitt	Win	21-11
1979	Connecticut	Win	21-10
1980	Boston College	Win	21-0
1981	William & Mary	Win	27-0
1982	The Citadel	Win	28-3
1983	Pittsburgh	Loss	21-14

Year	Opponent	Win/Loss	Score
1984	Princeton	Win	41-3
1985	Lafayette	Win	56-14
1986	Dartmouth	Win	45-0
1987	Lehigh	Loss	24-9
1988	Yale	Win	41-7
1989	James Madison	Loss	24-20
1990	James Madison	Loss	16-7
1991	Delaware	Loss	29-25
1992	Delaware	Loss	37-21
1993	Bowling Green	Win	27-20
1994	Louisville	Loss	25-14
1995	Villanova	Win	20-14
1996	Duke	Win	64-27
1997	VMI	Win	42-7
1998	Colgate	Win	42-35
1999	Akron	Loss	35-29
2000	Rutgers	Loss	28-21
2001	Rice	Loss	21-13
2002	Duke	Loss	43-17
2003	Delaware	Loss	21-17
2004	Delaware	Win	34-20
2005	Tulane	Win	49-21
2006	Rutgers	Loss	34-0
2007	Wake Forest	Loss	44-24
2008	Pitt	Loss	42-21
2009	Wake Forest	Win	13-10
2010	Duke	Loss	34-31
2011	East Carolina	Loss	38-35
2012	Indiana	Win	31-30
2013	Pittsburgh	Win	24-21
2014	San Jose State	Win	41-31
2015	Tulane	Win	31-14
2016	Memphis	Win	42-28



Will Worth rushed for a career-high 201 yards and three touchdowns to lead No. 24 Navy to a 42-28 victory over Memphis to win the 2016 Homecoming game.



Will Anthony recovered a Tulane fumble on the Navy two-yard line to stop a Green Wave scoring threat while the Navy defense forced three turnovers overall in Navy's 31-14 victory over Tulane in the 2015 Homecoming game.



Quarterback Keenan Reynolds rushed for what was then a career-high 251 yards and three touchdowns on a career-high 39 carries to lead Navy to a 41-31 victory over San Jose State to win the 2014 Homecoming game.

2017 NAVY FOOTBALL

SERIES RECORDS

Opponent	Began	W	L	T
AIR FORCE	1960	20	29	0
Akron	1990	1	1	0
Arizona State	2012	0	1	0
Arkansas	1982	0	2	0
Arkansas State	2010	1	0	0
ARMY WEST POINT	1890	60	50	7
Ball State	1991	0	3	0
Balt. Athletic Club	1879	0	0	1
Balt. City College	1894	1	0	0
Balt. Medical College	1900	1	0	1
Bethany	1921	1	0	0
Boston College	1928	11	18	0
Boston University	1958	1	0	0
Bowling Green	1991	1	2	0
Brigham Young (BYU)	1978	1	1	0
Bucknell	1898	9	4	1
California	1947	2	3	0
Carlisle Indians	1894	5	1	0
CENTRAL FLORIDA (UCF)	2017	0	0	0
Central Michigan	2003	3	0	0
CINCINNATI	1940	2	0	0
Citadel, The	1937	6	2	0
Clemson	1939	0	1	0
Colby	1914	3	0	0
Colgate	1923	7	0	0
Colorado State	2005	1	0	0
Columbia	1900	13	9	1
Columbia Athletic Club	1890	0	0	1
Connecticut	1975	8	1	0
Cornell	1941	9	1	0
Dartmouth	1929	4	0	1
Davidson	1909	3	0	0
Davis & Elkins	1927	1	1	0
Delaware	1931	10	7	0
Denison	1929	1	0	0
Detroit	1961	1	0	0
Dickinson	1889	10	1	4
Drake	1926	3	0	0
Duke	1927	20	15	5
East Carolina	2006	5	1	0
Eastern Illinois	1993	1	0	0
Eastern Kentucky	1981	1	0	0
Eastern Michigan	2003	2	0	0
Elizabeth AC	1894	1	0	1
FLORIDA ATLANTIC	2012	1	0	0
Florida State	1978	0	1	0
Fordham	1914	2	0	0
Franklin & Marshall	1892	4	0	0
Gallaudet (Kendall)	1886	4	1	0
Georgetown	1890	13	4	2
George Washington	1898	6	0	0
Georgia	1916	2	0	0
Georgia Southern	2010	2	0	0
Georgia Tech	1922	9	16	0
Great Lakes NTS	1918	0	1	0

Opponent	Began	W	L	T
Harvard	1907	1	1	3
Haverford	1917	1	0	0
Hawai'i	1999	1	2	0
HOUSTON	1980	1	2	0
Illinois	1979	1	0	0
Indiana	1985	2	2	0
James Madison	1988	1	2	0
Johns Hopkins	1882	9	3	0
Kent State	1980	5	0	0
Lafayette	1891	8	4	0
Lehigh	1889	14	6	1
Louisiana Tech	2009	2	1	0
Louisville	1993	0	2	0
Loyola	1926	3	0	0
Marine Officers	1904	1	0	0
Marquette	1924	1	1	0
Maryland	1905	14	7	0
Maryland State	1897	1	0	0
Massachusetts	2006	1	0	0
MEMPHIS	2015	2	0	0
Mercer	1933	2	0	0
Miami (Fla.)	1959	2	3	0
Michigan	1925	5	12	1
Middle Tennessee State	2013	1	0	0
Minnesota	1962	0	1	0
Mississippi	1955	1	0	0
Mississippi State	1983	0	1	0
Missouri	1948	1	2	0
New Mexico	2004	1	0	0
N.Y. Naval Militia	1903	1	0	0
N.Y. University	1910	3	0	0
N.J. Athletic Club	1895	1	0	0
Newport TS	1918	1	0	0
Norfolk Naval Base	1918	1	0	0
North Carolina	1899	5	5	0
N.C. Pre-flight	1943	1	1	0
N.C. State	1911	6	3	0
Northeastern	2004	1	0	0
Northern Illinois	2007	2	0	0
Northwestern	1950	0	3	0
North Texas	2007	1	0	0
NOTRE DAME	1927	13	76	1
Ohio	1932	0	1	0
Ohio State	1930	0	5	0
Oklahoma	1965	1	0	0
Orange Athletic Club	1895	0	1	0
Pennsylvania	1888	21	22	4
Penn. Reserves	1896	1	1	0
Penn State	1894	17	19	2
Pittsburgh	1912	15	22	3
Princeton	1892	12	18	6
Princeton Freshmen	1885	0	1	0
Princeton JV	1886	1	2	0
Purdue	1926	2	0	0
Rice	1951	6	6	0

Opponent	Began	W	L	T
Richmond	1926	2	0	0
Rutgers	1891	11	13	1
St. Helena	1918	1	0	0
St. John's College (Md.)	1885	18	3	0
Saint Xavier College	1922	2	0	0
San Diego State	1994	1	3	0
San Jose State	2011	2	2	0
South Alabama	2013	2	0	0
South Carolina	1920	3	5	0
South Florida (USF)	2015	1	1	0
Southern Cal (USC)	1949	1	2	0
SOUTHERN METHODIST (SMU)	1930	11	7	0
Southern Mississippi	2011	0	1	0
Stanford	1954	2	1	1
Swarthmore College	1904	1	4	0
Syracuse	1959	8	19	0
TEMPLE	1988	6	6	0
Texas	1964	0	2	0
Texas Christian (TCU)	2000	0	2	0
Texas State	2012	2	0	0
Texas Tech	2003	0	1	0
Toledo	1990	1	3	0
Towson	2008	1	0	0
Trinity (Conn.)	1899	1	0	0
Troy	2011	1	1	0
TULANE	1949	9	11	1
TULSA	2004	3	1	0
Ursinus College	1914	2	1	0
Utah	2007	0	1	0
Vanderbilt	1907	3	2	2
Vermont	1924	1	0	0
Villanova	1908	9	2	0
Virginia	1889	28	11	0
VMI	1898	10	0	0
Virginia Tech	1903	7	3	0
Wake Forest	1929	5	7	0
Washington	1924	2	3	1
Washington All-Stars	1889	1	0	0
Washington College	1925	1	0	0
Washington & Jefferson	1900	4	1	1
Washington & Lee	1916	2	1	0
West Virginia	1907	6	2	0
West Virginia Wesleyan	1919	7	1	1
Western Kentucky	2009	2	2	0
Western Maryland	1905	3	0	0
Western Reserve	1909	8	0	1
White Squadron	1896	2	0	0
William & Mary	1923	35	6	1
Wisconsin	1945	1	1	0
Wooster College	1931	1	0	0
Yale	1901	4	5	1

2017 Opponents in BOLD CAPS

2017 NAVY FOOTBALL

ALL-TIME LETTERWINNERS

★ A ★

Name	Class Yr.	Lettered
Abey, Zachary J.	2019	2016
Abromitis, William Jr.	1948	1947
Ackerman, Brian P.	2012	2009-10-11
Adair, Steven A. Jr.	2004	2001-03
Adams, Chadburn G.	2001	2000
Adams, Gregory R.	1999	1998
Adams, Quincy J.	2016	2012-13-14-15
Adams, Roe R.	1902	1898-99-00-01
Adams, Jordan T.	2007	2004-05-06
Addison, William F. II (mgr)	2001	1999
Adorney, Frank	1953	1950-51-52
Adusei, Jefferey W.	2005	2004
Aiken, Hugh K.	1906	1903-04-05
Aiken, Matthew G.	2014	2010-11-12-13
Akers, Kody L (mgr)	2015	2014
Akingbemi, Babalunde W.	2005	2002-03-04
Akpunku, Jude S.	2016	2012-14-15
Albershart, Thomas B.	1960	1958-59
Albertson, Donald G.	1926	1924-25
Alexander, Christopher	1992	1990-91
Alexander, Davede U.	2001	1998-99-00
Alexander, Marc R.	1985	1982-83-84
Alexander, William D.	1915	1913-14
Allison, Robert C.	1952	1949
Alota, Gervy J. (CC)	1998	1994-95-96-97
Alukonis, Jeremy R.	1997	1994
Alvarado, Jon	2008	2007
Ambrogi, Richard T.	1948	1946
Ameen, Robert R.	1977	1972-73-74
Amerau, Colin C.	2015	2012
Amos, Richard H. Jr.	2007	2006
Amosa-Tagovailoa, Adam S.	2019	2016
Anania, Vincent J.	1945	1942
Anderson, David R.	1992	1991
Anderson, Jack R.	1954	1952-53
Anderson, Ralph O. Jr.	1940	1938-39
Anderson, Terrence D. (CC)	2000	1998-99
Andresen, Ronald N.	1950	1949
Andrews, Bruce A.	2012	2011
Andrews, Charles T.	1956	1955
Andrews, James G.	1938	1937
Andrews, Sean	1998	1995-96-97
Angel, James B.	1966	1965
Anthony, Anthony A.	1958	1956-57
Anthony, William J Jr	2016	2012-13-14-15
Antol, Joshua W.	2017	2015-16
Antrim, Richard N.	1931	1930
Antrim, Robert J.	1938	1935-36-37
Archer, Luther Jr	1989	1988
Armstrong, Edmund S.	1948	1946-47
Armstrong, Lenny	1988	1986
Arnold, Henry D.	1950	1949
Arnone, Jaimeson J.	1993	1992
Aronis, Alexander B.	1955	1952-53-54
Arthur, Samuel H.	1920	1918
Asante, Osei (CC)	2010	2008-09
Ashmore, John R.	1973	1970-71-72
Asserson, William C.	1897	1896
Atkins, Arthur K.	1905	1902
Atturio, John M.	1969	1968

★ B ★

Name	Class Yr.	Lettered
Bader, David M	2001	2000
Bagdanovich, Michael P.	1928	1926-27
Bagley, Worth	1895	1891-92-93-94
Bailey, Dominic R.	2003	2000-01-02
Baileys, Nicholas T. (mgr.)	2012	2011
Baird, Leonard J.	1935	1932-34
Baker, John H.	1946	1943-44
Bakke, Thomas N. (C)	1952	1949-50
Baldinger, James D.	1953	1950-51
Ballard, Adam	2008	2004-05-06-07
Balsly, Jeri D.	1969	1967
Bank, Neill K.	1926	1925
Bannan, Edward K.	1959	1958
Bannerman, David V.	1951	1949-50
Barbour, Lorentez C.	2016	2014-15
Barchet, Steven G.	1924	1921-22-23
Barllich, Steven F. (CC)	1976	1973-74-75
Barker, Andrew C.	2013	2011-12
Barker, James N.	1956	1955
Barker, Jerome A.	1980	1977-78-79
Barksdale, David A.	1946	1942-44
Barnaby, Adrian J.	2015	2014
Barnes, Lance S.	1994	1993
Barnes, Tyree D.	2009	2005-06-07-08
Barondes, Earl D.	1948	1946
Barr, Michael J.	1972	1969-70-71
Barrett, Russell S.	1919	1917
Barron, William W.	1947	1943-44-45
Barrowman, G.J.	1971	1970
Barry, Ryan M.	2005	2002-03-04
Barta, Alexander J.	2017	2015-16
Bartlett, William H.	1949	1946
Bartos, Joseph S. Jr	1948	1945-46
Bartuska, Anthony J.	1951	1949
Barwis, Robert C.	1985	1982
Basford, Michael R.	2012	2010-11
Basl, Lauren E. (trainer)	2012	2010-11
Bass, Curtis	2010	2008-09
Bassi, Felix J.	1968	1965
Batchelder, Thomas	2012	2011
Bates, Basil B. Jr (mgr)	1980	1979
Bates, Richard W.	1915	1914
Battipaglia, Jeff	2011	2008-09-10
Battle, Kyle	2017	2015-16
Bauer, Dale A.	1931	1930
Bauer, Harold W.	1930	1927-28-29
Bauer, Rudolph C.	1930	1927-28-29
Baughman, Daniel S. Jr	1939	1937-38
Baumberger, Walter H.	1934	1933
Bayer, Frederick B. III	1968	1965-66-67
Bayless, Walter B.	1936	1935
Baysinger, Reaves H. Jr	1949	1946-47-48
Bazzle, David A.	2005	2003-04
Beagle, Ronald G.	1956	1953-54-55
Beans, Fred D.	1930	1927-28-29
Beard, Evan C.	2006	2003-04
Becht, Lawrence R.	1934	1931-32-33
Beck, Christopher T.	1993	1989-90-91-92
Beeler, James D.	1949	1948
Been, Richard G.	1972	1969-70-71
Beggs, Randolph G.	2018	2015
Behrent, Michael R.	1973	1971-72
Belknap, Charles Jr (C)	1903	1899-00-01-02
Bell, Ronald I.	1962	1961
Bellack, Steven J.	1995	1992-93
Bellino, Joseph M.	1961	1958-59-60

Beltran, Pablo A.	2015	2011-12-13-14
Bendrick, Frank E.	1955	1954
Bennett, Bruce S.	1988	1986-87
Bennett, Michael T.	2004	2003
Benoist, Louis A.	1920	1919
Bensch, William D.	1992	1990-91
Benzi, Leonard F.	1956	1954
Bergazzi, Wesley A.	1973	1970-71-72
Berger, Matthew L.	2002	2001
Berghult, David C.	1991	1989-90
Bergner, Allen A. (C)	1940	1937-38-39
Bergner, Jon C.	1968	1967
Bernard, Richard F.	1907	1905-06
Berner, John A.	1987	1984-85-86
Bernet, Albert E.	1926	1924-25
Berrien, Frank D.	1900	1897-98-99
Berry, George Z.	1972	1970-71
Berry, Joseph L.	1944	1942
Bertrand, Kwazel A.	2016	2012-13-14-15
Beuret, John D.	1892	1891
Beuttenmuller, Pater T.	2003	2001-02
Beverlin, Donald C.	1978	1977
Bezek, George M.	1960	1958-59
Bickel, Roger B.	1966	1965
Bijak, Francis A.	1986	1984-85
Bikakis, Charles N.	1960	1959
Biles, Jacob H.	2006	2004-05
Bingham, William P.	1982	1981
Binns, Ikechukwi E.	2016	2013-14-15
Binns, Jack A.	1932	1929-31
Bishop, Daniel J.	1990	1989
Bisset, Guy A.	1899	1897-98
Black, Orrin F.	1931	1930
Blackwell, Richard B.	1949	1948
Blanchard, Gregory S.	1986	1983-84
Blazis, Enoch J.	1987	1985-86
Blecksmith, James P.	2003	2002
Blick, Brian P.	2012	2011
Blockinger, Alvin F.	1960	1959
Blodgett, Harry C.	1917	1913-14-15
Blount, Thomas E.	1941	1939-40
Blue, William M.	2012	2009-10-11
Blumenfeld, Geoffrey T.	2005	2002-03-04
Boblitt, Christopher J.	1981	1979-80
Bock, Joshua M.	2001	2000
Boddiford, Alexander J.	2012	2011
Bolden, Anthony	1993	1992
Bolena, Casey D.	2014	2011-12-13
Bolesta, Robert F.	1977	1975
Bolles, Harry A.	1923	1920-21-22
Bollinger, H.R.	1924	1923
Bonner, Darryl A.	2018	2016
Bonnett, Michael (mgr)	1995	1994
Bookhout, Kyle	2010	2008
Bookwalter, Charles S.	1894	1892-93
Boothe, Sammy P.	1942	1940-41
Borgschulte, Michael J.	1991	1990
Boring, Keith E.	1982	1980-81
Born, Arthur S.	1927	1926
Borrebach, Douglas S.	1984	1981-82
Borries, Fred Jr	1935	1932-33-34
Bothel, Shane A.	2011	2009-10
Bott, Richard P.	1980	1976-77-78-79
Botula, Bernard C.	1953	1950-51
Bourgeois, Brian M.	2001	1998-99-00
Bowen, Brandon J. (CC)	2002	1997-00
Bowen, John D. III	1971	1969
Bowers, Donald B.	2011	2010
Bowling, William A. (CC)	1991	1988-89-90

2017 NAVY FOOTBALL

ALL-TIME LETTERWINNERS

Bowron, Harold A.	2012	2011
Bowsstrom, Robert M. (C)	1931	1928-29-30
Boyd, Paul C.	1946	1944
Boyer, Charles E. III	1971	1969-70
Boyer, James C.	1974	1973
Boyer, Larry A.	1960	1957-58-59
Boyer, Ralph W. Jr	1941	1939-40
Boyer, Scott A.	1987	1985-86
Boyle, Charles P. III	1958	1957
Boynton, Harold W.	1908	1907
Bradley, James O. (CC)	1990	1987-88-89
Brady, Frank T.	1953	1951-52
Brady, Steven M.	1986	1983-84-85
Bramlett, Leon C. Jr (C)	1948	1943-44-45-46
Brammer, Michael D.	2006	2005
Brand, Charles C.	1910	1908-09
Brand, Gregory R.	1984	1982-83
Brandquist, Roland	1960	1957-58-59
Brazier, Shalimar L.	2004	2001-02-03
Breland, James E.	1966	1963
Brence, Ronald E.	1958	1957
Brennan, Joseph P.	1988	1985-86-87
Bresnahan, Charles E.	1983	1981-82
Brewer, Matthew H.	2013	2010-11
Bridgers, Paul	2008	2007
Bridges, Travis S.	2014	2011-12-13
Brightman, Robert W.	1945	1943
Briley, Carl (mgr)	1995	1994
Brimage, Michael D.	2005	2002-03
Brindel, Joshua A. (CC)	2003	2000-01-02
Bringle, William F.	1937	1935-36
Britt, J. David	1992	1991
Brittingham, Cordrea	2002	1998-99
Britton, James P.	2015	2011-12-13-14
Broadfoot, Henry B.	1916	1914
Broadwater, Brian C. (CC)	2001	1998-99-00
Broderick, Thomas E.	1973	1971-72
Brodowicz, Mark E.	1984	1983
Brooks, Matthew W.	2002	1999-00-01
Brooks, William B.	1934	1932-33
Brown, Bobby E.	1996	1996
Brown, Brad I.	1993	1990
Brown, Brian C.	2000	1997
Brown, Bryan B. Jr	1947	1945
Brown, Curtis L.	1988	1986-87
Brown, Demond D. Jr	2016	2012-13-14-15
Brown, George C. Jr	1945	1942-43
Brown, James M.	1968	1967
Brown, John A. III	2018	2016
Brown, John H. Jr (Babe)	1914	1910-11-12-13
Brown, Joshua J.	2018	2016
Brown, Rodney T.	1990	1988-89
Brown, Samuel E.	2005	2004
Brown, William D.	1924	1923
Bruce, R. Clint (CC)	1997	1993-94-95-96
Bruff, Charles W.	1901	1900
Brunn, Timothy J.	1988	1986-87
Bryan, Louis A.	1932	1929-30-31
Bryant, Cameron D.	2017	2014-16
Bryant, Howard M.	1997	1994-95-96
Bryant, Jarod S.	2009	2006-07-08
Bryson, James W.	1952	1949-50-51
Buaas, Marion H. (mgr)	1938	1937
Bucchianeri, Ryan J.	1997	1994
Buchanan, Allen	1899	1898
Buckley, Joseph E. III	2011	2009-10
Buffin, Ketric	2009	2005-06-07-08
Bulich, Otto P.	1978	1976-77
Bull, Richard S. Jr	1936	1933-34-35

Bullard, Ivan C.	1993	1990
Bullen, William J.	2008	2005-07
Bumphus, Calvin E. (mgr)	1997	1996
Burbage, Charles T.	1969	1967-68
Burchett, Chester W.	1957	1955-56
Burge, Chase A.	2011	2009-10
Burger, Andrew	2010	2009
Burke, David J.	1986	1985
Burke, Edward J. (C)	1929	1926-27-28
Burke, Louis E. Jr	1940	1937-38-39
Burke, Thomas L.	1980	1979
Burnette, Edwin A.	1972	1971
Burns, Michael L.	1990	1988-89
Burns, Richard H. (C)	1935	1932-33-34
Burton, Scott L.	2000	1999
Buschbom, Ronald L.	1966	1964-65
Bush, Blake T.	1982	1981
Bush, David A.	2004	2001
Bush, Fred M. Jr (mgr)	1939	1938
Bush, Traves L.	2013	2010-11-12
Bushak, Andrij S.	1976	1973-74-75
Busik, William S.	1943	1940-41
Butler, John S. (mgr.)	2005	2002-04
Butler, William	1920	1916-17-18
Buttle, Toby J.	1978	1976-77
Buttrill, William S.	1969	1967
Butts, LeBron II	1998	1995-96-97
Byng, John W.	1931	1928-29-30
Byrd, Andre A. II	2011	2010
Byrd, Gregory L.	1977	1976
Byrne, William D. Jr (CC)	1987	1984-85-86
Byrom, James T.	1956	1952

Carrington, James H.	1948	1944-45-46
Carroll, Bronston B.	2004	2003
Carroll, John W. III	1986	1984-85
Carrothers, Peter C. (mgr)	1963	1962
Carson, Scott D.	1991	1988-89-90
Carson, Theo K.	1951	1948-50
Carter, Blake	2010	2007-08-09
Carter, Clay P.	2007	2006
Carter, Vaux	1884	1882
Carthan, Eddie C. (CC)	2004	2000-01-02-03
Cartwright, John B.	1968	1965-66-67
Case, Frank D. Jr	1938	1935-36-37
Cass, Calvin L. Jr.	2017	2014-15-16
Cassidy, Charles J.	1987	1986
Castelli, Christopher W.	1986	1984-85
Castleman, Kenneth G.	1896	1894-95
Castree, John F.	1931	1928
Caulk, Peter M.	1977	1973-75-76
Caulk, Robert F. II	1976	1974-75
Cauley, Lewis D.	1906	1905
Cebak, William T.	1984	1982-83
Cellon, Richard E.	1978	1976-77
Chafin, Steven D.	1980	1976
Chamberlain, James B.	1977	1976
Chambers, Henry L.	1908	1904
Chambers, Steven P.	1981	1978-79-80
Chambers, Thomas E.	1932	1930-31
Chambliss, Kevin V.	1972	1969
Champion, Aron K.	1976	1974
Chan, John K.	2007	2004-05-06
Channell, Albert B. (C)	1945	1942-43
Chapin, Michael	1981	1978-80
Chapple, Wreford G.	1930	1928
Chase, Benjamin S. III (C)	1946	1942-43-44
Chase, Jeremiah M. (CC)	2006	2002-03-04-05
Chatfield, James A. II	1989	1987-88
Chatlos, Bradley J.	1999	1997-98
Chatlos, George C. (CC)	1993	1989-90-91-92
Chavous, John G.	2000	1997-98-99
Chegin, George M. (mgr)	1975	1974
Chewning, William M.	1942	1939-40-41
Chiesi, Michael J.	2002	2000-01
Chillingworth, Charles F.	1925	1924
Chip, William C.	1943	1940
Chomicz, Donald J.	1959	1957-58
Christ, Michael L.	1990	1989
Christian, Prentice A.	2013	2012
Chung-Hoon, Gordon P.	1934	1931-32-33
Church, David E.	1967	1965-66
Church, John H. Jr	1968	1966-67
Cianella, Brian	1983	1980-81-82
Cioni, Gene R.	1977	1976
Clark, Charles H.	1934	1933
Clark, Clyde D.	2003	2000-01
Clark, H.D.	1920	1919
Clark, Howard E.	1943	1940-41
Clark, Michael B. (C)	1969	1966-67-68
Clark, Scott B. (mgr.)	2009	2007
Clark, Virginus E.	1907	1906
Clark, William C.	1935	1932-33-34
Clarke, William P.O.	1917	1916
Clarkson, Joseph E.	1955	1954
Clarkson, Paul A.	2004	2001-03
Clay, Henry M.	1911	1908-09-10
Clements, Brendon I.	2017	2013-14-15
Cleverdon, Thomas F.	1969	1967-68
Clifton, Joseph C.	1930	1927-28-29
Clouse, Richard L.	1985	1981-82-83-84
Clyde, Paul M.	1925	1922-23

★ C ★

Name	Class Yr.	Lettered
Cabaniss, Robert W.	1906	1905
Cabral, Joshua K.	2013	2010-11-12
Caldwell, Henry H.	1927	1925-26
Caldwell, Robert K.	1958	1956-57
Caldwell, Robert S. (CC)	2007	2004-05-06
Caldwell, Rex S.	1925	1924
Calisch, Louis H., III	2000	1998-99
Callahan, Stephen L.	1981	1977-78-79-80
Calland, Albert M. III	1974	1971-72-73
Cameron, Alan R. (C)	1944	1940-41-42
Cameron, Robert J.	1953	1951-52
Campbell, Evan M.	2013	2012
Campbell, Kevin	2010	2008
Campbell, George W.	1926	1924
Campbell, James H.	1933	1930-31-32
Campbell, James J.	1964	1961-62-63
Campbell, Kevin Z.	2010	2009
Campbell, Reginald (CC)	2008	2004-05-06-07
Candeto, Craig L. (CC)	2004	2002-03
Cannada, Timothy D.	1998	1995-96-97
Canterna, Don L.	1973	1970-71
Caraveo, Bryan T.	1984	1982-83
Cardona, Joseph D.	2015	2011-12-13-14
Carello, Larry D.	1973	1971-72
Carey, Lee C.	1911	1908-09-10
Carlson, Christopher W.	1989	1987-88
Carmona, Tyler M.	2018	2015-2016
Carnahan, Ralph H.	1947	1945
Carney, Arthur G. (C)	1924	1921-22-23
Carpenter, Reginald T.	1904	1901-02
Carr, Emerson F.	1969	1966-67-68
Carreon, Matthew J.	2001	2000

2017 NAVY FOOTBALL

ALL-TIME LETTERWINNERS

Coats, William	2013	2012
Cobb, Calvin H.	1911	1908-09-10
Cochrane, Brett A.	2003	2000-01-02
Coccozza, Timothy R.	1970	1966-68
Coffey, Jason W.	1998	1995-96-97
Coffman, Clovis C.	1928	1927
Cofield, Anthony K.	1993	1990
Colburn, Ted W.	2017	2014-15-16
Colby, Mark D.	1985	1982-83-84
Coldwell, Harold	1920	1917-18
Cole, Lord K.	2005	2003-04
Cole, Otis R. Jr	1936	1934-35
Coleman, Terrence A.	2002	2001
Colistra, Cory J.	2006	2005
Collier, Clifford L. (CC)	1975	1973-74
Collins, Cecil L.	1998	1997
Collins, David H.	1944	1942
Collmus, John P. (video)	2011	2012
Colon, Brandon T.	2018	2014-15-16
Combs, Thomas S.	1920	1918
Conlin, Richard J, III	1999	1998
Connolly, John M.	1966	1963-64-65
Connor, Nathaniel W. (mgr)	1999	1998
Conroy, Vincent P. (C)	1923	1920-21-22
Cook, James D.	1987	1984-85-86
Cook, Murray A.	1987	1985
Cooke, Lemuel D.	1939	1936-37-38
Cooley, Travis W.	1998	1995-96-97
Coombs, Richard J.	1985	1983-84
Cooper, Charles G.	1950	1947-48
Cooper, Cleveland E.	1975	1972-73-74
Copeland, Blake A.	2017	2014-16
Copeland, Noah K.	2015	2011-12-13-14
Coppedge, John O.	1947	1945
Corbett, Clarence E. Jr	1940	1937-38
Cordero, Christopher	1992	1989-90-91
Correll, Robert D.	1960	1959
Correnti, Anthony R.	1954	1951-52
Cosh, James J.	2011	2010
Costello, Thomas J.	2005	2003-04
Cotney, Tyler W (video)	2011	2010
Colton, Deric R.	1996	1992
Couch, Matthew R.	2013	2012
Coulter, Shawn M.	1984	1982
Covarrubias, A. Jason	1998	1995-96-97
Craig, Carlyle	1916	1914-15
Craig, Robert J.	1956	1953-54
Crane, Leo O.	1931	1928
Craven, Thomas T.	1896	1894
Crawley, William B.	1945	1943
Crecision, Adam S.	1999	1995-96-97-98
Cregge, Kyle P.	2015	2014
Crepeau, Oreal J.	1944	1942
Criner, Tremayne (mgr)	1994	1993
Cromartie, Nizaire F.	2020	2016
Cromer, DeJuan, II.	2002	1999-00-01
Crosby, Raymond B.	2001	2000
Cross, John H.	1927	1925-26
Cruise, Edgar A.	1922	1919-20-21
Crum, Michael E.	1982	1980
Cuccio, Peter F.	1977	1974
Culbert, Frederick P.	1915	1914
Culbreath, Edward L. (mgr.)	2001	2000
Cullen, Carl E.	1924	1922-23
Curry, Marcus E.	2012	2009
Curtis, Derwood C.	1976	1973-75
Cutter, Slade D.	1935	1932-33-34
Cylic, Joseph S.	2007	2005-06
Cylic, Lawrence J., Jr.	2007	2005-06

★ D ★

Name	Class Yr.	Lettered
Dabney, Barry S.	2014	2012-13
Dagampat, Richard M. (C)	1959	1956-57-58
Dague, William H.	1908	1905-06-07
Daigneau, Matthew T.	2000	1998-99
Daley, Thomas J.	1969	1966-67-68
Dallton, John P. (C)	1912	1908-09-10-11
Daly, Raymond T.	1984	1980-81
Dander, Vernon A.	1956	1955
Dashiell, Robert B.	1915	1916
Dattilo, Frank III	1961	1959-60
Davenport, Myles G.	2018	2015-16
Davidson, William C.	1895	1893-94
Davies, Ashton J.	2000	1999
Davis, Aaron J.	2015	2012-13-14
Davis, Christopher D.	1984	1981-82
Davis, Frederic C.	1952	1949-50-51
Davis, Joseph B.	1932	1931
Davis, John P. Jr	1932	1931
Davis, Michael A.	1992	1989-90-91
Davis, Robert W.	1955	1954
Davis, Ward P.	1917	1915
Dawson, David J.	2010	2009
Dawson, Howard W. (mgr)	1944	1942
Dawson, Jerry	1991	1989-90
Dawson, William L.	1933	1932
Day, Robert P. Jr	1989	1986-87-88
Day, Robert S.	1942	1940
DeAbreu, Jose D. (mgr)	2018	2016
DeCario, Raymond D.	1970	1967-68
Decker, Walter B.	1906	1903-05
Deen, Jackie W.	1969	1967
DeGeorge, Bernard J. Jr	1967	1965-66
Degree, James J.	1978	1976-77
Delahooke, Kyle	2011	2008-09-10
Deliz, Jeffrey J. (CC)	2008	2005-06-08
Delmazo, Kenneth J.	2001	1999-00
DeMell, Brady A.	2012	2009-10-11
Demott, Max B.	1909	1906-07
Denfeld, Richard E.	1952	1950
Denfield, D.N.	1922	1918-19
Dennett, Stanley P.	1895	1893
Denny, James B.	1933	1930-31
Dent, David R.	1981	1979-80
Denzer, Danika C. (trainer)	2008	2007
Deramee, Edmond L. Jr	1947	1944-45
Derode, Louis R.	1915	1914
Destafney, Robert W.	1978	1975-76-77
Detweiler, Jack A.	1970	1968-69
Devens, William G.	1924	1923
Dickinson, Larry A.	1990	1987
Dietz, Harry L.	1961	1960
Diggs, Delvin L.	2012	2011
Dill, Robert W.	1985	1982-83-84
Dillon, Hall S. II	1970	1969
Dillon, Terrol N.	1996	1995
Dimon, John T. (mgr)	1927	1926
Dingle, Irving A.	1999	1995-97-98
Dingle, Marvin E.	2006	2003-04
DiRenzo, Joseph III	1982	1981
Dittmann, Harry G.	1967	1964-65-66
Divis, Francis G.	2005	2003-04
Dixon, Damon B.	1995	1992-93-94
Dixon, R. Jerome Jr	1997	1995-96
Dixon, Kurt L.	1984	1981-82-83
Dmetruk, Stephen F.	1971	1968-69-70
Dobbs, Clarence R.	2011	2008-09-10

Dobbs, Jamel J.	2014	2011
Dodge, Wilson T.	1928	1927
Doffermire, Jamie C. (CC)	2000	1997-98-99
Doherty, Stephen	1906	1903-04-05
Dolan, Michael F.X.	1981	1979-80
Doling, Stephen F. (mgr)	1993	1992
Doll, Amy (trainer)	1999	1998
Doman, Thomas M.	1987	1983-85-86
Dornin, Robert E.	1935	1932-33-34
Domino, Alex F.	1996	1994-96
Domino, Anthony R.	1991	1989-90
Donahoe, Joseph F. Jr	1943	1940
Donaldson, James C. Jr	1943	1940-41
Donatelli, Douglas R.	1983	1980
Donnelly, William P.	1965	1962-63-64
Donnelly, William P. Jr	1989	1986
Doogan, Neil J.	2012	2010
Doolittle, Alex J.	2014	2011
Dorris, Conner M.	2019	2016
Dorsey, Frank J.	1954	1951-52
Douglas, Archibald H. (C)	1908	1905-06-07
Douglas, Harold G.	1911	1910
Douglass, Eric C.	2012	2009-10-11
Dow, William C. (C)	1968	1965-66-67
Dowd, John S.	2012	2009-10-11
Dowell, Jonathan S.	1905	1904
Dowler, Matthew P.	2005	2004
Dowling-Fitzpatrick, Joshua	2013	2010-11-12
Downing, Donald A. (C)	1967	1964-65-66
Doyle, Bobby	2010	2007-08-09
Drake, Jordan A.	2015	2011-12-13-14
Drechsler, Brian M.	1998	1995-96-97
Drenning, Ross A.	1999	1998
Drew, Roger L.	1951	1948-49-50
Driscoll, Allen A.	1961	1958-59-60
Driscoll, Daniel A. Jr	1974	1971-72-73
Driscoll, William T.	1976	1972-73-74
Drumm, Joseph T.	1946	1942
Drummings, Anthony(mgr)	1994	1993
Dryden, Corbin G.	2005	2003-04
Dryden, Zachary J.	2012	2010-11
Dubil, Brad W., trainer	2005	2004
DuBois, Raymond F. (C)	1938	1935-36-37
Duborg, Francis R.	1929	1928
Dudeck, Brendan J.	2015	2013-14
Duden, Henry R. Jr (C)	1947	1943-44-45
Dudik, Charles E.	1996	1997
Dumbauld, Theodore	1981	1978-79-80
Dunaway, J. Daniel	1992	1989-90-91
Dunn, James M. (C)	1960	1958-59
Dunn, Kenneth D.	1974	1973
Duplessis, Ronald L.	1977	1974-75
Durden, John D.	1964	1961-62
Durepo, Charles F.	1964	1962-63
Durette, Robert J.	1941	1938
Dusz, Robert V. IV	2017	2016
Dutnell, Richard C.	1955	1953-54
Dwyer, James F.	1986	1984-85
Dwyer, Stephen M.	1968	1967
Dwyer, Thomas J.	1946	1943
Dykes, Steven W.	1978	1973-74-75

2017 NAVY FOOTBALL

ALL-TIME LETTERWINNERS

★ E ★

Name	Class Yr.	Lettered
Earl, William C.	1951	1946-47-48
Earnest, Richard L.	1964	1962-63
Eastburn, Benjamin D.	2003	2002
Easton, Robert W.	1964	1962
Echard, Richard D.	1955	1954
Echols, R. Colin	1997	1994
Eckel, Kyle R.	2005	2002-03-04
Eddington, Jordan A.	2010	2009
Eddy, Daniel T.	1927	1926
Eddy, Ian C.	1930	1929
Edwards, Heywood L.	1926	1925
Edwards, Kevin	2011	2007-08-09-10
Edwards, Robert E. Jr	1995	1994
Edwards, Thomas E. Jr	1937	1935-36
Eidson, Robert A. (mgr)	1945	1943
Eimersl, Homer O.	1921	1920
Eisenhauer, Peter R.	1967	1966
Eisenhauer, Stephen S.	1954	1952-53
Ekundayo, Adesina	2004	2001-03
Elflein, Robert W.	1973	1970
Elliott, Dustin T.	2005	2001-02-04
Elliott, Edward M.	1945	1942
Elliott, Lynn T.	1932	1930-31
Ellis, J. Brian	1993	1991-92
Ellis, A. Mark	1993	1989-90-91
Ellis, Roland L.	1979	1977-78
Ellsworth, Ralph I.	1948	1944
Elmer, Robert E. P.	1912	1910
Emerson, Scott (CC)	1949	1946-47-48
Emery, Gregory K.	1995	1992
Emrich, Charles R.	1891	1890
Emrich, Cyril E.	1938	1936
Erchul, Ronald A.	1961	1958-59-60
Erck, Leo	1933	1932
Estey, Donald H. Jr	1969	1967-68
Etchison, Frank L. Jr	1951	1950
Evans, Joseph L.	1936	1935
Ewen, Eddie C. (C)	1921	1917-18-19-20
Ewing, Edgar A.	1907	1906
Ezell, Quentin X.	2016	2013-14-15

★ F ★

Name	Class Yr.	Lettered
Fagins, Jonathan N.	2001	2000
Failing, Rollin V.A.	1916	1913-14-15
Falconer, Douglas W.	1961	1959-60
Fancher, Kenneth W.	1983	1980-81-82
Farley, Louis C. (C)	1905	1902-03-04-05
Farrell, Ted L.	1996	1993
Favors, Grover W.	1995	1992
Fay, Benjamin P. (CC)	1997	1995-96
Fay, Jonathan M.	2000	1999
Fay, Richard J.	2003	2002
Feckler, Richard A.	1976	1973-74-75
Fedon, Christopher E.	1977	1976
Fedon, Richard C.	1944	1941-42
Feeney, Chris E. (mgr)	1977	1976
Fehr, Jerad	2013	2012
Fehr, Steven P.	1982	1979-80-81
Felder, Albrecht L. Jr	2014	2013
Feldman, Thomas M.	1980	1978-79
Feldmeier, Allan L.	1941	1939-40
Fellows, Carl M.	1936	1934-35
Felt, Matthew J.	1988	1987

Ferguson, Christopher B.	2015	2011-12-13
Ferguson, Homer L.	1892	1891
Ferguson, John M. (student coach)	2017	2016
Ferrara, Maurice	1937	1935-36
Ferraro, Donald R.	1992	1989
Fike, Irwin F.	1938	1935-36-37
Fikes, Jose	1997	1996
Fincher, Richard V.	1938	1936-37
Fink, Carl M.	1962	1961
Finnerty, Cory	2010	2008-09
Finos, Victor P.	1946	1943
Firtle, Marc P.	1987	1984-85-86
Fischer, Charles H. (C)	1899	1895-96-97-98
Fischer, David H.	1953	1950-51
Fisher, Charles E.	1997	1996-97
Fishcer, Dylan J.	2018	2016
Fisher, Donald R.	1953	1951-52
Fisher, Joseph O.	1902	1901
Fisher, Thomas G.	1918	1916
Fitzgerald, David M.	1982	1981
Fitzgerald, Richard N.	1962	1960-61
Flanagan, Glenn	1978	1976-77
Flathmann, Eugene R.	1943	1940-41
Flatt, Dean M.	1972	1969
Fleming, Myron T. Jr	1962	1961
Fleming, Tanner L.	2015	2012-13-14
Flippin, Royce N.	1926	1922-23-24-25
Flis, Dominic A.	1991	1990
Flood, Robert H. (mgr)	1948	1946
Flood, Thomas P.	1958	1956-57
Flowers, Duane L.	1982	1979-80
Flynn, William J. IV	1982	1981
Fodor, James (mgr)	2008	2006-07
Foley, John V. III	1982	1980-81
Foley, Michael J. (mgr)	1964	1963
Ford, Eugene Jr	1976	1973-74-75
Ford, Joseph P. (mgr)	1959	1958
Forde, Jack D. Jr	1973	1971-72
Formoso, John	1994	1993
Forrestal, Patrick M.	2017	2015-16
Forrestal, Thomas P. Jr	1958	1956-57
Fortney, Lester R.	1997	1995
Foster, James T. II	1984	1983
Foster, Richard E. (C)	1941	1939-40
Fountain, Earl E. II	2000	1999
Fowler, Hardy B.	1944	1942
Fowler, Orié W. (C)	1901	1897-98-99-00
Fraade, Zachary	2020	2016
Franco, Frederick J.	1954	1950-51-52
Franks, Arthur Jr	1939	1936-37
Frantz, Frazier W.	1983	1982
Fraser, Jordan M.	2013	2010
Frasier, Harrison G.	1950	1947-48-49
Frawley, Edward R.	1922	1921
Frazier, Nate	2010	2007-08
Freeman, James K.	1965	1962-63-64
Freeman, Roy B. Jr	1955	1954
Freeman, Wesley A.	1990	1989
Fremont, John C.	1901	1899-00
French, James B. (CC)	2013	2011-12
Frenzel, Joseph W. Jr	1964	1962
Fretz, Osmond R. III	1971	1969-70
Fretz, Paul H.	1903	1901-02
Frey, Eric K.	2004	2003
Freyer, Frank B.	1902	1898-99-00-01
Fricks, Donnie M., Jr. (CC)	2003	2000-01-02
Friedman, Robert C.	1991	1988-89-90
Fritsch, Raymond J.	1978	1975-76-77
Fritzinger, George R.	1959	1956-57-58

Frosch, Thomas A.	1992	1991
Froude, Robert S. (C)	1942	1939-40-41
Fryauff, Michael J. (video)	2011	2010
Fudge, Eric D. (CC)	1986	1982-83-84-85
Fullam, Donald M.	1954	1951-52-53
Fuller, John V.	1987	1984-85-86
Fullwood, Daron D.	1990	1987-88
Fulp, James D. Jr	1934	1932-33
Fundoukos, Theodore E.	1989	1987-88
Furlong, George M. Jr	1956	1955
Furman, Douglas S.	2012	2009-10-11
Furqan, Matthew B.	2003	2001-02

★ G ★

Name	Class Yr.	Lettered
Gabbard, Benjamin J.	2008	2006-07
Gabel, William H. III	1985	1984
Gaddy, Jeffrey J.	2002	1999-00-01
Gainer, Curtis	1981	1977-78-79-80
Gaines, Parrish D.	2015	2011-12-13-14
Gainey, John D. IV	1999	1995-96-97-98
Gallaer, David G.	1984	1983
Gallagher, Timothy J. (mgr)	1993	1992
Gallion, Zachary J.	2007	2004-05-06
Gallup, Keith A.	1996	1993-94-95
Galpin, Michael J. (CC)	1978	1975-76-77
Gambke, Frederick C.	1951	1949
Gannon, John W.	1931	1928-29-30
Gannon, Sinclair	1900	1897-98-99
Gantley, John E.	1969	1967-68
Garban, James R. (C)	1973	1970-71-72
Garcia-Bragiel, Matthew R.	2006	2006
Gardner, Thomas A. Jr	1976	1973-74-75
Garfield, Rodney A.	1974	1973
Garner, Christopher	1982	1979-80
Garrett, George W.	1967	1965
Garrow, Jack A.	1955	1953-54
Garvin, Ivan R	2000	1998-99
Garza, Armando A. (mgr)	1994	1993
Gaskins, Anthony R.	2009	2006-07-08
Gaston, Joseph M.	2016	2013-14-15
Gattuso, Joseph A.	1955	1952-53-54
Gattuso, Joseph A. Jr (CC)	1978	1975-76-77
Gay, Grady R.	1945	1942-43
Gazaille, Jonathan M.	2013	2010-12
Gebert, Wesley R. Jr	1942	1939-40-41
Gegg, Patrick M. (mgr.)	2001	2000
Gelpi, Cynthia (mgr.)	2005	2002-04
Gephart, Gregory A.	1987	1985-86
Gerber, Myron D.	1949	1946-47
Gherardi, Walter R.	1895	1894
Ghesquiere, George D.	1939	1938
Ghormley, Robert L.	1906	1904-05
Giacin, Richard J. III	1989	1988
Gibbon, Daniel A.	2006	2005
Gibeley, Marc M.	1987	1986
Gibson, Robert S.	1969	1968
Gierucki, James T.	1969	1967
Giese, Carl E.	1929	1927-28
Gilchrist, K.P. (C)	1914	1910-11-12-13
Gill, James E.	1963	1961-62
Gillespie, David D.	1965	1964
Gilless, Anthony F.	1993	1990-91-92
Gillette, Edmond S. Jr	1940	1937-38-39
Gilliam, Gail H.	1946	1943-44
Gilliland, Theodore M.	1944	1942
Gillooly, John F.	1945	1942-43

2017 NAVY FOOTBALL

ALL-TIME LETTERWINNERS

Gilman, Alohi O.	2020	2016
Gilman, Arthur	1919	1915
Gilmore, Edward J.	1976	1973-74-75
Giorgi, Marc A.	2003	2000
Giorgis, Albert S.	1945	1943
Glenny, Allen R.	1974	1971-72-73
Gober, Paul D.	1957	1955-56
Goble, John C.	1973	1972
Goble, Tyler R.	2016	2013-14-15
Goebel, David M.	1962	1961
Goebel, James A.	1967	1966
Golden, Daniel (mgr.)	2015	2013-14
Golding, Edwin I.	1950	1946-47
Golson, Justin L.	2004	2001
Gonzales, Daniel M.	2017	2014-15-16
Gonzalez, Anthony R. (trainer)	1995	1994
Goodin, Joshua P.	2004	2002-03
Goodman, Robert A.	1985	1982-83-84
Goodman, Robert W.	1949	1948
Goodman, Thomas C.	1974	1973
Goodson, Robert F. II	1993	1990-91-92
Goodstien, H.	1919	1915-16-17
Goodwin, Gerald D.	1978	1974-75
Gopffarth, Bobby L.	1991	1990
Gorder, Charles F.	1948	1946
Gordon, David W. IV	1995	1994
Goss, Nelson H.	1905	1904
Goss, Troy	2008	2007
Gossard, Sander	2009	2008
Goudge, Maurice E.	1927	1926
Gouge, Ethan A.	2007	2006
Gourdine, H. Lamont	1995	1992-93
Gourdeuk, David M.	2016	2013-15
Grady, Ronan C.	1906	1902-03-04-05
Graf, Homer W.	1915	1914
Gragg, Walter L. Jr	1952	1949-50-51
Graham, Andrew T.	1897	1895-96
Graham, Christopher B.	1991	1987-88-89
Graham, Darrell A.	1993	1989-90
Graham, Kelvin F.	1977	1975-76
Graham, Lawrence L. Jr	1963	1960-61-62
Graham, Mason W.	2012	2009-10
Grana, Brian T.	1996	1994
Grandjean, Charles F.	1981	1978
Grant, James S.	1980	1979
Grant, Roger L.	2000	1999
Grant-Johnson, Daniel M.I. Jr.	2017	2016
Graves, Edwin D. Jr	1921	1917-19
Gray, Albert D.	1931	1928-29-30
Gray, Brian T.	2000	1999
Gray, Gary R.	1966	1965
Gray, Louis P. III	1940	1938-39
Grebe, Austin S.	2016	2013-14-15
Green, James H.	1949	1948
Green, John M. III	2006	2003-04-05
Green, Marlin K.	1995	1992
Green, Robert B.	1997	1994-95-96
Greene, Alexander G.	2013	2009-10-11-12
Greene, Brandon J.	2016	2013-14-15
Gremillion, John D.	1993	1992
Grev, Ingar A.	1989	1988
Griffith, Ryan	2009	2008
Grimes, Michael S.	1978	1975
Grissom, Billy M. III	2011	2010
Grizzard, Alton L. (CC)	1991	1987-88-89-90
Guest, Richard P. Jr	1956	1954-55
Guin, David R.	1981	1979
Guise, Chad D.	1994	1991
Guiierrez, David M.	2001	2001

Gulley, Toneo A. (CC)	2017	2013-14-15-16
Gunderson, Richard D.	1938	1936-37
Gunther, Donald L.	1971	1969-70
Gurski, John M. (C)	1953	1950-51-52
Gutekunst, Jon K.	2001	2000
Gutting, John P.	1942	1939-40-41
Guy, Charlie	1946	1945
Gwinn, Dave	1994	1993

★ H ★

Name	Class Yr.	Lettered
Haan, Justin M.	2013	2010
Haberer, Tony	2010	2007-08-09
Hagan, Cliff L.	1982	1980-81
Hagberg, Oscar E.	1931	1929-30
Hailey, JaJuan D.	2019	2016
Haines, Patrick M. Jr.	2002	1999-00
Halbreiner, Carl M.	1974	1972-73
Hale, Timothy E.	1973	1970
Haley, Thomas B.	1930	1929
Hall, John L. Jr	1913	1912
Hall, Matthew	2007	2004-05-06
Halligan, John Jr (C)	1898	1894-95-96-97
Halloran, Shane P.	1995	1992-93-94
Halsey, William F. Jr	1904	1902-03
Hamburger, Harold A.	1946	1942-43-44
Hamilton, Donald W.	1912	1910-11
Hamilton, Ryan J.	2002	1998-99-00
Hamilton, Thomas J.	1927	1924-25-26
Hamilton, William H.	1923	1920-21-22
Hammond, Mark	1996	1994-95
Hampton, Brian C.	2007	2003-04-06
Hamrick, James D.	1973	1971
Hannegan, Edward A. (C)	1928	1925-26-27
Hansell, Michael P.	1976	1974-75
Hansen, Harold D.	1940	1937-38-39
Hansen, John E.	1946	1943-44
Harbold, Robert P. Jr	1934	1932-33
Harden, Matthew S.	1999	1997-98
Harden, Timothy S. (CC)	1975	1972-73-74
Hardin, James T.	1929	1927
Hardison, Robert P. Jr	1961	1959-60
Hardman, Eugene R.	1966	1963-64
Hardwick, Harry J.	1927	1925-26
Harmon, Matthew L.	2009	2006-07-08
Harper, Antron L.	2008	2005-06-07
Harper, Thomas J.	1978	1977
Harrell, John P.	1943	1940-41
Harris, Clarence S. II	2003	2002
Harris, Erik F.C.	2019	2016
Harris, Fernando J.	1996	1993-94-95
Harris, Ryan C.	2017	2014-15-16
Harrison, Homer H.	1915	1912-13-14
Harrison, Thomas W.	1917	1914
Hart, Christopher A. (CC)	1995	1991-92-93-94
Hartnett, Ronald J.	1966	1965
Hartung, Rennick J.	1891	1890
Harvey, John W.	1950	1949
Harwood, Harold A.	1942	1938-39-40
Hasbrouck, Raymond D.	1892	1891
Haskins, Heidi D., (trainer)	1998	1997
Hastings, Todd E.	1984	1981-83
Hatcher, Jack R.	2010	2009
Hathaway, Brian L.	1989	1987-88
Hatzidakis, Kostas J. Jr.	2000	1997-98-99
Hauburger, Jerry	2011	2010
Hauer, Kristian O.	1983	1981

Hauff, Frank W. (C)	1952	1949-50-51
Havassy, Robert	1967	1964-65-66
Hawk, Jacob C.	2019	2016
Hawkins, William F.	1950	1946-47-48
Haworth, William F.	2013	2012
Heap, Bradyn D.	2015	2012-13-14
Heaven, Astor H. III	1997	1995-96
Hebron, John C.	1942	1940
Hecomovich, Michael R.	1971	1968-69
Heflin, Taylor G.	2019	2016
Heimark, Jacob V. (mgr)	1940	1939
Heine, Kenneth A.	1985	1982-83-84
Hempel, Robert E. III	1953	1951-52
Hendershot, Carl D.	1980	1977-78-79
Henderson, Neil M.	1965	1962-63-64
Henderson, Nicholas M.	2010	2009
Henderson, Robert W.	1897	1895-96
Henderson, Weston N.	2013	2011-12
Hendrick, John M.	2015	2013-14
Henry, James B.	1896	1895
Henry, Ralph D.	2004	2001-02-03
Hepp, Edward J. Jr	1967	1966
Hepworth, Robert W.	1955	1953-54
Herlong, George H.	1984	1981-82-83
Herron, Michael S.	1987	1985-86
Herweyer, Willis E.	1990	1987
Hess, Darin (student coach)	2013	2012
Hessel, Edward W.	1937	1935-36
Hester, Lorin E.	1967	1965
Hester, Zachary S.	2016	2015
Hettiger, Matthew W. (mgr.)	2010	2009
Hewitt, John F. (C)	1962	1959-60-61
Hezel, Matthew R. (video)	2006	2005
Hickman, Kevin J.	1995	1991-92-93-94
Higginbotham, D.F.	1974	1972
Higgins, Andrew J	1998	1997
High, Christopher D.	2018	2016
Hilburn, John E.	1969	1967
Hill, Daryl A.	2001	1998-99-00
Hill, Frank K. (C)	1884	1883
Hill, John T.	1942	1940-41
Hill, Raymond K.	1966	1965
Hill, Ward J.	1975	1973
Hills, David F.	2001	2000-01
Himelspach, Steven J.	1993	1990-91-92
Hines, Lionel G.	1994	1992-93
Hines, Trey	2007	2003-04-05-06
Hinman, Edward D.	1999	1998
Hirst, George C.	1925	1924
Hithon, Cary J.	1977	1976
Hlatky, Gregory M.	1991	1988-89-90
Hoch, Christopher M.	1966	1965
Hodrick, Christopher M.	1995	1994
Hoerner, Herbert L.	1927	1925-26
Hoernschmeyer, Robert J.	1949	1945
Hofacre, Timothy R.	1989	1987-88
Hoffman, Patrick J.	1986	1984-85
Hoffmann, Henry A.	1948	1946
Hogan, Travis A. (trainer)	2004	2003
Holden, Thomas J.	1964	1963
Holl, Donald G.	1988	1986-87
Holland, Troy E.	1989	1985-86-87-88
Holley, Stephen L. Jr.	2000	1998-99
Holliday, Daniel K. (mgr.)	2013	2011-12
Hollinger, Anthony K.	1987	1984-85-86
Holloway, Alexander G. (mgr.)	2017	2015-16
Holmberg, Robert A.	1993	1990
Holsinger, Gerald L.	1893	1891
Holtmann, Oscar H.	1918	1916

2017 NAVY FOOTBALL

ALL-TIME LETTERWINNERS

Holzappel, Chad R.	1997	1994-95-96
Homa, Eric J.	2002	1998-99
Hong, Ji H	2012	2009
Honour, Craig G.	1968	1965-66
Honse, John H. Jr	1955	1952
Hoobler, Jeffrey M.	1977	1974-75-76
Hooper, Steven L.	1982	1980
Hopkins, John I. (C)	1956	1953-54-55
Horne, Adam A.	2005	2003
Horne, Alex	2009	2008
Horne, Robert E. Jr	1949	1947-48
Horning, George R.	1902	1899-00
Horton, Jon B.	2014	2013
Howard, Daniel P.	1974	1971-72
Howard, Douglas L. (C)	1906	1902-04-05
Howard, Douglas M.	2000	1998-99
Howard, Winn B.	2018	2015-16
Howe, David B.	1971	1969
Howe, George T.	1914	1911-12-13
Howell, John W.	2013	2010-11-12
Hower, James J.	1957	1955-56
Hoy, Stephen G. (C)	1963	1960-61-62
Huang, Kathy Y. (video)	2004	2003
Hubbard, Gregory W.	1993	1992
Hubbard, William H.	2001	1999-00
Huey, Calvin W.	1967	1964-65
Huffman, George L. Jr	1961	1959-60
Hufft, John C.	1948	1946
Huf, Michael J.	2014	2013
Hufstetter, Beau D.	2001	2000
Hughes, Casey D.	2005	2003
Hughes, Claud W.	1930	1928-29
Hughes, Donald S.	1988	1985-86-87
Hughes, Francis M.	1923	1921
Hughes, William A.	1962	1960-61
Hulson, William T.	1936	1935
Hume, Hillis D.	1945	1942-43
Humiston, Matthew D.	2008	2006-07
Hunt, James C. Jr	1951	1948-49-50
Hunt, Joseph R.	1942	1940
Hunt, Richard C.D. (mgr)	1930	1929
Hunt, Robert G. Jr	1949	1946-47-48
Hunter, Enrico A.	1999	1996-97-98
Hunter, George K. (mgr)	1990	1989
Hunter, Harold T.	2012	2011
Hurley, Thomas B.	1932	1930-31
Hurst, Harry H.	1958	1956-57
Hurt, Phillip	1943	1940-41
Hutcherson, Phillip R.	1976	1974-75
Hutchins, Carlton B.	1926	1925
Hutchins, Charles H.	1936	1935
Huxel, Terrence R. (CC)	1981	1978-79-80
Hyde, Thomas A.	1960	1957-58-59
Hysong, Kenneth B.	1939	1936-37-38

★ | ★

Name	Class Yr.	Lettered
Ikard, William G. II	1948	1946
Ince, Joe	1964	1961-62-63
Ingraham, Duncan N.	1966	1964-65
Ingraham, Duncan N. Jr	1994	1989-90-91-92
Ingram, Homer L.	1914	1913
Ingram, Jonas H.	1907	1906
Ingram, William A. (C)	1920	1916-17-18
Ingram, William T. II	1938	1936-37
Irby, Curtis M.	1988	1986-87
Irons, Jerry W.	2005	2003

Irwin, Noble E.	1891	1890
Iwuj, Jesse	2009	2007-08
Izard, Walter B.	1895	1892-93-94

★ J ★

Name	Class Yr.	Lettered
Jackson, Erasto C.	1997	1993-94
Jackson, Lane	2005	2002-03-04
Jackson, Marcus	2002	1999-00
Jackson, Robert C.	1976	1973-74-75
Jackson, Taylor D.	2019	2016
Jackson, Timothy J.	1982	1981
Jackson, Wesley R. (mgr.)	2011	2009-10
Jacobs, Jared T.	1998	1997
Jamal, Rashad	2002	2000
James, Cory L.	1996	1992
James, George S. Jr	1932	1931
James, William D.	1994	1991-92-93
Jamison, George R.	2015	2013-14
Janke, Christopher D.	1991	1989-90
Janney, Frederick E.	1937	1935-36
Jarvis, Benjamin C.	1939	1936-37-38
Jaskowiak, Derek C.	2003	2001-02
Jefferson, Michael N.	1995	1992-93-94
Jeffery, John M.	2002	2001
Jeffries, John W. (mgr)	1952	1951
Jenkins, Amir A.	2005	2002-03-04
Jenkins, Byron W.	1993	1990
Jenkins, Robert T.	1947	1943-44-45
Jernigan, Gavid D.B.	2016	2015
Jesse, William L.	1948	1946
Jeter, Edward A.	1976	1973-74-75
Jimenez, Michael A.	1989	1987
Johnson, Aaron T.	1990	1989
Johnson, Chandler W. (mgr)	1929	1928
Johnson, Christopher J.	2015	2013-14
Johnson, Christopher L.	1992	1991
Johnson, Clarence W.	1918	1915
Johnson, Corey	2008	2007-08
Johnson, Jeffrey A. (CC)	1984	1981-82-83
Johnson, Moulton K.	1894	1890-91-92
Johnson, Robert S.	1973	1970-71-72
Johnson, Willis O.	1931	1930
Johnston, Nathan C.	1997	1996
Johnston, Robert K.	1934	1932-33
Johnston, Roe H.	1945	1942-43
Jokanovich, Peter	1958	1955-56-57
Jones, Arthur C. (mgr)	1933	1932
Jones, Bobby R.	2001	1998-99-00
Jones, Brandon D.	2018	2014-15-16
Jones, Carlton D. (mgr)	1998	1997
Jones, Gregory D.	2011	2009-10
Jones, Herbert A.	1907	1903-06
Jones, Herbert S.	1916	1914
Jones, Hunter K. (st. coach)	1997	1996
Jones, Joshua D.	2013	2011
Jones, Raymond E.	1909	1907-08
Jones, Richard H.	1916	1914
Jones, Richard S.	2000	1999
Jones, Ronald F.	1989	1987
Jones, Sandy A.	1979	1977-78
Jones, Quinton D. (mgr)	1998	1997
Jordan, Carl C.	1989	1987-88
Jordan, Justin R.	2001	1999-00
Jordan, Michael Jr	1982	1980-81
Jordan, Timothy J. (CC)	1982	1980-81
Joseforsky, David C.	1997	1995-96

Judge, Thomas J.	1986	1984
Juriga, Jacob T.	2013	2011-12 (coach)

★ K ★

Name	Class Yr.	Lettered
Kaheaku-Enhada, Kaipo-Noa	2009	2005-06-07-08
Kanakis, Mark R.	1983	1982
Kane, Denis J.	1998	1995-96-97
Kane, Ira W.	1953	1950-51
Kane, William R.	1933	1931-32
Kanuch, John S.	1959	1956-57-58
Karalis, Darius C.	1974	1971-72
Karns, Franklin D.	1895	1893-94
Kaslik, Matthew D.	1995	1992-93-94
Kaupiko, Reyn	2008	2007
Kavanagh, A.G.	1894	1892-93
Kearney, Sean P.	2007	2006
Keating, Travis M. (coach)	2013	2012
Kelley, LaVaugh Jr.	2005	2002-03-04
Kellner, Gary E.	1964	1960-61-63
Kelley, Grant B (video)	2017	2016
Kelly, John F.	1982	1979
Kelly, Michael	2017	2015-16
Kelly, Michael T.	1976	1973
Kelly, Robert J.	1949	1945
Kendrick-Holmes, Clayton	1992	1990-91
Kennedy, Brian S.	2000	1999
Kennedy, John C.	1982	1981
Kennedy, Robert N.	1916	1914
Kenton, Bruce H.	1965	1962-63-64
Kercher, Merrill A.	1916	1915
Kerr, John S.	1977	1973
Kettani, Eric N.	2009	2006-07-08
Key, Harry N. Jr	1948	1947
Kiefer, Mark L.	1989	1986-87
Killeen, Calhoun J.	1949	1946
Kim, Phillip M. (mgr.)	2001	1999
Kim, Roger M. (mgr.)	2009	2007
Kimball, Billy (mgr.)	2017	2016
Kimball, Henry S.	1896	1893-94-95
Kimbro, Christopher K.	2008	2005
Kindler, Blaine R.	1999	1997-98
King, Caleb N.	2012	2009-10-11
King, Clyde W.	1922	1919-20-21
King, David P.	1980	1976
King, Matthew R.	2001	2000
King, Drexel R.	2009	2005-06-07-08
King, Thomas S. Jr	1936	1934-35
King, T. Starr (C)	1911	1909-10
Kirby, Matthew	1986	1984
Kircher, Michael J.	1990	1988-89
Kirk, James A.	1990	1986-88-89
Kirkland, Andrew M.	1991	1988-89-90
Kirkpatrick, Charles E.	1931	1930
Kirn, Louis J.	1932	1929-30-31
Kirwan, Gregory W.	1997	1996
Kiser, Charles A.	1947	1944-45
Klawinski, Lawrence J. (CC)	1980	1976-77-78-79
Klein, Charles C.	1980	1977-78-79
Klemencic, Steven E.	1982	1981
Klemick, Ronald J.	1963	1961-62
Kmieci, Kenneth P.	1986	1985
Knoizen, Arthur K.	1949	1947-48
Knotts, George F.	1954	1953
Knox, Arthur C.	1944	1941-42
Kocisko, Lawrence M.	1965	1963-64
Koehler, Ben G.	1922	1919-20-21

2017 NAVY FOOTBALL

ALL-TIME LETTERWINNERS

Koepke, Lyle L. (C)	1930	1928-29
Koffi, James R. (manager)	2007	2005-06
Kohlhas, Albert P. Jr	1930	1928-29
Konrad, Edmond G.	1932	1931
Korn, Jeffrey	1983	1981
Kotulski, Edward P., Jr.	2006	2005
Kowalkoski, Steven A.	1985	1984
Kozinski, Kenneth E. (mgr.)	2012	2010-11
Koziszech, Albert J.	1955	1952-53
Kozub, Michael D.	1993	1990-91-92
Krah, Myer M. II	2016	2013-14-15
Kral, Theodore C.	1969	1966-68
Krebs, Conor R. (video)	2012	2010-11
Krebs, Gary L.	1965	1964
Kreh, Richard E.	1994	1993
Krekich, Alexander J.	1964	1961-62-63
Kremer, Steven R.	1979	1976-77-78
Kriner, George C.	1915	1914
Kronzer, Michael J.	1981	1978-79-80
Krstich, Jeffrey J. (CC)	1970	1968-69
Krulis, Richard P.	1968	1967
Kuberski, Robert K. Jr	1993	1990-91-92
Kubiak, James A. (CC)	1995	1991-93-94
Kuhar-Piters, Chris	2008	2007
Kukowski, Theodore T.	1953	1950-51
Kunda, David M.	2002	1999
Kurowski, John M.	1978	1975-76-77
Kwon, Nathan C. (video)	2016	2015

★ L ★

Name	Class Yr.	Lettered
Laboon, John F. Jr	1944	1942
LaForce, Thomas W.	1969	1968
Lam, Jeffrey Q.	2002	2001
Lambert, Asad R.	2002	1999-00
Lambert, George S.	1935	1933-34
Lambert, John F.	1964	1961
Lammers, Jeffrey R.	1971	1968-69
Lammers, Roger A.	1968	1965-66-67
Land, Emory S.	1902	1898-99-00-01
Landau, Harry J.	1970	1969
Landis, Irwin F.	1897	1896
Lane, Gary D.	2000	1997-98-99
Lane, George A.	2004	2001-02-03
Lane, Max A.	1994	1991-92-93
Lane, Rufus H.	1891	1890
Lang, Charles J.	1893	1892
Lange, Edward C.	1909	1907-08
Langis, Benjamin A.	2000	1999
Lanning, Roger B.	1973	1970-71-72
Lark, Andrew	2010	2007-09
Lark, David W.	1997	1996
Larocca, Bart B.	1991	1987-88-89-90
Larson, Michael (mgr.)	2014	2013
Larson, Emery E. (C)	1922	1919-20-21
Laskey, Beau D.	1992	1988-89
Lassman, Abraham J.	1971	1969
Laster, Terrence S. Jr.	2018	2016
Lauletta, Joseph C. Jr	1987	1986
Lauletta, Lex	1981	1979-80
Laurenzo, Roland D.	1969	1967-68
Lawrence, Randlett T.	1949	1946-47-48
Laws, George W.	1891	1890
Leach, James A.	1954	1952-53
Leahy, John P.	1951	1950
Leaman, Stephen J.	1969	1968
LeBlanc, Jean M. (mgr)	1992	1991

LeDoux, John C.	1948	1946
Lee, Chester M.	1942	1939-41
Lee, Holman Jr	1935	1933-34
Leerberg, Robert N.	1974	1971-72
Legg, Max E.	1974	1971-72-73
Lehfeldt, Henry A.	1898	1895
Leighton, Frank T.	1909	1907-08
Leiser, Thomas C.	1967	1964-65-66
Lenar, Jeffrey J. Jr.	2010	2009
Leniz, August W. (C)	1926	1922-23-24-25
Lenz, Clifford A.	1941	1938-39-40
Leonard, Harry R.	1914	1912-13
Leonard, Robert E.	1942	1939-40-41
Lepore, Christopher M.	2001	1998-99-00
Lerch, David R.	1990	1988-89
Leslie, Gene E.	1949	1946-48
Leszczynski, Robert M.	1979	1976-77-78
Lettieri, Michael F.	1969	1968
Levensky, Sol E.	1926	1923
Lewellyn, Michael C.	2018	2015
Lewis, Kevin R.	1998	1995-96-97
Lewis, Paul S.	1972	1971
Lillefloren, David B.	1992	1990-91
Limbert, Jonathan E.	1999	1997-98
Lind, James J.	1975	1973-74
Lindbeck, John A.	1942	1941
Lindsey, Robert S.	2018	2015
Lippard, James F. Jr	1978	1976-77
Lipsey, Stephen A.	1994	1992-93
Lipsky, Raymond B. Jr	1995	1994
Lisante, Keith M.	2008	2004
Little, Keenan O.	2007	2003-04-05-06
Lloyd, Russell	1930	1926-27-28
Lobb, John E.	1986	1984-85
Lofin, Frannk	1911	1909-10
Lohr, David M.	1968	1966-67
Long, Byron A.	1901	1898-99-00
Long, Mark R.	1985	1983-84
Lopez, Joy M. (mgr.)	2010	2009
Love, Mark E.	1997	1993-94
Lowe, David E.	1990	1986-87-88-89
Lowe, Ruper B.	1922	1919
Lowell, Robert E.	1953	1950-52
Lowhorn, Christina (mgr.)	2007	2006
Loya, David V.	1998	1995-96-97
Lucas, David W.	1973	1971
Lucci, Anthony G.	1961	1960
Luper, James A.	1961	1960
Lydick, Clayton W.	2011	2010
Lynch, Frank C. Jr	1938	1935-36-37
Lynch, Shawn E.	2014	2011-12-13
Lynch, Thomas C. (C)	1964	1961-62-63
Lynch, Tyler P.	2013	2012

★ M ★

Name	Class Yr.	Lettered
MacArthur, Malcolm	1935	1932
MacCauley, Edward (C)	1896	1892-93-94-95
MacCauley, Edward Jr	1896	1893-94-95
MacCarthy, Albert H.	1897	1896
MacFarlane, Dirk N.	1986	1983-84-85
MacKay, Brian H. (mgr)	1979	1978
Macklin, Charles F.	1892	1890-91
Macy, Ulysses S.	1898	1897
Madden, Brian P.	2002	1999-01
Maddox, John	2009	2008
Magee, Sean T.	2004	2003

Maginn, James J.	1964	1962
Magruder, Cary W.	1908	1907
Maier, Michael A.	1990	1988-89
Mahler, Eric R.	2014	2013
Mahoney, David W.	2007	2003-04-05-06
Mahoney, George C.	1950	1949
Malcolm, Everett A.	1941	1939-40
Males, Nathaniel J. (Mgr.)	2015	2014
Malinowski, Edward F. (CC)	2002	2000-01
Malyinn, Edward E.	1957	1955-56
Mandelkorn, Robert S.	1935	1934
Mangold, John F.	1948	1946
Mankowich, Paul	1960	1959
Manley, Rufus.	1901	1898-99-00
Manning, Charles S Jr.	1936	1935
Maples, Hayden C.	2014	2013
Marchetti, Michael J.	2000	1998-99
Marchetti, Ronald A.	1970	1969
Marchildon, Michael J.	1988	1986-87
Markel, Arthur L.	1948	1945-46-47
Markoff, Nicholas S.	1964	1961-62-63
Markovsky, Michael Y.	2016	2012
Marks, Jared R.	2012	2009-10-11
Markulis, George J.	1975	1972-73-74
Marlin, Frederick R. Jr (C)	1965	1962-63-64
Marquardt, Walter E. Jr	1949	1948
Marshall, Albert W.	1896	1893-94-95
Marshall, Richard C.	2010	2009
Martin, Benjamin S.	1946	1942-43-44
Martin, Evan A.	2018	2016
Martin, Doug E.	2000	1999
Martin, Eddie L. Jr.	2007	2006
Martin, Evan A.	2018	2014-15
Martin, Harold M.	1919	1915-16-17
Martin, Nicholas H. (mgr.)	2016	2014
Martin, Shaka A.	2002	1998-99
Martin, John T.	1946	1943-44
Martinez, Nicholas A.	2016	2015
Martinez, Dana C.	1979	1978
Martinez, James R.	1958	1956-57
Massie, Joshua J.	1999	1998
Mason, Amos R.	2017	2014-15-16
Mason, William B. Jr	1937	1935-36
Mason, William J. (CC)	1992	1989-90-91
Matalavage, Joseph A. (C)	1961	1958-59-60
Mather, George W.	1969	1967
Mather, Gregory A.	1962	1959-60-61
Mathews, Bob O.	1924	1922-23
Mathews, Benjamin C.	2004	2000-01-02-03
Mathews, Samuel J.	2006	2002
Mathews, Michael A.	2010	2009
Matthes, Michael J.	1981	1978-79-80
Mattix, Kevin S.	1994	1992-93
Mauro, Anthony J.	1984	1983
Mauro, Charles T. Jr	1930	1929
Maxfield, James G.	1960	1958-59
Maxson, Willis E. III	1943	1940-41
May, Leonard J.	1974	1971-72-73
Mayfield, Albert II	1973	1970-71
Mayo, Louis H.	1940	1937-38-39
McAndrew, Thomas T.	2000	1999
McBeth, Vincent D. (CC)	1987	1983-84-85-86
McBryde, J Doak	1996	1993-94-95
McCall, Dennis C. (CC)	1983	1981-82
McCallister, Frank F. (CC)	1981	1978-79-80
McCallum, Napoleon A. (CC)	1985	1981-82-83-84-85
McCauley, Aaron M.	2012	2009-10
McCauley, John W.	2012	2011
McCarty, Douglas J.	1965	1962-64

2017 NAVY FOOTBALL

ALL-TIME LETTERWINNERS

McClain, William J.	1948	1946	Meredith, Ian C.	2010	2009	Moore, Ben A. Jr	1948	1947
McClarin, Robert O. III	2005	2002-03-04	Merino, Edward B.	1965	1962	Moore, Edward P.	1921	1919-20
McClintic, William S.	1905	1904	Merrill, John	1980	1976-77-78-79	Moore, Michael T.	1985	1984
McClinton, Robert B.	1948	1946	Merring, Harry L.	1911	1910	Moore, Ricky	2009	2008
McCloud, Rashad A. (mgr.)	2001	2000	Merritt, Darwin R.	1895	1894	Moore, Robert L. Jr	1982	1981
McCoach, Edwin S.	1915	1914	Merritt, Richard J.	1964	1961-63	Moore, Stephen D.	1964	1962-63
McConkey, Philip J. (CC)	1979	1976-77-78	Metcalf, Manuel J.	1999	1997-98	Moore, William T. III	1972	1969-70-71
McConnell, Riley F.	1907	1903-04-05-06	Metcalf, Victor N.	1906	1903-04-05	Moosally, Fred P. Jr	1966	1964-65
McCool, Patrick R.	1956	1954-55	Metzger, Thomas D.	1986	1984-85	Moosally, Robert T.	1970	1967-68
McCormack, Michael J.	1895	1892-93-94	Meyer, George R. (C)	1910	1906-07-08-09	Morales, William	1982	1981
McCormick, Kevin S. Jr. (SC)	2002	2001	Meyer, Victor A.	1962	1960-61	Moret, Paul	1930	1927-28-29
McCormick, Patrick J.	1978	1976-77	Meyers, Charles L. Jr	1980	1977-78-79	Morgan, Desmond E.	1999	1996
McCowan, Robert C.	1953	1950-51	Meyers, Edward A. (CC)	1982	1979-80-81	Moring, William E. (mgr)	1931	1930
McCoy, Byron M.	2007	2004-05-06	Michael, Herbert H.	1904	1902-03	Morrell, Richard W. II	1972	1969
McCoy, Chris C. (CC)	1998	1995-96-97	Michalowicz, Andrew T.	2004	2003	Morrell, Rivers J. Jr (C)	1937	1934-35-36
McCoy, Kevin A.	2018	2015-16	Mickelson, John R.	1965	1964	Morris, Joseph D. (mgr.)	2006	2003-04-05
McCray, Jason R.	2001	1997	Middleton, Wyatt	2011	2007-08-09-10	Morris, Maurice A.	2017	2015-16
McCrea, Victor B.	1932	1931	Mier, Keith C.	1999	1997	Morrison, Kenneth R., II	2006	2005
McCulley, Thomas K.	1979	1978	Mietus, Brett W.	1992	1991	Morrison, Robert K. (mgr)	1989	1987
McCully, Alvin C.	1950	1946-47-48	Mikal, Randy A.	1974	1971-72-73	Mosher, Chris S.	1988	1986-87
McDaniel, Scott E.	1968	1967	Miles, Arthur C. (C)	1916	1914-15	Moss, Samuel P. II	2005	2002-03-04
McDonald, Bryce A.	2003	2000-01-02	Miles, Jeremy T.	2010	2006	Mott, Gerald P.	1968	1967
McDonald, Harold W.	1935	1934	Miletich, Charles A. (C)	1974	1972-73	Moultrie, Kwame N.	1993	1989-90
McDonald, Robert P.	1952	1949-50	Milke, Auslin	2010	2008-09	Mouton, Kendrick R.	2017	2016
McDonald, Ronald K.	1984	1982-83	Mill, James L.	1995	1993-94	Muczynski, Lawrence M.	1976	1975
McElhannon, Sean R.	2005	2004	Mill, Mark K.	1999	1996-97-98	Mueck, Andrew B.	1988	1986-87
McElroy, Robert L.	1949	1948	Millen, Timothy J.	1990	1989	Murphy, Gregory B.	1970	1967
McElwee, Robert T.	1957	1956	Miller, Alvin B.	1979	1977-78	Murray, Alexander J.	2000	1999
McFarland, Alan R.	1938	1935-37	Miller, Charles H. III (mgr)	1954	1953	Murray, Hugh Q. (C)	1934	1931-32-33
McGee, Michael P.	2001	1998-99-00	Miller, Clair L.	1929	1927-28	Murray, Roger G.	1922	1918-19
McGinn, Andrew B.	2009	2007	Miller, David C.	1934	1932-33	Murray, Terrence P.	1968	1965-66-67
McGinnis, Mark N.	1993	1991-92	Miller, Donnell T.	2014	2011-12	Murray, Vince M.	2011	2009-10
McGoldrick, Brian P.	1989	1986-87	Miller, James	1944	1942	Murtha, Robert C.	1981	1979-80
McGowan, Eric J. (CC)	1993	1991-92	Miller, John D.	1937	1935-36	Musser, Michael A. (CC)	1988	1985-86-87
McGown, Jeremy L.	2007	2003-04-05-06	Miller, Leon E.	1978	1976-77	Mustin, Henry C.	1896	1895
McGrath, Thomas P.	1940	1938-39	Miller, Mark D.	1986	1984-85	Myers, Damon L.	1999	1998
McGregor, Rob R.	1991	1990	Miller, Martin	1936	1935	Myers, Gary D. Jr.	2012	2009-10-11
McGrew, Patrick J.	1998	1994-95-96-97	Millican, William J.	1928	1925-26	Mygas, Nicholas F. (CC)	1979	1976-77-78
McGriff, Dexter (mgr.)	2018	2016	Mills, Earl W.	1918	1914-15			
McIlravy, Michael A.	2003	2001-02	Milo, Gregg C.	1980	1976-77-78-79			
McIlvain, Jamison D.	2000	1998-99	Milo, Michael G.	1988	1985			
McIntosh, Gary A.	1991	1988-90	Milo, Michael J.	1972	1970			
McKee, Ira C.	1924	1920-21-22-23	Minamyer, Bryce A.	1996	1994-95			
McKee, Wayne H.	1958	1956-57	Mini, James H.	1935	1934			
McKenna, John J.	1987	1985-86	Minisi, Anthony S.	1949	1945			
McKeon, Thomas J.	1969	1967-68	Minter, Marshaun D.	2005	2001			
McKeown, Ronald E.	1961	1960	Minvielle, Alphonse	1938	1937			
McKinney, Stephen B.	1907	1904-06	Misch, Robert C.	1987	1984-85-86			
McKinney, William L.	1971	1968-69-70	Mitchell, Kwesi A.	2012	2009-10-11			
McKissick, Charles N.	1999	1998	Mitchell, Ralph J.	1915	1913-14			
McLaughlin, Matthew J.	2005	2004	Mitchell, Troy M.	1983	1979-81-82			
McLaughlin, Michael E.	1981	1978-79-80	Moak, Stanley T. (mgr)	1947	1945			
McMechan, Zachary C.	1994	1993	Moehring, Bennett J.	2019	2016			
McMenamin, James P.	2007	2006	Moeller, Chester C. II (CC)	1976	1973-74-75			
McNair, Frederick V. Jr	1903	1901-02	Mohn, William T. Jr	1957	1955			
McNallen, John M.	1971	1968-69-70	Mokan, Leonard M.	1976	1973-74-75			
McReavy, Clarence J.	1914	1911-12-13	Mollahan, Mike (trnr)	1993	1993			
McTavish, Kevin C.	1980	1979	Molloy, Matthew C.	2011	2008-09-10			
McTighe, John A.	1943	1940	Monahan, John P. (C)	1955	1952-53-54			
McVey, William J.	1944	1942	Monclovich, Milan	1959	1957-58			
Meagher, Patrick C. Jr	1991	1990	Moncure, Samuel P.	1932	1931			
Meek, Joshua D.	2008	2006-07	Monson, Scott A.	1971	1969			
Meier, Marc. A.	2016	2014	Montgomery, Donald	1974	1971-72-73			
Meisel, William J.	1958	1956-57	Montgomery, Warren G.	1944	1942			
Meister, John T.	1971	1968-69-70	Montgomery, William M.	1942	1939			
Meraz, William P.	2005	2004	Monto, Olgett V.	1957	1955-56			
Mercer, Steven S., II	2003	2000-01	Monts, Jason A.	2006	2005			
Merchant, Elijah A.	2018	2015-16	Moody, Grant A.	2003	2001-02			
Merchant, Emmett	2011	2008-09-10	Moody, Roscoe C.	1894	1893			

★ N ★

Name	Class Yr.	Lettered
Nagy, George S. (mgr)	1981	1980
Nardi, Glen E.	1973	1970-71-72
Nealon, Thomas F.	1948	1946
Nechak, Matt	2010	2007-08-09
Nelson, Matthew B.	2000	1997
Nelson, Marco	2006	2003-04-05
Nelson, Scott K.	1984	1983
Nelson, Wayne S.	1945	1943
Nelson, Y. Omar	1997	1994-95-96
Nettles, Bwerani N.	2002	1998
Neumann, Jon F.	1991	1987
Neville, Thomas J.	1995	1993-94
Newkirk, Gregory D.	1993	1992
Newman, Phillip L.	1976	1975
Newsome, Kevin J.	2007	2003
Newton, William H. III	1969	1966-68
Nichols, Casey	2009	2008
Nicholls, William .M.	1914	1911-13
Nichols, Clark A. III	1989	1987
Nichols, Newton L. (C)	1902	1898-99-00-01
Niles, Elmer K.	1910	1909
Nixon, Hugh E.	1980	1976-77-78-79
Njiki, Laurent N.T.	2019	2016
Nobers, John J.	1988	1987
Norris, Edwin A.	1925	1922
Northcroft, Percy W. (C)	1909	1905-06-07-08

2017 NAVY FOOTBALL

ALL-TIME LETTERWINNERS

Norton, Justin C.	2018	2016
Norton, Phillip G.	1966	1964-65
Nowak, Gary S.	1973	1971-72
Noyes, Victor P.	1924	1920-21
Nurthern, John M. II	2013	2011-12
Nye, Matthew J.	2003	2001-02



Name	Class Yr.	Lettered
Oak, Edson C.	1904	1901-02-03
O'Boyle, John F.	2013	2011-12
O'Brien, Thomas P. Jr	1971	1968-69-70
O'Connell, Timothy D.	1972	1969
O'Donnell, James D.	1991	1990
O'Donnell, Matthew M.	2000	1997-98-99
O'Regan, William V.	1923	1922
O'Shaughnessy, Michael J.	1973	1970-71-72
Obanor, Noruwa A.	2020	2016
Oberlander, Matthew J.	2008	2006-07
Oberle, John H.	1984	1980-81-82-83
Obermeyer, Dustin M.	2001	2000
Ogden, F. Byron (CC)	1992	1989-90-91
Ogden, Michael E.	1998	1995-96-97
Ogden, Stephen E.	1973	1970-71-72
Ohanian, Arthur J.	1979	1976-77-78
Oldham, Edwin W. (C)	1958	1955-56-57
Oliver, Christian T.	2000	1997-98-99
Oliver, Robert E.	1985	1982
Olson, David E.	1991	1990
Olson, Kenneth	1982	1981
Olson, Richard L. (C)	1954	1951-52-53
Opp, Richard D. Jr	1942	1939-40-41
Optekar, Peter S.	1963	1961-62
Orlosky, Robert A.	1964	1961-62-63
Orr, Edward A. Jr	1965	1963-64
Orr, John J.	1919	1915-16-18
Osborn, Wendell G.	1927	1924-25-26
Osterhaus, Hugo W.	1900	1899
Oswald, Peter G.	1984	1981-82-83
Ott, Douglas J. (mgr.)	2016	2014-15
Otto, Nathaniel E.	2015	2014
Ounsworth, James A.	1964	1963
Overesch, Harvey E. (C)	1915	1912-13-14
Owen, James L.	1956	1954-55
Owens, Isaiah H.	1976	1973-74-75
Owens, Lamar S. (CC)	2006	2003-04-05
Owens, Robert A.	1952	1949-50-51
Owmy, Joseph	2003	2001-02



Name	Class Yr.	Lettered
Pace, Jason R.	1991	1989-90
Padberg, Richard G.	1954	1953
Pagel, Rick A.	1984	1982-83
Pagnanelli, Marco A.	1984	1981-82
Paige, Henry R.	1927	1926
Palelei, Evan F.	2014	2012-13
Palmer, Leigh C.	1896	1895
Palmer, Steven L. (CC)	1993	1991-92
Palmore, Darren A.	2018	2014-2015-16
Pangrazio, Ronald B. (CC)	1989	1987-88
Papajohn, Gregory C.	1982	1978-79-80-81
Papak, Robert D.	1976	1973-74-75
Papetti, Joseph M.	1985	1982-83-84
Papp, David G.	1995	1992

Pariseau, Richard R.	1960	1958-59
Parish, Elliott W. Jr	1929	1927
Parker, Paul T.	1989	1987
Parr, William S.	1923	1920-21-22
Parsons, Tom D.	1949	1948
Paskewich, Franklyn K.	1965	1962-63-64
Paulk, Thomas M. (CC)	1980	1976-77-78-79
Pauls, Artie	2009	2008
Paulson, Ryan S.	2013	2010-11-12
Peace, Travis A.	2003	2001-02
Pearson, Donald B.	2016	2013
Pearson, Henry A.	1893	1889-90-91-92
Pease, Andrew J.	1973	1970-71-72
Peemoeller, Jangsoo	2001	2000
Pellett, William H.	1942	1940
Peltier, Albert R.	1989	1988
Penrose, Luke W.	2006	2005
Perkins, Jack C.	1954	1952-53
Perry, Lyman S.	1920	1916-18
Pearson, Andrew M.	1996	1992-93-94-95
Person, Christopher J.	1998	1997
Person, Daniel W.	2003	2001-02
Person, Joseph P.	2007	2005-06
Pertel, Joseph A.	1953	1950-51-52
Pescaia, Damon K Jr	2013	2012
Pescaia, Micah D.K.	2016	2014-15
Peters, Daniel J.	2004	2003
Peters, Steven B.	1984	1981-82-83
Peterson, Chad	2009	2008
Peterson, Cody	2014	2012-13
Peterson, Derek T.	1999	1997
Peterson, Jake M. (video)	2011	2010
Peterson, J. Todd	1992	1989
Peterson, Kenneth D.	1957	1956
Peterson, Mell A.	1930	1928
Pettit, James W. Jr	1947	1943-44-45
Philbin, Patrick J.	1965	1963-64
Phillips, Dennis R.	2005	2003-04
Phillips, Michael R.	1974	1973
Piccioni, Anthony J.	2007	2004-05-06
Pickrell, Robert M.	1946	1944
Pidgeon, Danny T.	1994	1990-91-92-93
Pierce, Robert A.	1928	1925-26
Pierce, Walter C. Jr	1963	1961-62
Piersol, William B.	1908	1904-05-06-07
Pierson, Edward F.	1985	1982
Pihl, Eric R.	1990	1989
Pike, Daniel L. (CC)	1970	1967-68-69
Pilli, John F. Jr	1973	1971-72
Pimpo, David R.	1986	1983-84-85
Pimpo, Mark R. (CC)	1989	1986-87-88
Pittman, Jackson R.	2020	2016
Pitzen, Wayne (mgr.)	2008	2006-07
Plantz, Robert N.	1987	1984-85-86
Plaskonos, Neal P.	1997	1995-96
Player, Heber	1938	1936-37
Pliske, David A.	1993	1992
Poirier, Phillip L. Jr	1976	1974-75
Polamal, Maika F.	2015	2012-14
Polanco, Aaron K. (CC)	2005	2002-03-04
Polanco, James R.	2006	2005
Polatty, Donald P. (mgr)	1941	1940
Pollio, Jennifer L. (mgr.)	2004	2003
Polly, Richard K.	1972	1970-71
Polu, Jarvis T.	2019	2015-16
Ponseigo, Andrew C. (CC)	1984	1980-81-82-83
Poole, Francis X.	1968	1966
Porterfield, Richard B. (C)	1972	1969-70-71
Pospisil, Ross	2010	2007-08-09

Poston, Mark T.	1978	1974-75-76
Potter, Miles B.	1969	1967
Poulter, Thomas R.	1997	1994-95-96
Powell, Joseph W. (C)	1897	1894-95-96
Powell, Josiah I	2017	2015-16
Powell, Lucien C. (C)	1939	1936-37-38
Powers, Robert B.	1980	1977-78-79
Powers, William L. Jr	1951	1948-49-50
Prahalis, Constantinus P.	1957	1956
Prather, Daniel W.	1992	1991
Pratt, Richard R.	1936	1934-35
Pray, Ralph M.	1933	1931-32
Preston, Torri R.	2012	2011
Price, Dujan A.	2007	2003-04-05-06
Pritchard, John L.	1961	1960
Pridham, Joshua	2005	2004
Prinz, Scott M.	1990	1987-88-89
Pritchard, Thomas J.	1995	1991-92
Pritchett, Matthew E.	2007	2005-06
Proctor, Kriss W.	2012	2009-10-11
Protin, James A. (trnr)	1988	1987
Puglia, Charles J.	1994	1992-93
Purifoy, Rodney R.	1992	1989-90-91
Putkonen, Edwin A.	1957	1955-56
Pyfrom, Richard H.	2007	2006



Name	Class Yr.	Lettered
Quessenberry, Paul W.	2015	2012-13-14
Quinlan, Scott M.	1986	1985
Quinn, Cauldon D.	1997	1995



Name	Class Yr.	Lettered
Raby, James J.	1895	1894
Raiford, Michael U.	2018	2014-15-16
Ralston, Byron B.	1914	1911-12-13
Rampani, Brandon M.	2002	1999
Rankin, Bolton S.	1936	1933
Ransford, Howard F.	1928	1925-26-27
Rasmussen, Evan R.	1974	1971
Raster, John M.	1955	1951-52
Rautenbach, David R.	2000	1998-99
Ray, Martin H. Jr	1934	1933
Ray, Michael J.	1987	1984-85-86
Read, Ryan S.	2001	1998
Read, Semmes	1902	1899-00-01
Reader, John V.	1974	1973
Reagan, Jordan	2008	2007
Reagan, Robert (video)	2007	2006
Reagens, Elliott Jr	1982	1979-80-81
Reaghard, Christopher A.	1995	1993-94
Reardon, Matthew G.	1991	1990
Reaver, Sean G.	2016	2013-14-15
Red, Richard P.	1969	1966-67
Reddick, Hunter	2007	2004
Redman, Joseph R.	1914	1911-12-13
Redvict, Pfunandre C.	1978	1976-77
Reed, Gary E.	1975	1973-74
Reedy, James R. (C)	1933	1930-31-32
Rees, Albert S.	1906	1903-04-05
Reese, Eugene	2003	1999-00-02
Reese, Evan P.	1960	1958
Reeves, John R.	1973	1970-71
Reeves, Joseph M.	1894	1892-93

2017 NAVY FOOTBALL

ALL-TIME LETTERWINNERS

Regas, Lloyd C.	2006	2005	Rushing, J. Mitchell	1983	1979	Schwelm, Karl T.	1971	1968-69-70
Rehrig, Thomas L. (mgr)	1978	1977	Russell, Roy K.	1948	1946-47	Schwind, Thomas K.	2005	2001-02-04
Reid, Edward P.	1978	1977	Ruth, John	1958	1956-57	Schwoeffermann, Robert	1948	1946-47
Reider, Scott	2009	2007-08	Rutherford, Eric R. (CC)	1985	1982-83-84	Sciba, William L. Jr	1969	1966-67
Reifel, William M.	1917	1916	Ryan, James J.	1966	1964	Scolpino, Frank J. Jr	1953	1949
Reifsnider, Lawrence F.	1910	1907-08-09	Ryan, Jarid J.V.	2019	2016	Scornavacchi, Matthew R.	1996	1993-94-95
Reifsnyder, Robert H.	1959	1956-57	Ryan, Joseph N.	2013	2012	Scott, Clyde L.	1949	1944-45
Reimann, Charles J.	1938	1936-37	Ryan, Kevin P.	1978	1976-77	Scott, Craig S.	2018	2015-16
Reinicke, Frederick G.	1910	1907-08-09	Ryan, Philip J. (C)	1950	1946-47-48-49	Scott, Jeffrey J.	1976	1974-75
Reitzel, Fred P.	1981	1978-79-80	Ryder, Blaze K.	2016	2013-14-15	Scott, Kerwin C. Jr.	2007	2006
Renick, Warren T.	1994	1992-93	Ryder, Wave K.	2014	2011-12-13	Scott, Richard U. (C)	1948	1945-46-47
Renneman, Robert A.	1951	1948-49	Ryno, Dan	2002	2001	Scott, Ross A.	1998	1994-95-96
Reppar, Gregory A.	1990	1987-89	Ryno, David J.	2000	1997-98-99	Scott, Stephen D.	1977	1976
Reyes, Ronel C.	1999	1998	Ryno, Thomas A.	1997	1996	Screen, James P.	1994	1992-93
Reynolds, Keenan M.	2016	2012-13-14-15				Scrivener, Orlin R.	1966	1965
Rhoads, Gary G.	1973	1970-71-72				Sealey, Reginald M.	2005	2004
Rhodes, Douglas T.	1985	1983-84				Sears, Gregg G.	1985	1981-82-83-84
Richardson, DeVon	2013	2010				Seaward, Randall A.	1975	1973-74
Richardson, Lonnie	2015	2013				Seeley, George H.	1950	1949
Richardson, L.C.	1897	1896				Seoane, Steven M.	1993	1992
Richardson, W.A.	1910	1906-08-09				Servello, Jeffrey T. (mgr.)	2002	2000
Ricketts, Claude V.	1929	1928				Severson, Eric D.	2002	2000-01
Ridderhof, David M.	1950	1949				Shafer, Richard W.	1940	1939
Riester, John E.	1954	1952-53				Shaffer, John N.	1935	1934
Rigby, Aaron J.	1998	1996-97				Shafroth, John F.	1908	1905
Riggins, Michael P.	1994	1990-92-93				Shalov, Holden S. (mgr.)	2012	2011
Ring, Daniel H.	2015	2012				Shalov, Samuel A. (mgr)	2017	2015-16
Ringenberg, George W.	1943	1940				Shannon, Jarred P.	2012	2010-11
Roban, Michael J.	1978	1974				Shannon, Rickard W.	1950	1948
Robbins, Jeremiah L.	2017	2016				Shapley, Alan	1927	1923-24-25-26
Roberts, Bayard IV	2010	2009				Sharp, Curtis W.	2009	2006-07-08
Roberts, Eric B.	2005	2002-03-04				Sharperson, Carl H. Jr	1976	1973
Roberts, Wade H. Jr	1968	1966				Shaw, David W.	1994	1991-92-93
Roberts, Wolcott	1920	1916-17-18				Shaw, James C. (mgr)	1936	1934-35
Robertshaw, Louis B. (C)	1936	1933-34-35				Shea, William H.	1900	1896-97-98
Robertson, David C.	1971	1969				Shepard, William B. Jr	1945	1943
Robertson, Hulian P.	1967	1966				Sheppard, James M.	1970	1967-68
Robillard, Daniel R. (video)	2012	2011				Sher, Thomas S.	1970	1967-68-69
Robinson, Charles	1974	1971-72-73				Sherlock, Michael J.	1981	1979-80
Robinson, Dell	2008	2007				Sherwood, Garrott B. (coach)	2013	2012
Robinson, Edward	2016	2013				Shewell, Charles T.	1925	1923
Robinson, Shakir S.W.	2015	2014				Shibata, Matthew I.	2013	2012
Robison, Samuel S.	1888	1887				Shimshak, Richard E.	1948	1945-46-47
Rodes, Pete P. (C)	1913	1910-11-12				Shinego, Gregory	2009	2006-08
Rodgers, George L.	1971	1968				Shirreffs, John J. Jr	1959	1957
Rodgers, John	1903	1900-02				Shoemake, Jeffrey D.	1983	1980-81
Rodriguez, Richard (mgr.)	2013	2011-12				Shofner, Howard D.	1946	1944
Roeling, Ryan C.	2007	2006				Shrawder, Steven D.	1966	1964-65
Rogers, Timothy A.	1995	1991-92				Shriver, Norman W.	1958	1957
Roitsch, Brandon A.	2005	2002-03-04				Shubzda, Matthew S.	1998	1997
Roland, Isaac Jr.	2001	2000				Shubzda, Timothy J.	2000	1996-98-99
Rolfs, Eric K.	2004	2002-03				Shuey, Eric D.	2006	2004-05
Roman, Paul D.	1949	1947-48				Sieber, Charles E.	1953	1951-52
Romine, Dishan M.	2017	2014-15-16				Siegfried, Clyde W.	1944	1942
Roodhouse, Alan M.	1966	1964-65				Simmons, Justin T.	2003	2000
Root, Edmund S.	1905	1903-04				Simmons, Tyler M.	2011	2008-09-10
Ropiak, Michael J.	1987	1985-86				Simpson, Daniel L.	1973	1970
Rose, Duke J.	1948	1946				Simpson, George W.	1907	1906
Rosmilso, Paul A. (mgr)	1985	1984				Simpson, James M.	1972	1969
Ross, Joel M. Jr	1980	1976-77				Simpson, Raese V.	1961	1960
Ross, Jon L.	1983	1978-79-80-82				Sims, Deric J.	1991	1988-89
Rossi, James M.	2007	2004-05-06				Sims, Lewis B.	1994	1992-93
Rouser, Kenneth C.	1987	1984				Sims, Stephen C., II	2003	2000-01-02
Rouser, Michael P.	1982	1980-81				Sims, William E.	1942	1939-40
Rowney, James V.	1941	1940				Singleton, Jontavius F.	2005	2004
Rowse, Earl J.	1941	1940				Singleton, Patrick F.	2000	1998-99
Royall, Hilary H.	1899	1898				Singleton, Quinton R.	2015	2013-14
Royer, James E. Jr	1957	1954-55				Singleton, Zerbis M.	2008	2005-06-07
Ruland, Thomas C.	1968	1965-66-67				Siniilere, Donald A.	2004	2001-02

★ S ★

Name	Class Yr.	Lettered
Sai, John J.	1964	1961-62-63
Salley, Travis H.	1998	1994
Salsig, Edgar B.	1944	1942
Sammon, Stephen M.	1973	1971
Sampson, Richard D.	1938	1935
Samuels, Nelson T.	1933	1931
Sanborn, Alden R.	1922	1921
Sanders, Alexander D. (video)	2017	2016
Sanders, DeBrandon B.	2016	2013-14-15
Sanders, Elijah W.	2004	2001-02-03
Sanders, Heath B.	2003	2000-01-02
Sanders, Marcus D.	2004	2001-02-03
Santiago, Aaron J.	2012	2010-11
Sapp, Jeffery K. (CC)	1977	1974-75-76
Sargent, Daniel J.	2014	2012-13
Sarra, Bernard R.	2016	2012-13-14-15
Satchell, Stephen E.	2019	2016
Sauerbrey, Erich W.	1986	1985
Saunders, Troy	1988	1985-86-87
Saunders, William H.	1921	1917-18
Sawyer, Gregory R.	1977	1974-75-76
Sayles, Tyler W.	2018	2016
Scaffe, Thomas C.	1920	1916-17-18
Scanlan, Matthew O.	1997	1994-95-96
Scannell, James A.	1984	1982-83
Scarle, Will	2009	2008
Schacht, Kenneth G.	1935	1933-34
Schaefer, Craig	2010	2007-08-09
Schaefer, Robert A.	1963	1961-62
Schafer, Kurt D.	1979	1977
Schantz, Curtiss W. Jr	1968	1965-66
Schechter, Gordon E.	1935	1934
Schemm, Cory D.	1997	1995-96
Schenk, Frank M.	1991	1989-90
Schickner, Mark C.	1972	1970-71
Schifferli, Walter F. Jr	1952	1949
Schildmeyer, Gregory P.	1986	1983-84-85
Schilling, Kevin R. (mgr)	1997	1996
Schiweck, Kenneth W.	1949	1946-47-48
Schlabach, Ross P.	1903	1901-02
Schlossbach, Isaac	1915	1914
Schmidt, John S.	1937	1935-36
Schnurr, Fred A.	1944	1941-42
Schoderbek, Stephen E.	1953	1952
Schrum, Brian T.	1996	1992-93-94-95
Schuber, James B. Jr	1928	1926-27
Schulz, Brian L.	2002	2000-01
Schulze, Lori J. (video)	2000	1999
Schupp, Mike	2011	2008-09-10
Schwartz, Walter W. Jr	1945	1942-43

2017 NAVY FOOTBALL

ALL-TIME LETTERWINNERS

Thompson, Forest C.	1932	1930-31
Thompson, Hunter C.	2000	1999
Thompson, Reginald	1977	1976
Thompson, Thomas W. Jr	1979	1977-78
Thompson, Troy M. II	2017	2016
Thornton, Charles H.	1980	1977-78-79
Thorpe, Mark S.	1976	1973-74-75
Thrasher, Gregory	2008	2005-07
Tidwell, Tyler S.	2007	2004-05-06
Tiede, Herbert R.	1953	1951-52
Tillman, Jamir C.	2017	2013-14-15-16
Timmons, John W.	1900	1898
Todd, Shane R.	2004	2001-02-03
Tolbert, Kevin C.	1981	1978-79-80
Tomlinson, Donald H. (mgr)	1974	1973
Tomlinson, Jason T.	2007	2003-04-05-06
Torgerson, Theodore A.	1931	1930
Toth, Joseph C.	1931	1929
Townsend, Ian (mgr)	2007	2006
Traa, James F.	1988	1986-87
Tracy, Osgood V. (mgr)	1924	1923
Tracy, Peter H.	1984	1981
Tranchini, Joseph	1960	1957-58-59
Trass, Kenneth R.	1977	1974-75-76
Trass, Reginald E.	1980	1977-78-79
Treadwell, Lawrence P. Jr	1951	1949-50
Trench, Martin E.	1893	1890-91-92
Trimble, Bex A. Jr	1940	1938-39
Triplett, Jefferson L.	1992	1989-90-91
Troiani, Marc L.	1977	1974
Troxell, Anthony W. (mgr)	1991	1990
Truslow, Alfred R. Jr	1927	1924
Tschirgi, Harvey C.	1932	1930-31
Tuani, Jabaree W. (CC)	2012	2008-09-10-11
Tucker, Benjamin W. Jr	1970	1969
Tuider, William W. Jr	2017	2013-14
Tuimavave, Michael I.	2014	2011
Tupuola, Malu J. Jr	1976	1973-75
Turner, Brandon S.	2013	2010-11-12
Turner, Julian R.	2017	2014-16
Turner, Kyle H., III	1999	1998
Turner, Stansfield	1947	1944-45
Tuttle, James V.	1987	1985-86
Tuttle, Magruder H. (C)	1932	1930-31

★ U ★

Name	Class Yr.	Lettered
Ulrich, Bill	1964	1961
Underwood, Gordon W.	1932	1930-31
Uzoma, Nnamdi O.	2017	2016
Uzoma, Obinna C.	2015	2012-13-14

★ V ★

Name	Class Yr.	Lettered
Valentine, James E.	1959	1957
Van Halanger, Matthew	2014	2013
Van Loan, Lawrence R.	1974	1971-72-73
Van Matre, Jason B. (CC)	1994	1990-91-92-93
Van Nort, Peter S.	1959	1958
Vanak, Jeffrey T.	2005	2002-03-04
Vanderhorst, Thomas J. Jr.	1999	1996-97
VanDine, Robert W.	1973	1970-71
VanHorn, Kent R.	1987	1985-86
VanHulzen, Chad O.	1987	1984-85-86
VanSummern, Robert W.	1950	1946

Vaughan, Robert L.	1914	1912-13
Vela, Ramiro R. II	2010	2007-08-09
Venezia, Christopher A.	1989	1988
Venuto, Daniel M.	2002	2000-2001
Vereen, John S.	2000	1997-98-99
Verhovsek, Eber L.	1987	1986
Vernon, Walter N.	1901	1898-00
Veteto, Gregory M.	2008	2006-07
Vickers, Graham R.	2014	2011-12-13
Viger, David N. III	1998	1995-96-97
Villalobos, Anthony	2019	2016
Vine, Victor J.	1952	1949-50-51
Virtue, Patrick M.	1973	1970-71-72
Visted, Frank A.	1961	1959-60
Vitelli, Joseph M.	1989	1988
Vitollo, David J., (Manager)	2005	2004
Vitucci, Vito L.	1943	1940-41
Vizzier, Joseph M.	1972	1969
Vogel, Raymond W. Jr	1936	1934
Voith, Charles P.	1973	1970-71-72
Von Bargen, Michael	2009	2008
Von Sydow, Vernon H.	1963	1960-61-62
Von Heimburg, Ernest H. (C)	1919	1915-16-17
Voss, Carl C.	1992	1989-91
Voss, Kevin P.	1989	1986-87-88

★ W ★

Name	Class Yr.	Lettered
Wade, Charles T.	1900	1897-98-99
Wade, Christopher M.	2004	2003
Wade, Jalen A.	2017	2016
Wade, Parker W.	2018	2015-16
Wagner, Carl F.	1983	1981-82
Wagner, Walter R.	1950	1948-49
Wagoner, Michael W.	2002	2000-01
Wahle, Michael J.	1999	1997
Wakeham, Dean R.	1995	1994
Wakeman, Ray H.	1912	1911
Walker, Aprell H.	2005	2004
Walker, David W.	1979	1977-78
Walker, Donald S.	1924	1922-23
Walker, Joshua T.	2018	2015-16
Walker, Lyle D.	1999	1998
Walker, Treveon D.	2019	2016
Walkup, Benjamin F.	1934	1932-33
Walla, David L.	1972	1969
Wallace, Alfred B.	1939	1937-38
Wallace, Eric K.	1985	1982-83-84
Wallace, Vernon L.	1988	1986
Wallington, J. Travis (CC)	1983	1981-82
Walsh, David E., Jr.	2003	2001-02
Walsh, Michael	2009	2007-09
Walter, Joseph F. (video)	2004	2003
Walter, Robert E.	1971	1969
Walton, Albion W. Jr	1946	1943
Wanggaard, Lars Jr	1942	1940-41
Ward, Clarence O. (C)	1917	1914-15-16
Ward, Henry H.	1893	1890
Warfle, Dayton F. Jr	1975	1973
Warren, Henry L.	1927	1926
Warren, Jonathan R.	1948	1946
Warrick, Matthew V.	2013	2010-11-12
Washington, Mario F.	2011	2008-09
Washington, Ojala S.	2008	2005-06-07
Watters, Harold.	1921	1920
Waugh, Ronald D.	1948	1946
Waybright, John J.	1934	1931

Weaver, David A.	1902	1899-00-01
Weaver, Daniel H.	1972	1969
Weaver, John C.	1955	1952-53-54
Weaver, John C. II	1987	1986
Webster, Charles	1894	1891
Webster, Hugh L.	1955	1952-53-54
Weedo, Aaron	2005	2002
Weems, Phillip V.H.	1912	1910-11
Weidenhammer, William H.	1984	1982-83
Weiler, Christopher J.	1985	1981-82-83-84
Weir, William D.	1949	1947-48
Weisman, Gregory J. (mgr)	1989	1988
Weissenfels, Robert D. (CC)	1990	1987-88-89
Welch, Leo F.	1906	1905
Welch, Richard M.	1981	1978-79-80
Wellborn, Raymond B.	1959	1957-58
Wellings, Joseph H.	1925	1924
Wellington, Jonathan D.	1996	1992-93
Wellons, Alfred G. Jr	1948	1946
Wells, Chester	1893	1892
Wells, Wesley C.	1973	1970
Welsh, George T.	1956	1953-54-55
Welsh, John T.	1948	1945-46
Wendolowski, Daniel J.	2006	2005
Werner, Sherwood H.	1942	1939-40-41
Wesley, Lionel P.	2005	2002-03-04
West, Adam R.	2017	2014-15-16
West, Donyale P.	2004	2001
West, Radford C. (mgr)	1937	1936
Westhofen, Charles L.	1930	1928-29
Westphall, Frederick A.	1919	1915
Wetzel, Jonathan L.	2011	2010
Wetzel, Keegan	2013	2011-12
Wev, Johnathan K.	2014	2010-11
Whelan, John N.	1918	1916
Whelchel, David L.	1930	1928
Whelchel, John E.	1920	1916-17
Wheldon, Richard G.	1971	1969
Whisner, Andrew S. (mgr)	2016	2014-15
White, John C.	2011	2010
White, Raymond M	1998	1997
White, Shawn D. Jr.	2017	2013-14-15-16
White, Shelley C. III	2016	2013-14-15
White, Shun T.	2009	2006-07-08
White, Theodore H. (mgr)	1932	1931
Whitehead, Ulmont I. Jr	1940	1937-38-39
Whiteside, Geoffrey L.	2015	2012-13-14
Whiting, Ken	1905	1901-02-03-04
Whitlock, Guy	1901	1900
Whitmire, Donald B.	1947	1943-44
Whitmire, Wilson R.	1957	1954-55-56
Wickhorst, Frank H. (C)	1927	1924-25-26
Wiedl, Michael W.	2001	1998-00
Wiedorn, Paul H.	1922	1921
Wilcox, John W. Jr	1905	1903
Wilcox, Robert L.	1944	1941-42
Wilcox, William M.	1934	1933
Wilkes, R.J.	1971	1968
Wilkin, Bradley M. (mgr.)	2012	2010
Wilkins, Michael A.	1999	1998
Willard, Robert F.	1973	1970-71-72
Williams, Arion K.	2002	1998-99
Williams, Bradley J. (video)	2016	2015
Williams, Brian D.	2001	1999-00
Williams, Craig B.	1983	1982
Williams, George S.	1987	1986
Williams, Hillary	1897	1895-96
Williams, Jerrey L.	1994	1993
Williams, Khaylan D.	2019	2016

2017 NAVY FOOTBALL

ALL-TIME LETTERWINNERS

Williams, Manoletto Z.	1996	1992-94
Williams, Matthew P.	1999	1998
Williams, Matthew T.	2006	2003-04-05
Williams, Ralph P. (CC)	1949	1945-46-47-48
Williams, Reginal L.	1995	1992
Williams, Ryan L.	2015	20121-12-13-14
Williams, Russell C.	1931	1930
Williams, Richard C. Jr	1932	1930
Williams, Ryan L.	2015	2011
Williams, Sean A.	2019	2015-16
Williams, Scott E. (trainer)	2001	2000
Williams, Thomas P.	1966	1964
Williams, Travis R.	2000	1997-98-99
Williams, Zachary G.	1996	1994
Williamson, Delbert F.	1927	1926
Williamson, Ricky L.	1985	1982-83
Willis, Carl J.	1975	1974
Willis, Russell L. Jr	1969	1967-68
Willkie, Edward E.	1921	1920
Wills, James W. Jr	1950	1947
Wilner, Jack D.	1953	1950-52
Wilsie, Fay E.	1937	1935-36
Wilson, Brian	2000	1996
Wilson, David T. III	2016	2013-14-15
Wilson, Gerald J.	1998	1996-97
Wilson, Nick P.	2005	2003
Wilson, Paul E.	1968	1967
Wilson, Robert J.	1979	1977-78
Wilson, Samuel E. III	1969	1967
Wilson, Thomas R.	1929	1927-28
Wilson, William B.	1951	1948-49-50
Wiltzie, Ronald J.	1957	1956
Wimsatt, Bradley J. (CC)	2001	1997-98-99-00
Wimsatt, Matthew M.	2008	2006-07
Winchester, Ronald D.	2001	1999-00
Winkjer, Guy	1923	1922
Winslow, Wallace E.	1971	1969-70
Winston, Paul R. (mgr.)	2014	2012-13
Virginis, Theodore C.	1981	1980
Wittenberg, Robert R. (C)	1966	1963-64-65
Witter, Ward W.	1940	1938-39
Witzmann, John H.	1958	1957
Woerner, Paul L.	1929	1927
Wolf, Jason D. (CC)	1999	1997-98
Wolf, Joshua P.	2002	2000
Wolfe, David C.	1940	1938-39
Womack, Samuel D.	2014	2013
Wong, Danny	1967	1964-65-66
Wood, Andrew S.	2019	2015-16
Wood, Emmett W.	1940	1937-38-39
Wood, James A.	1956	1955
Wood, Robert W.	1928	1927
Woodhouse, Mark T.	1983	1981-82
Woodruff, Wilbur J.	1921	1919
Woods, Glen S.	2010	2009
Woods, Robert E.	1944	1941
Woods, Thomas II (mgr)	1948	1947
Woodworth, Edwin B.	1906	1905
Woolley, James R.	1975	1973-74
Wooley, Lauren M. (mgr)	2004	2003
Woolwine, Emmons H. (mgr)	1951	1950
Wooten, Tyris Jr.	2018	2016
Worden, William H.	1939	1938
Worth, Joseph M.	2015	2014
Worth, William T. Jr.	2017	2015-16
Worthington, Raymond B.	1989	1987-88
Wortman, Ward K. (C)	1900	1897-98-99
Wright, Carroll O.	1911	1910
Wright, David A.	2007	2006

Wright, David J.	2012	2009-10-11
Wright, Jason A.	2011	2010
Wright, Percy T.	1909	1906-07-08

★ Y ★

Name	Class Yr.	Lettered
Yancey, William M.	1992	1989-90-91
Yarborough, William S.	2011	2008-09-10
Yeager, J. Michael	1976	1973-74-75
Yeh, Phillip M.	2001	1999-00
Yelder, Christopher E.	1982	1981
Yenior, David (mgr.)	2012	2010-11
Yokitis, Michael J.	2006	2003-04-05
Yopp, Stacey W.	1994	1991-92-93
Young, Jordan	2008	2007
Young, Steven G.	1984	1982-83
Yuvienco, Michawn A.	2003	2002

★ Z ★

Name	Class Yr.	Lettered
Zabriskie, David Jr	1936	1933-34-35
Zakar, James P.	2003	2001-02
Zaleski, Ronald A.	1985	1983-84
Zastrow, Robert R.	1952	1949-50-51
Zechella, Alexander P.	1943	1941
Zellem, Scott A.	1991	1990
Zelov, Randolph D.	1948	1946
Zembrzusi, Richard S.	1959	1957-58
Zenyuh, John V.	1961	1960
Zetts, Andrew J.	2003	2000-01-02
Zimmerman, Scott B.	1997	1995-96
Zimmermann, David W.	1992	1991
Zingler, Charles A.	1980	1978-79
Zingler, Gregory R.	2010	2009
Zoeller, Robert J.	1943	1940-41
Zuber, Adolph	1925	1922-24
Zuluaga, Javier (CC)	1994	1990-91-92-93
Zuzek, Jacob A. J.	2015	2012-13-14
Zwieg, Jake	1995	1994

(C)-Captain; (CC)-Co-Captain

The Naval Academy Sports Information Department thanks James Lavender and William Yancey, both members of the Class of 1992, for their research efforts in compiling this list.

2017 NAVY FOOTBALL



BOWL HISTORY

Bowl Recaps	178-189
1924 Rose Bowl	178
1955 Sugar Bowl	178
1958 Cotton Bowl.....	178
1961 Orange Bowl	179
1964 Cotton Bowl.....	179
1979 Holiday Bowl	179
1980 Garden State Bowl.....	180
1981 Liberty Bowl	180
1996 Aloha Bowl	181
2003 EV1.net Houston Bowl	181
2004 Emerald Bowl	182
2005 Poinsettia Bowl	182
2006 Meineke Car Care Bowl	183
2007 Poinsettia Bowl	184
2008 EagleBank Bowl.....	184
2009 Texas Bowl	185
2010 Poinsettia Bowl	186
2012 Kraft Fight Hunger Bowl	186
2013 Bell Helicopter Armed Forces Bowl	187
2014 Poinsettia Bowl	187
2015 Military Bowl presented by Northrop Grumman.....	188
2016 Lockheed Martin Armed Forces Bowl	189
Bowl Records.....	190-191

2017 NAVY FOOTBALL

BOWL RECAPS

1924 ROSE BOWL

Navy 14, Washington 14
January 1, 1924 • Rose Bowl Stadium

PASADENA, Calif. – The Midshipmen had completed a 5-1-2 season when they were invited to meet Washington in the 1924 Rose Bowl. After a scoreless first period in which the Huskies held Navy on the one-yard line, the Mids scored early in the second quarter when Pete McKee surprised Washington with a 30-yard pass to Carl Cullen. The Huskies tied the game moments later on a 22-yard run. McKee and Cullen hooked up once again, this time on a seven-yard scoring strike to give Navy a 14-7 lead. Washington closed out the scoring following a fumble recovery on the Midshipmen 10-yard line.

Scoring Summary	1	2	3	4	Final
Navy	0	14	0	0	14
Washington	0	7	0	7	14

Navy – Cullen 30-yard pass from McKee (McKee kick)

UW – Wilson 14-yard run (Sherman kick)

Navy – Cullen 7-yard pass from McKee (McKee kick)

UW – Bryan 12-yard pass from Abel (Sherman kick)

Navy	Team Statistics	Washington
15	First Downs	9
362	Total Offense	202
187	Yards Rushing	137
175	Yards Passing	65
16-20	Passing	3-8
2	Passes Had Int.	2
5-33.8	Punts-Avg.	9-33
0-0	Fumbles-Lost	0-0
2-10	Penalties	4-20

Individual Leaders

Unavailable.

1955 SUGAR BOWL

Navy 21, Mississippi 0
January 1, 1955 • Tulane Stadium

NEW ORLEANS, La. – Quarterback George Welsh led the “Team Named Desire” to a 21-0 triumph over Southeastern Conference champion Mississippi. “He (Welsh) was a genius at calling plays today,” said Navy coach Eddie Erdelatz. Fullback Joe Gattuso Sr. was given the Warren Miller Trophy as the game’s most valuable player after rushing for 111 yards on 16 carries and scoring two touchdowns. Halfback Jack Weaver had 106 yards rushing and scored the Mids’ other touchdown on a pass from Welsh. Welsh, in addition to running the option perfectly, completed 8-of-14 passes for 76 yards.

Scoring Summary	1	2	3	4	Final
Navy	7	0	14	0	21
Mississippi	0	0	0	0	0

Navy – Gattuso 3-yard run (Weaver kick)

Navy – Weaver 16-yard pass from Welsh (Weaver kick)

Navy – Gattuso 1-yard run (Weaver kick)

Navy	Team Statistics	Mississippi
20	First Downs	5
442	Total Offense	121
55-295	Rushes-Yardage	33-78
147	Yards Passing	43
12-28-4	Passing	5-18-0
4	Passes Had Int.	0
4-33.7	Punts-Avg.	9-36.1
1-0	Fumbles-Lost	2-1
1-15	Penalties	6-15

Individual Leaders

RUSHING: Navy – Gattuso 16-111, Weaver 16-106, Garrow 6-18, Guest 3-16, Monto 2-14, Malynn 1-9, Hepworth 2-6, Monahan 1-6, Echard 3-5, Gober 3-3, Welsh 2-1. **Mississippi** – Cothren 7-24, J. Patton 5-21, Murihead 7-17, Day 2-8, McCool 4-8, Blair 2-6, Kinard 2-2, H. Patton 2-1, Blajack 2-(-9).

PASSING: Navy – Welsh 8-14-0, 76 yards, 1 TD; Echard 3-10-2, 40 yards; Korzep 1-3-2, 31 yards; Weaver 0-1-0, 0 yards. **Mississippi** – H. Patton 3-6-0, 27 yards; Day 2-9-0, 16 yards; Blajack 0-3-0, 0 yards.

RECEIVING: Navy – Weaver 3-39, Malynn 1-31, Beagle 3-19, Smith 2-18, Gober 1-18, Hepworth 1-18, Barker 1-4. **Mississippi** – J. Patton 1-19, Muirhead 2-16, Fisher 1-11, Kinard 1-7.

1958 COTTON BOWL

Navy 20, Rice 7
January 1, 1958 • Cotton Bowl

DALLAS, Texas – “Gentlemen, this was the best ball club I have ever had the privilege of coaching,” intoned coach Eddie Erdelatz in the Navy locker room following the Mids’ 20-7 Cotton Bowl win over Rice. The expected duel between the two quarterbacks, Navy’s Tom Forrestal and Rice’s King Hill, never materialized. Tony Stremic and Bob Reifsnnyder paced the Navy defense early on. The Mids scored in each of the first two periods (Joe Tranchini on a one-yard keeper and Harry Hurst on a 13-yard run). Halfback and team captain Ned Oldham scored on a 19-yard run and had a pair of conversions.

Scoring Summary	1	2	3	4	Final
Navy	6	7	7	0	20
Rice	0	0	7	0	7

Navy – Tranchini 1-yard run (kick failed)

Navy – Hurst 13-yard run (Oldham kick)

Navy – Oldham 19-yard run (Oldham kick)

Rice – Williams 8-yard pass from Ryan (Hill kick)

Navy	Team Statistics	Rice
21	First Downs	14
375	Total Offense	301
50-222	Rushes-Yardage	39-137
153	Yards Passing	164
13-27-1	Passing	14-27-1
1	Passes Had Int.	1
3-36.6	Punts-Avg.	5-42.0
5-3	Fumbles-Lost	5-5
9-65	Penalties	7-53

2017 NAVY FOOTBALL

BOWL RECAPS

Individual Leaders

RUSHING: Navy – Oldham 8-50, Hurst 10-50, Wellborn 14-38, Brandquist 5-36, Forrestal 7-34, Swanson 2-9, Tranchini 2-5, Brence 2-0. **Rice** – Ryan 17-69, Speer 4-16, Hill 5-14, Dueitt 4-13, Kelley 4-12, B. Williams 1-8, Chilton 2-7, K. Williams 2-(-2).

PASSING: Navy – Forrestal 13-24-1, 153 yards; Tranchini 0-3-0. **Rice** – Ryan 13-22-1, 151 yards, 1 TD; Hill 1-5-0, 13 yards.

RECEIVING: Navy – Ruth 5-62, Wellborn 2-20, Jakanovich 4-47, Oldham 2-24. **Rice** – Dial 7-80, Jones 3-30, Miller 1-16, Hill 1-15, K. Williams 2-13.

1961 ORANGE BOWL

Missouri 21, Navy 14
January 2, 1961 • Tulane Stadium

MIAMI, Fla. – Missouri held 1960 Heisman Trophy winner Joe Bellino to four yards on eight carries and defeated the Midshipmen, 21-14. The Midshipmen scored early when end Greg Mather intercepted a lateral and sprinted 98 yards for a score. But Missouri countered with an interception return for a touchdown. Bellino scored Navy's second touchdown of the day when he made a spectacular grab of a pass from Hal Spooner and did a somersault out of the end zone. Spooner completed 13-of-21 passes for 176 yards but was intercepted four times.

Scoring Summary	1	2	3	4	Final
Navy	6	0	0	8	14
Missouri	7	7	0	7	21

Navy – Mather 98-yard fumble return (kick failed)
MO – Beal 90-yard interception return (Tobin kick)
MO – D. Smith 4-yard run (Tobin kick)
MO – Taylor 1-yard run (Tobin kick)
Navy – Bellino 28-yard pass from Spooner (Luper pass from Spooner)

Navy	Team Statistics	Missouri
9	First Downs	19
168	Total Offense	302
24-(-8)	Rushes-Yardage	66-296
176	Yards Passing	5
13-23-4	Passing	1-6-0
4	Passes Had Int.	0
7-35.4	Punts-Avg.	4-30.5
2-0	Fumbles-Lost	5-3
1-4	Penalties	1-15

Individual Leaders

RUSHING: Navy – Prichard 1-9, Meyer 2-6, Bellino 8-4, McKeown 3-1, Matalavage 1-(-1), Spooner 9-(-27). **Missouri** – West 21-108, Smith 16-93, Mehrer 5-41, Stevenson 7-37, Russell 5-12, Brossart 2-9, Beal 2-3, Taylor 7-3, La Rose 1-(-10).

PASSING: Navy – Spooner 13-21-4, 176 yards, 1 TD; Dietz 0-2-0, 0 yards. **Missouri** – Taylor 1-6-0, 5 yards.

RECEIVING: Navy – Prichard 4-69, Bellino 3-37, Matalavage 2-33, Luper 1-17, Mather 1-15, Zenyuh 1-6, McKeown 1-(-1). **Missouri** – West 1-5.

1964 COTTON BOWL

Texas 28, Navy 6
January 1, 1964 • Cotton Bowl

DALLAS, Texas – Top-ranked Texas used three touchdowns in the first half to knock off Navy, 28-6, in the Cotton Bowl. The second-ranked Midshipmen had a stellar performance from Heisman Trophy-winning quarterback Roger Staubach, who set Cotton Bowl records for pass completions (21), pass attempts (31) and yards passing (228). Flanker Ed "Skip" Orr set a bowl record with his nine receptions.

Scoring Summary	1	2	3	4	Final
Texas	7	14	7	0	28
Navy	0	0	0	6	6

Texas – Harris 58-yard pass from Carlisle (Crosby kick)

Texas – Harris 63-yard pass from Carlisle (Crosby kick)

Texas – Carlisle 9-yard run (Crosby kick)

Texas – Philipp 2-yard run (Crosby kick)

Navy – Staubach 2-yard run (2-pt. conversion failed)

Navy	Team Statistics	Texas
16	First Downs	18
213	Total Offense	402
29-(-14)	Rushes-Yardage	43-168
227	Yards Passing	234
22-34-1	Passing	8-21-1
1	Passes Had Int.	1
6-36.5	Punts-Avg.	3-43.3
2	Fumbles Lost	1
2-35	Penalties	8-72

Individual Leaders

RUSHING: Navy – Donnelly 8-12, Ounsworth 1-8, Sai 5-8, Teall 1-3, Ulrich 1-1, Markoff 1-1, Staubach 12-(-47). **Texas** – Carlisle 11-54, Ford 9-39, Stockton 5-35, Philipp 6-23, Green 7-18, King 1-9, Harris 2-5, Kristymik 1-1, Dixon 1-(-16).

PASSING: Navy – Staubach 21-31-1, 228 yards; Donnelly 1-1-0, (-1) yards; Abel 0-1-0, Orr 0-1-0. **Texas** – Carlisle 7-19-1, 213 yards, 2 TDs; Wade 1-2-0, 21 yards.

RECEIVING: Navy – Orr 9-112, Sjuggerud 4-52, Donnelly 3-16, Campbell 2-16, Henderson 1-13, Kellner 1-12, Sai 1-7, Staubach 1-(-1). **Texas** – Harris 3-157, Talbert 2-26, Lammoas 2-30, Sauer 1-21.

1978 HOLIDAY BOWL

Navy 23, BYU 16
December 22, 1978 • San Diego Stadium

SAN DIEGO, Calif. – Navy rallied from a 13-point deficit early in the second half to defeat Brigham Young, 23-16, in the first Holiday Bowl. The catalyst in the Mids' comeback was split end Phil McConkey, with help from quarterback Bob Leszczynski and the defensive unit. Leszczynski got the Mids going in the third period on a 77-yard TD drive that featured a 16-yard reverse by McConkey, the game's MVP. Moments later, a McConkey reverse of 26 yards set up a 28-yard field goal from Bob Tata that narrowed the deficit to 16-13. With the defense holding the Cougars to just 24 yards over the final 24 minutes, Leszczynski fired down the sideline to McConkey, who raced to the end zone to complete a 65-yard play. Navy was ranked 17th in the country in the final UPI poll.

2017 NAVY FOOTBALL

BOWL RECAPS

Scoring Summary	1	2	3	4	Final
Navy	0	3	7	13	23
BYU	3	6	7	0	16

BYU – Johnson 33-yard field goal

Navy – Tata 40-yard field goal

BYU – Chronister 10-yard pass from McMahon (kick failed)

BYU – McMahon 2-yard run (Johnson kick)

Navy – Tolbert 4-yard run (Tata kick)

Navy – Tata 28-yard field goal

Navy – McConkey 65-yard pass from Leszczynski (Tata kick)

Navy – Tata 27-yard field goal

Navy	Team Statistics	BYU
20	First Downs	16
352	Total Offense	255
58-235	Rushes-Yardage	33-74
138	Yards Passing	181
8-14	Passing	16-34
1	Passes Had Int.	2
3-38.7	Punts-Avg.	5-37.0
2-2	Fumbles-Lost	0-0
3-37	Penalties	12-91

Individual Leaders

RUSHING: Navy – Sherlock 19-62, Tolbert 14-50, Leszczynski 9-31, Callahan 14-29, McConkey 2-42. **BYU** – Wilson 7-10, Ring 4-3, Wingard 7-37, McMahon 12-17, Phillips 2-4, Whittingham 1-3.

PASSING: Navy – Leszczynski 7-13-0, 123 yards, Callahan 1-1-0, 15 yards. **BYU** – Wilson 7-16-1, McMahon 9-18-1, 133 yards.

RECEIVING: Navy – McConkey 4-88, Callahan 2-24, Jones 1-13, Hendershot 1-15.

BYU – Ring 5-21, Chronister 3-60, Davis, 2-38, Wingard 2-27, Phillips 2-17, Tingey 1-13, Brown 1-5.

1980 GARDEN STATE BOWL

Houston 35, Navy 0
December 14, 1980 • Giants Stadium

EAST RUTHERFORD, N.J. – Mistakes allowed Houston to score two early touchdowns, as the Cougars defeated the Midshipmen, 35-0, in the 1980 Garden State Bowl. The powerful Cougars rolled up 405 yards on the ground. Navy played without its season rushing leader, Eddie Meyers, who was injured in the first quarter.

Scoring Summary	1	2	3	4	Final
Houston	14	14	7	0	35
Navy	0	0	0	0	0

Houston – Clark 1-yard run (Shaffer kick)

Houston – Elston 1-yard run (Shaffer kick)

Houston – Barrett 14-yard run (kick failed)

Houston – Clark 26-yard run (Elston kick)

Houston – Clark 2-yard run (Shaffer kick)

Navy	Team Statistics	Houston
12	First Downs	24
201	Total Offense	450
35-136	Rushes-Yardage	78-405
65	Yards Passing	45
7-25-1	Passing	3-7-1
1	Passes Had Int.	1
6-29.7	Punts-Avg.	2-35.5
4-2	Fumbles-Lost	8-3
2-26	Penalties	4-39

Individual Leaders

RUSHING: Navy – Meyers 3-13, Tolbert 7-53, Sherlock 15-41, Tarquino 3-12, Flowers 1-9, Reitzel 4-7, Callahan 1-1, Dent 1-(-1). **Houston** – Clark 26-163, Polk 17-76, Barrett 9-61, Elston 12-45, Newhouse 4-17, Wilson 4-17, Wesley 3-13, Chinn 2-9, Herring 1-4.

PASSING: Navy – Reitzel 5-12-0, 42 yards; Tarquino 2-12-1, 23 yards;

Sherlock 0-1-0, 0 yards. **Houston** – Elston 1-4-0, 28 yards; Chinn 2-3-1, 17 yards.

RECEIVING: Navy – Papajohn 3-36, Dent 2-23, Gainer 1-6, Tolbert 1-0. **Houston** – Miller 1-28, Phea 1-11, Herring 1-6.

1981 LIBERTY BOWL

Ohio State 31, Navy 28
December 30, 1981 • Liberty Bowl Memorial Stadium

MEMPHIS, Tenn. – Navy twice rallied from significant deficits before eventually bowing to Ohio State, 31-28, in the 23rd playing of the Liberty Bowl. The determined Midshipmen had a 97-yard scoring drive in the final 5:14 that pulled them to within three points. Navy trailed 10-0 at one time, but had pulled to 17-13 at halftime. The Mids went ahead in the third period when George Herlong blocked a punt and Ken Olson raced in from 10 yards out for a touchdown. Trailing 31-20 with only eight seconds left in the game, Navy scored when Marco Pagnanelli passed one yard to tight end Greg Papajohn, and the two teamed for the two-point conversion. Tailback Eddie Meyers was the game MVP for his 117-yard rushing effort, finishing ahead of Ohio State's Art Schlichter.

Scoring Summary	1	2	3	4	Final
Ohio State	10	7	7	7	31
Navy	7	6	7	8	28

OSU – Atha 35-yard field goal

OSU – Williams 50-yard pass from Schlichter (Atha kick)

Navy – Papajohn 1-yard pass from Pagnanelli (Fehr kick)

Navy – Fehr 41-yard field goal

OSU – J. Gayle 1-yard run (Atha kick)

Navy – Fehr 23-yard field goal

Navy – Olson 20-yard blocked punt return (Fehr kick)

OSU – J. Gayle 2-yard run (Atha kick)

OSU – Anderson 9-yard pass from Schlichter (Atha kick)

Navy – Papajohn 1-yard pass from Pagnanelli (Papajohn pass from Pagnanelli)

2017 NAVY FOOTBALL

BOWL RECAPS

Navy	Team Statistics	Ohio State
19	First Downs	19
315	Total Offense	332
50-75	Rushes-Yardage	47-173
240	Yards Passing	159
15-29-1	Passing	11-26-1
1	Passes Had Int.	1
5-22.8	Punts-Avg.	6-32.6
3-2	Fumbles-Lost	2-1
2-20	Penalties	9-76

Individual Leaders

RUSHING: Navy – Meyers 30-117, Jackson 3-5, Yelder 1-2, Clouse 1-2, McCallum 1-0, Pagnanelli 13-(-26). **Ohio State** – Spencer 22-96, J. Gayle 15-88, Broadnax 4-11.

PASSING: Navy – Pagnanelli 14-27-1, 201, 2 TDs; Fehr 1-1-0, 39 yards; McCallum 0-1-0. **Ohio State** – Schlichter 11-26-1, 159 yards, 2 TDs.

RECEIVING: Navy – Yelder 2-37, Papajohn 4-41, Meyers 3-15, McCallum 2-45, Weller 2-50, Ciamella 1-39, Jackson 1-13. **Ohio State** – Williams 2-61, Frank 3-36, Anderson 5-57, Spencer 1-5.

1996 ALOHA BOWL

Navy 42, California 38
December 25, 1996 • Aloha Stadium

HONOLULU, Hawai'i – Ben Fay came off the bench in the fourth quarter to lead touchdown drives of 80 and 84 yards, as Navy rallied for a 42-38 victory over California in the Aloha Bowl.

Cal jumped on top on the opening kickoff as Deltha O'Neal returned it 100 yards for a touchdown. Navy answered quickly on a three-play, 69-yard drive, capped off by a seven-yard touchdown run from Tim Cannada. After Cal went back on top, 14-7, Navy answered with two quick touchdowns of its own, as Chris McCoy scored from one yard out and Ross Scott scored from four yards out. Cal bounced right back to take a 28-21, but McCoy answered with a two-yard touchdown run to tie the game at 28 with 39 seconds remaining in the half. That was plenty of time for Cal, as it marched 61 yards in 29 seconds to take a 35-28 halftime lead.

Fay entered the game with 10:38 remaining and promptly drove the Mids 80 yards in 10 plays, as he scored from two yards out to pull the Mids to within three. The Navy defense got the ball back for Fay when junior tackle David Viger stripped Cal quarterback Pat Barnes of the ball and Jerome Dixon recovered it.

Fay made the game-winning drive look easy, marching the Mids 84 yards on six plays, the big play being a 52-yard pass to senior slotback Cory Schemm. Fay scored from 10 yards out to give the Mids a 42-38 victory.

Scoring Summary	1	2	3	4	Final
Navy	7	21	0	14	42
California	13	22	3	0	38

Cal – O'Neal 100-yard kickoff return (kick failed)
Navy – Cannada 7-yard run (Vanderhorst kick)
Cal – Shaw 6-yard pass from Barnes (Longwell kick)
Navy – McCoy 1-yard run (Vanderhorst kick)
Navy – Scott 4-yard run (Vanderhorst kick)
Cal – Bullard 8-yard pass from Barnes (Benjamin pass from Barnes)
Cal – O'Neal 31-yard run (Longwell kick)
Navy – McCoy 2-yard run (Vanderhorst kick)
Cal – Shaw 20-yard pass from Barnes (Longwell kick)
Cal – Longwell 41-yard field goal
Navy – Fay 3-yard run (Vanderhorst kick)
Navy – Fay 10-yard run (Vanderhorst kick)

Navy	Team Statistics	California
25	First Downs	24
646	Total Offense	434
50-251	Rushes-Yardage	38-121
395	Yards Passing	313
14-21	Passing	27-38
1	Passes Had Int.	0
2-43.0	Punts-Avg.	4-52.8
1-1	Fumbles-Lost	1-1
4-21	Penalties	5-40

Individual Leaders

RUSHING: Navy – Nelson 15-119, McCoy 19-61, Cannada 4-25, 1 TD, McGrew 3-13, Scott 3-13, 1 TD, Schemm 1-12, Fay 4-12, 2 TD, Plaskonos 1-(-2). **California** – O'Neal 22-78, 1 TD, Benjamin 1-32, Vera 2-10, Willis 5-2, Barnes 8-(-1).

PASSING: Navy – McCoy 9-13-1, 277 yards, Fay 5-8-0, 118 yards. **California** – Barnes 27-38-0, 313 yards, 1 TD.

RECEIVING: Navy – Schemm 5-194, Plaskonos 2-58, Cannada 1-25, McGrew 1-36, Nelson 1-13, Scott 1-15, Butts 1-28, Bryant 1-10, Heaven 1-16. **California** – Gonzalez 9-69, Benjamin 8-95, Shaw 3-39, 2 TD, Douglas 2-56, O'Neal 2-16, Bullard 2-23, 1 TD; Nartey 1-15.

2003 EV1.NET HOUSTON BOWL

Texas Tech 38, Navy 14
December 30, 2003 • Reliant Stadium

HOUSTON, Texas – Texas Tech quarterback B.J. Symons threw for 497 yards and four touchdowns as Texas Tech defeated Navy, 38-14, in front of 51,068 fans at Reliant Stadium in the EV1.net Houston Bowl.

The game started exactly like the Mids would have liked as Texas Tech missed a field goal on its opening drive, after advancing the ball to the Navy six-yard line, and then the Mids marched 78 yards on 15 plays on its initial drive, chewing up the clock as they went. The first quarter ended scoreless with Craig Candeto being ruled down at the one-yard line on his third down option keeper.

Navy head coach Paul Johnson decided to go for it on fourth down and Candeto was stopped short once again and when he tried to reach for the goal line the ball popped out of his hands and Texas Tech's Keyunta Dawson picked it up and returned the fumble to the Tech 34. Replays showed Candeto was clearly down when he fumbled.

The Navy defense held again as Tech quickly moved down to the Navy seven-yard line, but Josh Smith picked off Symons' pass on third down and returned it 36 yards to the Navy 38.

The Mids couldn't move the ball on its second possession and after a failed

2017 NAVY FOOTBALL

BOWL RECAPS

fake punt, Texas Tech moved 47 yards on five plays to take a 7-0 lead on a four-yard touchdown pass from Symons to Mickey Peters.

The Navy offense moved the ball right back down the field on its next possession, but on third-and-four fullback Kyle Eckel was stopped for no gain and then Eric Rolfs missed his first field goal attempt in nine tries as his 37-yard attempt went wide left.

Tech took advantage of the missed field goal as Symons hit Nehemiah Glover with a 17-yard touchdown to make it 14-0 Tech at the half.

The Mids, however, refused to give up as Candeto directed an 11-play, 79-yard drive to start the second half, capped off by his own two-yard touchdown run on fourth and goal to make it 14-7.

Tech, however, answered Navy's touchdown drive with one of its own as the Red Raiders marched 67 yards on nine plays with Taurean Henderson scoring from four yards out to make it 21-7.

Scoring Summary	1	2	3	4	Final
Navy	0	0	7	0	14
Texas Tech	0	14	10	14	38

Texas Tech – Peters 4-yard pass from Symons (Toogood kick)

Texas Tech – Glover 17-yard pass from Symons (Toogood kick)

Navy – Candeto 2-yard run (Rolfs kick)

Texas Tech – Henderson 4-yard run (Toogood kick)

Texas Tech – Toogood 21-yard field goal (Toogood kick)

Navy – Candeto 1-yard run (Rolfs kick)

Texas Tech – Hicks 13-yard pass from Symons (Toogood kick)

Texas Tech – Peters 4-yard pass from Symons (Toogood kick)

Navy	Team Statistics	Texas Tech
17	First Downs	30
329	Total Offense	561
55-289	Rushes-Yardage	20-64
40	Yards Passing	497
3-13	Passing	41-53
0	Passes Had Int.	1
2-46.0	Punts-Avg.	0-0.0
3-1	Fumbles-Lost	1-0
6-78	Penalties	11-127

Individual Leaders

RUSHING: Navy – Candeto 23-90, 2 TD, Eckel 14-71, Roberts 7-54, Lane 4-44, Brimage 2-13, Divis 1-9, Michalowicz 1-8, Polanco 2-1. **Texas Tech** – Henderson 11-43, 1 TD, Glover 1-9, Mack 1-5, Welker 1-4, Symons 5-3, Bongo-Wanga 1-0.

PASSING: Navy – Candeto 2-9-0, 33 yards, Polanco 3-1-0, 7 yards, Lane 0-1-0, 0 yards.

Texas Tech – Symons 41-53-1, 497 yards, 4 TD.

RECEIVING: Navy – Jenkins 2-33, Wesley 1-7. **Texas Tech** – Glover 9-116, 1 TD, Henderson 9-83, Peters 8-80, 2 TD, Welker 7-107, Francis 6-90, Hicks 1-13, 1 TD, Fuller 1-8.

2004 EMERALD BOWL

Navy 34, New Mexico 19

December 30, 2004 • SBC Park

SAN FRANCISCO, Calif. – Aaron Polanco accounted for four touchdowns and 237 yards of total offense as Navy defeated New Mexico, 34-19, in the 2004 Emerald Bowl. The victory gave the Midshipmen a school-record tying 10 wins for the season and marked just the fifth bowl victory in school history.

After the Lobos took a 7-0 lead on the first possession of the game, the Mids answered with a touchdown drive of their own, moving 80 yards on just seven plays. Polanco scored from 14 yards out to tie the game at seven.

The game turned on the ensuing possession when safety Vaughn Kelley hit New Mexico's DonTrell Moore just as he was catching a pitch. The hit caused a fumble that was recovered by Lane Jackson and knocked Moore out of the game.

Navy quickly took advantage of the turnover, as Polanco scored from one yard out five plays later to give Navy a 14-7 lead. The touchdown was set up by a third-and-eight pass from slot back Frank Divis to Polanco for 17 yards.

Josh Smith stopped New Mexico's next drive with an interception and the Mids made the Lobos pay dearly, as Polanco hit wide receiver Corey Dryden on the second play from scrimmage with a 61-yard touchdown pass to make the score 21-7.

After the two teams punted on their initial possessions of the third quarter, Polanco ran for his third touchdown of the day, this one from 27 yards out, to make the score 31-19.

New Mexico, however, marched right back down the field. The Lobos had the ball first-and-goal at the Navy six, but on fourth-and-goal from the one Lobo running back D.D. Cox was stopped short of the goal line by Kelley and Bobby McClarin.

The Navy offense would take over the game from there, mounting an epic 26-play, 94-yard, 14:26 drive that was capped off by a Geoff Blumenfeld 22-yard field goal to make the score 34-19. The 26 plays and 14:26 time of possession were both NCAA records for a single drive.

Scoring Summary	1	2	3	4	Final
New Mexico	7	12	0	0	19
Navy	14	10	7	3	34

New Mexico – Hall 17-yard pass from McKamey (Zunker kick)

Navy – Polanco 14-yard run (Blumenfeld kick)

Navy – Polanco 1-yard run (Blumenfeld kick)

Navy – Dryden 61-yard pass from Polanco (Blumenfeld kick)

New Mexico – Ferguson 4-yard run (kick failed)

Navy – Blumenfeld 27-yard field goal

New Mexico – McKamey 3-yard run (pass failed)

Navy – Polanco 27-yard run (Blumenfeld kick)

Navy – Blumenfeld 22-yard field goal

New Mexico	Team Statistics	Navy
23	First Downs	22
419	Total Offense	393
42-212	Rushes-Yardage	58-269
207	Yards Passing	124
15-24	Passing	5-8
2	Passes Had Int.	0
1-27.0	Punts-Avg.	2-39.0
1-1	Fumbles-Lost	1-0
9-85	Penalties	6-53

2017 NAVY FOOTBALL

BOWL RECAPS

Individual Leaders

RUSHING: Navy – Polanco 26-136, 3 TD's, Eckel 24-85, Tomlinson 1-31, Divis 4-15, Roberts 2-3, Team 1-(-)1. **New Mexico** – McKamey 19-138, 1 TD, Cox 11-32, Ferguson 4-19, 1 TD, Brody 3-15, Moore 5-8.

PASSING: Navy – Polanco 3-6-0, 101 yards, 1 TD, Divis 2-2-0. 23 yards. **New Mexico** – McKamey 15-24-2, 207 yards, 1 TD.

RECEIVING: Navy – Polanco 2-23, Dryden 1-61, 1 TD, Roberts 1-35, Nelson 1-5. **New Mexico** – Baskett 5-115, Moore 3-21, Hall 2-23, 1 TD, Augustyniak 2-18, Brown 1-11, Ferguson 1-11, Ramirez 1-8.

2005 POINSETTIA BOWL

Navy 51, Colorado State 30
December 22, 2005 • Qualcomm Stadium

SAN DIEGO, Calif. – Sophomore slot back Reggie Campbell tied an NCAA bowl game record with five touchdowns as he helped lead Navy (8-4) to a 51-30 rout of Colorado State (6-6) in front of 36,842 fans at the inaugural Poinsettia Bowl. The two teams combined for a then NCAA bowl game-record 1,183 yards..

Campbell, who was named the game's offensive MVP, scored on 55- and 34-yard scoring strikes from quarterback Lamar Owens and on runs of 22, two and 21 yards to tie a record set by four others, most notably by Barry Sanders in the 1988 Holiday Bowl.

Navy took its first lead of the game, a lead it would never give up, early in the second quarter when Marco Nelson scored on a 22-yard run around the right end, capping off a seven-play, 68-yard drive.

After the Navy defense forced a Colorado State punt, the Mids marched 80 yards on 11 plays as Campbell matched Nelson's TD run with a 22-yard touchdown gallop of his own. The Mids defense forced another punt and Campbell capped off an 89-yard drive with a two-yard touchdown run 28 seconds before intermission and the rout was on.

Campbell would score his fourth touchdown of the game on the first possession of the second half on a 21-yard jaunt to give the Mids a 34-10 lead.

Scoring Summary	1	2	3	4	Final
Navy	7	20	10	14	51
Colorado State	10	0	14	6	30

CSU – Bell 1-yard run (Smith PAT)

Navy – Campbell 55-yard pass from Owens (Bullen PAT)

CSU – Smith 34-yard field goal

Navy – Nelson 22-yard run (kick failed)

Navy – Campbell 22-yard run (Bullen PAT)

Navy – Campbell 2-yard run (Bullen PAT)

Navy – Campbell 21-yard run (Bullen PAT)

CSU – Osborn 10-yard pass from Holland (Smith PAT)

CSU – Osborn 20-yard pass from Holland (Smith PAT)

Navy – Campbell 34-yd. pass from Owens (Bullen PAT)

Navy – Nelson 21-yard run (Bullen PAT)

CSU – Walker 22-yard pass from Holland (run failed)

Navy – Bullen 25-yard field goal

Navy	Team Statistics	Colorado State
33	First Downs	26
611	Total Offense	572
69-467	Rushes-Yardage	34-141
144	Yards Passing	431
5-11	Passing	28-39
1	Passes Had Int.	0
0-0-0	Punts-Avg.	4-39.8
1-1	Fumbles-Lost	1-0
2-10	Penalties	7-79

Individual Leaders

RUSHING: Navy – Ballard 15-129, Campbell 16-116, 3 TD's, Neson 7-80, 2 TD's, Owens 18-50, Bryant 3-26, Tomlinson 1-22, Hampton 3-21, White 2-13, Hines 4-10. **Colorado State** – Bell 22-122, 1 TD, Horton 1-17, Hanie 2-14, Ohaeri 3-5, Green 1-5, Walker 1-1, Holland 4-(-)23.

PASSING: Navy – Owens 5-10-0, 144 yards, 2 TD's, Bryant 0-1-1, 0 yards. **Colorado State** – Holland 26-33-0, 381 yards, 3 TD's, Hanie 2-6-0, 50 yards.

RECEIVING: Navy – Campbell 2-89, 2 TD's, White 1-29, Tomlinson 1-18, Washington 1-8. **Colorado State** – Anderson 9-126, Sperry 8-117, Morton 2-77, Walker 2-49, 1 TD, Osborn 2-30, 2 TD's, Bartz 2-14, Bell 2-10, Davis 1-8.

2006 MEINEKE CAR CARE BOWL

Boston College 25, Navy 24
December 30, 2006 • Bank of America Stadium

CHARLOTTE, N.C. – Steve Aponavicius nailed a 37-yard field goal as time expired to give Boston College (10-3) a 25-24 victory over Navy (9-4) in the Meineke Car Care Bowl.

Navy outplayed the Eagles on both sides of the ball, but a couple of turnovers, two questionable holding calls and a bad bounce allowed the Eagles to escape with the victory.

Boston College jumped out to a 6-0 lead in the first quarter when Eagle quarterback Matt Ryan scored from two yards out.

Navy answered with a 10-play, 88-yard drive capped off by a 31-yard touchdown pass from Kaipo-Noa Kaheaku-Enhada to Tyree Barnes to give a 7-6 lead.

After a Jeremy McGown interception of a Ryan pass gave Navy the ball back at the BC 44-yard line, the Mids took eight plays to take a 14-6 lead on a five-yard touchdown run by Zerbin Singleton. It was Singleton's first-career touchdown.

Kaheaku-Enhada threw his second touchdown pass of the day, this time to Jason Tominson, to give Navy a 21-13 lead.

Aponavicius hit a 26-yard field goal at the gun to cut Navy's lead to five at the half.

Navy regained the momentum to start the second half, going 85 yards on 11 plays. Matt Harmon's 22-yard field goal gave Navy a 24-16 lead.

Ryan threw a 25-yard touchdown pass to cut the lead to 24-22, but the two-point conversion failed.

After both teams traded punts, Navy took the ball over at its own 24 with 4:09 remaining in the game. After picking up two first down, the Mids ran a toss play to Shun White on third-and-six. White appeared to pick up the first down and clinch the game, but the officials flagged the Mids for holding. On the next play Reggie Campbell took his eyes off of Kaheaku-Enhada's pitch and Boston College's Jolon Dunbar picked up the fumble at the Navy 45 and returned it five yards. Six plays later, Aponavicius nailed the 37-yard field goal to give the Eagles the win.

2017 NAVY FOOTBALL

BOWL RECAPS

Scoring Summary	1	2	3	4	Final
Navy	7	14	3	0	24
Boston College	6	10	0	9	25

BC – Ryan 1-yard run (kick failed)

Navy – Barnes 31-yard pass from Kaheaku-Enhada (Harmon PAT)

Navy – Singleton 5-yard run (Harmon PAT)

BC – Toal 1-yard run (Aponavicius PAT)

Navy – Tomlinson 24-yard pass from Kaheaku-Enhada (Harmon PAT)

BC – Aponavicius 26-yard field goal

Navy – Harmon 22-yard field goal

BC – Purvis 25-yard pass from Ryan (pass failed)

BC – Aponavicius 37-yard field goal

Navy	Team Statistics	Boston College
21	First Downs	17
403	Total Offense	315
59-322	Rushes-Yardage	31-73
81	Yards Passing	242
6-8	Passing	20-30
0	Passes Had Int.	2
4-36.0	Punts-Avg.	5-48.8
3-2	Fumbles-Lost	0-0
3-30	Penalties	5-25

Individual Leaders

RUSHING: Navy – White 7-116, Singleton 6-71, 1 TD, Campbell 13-51, Kettani 15-40, Kaheaku-Enhada 13-27, Hines 2-16, Hall 2-5, Washington 1-(-4). BC – Callender 19-66, Robinson 1-6, Whitworth 2-1, Ryan 7-1, 1 TD, Toal 1-1, 1 TD, Brooks 1-(-2).

PASSING: Navy – Kaheaku-Enhada 6-6-0, 77 yards, 2 TD's, Bryant 2-2-0, 4 yards. BC – Ryan 20-29-2, 242 yards, 1 TD, Team 0-1-0, 0 yards.

RECEIVING: Navy – Tomlinson 2-36, 1 TD, Kaheaku-Enhada 2-4, Barnes 1-31, 1 TD, Washington 1-10. BC – Gonzalez 4-50, Robinson 3-61, Callender 3-20, Purvis 2-40, 1 TD, Challenger 2-35, Palmer 2-15, Whitworth 2-14, Gunnell 1-4, Ross 1-3.

2007 POINSETTIA BOWL

Utah 35, Navy 32
December 20, 2007 • Qualcomm Stadium

SAN DIEGO, Calif. – Utah (9-4) outscored Navy (8-5), 21-0, over a seven-minute span in the second half to rally for a 35-32 Poinsettia Bowl victory over the Midshipmen in front of 39,129 fans at Qualcomm Stadium in San Diego. The game was the debut for Navy head coach Ken Niumatalolo.

Utah would take a 7-0 lead early in the second quarter on a five-yard touchdown run by Darrell Mack. The Mids would answer Utah's score with one of their own, driving 70 yards in eight plays. Junior quarterback Kaipō-Noa Kaheaku-Enhada capped the drive with a one-yard touchdown run to tie the score at seven.

Joey Bullen's 39-yard field goal with 28 seconds left in the half gave Navy a 10-7 halftime lead.

The Mids made it 17-7 on the first drive of the third quarter. Junior fullback Eric Kettani busted through the Utah secondary and rumbled 43 yards for a touchdown to give Navy a 17-7 lead.

Jereme Brooks scored from 23 yards out off a reverse to cut Navy's lead to 17-14 and then Utah took the lead when Johnson hit Derrek Richards with a 40-yard touchdown pass to make the score 21-17. Johnson's 19-yard quarterback draw gave Utah a 28-17 lead with 12:47 left in the contest.

To Navy's credit, the Mids refused to quit as Kaheaku-Enhada led Navy on

a nine-play, 81-yard drive that was capped off by a 10-yard touchdown pass to White that made the score 28-25.

The Utah offense would answer with a Mack one-yard run and the Utes appeared to have an insurmountable 35-25 lead with 1:27 left.

The Mids, however, had other ideas. Kaheaku-Enhada hit Zerbin Singleton with a 58-yard touchdown pass that made the score 35-32 with 57 seconds left. Bullen then pulled off a perfectly-executed on-side kick that initially Utah's Dale had his hands on, but Singleton ripped it out of his hands giving the ball to Navy at its own 42 with 57 seconds left. After Kaheaku-Enhada ran for nine yards on first down, his pass was intercepted by Dale at the Utah 31 after Campbell slipped coming out of his route.

Scoring Summary	1	2	3	4	Final
Utah	0	7	14	14	35
Navy	0	10	7	15	32

Utah – Mack 5-yard run (Sakoda PAT)

Navy – Kaheaku-Enhada 1-yard run (Bullen PAT)

Navy – Bullen 39-yard field goal (Bullen PAT)

Navy – Kettani 43-yard run (Bullen PAT)

Utah – Brooks 23-yard run (Sakoda PAT)

Utah – Richards 40-yard pass from Johnson (Sakoda PAT)

Utah – Johnson 19-yard run (Sakoda PAT)

Navy – White 10-yard pass from Kaheaku-Enhada (Kaheaku-Enhada run)

Utah – Mack 1-yard run (Sakoda PAT)

Navy – Singleton 58-yard pass from Kaheaku-Enhada (Bullen kick)

Utah	Team Statistics	Navy
26	First Downs	21
451	Total Offense	438
45-213	Rushes-Yardage	58-316
238	Yards Passing	122
22-27	Passing	7-14
1	Passes Had Int.	1
4-34.5	Punts-Avg.	3-45.7
1-1	Fumbles-Lost	4-2
4-37	Penalties	4-21

Individual Leaders

RUSHING: Navy – Kettani 12-125, 1 TD, Campbell 7-58, White 9-57, Kaheaku-Enhada 18-52, 1 TD, Ballard 6-21, Barnes 1-8, Singleton 3-6, Bryant 1-1, Veteto 1-(-12). Utah – Mack 22-76, 2 TD's, Johnson 11-69, 1 TD, Brooks 2-25, 1 TD, Louks 6-25, Stowers 2-8, Wilson 1-7, Wesson 1-3.

PASSING: Navy – Kaheaku-Enhada 7-14-1, 122 yards, 2 TD's. Utah – Johnson 20-25-1, 226 yards, 1 TD, Louks 2-2-0, 12 yards.

RECEIVING: Navy – Singleton 2-64, 1 TD, Campbell 1-29, Washington 1-14, White 1-10, 1 TD, Ballard 1-9, Kettani 1-(-4). Utah – Hernandez 5-63, Richards 4-61, 1 TD, Mack 4-31, Brown 3-41, Brooks 3-14, Godfrey 1-14, Wesson 1-10, Sims 1-5.

2008 EAGLEBANK BOWL

Wake Forest 29, Navy 19
December 20, 2008 • Robert F. Kennedy Memorial Stadium

WASHINGTON, D.C. – Wake Forest (8-5) outscored Navy (8-5), 22-6, in the second half to rally for a 29-19 victory over the Midshipmen in the inaugural EagleBank Bowl at RFK Stadium in Washington, D.C.

Navy jumped out to a 13-0 lead thanks to field goals of 40 and 47 yards by Matt Harmon and a 50-yard return of an Alphonso Smith fumble by senior

2017 NAVY FOOTBALL

BOWL RECAPS

cornerback Rashawn King.

The Mids were looking to add to their lead late in the second quarter, driving the ball deep into Wake Forest territory, but on second down from the Wake Forest 27-yard line senior quarterback Kaipo-Noa Kaheaku-Enhada overthrew Tyree Barnes and Smith intercepted the ball at the two-yard line.

The Navy defense had dominated the game up to that point, but the Mids allowed Wake Forest to drive 98 yards in 3:48 to cut the Mids lead to 13-7 at the half.

The Demon Deacons took their first lead of the game on their first drive of the second half, driving 73 yards on 10 plays (nine of those plays were runs) in 5:17. Adams scored from five yards out to make the score 14-13.

Navy would retake the lead early in the fourth quarter after a defensive stand gave the ball to the offense at the 50-yard line. Kaheaku-Enhada ripped off a 35-yard run on the first play and then he scored from two yards out five plays later to make the score 19-13. Navy's two-point conversion attempt failed.

Navy's lead did not last long as Wake answered Navy's touchdown with one of its own, marching 80 yards in nine plays. The big play of the drive was on third-and-seven when Skinner hit Chip Brinkman with a 44 yard pass down to the Navy 11-yard line. Skinner struck again two plays later on another third-and-seven, this time hitting Ben Wooster with an eight-yard touchdown pass. Skinner converted the two-point conversion with a pass to Devin Brown to make the score 22-19.

Shun White returned the ensuing kickoff all the way down to the Wake Forest 11-yard line, but the play was called back after Navy was nailed for holding.

Navy still had two opportunities to tie or retake the lead, but Kaheaku-Enhada was stopped for no gain on third-and-five from the Navy 47 on the first drive and then lost a fumble on fourth-and-10 on the second drive.

Scoring Summary	1	2	3	4	Final
Wake Forest	0	7	7	15	29
Navy	10	3	0	6	19

Navy – Harmon 40-yard field goal

Navy – King 50-yard fumble recovery (Harmon PAT)

Navy – Harmon 47-yard field goal

WF – Adams 4-yard run (Swank PAT)

WF – Adams 5-yard run (Swank PAT)

Navy – Kaheaku-Enhada 2-yd. run (pass failed)

WF – Wooster 8-yard pass from Skinner (Brown pass from Skinner)

WF – Belton 35-yd. run (Swank PAT)

Wake Forest	Team Statistics	Navy
18	First Downs	12
405	Total Offense	253
48-239	Rushes-Yardage	48-221
166	Yards Passing	32
11-11	Passing	2-7
0	Passes Had Int.	1
4-40.2	Punts-Avg.	3-42.3
2-1	Fumbles-Lost	2-1
6-55	Penalties	3-20

Individual Leaders

RUSHING: Wake Forest – Harris 24-136, Belton 5-46, Skinner 7-29, Adams 7-13, Rinfrette 3-12, Smith 1(-1). Navy – Kaheaku-Enhada 15-83, White 14-71, Kettani 14-50, Doyle 1-10, Shinego 3-5, Dobbs 1-2.

PASSING: Wake Forest – Skinner 11-11-0, 166 yards, 1 TD. Navy – Kaheaku-Enhada 2-7-1, 32 yards.

RECEIVING: Wake Forest – Boldin 4-66, Brinkman 2-51, Harris 2-36, Wooster 1-8, 1 TD, Williams 1-7, Belton 1(-2). Navy – Barnes 2-32.

2009 TEXAS BOWL

Navy 35, Missouri 13

December 31, 2009 • Reliant Stadium

HOUSTON, Texas – Quarterback Ricky Dobbs rushed for 166 yards and three touchdowns on 30 carries and completed nine of his 14 pass attempts for 130 yards and a touchdown, while the Navy defense held Missouri to just one touchdown as the Mids routed the Tigers, 35-13, in front of a crowd of 69,441 at the Texas Bowl.

Dobbs set a Navy bowl record for rushing yards and tied the record for carries and rushing touchdowns en route to being named the Texas Bowl MVP. Slot back Marcus Curry also had a big day, rushing for 109 yards and a touchdown on 12 carries and catching five passes for 97 yards.

The Navy defense opened the game in a 2-4-5 alignment that befuddled the Missouri offense all day. After giving up a 58-yard touchdown pass from Blaine Gabbert to Danario Alexander on the second play of the game, the Mids allowed just six points over the final 59:24.

After the Alexander touchdown run on the second play of the game, Navy tied it on a one-yard touchdown run by Dobbs with 2:58 left in the first quarter and then took the lead for good on a 12-yard run by Dobbs with 45 seconds left in the half. That touchdown was set up by a Vela fumble recovery.

Bobby Doyle's three-yard touchdown reception on a slant route from Dobbs extended the lead to 21-10 early in the third quarter and then Navy put the game away in the fourth on Curry's 11-yard touchdown run and a one-yard touchdown run by Dobbs.

The Mids gashed the Missouri defense, which entered the game ranked 11th in the country against the run, for 515 yards, including a Texas Bowl-record 385 yards on the ground. Missouri was held to 356 yards of total offense, including a paltry 65 rushing yards.

Linebacker Ross Pospisil led the Navy defense with nine tackles, 1.5 sacks and an interception, while outside linebacker Craig Schaefer had eight tackles, three tackles for a loss and a sack. Safety Wyatt Middleton added an interception and outside linebacker Ram Vela recovered a fumble.

Scoring Summary	1	2	3	4	Final
Navy	7	7	7	14	35
Missouri	7	3	0	3	13

Navy – Harmon 40-yard field goal

Missouri – Alexander 58-yard pass from Gabbert (Ressel PAT)

Navy – Dobbs 1-yard run (Buckley PAT)

Navy – Dobbs 12-yard run (Buckley PAT)

Missouri – Ressel 31-yard field goal

Navy – Doyle 3-yard pass from Dobbs (Buckley PAT)

Missouri – Ressel 31-yard field goal

Navy – Curry 11-yard run (Buckley PAT)

Navy – Dobbs 1-yard run (Buckley PAT)

Navy	Team Statistics	Missouri
28	First Downs	17
515	Total Offense	356
67-385	Rushes-Yardage	26-65
130	Yards Passing	291
9-14	Passing	15-31
0	Passes Had Int.	2
2-43.0	Punts-Avg.	4-43.2
3-2	Fumbles-Lost	1-1
2-10	Penalties	0-0

2017 NAVY FOOTBALL

BOWL RECAPS

Individual Leaders

RUSHING: Navy – Dobbs 30-166, Curry 12-109, Murray 10-46, Finnerty 5-31, Greene 4-29, Doyle 3-13, Hatcher 1-(-4), Team 2-(-5). **Missouri** – Washington 11-62, Moore 5-24, Lawrence 1-3, Gabbert 9-(-24).

PASSING: Navy – Dobbs 9-14-0-130. **Missouri** – Gabbert 15-31-2-291.

RECEIVING: Navy – Curry 5-97, Doyle 2-18, Finnerty 1-8, Henderson 1-7. **Missouri** – Alexander 6-137, Kemp 3-83, Washington 3-57, Lawrence 1-7, Jones 1-4, Woodland 1-3.

2010 POINSETTIA BOWL

San Diego State 35, Navy 14
December 23, 2010 • Qualcomm Stadium

SAN DIEGO, Calif. – Freshman tailback Ronnie Hillman rushed for 228 yards and three touchdowns, while junior quarterback Ryan Lindley completed 18 of his 23 passes for 276 yards and two TDs to lead San Diego State to a 35-14 victory over Navy in front of a San Diego County Credit Union Poinsettia Bowl record crowd of 48,049 at Qualcomm Stadium.

The Aztecs jumped out to a 14-0 lead in the first quarter as Hillman scored on a 22-yard touchdown run and wide receiver Vincent Brown caught a 53-yard touchdown pass from Lindley.

Navy cut the lead to 14-7 early in the second quarter when, on third-and-19, senior quarterback Ricky Dobbs hit wide receiver Greg Jones with a 30-yard touchdown pass.

San Diego State went back up by 14 with 3:15 left in the half when Hillman scored on a 37-yard run, but the Mids answered with a 10-play, 73-yard scoring drive to cut the lead to 21-14 at the half. Dobbs hit Jones with a 40-yard pass down to the San Diego State 11 and then scored from the one with seven seconds remaining to give the Mids some momentum heading into the locker room.

Navy got the ball to start the third quarter and moved it to the San Diego State 9-yard line where the Mids had it first-and-goal. On first down, Dobbs was stopped for no gain and on second down he rushed for six yards to the Aztecs 3-yard line. On third-and-goal, sophomore slot back Bo Snelson was stopped for no gain and on fourth down Dobbs just barely overthrew an open Snelson in the end zone as the Mids turned the ball over on downs.

The score remained 21-14 until early in the fourth quarter when Lindley hit Hillman with a 15-yard touchdown pass to make it 28-14.

Navy head coach Ken Niumatalolo elected to punt on Navy's next drive when the Mids had a fourth-and-two at their own 42. The decision did not pay off as San Diego State kept the ball for the next 6:46, driving 80 yards on 13 plays with Hillman capping the drive with a one-yard run to make the score 35-14.

Dobbs ended his celebrated career by rushing for 107 yards and a touchdown on 24 carries and completing eight of his 15 passes for 147 yards with one TD and one interception. Meanwhile, Jones finished with three catches for 85 yards and a touchdown.

Outside linebacker Jerry Hauburger led the defense with 11 tackles, while linebacker Tyler Simmons and safety De'Von Richardson finished with seven stops each. Linebacker Matt Warrick and safety Wyatt Middleton pitched in five stops each.

Scoring Summary	1	2	3	4	Final
Navy	0	14	0	0	14
San Diego State	14	7	0	14	35

SDSU – Hillman 22-yard run (Perez PAT)

SDSU – Brown 53-yard pass from Lindley (Perez PAT)

Navy – Jones 30-yard pass from Dobbs (Buckley PAT)

SDSU – Hillman 37-yard run (Perez PAT)

Navy – Dobbs 1-yard run (Buckley PAT)

SDSU – Hillman 15-yard pass from Lindley (Perez PAT)

SDSU – Hillman 1-yard run (Perez PAT)

Navy	Team Statistics	San Diego St.
22	First Downs	27
382	Total Offense	555
51-235	Rushes-Yardage	41-279
147	Yards Passing	276
8-15	Passing	18-23
1	Passes Had Int.	0
5-40.6	Punts-Avg.	3-40.3
1-0	Fumbles-Lost	2-0
3-29	Penalties	3-18

Individual Leaders

RUSHING: Navy – Dobbs 24-107, Teich 10-38, Greene 5-33, Santiago 4-27, Howell 4-25, Snelson 2-13, Murray 1-0, Jones 1-(-8). **SDSU** – Hillman 28-228, Kazee 7-41, Sandifer 1-14, Lindley 1-8, Young 1-3, Team (2-(-2), Brown 1-(-13)).

PASSING (Comp-Att-Int, Yds): Navy – Dobbs 8-15-1, 147. **SDSU** – Lindley 18-23-0, 276.

RECEIVING: Navy – Jones 3-85, Teich 2-9, Greene 1-30, Santiago 1-16, Furman 1-7.

SDSU – Brown 8-165, Escobar 3-24, Sampson 2-45, Hillman 2-16, Sandifer 1-10, Denso 1-8, Sullivan 1-8.

2012 KRAFT FIGHT HUNGER BOWL

Arizona State 62, Navy 28
December 29, 2012 • AT&T Park

SAN FRANCISCO, Calif. – Taylor Kelly threw four touchdown passes and ran for a fifth score to lead Arizona State to a 62-28 victory over Navy in the Kraft Fight Hunger Bowl in front of 34,172 fans at AT&T Park.

Offensive MVP Marion Grice ran for 159 yards and two touchdowns for the Sun Devils (8-5), who used their fast-paced spread offense to score touchdowns on their first nine possessions.

Among the highlights for Navy were Keenan Reynolds' 3-yard TD pass to Matt Aiken in the first half and a 95-yard kickoff return for a score by Gee Gee Greene in the third quarter. Greene's kickoff return for a TD was the first in school history in a bowl game.

Arizona State's Rashad Ross started and ended the first-half scoring with touchdown receptions. His 16-yard catch from Kelly capped a 75-yard game-opening drive and he got behind the Navy defense for a 52-yard score in the final minute of the half to make it 34-7. Ross then caught a 50-yard TD pass on Arizona State's first drive of the second half to make it 41-7.

Grice scored on a 10-yard run in the first quarter and a 39-yarder in the third. He had 19 touchdowns this season, with 11 coming on the ground.

The Midshipmen had a few opportunities to keep the game close on offense in the first half but Greene was unable to hold onto a pass in the end zone on fourth-and-7 from the 31 in the first quarter and Reynolds lost three yards on a third-and-1 keeper from the eight before Nick Sloan missed a field goal.

Sen. John McCain, a former Navy fighter pilot who represents Arizona in Congress, handled the pregame toss. Instead of using a coin, the game sponsored by Kraft, uses an Oreo with one side being a chocolate cookie and the other vanilla.

2017 NAVY FOOTBALL

BOWL RECAPS

Greene carried the ball 12 times for 112 yards to go along with his kickoff return for a touchdown. Freshman fullback Chris Swain rushed for 93 yards and a touchdown on four carries, while sophomore fullback Noah Copeland rushed for 47 yards on 10 carries.

Brandon Turner caught a 23-yard touchdown pass from Trey Miller in the fourth quarter. Matt Warrick led the Navy defense with nine tackles, while Trav'es Bush, Keegan Wetzel, Jordan Drake and Parrish Gaines had six tackles apiece.

Scoring Summary	1	2	3	4	Final
Navy	0	7	7	14	28
Arizona State	21	13	28	0	62

ASU – Ross 16-yard pass from Kelly (Garoutte PAT)

ASU – Grice 10-yard run (Garoutte PAT)

ASU – Kelly 1-yard run (Garoutte PAT)

Navy – Aiken 3-yard pass from Reynolds (Sloan PAT)

ASU – Agwuenu 11-yard pass from Kelly (Garoutte PAT)

ASU – Ross 52-yard pass from Kelly (kick failed)

ASU – Ross 50-yard pass from Kelly (Garoutte PAT)

ASU – Marshall 1-yard run (Garoutte PAT)

Navy – Greene 95-yard kickoff return (Sloan PAT)

ASU – Grice 39-yard run (Garoutte PAT)

ASU – Marshall 33-yard run (Garoutte PAT)

Navy – Swain 46-yard run (Sloan PAT)

Navy – Turner 23-yard pass from Miller (Sloan PAT)

Navy	Team Statistics	Arizona St.
18	First Downs	36
350	Total Offense	648
55-313	Rushes-Yardage	48-381
37	Yards Passing	267
6-12	Passing	17-20
1	Passes Had Int.	0
4-41.0	Punts-Avg.	0-0.0
0-0	Fumbles-Lost	1-1
6-43	Penalties	2-25

Individual Leaders

RUSHING: Navy – Greene 12-112, Swain 4-93, Copeland 10-47, Whiteside 4-23, Reynolds 22-21, Staten 1-8, Aiken 1-6, Christian 1-3. **Arizona State** – Grice 14-159, Kelly 7-81, Marshall 8-59, Eubank 7-38, Lewis 7-27, Robinson 2-20, Foster 1-1, Team 2-(-4).

PASSING (Comp-Att-Int, Yds): Navy – Reynolds 5-11-1, 14, Miller 1-1-0, 23. **Arizona State** – Kelly 17-19-0, 267, Eubank 0-1-0, 0.

RECEIVING: Navy – Turner 2-24, Copeland 2-4, Greene 1-6, Aiken 1-3. **Arizona State** – Ross 4-139, Coyle 4-37, Agwuenu 2-21, Miles 2-21, Grice 2-19, Foster 2-11, Marshall 1-19.

this season.

The only players with more rushing TDs in a season were Barry Sanders (37) with Oklahoma State and Wisconsin's Montee Ball (33).

Navy piled up 366 yards rushing and finished its season with five straight victories

The Blue Raiders (8-5) were held to a season low in points. They had finished the regular season with a five-game winning streak, averaging nearly 43 points a game in that stretch - since a 34-7 loss on Oct. 12 at North Texas.

Reynolds lost two fumbles, matching his total during the regular season, but Middle Tennessee failed to convert into points on either of the miscues. Both fumbles were recovered by linebacker T.T. Barber, Middle Tennessee's MVP, after Navy drove inside the 20.

Down 10-6 at halftime, the Blue Raiders moved to the Navy seven on the opening drive of the second half. They went for it on fourth down instead of trying a short field goal, but fullback Corey Carmichael managed only a yard before getting taken down by Travis Bridges and George Jamison, who also had an interception.

Scoring Summary	1	2	3	4	Final
Middle Tennessee (8-5)	3	3	0	0	6
Navy (9-4)	7	3	0	14	24

Navy – Reynolds 3-yard run (Sloan PAT)

MT – Clark 43-yard field goal

Navy – Sloan 32-yard field goal

MT – Clark 24-yard field goal

Navy – Reynolds 1-yard run (Sloan PAT)

Navy – Sanders 41-yard run (Sloan PAT)

M. Tennessee	Team Statistics	Navy
21	First Downs	26
309	Total Offense	385
27-91	Rushes-Yardage	67-366
218	Yards Passing	19
19-33	Passing	3-7
2	Passes Had Int.	0
3-40.3	Punts-Avg.	2-30.0
1-0	Fumbles-Lost	4-2
6-74	Penalties	2-18

Individual Leaders

RUSHING: M. Tennessee – Bryson 9-43, Whatley 8-26, Tucker 4-15, Carmichael 3-9, Parker 1-4, Kilgore 2-(-6). Navy – Reynolds 20-86, Copeland 11-59, Sanders 5-53, Whiteside 8-44, Staten 6-37, Singleton 7-27, Brown 3-26, Swain 5-22, Smith 2-12.

PASSING (Comp-Att-Int, Yds): M. Tennessee – Kilgore 19-33-2, 218. Navy – Reynolds 3-7-0, 19.

RECEIVING: M. Tennessee – Griswold 9-106, Jefferson 5-79, Henry 2-21, Perkins 1-6, Bryson 1-3, Frazier 1-3. Navy – Whiteside 1-10, Sanders 1-6, Staten 1-3.

2013 BELL HELICOPTER ARMED FORCES BOWL

Navy 24, Middle Tennessee 6
December 30, 2013 • Amon G. Carter Stadium

FORT WORTH, Texas – Keenan Reynolds joined the 30-touchdown rushing club in Navy's 24-6 victory over Middle Tennessee in the Bell Helicopter Armed Forces Bowl.

Reynolds had a three-yard score to cap the opening drive for Navy (9-4) and added a one-yarder in the fourth quarter. Already holding the NCAA record for rushing touchdowns by a quarterback, Reynolds upped his total to 31 to match Colorado State running back Kapri Bibbs, also a sophomore, for the national lead

2017 NAVY FOOTBALL

BOWL RECAPS

2014 POINSETTIA BOWL

Navy 17, San Diego State 16
December 23, 2014 • Qualcomm Stadium

SAN DIEGO, Calif. – Austin Grebe kicked the go-ahead, 24-yard field goal with 1 minute, 27 seconds left to lead the Midshipmen to a 17-16 victory over San Diego State in the San Diego County Credit Union Poinsettia Bowl.

The Mids won their fourth straight and for the sixth time in seven games. They've won consecutive bowl games for just the second time in history. Additionally, they were playing just 10 days after beating Army for the 13th straight time.

The Midshipmen won the contest after the Aztecs' Donny Hageman was wide right on a 34-yard field goal attempt with 20 seconds left.

The winning drive was set up when Navy's Chris Johnson forced and recovered a fumble by Donnel Pumphrey.

Fullback Chris Swain converted on a fourth-and-1 and Ryan Williams-Jenkins took a pitch and ran 28 yards to help set up the game-winner by Grebe.

San Diego State then got to the Navy 17 before Hageman missed. Hageman earlier made field goals of 43, 37 and 30 yards. His third field goal gave SDSU a 16-14 lead late in the third quarter.

Junior quarterback Keenan Reynolds ran for two touchdowns, extending his own NCAA record for scores by a quarterback to 64.

He scored on a 1-yard keeper for the game's first score and then somersaulted into the end zone at the end of a 6-yard run to give Navy a 14-13 lead midway through the third quarter.

Leading 16-14, SDSU went for it on fourth-and-5 from the Navy 12 but Quinn Kaehler's pass to Mikah Holder was incomplete.

Navy punted on its next possession but got the ball back after Pumphrey fumbled.

The Midshipmen rushed for 254 yards, led by Swain with 72 yards on eight carries.

Navy improved to 2-2 in the Poinsettia Bowl. The victory avenged a 35-14 loss to SDSU in the 2010 Poinsettia Bowl.

Reynolds was named the game's offensive MVP, while senior linebacker Jordan Drake, who tied his career-high with 13 tackles, was named the game's defensive MVP.

Scoring Summary	1	2	3	4	Final
Navy (8-5)	7	0	7	3	17
San Diego State (7-6)	10	3	3	0	16

Navy – Reynolds 1-yard run (Grebe PAT)
 SDSU – Pumphrey 5-yard run (Hageman PAT)
 SDSU – Hageman 43-yard field goal
 SDSU – Hageman 37-yard field goal
 Navy – Reynolds 6-yard run (Grebe PAT)
 SDSU – Hageman 30-yard field goal
 Navy – Grebe 24-yard field goal

Navy	Team Statistics	San Diego St.
14	First Downs	18
271	Total Offense	327
58-254	Rushes-Yardage	33-186
17	Yards Passing	141
3-7	Passing	11-27
0	Passes Had Int.	2
4-42.8	Punts-Avg.	3-34.3
4-4	Fumbles-Lost	1-1
5-45	Penalties	5-34

Individual Leaders

RUSHING: Navy – C. Swain 8-72, Williams-Jenkins 8-67, Coopeland 12-63, Sanders 4-24, Whiteside 6-20, Reynolds 19-9, Team 1-(1). SDSU – Pumphrey 21-112, Price 11-69, Kaehler 1-5.

PASSING (Comp-Att-Int, Yds): Navy – Reynolds 3-7-0, 17. SDSU – 11-27-2, 141.

RECEIVING: Navy – Dudeck 2-15, Whiteside 1-2. SDSU – Pumphrey 4-42, Clark 3-45, Price 2-9, Judge 1-32, Favreau 1-13.

2015 MILITARY BOWL

Navy 44, Pitt 28
December 28, 2015 • Navy-Marine Corps Memorial Stadium

ANNAPOLIS, Md. – Senior quarterback Keenan Reynolds wrapped up his record-setting college career in spectacular fashion, running for three scores and throwing for another to lead Navy past Pittsburgh, 44-28, in the Military Bowl. With Reynolds leading the way, the Midshipmen completed their first 11-win season in 135 years of football.

After the Midshipmen let a 24-point cushion dwindle to 38-28, Reynolds capped a nine-play drive with a 9-yard touchdown run with 4:19 remaining. It was his 88th career TD, breaking a tie with Kenneth Dixon of Louisiana Tech for most in Football Bowl Subdivision history. Reynolds ran for 144 yards on 24 carries, completed 9 of 17 passes for 126 yards and had a reception for 47 yards on a trick play. He leaves Navy as the FBS career leader in touchdowns and points (530). His 4,559 yards rushing are the most by a quarterback in Division I history.

Quadree Ollison rushed for 73 yards and scored two touchdowns for Pitt. Nate Peterman threw a TD pass, but was intercepted three times. It all added up to a disappointing ending for the Panthers in their first season under coach Pat Narduzzi.

After Quadree Henderson returned the opening kickoff 100 yards for Pitt, Navy went up 21-7 at halftime and built a 31-7 lead midway through the third quarter. Pitt scored two touchdowns in 17 seconds to close to 31-21, but could not complete the comeback.

Playing before a sellout crowd of 36,352 in its home stadium, Navy used its triple-option attack to overwhelm a team that went 6-2 in the Atlantic Coast Conference and ranked 20th in the nation against the run. The Midshipmen finished with 590 yards in offense, including 417 on the ground - 114 by senior fullback Chris Swain.

After Henderson weaved from end zone to end zone for the game-opening score, Reynolds directed a 75-yard drive that ended with his 1-yard touchdown run. Later in the first quarter, Reynolds capped a 14-play march with a 5-yard TD. Navy's next touchdown came on an 11-yard pass from Reynolds to Tyler Carmona.

Niumatalolo momentarily abandoned the triple option in the third quarter in favor of a bit of trickery. Reynolds pitched the ball to fullback Shawn White, then went around the right side of the line for a catch-and-run that set up a 26-yard touchdown jaunt by Demond Brown.

It was 31-7 before Nate Peterman threw a 4-yard TD pass to Ollison, and a 22-yard fumble return by Jordan Whitehead got Pitt within 10 points. After Navy scored another touchdown, Ollison ran for a 45-yard score to make it 38-28.

But this was to be Reynolds' day. In his final significant drive with the Midshipmen, he converted three third downs and drew the Panthers offside on a fourth-and-3. Junior corner Brendon Clements had two interceptions for the Navy defense, while senior safety Lorentez Barbour also picked off Peterman.

Scoring Summary	1	2	3	4	Final
Pitt (8-5 / 6-2 ACC)	7	0	14	7	28
Navy (11-2 / 7-1 AAC)	14	7	10	13	44

2017 NAVY FOOTBALL

BOWL RECAPS

Pitt – Henderson 100-yard kickoff return (Blewitt PAT)
Navy – Reynolds 1-yard run Keenan Reynolds (Grebe PAT)
Navy – Reynolds 5-yard run Keenan Reynolds (Grebe PAT)
Navy – Carmona 11-yard pass from Reynolds (Grebe PAT)
Navy – Brown 26-yard run (Grebe PAT)
Navy – Grebe 35-yard field goal
Pitt – Ollison 4-yard pass from Peterman (Blewitt PAT)
Pitt – Whitehead 22-yard fumble recovery (Blewitt PAT)
Navy – Gulley 15-yard run (Grebe PAT)
Pitt – Ollison 45-yard run (Blewitt PAT)
Navy – Reynolds 9-yard run (kick failed)

Pitt	Team Statistics	Navy
17	First Downs	31
335	Total Offense	590
21-198	Rushes-Yardage	71-417
137	Yards Passing	173
13-21	Passing	10-18
3	Passes Had Int.	0
2-38.5	Punts-Avg.	1-13.0
0-0	Fumbles-Lost	1-1
1-5	Penalties	2-15

Individual Leaders

RUSHING: Pitt – Ollison 8-73, Boyd 5-55, Whitehead 2-43, Peterman 3-25, Hall 3-2. Navy – Reynolds 24-144, C. Swain 27-114, Romine 4-84, Brown 4-32, Gulley 3-20, Cass Jr. 2-10, Ezell 4-8, Tillman 1-7, Team 1-(2)

PASSING (Comp-Att-Int, Yds): Pitt – Peterman 13-21-3, 137. Navy – Reynolds 9-17-0, 126, White 1-1-0, 47.

RECEIVING: Pitt – Boyd 6-53, Ford 3-39, Orndoff 2-31, Ollison 2-14. Navy – Brown 2-30, Sanders 2-30, Tillman 2-27, Carmona 2-23, Reynolds 1-47, Gulley 1-16.

INTERCEPTIONS: Pitt – None. Navy – Clements 2-16, Barbour 1-0.

SACKS (#YDS): Pitt – None. Navy – None.

TACKLES: Pitt – Glambos 19, Whitehead 10, Bradley 9, Mitchell 8, Soto 7, Grigsby 7. Navy – Adams 5, Thomas 5, Colburn 5, Thomasson 4, Barbour 4.

2016 ARMED FORCES BOWL

Louisiana Tech 48, Navy 45
 December 23, 2016 • Amon G. Carter Stadium

Fort Worth, Texas – Louisiana Tech senior quarterback Ryan Higgins threw for 409 yards and four touchdowns, two each to Trent Taylor and Carlos Henderson, and Jonathan Barnes' 32-yard field goal broke the game's fourth tie as the Bulldogs beat Navy, 48-45, in the Lockheed Martin Armed Forces Bowl.

The Bulldogs drove for the winning score after Navy freshman quarterback Malcolm Perry ran 30 yards for a touchdown on his only play. Higgins was then 4 for 4 for 58 yards on the final drive.

Taylor, the 5-foot-8 senior, set an Armed Forces Bowl record with his 12 catches for 233 yards, including a 51-yard TD just before halftime for a 31-24 lead, and joined Troy Edwards as the only Bulldog with more than 4,000 career receiving yards. Henderson, a junior, had 10 catches for 129 yards and finished this season with 19 TDs

Perry, whose TD with 3:46 left tied the game at 45-45, came in after Zach Abey took a shot to the ribs on a play that led to a targeting ejection by Tech defensive tackle Jordan Bradford.

Abey, who made only his second career start, ran for 114 yards and two scores and threw for 159 yards and another touchdown. Abey was named Navy's Most Valuable Player in the game.

The 45 points were the second-most points Navy has ever scored in a bowl game and most it has scored in a loss.

Scoring Summary	1	2	3	4	Final
Louisiana Tech (9-5)	17	14	0	17	48
Navy (9-5, 7-1 AAC)	7	17	7	14	45

La. Tech – 1-yd run Ryan Higgins (Barnes PAT)
La. Tech – 22-yd field goal Jonathan Barnes
Navy – 3-yd run Zach Abey (Moehring PAT)
La. Tech – 19-yd pass Trent Taylor from Ryan Higgins (Barnes PAT)
Navy – 64-yd pass Darryl Bonner from Zach Abey (Moehring PAT)
Navy – 2-yd run Zach Abey (Moehring PAT)
La. Tech – 3-yd pass Carlos Henderson from Ryan Higgins (Barnes PAT)
Navy – 40-yd field goal Bennett Moehring
La. Tech – 51-yd pass Trent Taylor from Ryan Higgins (Barnes PAT)
Navy – 24-yd run Chris High (Moehring PAT)
La. Tech – 12-yd run Boston Scott (Barnes PAT)
Navy – 9-yd run Chris High (Moehring PAT)
La. Tech – 4-yd pass Carlos Henderson from Ryan Higgins (Barnes PAT)
Navy – 30-yd run Malcolm Perry (Moehring PAT)
La. Tech – 32-yd field goal Jonathan Barnes

La. Tech	Team Statistics	Navy
31	First Downs	25
497	Total Offense	459
33-88	Rushes-Yardage	49-300
409	Yards Passing	159
29-40	Passing	7-12
0	Passes Had Int.	0
2-47.0	Punts-Avg.	3-47.3
2-1	Fumbles-Lost	2-1
4-50	Penalties	6-70

Individual Leaders

RUSHING: La. Tech – Craft 17-63, Scott 7-33, Team 1-(1), Higgins 8-(7). Navy – Abey 25-114, Romine 3-47, High 7-46, Perry 1-30, Bonner 4-22, Cass Jr. 6-19, T. Walker 1-15, Sh. White 2-7.

PASSING (Comp-Att-Int, Yds): La. Tech – Higgins 29-40-0, 409. Navy – Abey 7-12-0, 159.

RECEIVING: La. Tech – Taylor 12-233, Henderson 10-129, C. Smith 4-34, A. Smith 1-7, Bonnette 1-5, Craft 1-1. Navy – Bonner 2-79, Tillman 2-16, High 1-38, Brown III 1-16, Colon 1-10.

INTERCEPTIONS: La. Tech – None. Navy – None.

SACKS (#YDS): La. Tech – Farris 1.0-2, Washington 0.5-1, Brown 0.5-2. Navy – Thomas 1.0-7, Palmore 1.0-4, Polu 1.0-13.

TACKLES: La. Tech – Woods 8, Grogan 8, Farris 8, Scott 6, Canty 5, Lewis 5, Washington 5. Navy – Thomas 9, Wooten 6, Gilman 6, Thomasson 6, Norton 6, Ryan 6.

2017 NAVY FOOTBALL

BOWL RECORDS

INDIVIDUAL RECORDS

Rushing

Most Attempts

30	Eddie Meyers vs. Ohio State	1981 Liberty Bowl
	Ricky Dobbs vs. Missouri	2009 Texas Bowl

Most Yards Gained

166	Ricky Dobbs vs. Missouri	2009 Texas Bowl
-----	--------------------------	-----------------

Touchdowns

3	Aaron Polanco vs. New Mexico	2004 Emerald Bowl
	Reggie Campbell vs. Colorado State	2005 Poinsettia Bowl
	Ricky Dobbs vs. Missouri	2009 Texas Bowl
	Keenan Reynolds vs. Pitt	2015 Military Bowl

Passing

Most Attempts

31	Roger Staubach vs. Texas	1964 Cotton Bowl
----	--------------------------	------------------

Most Completions

21	Roger Staubach vs. Texas	1964 Cotton Bowl
----	--------------------------	------------------

Most Yards Gained

277	Chris McCoy vs. California	1996 Aloha Bowl
-----	----------------------------	-----------------

Completion Percentage

.692	Chris McCoy (9-of-13) vs. California	1996 Aloha Bowl
------	--------------------------------------	-----------------

Most TD Passes

2	Marco Pagnanelli vs. Ohio State	1981 Liberty Bowl
	Lamar Owens vs. Colorado State	2005 Poinsettia Bowl
	Kaipo-Noa Kaheaku-Enhada vs. BC	2006 Meineke Bowl
	Kaipo-Noa Kaheaku-Enhada vs. Utah	2007 Poinsettia Bowl

Receiving

Most Receptions

9	Ed "Skip" Orr vs. Texas	1964 Cotton Bowl
---	-------------------------	------------------

Most Yards Gained

194	Cory Schemm vs. California	1996 Aloha Bowl
-----	----------------------------	-----------------

Touchdown Receptions

2	Reggie Campbell vs. Colorado State	2005 Poinsettia Bowl
---	------------------------------------	----------------------

Total Offense

Most Plays

44	Ricky Dobbs vs. Missouri	2009 Texas Bowl
----	--------------------------	-----------------

Total Offense Yards

388	Chris McCoy vs. California	1996 Aloha Bowl
-----	----------------------------	-----------------

Punting

Most Punts

6	Greg Mather vs. Missouri	1961 Orange Bowl
---	--------------------------	------------------

Highest Avg. (min. 3)

47.3	Alex Barta (3-142) vs. Louisiana Tech	2016 Armed Forces Bowl
------	---------------------------------------	------------------------

Punt Returns

Most Returns

3	Jason Tomlinson vs Boston Coll.	2006 Meineke Car Care Bowl
---	---------------------------------	----------------------------

Most Return Yards

31	Calvin Cass, Jr. vs. Louisiana Tech	2016 Armed Forces Bowl
----	-------------------------------------	------------------------

Kickoff Returns

Most Returns

6	Gee Gee Greene vs. Arizona St.	2012 Kraft Fight Hunger
---	--------------------------------	-------------------------

Most Return Yards

187	Gee Gee Greene vs. Arizona St.	2012 Kraft Fight Hunger
-----	--------------------------------	-------------------------

Interceptions

Most Interceptions

2	Brendon Clements vs. Pittsburgh	2015 Military Bowl
---	---------------------------------	--------------------

Most Yards Returned

62	Wyatt Middleton vs. Missouri	2009 Texas Bowl
----	------------------------------	-----------------

Defense

Most Tackles

20	Mike Rouser vs. Houston	1980 Garden State Bowl
----	-------------------------	------------------------

Scoring

Most Points

30	Reggie Campbell (5 TD's) vs. Colorado State	2005 Poinsettia Bowl
----	---	----------------------

Most Touchdowns

5	Reggie Campbell vs. Colorado State	2005 Poinsettia Bowl
---	------------------------------------	----------------------

Field Goals Made

3	Bob Tata vs. BYU	1978 Holiday Bowl
---	------------------	-------------------

Field Goals Attempted

3	Bob Tata vs. BYU	1978 Holiday Bowl
	Matt Harmon vs. Wake Forest	2008 EagleBank Bowl

Most PATs

6	Tom Vanderhorst vs California	1996 Aloha Bowl
	Joey Bullen vs. Colorado State	2005 Poinsettia Bowl
	Bennett Moehring vs. Louisiana Tech	2016 Armed Forces Bowl

2017 NAVY FOOTBALL

BOWL RECORDS

TEAM RECORDS

First Downs

33 vs. Colorado State 2005 Poinsettia Bowl

Rushing

Rushing Attempts 71 vs. Pittsburgh, 2015 Military Bowl
Most Rushing Yards 467 vs. Colorado State, 2005 Poinsettia Bowl

Passing

Most Passing Attempts 34 vs. Texas, 1963 Cotton Bowl
Most Pass Completions 22 vs. Texas, 1963 Cotton Bowl
Most Passing Yards 395 vs. California, 1996 Aloha Bowl
Most Interceptions Thrown 4 vs. Missouri, 1961 Orange Bowl
4 vs. Mississippi, 1955 Sugar Bowl

Total Offense

Most Yards — Total Offense 646 vs. California, 1996 Aloha Bowl

Punting

Most Punts 7 vs. Missouri, 1961 Orange Bowl

Returns

Most Punt Returns 5 vs. Rice, 1958 Cotton Bowl
Most Kickoff Returns 9 vs. Ariona State, 2012 Kraft Fight Hunger Bowl

Interceptions

Most Interceptions 3 vs. Pittsburgh, 2015 Military Bowl

Fumbles

Most Fumbles 4 vs. Utah, 2007 Poinsettia Bowl
4 vs. Middle Tennessee State, 2013 Armed Forces Bowl
4 vs. San Diego State, 2014 Poinsettia Bowl

Penalties

Most Penalties 9 vs. Rice, 1958 Cotton Bowl

Scoring

Most Points Scored 51 vs. Colorado State, 2005 Poinsettia Bowl
Most Points Allowed 62 vs. Arizona State, 2012 Kraft Fight Hunger Bowl
Most Touchdowns 7 vs. Colorado State, 2005 Poinsettia Bowl
Most Field Goals 3 vs. BYU, 1978 Holiday Bowl

LONGEST PLAYS

Run

53 Shun White vs. Boston College, 2006 Meineke Car Care Bowl

Pass

65 Bob Leszczynski-Phil McConkey vs. BYU, 1978 Holiday Bowl

Punt

57 Greg Veteto vs. Utah, 2007 Poinsettia Bowl
Alex Barta vs. Louisiana Tech, 2016 Armed Forces Bowl

Field Goal

47 Matt Harmon vs. Wake Forest, 2008 EagleBank Bowl

Interception Return

62 Wyatt Middleton vs. Missouri, 2009 Texas Bowl

Fumble Return

98 Greg Mather (TD) vs. Missouri, 1961 Orange Bowl

Kickoff Return

95 Gee Gee Greene vs. Arizona State, 2012 Kraft Fight Hunger Bowl

Punt Return

20 Ken Olson vs. Ohio State, 1981 Liberty Bowl

2017 NAVY FOOTBALL



MEDIA INFORMATION

Media Information.....	194
Sports Information	195
Stadium Directions.....	195
Media Outlets.....	196
Navy Football Radio Network.....	197
Stadium Policies.....	198

2017 NAVY FOOTBALL

MEDIA INFORMATION

Working Press

Admittance to the Navy-Marine Corps Memorial Stadium press box is limited to the WORKING PRESS ONLY. The press box is located on the Blue (west) side of the stadium, while the TV box is located on the Gold (east) side of the stadium. Food and drinks are available two hours before kickoff and at halftime.

The photo work room is located in the Southwest corner of Navy-Marine Corps Memorial Stadium under the stands across from the Navy locker room.

collegepressbox.com

collegepressbox.com is the official media website for Division I football. Access and download weekly game notes, quotes, statistics, media guides, headshots, logos and more. Login information will be distributed to accredited media or you can apply for a password by sending an e-mail to: password@collegepressbox.com

Press Credentials

All requests for working press, photo and broadcast credentials for Navy home games should be made at www.navysports.com. Go to the Info Center on the football page and fill out the online form for media credentials. Please allow ample time for credentials to be mailed to you. Credentials not mailed can be picked up 90 minutes before kickoff at the will call window, located in the north end zone. If you would like your credentials federal-expressed to you please include a Fed-Ex account number, an overnight mailing address and a phone number or the form.

Radio

There are two radio booths in Navy-Marine Corps Memorial Stadium. One booth is reserved for the Navy Football Network, while the visiting team is assigned the other broadcast space. Six credentials will be allotted to each broadcast crew.

Visiting radio stations may purchase the use of up to three phone lines (two pots and one ISDN) already installed by contacting Eric Ruden, Deputy Director of Athletics at (410) 293-8748 or by e-mailing him at ruden@usna.edu. If Navy is involved in a home-and-home series with the opposing school (AAC schools) there will be a reciprocal agreement on the phone lines.

Television

All of Navy's home game in Annapolis will be televised live by either CBS or CBS Sports Network.

CBS Sports Network is a multi-media company that consists of the first-ever 24-hour college sports television network; the leading college sports online network, cbssports.com; and the first ever 24-hour college sports radio network, SIRIUS College Sports Radio. Through its numerous platforms, CBS Sports Network provides more live college sports games, events, news, information, analysis and broadband content, and reaches more college sports fans, than any other company.

Photographers

Still and newsreel photographers with hand-held equipment may work the sidelines between the 30-yard line and the goal line in both directions. Sideline credentials are normally issued to photographers representing daily newspapers, wire services, magazines and television stations or networks.

Postgame Interviews

Navy head coach Ken Niumatalolo and selected players will be available approximately 10 minutes after the game in the postgame interview area, which is located on the Blue Side (press box side) recruiting room in the Southwest corner of Navy-Marine Corps Memorial Stadium. The Navy locker room is closed to the media.

The visiting coach and selected players will be available in the visiting team postgame interview area, which is located on the Gold Side (opposite the press box) recruiting room in the Southeast corner of Navy-Marine Corps Memorial Stadium.

Press Conferences

Head coach Ken Niumatalolo is available on the American Athletic Conference weekly teleconference every Monday at 11:00 AM.

Niumatalolo will conduct a post-practice interview session on Tuesday and Wednesday at approximately 5:45 p.m. All players and assistant coaches will also be available at that time.

Coach Niumatalolo and assistant coaches will also be available via the phone Monday-Thursday from 2-3 p.m.

Please contact Senior Associate Athletic Director for Sports Information Scott Strasemeier with your interview request at least one day in advance, preferably via e-mail at sstrasem@usna.edu. Days and times may vary if Navy's game does not fall on a Saturday.

Student-Athlete Interviews

All phone interviews with the student-athletes on the football team must be arranged through Senior Associate Athletic Director for Sports Information Scott Strasemeier at least one day in advance.

Players will do phone interviews during the day (Tuesday-Thursday) if their class schedule permits.

Players will also be available after practice on Tuesday and Wednesday. You can contact Strasemeier at 410-293-8775 or via e-mail at sstrasem@usna.edu

Navy Web Site

All 33 of Navy's varsity sports can be followed via the internet at <http://www.navysports.com>. Releases, game notes and general information will be continually updated on the Navy home page.

SPORTS INFORMATION



Scott Strasemeier

Senior Associate Athletic Director
for Sports Information
~ Primary Football Contact ~

Strasemeier Phone Information

Cell: (443) 336-9023
Office: (410) 293-8775
Fax: (410) 293-8954

Michaud Phone Information

Cell: (410) 212-3761
Office: (410) 293-8773



Stacie Michaud

Assistant Athletic Director
for Sports Information
~ Secondary Football Contact ~



Justin Kischefsky

Assistant Athletic Director
for Sports Information



Mark Leddy

Director of Publications



Matt Muzza

Assistant Sports
Information Director



Alex Lumb

Assistant Sports
Information Director



Chris Whitehead

Assistant Sports
Information Director

STADIUM DIRECTIONS

From the North (Baltimore)

Take I 97 South to US 50 East
Exit US 50 at Rowe Blvd. (exit #24) and bear to the right
Navy-Marine Corps Memorial Stadium is on your right
Right on Farragut Avenue gives access to gates 1&2
Right on Taylor (second right) gives access to gates 5&6

From the West (Washington, D.C.)

Take US 50 East
Exit US 50 at Rowe Blvd. (exit #24) and bear to the right
Navy-Marine Corps Memorial Stadium is on your right
Right on Farragut Avenue gives access to gates 1&2
Right on Taylor Avenue (second right) gives access to gates 5&6

From the South

Take I 95 North to 495 East
Take I 495 East to 50 East
Exit US 50 at Rowe Blvd. (exit #24) and bear to the right
Navy-Marine Corps Memorial Stadium is on your right
Right on Farragut Avenue gives access to gates 1&2
Right on Taylor Avenue (second right) gives access to gates 5&6

From the East

Take US 50 West across the Bay Bridge
Exit US 50 at Rowe Blvd. (South)
Navy-Marine Corps Memorial Stadium is on your right
Right on Farragut Avenue gives access to gates 1&2
Right on Taylor Avenue (second right) gives access to gates 5&6

2017 NAVY FOOTBALL

MEDIA OUTLETS

PRINT MEDIA

The Capital (Annapolis)

Dave Broughton (Sports Editor)
Bill Wagner (Beat Writer)
888 Bestgate Road
Suite 104
Annapolis, Md. 21401
(410) 280-5926
FAX: 280-4643

The Baltimore Sun

Ron Fritz (Senior Editor)
501 N. Calvert St.
Baltimore, Md. 21278
(410) 332-6200
FAX: 783-2518

The Washington Post

Matt Vita (Managing Editor, Sports)
Gene Wang (Beat Writer)
1150 15th St., NW
Washington, D.C. 20071
(202) 334-7350
FAX: 334-7685

Associated Press (Baltimore)

Dave Ginsburg
15 Charles Street Plaza
Suite 103
Baltimore, Md. 21201
(410) 837-8315

PressBox

Kaitlyn Wilson (Managing Editor)
3600 Clipper Mill Road
Suite 155
Baltimore, MD. 21211
(410) 366-7220

RADIO

WBAL Radio - 1090 AM

Keith Mills (Sports Director)
Brett Hollander (Host)
3800 Hooper Avenue
Baltimore, Md. 21211
(410) 338-6592
FAX: 338-6694

WTOP 103.5 FM/WFED Radio - 820, 1500 AM

Dave Johnson (Sports Director)
Dave Preston, George Wallace, Jonathan Warner (Sports)
3400 Idaho Avenue, NW
Washington, D.C. 20016
(202) 895-5086
FAX: 895-5144

WNAV Radio - 1430 AM/99.9 FM

236 Admiral Drive
Annapolis, Md. 21401
(410) 263-1430
FAX: 268-5360

WXTG Radio - 102.1 FM/1490 AM

232 Business Park Drive
Suite 120
Virginia Beach, Va. 23462
(757) 747-1021
FAX: 490-2755

ESPN 980 (WTEM)

1801 Rockville Pike
Suite #405
Rockville, Md. 20852
(301) 230-3500
FAX: 881-8025

106.7 FM The Fan/99.1 WNEW

Chris Kinard (Program Director)
4200 Parliament Place
Lanham, Md. 20706

TELEVISION

CBS Sports Network

28 E. 28th Street
15th Floor
New York, NY 10016
(212) 975-5100/FAX: 679-4657

Comcast SportsNet

7700 Wisconsin Avenue
Suite 200
Bethesda, Md. 20814
(240) 223-6934

WBAL-TV Channel 11 (NBC)

Gerry Sandusky (Sports Director)
3800 Hooper Avenue
Baltimore, Md. 21211
(410) 338-1750/FAX: 467-6671

WBFF-TV Channel 45 (FOX)

Bruce Cunningham (Sports Director)
2000 West 41st Street
Baltimore, Md. 21211
(410) 467-5595/FAX: 467-5093

WJLA-TV Channel 7 (ABC)

Scott Abraham (Sports Director)
1100 Wilson Boulevard
Arlington, Va. 22209
(703) 236-9499/FAX: 236-9263

WJZ-TV Channel 13 (CBS)

Mark Viviano (Sports Director)
Television Hill
Baltimore, Md. 21211
(410) 578-7522/FAX: 578-0642

WMAR-TV Channel 2 (ABC)

6400 York Road
Baltimore, Md. 21212
(410) 377-7558/FAX: 377-5321

WRC-TV Channel 4 (NBC)

4001 Nebraska Ave., NW
Washington, D.C. 20016
(202) 885-4870/FAX: 885-4002

WTTG-TV Channel 5 (FOX)

5151 Wisconsin Ave., NW
Washington, D.C. 20016
(202) 895-3026/FAX: 895-3133

WUSA-TV Channel 9 (CBS)

4100 Wisconsin Ave., NW
Washington, D.C. 20016
(202) 895-5600/FAX: 363-6472

2017 NAVY FOOTBALL

NAVY RADIO NETWORK

Pete Medhurst is in his fifth year as the Voice of Navy Football and has been with the Navy Radio Network since 1997 handling pregame, postgame, sideline and play-by-play duties for football and play-by-play for men's and women's basketball, men's and women's lacrosse and baseball.

Medhurst, born and raised in Anne Arundel County and a graduate of Southern High School, has been the play-by-play announcer for Navy basketball for the past nine seasons and has been the voice of Navy lacrosse for the last 19 years. He is widely considered one of the top lacrosse announcers in the country.

Medhurst has also handled football play-by-play duties for HDNet and CBS Sports Network and lacrosse for ESPNU and the Big Ten Network. He is currently a sports personality on WJFK-WNEW/CBS Radio in Washington, D.C. and also calls games for D.C. United.

Medhurst is married to the former Brenda Joyce and the couple has three children.

Tom O'Brien is in his first year as the color analyst for the Navy Radio Network. O'Brien is a 1971 graduate of the Naval Academy and former head football coach at Boston College and North Carolina State.

O'Brien compiled a 115-80 record in 16 seasons as the head coach of Boston College and North Carolina State, taking his teams to 12 bowl games and producing an 8-2 record in those bowl games (he did not coach in the 2006 Meineke Car Care Bowl or the 2012 Music City Bowl). His teams at Boston College tied for the Big East Championship in 2004 and the ACC Atlantic Division title in 2005. O'Brien also served as an assistant coach at Navy for seven seasons under Hall of Fame coach George Welsh and at Virginia for 17 seasons, 15 of those under Welsh.

O'Brien is the all-time winningest coach in Boston College history, leading the Eagles to an impressive 75-45 record, eight consecutive bowl games and seven straight bowl wins. Boston College was ranked in the Top 25 five times during his tenure. O'Brien, who recently was named to the Boston College Varsity Club Hall of Fame, had 26 players drafted by the NFL, six first-round selections and had 18 players play in a Super Bowl. Six of his players were named All-American including current Atlanta Falcons quarterback Matt Ryan.

After graduating from the Naval Academy, O'Brien served nine years in the United States Marine Corps and reached the rank of major in the Marine Corps Reserve.

O'Brien has most recently been doing analyst work for ESPN3.

Joe Miller, who has been involved with the Navy Radio Network since 2001, enters his fifth year on the broadcast team.

Miller, who was also born and raised in Anne Arundel County and is a Southern High School graduate, has worked with Medhurst on the football pregame and postgame shows and has been the play-by-play announcer for Navy men's and women's basketball, men's and women's lacrosse, men's and women's soccer and baseball.

Miller was the play-by-play announcer for Johns Hopkins lacrosse from 2004-12 where he called four NCAA Lacrosse Championships. Additionally, he's also called Maryland lacrosse on the Maryland Radio Network and has served as play-by-play announcer on the Comcast Network. Miller also calls game for D.C. United.

Miller is married to the former Melissa Stallings and the couple has two children.

Tim Murray enters his second year on the Navy Radio Network handling pregame, halftime and postgame. A native of Rockville, MD, Murray co-hosts a nationally syndicated morning show on SB Nation Radio, "SB Nation A.M." Additionally, Tim hosts a show on Sunday afternoons from 1-5 p.m. on the network. In the Washington, DC market, Murray is a sports anchor at WTOP, the DC area's top rated station.

Murray spent eight years at ESPN980 in Washington, DC where he co-hosted "DMV Game Time" weeknights from 7-10 p.m. with Nick Ashooh and "Sports Saturday." Tim also served as an update anchor at the station. From 2013-16, Murray was a daily contributor to the nationally syndicated "Steve Czaban Show."

Over the years, Murray has served as the producer of the Washington Capitals Radio Network, a sports anchor for WNEW 99.1, the play-by-play voice for two minor-league affiliates of the Baltimore Orioles (Aberdeen Ironbirds and Frederick Keys), and the play-by-play voice of McDaniel College athletics.

Tim graduated from and played basketball at Muhlenberg College in Allentown, Pa.

The Navy Football Radio Network

WBAL	Baltimore, Md.	1090 AM
WNAV	Annapolis, Md.	1430 AM/99.9 FM
WFED	Washington, D.C.	1500 AM/820 AM
WBQH	Washington, D.C.	1050 AM
WXTG	Virginia Beach, Va.	102.1 FM
WXTG	Hampton Roads, Va.	1490 AM
XEPE	San Diego, Calif.	1700 AM
WJXL	Jacksonville, Fla.	1010 AM
KRKO	Everett/Seattle, Wash.	1380 AM

Sirius Satellite Radio and live streaming on the web sites of the network stations.

2017 NAVY FOOTBALL

STADIUM POLICIES

Age Limit Policy

Children age two and under, who are sitting on the lap of an adult, do not need a valid game ticket. Children who have reached their second birthday must have a valid game ticket to gain entrance to the stadium and are permitted seating access only in their ticketed location.

Alcohol

Alcoholic beverages are not permitted in the stadium except in the suites and other designated hospitality areas.

ATMs

The Navy Federal Credit Union ATMs are located on both the Blue and Gold lower concourses.

Concessions

Concession stands are conveniently located throughout the stadium in the concourse areas. Vendors will serve the stands throughout the game.

E-Cruisers Courtesy Carts

Look for the eco-friendly E-Cruisers courtesy carts circulating through the parking lots and tailgating areas. These carts are available to assist you with getting around the parking lot and to and from the stadium as needed. Please do not hesitate to stop one of these carts to ask for assistance.

First Aid

Emergency medical treatment is available at the first aid stations located on the lower and upper levels on both the Blue and Gold sides. On the Blue side, the first aid stations are located on the South end behind sections 1 and 101. On the Gold side, first aid stations are located on the North end behind sections 25 and 125. Also available are emergency medical teams on both the upper and lower levels on both sides of the stadium on a roving basis. Contact the nearest usher to request medical assistance.

Gates Open

Gates at Navy-Marine Corps Memorial Stadium open two hours before kickoff.

Accessible Seating & Parking

Specially constructed areas to accommodate wheelchair spectators are located throughout the lower level of the stadium. Specific tickets are needed to access these areas. Please contact or visit the Navy Ticket Office to arrange seating accommodations. Parking is available on the East and the West sides of the stadium to those with both a pre-paid parking pass and a state-issued handicapped license plate or placard.

Lost & Found

Items lost or found can be identified at the ticket office located in the North end zone. Lost items not claimed on game day can be claimed by calling (800) US4-NAVY.

Merchandise

Merchandise is available on both the Blue & Gold Concourse (upper and lower) as well as the trailer outside the main ticket office located at the north end of the stadium.

Non-permissible Items

Bottles (glass or plastic), cans, thermoses, coolers, alcoholic beverages, outside food or drink, bags or backpacks larger than 12x12x12, folding chairs, umbrellas, professional cameras and tripods, noise makers, hanging banners/signs/sticks, chains, illegal substances, laser pointers, clothing containing vulgar language, large strollers, fireworks, aerosol cans, pets, pepper spray, firearms, drones and any item deemed by management to be dangerous or inappropriate.

Smoking Policy

Smoking is allowed only in the open-air areas in the Memorial Plaza at the north end of the Stadium and near the concession stand buildings at the south end of the Stadium near the two large Blue and Gold tents. Smoking is prohibited in all other areas of the Stadium.

Tailgating

Tailgating is allowed for all cars parking in the stadium lots. Tailgating is permitted directly behind your car and may not interfere with adjacent parking spaces and/or traffic lanes. Reserving parking spaces adjacent to your car in the parking lots is not permitted. Please refrain from littering in the parking lot and throw trash in the proper receptacles. Fans who do not exercise their tailgating privileges in a responsible manner will face forfeiture of their parking pass for the remainder of the season and possible cancellation of season ticket privileges for future seasons.

Organized and private tailgate locations are available on a game-by-game or season basis in the NavyFest area. For more information contact the Navy Group Sales Office at (410) 293-8743 or (410) 293-8791.

Tickets

Tickets may be purchased either at the Navy Ticket Office (Ricketts Hall) or www.NavySports.com in advance, or on game day at the main ticket office located at the Class of 1953 Pavilion in the North end zone of the stadium. The ticket office opens 2 1/2 hours prior to kickoff.

Ticket Questions

All ticket questions or problems can be answered at the main ticket office located at the Class of 1953 Pavilion in the North end zone of the stadium. Ticket duplications must be handled at the ticket office and are subjected to a \$10 duplication fee.

Umbrellas

Umbrellas are not permitted in Navy-Marine Corps Memorial Stadium.

2017 Navy Football Media Guide

The 2017 Navy football media guide was prepared to assist the media in its coverage of Navy football. Additional information may be obtained through the Sports Information Office (410) 293-8775 or on the Navy web site (www.NavySports.com).

Credits

Writers: Scott Strasemeier and Stacie Michaud • Layout/Cover Design: Mark Leddy • Editors: Scott Strasemeier and Stacie Michaud • Photographers: Phil Hoffmann, the Baltimore Sun, the Green Bay Packers, the New England Patriots, Kevin Greck, Blake Marvin HKS, John Cornell, David Wallace, Debbie Latta, Imagine Photography, Naval Academy Archives, the Annapolis and Anne Arundel County Conference and Visitors Bureau and Flying H Aerial Pictures.

© 2017 Naval Academy Athletic Association



2017 NAVY FOOTBALL SCHEDULE



- 09.01  at FLORIDA ATLANTIC
8:00 P.M.
- 09.09  TULANE ☆
3:30 P.M. ☆ PRESENTED BY BB&T
- 09.23  CINCINNATI ☆
3:30 P.M. ☆ PRESENTED BY AAFMAA
- 09.30  at TULSA ☆
- 10.07  AIR FORCE
3:30 P.M. ☆ PRESENTED BY USAA
- 10.14  at MEMPHIS ☆
- 10.21  CENTRAL FLORIDA ☆
3:30 P.M. ☆ HOMECOMING ☆ PRESENTED BY NAVY MUTUAL
- 11.02  at TEMPLE ☆
- 11.11  SMU ☆
3:30 P.M. ☆ PRESENTED BY FIRST COMMAND
- 11.18  at NOTRE DAME
3:30 P.M.
- 11.24  at HOUSTON ☆
- 12.02  AAC CHAMPIONSHIP GAME
- 12.09  vs. ARMY WEST POINT
3:00 P.M. ☆ AMERICA'S GAME PRESENTED BY USAA