

# MIZZOU FOOTBALL



**2017 MEDIA SUPPLEMENT**





**FUTURE SCHEDULES**

**2018**

Sept. 1 \_\_\_\_\_ TENNESSEE-MARTIN  
 Sept. 8 \_\_\_\_\_ WYOMING  
 Sept. 15 \_\_\_\_\_ at Purdue  
 Oct. 20 \_\_\_\_\_ MEMPHIS  
 SEC HOME GAMES (Dates TBD)  
 \_\_\_\_\_ ARKANSAS, GEORGIA, KENTUCKY, VANDERBILT  
 SEC Road Games (Dates TBD)  
 \_\_\_\_\_ Alabama, Florida, South Carolina, Tennessee

**2019**

Aug. 31 \_\_\_\_\_ at Wyoming  
 Sept. 7 \_\_\_\_\_ WEST VIRGINIA  
 Sept. 14 \_\_\_\_\_ SOUTHEAST MISSOURI STATE  
 Oct. 19 \_\_\_\_\_ TROY  
 SEC HOME GAMES (Dates TBD)  
 \_\_\_\_\_ FLORIDA, OLE MISS, S. CAROLINA, TENNESSEE  
 SEC Road Games (Dates TBD)  
 \_\_\_\_\_ Arkansas, Georgia, Kentucky, Vanderbilt

**2020**

Sept. 5 \_\_\_\_\_ CENTRAL ARKANSAS  
 Sept. 26 \_\_\_\_\_ EASTERN MICHIGAN  
 Nov. 7 \_\_\_\_\_ BYU  
 One non-conference game TBD  
 SEC HOME GAMES (Dates TBD)  
 \_\_\_\_\_ ARKANSAS, GEORGIA, KENTUCKY, VANDERBILT  
 SEC Road Games (Dates TBD)  
 \_\_\_\_\_ Florida, Mississippi St., South Carolina, Tennessee

**2021**

Sept. 25 \_\_\_\_\_ at Boston College  
 Oct. 16 \_\_\_\_\_ NORTH TEXAS  
 Two non-conference games TBD  
 SEC HOME GAMES (Dates TBD)  
 \_\_\_\_\_ FLORIDA, S. CAROLINA, TENNESSEE, TEXAS A&M  
 SEC Road Games (Dates TBD)  
 \_\_\_\_\_ Arkansas, Georgia, Kentucky, Vanderbilt

**MEDIA INFORMATION**

Quick Facts \_\_\_\_\_ 2-3  
 Communications Staff \_\_\_\_\_ 4  
 University/Athletics Leadership \_\_\_\_\_ 5-7  
 2017 Roster \_\_\_\_\_ 8-9  
 Pre-Season Depth \_\_\_\_\_ 10

**STUDENT-ATHLETES**

Veteran Profiles/Stats \_\_\_\_\_ 11-36  
 Newcomer Profiles \_\_\_\_\_ 36-41

**COACHES & STAFF**

Profiles \_\_\_\_\_ 42-52

**RECORDS**

Individual/Team/Opponent Records \_\_\_\_\_ 54-58  
 Passing Leaders \_\_\_\_\_ 59-60  
 Total Offense Leaders \_\_\_\_\_ 61-62  
 Receiving Leaders \_\_\_\_\_ 62-63  
 Rushing Leaders \_\_\_\_\_ 64  
 All-Purpose Leaders \_\_\_\_\_ 65  
 Scoring Leaders \_\_\_\_\_ 66  
 Punting/Interceptions Leaders \_\_\_\_\_ 67  
 Defensive Leaders \_\_\_\_\_ 68-69  
 Top Single-Game Performances \_\_\_\_\_ 70-77  
 Year-By-Year Statistical Leaders \_\_\_\_\_ 78-81  
 Year-By-Year Team Statistics \_\_\_\_\_ 82-83  
 The Last Time MU's Record Was \_\_\_\_\_ 84

**HISTORY & TRADITIONS**

Season-by-Season Records \_\_\_\_\_ 86-88  
 MU Coaching History \_\_\_\_\_ 89  
 Year-by-Year Game Scores \_\_\_\_\_ 90-99

Southeastern Conference Series Histories \_\_\_\_\_ 100  
 Non-Conference Series Results \_\_\_\_\_ 101-109  
 Memorial Stadium/Faurot Field Info \_\_\_\_\_ 110-115  
 Memorial Stadium Attendance History \_\_\_\_\_ 116-118  
 Mizzou's Retired Numbers \_\_\_\_\_ 119-120  
 Mizzou's All-Americans \_\_\_\_\_ 121-126  
 Other Award Winners \_\_\_\_\_ 127-133  
 All-Star Game Participants \_\_\_\_\_ 134-135  
 NFL Draft History \_\_\_\_\_ 136-139  
 All-Time Letterwinners \_\_\_\_\_ 140-149  
 Don Faurot/Dan Devine Legacies \_\_\_\_\_ 150-153  
 Gary Pinkel Coaching Legend \_\_\_\_\_ 154-155  
 The Tiger Nickname \_\_\_\_\_ 156

**MISCELLANEOUS FACTS & FIGURES**

Season Openers/Home Openers History \_\_\_\_\_ 158-159  
 Homecoming History \_\_\_\_\_ 160  
 MU Televised Game History \_\_\_\_\_ 161-162  
 MU vs. Ranked Opponents \_\_\_\_\_ 163-167  
 MU as a Ranked Team \_\_\_\_\_ 168-172  
 Comeback Win History \_\_\_\_\_ 173  
 Mizzou's Overtime History \_\_\_\_\_ 174-175  
 MU Scoring Plays of 50 Yards or More \_\_\_\_\_ 176-179  
 MU Kick Return Score History \_\_\_\_\_ 180-181  
 MU Defensive Score History \_\_\_\_\_ 182-184  
 MU Games w/500 Yards of Offense \_\_\_\_\_ 185-186  
 Mizzou Yearly NCAA Team Rankings \_\_\_\_\_ 187-190  
 Mizzou Year-by-Year - 2001-16 \_\_\_\_\_ 192-224

**BOWL GAME HISTORY**

Bowl Game Overview/MVPs/Records \_\_\_\_\_ 226-228  
 Bowl Game Recaps \_\_\_\_\_ 229-244

**2017 SCHEDULE**

Times Listed are all Central / Dates Subject to Change

Date	Opp.	Series	TV	Time
Sept. 2	MISSOURI STATE	MIZ, 1-0	tba	tba
Sept. 9	*SOUTH CAROLINA	MIZ, 4-3	ESPN2	6 p.m.
Sept. 16	PURDUE	PU, 6-2	tba	tba
Sept. 23	*AUBURN	Tied, 1-1	tba	tba
Oct. 7	*at Kentucky	UK, 4-3	tba	tba
Oct. 14	*at Georgia	UGA, 5-1	tba	tba
Oct. 21	IDAHO (HC)	MIZ, 2-0	tba	tba
Oct. 28	at Connecticut	MIZ, 1-0	tba	tba
Nov. 4	*FLORIDA	Tied, 3-3	tba	tba
Nov. 11	*TENNESSEE	MIZ, 3-2	tba	tba
Nov. 18	*at Vanderbilt	MIZ, 5-3-1	tba	tba
Nov. 24	*at Arkansas	MIZ, 5-3	CBS	1:30 p.m.

\*-SEC Conference Game (HC)-Homecoming

# QUICK FACTS

# 2017 MIZZOU FOOTBALL

## GENERAL

Name of School: \_\_\_\_\_ University of Missouri  
City/Zip: \_\_\_\_\_ Columbia, MO 65205  
Founded: \_\_\_\_\_ 1839  
Enrollment: \_\_\_\_\_ 33,226 (fall 2016)  
Nickname / Colors: \_\_\_\_\_ Tigers / Old Gold (PMS 131) & Black  
Stadium (Opened): \_\_\_\_\_ Faurot Field/Memorial Stadium (1926)  
Capacity: \_\_\_\_\_ 71,168  
Surface: \_\_\_\_\_ Artificial (FieldTurf)  
Affiliation/Conference: \_\_\_\_\_ NCAA FBS / SEC (East Division)  
Chancellor: \_\_\_\_\_ Dr. Alexander Cartwright (Iowa, '89)  
Faculty Athletics Representative: \_\_\_\_\_ Pamela Hinton (Wisconsin, '91)  
Director of Athletics: \_\_\_\_\_ Jim Sterk (Western Washington, '80)  
Football Sport Administrator: \_\_\_\_\_ Brian White (Notre Dame, '06)  
Athletic Dept. Phone: \_\_\_\_\_ (573) 882-6501  
Ticket Office Phone: \_\_\_\_\_ 1-800-CAT-PAWS or (573) 884-PAWS

## HISTORY

First Year of Football: \_\_\_\_\_ 1890  
Overall all-time record: \_\_\_\_\_ 663-550-52  
No. of Bowl Appearances (Record): \_\_\_\_\_ 31 (15-16)  
Last bowl appearance: \_\_\_\_\_ Jan. 1, 2015  
Result: \_\_\_\_\_ Defeated Minnesota - 33-17, in Citrus Bowl

## ATHLETICS COMMUNICATIONS

Primary Football Contact: \_\_\_\_\_ Chad Moller  
Office/Cell Phone: \_\_\_\_\_ (573) 882-0712 / (573) 268-3110  
E-mail: \_\_\_\_\_ mollerc@missouri.edu  
Fax: \_\_\_\_\_ (573) 882-4720  
Press Box Phone: \_\_\_\_\_ (573) 882-7311  
Assistant Director (football): \_\_\_\_\_ Shawn Davis  
Mailing Address: \_\_\_\_\_ P.O. Box 677, Hearnes Center  
\_\_\_\_\_ Columbia, MO 65205  
Overnight Address: \_\_\_\_\_ 359 Hearnes Center, 600 Stadium Blvd.  
\_\_\_\_\_ Columbia, MO 65211  
Website Address: \_\_\_\_\_ www.mutigers.com

## MEDIA INFORMATION

Rights Holder: \_\_\_\_\_ Mizzou Sports Properties  
Contact Person: \_\_\_\_\_ Nick Garner  
Phone: \_\_\_\_\_ (573) 445-6060  
Play-by-Play Announcer (Phone): \_\_\_\_\_ Mike Kelly (573) 999-3900  
Color Announcer: \_\_\_\_\_ Howard Richards  
Beat Writer: \_\_\_\_\_ Dave Matter, St. Louis Post-Dispatch  
Phone: \_\_\_\_\_ (573) 808-6950  
Coaches' Show Contact: \_\_\_\_\_ Ben Arnet, Mizzou Network  
Phone: \_\_\_\_\_ (573) 884-6736

## COACHING/SUPPORT STAFF

Head Coach: \_\_\_\_\_ Barry Odom  
Alma Mater/Year: \_\_\_\_\_ Missouri, '99  
Record at school/career (yrs): \_\_\_\_\_ 4-8 (2nd)  
Football office phone: \_\_\_\_\_ (573) 882-2213  
Best time/day to reach coach: \_\_\_\_\_ Through SID  
Assistant Coaches \_\_\_\_\_ (Alma mater/Responsibility):  
Andy Hill \_\_\_\_\_ (Missouri '85; Assoc. HC/WR)  
Cornell Ford \_\_\_\_\_ (Toledo '91; Asst. HC/RB)  
DeMontie Cross \_\_\_\_\_ (Missouri '97; DC/Inside LB)  
Josh Heupel \_\_\_\_\_ (Oklahoma, '01; OC/QB)  
Ryan Walters \_\_\_\_\_ (Colorado, '08; Co-DC/Secondary)  
Glen Elarbee \_\_\_\_\_ (Middle Tennessee, '03; OL)  
Joe Jon Finley \_\_\_\_\_ (Oklahoma, '08; TE)  
Brick Haley \_\_\_\_\_ (Alabama A&M, '88; DL)  
Brian Odom \_\_\_\_\_ (SE Oklahoma, '04; Outside LB)  
Football Operations: \_\_\_\_\_ Mike McHugh  
Strength Coach: \_\_\_\_\_ Rohrk Cutchlow  
Athletic Trainer: \_\_\_\_\_ Rex Sharp

## TEAM INFORMATION

2016 Record: \_\_\_\_\_ 4-8  
SEC Record/Finish: \_\_\_\_\_ 2-6/7th in SEC East  
Basic Offense/Defense: \_\_\_\_\_ Spread / 4-3 Base (Multiple)  
Lettermen Returning (42): \_\_\_\_\_ 19 (o) / 21 (d) / 2 (spec)  
Lettermen Lost (18): \_\_\_\_\_ 7 (o) / 10 (d) / 1 (spec)  
Starters Returning (17): \_\_\_\_\_ 10 (o) / 5 (d) / 2 (spec)  
Starters Lost (8): \_\_\_\_\_ 1 (o) / 6 (d) / 1 (spec)

### Starters Lost, Pos. (Games Started in 2016)

Offense \_\_\_\_\_ Defense  
Sean Culklin, TE (10) \_\_\_\_\_ John Gibson, CB (11)  
\_\_\_\_\_ Charles Harris, DE (12)  
\_\_\_\_\_ Rickey Hatley, DT (12)  
\_\_\_\_\_ Donavin Newsom, LB (11)  
\_\_\_\_\_ Aarion Penton, CB (11)  
\_\_\_\_\_ Michael Scherer, LB (7)

### Online Media Services:

- <http://mutigers.com/media>
- Username: mizzoumedia / Password: callahan
- Updated news, notes, statistics and bios.
- Photo galleries (mugs, action shots — high-res).
- Online credentialing, highlight feed information.

**RETURNING STARTERS (OFFENSE)**

**RETURNING STARTERS (DEFENSE)**

(Ht./Wt./Yr./2016 Starts)	(Ht./Wt./Yr./2016 Starts)
Paul Adams, OL (6-6/315/Jr./12)	Joey Burkett, LB (6-2/225/Sr./6)
Sam Bailey, OL (6-4/295/Jr./9)	Marcell Frazier, DE (6-5/265/Sr./5)
Tyler Howell, OL (6-8/330/Sr./12)	A.J. Logan, DT (6-2/325/Sr./12)
Johnathon Johnson, WR (5-10/185/Sr./10)	Anthony Sherrills, CB (6-0/205/Sr./7)
Drew Lock, QB (6-4/225/Jr./12)	Thomas Wilson, S (5-10/200/Sr./7)
Dimetrios Mason, WR (6-0/185/Sr./8)	
J'Mon Moore, WR (6-3/205/Sr./10)	
Kevin Pendleton, OL (6-4/335/Jr./12)	
Adam Ploudre, OL (6-4/320/Sr./7)	
Ish Witter, RB (5-10/195/Sr./10)	

**All-Star Candidates (names only)**

QB Drew Lock; DE Marcell Frazier; RB Damarea Crockett; DT Terry Beckner, Jr.; WR Johnathon Johnson; WR Dimetrios Mason; P Corey Fatony.

**RETURNING STATISTICAL LEADERS**

RUSHING	GP-GS	Att.	Yds.	Avg.	TDs
Damarea Crockett (So.)	11-2	153	1062	6.9	10
Ish Witter (Sr.)	12-10	162	750	4.6	6
Nate Strong (Jr.)	6-0	32	137	4.3	2

PASSING	GP-GS	Comp.	Att.	Pct.	Yds.	INT	TDs
Drew Lock (So.)	12-12	237	434	54.6	3399	10	23

RECEIVING	GP-GS	Rec.	Yds.	Avg.	Avg./G	TDs
J'Mon Moore, WR (Sr.)	12-10	62	1012	16.3	84.3	8
Dimetrios Mason, WR (So.)	12-8	47	587	12.5	48.9	3
Johnathon Johnson, WR (So.)	12-10	24	435	18.1	36.2	2
Emanuel Hall, WR (Jr.)	12-6	19	307	16.2	25.6	2
Kendall Blanton, TE (Jr.)	12-2	16	161	10.1	13.4	3
Jason Reece, TE (Sr.)	11-4	8	97	12.1	8.8	2

DEFENSE	GP-GS	Solo	Asst.	Total	INT/Yds.	Sacks/Yds.	TFL/Yds.
Thomas Wilson, S (Sr.)	12-7	40	18	58	0-0	0-0	1.5-2
Anthony Sherrills, S (Sr.)	12-7	40	13	53	1-(-4)	0-0	1.0-6
Cam Hilton, S (Jr.)	11-6	35	14	49	1-27	1.0-5	2.5-9
Cale Garrett, LB (So.)	12-2	27	20	47	1-4	0-0	6.0-11
Eric Beisel, LB (Sr.)	12-5	35	9	44	0-0	0-0	6.0-11
Ronnell Perkins, S (So.)	12-4	28	15	43	0-0	0-0	3.5-7
Joey Burkett, LB (Sr.)	12-6	28	12	40	2-9	0-0	1.0-1
Brandon Lee, LB (Jr.)	12-4	26	11	37	0-0	2.0-8	4.0-13
Marcell Frazier, DE (Sr.)	12-5	19	14	33	0-0	7.5-61	8.5-68
Terry Beckner, Jr., DT (Jr.)	7-0	16	8	24	0-0	0-0	2.0-4



**NICK JOOS**

Executive Associate A.D.



**CHAD MOLLER**

Associate A.D.



**KATE LAKIN**

Associate Director



**PATRICK CRAWFORD**

Assistant Director



**SHAWN DAVIS**

Assistant Director



**R.J. LAYTON**

Assistant Director



**ANDREW MELROE**

Assistant Director



**ANDY OLDENBURG**

Assistant Director



**ALI FISHER**

Digital Media Specialist



**KEVIN FLETCHER**

Coord. Online Operations

### GENERAL INFORMATION

352 Hearnes Center, 600 Stadium Blvd., Columbia, MO 65211

Located on 2nd floor of Hearnes / east end of hallway separating Hearnes arena & fieldhouse (overlooking fieldhouse)

### STAFF DIRECTORY

**NICK JOOS** (joosn@missouri.edu) - Executive Associate A.D.

Sport Responsibilities: Department Spokesman, FOIA Requests

Alma Mater: Iowa State, 1987 \_\_\_\_\_ Joined Mizzou: 2017

Office: 573-884-7882 \_\_\_\_\_ Cell: 573-289-1451

**CHAD MOLLER** (mollerch@missouri.edu) - Associate A.D.

Sport Responsibilities: Football

Alma Mater: Mizzou, 1991 \_\_\_\_\_ Joined Mizzou: 1992

Office: 573-882-0712 \_\_\_\_\_ Cell: 573-268-3110

**KATE LAKIN** (lakinke@missouri.edu) - Associate Director

Sport Responsibilities: Soccer, Swimming & Diving, Gymnastics

Alma Mater: Boston, 2005 \_\_\_\_\_ Joined Mizzou: 2005

Office: 573-884-8519 \_\_\_\_\_ Cell: 573-356-6114

**PATRICK CRAWFORD** (crawfordpa@missouri.edu) - Assistant Director

Sport Responsibilities: Men's Basketball, Men's Golf

Alma Mater: Iowa State, 2010 \_\_\_\_\_ Joined Mizzou: 2013

Office: 573-882-2531 \_\_\_\_\_ Cell: 573-808-6050

**SHAWN DAVIS** (davisshaw@missouri.edu) - Assistant Director

Sport Responsibilities: Baseball, Football

Alma Mater: Mizzou, 2007 \_\_\_\_\_ Joined Mizzou: 2009

Office: 573-882-0711 \_\_\_\_\_ Cell: 573-268-4275

**R.J. LAYTON** (laytonr@missouri.edu) - Assistant Director

Sport Responsibilities: Women's Basketball, Tennis, Football (Credentials)

Alma Mater: Mizzou, 2014 \_\_\_\_\_ Joined Mizzou: 2015

Office: 573-882-7826 \_\_\_\_\_ Cell: 765-491-5348

**ANDREW MELROE** (melroea@missouri.edu) - Assistant Director

Sport Responsibilities: Wrestling, Track & Field

Alma Mater: Mizzou, 2014 \_\_\_\_\_ Joined Mizzou: 2016

Office: 573-882-7167 \_\_\_\_\_ Cell: 651-343-3272

**ANDY OLDENBURG** (oldenburga@missouri.edu) - Assistant Director

Sport Responsibilities: Volleyball, Softball, Women's Golf

Alma Mater: Mizzou, 2010 \_\_\_\_\_ Joined Mizzou: 2013

Office: 573-882-1645 \_\_\_\_\_ Cell: 314-954-2400

**ALI FISHER** (fisheraj@missouri.edu) - Digital Media Specialist

Alma Mater: Toledo, 2012 \_\_\_\_\_ Joined Mizzou: 2014

Office: 573-884-2437 \_\_\_\_\_ Cell: 513-292-6456

**KEVIN FLETCHER** (fletcherk@missouri.edu) - Coord. Online Operations

Alma Mater: Mizzou, 1997 \_\_\_\_\_ Joined Mizzou: 2003

Office: 573-882-0614 \_\_\_\_\_ Cell: 573-268-5058



**DR. MUN Y. CHOI**  
**PRESIDENT, UNIVERSITY OF MISSOURI**  
**1st Year**  
**Illinois, '87**

Following a near year-long national search, the University of Missouri Board of Curators announced the appointment of Dr. Mun Y. Choi, 52, as the 24th president in the history of the University of Missouri System on November 2, 2016. The former provost and executive vice president of the University of Connecticut (UConn), Dr. Choi succeeded Interim President Michael Middleton on March 1, 2017.

Dr. Choi's 24-year career in higher education includes his previous position as provost and executive vice president at UConn, one of the nation's top 20 public universities in the latest U.S. News rankings. At UConn, he oversaw a budget of \$700 million while working with 1,500 full-time faculty, 31,000 students and 2,000 staff across 12 schools and colleges including Schools of Medicine, Dental Medicine and Law. Under his leadership, UConn developed several innovative new programs that have resulted in enrollment growth, increased faculty hiring, innovative research and new and expanded industry partnerships.

Born in South Korea, Dr. Choi came to the U.S. as a child. As a young man, he worked in his family's successful business in Chicago, and later graduated from the University of Illinois at Urbana-Champaign with a bachelor's degree in general engineering in 1987. He later earned a master's degree and doctorate in mechanical and aerospace engineering from Princeton University.

Prior to serving as provost and executive vice president, Dr. Choi was dean of engineering at UConn from 2008 to 2012. Earlier, he was department head of mechanical engineering and mechanics at Drexel University (2000-2008) and assistant and associate professor at the University of Illinois at Chicago.

"Becoming president of the University of Missouri System is unquestionably the pinnacle of my professional career," said Dr. Choi. "As a product of and passionate champion for public higher education, I will advocate tirelessly on behalf of our exceptional institutions with state and national business, political and civic leaders to achieve excellence in all that we do, and make sure our great campuses realize their full potential."

**MU SYSTEM BOARD OF CURATORS**

**DARRYL CHATMAN**

St. Louis

**JOHN R. PHILLIPS**

Kansas City

**JAMIE FARMER**

Jefferson City

**PHILLIP H. SNOWDEN**

Kansas City

**MAURICE B. GRAHAM**

Clayton

**DAVID L. STEELMAN**

Rolla

**JEFF LAYMAN**

Springfield

*Two positions to be filled as of press time*





**DR. ALEXANDER N. CARTWRIGHT**  
**CHANCELLOR, UNIVERSITY OF MISSOURI**  
**1st Year**  
**IOWA, '89**

Dr. Alexander N. Cartwright has served as Provost and Executive Vice Chancellor of the State University of New York (SUNY) since September 2014. As Provost, Dr. Cartwright supports the Chancellor and Board of Trustees in carrying out their oversight responsibilities of the 64-campus system. He drives academic policy and oversees a broad portfolio including: access and inclusion; academic program planning and assessment; enrollment management; student success; global affairs; information technology; and, SUNY's broad research enterprise.

Dr. Cartwright has refocused SUNY's academic agenda around the overarching areas of: student success and completion; diversity, equity and inclusion; and, through research growth in emerging areas, increasing SUNY's impact on state and global challenges.

Dr. Cartwright introduced and saw adopted a sweeping diversity, equity and inclusion policy which applies to all campuses and SUNY's System Administration. A native of the Bahamas, Dr. Cartwright believes in inclusive excellence wherein an institution cannot achieve excellence if it is not inclusive. He developed a comprehensive completion model to meet SUNY's ambitious goal of ensuring that more New Yorkers earn the credentials they need to succeed. He launched a system-wide Educational Effectiveness and Strategic Enrollment process designed to support each campus in meeting improvement goals. He established and oversees the Applied Learning Steering Committee to ensure faculty oversight of SUNY's goal of a rigorous, meaningful, applied learning experience for every student.

During his tenure as Provost, Dr. Cartwright also served as Acting President of the Research Foundation for SUNY from January 2015 — June 2016, overseeing the Foundation's management of over \$1 billion dollars in annual sponsored research activity and recommitting the organization to focus on creation of a culture of compliance, transparent administration of sponsored research; and supporting campus efforts to commercialize intellectual property created on campuses. At the same time, he established the position of Vice Chancellor for Research and Economic Development to support research efforts of SUNY faculty, grow business and industry partnerships, and foster both undergraduate and graduate research opportunities for SUNY students. Dr. Cartwright also served as Officer-in-Charge of two SUNY campuses undergoing leadership transition, SUNY's Downstate Medical Center and SUNY Polytechnic Institute. In each case he worked with campus faculty governance, faculty at large, students, staff and administrators to meet time-sensitive needs and to identify, and see through to appointment, interim leadership.

Dr. Cartwright represents SUNY in Congressional, Federal Agency, White House, and State Legislative audiences to share SUNY's input on key academic and research issues.

Dr. Cartwright came to the role of Provost already a member of the SUNY community. He joined the University at Buffalo, State University of New York (UB) in 1995 serving on the faculty and holding increasingly senior administrative

positions at the AAU research university. His immediate past position was that of Vice President for Research and Economic Development and Acting Executive Director of the New York State Center of Excellence in Bioinformatics and Life Sciences. In these roles, he was responsible for campus/industry relations, research funding and compliance, research communications and research support for UB and the Center.

An internationally recognized researcher and scholar in the area of optical sensors, Dr. Cartwright previously served as the Chair of both the Electrical Engineering and Biomedical Engineering Departments at UB. Before beginning these concurrent chairmanships, Dr. Cartwright led UB's efforts to synergize research across disciplines as the Vice Provost for Strategic Initiatives. In this position he oversaw infrastructure and scholarship in eight areas of strategic strength that spanned departments from Visual Studies to Medicine. He has served as a professor in Electrical Engineering and Biomedical Engineering and an adjunct full professor in Physics at UB. In the first years of his professorship, Dr. Cartwright received both the National Science Foundation CAREER Award and the Office of Naval Research Young Investigator Award. He earned the SUNY Chancellor's award for Excellence in Teaching in 2002. Dr. Cartwright retains his rank as full professor while serving as System Provost, he continues to run the Laboratory for Applied Spectroscopic Evaluation (LASE), oversee doctoral students and one post-doc student, and remains active in research, receiving his latest NSF award in 2016.

Dr. Cartwright's research is generally in the area of optical materials and sensors. Currently, he is engaged in engineering optical "metamaterials," artificial materials that provide optical properties not readily available in nature. His technology for fabricating a rainbow-colored polymer using a one-step, low-cost holographic lithography method was one of just five inventions worldwide to be named to the Society of Manufacturing Engineers (SME)'s 2013 list of Innovations that Could Change the Way You Manufacture.

Dr. Cartwright is a prolific and highly influential scholar, producing more than 150 peer reviewed journal publications and conference proceedings. He has received considerable funding from numerous organizations including the National Institutes of Health, National Science Foundation, Air Force Office of Scientific Research, Department of Defense, and the Office of Naval Research, and various industrial sponsors. Dr. Cartwright holds four patents.

In November 2016, Dr. Cartwright was named a Fellow of the American Association for the Advancement of Science (AAAS). Dr. Cartwright was recognized for, "outstanding research, teaching and mentorship in optics, for advancing science in New York, nationally, and internationally, and for strengthening diversity and inclusion in science." In February 2016, Dr. Cartwright was named to the Carnegie Math Pathways Advisory Board by the Carnegie Foundation for the Advancement of Teaching. In September of 2015, Dr. Cartwright was appointed by NYS Governor Andrew Cuomo to the Photonics Institute Board of Officers. In December of 2014, Dr. Cartwright earned appointment as a Fellow of the National Academy of Inventors. Dr. Cartwright is a Fellow of SPIE — The International Society for Optical Engineering; a senior member of the Institute of Electrical and Electronics Engineers (IEEE); a member of the American Society for Engineering Education (ASEE), Eta Kappa Nu, and the Materials Research Society (MRS).

Dr. Cartwright holds a Ph.D. in Electrical and Computer Engineering from the University of Iowa. He and his wife Melinda have two children, both now in college, Andrew and Alyssa.





**JIM STERK**  
**DIRECTOR OF ATHLETICS**  
**2nd Year**  
**Western Washington, '80**

Jim Sterk was named Mizzou's 20th Director of Athletics on August, 9, 2016, following highly successful tenures leading intercollegiate athletics programs at San Diego State, Washington State and Portland State.

In his first year in Columbia, Mizzou Athletics continued to achieve academically, athletically and administratively.

Academically, 269 Mizzou student-athletes received 2016-17 SEC Honor Roll recognition, 303 garnered University Dean's List status for at least one semester, 14 teams registered a 3.00 grade-point average for the Spring 2017 semester and four teams recorded perfect NCAA Academic Progress Rate marks of 1,000—women's golf, women's tennis, soccer and volleyball. Tiger student-athletes also spent over 4,800 hours volunteering with more than 50 organizations in Columbia and the surrounding communities.

Fueled by Top 16 NCAA Championship finishes in wrestling (5th), women's indoor track & field (8th), men's swimming & diving (9th), women's swimming & diving (13th), women's cross country (16th) and volleyball (Sweet 16), Mizzou Athletics ranked a program-best 33rd in the 2016-17 Learfield Directors' Cup standings with a school-record 662.75 points. The Tigers, who have produced four Top 40 Directors' Cup finishes in the award's 24-year history, had not finished better than 36th prior to 2016-17.

In 2016-17, 16 Mizzou teams were represented in NCAA postseason play, two teams won conference championships (volleyball and wrestling) and 10 squads ranked among the nation's Top 25 in their respective sports at season's end. Two other MU programs, baseball and softball, were also ranked at some point during their respective seasons to give the Tigers 12 Top 25 programs during 2016-17.

In addition, two Tigers combined to win four 2016-17 NCAA individual championships as senior wrestler J'den Cox won his third national title at 197 lbs., and junior Karissa Schweizer became just the fourth female in NCAA history to win the distance triple crown (cross country, indoor 5,000m and outdoor 5,000m national titles), and first since 2008.

Mizzou also produced 13 individual conference champions and had 31 student-athletes earn 69 All-America certificates in 11 different sports.

The generosity, loyalty and passion of more than 7,000 donors allowed the Tiger Scholarship Fund (TSF) to raise a school-record \$50.4 million during the 2016-17 fiscal year, shattering the previous record by more than \$4.7 million. TSF's record-breaking total, which included new pledges and cash gifts, was aided by a school-record 11 gifts of \$1 million or more, and marked just the second time in school history that the TSF surpassed the \$40 million threshold in philanthropic support and just the fifth time it topped the \$30 million plateau.

Working with the Missouri Board of Curators, Sterk secured approval for Kansas City-based Populous to design the Memorial Stadium South End Zone facility which is scheduled to come on-line in 2019. This game-changing project for Tiger football will include coaches offices, a locker room, training room, weight room and team

meeting rooms as well as new premium seating opportunities for Mizzou fans.

Sterk joined the Mizzou family from San Diego State, where he enjoyed a six-year tenure that was highlighted by the most successful five seasons in Aztecs history with 32 conference championships from 2011-12 thru 2015-16, including a Mountain West-leading 28 titles in that stretch, and the nation's fourth-highest combined winning percentage in football and men's basketball. In addition, SDSU was one of only four schools nationally to have appeared in six consecutive NCAA tournaments and have its football team play in five straight bowl games over that span.

"Jim elevated SDSU to a respectable level both athletically and academically," said Marshall Faulk, a member of the Pro-Football Hall of Fame and former St. Louis Ram and SDSU Aztec. "His leadership was instrumental in the rise of SDSU success. How we cared for our student-athletes was his No. 1 concern. While I'm sad to see him go, I am equally happy for Jim and his family, and I told him he is going to love the people of Missouri. Mizzou, you hired a man with impeccable integrity."

SDSU set a school-record with 13 programs setting multi-year highs in the 2016 Academic Progress Report released by the NCAA with 313 student-athletes honored for their academic achievements. The athletic department also enjoyed a record fundraising year for scholarships and a new basketball facility.

For his efforts, Sterk was named the 2015-2016 Under Armour Athletic Director of the Year by the National Association of Collegiate Directors of Athletics, which highlights the efforts of athletic directors for their commitment and positive contributions to student-athletes, campuses and their surrounding communities. Sterk was also appointed to the NCAA Division I Men's Basketball Committee as the Mountain West Conference's representative.

Sterk went to SDSU from Washington State University, where he served as athletic director from 2000-10. Prior to his hiring at WSU, he was the AD at Portland State University from 1995 to 2000.

Sterk enjoys a solid reputation and the respect of his peers across the country. The NCAA recognized him and WSU in 2006 as the Division IA Athletic Directors' "Program of Excellence." He oversaw a period of unparalleled success at Washington State with historic accomplishments both on and off the field during his tenure in Pullman.

In his last three years at WSU, 13 Cougar teams competed in NCAA postseason tournaments, including back-to-back trips by the men's basketball team (2007 and 2008), while women's rowing earned five NCAA championship bids, including a fourth-place finish in 2006, the highest finish ever by a WSU women's team in NCAA competition.

Sterk graduated from Western Washington University in 1980, where he earned four letters in football and one in basketball. He was credited with a school-record 164 tackles during the 1977 season, garnering first-team NAIA District I all-star accolades. He was named team captain and MVP, helping the Vikings to the district championship game. On Feb. 6, 2010, Sterk was inducted into Western Washington's Athletics Hall of Fame for his gridiron success.

He received his master's degree in sports administration from Ohio University. In addition to SDSU, Washington State and Portland State, his professional career has also included administrative positions at North Carolina, Maine, Seattle Pacific and Tulane.

Sterk and his wife Debi have three daughters: Ashley, Amy and Abby.

# 2017 ROSTER

# 2017 MIZZOU FOOTBALL

## NUMERICAL

No.	Last, First	Pos.
1	Davis, Da'Ron	WR
1	Hines, Anthony**	S
2	Warren, T.J.*	LB
2	Wilson, Micah	QB
3	Lock, Drew**	QB
3	Perkins, Ronnell*	S
4	Miller, Isaiah	RB
5	Beckner, Jr., Terry**	DL
5	Powell, Taylor	QB
6	Moore, J'Mon***	WR
6	Ross, Tavon**	LB
7	Brown, Nate**	WR
7	Hilton, Cam**	S
8	Smith, Justin	WR
8	Wilson, Thomas***	S
9	Mason, Dimetrios*	WR
9	Rymer, Hayden	QB
9	Young, Malik	DL
10	Gillespie, Tyree	S
10	Reese, Jason***	TE
11	Blanton, Kendall**	TE
11	Lee, Brandon**	LB
11	Ulmer, Jordan	S
12	Johnson, Johnathon*	WR
12	Nelson, Dominic	S
13	Clark, O'shae	WR
14	Lowary, Jack	QB
14	Sparks, Adam	DB
14	Wingo, Ray	WR
15	Jones, Grant*	LB
16	Crockett, Damarea*	RB
16	Frazier, Marcell**	DL
17	Acy, DeMarkus*	DB
17	Floyd, Richaud*	WR
18	Bledsoe, Joshua	S
18	Collins, Dominic	WR
19	Petry, Terry**	DB
20	Eaddy, Myles	DL
20	Prewett, Kaleb	LB
21	Holmes, Christian*	DB
21	Witter, Ish***	RB
22	Downing, Dawson	RB
22	Sherrills, Anthony***	S
24	Hall, Terez**	LB
24	Rivers, Cameren	WR
25	Brooks, Jamal	LB
26	Fatony, Corey**	P
28	Cheadle, Logan***	DB
28	Spadarotto, Steven	WR
29	Anderson, Nate	DL
29	Strong, Nate	RB
30	Dalley, Ryan	S
31	Stribling IV, Finis**	S

No.	Last, First	Pos.	Ht.	Wt.	Yr.	Hometown (High School/Previous College)
57	Abeln, Alec**	OL	6-3	305	Sr.	St. Louis, Mo. (University HS)
17	Acy, DeMarkus*	DB	6-2	195	So.	Dallas, Texas (Wilmer-Hutchins)
77	Adams, Paul*	OL	6-6	315	Jr.	Nashville, Tenn. (Christ Presbyterian)
45	Agbasimere, Franklin	DL	6-2	245	So.	Lagos, Nigeria (Montverde [Fla.] Academy)
33	Alton, Jerod	DB	5-10	180	RSFr.	Kirkwood, Mo.
29	Anderson, Nate	DL	6-4	250	Jr.	Roswell, N.M. (Prattville [Ala.] HS/N.M. Military)
56	Bailey, Samson**	OL	6-4	295	Jr.	Lamar, Mo.
92	Bartolotta, Nick	PK	5-6	185	Sr.	St. Louis, Mo. (Fox/DuPage/Kansas)
5	Beckner, Jr., Terry**	DL	6-4	290	Jr.	East St. Louis, Ill.
38	Beisel, Eric***	LB	6-3	240	Sr.	Fenton, Mo. (Rockwood Summit)
11	Blanton, Kendall**	TE	6-6	265	Jr.	Blue Springs, Mo. (South)
18	Bledsoe, Joshua	S	6-0	190	Fr.	Houston, Texas (Dekaney)
79	Borom, Larry	OL	6-6	338	Fr.	Bloomfield Hills, Mich. (Brother Rice)
35	Boyd, Sean	DB	5-9	180	So.	St. Louis, Mo. (Christian Brothers)
95	Brandon, Rashad	DL	6-3	305	Jr.	Jersey City, N.J. (St. Anthony's/ASA College)
25	Brooks, Jamal	LB	6-1	227	Fr.	Bessemer, Ala. (City)
7	Brown, Nate**	WR	6-3	210	Jr.	Suwanee, Ga. (North Gwinnett)
34	Burkett, Joey***	LB	6-2	225	Sr.	Jefferson City, Mo.
97	Byers, Akial	DL	6-4	260	Fr.	Fayetteville, Ark.
93	Carr, Andrew	PK	6-1	185	Jr.	Cameron, Mo.
54	Castillo, Trystan	OL	6-4	320	RSFr.	Webb City, Mo.
28	Cheadle, Logan***	DB	5-10	180	Sr.	Lee's Summit, Mo. (West)
88	Christopherson, Logan	TE	6-6	220	Fr.	Lemont, Ill.
13	Clark, O'shae	WR	5-8	160	Fr.	Cypress, Texas (Cy Springs)
78	Coleman, Pompey	OL	6-5	300	Fr.	Indianapolis, Ind. (Ben Davis)
18	Collins, Dominic	WR	6-2	180	Sr.	Fullerton, Calif. (El Toro/Saddleback CC)
59	Cook, Case	OL	6-5	290	Fr.	Carrollton, Ga.
16	Crockett, Damarea*	RB	5-11	225	So.	Little Rock, Ark. (Christian)
51	Cruz, Ed	DL	6-2	240	Sr.	Park Hill, Mo. (Central)
30	Dalley, Ryan	S	6-1	190	So.	Mundelein, Ill. (Carmel Catholic)
1	Davis, Da'Ron	WR	6-2	190	Fr.	Lee's Summit, Mo. (North)
22	Downing, Dawson	RB	6-0	225	RSFr.	Mission, Kan. (Bishop Miege)
67	Dubinski, Jonah	OL	6-2	295	So.	Columbia, Mo. (Rock Bridge)
70	Durant, Yasir	OL	6-7	340	So.	Philadelphia, Pa. (Imhotep/Arizona Western CC)
20	Eaddy, Myles	DL	6-0	230	RSFr.	Plantation, Fla. (American Heritage)
36	Ellinger, Daniel	WR	6-4	210	RSFr.	Jefferson City, Mo.
26	Fatony, Corey**	P	5-11	205	Jr.	Franklin, Tenn.
17	Floyd, Richaud*	WR	5-11	185	So.	Gulfport, Miss.
16	Frazier, Marcell**	DL	6-5	265	Sr.	Portland, Ore. (Douglas/College of Siskiyous)
47	Garrett, Cale*	LB	6-3	240	So.	Kearney, Mo.
10	Gillespie, Tyree	S	6-0	202	Fr.	Ocala, Fla. (Vanguard)
62	Grossman, Thomas	OL	6-3	275	Jr.	St. Louis, Mo. (Chaminade)
84	Hall, Emanuel**	WR	6-3	200	Jr.	Franklin, Tenn. (Centennial)
24	Hall, Terez**	LB	6-2	230	Jr.	Lithonia, Ga. (King)
55	Harold, Jordan*	DL	6-2	265	Sr.	St. Louis, Mo. (McCluer North)
69	Harris, A.J.*	OL	6-4	305	So.	Stilwell, Kan. (Blue Valley)
7	Hilton, Cam**	S	6-0	190	Jr.	St. Louis, Mo. (Webster Groves)
1	Hines, Anthony**	S	6-1	195	Sr.	San Francisco, Calif. (El Camino/Coll. of San Mateo)
21	Holmes, Christian*	DB	6-1	195	So.	Atlanta, Ga. (McNair)
88	Howard, Nate*	DL	6-4	250	Jr.	St. Louis, Mo. (Watkins)
76	Howell, Tyler*	OL	6-8	330	Sr.	Bonner Springs, Kan. (Bonner Springs/Butler CC)
53	Hoy, Joe	LB	6-1	230	So.	Wauconda, Ill. (Carmel Catholic)
94	Jacobs, Tyrell	DL	6-4	280	So.	Kenner, La. (Rummel)
12	Johnson, Johnathon*	WR	5-10	185	So.	Memphis, Tenn. (Melrose)
15	Jones, Grant*	LB	6-3	225	Jr.	Columbia, Mo. (Hickman)

# 2017 MIZZOU FOOTBALL

# 2017 ROSTER

No.	Last, First	Pos.	Ht.	Wt.	Yr.	Hometown (High School/Previous College)
43	Jones, Jerney	RB	5-10	190	RSFr.	Republic, Mo.
11	Lee, Brandon**	LB	6-2	230	Jr.	Indianapolis, Ind. (Lawrence Central)
3	Lock, Drew**	QB	6-4	225	Jr.	Lee's Summit, Mo.
96	Logan, A.J.**	DL	6-2	325	Sr.	Columbia, Mo. (Rock Bridge)
14	Lowary, Jack	QB	6-4	215	So.	Huntington Beach, Calif. (Mater Dei/Long Beach CC)
9	Mason, Dimetrios*	WR	6-0	185	So.	Loganville, Ga. (Grayson)
98	McCann, Tucker*	PK	6-0	205	So.	O'Fallon, Ill.
40	Miller, Jr., Aubrey	LB	6-2	210	Fr.	Memphis, Tenn. (Whitehaven)
4	Miller, Isaiah	RB	5-11	195	Fr.	Baldwin, Fla.
72	Mitchell, Kyle*	OL	6-5	325	Sr.	Fair Oaks, Calif. (Del Campo/American River Coll.)
6	Moore, J'Mon***	WR	6-3	205	Sr.	Missouri City, Texas (Elkins)
50	Morrison-White, Hyrin	OL	6-6	300	Fr.	DeSoto, Texas
12	Nelson, Dominic	S	6-0	205	Jr.	Florissant, Mo.
81	Okwuegbunam, Albert	TE	6-5	260	RSFr.	Springfield, Ill. (Sacred Heart Griffin)
99	Palmore, Walter	DL	6-4	300	Jr.	Columbus, Ga. (Hardaway HS/Eastern Arizona)
71	Pendleton, Kevin**	OL	6-4	335	Jr.	Lee's Summit, Mo. (West)
3	Perkins, Ronnell*	S	6-0	205	So.	St. Louis, Mo. (University City)
19	Petry, Terry**	DB	6-1	160	Fr.	Missouri City, Texas (Ridge Point)
66	Ploudre, Adam*	OL	6-4	320	Sr.	Ballwin, Mo. (Marquette HS)
5	Powell, Taylor	QB	6-2	195	Fr.	Fayetteville, Ark.
20	Prewett, Kaleb	LB	6-1	210	Jr.	Blue Springs, Mo. (Blue Springs/Kansas State)
10	Reese, Jason***	TE	6-5	255	Sr.	Eules, Texas (Trinity)
24	Rivers, Cameren	WR	6-4	195	Sr.	St. Louis, Mo. (McCluer North/Missouri Valley)
61	Roland, Adam	DL	6-3	320	Jr.	St. Louis, Mo. (Oakville)
6	Ross, Tavon**	LB	6-0	210	Jr.	Cochran, Ga. (Bleckley County)
34	Rountree III, Larry	RB	5-10	183	Fr.	Raleigh, N.C. (Millbrook)
9	Rymer, Hayden	QB	6-1	210	RSFr.	Windermere, Fla. (First Academy)
72	Sampson, Caleb	DT	6-4	285	Fr.	Covington, La. (Northlake Christian)
89	Scales, Brendan	TE	6-4	240	RSFr.	Wildwood, Mo. (Lafayette)
22	Sherrils, Anthony***	S	6-0	205	Sr.	Kansas City, Mo. (Hogan Prep)
75	Simms, Tre'Your*	OL	6-5	355	So.	East St. Louis, Ill. (ESL)
8	Smith, Justin	WR	6-7	210	So.	Dublin, Ga. (West Laurens)
28	Spadarotto, Steven	WR	6-2	185	Jr.	Santa Maria, Calif. (Righetti)
14	Sparks, Adam	DB	6-0	163	Fr.	Baton Rouge, La. (Dutchtown)
31	Stribling IV, Finis**	S	5-11	190	Jr.	Thompson's Station, Tenn. (Independence)
29	Strong, Nate	RB	6-0	210	Jr.	East St. Louis, Ill. (ESL/Hinds CC)
46	Trump, Jacob	LB	6-3	225	Jr.	Kahoka, Mo. (Clark County)
39	Turner, Chris	DL	6-4	225	Fr.	Hammond, La.
11	Ulmer, Jordan	S	6-2	190	Fr.	Belleville, Mich.
49	Utsey, Markell	DL	6-4	310	So.	Little Rock, Ark. (Parkview)
45	Vaoifi, Ezra	RB	5-11	220	Fr.	Independence, Mo. (Fort Osage)
2	Warren, T.J.*	LB	5-11	210	So.	Conyers, Ga. (Rockdale County)
81	Whitehouse, Harley	LS	6-0	225	So.	St. Louis, Mo. (Parkway Central)
78	Whiteside, Kobie	DL	6-1	304	Fr.	Houston, Texas (Alief Taylor)
93	Williams, Tre	DL	6-5	265	RSFr.	Columbia, Mo. (Rock Bridge)
2	Wilson, Micah	QB	6-3	215	RSFr.	Tulsa, Okla. (Lincoln Christian)
8	Wilson, Thomas***	S	5-10	200	Sr.	Suwanee, Ga. (Buford)
14	Wingo, Ray	WR	5-11	175	Jr.	St. Louis, Mo. (St. Louis University High)
48	Winters, Roderick	LB	5-11	240	Jr.	Arlington, Texas (Bowie)
21	Witter, Ish***	RB	5-10	195	Sr.	Tampa, Fla. (Alonso)
86	Workman, James	LS	6-0	225	So.	Renton, Wash. (Liberty/San Jose State)
9	Young, Malik	DL	6-3	280	Jr.	Marietta, Ga. (Sprayberry HS/Eastern Arizona)

## NUMERICAL

No.	Last, First	Pos.
33	Alton, Jerod	DB
34	Burkett, Joey***	LB
34	Rountree III, Larry	RB
35	Boyd, Sean	DB
36	Ellinger, Daniel	WR
38	Beisel, Eric***	LB
39	Turner, Chris	DL
40	Miller, Jr., Aubrey	LB
43	Jones, Jerney	RB
45	Agbasimere, Franklin	DL
45	Vaoifi, Ezra	RB
46	Trump, Jacob	LB
47	Garrett, Cale*	LB
48	Winters, Roderick	LB
49	Utsey, Markell	DL
50	Morrison-White, Hyrin	OL
51	Cruz, Ed	DL
53	Hoy, Joe	LB
54	Castillo, Trystan	OL
55	Harold, Jordan*	DL
56	Bailey, Samson**	OL
57	Abeln, Alec**	OL
59	Cook, Case	OL
61	Roland, Adam	DL
62	Grossman, Thomas	OL
66	Ploudre, Adam*	OL
67	Dubinski, Jonah	OL
69	Harris, A.J.*	OL
70	Durant, Yasir	OL
71	Pendleton, Kevin**	OL
72	Mitchell, Kyle*	OL
72	Sampson, Caleb	DT
75	Simms, Tre'Your*	OL
76	Howell, Tyler*	OL
77	Adams, Paul*	OL
78	Coleman, Pompey	OL
78	Whiteside, Kobie	DL
79	Borom, Larry	OL
81	Okwuegbunam, Albert	TE
81	Whitehouse, Harley	LS
84	Hall, Emanuel**	WR
86	Workman, James	LS
88	Christopherson, Logan	TE
88	Howard, Nate*	DL
89	Scales, Brendan	TE
92	Bartolotta, Nick	PK
93	Carr, Andrew	PK
93	Williams, Tre	DL
94	Jacobs, Tyrell	DL
95	Brandon, Rashad	DL
96	Logan, A.J.**	DL
97	Byers, Akial	DL
98	McCann, Tucker*	PK
99	Palmore, Walter	DL

# PRE-SEASON DEPTH CHART

2017 MIZZOU FOOTBALL



## MIZZOU<sup>®</sup> 2017 DEPTH CHART

As of  
July 12,  
2017



### OFFENSE

<b>LT</b>	76	Tyler Howell	6-8	330	Sr.	1L
	70	Yasir Durant	6-7	340	So.	
<b>LG</b>	71	Kevin Pendleton	6-4	335	Jr.	2L
	57	Alec Abeln	6-3	305	Sr.	2L
<b>C</b>	67	Jonah Dubinski	6-2	295	So.	
	54	Trystan Castillo	6-4	320	RS-Fr.	
<b>RG</b>	66	Adam Ploudre	6-4	320	Sr.	1L
	75	Tre'Vour Simms	6-5	355	So.	1L
<b>RT</b>	77	Paul Adams	6-6	315	Jr.	1L
	70	Yasir Durant	6-7	340	So.	
<b>TE</b>	10	Jason Reese	6-5	255	Sr.	3L
	11	Kendall Blanton	6-6	265	Jr.	2L
<b>QB</b>	3	Drew Lock	6-4	225	Jr.	2L
	14	Jack Lowary	6-4	215	Jr.	
	2	Micah Wilson	6-3	215	RS-Fr.	
<b>TB</b>	16	Damarea Crockett	5-11	225	So.	1L - OR -
	21	Ish Witter	5-10	195	Sr.	3L
<b>WR</b>	6	J'Mon Moore	6-3	205	Sr.	3L
	18	Dominic Collins	6-2	180	Jr.	
<b>WR</b>	12	Johnathon Johnson	5-10	185	So.	1L
	17	Richaud Floyd	5-11	185	So.	1L
<b>WR</b>	9	Dimetrios Mason	6-0	185	So.	1L
	84	Emanuel Hall	6-3	200	Jr.	2L

### DEFENSE

<b>DE</b>	55	Jordan Harold	6-2	265	Sr.	1L
	45	Franklin Agbasimere	6-2	245	So.	
<b>DT</b>	5	Terry Beckner, Jr.	6-4	290	Jr.	2L
	49	Markell Utsey	6-4	310	So.	
<b>DT</b>	96	A.J. Logan	6-2	325	Sr.	2L
	95	Rashad Brandon	6-3	305	Jr.	
<b>DE</b>	16	Marcell Frazier	6-5	265	Sr.	2L
	93	Tre Williams	6-5	265	RS-Fr.	
<b>LB</b>	24	Terez Hall	6-2	230	Jr.	2L
	34	Joey Burkett	6-2	225	Sr.	3L
<b>LB</b>	38	Eric Beisel	6-3	240	Sr.	3L
	47	Cale Garrett	6-3	240	So.	1L
<b>LB</b>	20	Kaleb Prewett	6-1	210	Jr.	
	4	Brandon Lee	6-2	230	Jr.	2L
<b>CB</b>	17	DeMarkus Acy	6-2	195	So.	1L
	28	Logan Cheadle	5-10	180	Sr.	3L
<b>FS</b>	3	Ronnell Perkins	6-0	205	So.	1L
	7	Cam Hilton	6-0	190	Jr.	2L
<b>SS</b>	22	Anthony Sherrils	6-0	205	Sr.	3L
	8	Thomas Wilson	5-10	200	Sr.	3L
<b>CB</b>	21	Christian Holmes	6-1	195	So.	1L
	1	Anthony Hines	6-1	200	Sr.	2L

### SPECIAL TEAMS

<b>PK</b>	98	Tucker McCann	6-0	205	So.	1L
	86	James Workman	6-0	225	So.	
<b>LS</b>						
<b>P</b>	26	Corey Fatony	5-11	205	Jr.	2L





**57 • ALEC ABELN**  
**Offensive Lineman**  
**Sr. • 6-3 • 305**  
**St. Louis, Mo.**  
**University HS**

- 2014 SEC Academic Honor Roll
- 2015 SEC Academic Honor Roll

**2017 OUTLOOK**

Veteran lineman who can contribute at any of the three interior spots, where he has nine career starts to his credit ... Likely to enter fall camp battling for position on the depth chart at left guard.

**2016 SEASON**

Saw action in 10 games, and made a career-high six starts ... Was part of an offensive line that was the nation's most improved group despite boasting just three career starts as a unit heading into the season ... The group finished first nationally in tackles for loss allowed (2.92), the lowest in the nation for any team since at least 2005, a remarkable note considering Mizzou ranked 15th nationally in plays ... Offensive line group also led the SEC in sacks allowed (16th nationally) and paved the way for a Mizzou offense that led the SEC and ranked 15th nationally (500.5 yards per game and 205.1 on the ground).

**2015 SEASON**

Started first game as a Tiger against SEMO (9/5) ... Played 10 games in the 2015 season, starting three of them at left guard ... Entered fall camp at No. 2 at the center position but moved to the starter at left guard for the first part of the season.

**PREVIOUS SEASONS/HIGH SCHOOL**

Please visit [www.mutigers.com](http://www.mutigers.com).

**PERSONAL**

Parents - Douglas and Julie Abeln ... Academic all-state pick in his final high school season ... Also participated in wrestling and volleyball as a senior ... Mother, Julie, was Truman the Tiger while a student at Mizzou ... Wanted to attend Mizzou since childhood.



**17 • DEMARKUS ACY**  
**Defensive Back**  
**So. • 6-2 • 195**  
**Dallas, Texas**  
**Wilmer-Hutchins HS**

**2017 OUTLOOK**

Up-and-comer defensive back who will be competing for a starting job at one CB spot after a strong spring that had him running with the #1 defense quite extensively ... Made one start last season as a true freshman ... Has the size, length, speed and athleticism to give opposing wideouts problems.

**2016 SEASON**

Impressed the coaching staff enough to make an impact as a true freshman and totaled six tackles in 11 games (one start) seeing most of his action on special teams ... Recorded the first two pass breakups of his career in Mizzou's win over Eastern Michigan (9/10) ... Tallied his first career tackle against Delaware State (9/24) ... Made his first career start at LSU (10/1), posting three tackles (two solo) ... Recorded one tackle against Middle Tennessee (10/22) ... Recorded a solo tackle against Vanderbilt (11/12).

**PREVIOUS SEASONS/HIGH SCHOOL**

Please visit [www.mutigers.com](http://www.mutigers.com).

**ACY CAREER STATS**

TACKLES	GP	UA	A	Total	TFL	TFLY	PD	FF	FR	BLK
2016	11	5	1	6	0.0	0	2	0	0	0
Total	11	5	1	6	0.0	0	2	0	0	0



**77 • PAUL ADAMS**  
**Offensive Lineman**  
**Jr. • 6-6 • 315**  
**Nashville, Tenn.**  
**Christ Presbyterian HS**

**2017 OUTLOOK**

Proven veteran performer looking to anchor the right side of the offensive line, where he started all 12 games at right tackle a year ago for the SEC's most productive offense.

**2016 SEASON**

Started all 12 games at right tackle along Mizzou's offensive line ... Part of an offensive line that was the nation's most improved group despite boasting just three career starts as a unit heading into the season ... The group finished first nationally in tackles for loss allowed (2.92), the lowest in the nation for any team since at least 2005, a remarkable note considering Mizzou ranked 15th nationally in plays ... Offensive line group also led the SEC in sacks allowed (16th nationally) and paved the way for a Mizzou offense that led the SEC and ranked 15th nationally (500.5 yards per game and 205.1 on the ground).

**2015 SEASON**

Got his first game reps as a reserve redshirt freshman, as he saw action in three games during the 2015 season.

**PREVIOUS SEASONS/HIGH SCHOOL**

Please visit [www.mutigers.com](http://www.mutigers.com).

**PERSONAL**

Parents — Tim and Ashley Adams ... Chose Mizzou over offers from Cincinnati, Mississippi State and South Florida ... Plans to major in business management at the University of Missouri ... Was impressed with Mizzou's entire campus environment during his visit, and enjoyed his meetings with Tiger coaches.



## 45 • FRANKLIN AGBASIMERE

**Defensive Lineman**

**So. • 6-2 • 245**

**Lagos, Nigeria**

**Montverde (FL) Academy**

### 2017 OUTLOOK

Highly-athletic talent with a very big upside ... Is still a relative newcomer to football, as he didn't begin playing until high school once he came to America ... Was moved to defensive end during the spring, and was very impressive early on before sustaining a foot injury that ended his camp early ... He'll be ready to go in the fall and looks to add quality depth to #DLineZou.

### 2016 SEASON

Saw his first collegiate game action as a redshirt freshman, seeing the field in seven games, primarily on special teams units.

### 2015 SEASON

Redshirt season.

### PREVIOUS SEASONS/HIGH SCHOOL

Please visit [www.mutigers.com](http://www.mutigers.com).

### PERSONAL

Parents — Richard & Regina Agbasimere ... Cited Mizzou's high-caliber coaching staff along with a storied football tradition as key contributors to his signing with Mizzou ... Also commended the school's great business program and great facilities on campus ... Intends to major in business management while at Mizzou ... Lists music, video games and hanging out with friends as some of his non-football interests.



## 33 • JEROD ALTON

**Defensive Back**

**RS-Fr. • 5-10 • 180**

**Kirkwood, Mo.**

**Kirkwood HS**

### 2017 OUTLOOK

Cornerback prospect coming off a redshirt season ... Looks to provide depth at one corner spot and potentially get onto the field with special teams units.

### 2016 SEASON

Redshirt season.

### PREVIOUS SEASONS/HIGH SCHOOL

Please visit [www.mutigers.com](http://www.mutigers.com).

### PERSONAL

Played at the same high school as former Mizzou Athletics Hall of Fame member and current Kansas City Chief WR Jeremy Maclin ... Plans to major in marketing with a minor in education ... Cited his relationship with Cornell Ford and Coach Odom along with Mizzou's beautiful campus and the fact that all of the current players treated him like family as the primary reasons that he chose Mizzou ... Primary recruiter: Cornell Ford ... Chose Mizzou over offers from Arkansas State, Illinois, Iowa and Syracuse.



## 56 • SAMSON BAILEY

**Offensive Lineman**

**Jr. • 6-4 • 295**

**Lamar, Mo.**

**Lamar HS**

- 2015 SEC Academic Honor Roll
- 2016 SEC Academic Honor Roll

### 2017 OUTLOOK

Returning starter from a year ago at center who is versatile enough to contribute at several spots on the line ... Got a lot of quality work during the spring at center, guard and tackle, and he'll be a candidate for playing time at any of them in the fall.

### 2016 SEASON

Played in nine games, starting all nine in which he appeared at the center position, before being slowed by an ankle injury late in the season ... Part of an offensive line that was the nation's most improved group despite boasting just three career starts as a unit heading into the season ... The group finished first nationally in tackles for loss allowed (2.92), the lowest in the nation for any team since at least 2005, a remarkable note considering Mizzou ranked 15th nationally in plays ... Offensive line group also led the SEC in sacks allowed (16th nationally) and paved the way for a Mizzou offense that led the SEC and ranked 15th nationally (500.5 yards per game and 205.1 on the ground).

### 2015 SEASON

Played four games for the Tigers in 2015, primarily serving as the back-up to team captain Evan Boehm at the center position ... Saw most of his action on special teams.

### PREVIOUS SEASONS/HIGH SCHOOL

Please visit [www.mutigers.com](http://www.mutigers.com).

### PERSONAL

Son of Noelle Bailey ... Has a twin brother, Benton, who plays football at Southern Illinois ... Majoring in agricultural systems and management at Missouri ... Says Mizzou is the only school he ever considered growing up.

## 92 • NICK BARTOLOTTA

**Placekicker**

**Sr. • 5-6 • 185**

**St. Louis, Mo.**

**Fox HS/DuPage/Kansas**

### 2017 OUTLOOK

Senior kicker who transferred to Mizzou in 2016 after kicking in nine games at Kansas in 2015 ... Began his collegiate career at the College of DuPage ... Got reps during spring camp and hopes to contend for snaps in the fall with incumbent starter Tucker McCann.

**2016 SEASON**

Joined team as a walk-on prior to the start of the season, but did not see any action during the year.

**2015 SEASON**

Saw action as a sophomore in nine games at Kansas, primarily as the extra point and short-range field goal specialist ... Made 17-of-18 PATs for KU and was good on 4-of-7 field goal tries, including makes from 40 yards at Oklahoma State and from 33 against Memphis.

**PREVIOUS SEASONS/HIGH SCHOOL**

Please visit [www.mutigers.com](http://www.mutigers.com).

**PERSONAL**

Grew up a lifelong Mizzou fan who attended Kansas solely for the opportunity to see the field, but who is glad to be back on the right side of the border rivalry.



**5 • TERRY BECKNER, JR.**  
**Defensive Lineman**  
**Jr. • 6-4 • 290**  
**East St. Louis, Mo.**  
**East St. Louis HS**

- 2016 Team Underclassman Leadership Award
- 2015 1st-Team Freshman All-American (FWAA, Sporting News)
- 2015 Freshman All-SEC (Coaches)
- 2015 Team Interior Lineman of the Year

**2017 OUTLOOK**

All-Star candidate who has the ability to be a game-changer on any given snap in the trenches ... Has battled the injury bug each of his first two seasons, but will be full go come fall camp, when he hopes to show that he's one of the SEC's top defensive tackles ... Participated in spring drills but only in non-contact situations, as he continued to get back to health.

**2016 SEASON**

Had the misfortune of having a second-straight season ended early due to a knee injury ... Injury was to his other knee, and came in game #7 against Middle Tennessee, just as he was beginning to come into his own while getting back from the previous year's setback ... Prior to the injury, came off the bench as he was working his way back into the feel of the game, and amassed 24 tackles in seven games, including 2.0 TFLs, while adding three QB pressures and recovering one fumble ... Biggest production games came against Georgia (6 tackles) and at LSU (5 tackles).

**2015 SEASON**

Turned in an outstanding rookie season, as he made a huge impact as a true freshman in the trenches for what became one of the nation's top defensive units ... Started five of his 10 games played for the Tigers, totaling 27 tackles (13 solo), 8.5 tackles-for-loss, three sacks, a pass break-up, a fumble recovery and two QB hurries ... Heads-up player who recovered first fumble of his college career against Mississippi State (11/5) ... Season-high two tackles-for-loss (-10 yards) at Vanderbilt (10/24) ... Recorded a streak of four consecutive games with at least one tackle-for-loss ... Ended his 2015 season early after tearing both his ACL and his MCL against BYU (11/14).

**PREVIOUS SEASONS/HIGH SCHOOL**

Please visit [www.mutigers.com](http://www.mutigers.com).

**PERSONAL**

Parents — Terry Beckner, Sr. & Jermaya White-Beckner ... Has an interest in majoring in sports management during his time at Mizzou.

**BECKNER CAREER STATS**

TACKLES	GP	UA	A	Total	TFL	YDS	SACK	YDS	QBH	FR
2015	10	13	14	27	8.0	23	3.0	12	2	1
2016	7	16	8	24	2.0	4	0	0	3	1
Total	17	29	22	51	10.0	27	3.0	12	5	2



**38 • ERIC BEISEL**  
**Linebacker**  
**Sr. • 6-3 • 240**  
**Fenton, Mo.**  
**Rockwood Summit HS**

- 2016 SEC Academic Honor Roll

**2017 OUTLOOK**

Emerging playmaker in the middle of the field who came on strong in the latter part of the 2016 season ... Is a leading candidate to take over the middle linebacker spot going forward after a strong showing in the spring.

**2016 SEASON**

Saw his playing time increase late in the season, earning starts in the final five games as his opportunities increased ... Finished with 44 tackles (35 solo), including 6.0 tackles for loss and two pass break-ups ... Tallied three tackles (all solo) against Delaware State (9/24) ... Snagged his first start of the season against Kentucky (10/29) ... Recorded five solo tackles, including three for a loss ... Posted a career-high 14 tackles (10 solo) at South Carolina (11/5) ... Led the team in solo and total tackles at South Carolina ... Two of the 14 tackles were for a loss, including a five-yard stop in the first quarter ... Notched three tackles (one solo) against Vanderbilt (11/12) ... Led the Mizzou defense with 10 tackles against Tennessee (11/19) for his second game with double-digit tackles on the season ... Made his fifth consecutive start in Mizzou's win over Arkansas (11/25), contributing on defense with eight tackles (six solo), a tackle-for-loss and a pass break-up.

**2015 SEASON**

Played in all 12 games as a redshirt sophomore and was a valuable member of the team's kick coverage unit ... Tallied three tackles on the season ... First stop came on a kickoff against Florida (10/10) ... Also had a stop against BYU (11/14) and in the season finale at Arkansas (11/27).

**PREVIOUS SEASONS/HIGH SCHOOL**

Please visit [www.mutigers.com](http://www.mutigers.com).

**PERSONAL**

Parents - David and Cathy Beisel ... Participated in baseball for the Falcons, helping the squad to the 2012 Class 4 State Championship ... Chose Mizzou over Arkansas, Illinois, Iowa State, Kansas State, Nebraska and Arizona State, among others ... Cited Mizzou's beautiful campus and goal-oriented football program as reasons for choosing to be a Tiger.



## BEISEL CAREER STATS

TACKLES	GP	UA	A	Total	TFL	YDS	SACK	YDS	PBU
2014	13	4	15	19	0.5	1	0.0	0	0
2015	12	3	0	3	0.0	0	0.0	0	0
2016	12	35	9	44	6.0	11	0.0	0	2
Total	37	42	24	66	6.5	12	0.0	0	2



## 11 • KENDALL BLANTON

**Tight End**

**Jr. • 6-6 • 265**

**Blue Springs, Mo.**

**Blue Springs South HS**

### 2017 OUTLOOK

Emerging talent at the very deep tight end position for Mizzou's offense, who is looking for a break out season ... Has all the intangibles in terms of size, strength and athleticism to be a dynamic weapon for the Tigers ... Missed the entire spring camp due to an ankle injury which required surgery, sustained in off-season workouts ... He'll be full-go come fall camp, and is expected to challenge for a starting job.

### 2016 SEASON

Caught 16 passes for 161 yards in his first season as a primary TE, hauling in three scores as well ... Caught a season-high four passes for 31 yards and one touchdown, the first of his career, in Mizzou's home opener against Eastern Michigan (9/10) ... Caught two passes for 37 yards, including a one-handed, highlight reel catch on a 15-yard TD from QB Drew Lock in the first quarter vs. Middle Tennessee (10/22) ... Had a big game at South Carolina (11/5), hauling in a season-high four passes for a career-high 42 yards, including a touchdown grab, the third of his career ... That gave Blanton the most TD grabs for a Mizzou tight end since 2011 ... Caught one pass for three yards against Vanderbilt (11/12) ... Posted two catches for 21 yards at Tennessee (11/19) ... Also had one catch in the season finale against Arkansas (11/25).

### 2015 SEASON

Played in eight games on the season, primarily on special teams, and did not register any statistics.

### PREVIOUS SEASONS/HIGH SCHOOL

Please visit [www.mutigers.com](http://www.mutigers.com).

### PERSONAL

Parents — Jerry Blanton and Deanna Thompson ... Chose Mizzou over interest from Kentucky, Louisville and Tulsa ... Father, Jerry, was a standout linebacker at Kentucky and played seven seasons with the NFL's Kansas City Chiefs.

### BLANTON CAREER STATS

RECEIVING	GP	Rec	Yds	TD	Avg.	Long	Yds/Gm
2015	8	0	0	0	0.0	0	0.0
2016	12	16	161	3	10.1	22	13.4
Total	20	16	161	3	10.1	22	8.1



## 7 • NATE BROWN

**Wide Receiver**

**Jr. • 6-3 • 210**

**Suwanee, Ga.**

**North Gwinnett HS**

### 2017 OUTLOOK

Mizzou's leading receiver from two seasons ago who is coming off a redshirt season after sustaining a season-ending ankle injury during pre-season camp that wiped out his 2016 season ... Put together a strong spring camp in 2017 before a shoulder injury put him on the sidelines again ... Had surgery to repair the shoulder, and he'll be ready to go when fall camp rolls around.

### 2016 SEASON

Sat out the season after sustaining an ankle injury in pre-season practice that required corrective surgery.

### 2015 SEASON

Emerged as one of Mizzou's top pass-catching threats in his first full year as a starter in 2015 ... Hauled in a team-high four touchdowns and finished second on the team in total catches (27) and receiving yards (326), averaging 12.07 yards per catch ... Pulled in three catches for 69 yards and his first career touchdown in Mizzou's season-opening win over SEMO (9/5) ... Had a touchdown again the following week with four catches for 46 yards and a score at Arkansas State (9/12) ... Career-high six catches in Mizzou's win over South Carolina (10/3) while hauling in a pair of touchdown grabs, becoming the first Tiger to catch two touchdowns in the same game since Bud Sasser in the 2015 Buffalo Wild Wings Citrus Bowl the previous season ... Amassed 51 yards on just two grabs at Georgia (10/17) ... Caught five balls for 65 yards, both marks the second-best of the season, against BYU (11/14) at Arrowhead Stadium.

### PREVIOUS SEASONS/HIGH SCHOOL

Please visit [www.mutigers.com](http://www.mutigers.com).

### PERSONAL

Parents — Rob and Wanda Brown ... Chose Mizzou over Georgia, Illinois, Louisville, South Carolina, Vanderbilt and Yale, among others ... Majoring in business marketing at the University of Missouri.

### BROWN CAREER STATS

RECEIVING	GP	Rec	Yds	TD	Avg.	Long	Yds/Gm
2014	9	5	45	0	9.0	14	5.0
2015	12	27	326	4	12.1	33	27.2
Total	21	32	371	4	11.6	33	17.7



**34 • JOEY BURKETT**

**Linebacker**  
**Sr. • 6-2 • 225**  
**Jefferson City, Mo.**  
**Jefferson City HS**

- 2016 SEC Academic Honor Roll

**2017 OUTLOOK**

Senior leader with the experience to play any of the linebacking spots ... Likely to line up most often at the weakside position, where he'll be challenging for a starting job in the fall.

**2016 SEASON**

Played in all 12 games for Mizzou, starting six, and totaled a career-best 40 tackles (28 solo) with a tackle for loss and two interceptions ... Recorded four tackles in the season opener against West Virginia (9/3)... Tallied career-high tying six tackles during Mizzou's win over Eastern Michigan (9/10), and secured his first career pick-six, when he blitzed and caught a pass right at the goal line from the EMU quarterback ... Tallied five solo tackles in Mizzou's SEC home opener against Georgia (9/17) ... Posted a pair of tackles against Delaware State (9/24) ... Had five tackles (one solo) at LSU (10/1) ... Posted two tackles against Middle Tennessee (10/22) ... Tallied four solo tackles in his sixth start of the season against Kentucky (10/29) ... Notched five tackles (four solo) at South Carolina ... Snagged second career interception with an eight-yard return during the first quarter against Vanderbilt (11/12) that came deep in MU's territory and wiped out a potential Vandy score ... Tallied four tackles (three solo) against Tennessee (11/19) ... Notched two tackles against Arkansas (11/12).

**2015 SEASON**

Played in 11 games and notched nine tackles on the season ... Had the best performance of his season against Southeast Missouri (9/5), making a career-high six tackles.

**PREVIOUS SEASONS/HIGH SCHOOL**

Please visit [www.mutigers.com](http://www.mutigers.com).

**PERSONAL**

Parents — Eric and Leanne Burkett ... named Jefferson City's 2012 Homecoming King ... An academic honor roll member all four years of high school ... Wwas an early commit to Mizzou's class that never really looked anywhere else ... Impressed by Mizzou's coaching staff and fan base.

**BURKETT CAREER STATS**

TACKLES	GP	UA	A	Total	TFL	YDS	SACK	YDS	INT-Yds
2014	13	0	1	1	0.0	0	0.0	0	0-0
2015	11	5	4	9	0.0	0	0.0	0	0-0
2016	12	28	12	40	1.0	1	0.0	0	2-8
Total	36	33	17	50	1.0	1	0.0	0	2-8



**54 • TRYSTAN CASTILLO**

**Offensive Lineman**  
**RS-Fr. • 6-4 • 320**  
**Webb City, Mo.**  
**Webb City HS**

- 2016 Team Lifter of the Year

**2017 OUTLOOK**

One of the strongest members of the team who is coming off a redshirt season and looking to challenge for significant snaps on an offensive line which returns all five starters from a year ago ... Most likely to line up at center, but is versatile enough to contribute at several spots.

**2016 SEASON**

Redshirt season ... Was impressive enough in the weight room to be awarded the team's Lifter of the Year award at the post-season honors banquet.

**HIGH SCHOOL**

Please visit [www.mutigers.com](http://www.mutigers.com).

**PERSONAL**

Played at the same high school as four-year Mizzou starting center Adam Spieker (2004-07) ... Multi-sport athlete at Webb City as he also played basketball ... Chose Mizzou over offers from Iowa State, Minnesota, Illinois and Rutgers.



**28 • LOGAN CHEADLE**

**Defensive Back**  
**Sr. • 5-10 • 180**  
**Lee's Summit, Mo.**  
**Lee's Summit West HS**

**2017 OUTLOOK**

Veteran secondary member who drew high praise from coaches for his leadership and work ethic during the spring ... He'll be one of the top candidates to challenge for a starting spot at one corner.

**2016 SEASON**

Played in eight games, starting one, and totaled 10 tackles on the year (eight solo) with an interception and four pass break-ups ... Broke up one pass in Mizzou's season opener against West Virginia (9/3) ... Tallied three tackles along with a season-high two pass breakups in Mizzou's win over Eastern Michigan (9/10) ... Matched his career-high with three tackles against Middle Tennessee (10/22), filling in for senior CB John Gibson who was hurt on the first defensive snap of the game ... Earned his first start of the season against Kentucky (10/29) ... Posted three tackles, all solo, in the same game ... Recorded a solo tackle in Mizzou's Battle Line victory over Arkansas (11/25).

**2015 SEASON**

Emerg ed as one of the Tigers' top reserve corners in 2015, tallying 14 tackles (seven solo) with a sack and two pass break-ups on the year ... Career-high

three tackles at Kentucky (9/26) ... Had two tackles in four separate games, most notably against Mississippi State (11/5) when one of his two tackles was a QB sack of Dak Prescott ... Also posted a pass break-up in that game with this other coming at Vanderbilt (10/24).

### PREVIOUS SEASONS/HIGH SCHOOL

Please visit [www.mutigers.com](http://www.mutigers.com).

### PERSONAL

Cousin, Don Cheadle, is an actor who has starred in 'Ocean's 11', 'Iron Man 2' and 'Iron Man 3' ... Chose Mizzou over Indiana, Iowa State, Kansas State, Nebraska and Northern Illinois.

### CHEADLE CAREER STATS

TACKLES	GP	UA	A	Total	TFL	YDS	SACK	YDS	PBU	INT-Yds
2014	13	0	1	1	0.0	0	0.0	0	0	0-0
2015	11	7	7	14	1.0	3	1.0	3	2	0-0
2016	8	8	2	10	0.0	0	0.0	0	5	1-13
Total	32	15	10	25	1.0	3	1.0	3	7	1-13



## 18 • DOMINIC COLLINS

Wide Receiver

Sr. • 6-2 • 180

Lake Forest, Calif.

El Toro HS/Saddleback College

### 2017 OUTLOOK

Talented wideout looking to provide contributions to the Tiger passing game after seeing limited action in his first year with the program ... Made two catches for 11 yards in the Black & Gold Spring Game to close out the 2017 spring camp session.

### 2016 SEASON

Caught one pass for 22 yards while playing in three games in his first year with Mizzou ... Hauled in his first catch of the season for 22 yards against West Virginia (9/3).

### PREVIOUS SEASONS/HIGH SCHOOL

Please visit [www.mutigers.com](http://www.mutigers.com).

### PERSONAL

Cited his close relationship with Mizzou's coaches as his primary reason for signing with Mizzou ... Parents — Wayne Collins and Robbin Jones ... Enrolled in Mizzou's General Studies program ... Enjoys skateboarding and snowboarding and says he begins each day by reading in the morning ... Chose Mizzou over Cal, Middle Tennessee and Utah.



## 16 • DAMAREA CROCKETT

Running Back

So. • 5-11 • 225

Little Rock, Ark.

Little Rock Christian HS

### 2017 OUTLOOK

Returns for his encore performance after a true freshman season that saw him establish himself as one of the top newcomers in college football ... Will be a featured part of the Mizzou offensive attack, and with veteran running back Ish Witter, gives the Tigers a potent 1-2 backfield punch.

### 2016 SEASON

Set Mizzou freshman records for rushing yards in a season (1,062), rushing yards in a single game (225), rushing touchdowns in a season (10) and tied the school record with four rushing TDs in a single game vs. Middle Tennessee (10/22) ... Finished the regular season ranked sixth in the SEC in rushing yards per game (105.8), tops among SEC freshmen ... His 7.3 yards per carry ranked third among all qualified rushers in SEC games and tops among freshmen ... Ended the regular season ranked first in the nation among freshmen in rushing (96.5 yards per game) ... Was the first SEC true freshman to rush for more than 1,000 yards since Georgia's Nick Chubb and LSU's Leonard Fournette did so in 2014 ... He was also Mizzou's first 1,000-yard rusher since Russell Hansbrough in 2014 ... Rushed for a career high 68 yards with his first collegiate touchdown and also hauled in his first collegiate catch for nine yards in Mizzou's home opener against Eastern Michigan (9/10) ... Carried the ball eight times for 23 yards and had a kick return for 10 yards against Georgia (9/17) ... Became Mizzou's first true freshman to rush more than 100 yards since Henry Josey in 2010 after going for 115 yards and two scores on 12 carries against Delaware State (9/24) ... Ran six times for 35 yards at LSU (10/1) ... Posted his second 100-yard game of the season at Florida (10/15), going for 145 yards on 14 carries, including a career-long run of 38 yards in the third quarter ... He is the first Mizzou true freshman with two 100-yard rushing games since Brock Olivo in 1994 and his 145 yards at Florida are the second-most ever by a Mizzou true freshman running back and third-most rushing yards ever by a Mizzou freshman ... Became Mizzou's first true freshman ever to post three separate 100-yard games after running for a career-high 156 yards and a school freshman record four scores against Middle Tennessee (10/22) ... His 156 yards are the most ever by a freshman tailback at Mizzou, passing the previous best mark of 151 set by Brock Olivo in 1994 ... He is just the fifth player in Mizzou history, regardless of class, to rush for four TDs in a single game ... Teamed with RB Ish Witter to become the first Mizzou duo to each post 100 yards rushing since 2013 against Murray State ... Caught one pass for three yards against Middle Tennessee as well ... Rushed 13 times for 55 yards against Kentucky (10/29) ... Ran 13 times for 82 yards, including a game-tying, 29-yard sprint for a TD in the second quarter at South Carolina (11/5) ... Also returned a kick for 17 yards at South Carolina ... Tallied his fourth 100-yard rushing game in Mizzou's win over Vanderbilt (11/12), running for 154 yards on 20 carries, scoring his ninth TD of the season ... Followed the Vanderbilt performance with the best game of his career, setting a Mizzou

freshman record with 225 yards on 24 carries (9.4 avg.) at Tennessee (11/19) ... The 225 yards moved his season total to 1,062, passing Mizzou legend QB Brad Smith for the most rushing yards ever by a Mizzou a freshman.

**HIGH SCHOOL**

Please visit [www.mutigers.com](http://www.mutigers.com).

**PERSONAL**

Chose Mizzou over Arizona State, Boise State, Colorado State, Memphis, Vanderbilt, Yale, Army and Navy.

**CROCKETT CAREER STATS**

RUSHING	GP	Att	Yds	TD	Avg.	Long	Yds/Gm
2016	11	153	1062	10	6.9	39	96.5
Total	11	153	1062	10	6.9	39	96.5



**67 • JONAH DUBINSKI**  
**Offensive Lineman**  
**So. • 6-2 • 295**  
**Columbia, Mo.**  
**Rock Bridge HS**

**2017 OUTLOOK**

Hometown kid who realized a dream when he worked his way into the starting lineup late last season, and performed very well as Mizzou's offense hit another gear in its final few games ... Spent most of his spring camp lining up at center, and he'll be a primary candidate to compete for the starting job in the fall.

**2016 SEASON**

Played in seven games, earning starts at center over Mizzou's final two games of the season ... Part of an offensive line that was the nation's most improved group despite boasting just three career starts as a unit heading into the season ... The group finished first nationally in tackles for loss allowed (2.92), the lowest in the nation for any team since at least 2005, a remarkable note considering Mizzou ranked 15th nationally in plays ... Offensive line group also led the SEC in sacks allowed (16th nationally) and paved the way for a Mizzou offense that led the SEC and ranked 15th nationally (500.5 yards per game and 205.1 on the ground).

**2015 SEASON**

Did not see any action.

**PREVIOUS SEASONS/HIGH SCHOOL**

Please visit [www.mutigers.com](http://www.mutigers.com).



**26 • COREY FATONY**  
**Punter**  
**Jr. • 5-11 • 205**  
**Franklin, Tenn.**  
**Franklin HS**

- 2016 SEC Academic Honor Roll
- 2015 Freshman All-American (Sporting News)

- 2015 Freshman All-American (USA Today)
- 2015 All-SEC Freshman Team

**2017 OUTLOOK**

One of the nation's top punters who can change the complexion of a game at any moment when he flips field position with his booming leg ... Will be a pre-season candidate for the Ray Guy Award, as well as other national and conference honors ... Closed the spring by averaging 51.0 yards per punt on four punts in the Black & Gold Spring Game.

**2016 SEASON**

Continued his stellar special teams play, and finished his sophomore season ranked 20th in the NCAA (5th in the SEC) with his punting average of 43.8 ... Placed three punts inside the opposing 20-yard line and sent one punt 50 yards in Mizzou's season opener against West Virginia (9/3) ... Placed two punts inside the 20-yard line with one sailing over 50-yards in Mizzou's win over Eastern Michigan (9/10) ... Achieved a season-high average of 50.4 yards per punt, including a season-long punt of 60 yards in Mizzou's SEC opener against Georgia (9/17) ... Punted just once against Delaware State (9/24), posting a 45-yarder that was fair caught inside the 20 ... Also had a completion in that game on a fake punt, picking up 11 yards and a first down ... Punted eight times, averaging 44.13 yards per kick, including a long of 54 at LSU (10/1) ... Four of his eight punts were fair caught and he pinned LSU inside the 20 six times in the game ... Punted a season-high 10 times at Florida (10/15), averaging 44.80 yards per punt with three punts over 50 yards and two inside the 20 ... Punted four times, averaging 42.5 yards per kick, with two inside the 20 while allowing just nine return yards without a touchback against Middle Tennessee (10/22) ... Punted nine times for 414 yards (46.0 avg.) with three kicks going farther than 50 yards against Kentucky (10/29) ... Punted four times for 186 yards with two inside the 20 and two kicks of 50+ yards at South Carolina (11/5).

**2015 SEASON**

Freshman All-American by Sporting News and USA Today ... All-SEC Freshman team honoree after leading all freshmen nationally in punting ... Set the Mizzou single-season record with 81 punts, passing a record that had stood at Mizzou since 1995 ... Named to the Ray Guy Award Watch List and was the Ray Guy National Player of the Week following Mizzou's game against Florida (10/10) in which he punted nine time while averaging 47.8 yards per punt with a career-long of 61 yards, pinning the Gators inside the 20 four times with three kicks over 50 yards ... Finished the season ranked first among freshman nationally in net punting, averaging 42.9 yards per punt ... Had six games in which he punted at least seven times including three nine-punt outings ... Averaged 49.8 yards per punt with four kicks over 50 yards at Arkansas State (9/12) ... Finished the season with 23 kicks inside the 20, 21 of 50 or more yards and 28 of his 81 punts were fair caught against only three touchbacks ... Earned the team's Special Forces Award, given to the top special teams player ... Also handled kickoffs for Mizzou, tallying 18 touchbacks on 43 kicks and averaging 62.8 yards per kick.

**PREVIOUS SEASONS/HIGH SCHOOL**

Please visit [www.mutigers.com](http://www.mutigers.com).

**PERSONAL**

Parents — Brandon & Cyline Meredith ... Garnered interest from Auburn, Stan-



ford, Tennessee and UCLA among others ... What impressed him about Mizzou was the friendly, yet hospitable attitude of the people he encountered inside and outside of the program, as well as the beautiful campus and the driven coaching staff ... Studying pre-nutritional sciences at Mizzou ... Lists a few of his non-football hobbies as playing guitar, video games, sailing and driving his jeep ... Was a stand-in for actor Michael Ealy for the movie Unconditional.

### FATONY CAREER STATS

PUNTING	GP	Att	Yds	Avg.	Long	TB	FC	120	50+
2015	12	81	3477	42.9	61	3	28	23	21
2016	12	66	2894	43.8	60	6	15	25	17
Total	24	147	6371	43.3	61	9	43	48	38



## 17 • RICHAUD FLOYD

**Wide Receiver**  
**So. • 5-11 • 185**  
**Gulfport, Miss.**  
**Gulfport HS**

### 2017 OUTLOOK

Exciting prospect at receiver who is coming off an impressive showing during spring ball ... Can line up all over, but will likely contribute most in the slot, where he should see plenty of snaps in the fall ... Led all Tigers in the Black & Gold Spring Game with four receptions for 50 yards.

### 2016 SEASON

Finished the season with four catches for 94 yards, averaging 23.5 yards per catch ... Also ran the ball once for five yards ... Pulled in one reception for 11 yards in Mizzou's SEC road opener against LSU (10/1) ... Grabbed one reception for 34 yards in Mizzou's road game against Florida (10/15) ... Caught one pass for a career-long 37 yards at South Carolina (11/5) ... Caught one pass for 12 yards in Mizzou's win over Vanderbilt (11/12) ... Earned his first career rush against Arkansas (11/25), toting the rock for five yards.

### 2015 SEASON

Redshirt season.

### PREVIOUS SEASONS/HIGH SCHOOL

Please visit [www.mutigers.com](http://www.mutigers.com).

### PERSONAL

Chose Mizzou over offers from Cincinnati, Memphis and Southern Miss among others ... Cited Mizzou's home-like feel and the top-notch athletic and campus facilities as key contributors to his signing with Mizzou ... Parents — Richard Floyd Sr. & Christy Moncrief-Floyd ... Is undecided on his major while at Mizzou ... Lists music, sports and cooking as a few of his hobbies ... Is left-handed naturally, but plays sports right-handed.

### FLOYD CAREER STATS

RECEIVING	GP	Rec	Yds	TD	Avg.	Long	Yds/Gm
2016	9	4	94	0	23.5	37	10.4
Total	9	4	94	0	23.5	37	10.4



## 16 • MARCELL FRAZIER

**Defensive Lineman**  
**Sr. • 6-5 • 265**  
**Portland, Ore.**  
**Douglas HS/Col. of Siskiyous**

- 2016 SEC Defensive Lineman of the Week (Nov. 25)

### 2017 OUTLOOK

The heir apparent to be the latest in a long line of standout defensive ends for #DLineZOU ... Came on strong late last season, and is primed to be one of the SEC's most disruptive rush ends ... Missed the last week of spring camp after breaking a bone in his right forearm in a scrimmage, but he'll be 100% when fall camp rolls around in August.

### 2016 SEASON

Played in 12 games (five starts) and totaled 33 tackles (19 solo) with 8.5 tackles for loss and 7.5 sacks ... Added two pass break-ups and four QB hurries ... His 8.5 tackles for loss and 7.5 sacks were the second-most on the team, trailing only DE Charles Harris ... Recovered a fumble and tallied two tackles in Mizzou's season opener against West Virginia (9/3) ... Recorded two tackles and one pass breakup in Mizzou's win over Eastern Michigan (9/10) ... Recorded two tackles in Mizzou's SEC opener against Georgia (9/17) ... Had four tackles with his first sack of the season, an eight-yard loss, with a forced fumble in Mizzou's 79-0 win over Delaware State (9/24) ... Posted two tackles at LSU (10/1) ... Was disruptive from his defensive end spot at Florida (10/15), posting five tackles, one pass break-up and a fumble recovery ... Recorded one sack with two quarterback hits against Middle Tennessee (10/22) ... Recorded four tackles against Kentucky (10/29), his third game with four or more tackles this season ... Made his second career start at South Carolina (11/5) and nabbed a tackle in that game ... Tallied first career multi-sack game with 2.5 sacks against Vanderbilt (11/12) for a total of 16 yards in losses ... Continued to produce on defense with a four tackles and a sack for a loss of two against Tennessee (11/19) ... Named SEC Defensive Lineman of the Week on Nov. 28 after sparking Mizzou's defense in a 28-24 comeback win over Arkansas (11/25) ... Ended the day with four tackles (42 yards in losses) including three sacks (35 yards) and a quarterback hurry.

### 2015 SEASON

Played in all 12 games, starting three, and tallied eight tackles with six going for a loss including two sacks ... Also tallied a forced fumble and four QB hurries on the year ... Had a season-high three tackles with 1.5 going for loss at Arkansas State (9/12) ... Matched his season-high of three tackles vs. Mississippi State (11/5) ... Had tackles for loss against UConn (9/19), South Carolina (10/3), at Georgia (10/17) and vs. BYU (11/14) ... His tackle for loss was a strip-sack deep in BYU territory that set up the eventual game-winning score.

### JUNIOR COLLEGE/HIGH SCHOOL

Please visit [www.mutigers.com](http://www.mutigers.com).

### PERSONAL

Parents — Tyrone & Cheryl Frazier ... Chose Mizzou over offers from Arkansas, Miami, Fla., Nebraska, Oregon State, Kansas State and New Mexico, among others

... Cited Mizzou's ability to produce defensive line produce talent and the family feel of Mizzou's coaching staff as key contributors to him signing with Mizzou... Enrolled in general studies program at Mizzou ... Lists hiking, river activities and watching anime as hobbies outside of football ... Came to Mizzou with three years to play three seasons.

**FRAZIER CAREER STATS**

TACKLES	GP	UA	A	Total	TFL	YDS	SACK	YDS	FF	FR
2015	12	10	8	18	6.0	27	2.0	11	1	0
2016	12	19	14	33	8.5	68	7.5	61	1	2
Total	24	29	22	51	14.5	95	9.5	72	2	2



**47 • CALE GARRETT**  
**Linebacker**  
**So. • 6-3 • 240**  
**Kearney, Mo.**  
**Kearney HS**

**2017 OUTLOOK**

Big impact true freshman from a year ago who is looking to be a mainstay in the lineup for Mizzou's middle defense ... Had a strong spring camp, and will line up most often at the middle linebacker spot.

**2016 SEASON**

Played in all 12 games as a true freshman, including a pair of starts, as his competitiveness and toughness impressed the Mizzou coaching staff ... Finished the season with 47 tackles (27 solo) and 6.0 tackles for loss, an interception and two pass break-ups ... Recorded his first tackle of the season during the home opener win against Eastern Michigan (9/10) ... Posted four tackles with a tackle for loss against Delaware State (9/24) ... Posted five tackles with a half tackle for loss at LSU (10/1) ... Made his first career start at middle linebacker at Florida (10/15) and tallied a career-high eight tackles (three solo) ... Posted six tackles, including one for a loss, and a pass break-up against Middle Tennessee (10/22) in his second career start ... Posted six tackles against Kentucky (10/29) including a tackle for a loss of one yard ... Tabbed a season-high four solo tackles in the same game ... Recorded a tackle in the Mayor's Cup at South Carolina (11/5) ... Tallied four tackles (two solo) against Vanderbilt (11/12) ... Set a new career-high in tackles-for-loss (2.0) and a season-high in tackles (10) against Arkansas (11/25) ... Recorded first career interception in third quarter action with a 4-yard return from the goal line against Arkansas, sparking Mizzou's comeback from down 17 points at halftime.

**HIGH SCHOOL**

Please visit [www.mutigers.com](http://www.mutigers.com).

**PERSONAL**

Played at the same high school as Mizzou redshirt freshman offensive lineman Tanner Owen along with former Mizzou standouts LB Brock Christopher, WR Tommy Saunders and LS Beau Brinkley ... Parents — Craig Garrett and Lindi Burns ... Cited the fact that it has always been his dream to play football at Mizzou as one of the primary reason for his commitment while also saying the success for former Kearney products at Mizzou also factored into his decision

... Also cited his relationships with Coach Odom, Coach Hill and Coach Cross ... Enjoys working out and eating good food when away from football ... Plans to major in international business while at Mizzou ... Chose Mizzou over Navy, Bowling Green, Northern Iowa and Western Illinois.

**GARRETT CAREER STATS**

TACKLES	GP	UA	A	Total	TFL	YDS	SACK	YDS	INT-Yds	PBU
2016	12	27	20	47	6.0	11	0.0	0	1-4	3
Total	12	27	20	47	6.0	11	0.0	0	1-4	3



**62 • THOMAS GROSSMAN**  
**Offensive Lineman**  
**Jr. • 6-3 • 275**  
**St. Louis, Mo.**  
**Chaminade HS**

- 2016 SEC Academic Honor Roll

**2017 OUTLOOK**

In-state walk-on product who hopes to see his role increase as part of a veteran line ... Is a versatile lineman who can contribute in a number of spots, but is most likely to line up at one of the tackle positions ... Is an outstanding student who was named to the 2016 SEC Academic Honor Roll for his efforts in the classroom.

**2016 SEASON**

Saw his first action as a Tiger, getting on the field for snaps against Delaware State.

**2015 SEASON**

Did not see action.

**PREVIOUS SEASONS/HIGH SCHOOL**

Please visit [www.mutigers.com](http://www.mutigers.com).

**PERSONAL**

Parents — Dan & Jan Grossman ... Majoring in finance as part of Mizzou's world-renowned business school ... Ultimate career goal is to work as a financial advisor ... Chose Mizzou because of the feeling of playing for his home state school that he grew up following.



**84 • EMANUEL HALL**  
**Wide Receiver**  
**Jr. • 6-3 • 200**  
**Franklin, Tenn.**  
**Centennial HS**

**2017 OUTLOOK**

Big-play potential wideout who Tiger coaches believe has the ability to be a game-changer ... Averaged a healthy 16.2 yards per catch last year as a sophomore, and he'll be a prime candidate to see a lot of balls thrown his way in 2017.

**2016 SEASON**

Finished his sophomore season with 19 catches for 307 yards and a pair of

scores ... Recorded his first catch of the season in Mizzou's opener against West Virginia (9/3) ... Caught three passes for 90 yards including a career-long 49-yard TD reception in Mizzou's home opener against Eastern Michigan (9/10) ... Hauled in career-best seven receptions for 122 yards and a highlight reel TD during Mizzou's win over Delaware State (9/24) ... Had one catch during the Mizzou SEC road opener against LSU (10/1) ... Caught three passes for 40 yards against Middle Tennessee (10/22) ... Tallied one catch for eight yards at Tennessee (11/19) in his home state.

## 2015 SEASON

One of eight true freshmen that impressed the Mizzou coaches enough to see game action in 2015 ... Had eight receptions for 64 yards on the season, including a long of 14 yards against Mississippi State (11/5) ... Opened his Mizzou career with one catch for nine yards against SEMO (9/5) ... Had one catch for 13 yards vs. Florida (10/10) ... Best game came against Mississippi State (11/5) when he tallied three catches for a then career-best 34 yards.

## HIGH SCHOOL

Please visit [www.mutigers.com](http://www.mutigers.com).

## PERSONAL

Parents — Daton Hall & Shannon Simmons ... Cited the relationships that he built with the Mizzou coaching staff during the recruiting process and the staff's stability as the key contributors to his decision to sign with Missouri, as well as the track record of academic success for the football student-athletes ... Has an interest in studying either business administration or communication at Mizzou ... Lists spending time with family friends, playing basketball and running among his interests off the field.

## HALL CAREER STATS

RECEIVING	GP	Rec	Yds	TD	Avg.	Long	Yds/Gm
2015	11	8	64	0	8.0	14	5.8
2016	12	19	307	2	16.2	49	25.6
Total	23	27	371	2	13.7	49	16.1



**24 • TEREZ HALL**  
Linebacker  
Jr. • 6-2 • 230  
Lithonia, Ga.  
King HS

## 2017 OUTLOOK

Athletic and experienced linebacker who is looking to win the starting spot at weakside ... Has 22 games of experience under his belt, and is coming off a solid spring camp ... Closed spring ball by making three tackles in the Black & Gold Spring Game.

## 2016 SEASON

Played in 10 games, posting 20 tackles (12 solo) with 2.0 tackles for loss... Recorded a career-best five tackles in Mizzou's season-opening contest against West Virginia (9/3) ... Tallied three tackles in Mizzou's victory over Eastern Michigan (9/10) ... Posted five tackles (one solo) at LSU (10/1) ... Notched six tackles (four solo) against Vanderbilt (11/12), setting a new career-high for tackles ... His previous high was five, set at West Virginia (9/3) ... Recorded

a solo tackle for a loss of two yards against Tennessee (11/19).

## 2015 SEASON

One of eight true freshmen to see the field in 2015, playing primarily on special teams ... Totaled seven tackles on the year including a career-high three (two solo) at Georgia (10/17) ... Had tackles against SEMO (9/5), South Carolina (10/3), at Vanderbilt (10/24) and at Arkansas (11/27).

## HIGH SCHOOL

Please visit [www.mutigers.com](http://www.mutigers.com).

## PERSONAL

Parents — Roscoe Bundrage & Felicia Hall ... Chose Mizzou over offers from Georgia, Florida, Tennessee, Nebraska, Indiana, Iowa and Wisconsin, among others.

## HALL CAREER STATS

TACKLES	GP	UA	A	Total	TFL	YDS
2015	12	4	3	7	0.0	0
2016	10	12	8	20	2.0	3
Total	22	16	11	27	2.0	3



**55 • JORDAN HAROLD**  
Defensive Lineman  
Sr. • 6-2 • 265  
St. Louis, Mo.  
McCluer North HS

## 2017 OUTLOOK

Versatile lineman who can contribute at end but who has the size to hold his ground on the inside if called upon ... Made two starts a year ago, and he'll be competing for the starting job at one end spot entering fall camp.

## 2016 SEASON

Played in all 12 games in his first eligible season with Mizzou, starting two contests ... Totaled 11 tackles (seven solo) with 2.5 tackles for loss and 1.5 sacks ... Recorded his first tackle of the season in Mizzou's win over Eastern-Michigan (9/10) ... Earned his first career start at West Virginia (9/3) ... Posted a pair of tackles with his first career sack, a three-yard loss, against Delaware State (9/24) ... Posted a pair of tackles at LSU (10/1) ... Recorded one tackle against Middle Tennessee (10/22) ... Notched a tackle against Kentucky (10/29) ... Recorded two tackles against South Carolina (11/5), including a tackle for a loss of three yards ... Tied his season-high for solo tackles in the same game ... Tallied a half sack for a loss of three yards against Vanderbilt (11/12) ... Registered a solo tackle against Arkansas (11/25).

## 2015 SEASON

Did not see action in 2015 ... Transferred to Mizzou as a walk-on from Northwest Missouri State, where he had a full scholarship, in hopes of fulfilling his dream to play Division I football.

## PREVIOUS SEASONS/HIGH SCHOOL

Please visit [www.mutigers.com](http://www.mutigers.com).

## HAROLD CAREER STATS

TACKLES	GP	UA	A	Total	TFL	YDS	SACK	YDS
2016	12	7	4	11	2.5	9	1.5	6
Total	12	7	4	11	2.5	9	1.5	6





**69 • A.J. HARRIS**

**Offensive Lineman**

**So. • 6-4 • 305**

**Stilwell, Kan.**

**Blue Valley HS**

• 2016 SEC Academic Honor Roll

**2017 OUTLOOK**

Will compete for playing time as part of an experienced offensive line that returns every starter from a year ago ... Is versatile enough to contribute at any inside position, and will likely line up most at one guard spot.

**2016 SEASON**

Played in all 12 games for Mizzou as a valuable member of the field goal protection unit.

**2015 SEASON**

Redshirt season.

**PREVIOUS SEASONS/HIGH SCHOOL**

Please visit [www.mutigers.com](http://www.mutigers.com).

**PERSONAL**

Chose Mizzou over offers from Arkansas, Illinois, Kansas, Kansas State, Nebraska, Ohio State, Oklahoma State and Minnesota among others ... Credits Mizzou's family-like environment and the fact that the coaches were so welcoming along with home-like feeling as key factors to his signing.



**7 • CAM HILTON**

**Safety**

**Jr. • 6-0 • 190**

**St. Louis, Mo.**

**Webster Groves HS**

**2017 OUTLOOK**

Among the most athletic talents on the roster, he'll look to compete for a starting role in the secondary, a year after starting half the season in his first year on the defensive side of the ball ... Began his Tiger career playing wide receiver, where he made solid contributions for the offense.

**2016 SEASON**

Worked his way into a starting role late in the season and played in 11 games with six starts ... Totaled a career-best 49 tackles (35 solo) with 2.5 tackles for loss and a sack while adding six pass break-ups and his first career interception ... Played in five games, totaling 13 tackles (nine solo) and an interception ... Had three tackles (all solo) against Eastern Michigan (9/10) ... Hauled in his first interception of the year against Georgia (9/17), jumping a route from the safety spot and picking off a Jacob Eason pass and returning it 27 yards nearly for a score ... The interception set up the go-ahead touchdown for the Tigers in that game ... Totaled four tackles and a pass break-up vs. Delaware State (9/24) ... Posted three tackles and a pass break-up that nearly was

hauled in for an interception in the endzone at Florida (10/15) ... Recorded a career-high nine tackles against Middle Tennessee with one pass break-up (10/22) ... Led Mizzou on defense against Kentucky (10/29) with 10 tackles (nine solo), setting a new career-high ... Tallied his first tackle for a loss of the season with a three-yard takedown to start the game ... Following his career-best game, earned his third start of the season at South Carolina (11/5) ... Tabbed six tackles including a five-yard sack, his first of the season ... Posted four tackles (three solo) including a half tackle-for-loss ... tabbed three tackles (one solo) against Tennessee (11/19) ... Notched four tackles in the Battle Line Rivalry against Arkansas, bringing his season-total to 49 tackles (35 solo).

**2015 SEASON**

Made an immediate impact as a freshman on both offense and special teams, catching nine passes for 129 yards, returning six punts for 21 yards and one kick for 13 yards ... Notched a career-long 29-yard reception against Georgia (10/17) ... Had a career-high 41 yards receiving against Tennessee (11/21) ... Ranked second on the team in both punt returns (six) and punt-return yards (21) ... Returned a punt a career-high 10 yards against South Carolina (10/3) ... Returned his lone kickoff for 13 yards against Connecticut ... Tallied three tackles on defense, including one unassisted against BYU (11/14) ... Moved from defensive back to wide receiver at the beginning of the season.

**PREVIOUS SEASONS/HIGH SCHOOL**

Please visit [www.mutigers.com](http://www.mutigers.com).

**PERSONAL**

Chose Mizzou over offers from Indiana, among others ... Mother — Aimee Simon ... Cited the family atmosphere, great fan support and being close to home as primary attractions to play at Mizzou ... Majoring in sociology at Mizzou ... Lists basketball, long walks on the beach, ping pong and country music as his interests outside of football.

**HILTON CAREER STATS**

TACKLES	GP	UA	A	Total	TFL	YDS	SACK	YDS	INT-YDS	PBU
2015	12	1	2	3	0.0	0	0.0	0	0-0	0
2016	11	35	14	49	2.5	9	1.0	5	1-27	7
Total	23	36	16	52	2.5	9	1.0	5	1-27	7
RECEIVING	Rec	Yds	TD	Avg.	Long	Yds/Gm				
2015	9	129	0	14.3	29	10.8				
2016	0	0	0	0.0	0	0.0				
Total	9	129	0	14.3	29	5.6				



**1 • ANTHONY HINES**

**Safety**

**Sr. • 6-1 • 195**

**South San Francisco, Calif.**

**El Camino HS/San Mateo College**

**2017 OUTLOOK**

Program veteran with 21 games of experience, he'll be competing for significant playing time at one of the safety spots when fall camp opens up ... Had a productive spring camp, and closed things out by making four tackles in the Black & Gold Spring Game.

## 2016 SEASON

Played in all 12 games, totaling five tackles (four solo) primarily on special teams ... Appeared in six games, tallying three unassisted tackles ... Had a season-high two stops — both solo - against Delaware State (9/24) ... Recorded two tackles (one solo) against Arkansas (11/25).

## 2015 SEASON

Transferred to Mizzou in August but missed most of training camp with an injured left foot, but his tremendous athleticism and feel for the game allowed him to see playing time in nine Mizzou games ... Tallied a pair of tackles on the year while providing quality depth in the Tiger secondary ... First career tackles came at Georgia (10/17) ... Second came a week later at Vanderbilt (10/24) ... Also saw time on special teams.

## PREVIOUS SEASONS/HIGH SCHOOL

Please visit [www.mutigers.com](http://www.mutigers.com).

## PERSONAL

Hines was a 3-star prospect according to 247Sports.com and Rivals coming out of El Camino High School in South San Francisco ... He also competed in basketball and track & field while at El Camino ... Studying in the Parks, Recreation & Tourism program at Mizzou.

## HINES CAREER STATS

TACKLES	GP	UA	A	Total
2015	9	1	1	2
2016	12	4	1	5
Total	21	5	2	7



**21 • CHRISTIAN HOLMES**  
**Defensive Back**  
**So. • 6-1 • 195**  
**Atlanta, Ga.**  
**McNair**

## 2017 OUTLOOK

Exciting cornerback prospect who can give receivers a tough match physically with his size and length ... Had a strong spring camp where he got a lot of reps with the #1 defense, and he'll be looking to challenge for a starting job at one of the cornerback spots in the fall ... Closed spring drills by making one tackle and breaking up a pass in the Black & Gold Spring Game.

## 2016 SEASON

Played in 10 games as a true freshman and totaled one tackle and one pass breakup, seeing the majority of his time on special teams ... Recorded the first pass breakup of his career in Mizzou's win over Eastern Michigan (9/10) ... Recorded his first career tackle in Mizzou's victory over Arkansas (11/25).

## HIGH SCHOOL

Please visit [www.mutigers.com](http://www.mutigers.com).

## PERSONAL

Cited Mizzou's family culture and the demeanor of new cornerbacks coach Greg Brown and Rohrk Cutchlow's approach to strength training as key reasons for his commitment to Mizzou ... Chose Mizzou over offers from Cincinnati, Memphis, Troy and Kent State.

## HOLMES CAREER STATS

TACKLES	GP	UA	A	Total	PBU
2016	10	1	0	1	1
Total	10	1	0	1	1



**88 • NATE HOWARD**  
**Defensive Lineman**  
**Jr. • 6-4 • 250**  
**St. Louis, Mo.**  
**Ladue Horton Watkins HS**

## 2017 OUTLOOK

Promising rush end who has the size and ability to be a mainstay in the lineup and be one of the next disruptive linemen as part of #DLineZou ... Looks to compete for a starting spot after closing the previous season in strong fashion, and putting together a strong spring camp ... Closed spring ball by making a pair of sacks as part of a three-tackle day in the annual Black & Gold Spring Game.

## 2016 SEASON

Worked his way back into Mizzou's defensive line rotation late in the season, playing in four games, totaling three tackles (two solo) with a half sack ... Posted an assisted tackle for a loss of three yards and a pass breakup against Vanderbilt (11/12) ... Notched a solo tackle against Arkansas (11/25).

## 2015 SEASON

One of eight true freshmen who impressed the Mizzou coaches enough to see playing time in 2015 ... Tallied 12 tackles (five solo) with two tackles-for-loss and a pass break-up on the season ... Had three two-tackle performances on the season with the first coming in the season-opener against SEMO (9/5) ... Also tallied 1.5 tackles for loss in that game ... Also tallied pair of tackles at Georgia (10/17) and vs. Mississippi State (11/5) ... Had one tackle with a half tackle-for-loss in the season finale at Arkansas (11/27).

## PREVIOUS SEASONS/HIGH SCHOOL

Please visit [www.mutigers.com](http://www.mutigers.com).

## PERSONAL

Parents — Shunda Nichols (mother) & Anthony Headd (step-father) ... Chose Mizzou over offers from Wisconsin, Illinois, Indiana, Iowa and Syracuse among others ... Said that the genuine caring relationship he built with Mizzou coaches was a primary factor in choosing to be a Tiger, and the program's proven track record of developing success on and off the field ... Studying sociology at Mizzou ... Lists a few of his hobbies outside of football as basketball, working out, playing video games, movies and hanging with friends.

## HOWARD CAREER STATS

TACKLES	GP	UA	A	Total	TFL	YDS	SACK	YDS	PBU
2015	11	5	7	12	2.0	7	0.0	0	0
2016	4	2	1	3	0.5	3	0.5	3	1
Total	15	7	8	15	2.5	10	0.5	3	1



**76 • TYLER HOWELL**  
**Offensive Lineman**  
**Sr. • 6-8 • 330**  
**Bonner Springs, Kan.**  
**Bonner Springs HS/Butler CC**

**2017 OUTLOOK**

Blind side protector for Tiger quarterbacks at the left tackle position, is the returning starter there from a year ago when Mizzou's offensive line was among the nation's most improved ... Is expected to hold that spot down for another year.

**2016 SEASON**

Was an instant-impact junior college addition, as he started all 12 games at left tackle for Mizzou ... Part of an offensive line that was the nation's most improved group despite boasting just three career starts as a unit heading into the season ... The group finished first nationally in tackles for loss allowed (2.92), the lowest in the nation for any team since at least 2005, a remarkable note considering Mizzou ranked 15th nationally in plays ... Offensive line group also led the SEC in sacks allowed (16th nationally) and paved the way for a Mizzou offense that led the SEC and ranked 15th nationally (500.5 yards per game and 205.1 on the ground).

**HIGH SCHOOL/JUNIOR COLLEGE**

Please visit [www.mutigers.com](http://www.mutigers.com).

**PERSONAL**

Mother: Carmen Jackmon ... Cited Mizzou's family atmosphere and players taking care of each other as key contributions for his signing ... Chose Mizzou over offers from Arizona State, Georgia, Kansas, Kentucky and Penn State among others.



**94 • TYRELL JACOBS**  
**Defensive Lineman**  
**So. • 6-4 • 280**  
**Kenner, La.**  
**Rummel HS**

**2017 OUTLOOK**

Up-and-comer on the defensive line who looks to contribute at one of the tackle spots ... Had a productive spring camp, and closed things in strong fashion as he tallied two tackles in the Black & Gold Spring Game, including 1.5 tackles for loss and 1.0 quarterback sack.

**2016 SEASON**

Played in one game on the season as a redshirt freshman ... Recorded one tackle against Delaware State (9/24).

**2015 SEASON**

Redshirt season.

**HIGH SCHOOL**

Please visit [www.mutigers.com](http://www.mutigers.com).

**PERSONAL**

Parents — Tyrone Sr. & Felisha Jacobs ... Chose Mizzou over offers from Arizona State, Arkansas, Cal, Colorado State, Georgia Tech, Illinois, Kansas State, Louisville, Mississippi State and Oklahoma among others ... Credited Mizzou's coaching staff and the family environment on display through the recruiting process that really attracted him to MU ... Said that Mizzou felt like home and that the academic success of Mizzou's student-athletes was very influential in his decision-making process ... Has an interest in studying accounting in Mizzou's renowned College of Business.



**12 • JOHNATHON JOHNSON**  
**Wide Receiver**  
**So. • 5-10 • 185**  
**Memphis, Tenn.**  
**Melrose HS**

- 2016 SEC All-Freshman Team
- 2016 SEC Freshman of the Week (Sept. 10)

**2017 OUTLOOK**

One of the SEC's most versatile and explosive athletes, he's a threat to go the distance anytime he's got the ball in his hands in open space ... He'll look to contribute as a receiver, but is also a threat out of the backfield as well as in the return game.

**2016 SEASON**

Finished the season averaging 17.6 yards per touch and was a big play threat for Mizzou all season, posting Mizzou's longest rush, catch, kick return and punt return on the season ... His 435 receiving yards are the fourth-most ever by a Mizzou freshman ... Added 114 yards on just four rushes on the year and boasted Mizzou's only punt return TD on the season ... Hauled in a career-high five passes for 115 yards and one touchdown with a career long 87-yard TD reception against Eastern Michigan ... Also had two punt returns for 74 yards, including a 54-yard TD scamper for Mizzou's first punt return TD since 2014, in the home opener against Eastern Michigan (9/10) ... Earned SEC Freshman of the Week honors for his efforts in the Eastern Michigan game ... Had four kick returns for 82 yards in Mizzou's SEC opener against Georgia (9/17) ... Hauled in one pass for 22 yards against Delaware State (9/24) ... Also returned one kick for 10 yards in that contest ... Pulled in three passes for 42 yards and had three kick returns for 49 yards at LSU (10/1) ... Hauled in one pass for four yards at Florida (10/15) ... Caught one pass for 14 yards and rushed once for eight yards against Middle Tennessee (10/22) ... Did just about everything for Mizzou in its game against Kentucky (10/29), rushing once for 25 yards, catching two passes for 27 yards, returning a kick for nine yards and posting a highlight-reel punt return of 63 yards to the Kentucky one-yard line, setting up a Mizzou touchdown ... The punt return was the longest of his career ... Closed his season with a monster game against Arkansas (11/25), rushing for 81 yards on two carries including an 82-yard scamper to set up Mizzou's first score ... Also caught a 67-yard TD from Drew Lock to get Mizzou back into the game as the Tigers rallied from 17 points down at halftime, the largest

halftime deficit ever overcome by a Mizzou team.

## 2015 SEASON

Was likely on his way to playing as a true freshman, before being injured in a fall scrimmage after being tackled from behind after a 70+ yard gain, forcing him to miss the season.

## HIGH SCHOOL

Please visit [www.mutigers.com](http://www.mutigers.com).

## PERSONAL

Chose Mizzou over offers from Cincinnati, Louisville, Memphis, Ole Miss, Purdue and Tennessee among others.

## JOHNSON CAREER STATS

RECEIVING	GP	Rec	Yds	TD	Avg.	Long	Yds/Gm
2016	12	24	435	2	18.1	87	36.3
Total	12	24	435	2	18.1	87	36.3
RUSHING		Att	Yds	TD	Avg.	Long	Yds/Gm
2016		4	114	0	28.5	82	9.5
Total		4	114	0	28.5	82	9.5
KO RETURNS		Rec	Yds	TD	Avg.	Long	Yds/Gm
2016		10	171	0	17.1	36	14.3
Total		10	171	0	17.1	36	14.3
PUNT RETURNS		Rec	Yds	TD	Avg.	Long	Yds/Gm
2016		14	196	1	14.0	63	16.3
Total		14	196	1	14.0	63	16.3



## 15 • GRANT JONES

**Linebacker**  
**Jr. • 6-3 • 225**  
**Columbia, Mo.**  
**Hickman HS**

## 2017 OUTLOOK

Veteran linebacker who looks to contend for more snaps at the strongside position ... Had an interception that he snagged in the annual Black & Gold Spring Game which closed spring drills.

## 2016 SEASON

Played in one game during 2016 against Delaware State (9/24) and did not record any statistics.

## 2015 SEASON

Saw action in 10 games, primarily on special teams, tallying one tackle ... His tackle on the year came vs. SEMO (9/5) in the season opener.

## PREVIOUS SEASONS/HIGH SCHOOL

Please visit [www.mutigers.com](http://www.mutigers.com).

## PERSONAL

Parents — Brian and Mary Kay Jones ... Committed shortly after receiving his official offer from Mizzou, along with interest from Virginia ... Majoring in sociology at the University of Missouri ... Listed playing basketball and working out as his main activities during spare time ... Liked how Mizzou's players and coaches embrace the program's family atmosphere during his recruitment.



## 4 • BRANDON LEE

**Linebacker**  
**Jr. • 6-2 • 230**  
**Indianapolis, Ind.**  
**Lawrence Central HS**

## 2017 OUTLOOK

Versatile linebacker coming off his most impactful season as a Tiger, and he'll look to be a mainstay in the lineup this fall ... Can play any of the linebacking spots, and he'll likely see most of his time at the weakside position ... Closed spring camp by making three tackles in the Black & Gold Spring Game.

## 2016 SEASON

Became an impact player on the defensive side of the ball, earning four starts late in the season while playing in all 12 games ... Totaled 37 tackles (26 solo) with 4.0 tackles for loss, 2.0 sacks and a pass break-up ... Recorded two tackles in Mizzou's season-opening matchup against West Virginia (9/3) ... Recorded one tackle in Mizzou's win over Eastern Michigan (9/10) ... Tallied a season-high three tackles in Mizzou's SEC opener against Georgia (9/17) ... Posted a career-high five tackles (two solo) against Delaware State (9/24), also forcing a fumble and recovering a fumble and pitching in a pass break-up ... Had a pair of tackles at LSU (10/1) ... Missed the first half of the Florida game (10/15) after a targeting penalty in the second half at LSU ... Recorded four tackles against Middle Tennessee (10/22) ... Contributed on defense against Kentucky (10/29) with four tackles, including a one-yard sack, the first of his collegiate career ... Earned his first career start at South Carolina (11/5) after his breakout performance against Kentucky ... Set a new career- and season-high in tackles with 11 (nine solo) against South Carolina, adding another sack to his season stat line ... Posted two tackles for a loss in the same game ... Tallied three tackles (all solo) against Vanderbilt (11/12) ... recorded a tackle against both Tennessee (11/19) and Arkansas (11/25).

## 2015 SEASON

Up-and-coming linebacker that saw increased playing time in his redshirt freshman season, tallying five tackles while playing in 11 games, primarily on special teams ... Had a career-high two tackles at Vanderbilt (10/24) and also picked up tackles against SEMO (9/5), Mississippi State (11/5) and Florida (10/10).

## PREVIOUS SEASONS/HIGH SCHOOL

Please visit [www.mutigers.com](http://www.mutigers.com).

## PERSONAL

Had offers from numerous schools, and chose Mizzou over Michigan State, Oregon, Indiana, Louisville, Virginia Tech, Minnesota, California, Iowa, Illinois, Penn State and North Carolina State, among many others ... Older brother, Kenneth, plays football at Ball State ... Studying personal financial planning at Mizzou.

## LEE CAREER STATS

TACKLES	GP	UA	A	Total	TFL	YDS	SACK	YDS	FF	FR	PBU
2015	11	1	4	5	0.0	0	0.0	0	0	0	1
2016	12	26	11	37	4.0	13	2.0	8	1	1	1
Total	23	27	15	42	4.0	13	2.0	8	1	1	2





**3 • DREW LOCK**

**Quarterback**

**Jr. • 6-4 • 225**

**Lee's Summit, Mo.**

**Lee's Summit HS**

• 2016 Team Captain

**2017 OUTLOOK**

The leading passer in the SEC returns for what will be his third year as Mizzou's starting signal caller, and he'll look to take that next step into elite status ... Has all the tools, can make every throw called for, and big things are anticipated in his second year working under OC/QB Coach Josh Heupel..

**2016 SEASON**

Finished the regular season ranked first in the SEC in passing yards (3,399) and second in passing yards per game (283.3) and yards per completion (14.34) ... Posted top-20 marks nationally in all three categories as well, peaking at 10th nationally with his 3,399 passing yards ... Also ranked second in the SEC in completions per game (19.75) and third in total offense (293.5) ... His 3,399 yards through the air are the fifth-most in program history in a single season and the most ever in a 12-game season at Mizzou ... His 23 passing TDs are the sixth-most in program history and only three Mizzou QBs have thrown for more in a single season ... His 4,731 career passing yards already rank as the eighth-most in program history through two years ... Rushed for a season-best 29 yards in Mizzou's season opener against West Virginia (9/3) ... Completed 24-for-37 for a career-high 450 yards while tying a school record with five touchdowns against Eastern Michigan (9/10) in Mizzou's home opener ... Tossed for three more touchdowns on 23-of-38 passing in Mizzou's 28-27 loss to Georgia (9/17) ... His passing total of 1,106 yards was more than any Mizzou QB in his first three games ever ... Played only the first half against Delaware State (9/24) but put up huge numbers in the 79-0 win ... In the first half alone, he completed 26-of-36 passes for 402 yards while matching the school record with five touchdowns ... Went 17-for-37 for 167 yards and caught a touchdown from WR Eric Laurent on a trick play in the fourth quarter, a 21-yard strike for his first career TD grab, at LSU (10/1) ... Completed 20-of-40 passes for 281 yards and a pair of scores against Middle Tennessee (10/22) while also running for 63 yards on 10 attempts ... Went 18-for-31 with 220 yards and a pair of scores against Kentucky (10/29) ... Also rushed six times for 34 yards in the game against Wildcats ... Again went over the 300-yard mark at South Carolina (11/5), completing 23-of-40 passes for 302 yards and a score ... Quarterbacked Mizzou to a win over Vanderbilt (11/12) after passing for 294 yards and two scores ... Passed for 320 yards and a score at Tennessee (11/19) ... Closed his season by sparking a second-half, 17-point comeback with a 67-yard TD pass to Johnathon Johnson against Arkansas (11/25) ... Finished that game going 16-for-26 with 268 yards and a score.

**2015 SEASON**

Took over as Mizzou's starting quarterback over the final eight games while playing in all 12 games as a true freshman ... Was the first Mizzou true freshman to start at QB since Corby Jones in 1995 when we went 21-for-28

for 136 yards and a pair of TDs in a win over South Carolina (Oct. 3) ... Began his collegiate career by going 6-for-10 for 138 yards and a TD in the season-opener against SEMO while coming off the bench for two series ... Went 19-of-28 for a career-best 244 yards and a touchdown against BYU at Arrowhead Stadium (11/14) ... Reset career-highs in passer rating and passing yards while posting his second-best completion percentage of the season against BYU ... Finished the season going 129-of-263 for 1,332 and four touchdowns.

**HIGH SCHOOL**

Please visit [www.mutigers.com](http://www.mutigers.com).

**PERSONAL**

Parents — Andy & Laura Lock ... Father played football at Mizzou, lettering four years as an offensive lineman (1986-89) ... Grandfather, Jerry, also played at Mizzou in 1961-62 ... Was actually born in Columbia, Mo. ... Chose Mizzou over offers from Michigan State, Louisville, Ole Miss, Ohio State, Tennessee, Texas and West Virginia among others ... Cited Mizzou's tremendous tradition along with loyalty from the Mizzou coaching staff as key reasons as to why he signed at Mizzou ... Also credited Mizzou's beautiful campus and his comfort level in Columbia as contributors to his decision ... Studying in the parks, recreation and tourism program at Mizzou ... Lists golf and fishing, as well as hanging out with family and friends as his interests outside of football.

**LOCK CAREER STATS**

PASSING	GP	C-A	Pct	Yds	TD	INT	Long	Yds/Gm
2015	12	129-263	49.0	1332	4	8	78	111.0
2016	12	237-434	55.0	3399	23	10	87	283.3
Total	24	366-697	53.0	4731	27	18	87	197.1
RUSHING		Att	Yds	TD	Avg.	Long	Yds/Gm	
2015		52	28	1	0.5	33	2.3	
2016		52	123	1	2.4	24	10.3	
Total		104	151	2	1.5	33	6.3	



**96 • A.J. LOGAN**

**Defensive Lineman**

**Sr. • 6-2 • 325**

**Columbia, Mo.**

**Rock Bridge HS**

**2017 OUTLOOK**

Hometown grown defensive lineman who will look to lead the way in the trenches for #DLineZou ... Should challenge for a starting job at one tackle spot, a year after he held a starting role all season.

**2016 SEASON**

Played in all 12 games for Mizzou, starting all 12, and tallied 15 tackles (five solo) with 2.0 tackles for loss and a QB hurry ... Recorded three tackles in Mizzou's season-opening game against West Virginia (9/3) ... Recorded one tackle and one quarterback hit against Eastern Michigan (9/10) ... Tallied two tackles in Mizzou's SEC opener against Georgia (9/17) ... Recorded one tackle in Mizzou's win over Delaware State (9/24) ... Registered one tackle in Mizzou's SEC road opener against LSU (10/1) ... Tallied one tackle in Mizzou's game against Florida (10/15) ... Recorded two tackles against Middle Tennessee

(10/22) ... Posted two tackles including a half tackle-for-loss against Vanderbilt (11/12) ... tallied two tackles (one solo) and a tackle for a loss of three yards against Arkansas (11/25).

## 2015 SEASON

Appeared in all 12 games as a defensive lineman in 2015 ... Had 21 tackles (seven solo) on the season with two tackles-for-loss, a forced fumble and a QB hurry ... Had a monster game against Tennessee (11/21), tallying a career-high seven tackles (three solo) while playing a larger role after Terry Beckner Jr.'s season-ending injury the week prior vs. BYU (11/14) ... Had three tackles in the season finale at Arkansas (11/27) ... Tallied a tackle for loss against both UConn (9/19) and Mississippi State (11/5) ... Had multiple tackles in five of 12 games on the season including two at Kentucky (9/26), vs. Florida (10/10) and vs. Mississippi State.

## PREVIOUS SEASONS/HIGH SCHOOL

Please visit [www.mutigers.com](http://www.mutigers.com).

## PERSONAL

Parents - Marlin Logan and Charlotte Logan ... Stepmother - Deana Philips ... Also participated in basketball and wrestling while at Rock Bridge ... Academic interest lies in social work at Missouri ... Says that he was drawn to Mizzou because of the family atmosphere, as well as the football program's graduation rate.

## LOGAN CAREER STATS

TACKLES	GP	UA	A	Total	TFL	YDS	FF
2014	3	0	0	0	0.0	0	0
2015	12	7	14	21	2.0	6	1
2016	12	5	10	15	2.0	3	0
Total	27	12	24	36	4.0	9	1



## 14 • JACK LOWARY

Quarterback

So. • 6-4 • 215

Huntington Beach, Calif.

Mater Dei HS/Long Beach CC

## 2017 OUTLOOK

Transfer quarterback coming off a redshirt season in his first year in the program ... He'll have three years to complete three seasons of eligibility at Mizzou ... Made good impressions during the spring season, and he closed camp in strong fashion ... Completed 7-of-11 passes in the Black & Gold Spring Game for 113 yards and a pair of touchdowns.

## 2016 SEASON

Redshirt season.

## HIGH SCHOOL/JUNIOR COLLEGE

Please visit [www.mutigers.com](http://www.mutigers.com).



## 9 • DIMETRIOS MASON

Wide Receiver

So. • 6-0 • 185

Loganville, Ga.

Grayson HS

- 2016 SEC All-Freshman Team

## 2017 OUTLOOK

One of the SEC's top rookie playmakers a year ago who is back looking to provide more big plays for the Tiger offense ... Showed an ability to make plays in the middle of the field or on the edge, and has great speed to pull away from defenders.

## 2016 SEASON

Recorded 587 receiving yards, the most ever by a Mizzou true freshman and the second-most ever by any Mizzou freshman, trailing only All-American Jeremy Maclin who had 1,055 in 2007 ... Hauled in three TD grabs and averaged 12.5 yards per catch ... His 47 catches were also the most ever by a Mizzou true freshman ... Recorded his first collegiate catch for seven yards in Mizzou's season opener against West Virginia (9/3) ... Caught a career-high five passes for 51 yards in Mizzou's home opener against Eastern Michigan (9/10) ... Caught one pass for 10 yards in Mizzou's SEC opener against Georgia (9/17) ... Became the first Mizzou true freshman since 1999 with a 100-yard receiving game after hauling in eight passes for 120 yards against Delaware State (9/24) ... Had a pair of catches for 20 yards at Florida (10/15) ... Caught five passes for 51 yards and rushed once for 20 yards against Middle Tennessee (10/22) ... Posted his second 100-yard receiving game against Kentucky (10/29) while hauling in a pair of scores with 101 total yards, including a career-long grab of 57 yards (TD) ... Had a team-high eight grabs for 88 yards at South Carolina (11/5) ... Hauled in five passes for 21 yards against Vanderbilt (11/12) ... Caught three passes for 66 yards, including a 50-yard score, at Tennessee (11/19) ... Caught five passes for 62 yards in the season finale against Arkansas (11/25).

## HIGH SCHOOL

Please visit [www.mutigers.com](http://www.mutigers.com).

## PERSONAL

Chose Mizzou after receiving interest from Indiana, Michigan, Kentucky, Georgia State, Central Michigan, Marshall, Miami (OH), Troy and UAB among others ... Interested in studying communications at Mizzou.

## MASON CAREER STATS

RECEIVING	GP	Rec	Yds	TD	Avg.	Long	Yds/Gm
2016	12	47	587	3	12.5	57	48.9
Total	12	47	587	3	12.5	57	48.9



**98 • TUCKER MCCANN**

**Placekicker**  
**So. • 6-0 • 205**  
**O'Fallon, Ill.**  
**O'Fallon HS**

**2017 OUTLOOK**

Strong-legged kicker who looks to continue his contributions on the special teams units ... In addition to placekicking, he's got enough power in his swing to be a big weapon on kickoffs and limit opposing team return opportunities.

**2016 SEASON**

Valuable member of the Mizzou special teams, serving as the team's primary field goal kicker and place kicker ... 42 of his 64 kickoffs on the year went for touchbacks ... Made six field goals with a long of 46 yards ... Made his first field goal as a Tiger in Mizzou's season-opening contest against West Virginia (9/3) ... Converted both of his attempts in Mizzou's SEC-opener against Georgia (9/17) ... Converted his only field goal attempt in Mizzou's victory over Delaware State (9/24) ... Successfully converted 10 extra points in the win over Delaware State ... Connected on a 21-yard field, his only attempt, against Middle Tennessee (10/22) ... Also had eight touchbacks on eight kickoffs against the Blue Raiders.

**HIGH SCHOOL**

Please visit [www.mutigers.com](http://www.mutigers.com).

**PERSONAL**

Chose Mizzou over Alabama, Florida State, Illinois, Kansas and Purdue.

**MCCANN CAREER STATS**

FIELD GOALS	GP	FG	FGA	Pct	Long	20-29	30-39	40-49	50+
2016	12	6	12	50.0	46	3-6	2-3	1-2	0-1
Total	12	6	12	50.0	46	3-6	2-3	1-2	0-1

PATs	Made	Att	Pct
2016	39	43	90.7
Total	39	43	90.7



**72 • KYLE MITCHELL**

**Offensive Lineman**  
**Jr. • 6-5 • 325**  
**Fair Oaks, Calif.**  
**Del Campo HS/American River Col.**

**2017 OUTLOOK**

Experienced lineman looking to contribute after helping on special teams units a year ago ... Will likely line up at left guard, but is versatile enough to play multiple spots on the offensive line.

**2016 SEASON**

Played in 11 games for Mizzou as a valuable member of the field goal protection unit.

**HIGH SCHOOL/JUNIOR COLLEGE**

Please visit [www.mutigers.com](http://www.mutigers.com).

**PERSONAL**

Parents — Ralph and Sydney Perry ... Has two brothers, Austin and Brandin, and one sister, Alyse ... Academic interest lies in industrial psychology ... Has a blackbelt in Taekwondo ... Chose Mizzou because he loved the campus and wanted the opportunity to retain a degree from a prestigious school.



**6 • J'MON MOORE**

**Wide Receiver**  
**Sr. • 6-3 • 205**  
**Missouri City, Texas**  
**Elkins HS**

- 2016 2nd-Team All-SEC (Associated Press)

**2017 OUTLOOK**

Coming off a breakout season that saw him lead the SEC in receiving yards during the regular season ... Expects to be the go-to receiver in the Tiger spread attack, and he'll be looked to early and often when the ball is in the air ... Coming off a 1,000-yard season, and if he can achieve that feat again as a senior, he'd be only the second Tiger ever to have two 1,000-yard seasons (Jeremy Maclin was the other).

**2016 SEASON**

Became just the eighth Mizzou player with more than 1,000 receiving yards after posting a career-high 1,012 on 62 catches (16.3 average) ... His 1,012 yards on the year rank as the seventh-most in school history as he was Mizzou's first 1,000-yard receiver since Bud Sasser in 2014 ... His 1,012 yards led the SEC (32nd nationally) while his 84.3 yards per game ranked second in the league and tops among players who played in every game ... Opened his season with three 100-yard performances in his first four games and closed the year with three consecutive games over 100 yards ... Caught eight passes for 104 yards in Mizzou's season opener against West Virginia (9/3) ... hauled in eight passes for a career-high 196 yards in Mizzou's SEC opener against Georgia (9/17) ... Pulled in a career-long grab of 79 yards in the Georgia game, scoring the first of two touchdowns ... Also tallied a go-ahead TD score from six yards out against Georgia, marking his first career game with multiple touchdowns ... His 196 yards against Georgia were the ninth-best mark in program history ... Hauled in eight catches for 114 yards while matching a school record with four touchdowns in Mizzou's 79-0 win over Delaware State (9/24) ... Had one catch for 16 yards at LSU (10/1) and added another for 15 yards at Florida (10/15) ... Caught two passes for 74 yards, including a long of 40, against Middle Tennessee (10/22) ... Had three grabs for 12 yards against Kentucky (10/29) ... Posted six catches for 54 yards at South Carolina (11/5) ... Hauled in eight passes for 138 yards and a pair of scores, including a season-long of 82 yards against Vanderbilt (11/12) ... Had a career-high nine grabs for 134 yards at Tennessee (11/19) and closed his season with a six-catch performance and 135 yards against Arkansas (11/25).



## 2015 SEASON

Emerged as a big-play threat in his first season as a starter, leading the team in catches (29) and yards (350) while hauling in three touchdown grabs ... Had three catches for a career-high 74 yards with a 27-yard TD vs. SEMO in the season opener (9/5) ... Hauled in a career-best six catches for 39 yards in week three vs. UConn (9/19) ... Caught two passes for 24 yards, including a 17-yard touchdown at Kentucky (Sept. 26) ... Hauled in a season-high 32-yard pass vs. Florida (10/10) ... Caught four balls for 30 yards at Vanderbilt (10/24) ... Caught three passes for 49 yards, his second-best total of the season, with a go-ahead TD grab vs. BYU (11/14) on an acrobatic catch on a third-and-goal fade route.

## PREVIOUS SEASONS/HIGH SCHOOL

Please visit [www.mutigers.com](http://www.mutigers.com).

## PERSONAL

Parents - Milton Moore and Betty Jones-Moore ... Chose Mizzou over Arizona, Texas, Miami, Michigan State, Nebraska, USC and Oklahoma State, among others ... Academic interests lie in physical therapy and sports medicine ... Mentioned the strong impression Mizzou's athletic department made on his recruiting visit.

## MOORE CAREER STATS

RECEIVING	GP	Rec	Yds	TD	Avg.	Long	Yds/Gm
2014	12	2	33	0	16.5	17	2.8
2015	12	29	350	3	12.1	32	29.2
2016	12	62	1012	8	16.3	82	84.3
Total	36	93	1395	11	15.0	82	37.7



**81 • ALBERT OKWUEGBUNAM**  
Tight End  
RS-Fr. • 6-5 • 260  
Springfield, Ill.  
Sacred Heart Griffin HS

## 2017 OUTLOOK

Do-it-all tight end prospect that has Mizzou coaches very excited about the future ... Has the size, strength, speed and athleticism to be a big factor in all facets of the offense for a long time ... Had an impressive spring camp, and concluded things by making three catches for 14 yards in the Black & Gold Spring Game.

## 2016 SEASON

Redshirt season.

## HIGH SCHOOL

Please visit [www.mutigers.com](http://www.mutigers.com).

## PERSONAL

Parents: Albert Okwuegbunam and Lisa Raehl ... Cited the hospitality of Mizzou's players and coaches and the family-like atmosphere around the program as key contributors to his signing ... Also noted Mizzou's great academic reputation ... Currently undecided on his major ... Enjoys fishing and playing all sports when away from football ... Origin of his last name is Nigerian ... Chose Mizzou over offers from Cincinnati, Indiana, Iowa, Iowa State, Michigan State, Minnesota, Nebraska, Nevada, Toledo and West Virginia.



**71 • KEVIN PENDLETON**  
Offensive Lineman  
Jr. • 6-4 • 335  
Lee's Summit, Mo.  
Lee's Summit West HS

## 2017 OUTLOOK

Veteran performer on the offensive line looking to win a starting job for the second straight year, after becoming a first-time starter in 2016 ... Paved the way at left guard a year ago, and that's where he's pegged to contribute again for his junior season.

## 2016 SEASON

Started all 12 games at left guard along Mizzou's offensive line ... Part of an offensive line that was the nation's most improved group despite boasting just three career starts as a unit heading into the season ... The group finished first nationally in tackles for loss allowed (2.92), the lowest in the nation for any team since at least 2005, a remarkable note considering Mizzou ranked 15th nationally in plays ... Offensive line group also led the SEC in sacks allowed (16th nationally) and paved the way for a Mizzou offense that led the SEC and ranked 15th nationally (500.5 yards per game and 205.1 on the ground).

## 2015 SEASON

Appeared in three games on the season, which marked the first action he received in his career ... Contributed to wins against Southeast Missouri (9/5) and Brigham Young University (11/14).

## PREVIOUS SEASONS/HIGH SCHOOL

Please visit [www.mutigers.com](http://www.mutigers.com).

## PERSONAL

Parents — Maurice Pendleton and Barbara Heizman ... Chose Mizzou over interest from Arkansas, Iowa State, Kansas State and Nebraska, among others ... Studying in Mizzou's parks, recreation and tourism program ... Mentioned his model car collection as a hobby ... Mentioned the endless opportunities he'd have in the classroom as a determining factor in his recruitment.



**3 • RONNELL PERKINS**  
Safety  
So. • 6-0 • 205  
St. Louis, Mo.  
University City HS

• 2016 SEC All-Freshman Team

## 2017 OUTLOOK

Highly-touted safety who made a big enough of an impression as a freshman to be named to the 2016 SEC All-Freshman team ... He'll look to provide his considerable athleticism and skills most likely at strong safety, after an impressive spring camp ... Closed spring ball out by making five tackles, including

one quarterback sack, while also grabbing an interception in the Black & Gold Spring Game.

**2016 SEASON**

Emerged into a major playmaker in Mizzou's secondary, earning four starts while playing in all 12 games ... Finished the season with 43 tackles (28 solo) and 3.5 tackles for loss, three pass breakups and a QB hurry ... Had a pair of tackles in Mizzou's season-opener at West Virginia (9/3) ... Added a tackle and a half tackle for loss, the first TFL of his career, with a pass break-up against Eastern Michigan (9/10) ... Added a solo stop in the SEC opener vs. Georgia (9/17) and against Delaware State (9/24) ... Tallied a career-high eight tackles (three solo) at LSU (10/1) ... His performance at LSU earned him his first career start at Florida (10/15) and he tallied four tackles (three solo) with a QB hurry ... Posted five tackles with a pass break-up against Middle Tennessee (10/22) in his second career start ... Posted a single tackle each game against Kentucky (10/29) and South Carolina (11/5) ... Tallied a tackle against Vanderbilt (11/12) ... matched his career-high with eight tackles (five solo) against Tennessee, recording 1.5 tackles for a loss of three yards ... also tabbed one of Mizzou's two pass break-ups in the game ... recorded a career-best 10 tackles (eight solo) with 1.5 tackles-for-loss against Arkansas (11/25).

**2015 SEASON**

Redshirt season.

**PREVIOUS SEASONS/HIGH SCHOOL**

Please visit [www.mutigers.com](http://www.mutigers.com).

**PERSONAL**

Parents — Ronald & Nakeisha Perkins ... Is one of six children, and his brothers' names are Ronald and Ronnie, while his three sisters' names are Roneisha, Ronna and Ronera ... Chose Mizzou over offers from Illinois, Kansas State, Purdue, Iowa and Memphis among others ... Touted the family atmosphere around the Mizzou program and the bond he had with the coaching staff during the recruiting period that ultimately made Mizzou the right choice for him ... Also grew very fond of the picturesque Mizzou campus ... Currently undecided on his course of study at Mizzou ... Lists working out and playing video games among his non-football interests.

**PERKINS CAREER STATS**

TACKLES	GP	UA	A	Total	TFL	YDS	PBU
2016	12	28	15	43	3.5	7	3
Total	12	28	15	43	3.5	7	3



**66 • ADAM PLOUDRE**  
**Offensive Lineman**  
**Sr. • 6-4 • 320**  
**Ballwin, Mo.**  
**Marquette HS**

- 2016-17 Mizzou Athletics Courage Award

**2017 OUTLOOK**

One of the great comeback stories on the Mizzou roster, who overcame severe and potential athletics-ending leg injuries in high school which derailed his

college plans, but who has overcome those and has now developed himself into a key contributor on the Tiger offensive line ... Received a prestigious honor in April when he was named the 2016-17 winner of Mizzou Athletics' Courage Award at the annual ROARS event.

**2016 SEASON**

Emerged as a key contributor during the season, and not only played his way onto the field for the first time in his Tiger career, but he earned seven starts for an offensive line that was one of the nation's most improved despite having just three combined career starts as a unit heading into the season ... The group finished first nationally in tackles for loss allowed (2.92), the lowest in the nation for any team since at least 2005, a remarkable note considering Mizzou ranked 15th nationally in plays ... Offensive line group also led the SEC in sacks allowed (16th nationally) and paved the way for a Mizzou offense that led the SEC and ranked 15th nationally (500.5 yards per game and 205.1 on the ground) ... Earned his first career start against Delaware State (9/24).

**2015 SEASON**

Did not see action in 2015.

**PREVIOUS SEASONS/HIGH SCHOOL**

Please visit [www.mutigers.com](http://www.mutigers.com).

**PERSONAL**

Parents — Tony and Kim Ploudre... Has two brothers, Andrew and Anthony, and one sister, Ashley... Studying health science at Missouri... Chose to attend Mizzou over Arkansas, Nebraska and USC.



**20 • KALEB PREWETT**  
**Linebacker**  
**Jr. • 6-1 • 210**  
**Blue Springs, Mo.**  
**Blue Springs HS/Kansas State**

**2017 OUTLOOK**

Talented defender who will make his Tiger debut this season, after sitting out the 2016 season after transferring to his home state school from Kansas State, where he was a starter for parts of two seasons in the Wildcat secondary ... Made big impressions during spring camp, and those impressions were seen by Tiger fans at the annual Black & Gold Spring Game, where he led all Tigers with six tackles, including a tackle for loss and a pass break up.

**2016 SEASON**

Sat out due to NCAA transfer rules.

**PREVIOUS SEASONS/HIGH SCHOOL**

Please visit [www.mutigers.com](http://www.mutigers.com).

**PERSONAL**

Parents — Rance Prewett and Angela Prewett-Sullivan ... Has three siblings, Austin Sullivan, and Kyler and Hayden Holloway ... Majoring in business.



## 10 • JASON REESE

**Tight End**  
**Sr. • 6-5 • 255**  
**Eules, Texas**  
**Trinity HS**

### 2017 OUTLOOK

Veteran performer and leader who will be called upon for big plays and motivation on and off the field ... Has the combination of size, strength and athleticism to play a big role in all facets of the offense, and he's Mizzou's most experienced tight end on the roster.

### 2016 SEASON

Had eight catches for 97 yards and a pair of scores as a redshirt junior, seeing a larger role in Mizzou's offense under first-year OC Josh Heupel ... Caught two passes for 27 yards and his first career touchdown in Mizzou's home opener against Eastern Michigan (9/10) ... caught a season-high three passes for 28 yards and Mizzou's first touchdown in the SEC opener against Georgia (9/17) ... Hauled in one pass for three yards at LSU (10/1) ... Caught another pass for a season-long 24 yards at Florida (10/15) ... Caught one pass for 15 yards against Middle Tennessee (10/22) before missing the rest of the game with an upper body injury ... Had a 15-yard catch vs. Kentucky (10/29).

### 2015 SEASON

Played in all 12 games and emerged as a threat at the TE position in the Mizzou passing game ... Reset career-highs in catches (15) and yards (26) and posted a new career-long reception of 21 yards at Kentucky (9/26) ... Had three catches for 40 yards at Kentucky, which were both career-highs at that point ... Reset both of those marks the following week at home against South Carolina (10/3) as he caught six passes for 47 yards ... Caught one pass for nine yards against Florida (10/10) and against Mississippi State (11/5) ... Caught one pass in Mizzou's win over BYU (11/14) ... Had two catches against Tennessee (11/21).

### PREVIOUS SEASONS/HIGH SCHOOL

Please visit [www.mutigers.com](http://www.mutigers.com).

### PERSONAL

Parents - Charles Reese and Cassandra Wallace ... Academic interest lies in criminal justice ... Chose Mizzou over Arizona State, Indiana, Iowa State, Purdue and TCU, among others ... Chose Mizzou because of the Tigers' players and family atmosphere.

### REESE CAREER STATS

RECEIVING	GP	Rec	Yds	TD	Avg.	Long	Yds/Gm
2014	13	1	12	0	12.0	12	0.9
2015	12	15	126	0	8.4	21	10.5
2016	11	8	97	2	12.1	24	8.8
Total	36	24	235	2	9.8	24	6.5



## 6 • TAVON ROSS

**Safety**  
**Jr. • 6-0 • 210**  
**Cochran, Ga.**  
**Bleckley County HS**

- 2016-17 Mizzou Athletics Academic Achievement Award

### 2017 OUTLOOK

Veteran secondary presence who can contribute at a number of spots thanks to his experience and know-how ... Received a prestigious honor in April when he was named the 2016-17 winner of Mizzou Athletics' Dr. Judy Wells Academic Achievement Award at the annual ROARS event.

### 2016 SEASON

Played in seven games during the 2016 season, seeing most of his action on special teams ... Totaled one tackle on the year ... Played in Mizzou's 79-0 win over Delaware State (9/24) and tallied one tackle (solo).

### 2015 SEASON

Valuable member of the special teams unit after working his way onto the field despite tearing his ACL in the spring ... Tallied a pair of tackles, both coming in the season-opener against SEMO (9/5) before missing the final three games of the season after suffering a torn ACL against Mississippi State (11/5).

### PREVIOUS SEASONS/HIGH SCHOOL

Please visit [www.mutigers.com](http://www.mutigers.com).

### PERSONAL

Chose Mizzou over Alabama, Georgia and Miami (Fla.), among others.

### ROSS CAREER STATS

TACKLES	GP	UA	A	Total
2015	7	1	1	2
2016	7	1	0	1
Total	14	2	1	3



## 89 • BRENDAN SCALES

**Tight End**  
**RS-Fr. • 6-4 • 240**  
**Wildwood, Mo.**  
**Lafayette HS**

### 2017 OUTLOOK

Promising athlete who helps give the Tigers perhaps their deepest and most talented pool of well-rounded tight ends in recent memory ... Has the size, skills and athleticism to be an every-down contributor and in all facets of the offense ... Had a strong spring camp, and closed things down by making one catch for eight yards in the Black & Gold Spring Game.

### 2016 SEASON

Redshirt season.

**HIGH SCHOOL**

Please visit [www.mutigers.com](http://www.mutigers.com).

**PERSONAL**

Chose Mizzou over offers from Alabama, Arizona State, Arkansas, Illinois, Iowa, Indiana, Kentucky, Michigan State, Nebraska, New Mexico, NC State, Ohio and West Virginia among others.



**22 • ANTHONY SHERRILS**

**Safety**

**Sr. • 6-0 • 205  
Kansas City, Mo.  
Hogan Prep HS**

- 2014 SEC Academic Honor Roll

**2017 OUTLOOK**

Mizzou's most experienced returning defender who has the most career starts (20) and tackles (130) entering the 2017 season ... He'll be looked to for veteran leadership and play-making ability in a back half of a defense which is fairly young overall ... Had three tackles in the Black & Gold Game to close spring camp ... Is playing in 2017 as a graduate student, as he received his sociology degree from Mizzou in May.

**2016 SEASON**

Played in all 12 games for Mizzou, earning seven starts, and totaled 53 tackles (40 solo) with a tackle for loss, an interception and a pass breakup ... Recorded seven tackles in Mizzou's season-opening contest against West Virginia, including one tackle for a loss (9/3) ... Matched his season-high with seven tackles against Eastern Michigan (9/10) ... Recorded four tackles in Mizzou's SEC-opener against Georgia (9/17) ... Picked up a pair of tackles and had an 11-yard reception on a fake punt against Delaware State (9/24) ... Posted five tackles (two solo) at LSU (10/1) ... Posted six tackles (three solo) at Florida (10/15) ... Recorded one tackle against Middle Tennessee (10/22) ... Contributed on defense with three tackles (one solo) against Kentucky (10/29) ... Recorded four tackles (three solo) at South Carolina (11/5) in the Mayor's Cup ... Tallied seven total tackles to go along with a pass breakup against Vanderbilt (11/12) ... also racked up three tackles against Tennessee (11/19) and four tackles against Arkansas (11/25) ... Had a 14-yard rush on a fake punt in the Arkansas game as well, converting a key fourth down and Mizzou scored two plays later to get back into the game as the fake punt sparked a 17-point halftime comeback.

**2015 SEASON**

Started all 12 games at strong safety for the Tigers and finished third on the team with 64 total tackles, four tackles for loss, one interception, six pass break-ups a forced fumble and a fumble recovery ... Also served as the team's kick returner for the first four games, totaling 142 yards on eight attempts ... Named the Bob Jeffries Kansas City Player of the Year Award by the team ... Posted a season-high eight tackles on three separate occasions: vs. Florida (10/10), at Vanderbilt (10/24) and vs. Mississippi State (11/5) ... Had a career-high 2.5 tackles vs. Mississippi State and a career-high three pass break-ups at

Georgia (10/17) ... Had the game-winning interception on a fake field goal vs. UConn, returning it 50 yards before being tackled ... Had six tackles (all solo) at Arkansas State (9/12) with a tackle-for-loss ... Posted pass break-ups in back-to-back games vs. BYU (11/14) and Tennessee (11/21).

**PREVIOUS SEASONS/HIGH SCHOOL**

Please visit [www.mutigers.com](http://www.mutigers.com).

**PERSONAL**

Father - Anthony Sherrils ... Mother - Tasha Allen ... Chose Mizzou over Kansas and West Virginia, and had interest from Texas A&M, Nebraska and Kansas State ... Made note of how Mizzou's coaches and current players made him feel comfortable on his recruiting visit

**SHERRILS CAREER STATS**

TACKLES	GP	UA	A	Total	TFL	YDS	INT-YDS	FF	FR	PBU
2014	14	8	5	13	0.0	0	0-0	0	0	0
2015	12	41	23	64	4.0	12	1-50	1	1	7
2016	12	40	13	53	1.0	6	1-(-4)	0	0	2
Total	38	89	41	130	5.0	18	2-46	1	1	9



**75 • TRE'VOUR SIMMS**

**Offensive Lineman**

**So. • 6-5 • 355  
East St. Louis, Ill.  
East St. Louis HS**

**2017 OUTLOOK**

Up-and-coming lineman who has a big upside as he continues to develop under the tutelage of OL Coach Glen Elarbee ... Got his feet wet in 2016 as a true freshman mostly on special teams units, but is expected to challenge for scrimmage snaps in his second year with the program.

**2016 SEASON**

Played in all 12 games for Mizzou as a true freshman — primarily getting most of his experience as a valuable member of the field goal protection unit.

**HIGH SCHOOL**

Please visit [www.mutigers.com](http://www.mutigers.com).

**PERSONAL**

Parents: Robert Hill and Toni Wallace ... Plans to major in sport management at Mizzou ... Member of National Honors Society and Rebirth House, a Christian-based organization that repairs and rebuilds affordable housing ... Enjoys video games when away from football and has an expansive collection of Air Jordans that he is very proud of ... Cited Mizzou's tremendous football tradition and Mizzou's connection with East St. Louis High School as key reasons for his commitment ... Chose Mizzou over Illinois, Syracuse, Boston College, Iowa, Iowa State, Louisville and Purdue.





## 8 • JUSTIN SMITH

Wide Receiver

So. • 6-7 • 210

Dublin, Ga.

West Laurens HS

### 2017 OUTLOOK

Huge receiving target looking to continue his development and increase his playing time as a sophomore ... Has the potential to be a big-time playmaker, especially as a red-zone target, thanks to his 6-foot-7 frame and long arms ... Made strides during spring camp and hopes to continue that momentum into the fall where he'll compete for reps in a deep receiving corps.

### 2016 SEASON

Saw his first action as a Tiger, playing in three early-season games ... Caught one pass for seven yards in Mizzou's SEC opener against Georgia (9/17).

### 2015 SEASON

Redshirt season.

### HIGH SCHOOL

Please visit [www.mutigers.com](http://www.mutigers.com).

### PERSONAL

Father — Willie Smith ... Chose Mizzou over offers from NC State among others ... Also had an offer to play basketball at Georgia ... Factors that drew him to Mizzou include the campus, the curriculum and the people ... Has an interest in studying either business or education at Mizzou, and has designs of being a coach at some point in the future ... Lists hobbies outside of football as music, drawing, shopping and hanging out with friends.



## 31 • FINIS STRIBLING IV

Defensive Back

Jr. • 5-11 • 190

Thompson's Station, Tenn.

Independence HS

### 2017 OUTLOOK

Veteran defensive back looking to earn the most extensive playing time of his career ... Will compete at one of the corner back spots for playing time after coming off a solid spring season ... Closed spring camp by making three tackles in the annual Black & Gold Spring Game.

### 2016 SEASON

Played in 10 games in 2016, seeing most of his action on special teams.

### 2015 SEASON

Played in seven games exclusively as a kick returner, returning 10 kicks for 164 yards and ranking second on the team in both categories ... Returned a kick a career-long 27 yards against Tennessee (11/21) ... Returned at least one kick in Mizzou's final five games, including a career-high four against Tennessee.

### PREVIOUS SEASONS/HIGH SCHOOL

Please visit [www.mutigers.com](http://www.mutigers.com).

### PERSONAL

Earned local recognition from Thompson's Station for his Eagle Scout project, the construction of benches for a city park ... Chose Mizzou over interest from Cincinnati and Kentucky.



## 29 • NATE STRONG

Running Back

Jr. • 6-0 • 210

East St. Louis, Ill.

East St. Louis HS/ Hinds CC

### 2017 OUTLOOK

Talented back with the ability and skills to give Mizzou's offense yet another high quality weapon in the backfield ... Came on late last season and was a key contributor down the stretch, and hopes to carry that momentum into more opportunities this season ... Closed spring camp by carrying nine times for 33 yards.

### 2016 SEASON

Got his opportunities late in the year, and came through by playing a crucial role in Mizzou's big comeback win over Arkansas to close the season ... Had five carries for 30 yards in Mizzou's home opener against Eastern Michigan (9/10) ... Ran the ball twice for 16 yards and caught a pass for seven yards against Kentucky (10/29) ... Closed his season seeing increased time at tailback ... Ran the ball eight times for 39 yards at Tennessee (11/19) and carried the ball a career-high 17 times for a career-best 52 yards, including a pair of scores against Arkansas (11/25), helping Mizzou rally from a 17-point halftime deficit, as he scored two second-half TDs.

### PREVIOUS SEASONS/HIGH SCHOOL

Please visit [www.mutigers.com](http://www.mutigers.com).

### PERSONAL

Cited Mizzou's exceptional family feel and camaraderie as the key reasons to his signing ... Chose Mizzou over offers from Florida State, Illinois, Kansas, Michigan State and Ohio State.

### STRONG CAREER STATS

RUSHING	GP	Att	Yds	TD	Avg.	Long	Yds/Gm
2016	6	32	137	2	4.3	23	22.8
Total	6	32	137	2	4.3	23	22.8



## 46 • JACOB TRUMP

Linebacker

Jr. • 6-3 • 225

Kahoka, Mo.

Clark County HS

- 2016 SEC Academic Honor Roll



**2017 OUTLOOK**

Lifelong Tiger fan living his dream to suit up in the Black & Gold ... Tough-nosed defender who has contributed on special teams in the past, and who is looking to add depth to the middle linebacker position in 2017.

**2016 SEASON**

Played in six games during 2016 and took over long-snapping duties at Tennessee (11/19) in place of an injured Jake Hurrell.

**2015 SEASON**

Did not play in 2015.

**PREVIOUS SEASONS/HIGH SCHOOL**

Please visit [www.mutigers.com](http://www.mutigers.com).

**PERSONAL**

Parents — Thad and Nancy Trump... Majoring in agricultural systems and management at Missouri... Chose Mizzou over attending Iowa State, Northern Illinois and Memphis... Grew up loving Mizzou and cited his connection with the coaches as his reason for becoming a Tiger.



**49 • MARKELL UTSEY**

**Defensive Lineman**

**So. • 6-4 • 310**

**Little Rock, Ark.**

**Parkview HS**

**2017 OUTLOOK**

Skilled lineman who was coming into his own last season before having his true freshman season ended prematurely due to a knee injury ... Sat out from full contact during the spring, but was progressing nicely and expects to be fully cleared when fall camp opens up.

**2016 SEASON**

Played in seven games during his true freshman season and totaled five tackles before his season was cut short by injury at Tennessee ... Made his Mizzou debut against Delaware State (9/24) ... Tallied a pair of tackles at LSU (10/1), the first stops of his career ... Recorded a tackle against Kentucky (10/29) as well as one at South Carolina (11/5) ... Has appeared in five games for Mizzou this season ... Racked up a solo tackle against Tennessee (11/19).

**HIGH SCHOOL**

Please visit [www.mutigers.com](http://www.mutigers.com).

**PERSONAL**

Parents: Alphonso Utsey and Crystal Braadland ... Cited the fact that he has wanted to play in the SEC since he was a kid and the straight-forward approach of the Mizzou coaches during his recruiting process as key reasons for his signing ... Enjoys working out, swimming, playing video games and listening to R&B music away from football ... Is currently undecided on his major at Mizzou ... Chose Mizzou over Arizona, Arkansas, Baylor, Memphis and North Carolina among others.

**UTSEY CAREER STATS**

TACKLES	GP	UA	A	Total
2016	7	2	3	5
Total	7	2	3	5

**45 • EZRA VAOIFI**

**Running Back**

**Fr. • 5-11 • 220**

**Independence, Mo.**

**Fort Osage HS**

**2017 OUTLOOK**

Accomplished Kansas City-area prep athlete who looks to add to the depth at the running back position ... Was having a solid spring camp, but sustained a knee injury midway through that sidelined him for the rest of camp ... Will be full go when fall camp rolls around in August.

**PREVIOUS SEASONS/HIGH SCHOOL**

Please visit [www.mutigers.com](http://www.mutigers.com).

**PERSONAL**

Parents — Bo & Ahna Vaoifi ... Plans to major in Health Sciences at Mizzou, with the ultimate goal of being a physical therapist ... Grew up a lifelong fan of Mizzou, and always wanted to play for the Tigers ... Was a senior in 2013, but did not enter college right away, as he served a two-year mission for the Church of Jesus Christ of Latter-Day Saints.



**2 • T.J. WARREN**

**Linebacker**

**So. • 5-11 • 210**

**Conyers, Ga.**

**Rockdale County HS**

**2017 OUTLOOK**

Young secondary talent who hopes to increase his role with the defense this season, after doing a nice job in his first action a year ago ... Closed spring camp in strong fashion, as he made five tackles in the annual Black & Gold Spring Game, including a tackle for loss of nine yards.

**2016 SEASON**

Posted 24 tackles (19 solo) while playing in all 12 games, adding a pass breakup ... Has appeared in every game for Mizzou, playing the majority of his time on special teams early in the year before earning a starting role on defense ... Posted four tackles against Middle Tennessee (10/22) ... Tabbed a season-high 10 tackles against Kentucky (10/29), seven of which were solo ... Tied Cam Hilton for most tackles against Kentucky ... Recorded four solo tackles against South Carolina (11/5) ... Tallied three total tackles against Vanderbilt (11/12), two against Tennessee (11/19) and one solo tackle against Arkansas (11/25).

**2015 SEASON**

Redshirt season.

**PREVIOUS SEASONS/HIGH SCHOOL**

Please visit [www.mutigers.com](http://www.mutigers.com).

**PERSONAL**

Parents — Talvin Warren & Tangelia Porter ... Chose Mizzou over offers from Georgia Tech, Indiana and Marshall ... Cited the family feel among the Mizzou

football program along with Mizzou's prestigious academic reputation as key factors contributing to his signing with Mizzou ... Also cited Mizzou's great fans and beautiful campus ... Plans to major in education with an emphasis in psychology while enrolled at Mizzou ... Lists a few of his hobbies outside of football as cooking, watching movies and hanging out with friends and family.

## WARREN CAREER STATS

TACKLES	GP	UA	A	Total	PBU
2016	12	19	5	24	1
Total	12	19	5	24	1



## 93 • TRE WILLIAMS

**Defensive Lineman**

**RS-Fr. • 6-5 • 265**

**Columbia, Mo.**

**Rock Bridge HS**

### 2017 OUTLOOK

Exciting local talent who has designs of being the next in a long line of high-level rush ends to come through #DLineZou ... Has the size and athleticism to fit the bill, and he had an impressive spring camp that showed he's on the right track ... Closed spring drills by making three tackles - including one quarterback sack - at the Black & Gold Spring Game.

### 2016 SEASON

Redshirt season.

### HIGH SCHOOL

Please visit [www.mutigers.com](http://www.mutigers.com).

### PERSONAL

Cited Mizzou's ability to develop defensive linemen and defensive ends as one of the primary reasons why he committed to Mizzou ... Parents: Tony Crews and Teresa Williams-Crews ... Enjoys basketball, music, weight lifting and socializing with friends and teammates when away from football ... Cited the fact that Columbia is his hometown and that he grew up watching Mizzou football and basketball as key factors to his signing ... Also cited the professionalism of the Mizzou staff and players and their dedication to him as another key factor ... Plans to major in medicine at Mizzou to treat gastrointestinal ailments, a disease that he lost his great grandfather to — his close relationship with his grandfather has led him to dedicate his career in his honor ... Chose Mizzou over offers from Arizona State, Arkansas, Cal, Iowa State, Kansas, Kansas State, Nebraska, New Mexico, TCU and Tulsa.



## 2 • MICAH WILSON

**Quarterback**

**RS-Fr. • 6-3 • 215**

**Tulsa, Okla.**

**Lincoln Christian**

### 2017 OUTLOOK

Do-it-all quarterback prospect coming off a year of seasoning in the program who hopes to compete for snaps in the fall ... Made good impressions during spring camp, showing off his strong arm and mobility outside of the pocket that makes him an outstanding run/pass threat ... Closed spring camp by throwing for 68 yards in the Black & Gold Spring Game, on 7-of-15 passing.

### 2016 SEASON

Redshirt season.

### HIGH SCHOOL

Please visit [www.mutigers.com](http://www.mutigers.com).

### PERSONAL

Plans to major in Finance at Mizzou ... Cites weightlifting and hunting as two of his hobbies ... Grew up as a Mizzou fan and always wanted to attend Mizzou and cited the opportunity to play in the SEC as a key reason why he signed at Mizzou ... Parents: Curtis and Shelly Wilson ... Is the fourth member of his family to play Division I football and his father, Curtis, was an offensive lineman (1987-88) and a team captain for Mizzou in '88 ... Chose Mizzou over Boise State, Colorado State, Harvard, Illinois State, Liberty, Nevada, UNLV, Utah State, Wyoming and Yale.



## 8 • THOMAS WILSON

**Safety**

**Sr. • 5-10 • 200**

**Suwanee, Ga.**

**Buford HS**

### 2017 OUTLOOK

Veteran secondary figure who is among the team's most experienced returning athletes ... Has 37 career appearances, including seven starts a year ago ... Had a pair of stops in the Black & Gold Spring Game to close camp.

### 2016 SEASON

Played in 12 games, starting seven, while tallying 58 tackles (40 solo), the third-most on the team ... Also added two pass break-ups and a forced fumble ... Had a pass break-up in limited time as the reserves saw the bulk of the snaps in Mizzou's 79-0 win over Delaware State (9/24) ... Had his best game of the season at LSU, posting a season-high 14 tackles with a half tackle for loss at LSU (10/1) ... Posted nine stops (six solo) with a forced fumble at Florida (10/15) ... Recorded one tackle against Middle Tennessee (10/22) ... Posted one tackle against Kentucky (10/29) ... Recorded two solo tackles against Vanderbilt (11/12) to go along with a six-tackle performance against Arkansas (11/25).

**2015 SEASON**

Played on special teams and was a key reserve at the free safety position during his sophomore season, tallying 14 tackles (eight solo) with a half tackle for loss and a fumble recovery ... Had one tackle in each of the first four games of the season adding a half tackle for loss at Arkansas State (9/12) ... Matched a career-high with three tackles in back-to-back weeks at Georgia (10/17) and at Vanderbilt (10/24) ... Had a pair of tackles and recovered a fumble vs. Mississippi State (11/5) ... Added a pair of tackles vs. Tennessee (11/21).

**PREVIOUS SEASONS/HIGH SCHOOL**

Please visit [www.mutigers.com](http://www.mutigers.com).

**PERSONAL**

Chose Mizzou over Arizona, Illinois, Kansas State, Michigan State, Tennessee and Wisconsin, among others.

**WILSON CAREER STATS**

TACKLES	GP	UA	A	Total	TFL	YDS	FF	FR	PBU
2014	13	8	9	17	1.0	3	0	0	1
2015	12	8	6	14	0.5	1	0	1	0
2016	12	40	18	58	1.5	2	1	0	2
Total	37	56	33	89	3.0	6	1	1	3



**14 • RAY WINGO**  
**Wide Receiver**  
**Jr. • 5-11 • 175**  
**St. Louis, Mo.**  
**St. Louis University HS**

**2017 OUTLOOK**

Big-play ability receiver with excellent speed and burst ... Veteran who can play all over the field, will likely run out of the slot most often ... Caught a pair of passes in the Black & Gold Spring Game for 15 yards total.

**2016 SEASON**

Caught five passes for 143 yards and a pair of touchdowns during his sophomore season ... Hauled in three passes for a career high 125 yards and a touchdown in Mizzou's home opener against Eastern Michigan (9/10), good for the first 100-yard outing of his career ... Tallied his second TD grab of the season against Middle Tennessee (10/22), hauling in a 17-yard strike from Drew Lock to pull Mizzou within a field goal with 8:44 remaining.

**2015 SEASON**

Saw action in nine games after switching from defensive back to wide receiver for the 2015 season ... Caught four passes for 24 yards including a career-long 13-yard grab on two separate occasions ... Those catches came in back-to-back games vs. UConn (9/19) and at Kentucky (9/26) ... Also had a pair of rushes for four yards on the season.

**PREVIOUS SEASONS/HIGH SCHOOL**

Please visit [www.mutigers.com](http://www.mutigers.com).

**PERSONAL**

Parents — Ronnie and Tiffany Wingo ... Chose Mizzou over offers from many of the other top programs in the country, including Arkansas, Auburn, Iowa, Kansas State, Michigan State, Nebraska and Tennessee ... Lists fishing and

playing basketball as hobbies ... Noted Mizzou's family atmosphere as playing an important role in his decision.

**WINGO CAREER STATS**

RECEIVING	GP	Rec	Yds	TD	Avg.	Long	Yds/Gm
2015	9	4	24	0	6.0	13	2.7
2016	7	5	143	2	28.6	68	20.4
Total	16	9	167	2	18.6	68	10.4



**48 • RODERICK WINTERS**  
**Linebacker**  
**Jr. • 5-11 • 240**  
**Arlington, Texas**  
**Bowie HS**

**2017 OUTLOOK**

Linebacker looking to make his first contributions after dealing with injuries his prior two seasons ... Is healthy and ready to compete, and he'll likely line up at the weakside linebacker spot when camp opens in the fall ... Made two tackles in the annual Black & Gold Spring Game.

**2016 SEASON**

Did not play in 2016 as he continued to recover from offseason surgery.

**2015 SEASON**

Suffered a foot injury during fall camp that caused him to miss the 2015 season.

**PREVIOUS SEASONS/HIGH SCHOOL**

Please visit [www.mutigers.com](http://www.mutigers.com).

**PERSONAL**

Parents — Dettrick and Kametra Winters ... Chose Mizzou over Louisiana Tech and New Mexico State, among others ... Majoring in hospitality management at the University of Missouri ... Noted how his decision to choose Mizzou was helped by how much he liked Missouri's campus and the prestige MU has in his planned field of study.



**21 • ISH WITTER**  
**Running Back**  
**Sr. • 5-10 • 195**  
**Tampa, Fla.**  
**Alonso HS**

**2017 OUTLOOK**

Proven and dependable performer in the backfield who gives Mizzou one of the SEC's top 1-2 running back punches ... Can put his head down and get the tough yards, and has also proven to be very valuable in pass pro, as well as being a viable receiving option out of the backfield.

**2016 SEASON**

Finished the season with a career-high 750 yards on the ground on 162 carries (4.6 avg.) and six touchdowns while playing in all 12 games (10 starts) ... Rushed for 61 yards on 13 carries in Mizzou's home opener against Eastern

Michigan (9/10) ... Rushed for a season-high 76 yards on 25 carries in Miz-zou's SEC opener against Georgia (9/17) ... Also had a key first-down catch on Mizzou's opening drive against Georgia that set up the game's first touchdown ... Ran the ball nine times for 40 yards and a score against Delaware State (9/24) ... Ran 11 times for 48 yards and hauled in one pass for 19 yards at LSU (10/1) ... Posted a season-high 82 yards on 15 carries with a fourth-quarter score at Florida (10/15), also breaking off a season-high 19-yard run in that game ... Posted his first career 100-yard game, rushing for 121 yards on 19 attempts (6.4 avg.) against Middle Tennessee (10/22) ... Teamed with RB Damarea Crockett to become the first Mizzou duo to each post 100 yards rushing since 2013 against Murray State ... Caught one pass for six yards against Middle Tennessee as well ... Ran five times for 11 yards and added a catch against Kentucky (10/29) ... Ran 11 times for 80 yards and a 25-yard score at South Carolina (11/5) ... Tallied his first career multi-TD game at Tennessee (11/19) as he ran for a career-best 163 yards on the ground in that game ... Carried the ball five times in the season finale against Arkansas (11/25) before missing the majority of the game with an injury.

### 2015 SEASON

Reset career-highs in rushes (126), yards (518) and scored one touchdown on the ground while also hauling in career-highs in catches (15) and receiving yards (143) ... Just missed a 100-yard outing against South Carolina (10/3) with a career-high 98 yards on the ground on 17 carries while tallying his only rushing TD of the year ... Had 81 yards on 12 carries against Mississippi State (11/5) ... Had 34 yards on 13 rushes and 57 yards on two catches in Mizzou's win over BYU (11/14) ... Had 61 yards on 12 carries over his final two games (vs. Tennessee 11/21 and at Arkansas 11/28).

### PREVIOUS SEASONS/HIGH SCHOOL

Please visit [www.mutigers.com](http://www.mutigers.com).

### PERSONAL

Father — Delroy Witter ... Chose Mizzou over Marshall, Ohio, Rutgers and Syracuse, among others ... Academic interest lies in criminal justice ... Enjoys reading in his spare time ... Noted how beautiful Mizzou's campus was during his visit, along with the family-oriented atmosphere instilled by the Tigers' coaches and players.

### WITTER CAREER STATS

RUSHING	GP	Att	Yds	TD	Avg.	Long	Yds/Gm
2014	12	27	101	1	3.7	16	8.4
2015	12	126	518	1	4.1	27	43.2
2016	12	162	750	6	4.6	25	62.5
Total	36	315	1369	8	4.3	27	38.0

RECEIVING	Rec	Yds	TD	Avg.	Long	Yds/Gm
2014	12	0	0	0.0	0	0.0
2015	15	143	0	9.5	49	11.9
2016	7	50	0	7.1	19	4.2
Total	22	193	0	8.8	49	5.4

## 86 • JAMES WORKMAN

Long Snapper

So. • 6-0 • 225

Renton, Wash.

Liberty HS/San Jose State

### 2017 OUTLOOK

Long snapping specialist who is a program newcomer ... Joined the Tigers as a transfer for the 2017 winter semester, and he took part in spring camp, including seeing action in the Black & Gold Spring Game ... Will look to compete for the open starting job at long snapper, following the departure of four-year starter Jake Hurrell.

### 2016 SEASON

As a freshman at San Jose State served as the team's snapper for place kicks and punts during the season, playing in all 12 games on the year.

### PREVIOUS SEASONS/HIGH SCHOOL

Please visit [www.mutigers.com](http://www.mutigers.com).

### PERSONAL

Would like to major in engineering... Named the 2015 champion of the Rubio Long Snapping Camp held in the state of Washington.

## NEWCOMERS

### NATE ANDERSON - DE, 6-4, 250, JR.

Roswell, N.M. (NM Military Institute / Prattville, Ala. (HS))

A top-rated defensive end prospect looking to add his name to a long list of talented linemen to play at #DLineZou ... Is an active pass rusher who is very good with hand-to-hand combat in the trenches, with good power and an array of moves to get into the backfield ... Ranked by ESPN.com as the nation's No. 13-ranked junior college defensive end ... Will have three years to play two at Mizzou ... Totaled 31 tackles at NMMI in 2016, with 13.5 tackles for loss, five quarterback sacks, one forced fumble and one fumble recovery ... As a freshman in 2015, made 32 total tackles and had 5.5 tackles for loss with 1.5 sacks while adding one fumble recovery ... Was a 1st-team all-conference and all-district pick for NMMI in 2016 ... Finished his prep career at Prattville (AL) High School, where as a senior linebacker he made 45 total tackles (32 solo), including four tackles for loss and two quarterback sacks ... Junior college coach: Joe Forchtner ... High school coach: Chad Anderson ... Primary recruiter: Brick Haley ... Cited Mizzou's tradition of developing high-level defensive linemen as a big reason for joining the program, as well as the passion he felt from coaches and future teammates during his recruiting visit ... Chose Mizzou over offers from San Diego State, South Florida, Illinois, Iowa, Kansas, New Mexico, and Western Michigan among others.

### JOSHUAH BLEDSOE - S, 6-0, 190, FR.

Houston, Texas (Dekaney HS)

Physical safety prospect with good size and room for growth ... Is a versatile athlete who plays strong and shows good top-end speed ... Has long strides

to run with receivers and takes good angles in run support showing disciplined pre-and-post snap reads ... Runs through the opposing ball carrier and finishes tackles very well ... A three-star recruit by Rivals.com, 247Sports.com and ESPN.com and a two-star prospect according to Scout.com ... An outstanding overall athlete who did a little bit of everything for his team in addition to playing safety and cornerback on defense — including running back, kickoff returns, punt returns, while even handling kickoff and punting duties ... Had a pair of interceptions as a senior with an additional pass break-up, and approximately 30 tackles ... Scored 12 times as a senior, in four different ways — 9 rushing TDs, one receiving TD, one fumble return and one punt return ... As a junior, turned in 49 tackles, one interception and four pass break-ups in 2015 ... High school coach: Anthony Williams ... Primary recruiter: DeMontie Cross, who became aware of him while Cross was an assistant at TCU, prior to coming back home to Mizzou ... Cited his close bond with Mizzou's coaching staff and the staff giving him a chance to play in the SEC as the primary reasons for continuing his education and football career at Mizzou ... Chose Mizzou over offers from Louisiana-Monroe, North Texas, Rice, Texas-San Antonio and Tulane.

### **LARRY BOROM - OL, 6-6, 338, FR.**

#### **Bloomfield Hills, Mich. (Brother Rice HS)**

(LAST NAME PRONOUNCED: BORE-um) Tremendous blend of size and athleticism, is a former basketball player with great footwork and body control along the offensive line ... Has a huge upside with a frame that takes on added strength and combines well with his current talent level ... Moves well for his size and has shown an ability to block effectively in space ... A three-star recruit by 247Sports.com, ESPN.com and Scout.com while earning a two-star distinction from Rivals.com ... Rated as the No. 8 player in Oakland County (MI) prior to his senior season ... Caught the eye of the Tiger coaching staff when he attended Mizzou's Elite Camp "Night at the Zou" over the summer, and committed to the Tigers during his visit ... High school coach: Dave Sofran ... Primary recruiter: Ryan Walters ... Cited Mizzou's family feel as a key reason for his signing to continue his education and football career at Mizzou ... Chose Mizzou over Central Michigan, Eastern Kentucky, Michigan State, Purdue and Western Michigan among others.

### **RASHAD BRANDON - DT, 6-3, 305, JR.**

#### **Jersey City, N.J. (ASA Brooklyn) / St. Anthony's HS**

Junior college standout who brings potential for providing instant impact in the trenches for Mizzou's defensive line ... Was able to enroll early and join the program in time for spring camp, where he made big impressions in a short time ... Ended camp by making five tackles in a standout performance in the Black & Gold Spring Game, including one tackle for loss ... ESPN.com touts him as the nation's No. 8-ranked junior college defensive tackle prospect ... Checks in as the nation's No. 96-ranked junior college talent among all positions by Rivals.com ... Possesses good bulk size and strength, and has an above-average first step with the ability to effectively shed blocks to make a play coming his way ... Shows a powerful bull rush between the tackles that can be very disruptive to opposing offenses ... Comes to Mizzou with three years to play two ... Starred for the past two seasons at ASA College in Brooklyn, N.Y., where he was a JUCO second-team All-American and was named the Northeast Conference Defensive Player of the Year in 2016, with 34 tackles, 6.5 tackles

for loss, 3.5 quarterback sacks and one fumble recovery for the Avengers, who boasted the third-best pass defense in the junior college ranks ... Tallied 35 total tackles in 2015 as a freshman, with 11 tackles for loss and a half-sack, while recovering a pair of fumbles and forcing one in nine games played ... Also earned all-conference recognition as a freshman in 2015 ... Junior college coach: Joe Osovet ... Primary recruiter: Brick Haley ... Cited the opportunity to earn immediate playing time as a factor in choosing Mizzou, and also felt loyalty to Mizzou — the first program to give him a scholarship offer ... Chose Mizzou over Oklahoma, Ole Miss, Idaho, Marshall, Temple and UAB among others.

### **JAMAL BROOKS - LB, 6-1, 227, FR.**

#### **Bessemer, Ala. (Bessemer City HS)**

Fast and physical linebacker with a nose for the football and an intensity that his teammates will feed off of ... Shows a strong burst to the ball and is quick and aggressive with his reads ... A three-star recruit by all of the major recruiting services ... Listed as a top-50 national prospect at outside linebacker by ESPN.com ... A leader by nature, he played a key role in actively touting Mizzou to other members of the recruiting class during the process ... One of a handful of signees in the 2017 class who attended Mizzou's first-ever "Night at the Zou" elite camp in July ... Made a big impression on everyone at that appearance, and he committed to the Tigers shortly after the camp ... Led all of Alabama with 168 tackles while adding two interceptions and eight forced fumbles during his junior season ... Named to the Nike Opening 2016 LB Watch List prior to the 2016 season ... Class 6A Second Team All-State honoree as a senior and a sophomore ... High school coach: Martez Edwards ... Primary recruiter: Glen Elarbee ... Cited DeMontie Cross' influence on the linebackers and Mizzou's proven ability to develop defensive talent as a key reason for signing with the Tigers ... Also cited the Mizzou coaching staff's belief in him as a key contributor to his signing ... Chose Mizzou over offers from Cincinnati, Kentucky, Louisville, Maryland, Pittsburgh, Vanderbilt and Wake Forest among others.

### **AKIAL BYERS - DT, 6-4, 260, FR.**

#### **Fayetteville, Ark. (Fayetteville HS)**

One of the nation's top freshman defensive tackles who wants to add to the lineage of great Tiger defensive linemen ... Comes to Mizzou from enemy territory in the state of Arkansas, and he was a late addition to the 2017 recruiting class, joining the program after clearing the qualifying process in April ... Was high school teammates with incoming QB prospect Taylor Powell, where the two combined to help lead Fayetteville High School to state championships in both 2015 and 2016 ... Selected to play in the prestigious Under Armour All-American Game following his prep career ... 24/7 Sports ranks him as a 4-star prospect, and among the top-300 prep players in the nation at any position, and as the nation's #17-ranked prep defensive tackle ... Rivals ranked him as the #2 overall prospect coming out of the state of Arkansas at any position ... Chose Mizzou over numerous prominent programs, including Alabama, Arkansas, Ole Miss, Ohio State, Oklahoma and South Carolina, among many others.



## **LOGAN CHRISTOPHERSON - TE, 6-6, 220, FR.**

### **Lemont, Ill. (Lemont HS)**

Exciting tight end prospect with a big upside as he works to fill out his frame in Mizzou's athletic performance program ... A three-star recruit by all the major recruiting services, he ranked as high as the No. 21 TE in the 2017 class by ESPN.com ... Is a lethal red zone target due to his size and athleticism to go grab 50/50 balls ... Shows good speed to work the seam and fights hard for additional yardage after the catch, while also working hard as a run blocker ... Length he provides gives quarterbacks a good catch radius in which to put the ball ... Committed to Mizzou in June, and later was impressive when he attended Mizzou's Elite Camp "Night at the Zou" in July ... High school coach: Bret Kooi ... Primary recruiter: Joe Jon Finley ... Cited the family feel at Mizzou, his connection with Coach Odom and a chance to play in the SEC while remaining close to home as key reasons for his signing with Mizzou ... Also liked how Mizzou is using its tight ends in its new offensive attack, and wanting to play for Coach Finley was a big part in his choosing to be a Tiger ... His cousin, Carli, attended Mizzou for four years ... Chose Mizzou over offers from Illinois, Iowa State, Florida Atlantic, Kansas, Nevada, New Mexico, Syracuse, Toledo, Western Michigan and Wyoming among others.

## **O'SHAE CLARK - WR, 5-8, 160, FR.**

### **Cypress, Texas (Cy Springs HS)**

Class 6A All-State First Team at WR and First-Team All-Greater Houston Area selection at WR ... An under-the-radar find by the Mizzou coaches who were impressed with his highlight tape after seeing his explosive return skills ... Has a dynamic skillset when he is carrying the ball with a great blend of speed and vision ... Hauled in 70 catches as a senior and took them for 1,736 yards and 18 scores, averaging 24.8 yards per catch ... Primary recruiter: Andy Hill ... Chose Mizzou over offers from Texas Southern among others.

## **POMPEY COLEMAN - OL, 6-5, 300, FR.**

### **Indianapolis, Ind. (Ben Davis HS)**

(FIRST NAME PRONOUNCED: POMP-ee) ... Athletic big man with a high football I.Q. who has the ability to play a number of positions on the line ... Was one of four early enrollees for Mizzou in the spring, and did a good job of getting acclimated quickly to the program ... Worked at numerous spots during camp, and could be a factor at right tackle when fall camp opens ... Shows good instincts in the run game as he uses good angles to quickly get to the second level and cover up targets ... A three-star recruit by all the major recruiting services who unfortunately missed the vast majority of his senior season due to a season-ending leg injury ... Continues to rehab the injury at Mizzou and is progressing very well with the MU athletic training and athletic performance staffs ... Despite missing the 2016 season, was still ranked as the No. 10 overall prospect at any position in the state of Indiana according to Rivals.com ... High school coach: Mike Kirschner ... Primary recruiter: Cornell Ford ... Cited the fact that Mizzou's coaches genuinely care about their players as a key reason for signing with Mizzou to continue his education and football career ... Honors student at Ben Davis while a member of National Honor Society ... Also competed in track & field, holding the school record in the discus ... Chose Mizzou over offers from Cincinnati, Illinois, Indiana, Iowa State, Louisville, Purdue, Syracuse, Toledo, Virginia, Wake Forest and Western Michigan among others.

## **CASE COOK - OL, 6-5, 290, FR.**

### **Carrollton, Ga. (Carrollton HS)**

Versatile line prospect who has the size and strength to contribute at several spots for Mizzou, but projects at the center or guard positions initially for the Tigers ... Shows a good initial pop and a big effort to steer and control defenders when he gets locked on ... A three-star recruit by all of the major recruiting services, ranking as high as the No. 3 center nationally by Rivals.com ... ESPN.com ranks him as a top-50 guard prospect nationally ... Earned first-team All-state honors in one of the nation's most talent-laden states ... High school coach: Sean Calhoun ... Primary recruiter: Glen Elarbee ... Cited how impressed he was with the Mizzou coaches and how they operated during the recruiting process as a major draw that helped him choose to be a Tiger ... Also was impressed with Mizzou's picturesque campus and said he felt at home instantly during his visit when he committed last July ... Chose Mizzou over numerous schools, including Georgia, Florida, Miami, Fla., Penn State, Kentucky, Louisville, Georgia Tech, Memphis, North Carolina State, Vanderbilt, Mississippi State, Wake Forest and West Virginia among others ... Older brother, Cole, is a tight end at North Carolina State.

## **DA'RON DAVIS - WR, 6-2, 190, FR.**

### **Lee's Summit, Mo. (Lee's Summit North HS)**

(FIRST NAME PRONOUNCED: duh-RON) ... Long, athletic wide out who has a long stride and runs great routes ... Was Mizzou's first unofficial commit for the 2017 class, toward the end of his junior season in 2015 ... A four-star prospect by both Rivals.com and Scout.com and a three-star by both 247Sports.com and ESPN.com ... Claimed receiver MVP honors at the Rivals Camp ... Nominated for U.S. All-America Bowl ... Finalist for the Otis Taylor Award, which recognizes the top wide receiver in the Kansas City Area ... Rated as the No. 20 overall athlete in the 2017 class by Rivals.com and the No. 3 athlete in Missouri ... 247Sports.com rated him No. 22 in the nation and No. 3 in Missouri at the athlete position ... Caught a school record 56 passes during the 2016 season ... Had five receiving touchdowns for LSN and totaled 703 yards in the air (12.6 yards per catch) as a senior, while also averaging a healthy 30.0 yards per kickoff return on eight attempts, including one he took 94 yards to the house ... All-district selection in 2016, and took home 1st-team All-state honors in 2015 while playing for Hogan Prep (transferred to LSN prior to his senior year) ... High school coach: Jamar Mozee ... Primary recruiter: Andy Hill ... Cited long-standing relationship with Mizzou's coaching staff, and particularly Coach Hill for his decision to be a Tiger ... Chose Mizzou over Arkansas, Florida State, Kentucky, Michigan, Nebraska, Notre Dame, Illinois, Iowa State, Kansas and Purdue among others.

## **YASIR DURANT - OL, 6-7, 340, SO.**

### **Philadelphia, Pa. (Imhotep Institute) / Arizona Western CC**

(FIRST NAME PRONOUNCED: YAH-seer) ... Physical specimen who comes to Mizzou with hopes of contributing right away for Mizzou's offensive line ... Ranked by ESPN.com as the nation's No. 3 junior college guard prospect ... Excelled at tackle and guard at Arizona Western Community College, where he drew attention for his solid fundamentals and excellent footwork in the trenches ... Needed just one semester at Arizona Western, and enrolled for the winter semester at Mizzou, joining the Tigers for spring camp, where he made a big

impression right away ... Will have four years to play three at Mizzou ... Played in 12 games in 2016, showing an ability to punish the opposition in a straight-forward attack, but also was called on to pull frequently, where he proved to be athletic in open space blocking situations ... Was a three-year letterwinner at Imhotep Institute in Philadelphia, helping the Panthers to three straight Public League titles, three city titles and two playoff appearances ... Imhotep went a perfect 15-0 his senior season, becoming the first Philadelphia city public school to win a Pennsylvania Interscholastic Athletic Association football title ... Imhotep outscored its opponents during its perfect year by a whopping 702-to-104 ... Named a Pennsylvania Football Writers' all-state Class AAA honoree and was a two-time all-conference and all-city selection ... Was the No. 35-ranked prep player coming out of Pennsylvania by both Rivals.com and 247sports.com after the 2015 season ... Junior college coach: Tom Minnick ... High school coach: Al Crosby ... Primary recruiter: Glen Elarbee ... Cited the genuine nature of Mizzou's coaches and players he met during his recruiting process as a major draw to become a Tiger ... Also has some family members in St. Louis, and getting closer to his hometown of Philadelphia was an appeal, as well as the opportunity to potentially earn some immediate playing time as factors ... Chose Mizzou over San Diego State, Arizona State, Illinois, North Carolina and Rutgers, among others.

#### **TYREE GILLESPIE - S, 6-0, 202, FR.**

##### **Ocala, Fla. (Vanguard HS)**

Physical and fearless athlete who could translate well to either side of the ball for Mizzou ... Excelled at safety and tailback for Vanguard, and was also a special teams standout on several units ... As a senior in 2016, stood out on both sides of the ball, amassing 40 tackles and two interceptions with one pick six on defense, while averaging 14.2 yards on 39 rushes on offense, going for 555 yards and seven scores there ... Also returned a punt for a 43-yard touchdown during the season as his Knights went 10-2 on the year, and reached the regional finals in Class 6, before falling by one point to the eventual state runners-up (Lake Gibson) ... Had a huge game late in the year against Mitchell when he ran for three touchdowns and 184 yards on just six attempts, while also blocking a field goal attempt in the game ... High school coach: Edwin Farmer ... Primary recruiter: Ryan Walters ... Cited a positive recruiting experience with Mizzou's staff, players and fellow recruits, as well as the chance to contribute on the field early in his career as primary reasons for becoming a Tiger ... Chose Mizzou over Florida, Tennessee, Florida Atlantic, Iowa State, Troy and New Mexico, among others.

#### **AUBREY MILLER, JR. - LB, 6-2, 210, FR.**

##### **Memphis, Tenn. (Whitehaven HS)**

A four-star prospect by 247Sports.com, ranking as the No. 13 OLB prospect in the nation according to the national recruiting outlet ... A three-star prospect by Rivals.com, ESPN.com and Scout.com ... Physical linebacker prospect who shows good speed to the ball on his highlight video ... Another 2017 signee who came through Mizzou's first-ever "Night at the Zou" elite camp this past July, in which he made a big impression on the Tiger coaching staff ... He committed to Mizzou a few days after his appearance at the camp ... Named Tennessee Titan Mr. Football Class 6A Lineman during a standout senior season at Whitehaven ... Guided Whitehaven to a Class 6A State Championship and

a 15-0 record in 2016 ... As a senior, earned All-Region 6A, All-Shelby Metro Team, All-Tennessee Team, Autozone Liberty Bowl Defensive Player of the Year ... During his senior season he tallied 147 total tackles, 21.0 tackles for loss, 7.0 sacks, four interceptions (two returned for TDs) and five forced fumbles ... Recorded 50 tackles in 11 games as a junior in 2015, with two interceptions, one quarterback hurry and one fumble recovery ... Chicago Opening Regional MVP award ... Selected to play in the Blue-Grey All-America Bowl ... New Orleans Rivals MVP ... Detroit SMSB MVP ... High school coach: Rodney Saulsberry ... Primary recruiter: Josh Heupel ... Cited the relationships built with the coaching staff and fellow recruiting class during the recruiting process as major draws to Mizzou, as well as the coaching staff's energy and the chemistry he felt during his visits ... Chose Mizzou over offers from Louisville, Cincinnati, Colorado State, Iowa State, Memphis, Middle Tennessee and Toledo among others.

#### **ISAIAH MILLER - RB, 5-11, 195, FR.**

##### **Baldwin, Fla. (Baldwin HS)**

Powerful and patient runner who has good balance, vision and top-end speed ... Runs with a physical style that makes him hard to bring down, and he shows the ability to break away when he gets to the second level ... A skilled, downhill-style runner who flashes the ability to run with both power and speed, and does a nice job of setting up blocks and accelerating to holes ... Was an early enrollee at Mizzou for the 2017 winter semester, and had a very impressive spring camp where he showed he's got the potential to contribute in 2017 ... Closed camp by leading all Tigers with 14 carries for 57 yards in the Black & Gold Spring Game ... Ran for 1,225 yards and 14 touchdowns as a senior for the Indians, carrying 146 times and averaging an impressive 8.4 yards per carry ... Also caught 16 passes out of the backfield for 227 yards, and returned three kickoffs for 123 yards, good for a 41.0 average per attempt ... 1st-team all-state selection in 2015 in Michigan, before he moved to Florida to live with his uncle prior to his senior year ... High school coach: Steve Shields ... Primary recruiter: Josh Heupel, Cornell Ford ... Chose Mizzou over Oregon State, Tennessee, Washington State, Rutgers, Southern Miss, South Florida, Syracuse, and Troy among others.

#### **WALTER PALMORE - DT, 6-4, 300, JR.**

##### **Columbus, Ga. (Hardaway HS) / Eastern Arizona CC**

A top-100 junior college talent who comes in looking to challenge for playing time right away ... Ranked as a three-star defensive tackle prospect by Rivals.com ... Uses his hands well in close quarters and has a good drive to push into the backfield and disrupt plays ... Shows good lateral movement to chase down ball carriers and fight off blocks in pursuit ... Is a high-motor player who loves football, and who never gives up on a play ... Will have two years to play two at Mizzou ... His 2016 sophomore season at Eastern featured 35 total tackles, with three quarterback sacks and 1.5 tackles for loss, while adding a forced fumble ... As a freshman in 2015, turned in 36 total tackles, and added five quarterback sacks ... Played just one season of football in high school, and initially attended Coffeyville Community College and redshirted for the 2014 season, but transferred after that one year to Eastern Arizona J.C. ... Junior college coach: John O'Mera ... High school coach: Jeff Battles ... Chose Mizzou over Georgia, Kansas State, West Virginia, TCU, Arizona State, California and Houston, among others.

**TERRY PETRY - CB, 6-1, 160, FR.**

**Missouri City, Texas (Ridge Point HS)**

(LAST NAME PRONOUNCED: PEE-tree) ... A quick and smooth athlete who is hard to beat in a footrace in the open field ... Projects as a cornerback at Mizzou, after playing corner and wide receiver as a prep standout ... Excels with the ball in his hands, especially as a return man who gets from zero to 60 in a hurry ... Is very instinctive around the football and his elusiveness makes him a big play threat at all times ... A three-star prospect by all the major recruiting services, Rivals.com rated him as the No. 43 cornerback in the nation, while ESPN.com touts him as the No. 68 athlete in the country ... Posted 23 tackles with six pass break-ups, two interceptions, a forced fumble and two fumble recoveries as a senior at Ridge Point ... Named district MVP as a senior, guiding Ridge Point to an 11-1 record ... Was a finalist for Houston Area Offensive Player of the Year, and also took home academic all-district honors ... Finished his high school career with six interceptions and 75 total tackles while registering 20 pass break-ups ... Played both sides of the ball, totaling 73 catches during his career with 24 of those going for TDs ... Averaged 23.9 yards per catch over his high school career, including a 29.6 average as a senior with 11 scores ... Was a dynamic kick returner in high school as well, boasting four kick return TDs ... High school coach: Brett Sniffin ... Primary recruiter: Ryan Walters ... Cited the genuine relationships he built with Mizzou's staff during the recruiting process, and how authentic the coaches and players were with him ... Hails from the same hometown as former Mizzou standout CB John Gibson, who started for Mizzou last season ... Chose Mizzou over offers from Houston, Iowa State, Kansas and Texas-San Antonio.

**TAYLOR POWELL - QB, 6-2, 195, FR.**

**Fayetteville, Ark. (Fayetteville HS)**

Arkansas prep player of the year who was a big late recruiting win for Mizzou ... Is a top-20 national quarterback prospect, according to ESPN.com ... The prototypical field general who has complete understanding of his offense, has great football I.Q. and exudes leadership and command of his huddle ... Has the ability to throw to spots, but also excels at throwing receivers open, and shows good accuracy on the run ... Outstanding talent who comes from a winning background, as he helped lead his team to consecutive Class 7A state championships in 2015 and 2016 ... Was named the title game Most Valuable Player each time ... Finished his career 5th all-time in Arkansas history for passing yardage (10,413) and 8th all-time in touchdown passes (113) ... Capped his storied career by winning the 2016 Landers Award, given annually to the Arkansas state player of the year, while he was also named the Gatorade Arkansas Player of the Year, as well as the 2016 ArkansasVarsity.com Mr. Football award ... As a senior, threw for 3,473 yards and an eye-popping 44 touchdowns on 237-of-348 passing, while also scoring seven times with his feet ... In the 2016 state title game, led the way by throwing for four touchdowns and 265 passing yards as Fayetteville downed North Little Rock by a 53-19 score ... The Bulldogs finished 13-1 on the year, and were ranked No. 20 in the nation by MaxPreps ... High school coach: Bill Blankenship ... Primary recruiter: Josh Heupel ... Chose Mizzou over a wide range of prominent programs, just a few of which included Arkansas, Nebraska, Pittsburgh, Texas, Vanderbilt, Purdue, Indiana, Illinois and Wake Forest, among others.

**LARRY ROUNTREE III - RB, 5-10, 183, FR.**

**Raleigh, N.C. (Millbrook HS)**

Tough, physical runner with a great burst who gets to full speed quickly and is a challenge for defenders to bring down on first contact ... Downhill style halfback with good agility to work in and out of traffic ... Has good instincts and vision, and uses his blockers well by showing patience ... Sets up blocks to create angles and then shows a good burst to hit the hole that is there ... Rivals.com rates him as the No. 31 overall prospect in the state of North Carolina ... Had an impressive senior season as he ran for 21 touchdowns for the Wildcats, going for 1,147 yards on 201 carries (5.7 average) ... Also proved dangerous at returning kickoffs, as he averaged 33.8 yards per attempt, with 338 yards on 10 returns, one of which went for 98 yards ... Drew attention at the Shrine Bowl of the Carolinas All-Star game following the season, rushing for 87 yards on 17 carries ... Won conference co-offensive player of the year honors as a senior ... High school coach: Clarence Inscore ... Primary recruiter: Cornell Ford ... Cited Mizzou's successful offense, his relationships built with the coaching staff during the recruiting process, and his excitement about getting bigger, stronger and faster in Mizzou's athletic performance program as primary reasons why he became a Tiger ... Chose Mizzou over offers from Boston College, Appalachian State, James Madison and Miami (OH) among others.

**CALEB SAMPSON - DT, 6-4, 285, FR.**

**Covington, La. (Northlake Christian HS)**

Large, physical DT prospect who developed into a force as a senior at Northlake Christian ... Has a soft-spoken demeanor but plays with an edge on the field ... Boasts an impressive, athletic skill set that teams with his size to make him very physically gifted ... Good friends with fellow Mizzou commits Adam Sparks and Chris Turner ... Had 31 tackles in the trenches (including 29 of the solo variety) for the Wolverines as a senior in 2016, including 2.5 quarterback sacks on the season ... As a junior, turned in similar numbers, amassing 30 stops and 2.5 sacks, with one interception ... High school coach: Anthony Agresta ... Primary recruiter: Brick Haley ... Chose Mizzou over Kansas State, Southern Miss and Tulane, among others.

**ADAM SPARKS - CB, 6-0, 163, FR.**

**Baton Rouge, La. (Dutchtown HS)**

Talented cover corner prospect who has good ball skills, but also possesses closing speed and isn't shy about sticking his nose in the run game and getting physical ... Is quick and fluid with his movements and has the ability to come out of breaks sharply ... His coaches consider him a "gym-rat" type who is usually the first to practice and the last to leave, who has a high football I.Q. ... Ranked as the No. 36 overall talent by Rivals.com at any position in the talent-rich state of Louisiana ... Hails from the same program that produced 2013 NFL Offensive Rookie of the Year Eddie Lacy ... High school coach: Benny Saia ... Primary recruiter: Ryan Walters ... Cited Mizzou's family environment and the relationships he built with coaches, players and fellow recruits during the process ... Chose Mizzou over offers from Ole Miss, Vanderbilt, Colorado State, Purdue, Middle Tennessee, Wake Forest, Jackson State, Louisiana-Monroe, and Louisiana Tech among others ... Has an older brother, Jared, who plays football at Purdue.

**CHRIS TURNER - DE, 6-4, 225, FR.****Hammond, La. (Hammond HS)**

Well-rounded, versatile end prospect who is effective against the run and in pass rushing situations, thanks to an explosive first step ... Lengthy arms make him effective in hand-to-hand battle in close quarters ... Highly-motivated athlete who loves playing the game of football ... Rated as a three-star prospect by ESPN.com, Scout.com and 247Sports.com ... A two-star recruit by Rivals.com ... Named First-Team All-District and was District Defensive MVP, while also claiming honorable mention all-state honors as a senior at Hammond High School ... Attended Mizzou's first-ever "Night at the Zou" elite camp in July, and made big impressions with the coaching staff, and later committed in November ... High school coach: Cecil Thomas ... Primary recruiter: Brick Haley ... Cited Mizzou's proven track record of getting defensive linemen to the NFL as a primary reason for his commitment to Mizzou ... Also cited the family feel that surrounds Mizzou Football as a key reason for his signing, and for the coaching staff's loyalty to him ... Chose Mizzou over Arkansas, Tulane, Troy, Ball State, Jackson State, Louisiana-Lafayette and Louisiana Tech among others.

**JORDAN ULMER - S, 6-2, 190, FR.****Belleville, Mich. (Belleville HS)**

Field general in the secondary who has great leadership and physical skills ... Loves to hit opposing ball carriers, and plays well in space after converting from linebacker early in his prep career ... Has good length and height with good speed and is able to cover ground quickly on the back end ... Displays good ball skills and has an exciting upside as he continues to develop in Mizzou's athletic performance program ... As a senior in 2016 was among team leaders with 83 total tackles, and added nine pass break-ups, four interceptions and four tackles for loss ... High school coach: Jermain Crowell ... Primary recruiter: Ryan Walters ... Cited Mizzou's renowned business school, as well as the new dorms as the best he'd ever seen, and those made a big impression for choosing MU, in addition to the environment and family atmosphere he experienced during the recruiting process ... Chose Mizzou over Michigan State, Arizona, Cincinnati, Eastern Michigan, Iowa State and Minnesota among others.

**HYRIN MORRISON WHITE - OL, 6-6, 300, FR.****DeSoto, Texas (DeSoto HS)**

Tall, long edge-blocker who excels in pass blocking and is still filling into his frame ... Displays ability to get hands inside to control and drive defenders and get to the second level ... Projects as massive option at one of the tackle positions along the offensive line ... A three-star recruit by all four major recruiting services, ranking as high as the No. 38 offensive tackle in the class by Scout.com ... Hails from the same hometown and high school as former Mizzou standout RB and current New Orleans Saint Marcus Murphy ... Comes from a winning program, as DeSoto is annually among the nation's top prep teams ... DeSoto went 16-0 in 2016 and finished ranked 11th nationally according to MaxPreps.com ... Earned All-District 8-6A Second Team honors as a junior at DeSoto ... High school coach: Todd Peterman ... Primary recruiters: Ryan Walters, Glen Elarbee ... Cited his relationship with Coach Walters and the positive reviews of Mizzou from fellow DeSoto native Marcus Murphy as key reasons for signing with Mizzou ... Also cited the family feel, Mizzou's facilities and the school's health science department as key reasons

for furthering his education and football career at Mizzou ... Chose Mizzou over offers from Arizona State, Colorado, Nevada, North Texas, Oklahoma State, SMU, Illinois, Indiana, North Carolina, Oklahoma State and UCLA among others.

**KOBIE WHITESIDE - DE, 6-1, 304, FR.****Houston, Texas (Alief Taylor HS)**

Flew under the radar despite playing at the Class 6A level in Texas and putting together an impressive highlight reel during his senior season ... A late find by the Mizzou coaching staff, he committed on the final weekend prior to signing day ... He mixes his brute size with tremendous athleticism and quickness that should make him a force along the interior of #DLineZou ... A three-star recruit by 247Sports.com and a two-star prospect by Rivals.com and Scout.com ... Named Texas 23-6A Defensive MVP following his senior season at Alief Taylor ... Honorable mention All-State pick at 6A following his senior season ... Posted 95 total tackles with seven sacks, 19 TFLs, a pick-six and a forced fumble as a senior ... Earned first team all-district honors as a junior and second team all-district honors as a sophomore ... Primary recruiter: Brick Haley ... Chose Mizzou over offers from Bowling Green, Colorado State, Illinois, New Mexico, Texas San-Antonio and Texas State.

**MALIK YOUNG - DT, 6-3, 280, JR.****Marietta, Ga. (Sprayberry HS) / Eastern Arizona CC**

Highly-coveted defensive tackle prospect who was a late recruiting victory for the Mizzou coaching staff ... A first-team NJCAA All-American in 2016, who is someone Mizzou's coaches expect to come in and challenge for playing time right away ... Has a good combination of size and strength, and shows a good first step and can hold his ground in one-on-one battles ... Rated as a three-star defensive tackle prospect by Rivals.com ... ESPN.com has him also as a three-star prospect, and ranks him as the No. 12 defensive tackle coming out of the junior college ranks for 2017 ... Will have two years to play two at Mizzou ... Graduated from high school in 2013, and initially attended West Georgia Tech to play football, but the school dropped its program before the season started ... Took some time off to work before enrolling at Eastern Arizona for the 2015-16 academic year ... Also named first-team all-region and first-team all-conference in 2016, while taking home conference defensive player of the year ... As a sophomore in 2016, was second on the team with 65 tackles, including 1.5 sacks ... In his first year at Eastern, finished with 46 tackles and 2.5 quarterback sacks and also added two blocked kicks ... Senior season at Sprayberry High School included 53 total tackles, 3.5 quarterback sacks and two quarterback pressures ... Junior college coach: John O'Mera ... High school coach: Billy Shackelford ... Primary recruiter: Brick Haley ... Chose Mizzou over Alabama, Florida, Nebraska, Arkansas, Arizona State, Kentucky, Louisville, Kansas State and Arizona, among others.



**BARRY ODOM**  
**HEAD COACH**  
**2nd Season**  
**Maysville, Okla.**  
**Missouri, '99**

A longtime fixture at Mizzou, Barry Odom, 40, is in his second year guiding a program he has been immersed in at every level for some 15 years — including six in an administrative capacity (2003-08), four as a coach (2009-11, 2015) and four as a highly-successful student-athlete (1996-99). The 2016 season was his first as Mizzou’s head coach, and came after he had spent the previous four seasons as a defensive coordinator, including three at Memphis (2012-14) and one at Missouri (2015), where his units were considered among the nation’s best.

Highly-respected among his coaching peers for his integrity and for his championship vision, Odom has his Tigers pointed in the right direction after a rebuilding year in 2016 that saw Mizzou win four games. The Tigers closed the season out in strong fashion, with wins in two of their final three games - with both coming against bowl teams in Arkansas and Vanderbilt. Those victories sent Mizzou into the off-season with a lot of momentum that Odom expects to capitalize on in his second year in command.

Odom was named the 32nd head football coach in program history in December of 2015, and his undeniable passion for Mizzou, coupled with his strong track record of success at each level of his career, pointed to him being the right man to lead the Tigers into the future in the nation’s toughest conference.

In 2015, Odom turned in an outstanding season as first-year defensive coordinator for Mizzou under coach Gary Pinkel (who retired after that season), as his Tigers ranked ninth nationally in total defense, allowing just 302.0 yards per game. Since the NCAA began tracking defensive statistics in 1978, that marked the first time in MU history that Mizzou had produced a top-10 defense. Odom’s defense was also ranked seventh nationally in scoring defense (16.2 avg.), seventh in pass defense (169.2 avg.) and second in tackles for loss (8.8 avg.).

Prior to that, Odom became one of the more highly sought-after coordinators in the country due to three stellar years directing Memphis’ defense from 2012-14. His 2014 defense was a key component of Memphis’ 10-3 season, as his unit finished the regular season ranked fifth nationally in scoring defense (17.1 avg.) and 22nd in total defense (343.3 avg.). That marked an impressive incremental improvement under Odom’s watch, as Memphis ranked 117th nationally in total defense the season prior to his arrival. In his first season at Memphis, the defense improved to 50th nationally (383.6 avg.), followed by a jump to 39th in 2013 (370.7 avg.). Memphis earned a share of the 2014 American Athletic Conference title, giving them a conference championship for the first time since 1971.

“I’m tremendously honored to have this opportunity,” said Odom. “It’s something I’ve thought about for a long time as I’ve made my various stops leading up to this point. I understand the responsibility we have to not only carry on the tradition of excellence that Gary Pinkel has built here, but also to help this program reach new heights. Mizzou means the world to me and to my family, and we couldn’t be more proud and excited to be in this position.”

Odom, a Maysville, Okla., native played at Mizzou under former Coach

Larry Smith, and starred as a linebacker from 1996-99. He ended his playing career with 362 tackles, which still ranks as seventh-most in school history. Odom was a captain for his senior year of 1999, and was a key figure on the Missouri teams which reached bowl games in 1997 and 1998, ending a 14-year postseason drought for Tiger fans.

Success followed Odom’s career path at each future stop after his playing days. After earning his undergraduate degree in December of 1999, he served as an intern with Mizzou’s Tiger Scholarship Fund while he worked on his Master’s in Education from the University of Missouri (which he would earn in May of 2004). He returned to his home state of Oklahoma in July of that year to serve as an assistant football coach for his alma mater Ada High School, which finished that season as runners-up for a state title.

Odom was quickly back in his adopted hometown of Columbia, Mo., the next spring, as he took over as head coach at Rock Bridge High School. He quickly built the Bruins into a power, as they went 6-4 in 2001, and won a conference championship. He followed with an 8-4 campaign in 2002 that saw Rock Bridge reach the semifinals of the state championship playoffs.

Running a college program became a focal point next, and Odom began that path by joining the Mizzou football staff, first as an administrative graduate assistant for Pinkel in 2003. He spent the 2004 and 2005 seasons as Pinkel’s director of recruiting as the staff assembled a core group which would help lead Mizzou to consecutive Big 12 Conference North Division titles in 2007 and 2008 which consisted of 12-win and 10-win seasons, respectively.

From 2006-08, Odom helped run Pinkel’s program administratively as his director of operations. In that role, Odom oversaw coordination of the team’s budget, travel plans (including bowl trips to the Sun, Cotton and Alamo bowls during that stretch), compliance issues, facilities operations and scheduling, as well as assisting with recruiting operations and managing the day-to-day overall operations of the program.

As director of football operations, he coordinated all public relations activities and community service events that required the presence of Mizzou’s football student-athletes, and also played a key role as part of the design and planning team that oversaw the expansion and renovation of the Mizzou Athletics Training Complex, which opened in February of 2008.

Born Nov. 26, 1976, in Lawton, Okla., Odom and his wife Tritia (Tia) were married in July of 2000. Tia is a native of Kahoka, Mo., and is a graduate of MU’s College of Human Environmental Sciences. The couple has three children — sons James Trump and Garyt Robert, and daughter Anna Lockwood.

## THE ODOM FILE

### COACHING EXPERIENCE

2016-present	Head Coach, Mizzou
2015	Defensive Coordinator/Linebackers, Mizzou
2012-14	Defensive Coordinator/Linebackers, Memphis
2009-11	Safeties, Mizzou
2007-08	Assistant AD/Director of Football Operations, Mizzou
2006	Director of Football Operations, Mizzou
2004-05	Director of Football Recruiting, Mizzou
2003	Administrative Graduate Assistant, Mizzou
2001-02	Head Coach, Rock Bridge (Columbia, Mo.) High School
2000	Assistant Coach, Ada (Okla.) High School





**ANDY HILL**  
**ASSOC. HEAD COACH/WIDE RECEIVERS**  
**22nd Season**  
**Trenton, Mo.**  
**Missouri, '85**

Andy Hill has coached 21 seasons at the University of Missouri, making him the longest-tenured coach on the Tiger football staff. In fact, only one other assistant coach in MU football history ever enjoyed a longer tenure at Mizzou: Clay Cooper (29 seasons). Hill's 21st season on the MU sideline in 2016 tied him for second place on the longevity list with Chauncey Simpson.

In 2016, Hill transitioned back to coaching the wide receivers, a role that gained him well-deserved recognition from 1996-2012, coaching some of the best players in Mizzou history. He spent 2013-15 coaching Mizzou's quarterbacks, including mentoring freshman starter Drew Lock in 2015.

His return to coaching the wideouts was a rousing success, as his stable of play-makers were a key reason why Mizzou's offense was one of the nation's most improved in 2016. He oversaw the growth of junior J'Mon Moore into one of the top wideouts in the SEC, as Moore led the league with 1,012 receiving yards, turning in the eighth 1,000-yard receiving season in MU history. Hill has now coached seven of those eight 1,000-yard receiving seasons. Hill also mentored freshmen Dimetrios Mason and Johnathon Johnson, helping them develop into two of the SEC's top rookie wideouts. Mason caught 47 passes for 587 yards and three touchdowns, while Johnson added 24 catches for 435 yards and a pair of scores. Both newcomers were named to the All-SEC Freshman Team by league SEC coaches.

Regarded as one of the top recruiters in the country, Hill also has a long-standing track record of coaching success at Mizzou, as he helped develop three 1st-Team All-Americans in a span from 2007-2010 -- WR Jeremy Maclin, WR Danario Alexander and TE Michael Egnew.

Hill has coached several of the most prolific pass catchers in the nation, as well as in Mizzou history. In 2010, junior TE Michael Egnew emerged as the nation's most productive receiving tight end, as he won consensus 1st-Team All-American honors, and was a Mackey Award finalist, for a year that saw him catch 90 passes for 762 yards and five touchdowns. That was an astounding progression for Egnew, who caught a combined seven passes in his first two years as a Tiger. Another great story in 2010 was the development of sophomore WR T.J. Moe into one of the nation's most prolific receivers as well. Moe burst onto the scene by catching 92 passes for 1,045 yards and six touchdowns, a year after he caught two passes as a true freshman in 2009. Moe's play won him 2nd-Team All-Big 12 honors.

Danario Alexander's 2009 season saw him lead the NCAA in receiving (137.0 yards per game), as he shattered school records for receptions (113), receiving yards (1,781) and receiving touchdowns (14). Alexander twice won Big 12 Offensive Player of the Week honors during his incredible 2009 season -- making him the first receiver in the talent-rich tradition of the Big 12 Conference to win the honor twice in the same season. Alexander won 1st-Team All-American honors for his efforts in 2009, and he ended his career holding the MU career record for receiving yards (2,778).

The 2008 season saw Hill work to develop sophomore Jeremy Maclin into arguably the most dynamic player in the nation. Maclin set an MU single-season

record with 102 catches, 1,260 yards and 13 touchdowns receiving, and he also led the NCAA in all-purpose yardage, with his per-game average of 202.4 yards. The game-changer won consensus 1st-Team All-American honors for his play, as well as being named a finalist for the Biletnikoff Award, given annually to the nation's top receiver. Maclin chose to bypass his final two years of eligibility at Mizzou, and was taken with the 19th overall selection in the 2009 NFL Draft by the Philadelphia Eagles.

Hill's group produced in record numbers during the Tigers' 10-4 season in 2008. As a team, Mizzou's passing attack shattered school records for receptions (404), receiving yards (4,625) and receiving touchdowns (41). Mizzou's passing attack ranked 4th in the NCAA in 2008, with a per-game average of 330.36 yards.

Thanks in no small part to Hill's work with the receivers, Mizzou's offense set myriad records in 2007, as the passing attack ranked 9th in the NCAA, averaging 314.07 yards per game. Two of his pupils, senior Will Franklin and freshman Jeremy Maclin, earned all-league honors for their outstanding play in 2007, including Maclin, who was a consensus 1st-Team All-American for his exploits as both a receiver and return man, in addition to being named 1st-Team All-Big 12 and Big 12 Offensive Freshman of the Year.

Under Hill's tutelage in 2006, the Tiger receiving corps was instrumental in helping Mizzou develop into a passing attack that ranked 10th in the country, averaging 276.15 yards per game. Four Tiger wideouts had 25 or more catches, including Franklin (48), Perry (37), Brad Ekwekwu (32) and Tommy Saunders (25).

Hill helped develop Justin Gage into one of the top receivers in the Big 12 Conference and one of the premier wide outs in the country. After converting from quarterback in the spring of 2000, Gage caught 200 passes for 2,704 yards and 18 touchdowns in three seasons -- all MU career receiving records. Gage left after 2002 holding virtually every game, season and career receiving mark on the Mizzou books, and made an impact professionally, where he was the Tennessee Titans' leading receiver in 2007 and 2008.

Hill is a Mizzou grad who walked on the Tiger football team in 1980 and eventually earned a scholarship. He lettered in 1980, '81, '83 and '84 and played on Missouri teams that earned trips to the Liberty, Tangerine and Holiday Bowls. In his career, Hill caught 51 passes for 946 yards and scored seven touchdowns. As a senior, he caught 25 passes for 445 yards and three scores. Following his playing days at Missouri, he spent time in the training camps of the Kansas City Chiefs and Calgary Stampeders in 1985 and '86.

Andy and his wife, Sarah, are the parents of a daughter, Patricia Ryan, and son Andrew. He earned his Bachelor of Arts degree in economics from MU in 1985.

**THE HILL FILE**

**COACHING EXPERIENCE**

- 2016-present \_\_\_\_\_ Associate Head Coach/Wide Receivers, Mizzou
- 2013-15 \_\_\_\_\_ Associate Head Coach/Quarterbacks, Mizzou
- 2009-12 \_\_\_\_\_ Receivers, Mizzou
- 2001-08 \_\_\_\_\_ Wide Receivers, Mizzou
- 1999-2000 \_\_\_\_\_ Co-Offensive Coordinator/Wide Receivers, Mizzou
- 1996-99 \_\_\_\_\_ Wide Receivers, Mizzou
- 1994-95 \_\_\_\_\_ Head Coach, Hutchinson C.C.
- 1992-93 \_\_\_\_\_ Assistant Coach, Hutchinson C.C.
- Spring 1992 \_\_\_\_\_ Volunteer Graduate Assistant, SMU



**CORNELL FORD**  
**ASST. HEAD COACH/RUNNING BACKS**  
**17th Season**  
**Gary, Ind.**  
**Toledo, '91**

Cornell Ford is in his 17th season at Mizzou and in his second with the title of assistant head coach and Tiger running backs coach. The 2016 season saw Ford switch to the offensive staff, and his first season mentoring the backfield couldn't have gone better, as his backs were a key reason why Mizzou's offense was one of the nation's most improved units.

True freshman Damarea Crockett burst onto the scene and broke Mizzou freshman records for rushing yards in a season (1,062), and in a game (225 vs. Tennessee) while also setting MU frosh records for season touchdowns (10) and single-game touchdowns (4). Crockett's 96.5 yards-per-game average led the nation's freshmen in the regular season. He was joined by junior Ish Witter, who continued his steady improvement by rushing for a solid 750 yards and six touchdowns, while sophomore Nate Strong came on late in the year and contributed with a pair of crucial rushing touchdowns that keyed Mizzou's big comeback win over Arkansas to close out the season.

Before working with the running backs, Ford spent 12 years coaching the Tiger cornerbacks, after he focused on MU's outside safeties his first three years.

Mizzou's defense was a key to its 2014 SEC Eastern Division title run, and the pass defense supplied by Ford's secondary played a big role. His corners contributed to a defense which ranked 2nd in the SEC in pass defense (185.8 yds/game) in league games.

Mizzou's secondary was one of the most impactful in the nation in 2013, as the Tigers led the SEC and ranked 5th nationally with 20 interceptions. Ford's corners tallied nine of those picks, including five by senior E.J. Gaines, who won 1st-Team All-SEC honors.

Gaines became the highest drafted Mizzou cornerback since 1983 when he was selected in the sixth round of the 2014 NFL Draft by the St. Louis Rams.

In 2011, Ford oversaw the development of Gaines into one of the nation's top young cover men. Gaines set a Mizzou record with 16 pass break ups in his first year as a starter, and tied for 5th nationally with 18 passes defended overall (including 2 interceptions). Gaines had a solid junior season in 2012, when he made 74 tackles, and led the Tigers with 11 pass breakups.

Both of Ford's starting cornerbacks earned All-Big 12 status for three straight seasons (2008-10), including Carl Gettis and Kevin Rutland both in 2009 and 2010. The Tiger pass defense was a large reason for Mizzou's much-improved play in 2010, as MU led the Big 12 and ranked 6th nationally in scoring defense, allowing just 16.08 points per game. The Tigers also ranked 11th nationally in pass efficiency defense, with an opponent passer rating of 108.45.

Rutland's development earned him an invitation to the 2011 NFL Combine, and while he went undrafted, he was signed immediately by Jacksonville, and in the 2011 season made his first career NFL start for the Jaguars.

Both of Ford's starting cornerbacks earned All-Big 12 mention in 2008, with senior Castine Bridges and sophomore Carl Gettis winning honorable mention all-league acclaim for their play on the Tigers' 10-4 squad.

Mizzou's cornerbacks turned in a solid 2007 season overall, and were a definite reason that the Tiger defense was one of the best in the Big 12 Conference. True

freshman Carl Gettis blossomed under Ford's coaching, as he became a starter early in the year and eventually won 2nd-Team Freshman All-American honors for his play. Senior Darnell Terrell was invited to the NFL Combine in the off-season, and later signed a free-agent contract with the Cleveland Browns.

The Tiger secondary was instrumental in MU's defensive improvement in 2006, and Ford's cornerbacks were a big reason why. Led by junior Darnell Terrell, who earned honorable mention All-Big 12 honors from league coaches, the Tigers ranked 2nd in the Big 12 Conference, and 37th nationally, in pass defense, permitting 185.69 yards per game on average.

After losing his top performer from 2004 in Shirdonya Mitchell, Ford helped develop his cornerback unit into one that was dependable and steady in 2005. Mizzou ended the 2005 regular season ranking 4th in the Big 12 in pass defense, allowing an average of 212.55 yards per game.

Senior Marcus King blossomed into a big-play performer for the Tiger secondary in 2005, as he led the team with a career-high 13 passes broken up — including a record-breaking 99-yard interception return for a TD in the Independence Bowl win. King earned honorable mention All-Big 12 honors by both league coaches and media for his efforts, and he teamed with fellow senior A.J. Kincade to give the Tigers a dependable tandem. King later went on to earn a free agent contract with the NFL's Dallas Cowboys following the 2006 NFL Draft, and another Ford protégé, Calvin Washington, was invited to the rookie minicamp with Washington following the draft as well.

Just about every one of Ford's cornerbacks had career years under his coaching in 2004, and that performance was instrumental in Mizzou's substantial improvement in defense. Thanks in large part to his cornerbacks, Mizzou led the Big 12 Conference, and ranked 3rd nationally in pass defense in 2004, allowing an average of just 149.27 yards per game.

Senior Shirdonya Mitchell blossomed into a high-level cornerback in 2004 under Ford's direction, as he ranked 5th in the Big 12 Conference, and 33rd nationally, with his 4 interceptions. Mitchell earned honorable mention All-Big 12 honors for his play, in only his second year playing defense, and signed a two-year free agent deal with the Miami Dolphins following the 2005 NFL Draft.

In addition to his coaching duties, Ford has worked hard to earn a reputation as one of the most well-trusted recruiting presences in his area of St. Louis. His hard work and straightforward approach has paid off over the years, as he has successfully attracted stars such as Will Franklin, Jeremy Maclin and 2008 signee Blaine Gabbert and Wes Kemp to Mizzou. In 2009, he landed Gateway Tech superstar Sheldon Richardson, who was one of the nation's top overall prospects.

Ford holds a bachelor's degree (1991) in physical education and a master's degree (1993) in sports administration from Toledo. He and his wife, Dawn, are the parents of a son, Devin, and a daughter, Taylor.

## THE FORD FILE

### COACHING EXPERIENCE

2016-present \_\_\_\_\_ Assistant Head Coach/Running Backs, Mizzou  
 2004-15 \_\_\_\_\_ Cornerbacks, Mizzou  
 2001-03 \_\_\_\_\_ Outside Safeties, Mizzou  
 1996-2000 \_\_\_\_\_ Receivers, Toledo  
 1996 \_\_\_\_\_ Recruiting Coordinator, Toledo  
 1993-95 \_\_\_\_\_ Quarterbacks/Running Backs/Wide Receivers, Marietta College  
 1991-92 \_\_\_\_\_ Graduate Assistant, Toledo  
 1988-90 \_\_\_\_\_ Freshman Coach, Maumee (Ohio) High School



**DEMONTIE CROSS**  
**DEF. COORD./INSIDE LINEBACKERS**  
**2nd Season**  
**St. Louis, Mo.**  
**Missouri, '97**

Barry Odom added Mizzou alum and successful veteran coach DeMontie Cross to his staff as one of his first administrative moves once taking over the program. Cross serves as Mizzou's defensive coordinator and inside linebackers coach. He oversaw the entire linebacking group in 2016, but will focus on the inside backers in 2017.

His linebackers had a challenging season in 2016, as a young and inexperienced group fought through injuries and inconsistent play. Midway through the season, the Tigers lost senior captain and three-year starter at MLB Michael Scherer, to a season-ending injury. That loss impacted the Tigers the rest of the season, but Cross and his troops rallied to finish the year strong, playing their best ball late as Mizzou won two of its final three games against bowl teams Vanderbilt and Arkansas. Following the 2017 NFL Draft, senior LB Donavin Newsom signed a free agent contract with the San Francisco 49ers.

Cross came home to Mizzou after spending the previous 18 seasons with numerous programs, including 12 years with Power 5 programs and five more in the National Football League. In all, he has been part of eight bowl teams and three conference championship teams since beginning his coaching days as a graduate assistant/outside linebackers coach at Mizzou for Larry Smith (1998-99).

Cross spent the 2013-15 seasons at TCU as linebackers coach, and in 2015 he added the duties of co-defensive coordinator.

TCU opened the 2015 campaign as the only school in the nation without a linebacker who had ever made a collegiate start. When the regular season ended, Cross had coached up converted safety Travin Howard to All-Big 12 recognition, while former high school quarterback Ty Summers was named the Walter Camp National Defensive Player of the Week after his 23 tackles in a win over Baylor. Summers also received honorable-mention Big 12 Defensive Freshman of the Year accolades, as the Horned Frogs' defensive unit led the Big 12 and ranked 7th nationally in third-down defense, allowing opponents a conversion rate of only 28.0% on the season.

In the 2014 season, Cross' pupil Paul Dawson won Big 12 Defensive Player of the Year and consensus first-team All-America honors. Dawson was the only player in the nation with at least 100 tackles, six sacks and four interceptions. Dawson was a third-round draft pick of the Cincinnati Bengals.

Prior to TCU, Cross spent one year each as linebackers coach at Kansas (2012) and as special teams coordinator/safeties coach at Wisconsin (2011), the latter which featured an 11-3 season and Big Ten Conference title and Rose Bowl appearance for the Badgers, who finished that season ranked 10th nationally in the final polls.

Odom and Cross were teammates for one year at Mizzou, when Cross was a senior free safety and Odom a true freshman linebacker in 1996.

"I'm so excited to have this opportunity to work with Coach Odom and contribute to a place that has given me so much," said Cross. "Mizzou is in my blood, it's the place that made me the man and the coach that I am today.

It's also a dream come true for me to work alongside a guy I've known for so long. Coach Odom and I have had a strong bond on and off the field, and I'm excited to come in and support him and his vision in every aspect imaginable. I'm honored he's put his trust in me this way. Mizzou has already established a good reputation on defense, so all I'm looking to do is come in and put my own twist to it and try to make it even better. My players will know that a sense of urgency, attention to detail, and playing with enthusiasm and energy are the things that are most important to me. I think people enjoy watching a defense that plays that way," he said.

Cross spent five seasons (2006-10) in various positions with the NFL's Buffalo Bills. He joined the Bills as a defensive staff/special teams assistant in 2006 and was then promoted to assistant linebackers coach/special teams for three seasons, after which he was promoted again in 2010, taking over as the Bills' inside linebackers coach.

He made the jump to the NFL after spending the 2001-05 seasons as Iowa State's outside linebackers coach and special teams coordinator. Cross' unit was a major contributor to the Cyclones' record-setting defenses and four bowl game appearances during his stint. He helped develop Jeremy Loyd into an All-Big 12 performer and future St. Louis Ram.

Cross spent the 2000 season coaching a defensive backfield at Sam Houston State that ranked second nationally in the FCS. The Bearkats' pass defense was led by free safety Keith Davis, who was the Southland Conference Defensive Player of the Year. Davis went on to play six seasons and start 31 games for the Dallas Cowboys.

A St. Louis, Mo. native and 1997 Missouri graduate with a degree in business management, Cross was a standout safety for the Tigers from 1994-96. Despite playing at MU for just three years, Cross ended his career holding the school record with 415 career tackles (he now stands second on the list) after leading MU in stops as a junior (145) and senior (132). He was a second-team all-conference selection in both the Big Eight (1995) and the Big 12 (1996) conferences.

Cross enjoyed a standout prep football career at Hazelwood East High School in St. Louis, and initially attended Illinois on a football scholarship before transferring to Mizzou. Cross is married to Jessica and he has three daughters: Jadyn, Sheridan and Olivia.

**THE CROSS FILE**

**COACHING EXPERIENCE**

2017	_____	Defensive Coordinator/Inside Linebackers, Mizzou
2016	_____	Defensive Coordinator/Linebackers, Mizzou
2015	_____	Co-Defensive Coordinator/Linebacker, TCU
2013-14	_____	Linebackers, TCU
2012	_____	Linebackers, Kansas
2011	_____	Secondary/Special Teams, Wisconsin
2010	_____	Inside Linebackers, Buffalo Bills
2007-09	_____	Special Teams/Assistant Linebackers, Buffalo Bills
2006	_____	Defense & Special Teams Assistant, Buffalo Bills
2001-05	_____	Outside Linebackers/Special Teams, Iowa State
2000	_____	Secondary, Sam Houston State
1998-99	_____	Graduate Assistant/Outside Linebackers, Mizzou
1997	_____	Administrative Graduate Assistant, Mizzou



**JOSH HEUPEL**  
**OFF. COORD./QUARTERBACKS**  
**2nd Season**  
**Aberdeen, S.D.**  
**Oklahoma, '01**

The first hire made by Barry Odom after taking over as Mizzou's 32nd head coach was Offensive Coordinator/Quarterbacks Coach Josh Heupel. The move paid immediate dividends for Odom's program, as Heupel transformed Mizzou's offense in short time into arguably the nation's most improved attack a year ago.

The improvement Mizzou saw on offense under Heupel's direction was eye-popping in 2016. Mizzou led the SEC and ranked 13th nationally in total offense last year (500.5 ypg), a year after Mizzou ranked 124th in 2015 (280.9 ypg). Other huge statistical spikes of improvement came in passing offense (20th nationally in 2016; Mizzou was 113th in 2015), rushing offense (38th in 2016; 119th in 2015) and scoring (48th in 2016; 126th in 2015).

Additionally, Heupel oversaw the continued development of sophomore QB Drew Lock into one of the SEC's top signal callers. In only his first full year as a starter, Lock took to Heupel's comprehensive coaching and blossomed into a 3,000-yard passer. Lock led the SEC with his 283.2 yards per game average, and finished with 3,399 yards and 23 touchdowns.

Heupel brought with him to Mizzou an impressive track record of success, including four national championship game appearances, seven BCS bowl games and coaching oversight of two Heisman Trophy winning quarterbacks. Including the 2016 at Mizzou, he has 14 years of coaching and recruiting experience at the highest level, including the last six seasons as offensive coordinator and play caller at Mizzou, Oklahoma and Utah State. Heupel finished his first season as assistant head coach/offensive coordinator/quarterbacks coach in 2015 with Utah State.

Heupel has been part of 13 bowl games and six conference championship teams since beginning his coaching career in 2003, including 11 seasons on staff at his alma mater Oklahoma (2003-04, 2006-14). During his coaching tenure at OU, the Sooners played in three national championship games (2003, 2004 and 2008 seasons), and Heupel helped mentor two Heisman Trophy winning quarterbacks in Jason White (2003) and Sam Bradford (2008), while a third, Landry Jones, won the Sammy Baugh Award in 2010 as the nation's top passer. Heupel's name also carries a lot of clout in recruiting circles due to his prowess as a quarterback during his playing days, when he led Oklahoma to the BCS National Championship in 2000, while finishing as the Heisman runner-up that season.

Utah State reached a bowl game in 2015 despite losing all-star quarterback Chuckie Keeton to a season-ending knee injury after just three games. Despite that loss, Heupel's Aggie offense improved to 60th nationally in scoring (29.7 ppg), up from 81st in 2014, prior to his arrival there.

In his final season at Oklahoma, the Sooner offense led the nation in fewest sacks allowed (0.69 pg), and led the Big 12 and ranked 10th nationally by averaging 261.2 rushing yards per game, which was the best output by OU since 1991. OU also ranked third in the Big 12 and 20th in the nation in scoring (36.4 ppg), and fifth in the Big 12 and 23rd nationally in total offense (464.7 ypg).

With Heupel calling the signals of a balanced Oklahoma offensive attack in

2013, the Sooners led the Big 12 by averaging 223.9 rushing yards and 423.0 yards of total offense. Despite three different quarterbacks seeing action over the course of the season, the Sooners registered an 11-2 campaign, culminating with a 45-31 win against Alabama in the Sugar Bowl.

In 2012, Oklahoma ranked fifth in the nation in passing (336.5 ypg) and 12th in total offense (497.9 ypg) as Jones became the Big 12's all-time leader in passing yards and total offense. Jones also finished his career third all-time in passing yards (16,646) and fifth all-time in touchdowns (123) in FBS history.

In 2011, Heupel's unit finished fourth nationally in both total offense (512.3 ypg) and passing offense (349.4 ypg). Jones ranked third in the nation in total offense that year after finishing second in the nation in passing yards in 2010 when he won the Sammy Baugh Award as the nation's top passer. Jones led all FBS freshmen with 26 touchdowns after Bradford was lost to injury in the 2009 season opener.

In 2008, Heupel tutored Bradford, who won the Heisman Trophy, Davey O'Brien and Sammy Baugh Awards, after throwing for 4,720 yards and 50 touchdowns with just eight interceptions and leading the nation in passing efficiency.

He began his coaching career as a graduate assistant at Oklahoma as he helped the Sooners to the 2004 (Sugar Bowl) and 2005 (Orange Bowl) national championship games. A native of Aberdeen, S.D., Heupel began his collegiate playing career at Weber State where he played in four games as a redshirt freshman in 1997. He then spent his sophomore season at Snow College in Ephraim, Utah, where he earned All-American honors as he passed for 2,308 yards and 28 touchdowns.

Heupel then transferred to Oklahoma for his final two seasons, and he was the runner-up for the Heisman Trophy as a senior in 2000 while leading the Sooners to an undefeated regular season and a national championship victory against Florida State in the 2001 Orange Bowl. As a senior, Heupel was named the Associated Press Player of the Year, the Walter Camp Award winner, the Archie Griffin Award winner and a consensus All-American. Overall, Heupel was OU's first consensus All-America quarterback and first Oklahoma quarterback since 1971 to earn All-America honors.

During his two years at Oklahoma, Heupel posted a 20-5 record as the starting quarterback as he passed for 7,456 yards with 53 touchdowns. Overall, Heupel still ranks among the top three quarterbacks all-time in school history in passing yards (7,456), completions (654) and touchdowns passes (53) despite playing just two seasons.

Following his collegiate career, Heupel was drafted in the sixth round of the 2001 NFL Draft by the Miami Dolphins.

Heupel earned his bachelor's degree in business marketing from Oklahoma in 2001. Heupel and his wife, Dawn, have one daughter, Hannah (8), and one son, Jace (6).

## THE HEUPEL FILE

### COACHING EXPERIENCE

2016-present	_____	Offensive Coordinator/Quarterbacks, Mizzou
2015	_____	Offensive Coordinator/Quarterbacks, Utah State
2011-14	_____	Co-Offensive Coordinator/Quarterbacks, Oklahoma
2006-10	_____	Quarterbacks, Oklahoma
2005	_____	Tight Ends, Arizona
2003-04	_____	Graduate Assistant, Oklahoma





**RYAN WALTERS**  
**CO-DEF. COORD./SECONDARY**  
**3rd Season**  
**Los Angeles, Calif.**  
**Colorado, '08**

In his third year with the Mizzou coaching staff is Ryan Walters, who came to MU with Barry Odom in February of 2015 when Odom was announced as the defensive coordinator. When he was named Mizzou's head coach, Odom kept Walters on board to continue coaching the Tiger safeties. Thanks to his outstanding work on the field, as well as in recruiting circles, Odom named Walters Co-Defensive Coordinator prior to the 2016 season, and now in 2017, Walters will coach the entire secondary, as he brings the cornerbacks into his position room.

Walters was a key factor in Mizzou's 2015 defense that finished in the top 10 nationally in total defense, scoring defense and pass defense. He also developed senior Ian Simon and sophomore Anthony Sherrills into two of the top safeties in the SEC in 2015.

Walters came to Mizzou after spending the 2014 season as cornerbacks coach at Memphis, where he worked with Odom. At Memphis, the pair oversaw a defense that was among the most improved in the nation. Memphis went 10-3 in 2014, thanks in large part to its defense which ranked fifth nationally in points allowed (17.1 ppg) and 22nd in total defense (343.3 ypg) in the regular season.

Walters, a Los Angeles, Calif. native, played collegiately at Colorado, where he was a standout safety for the Buffaloes (2004-08). He began his coaching career as a student assistant at Colorado working with the secondary in 2009, and then spent two years on staff at Arizona, where he was a graduate assistant in 2010, before being promoted to defensive backs coach for the 2011 season.

From there, Walters moved to the Oklahoma staff as a graduate assistant cornerbacks coach in 2012, as the Sooners went 10-3 and played in the 2013 Cotton Bowl. He moved to North Texas for the 2013 season, where he coached corners and helped lead UNT to a 9-4 record in its first year in Conference USA and a win in the 2013 Heart of Dallas Bowl. The Mean Green defense that season ranked fourth in the nation in turnovers gained (34), eighth in points allowed (17.8 ppg), 13th in interceptions (18) and 17th in total defense (348.3 ypg).

"I'm really pleased that we are able to attract someone of Ryan's caliber to join our team," said Odom. "I've known him for a while now, and had the chance to work together last year and he made a big impression on me. He's a loyal and tireless worker who I see as a great technician and fundamentals coach. He was very sought after this past season, so we're excited to recruit him to Mizzou."

Odom first met Walters as part of a trip the Mizzou coaching staff took to Arizona to share best practices in 2010, and recruited Walters on the staff at Memphis when he had an opening for the 2014 season.

As a player, Walters had a standout career at Colorado as a safety. He started in 33 games and played in 46 contests for the Buffaloes. He earned honorable mention All-Big 12 honors from the Associated Press and first-team All-Colorado honors from the state's National Football Foundation his senior year.

A team captain for the Buffaloes in 2008, Walters was also picked by his

teammates the team's MVP. He had 87 tackles, two sacks, seven pass deflections, three fumble recoveries and two interceptions his senior year. His 20 career passes defended rate No. 15 in Colorado history and his 223 career tackles were No. 45 all-time.

During his playing time, the Buffaloes played in the Houston Bowl, Champ Sports Bowl and Independence Bowl.

Walters earned his degree in history from Colorado in December, 2008 with dual majors in History and Ethnic Studies. Walters and his wife Tara have a son, Aaron.

**THE WALTERS FILE**

**COACHING EXPERIENCE**

2017-present \_\_\_\_\_ Co-Defensive Coordinator/Secondary, Mizzou  
 2016 \_\_\_\_\_ Co-Defensive Coordinator/Safeties, Mizzou  
 2015 \_\_\_\_\_ Safeties, Mizzou  
 2014 \_\_\_\_\_ Cornerbacks, Memphis  
 2013 \_\_\_\_\_ Cornerbacks, North Texas  
 2012 \_\_\_\_\_ Graduate Assistant/Cornerbacks, Oklahoma  
 2011 \_\_\_\_\_ Defensive Backs, Arizona  
 2010 \_\_\_\_\_ Graduate Assistant, Arizona  
 2009 \_\_\_\_\_ Student Assistant/Secondary, Colorado



**GLEN ELARBEE**  
**OFFENSIVE LINE**  
**2nd Season**  
**Carrollton, Ga.**  
**Middle Tennessee, '03**

In his second year with Barry Odom's program is Offensive Line Coach Glen Elarbee. In his first year with Mizzou, Elarbee proved that he is undoubtedly one of the nation's top line coaches, as he took the nation's youngest and most inexperienced group (with just three combined career returning games started from 2015) and molded them into one of the most improved lines around.

In 2016, the improvement Mizzou saw on offense with Elarbee's help was eye-popping. Mizzou led the SEC and ranked 13th nationally in total offense last year (500.5 ypg), a year after Mizzou ranked 124th in 2015 (280.9 ypg). Other huge statistical spikes of improvement came in passing offense (20th nationally in 2016; Mizzou was 113th in 2015), rushing offense (38th in 2016; 119th in 2015) and scoring (48th in 2016; 126th in 2015). His line finished first in the nation in tackles for loss allowed (2.92), the lowest in the nation for any team since at least 2005, a remarkable note considering Mizzou ranked 15th nationally in plays. Elarbee's offensive line group also led the SEC in fewest sacks allowed (16th nationally).

Prior to joining Mizzou, Elarbee coached successful offensive lines for the previous six seasons at several programs, including the last two while also serving as co-offensive coordinator at Arkansas State. In 2015, the Red Wolves went a perfect 8-0 in Sun Belt Conference play to win the league championship and earn a bid to the New Orleans Bowl, thanks largely to an offensive line which paved the way as ASU ranked 12th nationally in scoring offense (40.0



avg.) and 15th in the nation in rushing (231.3 ypg).

Two of his pupils at ASU earned first-team All-Sun Belt honors (T Jemar Clark and G Colton Jackson), while a third (C Robert Mondie) was a third-team all-league pick. In all, the Arkansas State offense averaged just under 440 yards per game of total offense this past season, which ranked 37th nationally. Details of Elarbee's contract will be released once fully executed, along with the completion of human resources procedures.

Odom faced off against Elarbee in the 2015 season, when Mizzou won at Arkansas State. The two also matched wits in 2012 and 2013 when Odom was at Memphis, and while Elarbee was at Middle Tennessee (2012) and Houston (2013).

Despite having to replace four starters in 2014, Elarbee's first season at A-State saw his offensive line pave the way for a school-record 6,194 yards of total offense, averaging 476 yards per game that ranked 20th in the nation. He quickly molded the group into a unit that produced record-breaking results as ASU established new school standards for points (477) and touchdowns (65). The Red Wolves' offense ranked among the top 25 teams in the nation in numerous statistical categories while working behind the line, including scoring offense (No. 18), total offense and rushing offense (No. 25).

Behind Elarbee's line, which included just two senior starters, A-State recorded at least 300 yards in every game, over 400 in nine contests and at least 500 in five outings. The Red Wolves exploded for a school and Sun Belt Conference record 764 yards total offense in their regular-season finale against New Mexico State, which was also the seventh most in the nation for a single game.

Prior to A-State, Elarbee most recently spent the 2013 season as the offensive line coach for the University of Houston, helping lead the Cougars to an 8-5 record and an appearance in the BBVA Compass Bowl. Elarbee was part of the offensive staff that helped the Cougars average 420 yards of total offense, including 280 passing yards per game that ranked 26th in the nation. Houston also ranked 38th in the nation scoring offense with 33.2 points per game.

His lone season at Houston saw him tutor starting left tackle DeAnthony Sims, who earned all-league recognition from the American Athletic Conference after playing a total of 899 offensive snaps with 36 knockdown blocks. Sims was part of an offense that ranked second in the AAC in scoring and fourth in sacks allowed.

Elarbee served as Middle Tennessee's offensive line coach in 2012 before joining the Houston staff. The Blue Raiders' offensive line ranked second nationally in fewest sacks allowed under Elarbee, giving up just seven on 344 pass attempts. The group, which included All-Sun Belt performer Micah James, also helped lead the way for three different 100-yard rushers.

Prior to his time at MTSU, Elarbee spent two seasons at West Georgia, first as the offensive line coach in 2010 before being elevated to offensive coordinator in 2011. At UWG, wide receiver and return specialist Denarius Appling earned All-America honors in 2011 and was one of three offensive players to receive all-conference honors. The 2010 season saw offensive tackle Brandon White named the Gulf South Conference Freshman of the Year.

The Carrollton, Ga., native has additional experience coaching in bowl games as he spent the 2008 and 2009 seasons as an offensive graduate assistant at Oklahoma State and the 2007 campaign in the same role on the staff of an LSU team that captured the BCS National Championship. The 2008 Oklahoma State offense ranked among the top 10 teams nationally in rushing, total offense, scoring and pass efficiency while the 2007 LSU squad scored at least 40

points in seven games.

Elarbee spent the 2006 season as the offensive line coach at East Central Community College in Decatur, Miss., after a year as Middle Tennessee's tight ends coach in 2005. Elarbee began his coaching career as a graduate assistant for his alma mater MTSU in the 2003 and 2004 seasons, when he worked alongside current Arkansas State Head Coach Blake Anderson, who served as the Blue Raiders co-offensive coordinator at the time.

As a collegiate offensive lineman, Elarbee played in 35 career games at Middle Tennessee, starting his final 23, and earned all-conference honors as a junior and senior. A four-year letterman, Elarbee was a member of the program's first Sun Belt Conference championship team in 2001. He had 91 knockdowns on 735 snaps as a senior.

Elarbee earned his bachelor's degree from Middle Tennessee State University in 2002. He and his wife, Holly, have one son, Griffin.

## THE ELARBEE FILE

### COACHING EXPERIENCE

2016-present \_\_\_\_\_ Offensive Line, Mizzou  
 2014-15 \_\_\_\_\_ Co-Offensive Coordinator, Arkansas State  
 2013 \_\_\_\_\_ Offensive Line, Houston  
 2012 \_\_\_\_\_ Offensive Line, Middle Tennessee  
 2011 \_\_\_\_\_ Offensive Coordinator/Offensive Line, West Georgia  
 2010 \_\_\_\_\_ Offensive Line, West Georgia  
 2008-09 \_\_\_\_\_ Offensive Graduate Assistant, Oklahoma State  
 2007 \_\_\_\_\_ Offensive Graduate Assistant, LSU  
 2006 \_\_\_\_\_ Offensive Line/Recruiting Coordinator, East Central Community College  
 2005 \_\_\_\_\_ Tight Ends, Middle Tennessee  
 2003-04 \_\_\_\_\_ Offensive Graduate Assistant, Middle Tennessee



**JOE JON FINLEY**  
**TIGHT ENDS**  
**2nd Season**  
**Arlington, Texas**  
**Oklahoma, '08**

One of the top young position coaches in the country is second-year Mizzou Tight Ends Coach Joe Jon Finley. Finley joined Barry Odom's first staff at Mizzou prior to the 2016 season, and his tight ends played a vital role in MU's offense becoming one of the most improved in the nation.

Senior Sean Culklin enjoyed a career year in 2016, as he had career-bests in receptions (24), and yardage (282), while he and fellow tight ends Kendall Blanton (Soph.), Jason Reese (Junior) and Tyler Hanneke (Senior) also all contributed heavily in Mizzou's much-improved run game. Following the 2017 NFL Draft, Culklin signed a free agent contract with the Los Angeles Chargers.

Finley coaches a position in which he was an all-conference performer in his playing days for the Oklahoma Sooners and has helped coach for several seasons at the Power Five level. He spent the 2015 season on the coaching staff at Baylor, where he worked extensively with the tight ends as an offensive quality control specialist.

In that 2015 season, the Baylor offense was among the most potent in

the nation, as the Bears led the country in both total offense (616 ypg) and scoring (48.1 ppg), while ranking in the top-25 nationally in numerous other categories, just a few of which included rushing (2nd — 327 ypg), passing efficiency (3rd — 171 rating), fewest sacks allowed (15th — 1.1 per game), 3rd down percentage (16th — 46.7%) and passing yardage (24th — 290 ypg).

“Joe Jon brings great energy and enthusiasm to our program, he is a winner who has proven himself in a short time to be a valuable asset offensively in run game organization, concepts and teaching,” said Odom. “He has great experience working with the tight end position at a couple of very successful programs, and he’s gone from playing that position at a very high level to carrying that over into coaching. I’m excited about his experience with tempo, as well as his deep ties with recruiting in Texas, where both his father and brother have been high school coaches. His knowledge of that area, as well as his prior relationships with our staff make him a great fit for what we’re looking for,” he said.

Finley has ties to two members of Odom’s new staff at Mizzou, as his time at Oklahoma as a player (2003-07) and staff member (2012-13) overlapped with current MU offensive coordinator/quarterbacks coach Josh Heupel (coached at OU from 2003-04, 2006-14), and current MU safeties coach Ryan Walters (coached at OU in 2012).

Following his playing career at Oklahoma, Finley spent parts of five seasons with the San Francisco 49ers (2008-10 practice squad), Detroit Lions (2010-11) and Carolina Panthers (2012 training camp). He was activated to the 53-man roster for the Lions during the 2011 season. After being released from the Lions in 2011, he started his coaching career at Los Fresnos (Texas) High School, where he assisted with the offensive line under head coach and older brother Clint. After spending time in training camp in 2012 with the Carolina Panthers, Finley got back into the coaching side, as he became an offensive graduate assistant (quality control) for his alma mater Oklahoma.

At OU, he assisted the tight ends/tackles coach in every facet of the job, and assisted in game planning for Heupel as the Sooners posted a 10-3 record, shared the Big 12 title and earned a berth in the Cotton Bowl as part of the 2012 season. Oklahoma followed with an 11-2 season in 2013, which included a 45-31 win over #3 Alabama to cap the season in the 2014 Sugar Bowl. He spent the 2014 season back at Los Fresnos High School, before joining Baylor for the 2015 campaign. Los Fresnos reached the third round of the state playoffs in 2014, marking the deepest post-season run in school history.

Finley was a standout tight end at Oklahoma, where he was a four-year letterman for the Sooners, and part of three Big 12 championship squads (2004, 2006 and 2007). He totaled 775 yards and 10 touchdowns on 62 career receptions in 50 games. He captained OU’s 2007 Big 12 championship team which finished ranked 8th nationally, and was on the 2004 Big 12 title squad that played in the BCS Championship Game. He earned All-Big 12 honorable mention acclaim as both a junior and senior, and went on to earn a Bachelor of Arts degree from OU in 2008.

Finley played high school football at Arlington (Texas) High School under his father, Mickey, from 1999 to 2002, where, as a senior quarterback, he threw for 1,626 yards and 12 touchdowns and ran for 897 yards and nine touchdowns as a senior. Finley and his wife, Caylee, are the parents of two children, daughter Blakely and son Knox.

THE FINLEY FILE

COACHING EXPERIENCE

2016-present \_\_\_\_\_ Tight Ends, Mizzou  
 2015 \_\_\_ Asst. Director of Football Operations/Offensive Quality Control, Baylor  
 2014 \_\_\_ Offensive Line/Strength & Conditioning Coord., Los Fresnos (TX) HS  
 2012-13 \_\_\_\_\_ Offensive Graduate Assistant, Oklahoma  
 2011 \_\_\_\_\_ Offensive Line, Los Fresnos (TX) High School

**BRICK HALEY**  
**DEFENSIVE LINE**  
**1st Season**  
**Gadsden, Ala.**  
**Alabama A&M, '88**

University of Missouri Head Football Coach Barry Odom added longtime defensive line coach and Southeastern Conference veteran Brick Haley to his coaching staff following the 2016 season. Haley serves as Mizzou’s defensive line coach, a position he has coached with great success for 19 years overall, including the last 13 straight. In all, Haley — an outstanding recruiter and developer of talent — has logged 26 years as a full-time defensive coach, including three as defensive coordinator, and two as an assistant in the National Football League.

Haley comes to Mizzou after spending the past two seasons at Texas, where he coached the Longhorn defensive line. In 2016, Texas’ defense led the Big 12 Conference in both quarterback sacks (3.42 per game) and tackles for loss (7.6 per game), while ranking 5th and 16th nationally in those categories, respectively. In 2015, Texas ranked fifth in the NCAA in sacks. Prior to his time in Austin, Haley was at LSU for six seasons (2009-14), where he perennially directed one of the nation’s most disruptive defensive fronts. At LSU, he coached 10 defensive linemen who were selected in the NFL Draft, including a pair of first-round picks in DT Michael Brockers (No. 12 overall in 2012) and DE Barkevious Mingo (No. 6 overall in 2013). Haley’s line was key reason why the Tigers went 13-0 in the 2011 regular season and reached the 2012 BCS Championship Game.

“I’m very excited to have the opportunity to work with Brick Haley, I have had tremendous respect for him over the years,” said Odom. “He will be a great mentor and teacher for our student-athletes and will bring leadership and coaching qualities that will make Mizzou Football better in every way. I’m excited to welcome Brick, Tina and the kids to the Mizzou Family!” said Odom.

“I’m very pleased and really excited to be joining Coach Odom’s program,” said Haley. “We haven’t worked together, but I’m very aware of him and the reputation he has in the coaching profession. I look at this as an unbelievable opportunity to work with someone who has such an impressive passion and work ethic. It didn’t take me long in our conversations to know that Coach Odom is the right guy and someone you want to work with. I believe that Mizzou is a place where the sky is the limit, and I’m looking forward to being part of the program,” he said.

Haley joined LSU in the spring of 2009 after spending two years as defensive line coach with the NFL’s Chicago Bears. In Chicago, Haley coached a line that helped the Bears rank fifth in the league in fewest rushing yards allowed in 2008. The Bears finished sixth in the NFL in sacks in 2007, with DE Tommie

Harris earning a spot in the Pro Bowl.

Prior to his stop in the NFL, Haley spent three years (2004-06) as the defensive line coach at Mississippi State. He helped improve a Bulldogs defense that finished 41st in the nation in 2006 after finishing 113th a year before his arrival. Defensive end Titus Brown developed into a second-team All-SEC selection after leading the team and ranking fifth in the conference in sacks in 2006.

In 2005, Haley coached the SEC leader in sacks (third in NCAA) and tackles for loss (fourth in NCAA) in Willie Evans, who went on to spend four years in the NFL.

Before arriving at Mississippi State, Haley coached linebackers for two years (2002-2003) at Georgia Tech, where he helped the Yellow Jackets to a pair of bowl games. In 2003, he coached a first-team All-ACC performer after Tech's trio of starting linebackers finished the 2002 season as the team's top three tacklers.

Previously, Haley was the defensive coordinator and linebackers coach at Baylor (1999-2001) after coaching outside linebackers for one season each at Clemson (1998) and Houston (1997). The defensive line coach at Troy State from 1994-96, he was promoted to defensive coordinator following the 1996 campaign before leaving for Houston. Haley coached the defensive line at Austin Peay from 1991-93 after starting his college coaching career as a graduate assistant at Arkansas in 1990. His first coaching job was at Enterprise (Ala.) High School in 1989.

A native of Gadsden, Ala., Haley attended Alabama A&M, where he was a standout linebacker from 1984-88. He received Alabama A&M's Inspiration Award in 1987 and was named the team's Most Valuable Player in 1988. In 2005, Haley was inducted into A&M's Athletic Hall of Fame.

Off the field, Haley is passionate about raising awareness for autism, and he hosts a golf tournament each year with proceeds going to his foundation: Brick Road to Success. He and his wife, Tina, have three sons: Adrian, A.J. and Jeremy.

## THE HALEY FILE

### COACHING EXPERIENCE

2017-present	Defensive Line, Mizzou
2015-16	Defensive Line, Texas
2009-14	Defensive Line, LSU
2007-08	Defensive Line, Chicago Bears
2004-06	Defensive Line, Mississippi State
2002-03	Linebackers, Georgia Tech
1999-2001	Defensive Coordinator/Linebackers, Baylor
1998	Outside Linebackers, Clemson
1997	Outside Linebackers, Houston
1994-96	Defensive Line, Troy State
1991-93	Defensive Line, Austin Peay
1990	Graduate Assistant, Arkansas
1989	Enterprise (AL) High School

## BRIAN ODOM

### OUTSIDE LINEBACKERS

1st Season

Ada, Okla.

Southeastern Oklahoma, '04

Brian Odom, who is in his first season as outside linebackers coach for Mizzou, is actually in his second tour of duty with the Tigers. He began his career in athletics as an administrative and defensive graduate assistant coach on Gary Pinkel's staff in 2005. He comes to Mizzou from Washington State, where he was the defensive quality control assistant for the 2015 and 2016 seasons. At WSU, Brian was instrumental in the Cougars' defensive turnaround, working under Defensive Coordinator and former Mizzou assistant coach Alex Grinch.

Prior to Washington State, Brian spent three years running the football strength and conditioning program at the University of Houston (2012-14), after spending seven years working with the football performance program at the University of Arizona (2005-11). Additionally, for five seasons (2006-10), he assisted UA's football operations director by coordinating advance travel arrangements for all away games.

"I am extremely grateful this opportunity, and I'd like to thank Coach Odom and his staff and Director of Athletics Jim Sterk for giving me the opportunity to come back to Mizzou," said Brian Odom. "I'm excited to get my family back to the great town of Columbia and be part of a school that I've followed closely for over 20 years now. I'm really excited about the future of the program and it's an honor to coach in such a prestigious league as the SEC and represent the state of Missouri. I'm looking forward to doing great things with this outstanding staff," he said.

Brian joined Grinch's defensive staff prior to the 2015 season, a year after the Cougars went just 3-9 overall and ranked 97th or worse out of 124 FBS schools in six different major statistical categories. In the short span of two seasons, the Wazzu defense went from dead last in the NCAA in 2014 in turnovers gained (eight) to 34th in 2015 (24) and 38th in 2016 (23). They also went from allowing 38.6 points per game in 2014 (ranking 114th in the NCAA) to allowing 26.4 points in 2016 (ranking 50th). The Cougars were just 3-9 in 2014, but strung together 9-4 and 8-5 seasons, respectively, in 2015 and 2016, while playing in bowl games in consecutive seasons (2015 Sun Bowl, 2016 Holiday Bowl) for only the third time in school history.

Following his time at Mizzou, Brian joined the Arizona athletic performance staff in July of 2005 and immediately assisted with football, as well as with other UA programs. He was promoted to associate director in January of 2007, and worked with football before running his own football strength program under coach Tony Levine at Houston from 2012-14. His work with the football teams helped lead to five bowl game appearances, including three at Arizona and two at Houston.

An all-state prep running back in his hometown of Ada, Okla., Brian was named the Oklahoma High School Player of the Year in 1999 by the Tulsa World. He attended Oklahoma for two years, and was a redshirt on OU's 2000 national championship team. That same year, he won the team's Iron Man Award for his performance in the weight room. He lettered for the Sooners in

2001 on special teams, and then transferred to Southeastern Oklahoma State, where he was a three-year starter at tailback (2002-04), earning first-team Lone Star All-Conference honors as a senior in 2004. He earned his bachelor's degree from SEO in December of 2004.

Brian and his wife, Mackenzie, have a son, Benjamin (7).

**THE ODOM FILE**

**COACHING EXPERIENCE**

- 2017-present \_\_\_\_\_ Outside Linebackers, Mizzou
- 2015-16 \_\_\_\_\_ Defensive Quality Control, Washington State
- 2012-14 \_\_\_\_\_ Co-Director of Sports Performance, Houston
- 2007-11 \_\_\_\_\_ Associate Director of Performance Enhancement, Arizona
- 2005-06 \_\_\_\_\_ Assistant Director of Performance Enhancement, Arizona
- 2005 (Jan.-July) \_\_\_\_\_ Administrative & Defensive Graduate Assistant, Mizzou



**ROHRK CUTCHLOW**  
**DIRECTOR OF ATHLETIC PERFORMANCE**  
 2nd Season  
 Littleport, Iowa  
 Memphis, '98

One of the most vital staff hires early in Head Coach Barry Odom's tenure was that of Rohrk Cutchlow (pronounced ROAR-k) to join his new staff at Mizzou as Director of Athletic Performance. Now entering his second year at Mizzou, Cutchlow oversees all aspects of the Mizzou Football strength and conditioning program.

Cutchlow is an 18-year veteran of the athletic performance industry, and he's regarded as one of the top coaches in the trade. For the past 13 years, he's directed athletic performance for football programs, including four at his alma mater Memphis, where he played a big role in Memphis developing into one of the top programs in the American Conference. The Tigers won the AAC and finished 10-3 overall in 2014, and followed up with another strong 9-4 season in 2015, spending much of the season ranked in the top-25. During his time with Memphis, Cutchlow aided in the development of Memphis quarterback Paxton Lynch, a Johnny Unitas Golden Arm Award finalist and projected first-round NFL draft pick.

Prior to Memphis, Cutchlow served the 2011 football season as the director of strength and conditioning at Tulsa, where he oversaw a program that won eight games and played in the Armed Forces Bowl. Before that, Cutchlow directed football strength and conditioning at Illinois State for seven seasons (Nov. 2003-Feb. 2011). He served as the Redbirds' strength and conditioning coordinator his first three football seasons (2004-06), before being promoted to assistant athletic director for sports performance (July 2007). During his career, Cutchlow has worked with over 25 players who have gone on to sign NFL contracts, multiple Big 12 Championship teams, 15 All-Americans and an Olympic Gold Medalist. He was one of five finalists for the National Strength and Conditioning Association (NSCA) College Strength and Conditioning Coach of the Year in 2006.

From 2001-03, Cutchlow was the head strength and conditioning coach for Olympic sports at Iowa State, where he directed programs for 17 sports, including

men's basketball and wrestling. In 2001, Cutchlow earned his master's degree in higher education administration from Iowa State.

A native of Littleport, Iowa, Cutchlow attended and played baseball at Memphis, where he was a three-year letter winner and a two-year starter at catcher for the Tigers from 1996-98. He graduated with a bachelor's degree in education, with an emphasis on exercise and sports science. He then pursued a professional baseball career, where he started at catcher for two years, one each for the Dubois County Dragons (1998) and the Evansville Otters (1999) of the Frontier League. He later would go on to serve two seasons (2002-03) as the strength and conditioning coach for the Chicago Cubs Triple-A affiliate, the Iowa Cubs.

A Certified Strength and Conditioning Specialist (CSCS) through the NSCA, Cutchlow holds additional Level I certification from USA Weightlifting and Functional Movement Systems (FMS). He is also a member of the National Association for Coaching Equity and Development.

Cutchlow and his family reside in Columbia.



**MIKE MCHUGH**  
**DIRECTOR OF FOOTBALL OPERATIONS**  
 2nd Season  
 Boyertown, Pa.  
 Findlay, '83

In his second year after returning to the school where he got his first Director of Operations position is Mike McHugh, who serves in the same role for Head Coach Barry Odom. McHugh was the first-ever Director of Football Ops at Mizzou, when the position was created for him in 1994, under former Coach Larry Smith. Since then, McHugh has turned in over 23 years of experience in the crucial role of ops director at the Power Five Level.

In the role, McHugh is involved in a wide variety of important administrative duties that support the Tiger program. Some of the many duties are related to overseeing the coordination of all team travel, oversight of the football budget, handling compliance and academic issues, scheduling of facilities, assisting with recruiting operations and managing the day-to-day functions of the program.

He returned to Mizzou after spending the 2014-15 seasons in the same position at the University of Washington. Before that, McHugh spent the 2013 football season in the same role at Fresno State, when the Bulldogs turned in an 11-2 record and won the Mountain West Conference championship.

He'd spent the 10 prior seasons (2003-12) as Director of Football Operations at the University of California, where he helped oversee the construction of the Bears' \$150-million High Performance Center.

A native of Boyertown, Pa., McHugh started his playing career at Potomac State College (Keyser WV) in 1976 and '77 and was the team's leading receiver and elected team captain for the 1977 season. McHugh was elected to the Sports Hall of Fame in 2016. McHugh continued his playing career at the Findlay University in Ohio, where he was a member of the Oilers' 1979 NIAA championship team. He led Findlay in receiving in 1981 and earned a bachelor's degree in health and physical education in 1983.

McHugh served as Findlay's head women's track & field coach in 1982 before going on to a football coaching job at Liberty Benton High School in Findlay, Ohio, that same year. He took an assistant football coaching position at Northmor



High in Galion, Ohio, for the 1983 season and then became head coach from 1984-87. McHugh was also Northmor's girls' track coach in 1984 and 1985.

McHugh moved to the college ranks in 1989, working as offensive line coach at Eastern Michigan in 1989 and 1990 before moving to recruiting coordinator in 1991 and defensive line coach in 1992. He earned a master's degree in physical education from EMU in 1993.

In 1993, McHugh was named Video Coordinator/Recruiting assistant at Missouri, and became the Director of Football Operations in 1994, a position he held through the 1998 season, and he was part of Smith's Holiday Bowl (1997) and Insight.com (1998) bowl teams. After six seasons at MU, he joined Mike Bellotti's staff at Oregon for the 1999 and 2000 seasons. He then spent two seasons as an offensive assistant coach with the Detroit Lions in 2001 and 2002 before taking the operations job at California, where he worked for head coach Jeff Tedford.



**A.J. OFODILE**  
**DIRECTOR OF FOOTBALL RECRUITING**  
**2nd Season**  
**Detroit, Mich.**  
**Missouri, '01**

In his second year on staff for his alma mater is former Mizzou standout and NFL tight end A.J. Ofodile (owe-FAH-delay). Ofodile, who was previously a successful head coach at Columbia's Rock Bridge High School, serves as the football program's Director of Recruiting Operations.

Ofodile served as an assistant coach and offensive coordinator for Odom at Rock Bridge during Odom's head coaching stint there from 2001-02. After Odom joined Mizzou's coaching staff prior to the 2003 season, Ofodile took over as the program's head coach. In 2013, his Bruins were state runners up, reaching the state championship game for the school's first time since 1993.

A first-team All-Big Eight selection in 1993 for Mizzou, Ofodile was a three-year letterwinner (1991-93), and finished his Tiger career with 73 receptions for 851 yards and six touchdowns. After an outstanding 1993 season which included 55 catches for 589 yards and four TDs, he was drafted in the fifth round of the 1994 NFL Draft by Buffalo, and spent six years in the league with Buffalo, Pittsburgh and Baltimore through 1999.

A Detroit, Mich., native, Ofodile earned his bachelor's degree in General Studies from Mizzou in August of 2001. His family includes wife Dianna, daughter Jasmyn and son Alex.



# Records



**Brad Smith, 2005**

## SCORING

### Most Points Scored

Game: 30, Brad Smith vs. Texas Tech, 10/25/03  
 Season: 133, Jeff Wolfert, 2008  
 Career: 362, Jeff Wolfert, 2006-08 (kicker)  
 284, Brad Smith, 2002-05 (non-kicker)

### Most Touchdowns Scored

Game: 5, Brad Smith vs. Texas Tech, 10/25/03  
 Season: 19, Brad Smith, 2003  
 19, Derrick Washington, 2008  
 Career: 46, Brad Smith, 2002-05

### Most Extra Points Attempted by Kicking

Game: **11, Tucker McCann vs. Delaware St., 9/23/16**  
 9, Jeff Wolfert vs. Nevada, 9/13/08  
 Season: 73, Jeff Wolfert, 2008 (73 made)  
 Career: 185, Jeff Wolfert, 2006-08 (185 made)

### Most Extra Points Made by Kicking

Game: **10, Tucker McCann vs. Delaware St., 9/23/16**  
 9, Jeff Wolfert vs. Nevada, 9/13/08  
 Season: 73, Jeff Wolfert, 2008 (73 attempts)  
 Career: 185, Jeff Wolfert, 2006-08 (185 attempts)

### Highest Percentage of Extra Points Made

Season (min. 20): 1.000, Jeff Wolfert, 2008 (73-73)  
 1.000, Jeff Wolfert, 2007 (67-67)  
 1.000, Jeff Wolfert, 2006 (45-45)  
 1.000, Grant Ressel, 2009 (39-39)  
 1.000, Jeff Jacke, 1990 (32-32)  
 1.000, Grant Ressel, 2011 (30-30)  
 1.000, Trey Barrow, 2011 (23-23)  
 1.000, Charles Rash, 1957 (20-20)  
 Career (min. 50):  
 1.000, Jeff Wolfert, 2006-08 (185-185)  
 .983, Grant Ressel, 2009-11 (114-116)  
 .980, Jeff Jacke, 1988-92 (99-101)

### Most Consecutive Extra Points Made

Game: 9, Jeff Wolfert vs. Nevada, 9/13/08  
 Season: 73, Jeff Wolfert, 2008 (73 attempts)  
 Career: 185, Jeff Wolfert, 2006-08 (185 attempts)

### Most Points Scored by Kicking

Game: 18, Andrew Baggett vs. Florida, 10/19/13  
 (5 FGs, 3 PATs)  
 Season: 133, Jeff Wolfert, 2008 (20 FGs, 73 PATs)  
 Career: 362, Jeff Wolfert, 2006-08 (59 FGs, 185 PATs)

## FIELD GOALS

### Most Field Goals Attempted

Game: 7, Tom Whelihan vs. Oklahoma St., 11/16/85  
 Season: 27, Tim Gibbons, 1975 (13 made),  
 27, Jeff Wolfert, 2008 (20 made),  
 27, Grant Ressel, 2009 (26 made)  
 Career: 90, Andrew Baggett, 2012-15 (66 made)

### Most Field Goals Made

Game: 5, Jeff Jacke vs. Kansas, 11/21/92  
 5, Andrew Baggett vs. Florida, 10/19/13  
 Season: 26, Grant Ressel, 2009 (27 attempts)  
 Career: 66, Andrew Baggett, 2012-15 (90 attempts)

### Highest Percentage of Field Goals Made

Season (min. 20 atts.): .963, Grant Ressel, 2009 (26-27)  
 (min. 10 atts.): .963, Grant Ressel, 2009 (26-27)  
 Career: (min. 40 atts.): .839, Grant Ressel, 2009-11 (52-62)  
 .819, Jeff Wolfert, 2006-08 (59-72)  
 .733, Andrew Baggett, 2012-15 (66-90)

## RUSHING

### Most Carries

Game: 45, Zain Gilmore vs. Texas Tech, 10/30/99  
 Season: 283, Devin West, 1998  
 Career: 799, Brad Smith, 2002-05

### Most Net Yards Gained

Game: 319, Devin West vs. Kansas, 9/12/98 (33 carries)  
 Season: 1,578, Devin West, 1998 (283 carries)  
 Career: 4,289, Brad Smith, 2002-05 (799 carries)

### Highest Average Gain Per Carry

Game (min. 5 carries): 30.0, Harry Ice vs.  
 Kansas, 11/22/41 (8-240)  
 (min. 10 carries): 18.8, Henry Josey vs.  
 Western Illinois, 9/17/11 (14-263)  
 (min. 20 carries): 11.7, Tony Temple vs.  
 Arkansas, 1/1/08 (24-281)  
 Season (min. 100 carries): 8.1, Henry Josey, 2011  
 (min. 150 carries): **6.9, Damarea Crockett, 2016**  
 Career (min. 250 carries): 7.4, Bob Stauber, 1940-42  
 (min. 300 carries): 7.0, Henry Josey, 2010-13

### Most Touchdowns Scored by Rushing

Game: 5, Brad Smith vs. Texas Tech, 10/25/03  
 Season: 18, Brad Smith, 2003  
 Career: 45, Brad Smith, 2002-05

### Most Games With 100 Yards Rushing

Career: 18, Brad Smith, 2002-05

## PASSING

### Most Passes Attempted

Game: 73, Jeff Handy vs. Oklahoma St., 10/17/92  
 Season: 563, Chase Daniel, 2007  
 Career: 1,609, Chase Daniel, 2005-08

### Most Passes Completed

Game: 43, Jeff Handy vs. Oklahoma St., 10/17/92  
 Season: 385, Chase Daniel, 2008  
 Career: 1,094, Chase Daniel, 2005-08

### Highest Percentage of Passes Completed

Game (min. 10 atts.): .941, Chase Daniel vs.  
 SEMO, 9/6/08 (16-17)  
 (min. 20 atts.): .839, Blaine Gabbert vs.  
 McNeese St., 9/11/10 (26-31)  
 (min. 30 atts.): .838, Chase Daniel vs.  
 Colorado, 10/25/08 (31-37)  
 Season (min. 100 atts.): .729, Chase Daniel, 2008 (385-528)  
 (min. 200 atts.): .729, Chase Daniel, 2008 (385-528)  
 Career (min. 225 atts.): .680, Chase Daniel, 2005-  
 08 (1,094-1,609)

### Lowest Pct. of Passes Had Intercepted

Season (min. 100 atts.): .016, Brad Smith, 2002 (6-366)  
 (min. 200 atts.): .016, Brad Smith, 2002 (6-366)  
 Career (min. 275 atts.): .019, Blaine Gabbert, 2008-10 (18-933)

### Most Consecutive Pass Completions

Game: 20, Chase Daniel vs. Buffalo, 2008

### Most Yards Gained

Game: 480, Jeff Handy vs. Okla. St., 10/17/92  
 Season: 4,335, Chase Daniel, 2008  
 Career: 12,515, Chase Daniel, 2005-08

### Most Yards Gained Per Attempt

Game (min. 10 atts.): 15.2, Corby Jones vs.  
 Iowa State, 10/4/97 (14-213)  
 (min. 20 atts.): 14.5, Chase Daniel vs.  
 Nevada, 9/13/08 (28-405)  
 (min. 30 atts.): **12.2, Drew Lock vs. Eastern  
 Michigan, 9/10/16 (37-450)**  
 Season (min. 70 atts.): 10.5, Vic Eaton, 1954  
 (74-774)  
 (min. 150 atts.): 8.7, Corby Jones, 1997  
 (191-1,658)  
 Career (min. 250 atts.): 7.826, Terry McMillan.  
 1968-69 (346-2,708)  
 (min. 375 atts.): 7.778, Chase Daniel,  
 2005-08 (1,609-12,515)

### Most Yards Gained Per Completion

Game (min. 5 comp.): 39.8, Paul Christman vs.  
 St. Louis, 9/28/40 (5-199)  
 (min. 10 comp.): 21.9, Terry McMillan  
 vs. Kansas, 11/2/69 (14-307)  
 (min. 20 comp.): **18.8, Drew Lock vs.  
 Eastern Michigan, 9/10/16 (24-450)**  
 Season (min. 35 comp.): 21.5, Vic Eaton, 1954  
 (36-774)  
 (min. 75 comp.): 18.7, Terry McMillan,  
 1969 (105-1,963)  
 Career (min. 100 comp.): 16.8, Terry McMillan,  
 1968-69 (161-2,708)

### Most Touchdown Passes

Game: 5, Chase Daniel vs. Murray St., 9/2/06  
 5, Chase Daniel at Ole Miss, 9/8/07  
 5, Chase Daniel at Colorado, 11/3/07  
 5, Chase Daniel vs. Colorado, 10/25/08  
 5, Maty Mauk at Kentucky, 11/9/13  
 5, Maty Mauk at Toledo, 9/6/14  
**5, Drew Lock vs. Eastern Michigan, 9/10/16**  
**5, Drew Lock vs. Delaware State, 9/23/16**  
 Season: 39, Chase Daniel, 2008  
 Career: 101, Chase Daniel, 2005-08

### Most Passes Had Intercepted

Game: 7, Paul Christman vs. Kansas St., 10/8/38  
 Season: 19, Paul Christman, 1938  
 Career: 45, Paul Christman, 1938-40

### Highest Passing Efficiency Rating

Game: 273.4, Chase Daniel vs. SEMO, 9/6/08  
 Season: 159.4, Chase Daniel, 2008  
 Career: 149.0, Chase Daniel, 2005-08

### Most 200-Yard Passing Games

Season: 14, Chase Daniel, 2008  
 Career: 38, Chase Daniel, 2005-08

### Most 300-Yard Passing Games

Season: 8, Chase Daniel, 2007  
 8, Chase Daniel, 2008  
 Career: 20, Chase Daniel, 2005-08

**Most 400-Yard Passing Games**

Season: 2, Jeff Handy, 1992  
 2, Chase Daniel, 2007  
 2, Chase Daniel, 2008  
 2, Blaine Gabbert, 2009  
**2, Drew Lock, 2016**  
 Career: 4, Chase Daniel, 2005-08

**TOTAL OFFENSE**

(Yards gained rushing and passing)

**Most Plays**

Game: 84, Brad Smith vs. New Mexico, 9/10/05  
 Season: 672, Chase Daniel, 2007  
 Career: 2,283, Brad Smith, 2002-05

**Most Yards Gained**

Game: 480, Brad Smith vs. Nebraska, 10/22/05  
 (246 rushing, 234 passing)  
 Season: 4,616, Chase Daniel, 2008  
 (281 rushing, 4,335 passing)  
 Career: 13,485, Chase Daniel, 2005-08  
 (970 rushing, 12,515 passing)

**Highest Average Gain Per Play**

Game (min. 20 plays): 14.4, Chase Daniel vs. Nevada, 9/13/09 (29-417)  
 (min. 40 plays): 9.7, Brad Smith vs. Texas Tech, 10/25/03 (43-419)  
 Season (min. 1,000 yards): 7.7, Chase Daniel, 2008 (597-4,616)  
 (min. 1,500 yards): 7.7, Chase Daniel, 2008 (597-4,616)  
 Career (min. 2,000 yards): 7.2, Bob Steuber, 1940-42 (299-2,145)  
 (min. 3,000 yards): 6.8, Chase Daniel, 2005-08 (1,973-13,485)

**Most TDs Responsible for (TDs scored/passed for)**

Game: 6, Terry McMillan vs. Kansas, 11/22/69 (scored 2, passed for 4)  
 6, Corby Jones vs. Oklahoma State, 10/25/97 (scored 2, passed for 4)  
 6, Maty Mauk at Toledo, 9/6/14 (scored 1, passed for 5)  
 Season: 40, Chase Daniel, 2008 (scored 1, passed for 39)  
 Career: 111, Chase Daniel, 2005-08 (scored 10, passed for 101)

**ALL-PURPOSE RUNNING**

(Yards gained rushing, receiving, returns)

**Most Yards Gained**

Game: 360, Jeremy Maclin at Kansas St., 11/17/07 (143 rec., 209 ret., 8 rush)  
 Season: 2,833, Jeremy Maclin, 2008 (1,260 rec., 293 rush, 1,280 ret.)  
 Career: 5,609, Jeremy Maclin, 2007-08 (2,315 rec., 668 rush, 2,626 ret.)

**RECEIVING**

**Most Passes Caught**

Game: 16, Justin Gage at Bowling Green, 9/14/02  
 Season: 113, Danario Alexander, 2009  
 Career: 247, Chase Coffman, 2005-08

**Most Yards Gained**

Game: 236, Justin Gage vs. Baylor, 11/10/01  
 236, Justin Gage at Bowling Green, 9/14/02  
 Season: 1,781, Danario Alexander, 2009  
 Career: 2,778, Danario Alexander, 2006-09

**Highest Average Gain Per Reception**

Game (min. 3): 48.3, Joe Stewart vs. Nebraska, 10/23/76 (3-145)  
 (min. 5): 34.4, Linzy Collins vs. TCU, 9/8/90 (5-172)  
 Season (min. 20): 27.1, Mel Gray, 1969 (26-705)  
 (min. 30): 21.5, Henry Marshall, 1975 (44-945)  
 Career (min. 50): 22.3, Mel Gray, 1968-70 (67-1,491)

**Most Touchdown Passes Caught**

Game: 4, Dorial Green-Beckham at Kentucky, 11/9/13  
**4, J'Mon Moore vs. Delaware State, 9/23/16**  
 Season: 14, Danario Alexander, 2009  
 Career: 30, Chase Coffman, 2005-08

**Most Cons. Games With A Pass Reception**

45, Chase Coffman, 2005-08

**PUNTING**

**Most Punts**

Game: 13, Mike Farmer vs. Stanford, 9/11/71  
 Season: **81, Corey Fatony, 2015**  
 Career: 206, Jim Goble, 1973-75

**Most Yards Punting**

Game: 501, Ray West vs. UCLA, 10/16/65  
 Season: **3,477, Corey Fatony, 2015**  
 Career: 8,316, Marlon Adler, 1982-85

**Highest Average Yards Per Punt**

Game: (min. 3): 58.0, Trey Barrow at Arizona St., 9/9/11 (4-232)  
 (min. 5): 53.9, Matt Grabner at Texas Tech, 11/6/10 (8-431)  
 (min. 10): 47.6, Kyle Pooler vs. Illinois, 9/10/94 (10-476)  
 Season: (min. 20): 45.0, Vince Sebo, 1996 (31-1,396)  
 (min. 35): 44.8, Trey Barrow, 2011 (62-2,779)  
 Career: (min. 50): 43.9, Trey Barrow, 2010-12 (132-5,794)  
 (min. 100): 43.9, Trey Barrow, 2010-12 (132-5,794)

**Most Punts Downed Inside Opp. 20**

Season: 30, Trey Barrow, 2012  
 29, Matt Grabner, 2010  
 27, Eric Schmidt, 1981  
 26, Christian Brinser, 2013  
 25, Christian Brinser, 2014  
**25, Corey Fatony, 2016**

**Most Punts of Over 50 Yards**

Season: 23, Kyle Pooler, 1994  
**21, Corey Fatony, 2015**

**PUNT RETURNS**

**Most Punt Returns**

Game: 7, Leo Lewis vs. N. Carolina, 10/2/76  
 Season: 40, Roger Wehrli, 1968  
 Career: 92, Roger Wehrli, 1966-68

**Most Yards on Punt Returns**

Game: 180, Marcus Murphy vs. SELA, 9/1/12  
 Season: 478, Roger Wehrli, 1968  
 Career: 1,062, Roger Wehrli, 1966-68

**Highest Average Gain Per Return**

Game: (min. 3): 39.3, Donnie Smith vs. Air Force, 10/8/60 (3-118)  
 (min. 4): 39.0, Roger Wehrli vs. Iowa State, 10/21/67 (4-156)  
 Season: (min. 10): 23.0, Donnie Smith, 1959 (10-230)  
 (min. 15): 16.5, John Moseley, 1973 (19-314)  
 Career: (min. 25): 13.3, John Moseley, 1971-73 (26-347)  
 (min. 50): 12.1, Marcus James, 2000-03 (78-942)

**KICKOFF RETURNS**

**Most Kickoff Returns**

Game: 7, Joe Stewart vs. Wisconsin, 10/5/74;  
 7, Jeremy Maclin vs. Oklahoma, 12/6/08  
 Season: 43, Jeremy Maclin, 2007  
 Career: 87, Marcus Murphy, 2010-14

**Most Yards on Kickoff Returns**

Game: 203, Mike Fink vs. Arizona St., 12/23/72  
 Season: 1,039, Jeremy Maclin, 2007  
 Career: 2,049, Jeremy Maclin, 2007-08

**Highest Average Gain Per Return**

Game: (min. 2): 72.0, Jon Stagers vs. Kansas St., 11/1/69 (2-144)  
 (min. 3): 51.3, Ricardo Rhodes vs. Oklahoma, 10/17/98 (3-154)  
 (min. 5): 33.6, Mike Fink vs. Arizona State, 12/23/72 (6-203)  
 Season: (min. 10): 31.3, Ricardo Rhodes, 1998 (13-404)  
 Career: (min. 25): 25.03, Jon Stagers, 1967-69 (31-776)  
 (min. 50): 25.0, Mike Fink, 1970-72 (51-1,275)

**COMBINED KICK RETURNS**

**Most Returns**

Game: 9, Joe Stewart vs. Wisconsin, 10/5/74  
 9, Leo Lewis vs. Oklahoma, 11/13/76  
 Season: 68, Jeremy Maclin, 2007  
 Career: 162, Marcus Murphy, 2010-14

**Most Yards on Returns**

Game: 228, Mike Fink vs. Oklahoma St., 10/16/71  
 Season: 1,346, Jeremy Maclin, 2007  
 Career: 2,837, Marcus Murphy, 2010-14

## Highest Average Gain Per Return

Game: (min. 3): 61.3, Jon Staggers vs. Kansas St., 11/1/69 (3-184)  
 (min. 4): 39.0, Roger Wehrli vs. Iowa State, 10/21/67 (4-156)  
 (min. 5): 34.4, James Caver vs. Louisville, 9/26/81 (5-172)  
 Season: (min. 25): 20.8, John Moseley, 1973 (36-748)  
 Career: (min. 50): 19.7, Jeremy Maclin, 2007-08 (133-2,626)  
 19.6, Joe Stewart, 1974-77 (74-1,454)

## PASS INTERCEPTIONS

### Most Passes Intercepted

Game: 3, Roger Wehrli vs. Okla. St., 11/2/68  
 3, Eric Wright vs. San Diego St., 9/8/79  
 3, Bill Whitaker vs. San Diego St., 9/8/79  
 3, Bill Whitaker vs. San Diego St., 9/27/80  
 3, Clayton Baker vs. North Texas, 9/2/95  
 3, R.J. Jones vs. Troy State, 9/28/02  
 Season: 8, William Moore, 2007  
 Career: 16, Adrian Jones, 1986-89

### Most Yards on Interception Returns

Game: 99, Marcus King vs. S. Carolina, 12/30/05  
 Season: 167, Ken Boston, 1964  
 Career: 245, Ken Boston, 1963-65

### Highest Average Gain Per Interception

Game: (min. 2): 38.0, John Moseley vs. Kansas St., 11/4/72 (2-76)  
 Season: (min. 4): 28.3, John Moseley, 1972 (4-113)  
 Career: (min. 8): 17.5, Ken Boston, 1963-65 (14-245)

### Most Interceptions Returned for TDs

Game: 1, most recently by Aarion Penton vs. Vanderbilt, 11/12/16  
 Season: 3, Erik McMillan, 1987  
 Career: 4, William Moore, 2005-08  
 3, Erik McMillan, 1984-87

## GAMES PLAYED

### Consecutive Games Started

52, Evan Boehm (C), 2012-15  
 50, Carl Gettis (CB), 2007-10  
 50, Martin Rucker (TE), 2004-07  
 50, Adam Spieker (C), 2004-07  
 48, Brad Smith (QB), 2002-05  
 47, A.J. Ricker (C), 2000-03  
 42, Rob Riti (C), 1996-99  
 42, Mike Bedosky (C), 1990-93  
 41, Sean Weatherspoon (LB), 2006-09  
 41, Kurtis Gregory (G), 2006-09  
 41, Tommy Saunders (WR), 2005-08  
 41, Darren MacDonald (LB), 1986-89  
 40, Kentrell Brothers (LB), 2012-15  
 40, Connor McGovern (OG/OT), 2012-15  
 40, Chase Daniel (QB), 2006-08  
 40, Adrian Jones (CB), 1986-89

*(NOTE — Andy Gibler started 42 straight games from 1979 to '82, but streak included three bowl games. Mike Morris started 40 consecutive games including the 1997 Holiday Bowl. Including the 1997 Holiday Bowl and '98 Insight.com Bowl, Riti started 44 consecutive games. Ricker's total includes the 2003 Independence Bowl, as the NCAA began counting bowl statistics for the 2003 season)*

## TACKLES

### Most Tackles

Game: 26, Taft Sales vs. Oklahoma St., 1982  
 Season: 164, Travis McDonald, 1994  
 Career: 434, James Kinney, 2001-04

### Most Unassisted Tackles

Season: 113, Travis McDonald, 1994  
 Career: 256, James Kinney, 2001-04

### Most Quarterback Sacks

Game: 4, Brian Smith at New Mexico, 2006  
 4, Antwaun Bynum vs. Oklahoma St., 2001  
 4, Justin Smith vs. Baylor, 2000  
 4, Bobby Bell vs. BYU, 1983 (Holiday Bowl)  
 Season: 14.5, Shane Ray, 2014  
 11.5, Aldon Smith, 2009  
 11.5, Michael Sam, 2013  
 Career: 31.5, Brian Smith, 2003-06

## LONGEST PLAYS

### Run From Scrimmage:

95 yards, Harry Ice vs. Iowa State, 1941

### Pass Completion:

98 yards, Pete Woods to Joe Stewart vs. Nebraska, 1976

### Kickoff Return:

100 yards, Russell Dills vs. Kansas, 1928  
 100 yards, Mike Fink vs. Oklahoma St., 1971  
 100 yards, Joe Stewart vs. Oklahoma St., 1976  
 100 yards, Marcus Murphy at Florida, 2014

### Punt Return:

90 yards, Donnie Smith vs. Air Force, 1960

### Intercepted Pass Return:

99 yards, Marcus King vs. South Carolina, 2005

### Intercepted Lateral Return:

77 yards, Don Greenwood vs. Iowa State, 1940

### Fumble Return:

103 yards, Vince Turner vs. Kansas, 1963  
 100 yards, Pig Brown vs. Illinois, 2007

### Field Goals:

62 yards, Tom Whelihan vs. Colo., 10/11/86  
 54 yards, Jeff Wolfert at Nebraska, 11/4/06  
 54 yards, Tom Whelihan vs. OSU, 11/16/85  
 53 yards, Tom Whelihan vs. Texas, 9/12/85  
 53 yards, Greg Hill vs. Iowa State, 11/13/71  
 52 yards, Andrew Baggett vs. Arkansas, 11/28/14  
 52 yards, Bill Bates vs. Oklahoma, 11/12/66  
 51 yards, Jeff Wolfert vs. Illinois, 8/30/08  
 51 yards, Brad Hammerich vs. Bowling Green, 9/1/01  
 51 yards, Jeff Jacke vs. Nebraska, 10/29/88  
 51 yards, Jeff Jacke vs. Illinois, 9/12/92  
 51 yards, Kyle Pooler vs. Oklahoma, 11/5/94  
 51 yards, Tom Whelihan vs. Texas, 9/20/86  
 51 yards, Brad Burditt vs. Nebraska, 10/23/82  
 50 yards, Andrew Baggett vs. Arkansas, 11/28/14  
 50 yards, Tom Whelihan vs. Okla. St., 12/4/86  
 50 yards, Jeff Jacke vs. Kansas, 11/19/88  
 50 yards, Jeff Jacke vs. Okla. St., 10/19/91  
 50 yards, Adam Crossett vs. S. Carolina, 12/30/05  
 50 yards, Grant Ressel vs. Miami (Ohio), 9/25/10

### Punt:

82 yards, Jeff Brockhaus vs. Kansas State, 10/25/80

**SCORING**

**Most Points**

Quarter: 31 vs. Memphis State, 10/5/91 (2nd)  
 31 vs. San Diego State, 9/8/79 (4th)  
 Half: 58 vs. Delaware St. (FCS), 9/24/16 (1st)  
 45 vs. San Diego State, 9/8/79 (2nd)  
 Game: 79 vs. Delaware St. (FCS), 9/24/16  
 69 vs. Kansas, 11/22/69  
 69 vs. Nevada, 9/13/08  
 69 vs. Western Illinois, 9/17/11  
 Season: 591, 2008 (14 games – 42.21 avg.)  
 427, 2011 (13 games – 32.85 avg.)  
 377, 2016 (12 games – 31.42 avg.)  
 368, 1997 (11 games – 33.46 avg.)

**Least Points**

Game: 0, 152 times. Most recently — Georgia  
 34, Mizzou 0, 10/11/2014  
 Season: 25, 1934 (9 games)

**Greatest Margins**

Win: 79 pts.; Missouri 79, Delaware St. 0, 9/24/16  
 Loss: 77 pts.; Oklahoma 77, Missouri 0, 11/8/86  
 Conference Victory: 58 points; Missouri 58,  
 Colorado 0, 10/25/08  
 Conference Loss: 77 points; Oklahoma 77,  
 Missouri 0, 11/8/86

**Greatest One-Game Turnarounds**

125 points, 1986 (Oklahoma 77, MU 0 to MU 48,  
 Kansas 0)  
 87 points, 1944 (Ohio State 54, MU 0 to MU 33,  
 Kansas State 0)  
 86 points, 1988 (Miami 55, MU 0 to MU 52,  
 Kansas State 21)  
 83 points, 2008 (Texas 56, MU 31 to MU 58,  
 Colorado 0)  
 80 points, 2016 (Georgia 28, MU 27 to MU 79,  
 Delaware State 0)

**Most Touchdowns**

Game: 11, vs. Delaware St. (FCS), 9/24/16  
 9, vs. Nevada, 9/13/08  
 9, vs. Western Illinois (FCS), 9/17/11  
 Season: 76, 2008 (14 games)  
 54, 2011 (13 games)  
 52, 2016 (12 games)  
 48, 1978 and 1997 (11 games)

**Most Points Scored at Faurot Field**

Game: 79 vs. Delaware St. (FCS), 9/24/16  
 69 vs. Nevada, 9/13/08;  
 69 vs. Western Illinois (FCS), 9/17/11

**RUSHING**

**Most Carries**

Game: 99 vs. Colorado, 10/12/68 (421 yards)  
 Season: 645, 1977 (2,469 yards)

**Most Yards Gained**

Game: 516 vs. Colorado, 1984  
 Season: 3,330, 2013 (14 games)  
 3,230, 1942 (12 games)  
 3,172, 2011 (13 games)

**PASSING**

**Most Attempts**

Game: 73 vs. Oklahoma St., 1992 (43 comp.)  
 Season: 582, 2007 (394 completions)

**Most Completions**

Game: 43 vs. Oklahoma St., 1992 (73 attempts)  
 Season: 404, 2008 (565 attempts)

**Most Passes Had Intercepted**

Game: 8 vs. Kansas St., 1951  
 Season: 30, 1951

**Most Yards Gained**

Game: 519 vs. Nevada, 2008 (27-of-36)  
 Season: 4,625, 2008 (385-of-528)

**Most Touchdown Passes**

Game: 6 vs. Delaware State (FCS), 2016  
 5 vs. Murray State, 2006  
 5 at Ole Miss, 2007  
 5 at Colorado, 2007  
 5 vs. Nevada, 2008  
 5 vs. Colorado, 2008  
 5 at Kentucky, 2013  
 5 at Toledo, 2014  
 Season: 41, 2008

**TOTAL OFFENSE**

**Most Offensive Plays**

Game: 110 at Tennessee, 2016  
 105 vs. Kansas, 1949  
 105 vs. New Mexico, 2005  
 Season: 1,112, 2007 (14 games)  
 981, 2005 (12 games)

**Most First Downs**

Game: 41 at Tennessee, 2016  
 35 vs. California, 1985  
 35 vs. New Mexico, 2005  
 Season: 378, 2007 (14 games)  
 316, 2011 (13 games)  
 292, 2016 (12 games)  
 251, 1984 and 1997 (11 games)

**Most Yards Gained**

Game: 744 vs. W. Illinois, 9/17/11 (428 rush, 316  
 pass)  
 740 at Tennessee, 11/19/16 (420 rush, 320  
 pass)  
 Season: 6,870, 2013 (3,330 rush, 3,570 pass), 14  
 games  
 6,182, 2011 (3,172 rush, 3,010 pass), 13  
 games  
 6,006, 2016 (2,461 rush, 3,545 pass), 12  
 games  
 4,690, 1984 (2,639 rush, 2,051 pass), 11 games

**TURNOVERS**

**Most Fumbles Committed**

Game: 11 vs. Kansas St., 11/16/91  
 Season: 45, 1971

**Most Fumbles Lost**

Game: 7 vs. Kansas, 11/19/49  
 Season: 29, 1956

**Most Fumbles Recovered**

Game: 8 vs. Kansas, 11/23/50  
 Season: 27, 1971

**Most Passes Intercepted**

Game: 8 vs. Iowa State, 10/19/46  
 Season: 28, 1941

**Fewest Fumbles Lost**

Season: 3, 2014

**Fewest Total Turnovers**

Season: 12, 2002

**BLOCKED KICKS**

**Most Kicks Blocked**

Season: 6, 1994 (3 PATs, 1 FG, 2 punts)  
 6, 1999 (2 PATs, 1 FG, 3 punts)  
 6, 2001 (3 PATs, 2 FGs, 1 punt)  
 6, 2010 (1 PAT, 4 FGs, 1 punt)

**PENALTIES**

**Most Times Penalized**

Season: 102, 2014

**Most Yards Penalized**

Game: 179 vs. California, 9/30/72  
 Season: 841, 1994

**Least Yards Penalized**

Game: 0 vs. Oklahoma, 11/13/43  
 0 vs. Kansas, 11/21/64  
 0 vs. Navy, 12/31/09  
 Season: 230, 1960

**CONSECUTIVE GAMES**

Won: 12, 1959-60  
 Lost: 10, 1984-85  
 Winless: 17, 1933-34  
 Scored: 135, 2003-14  
 Without a Tie Game: 178, 1966-82  
 Home Wins: 20, 1938-43  
 Home Defeats: 8, 1984-85  
 Road Wins: 10, 2013-14  
 Road Defeats: 17, 1991-94  
 Winless on the Road: 17, 1932-36 (3 ties); 1991-94



TEAM BESTS	INDIVIDUAL BESTS	LONGEST PLAYS
<b>Points</b> Game: 77, Oklahoma, 1986 Season: 403, 1991	<b>Points:</b> 28, Bobby Layne, Texas, 1946 (Cotton Bowl)	<b>Run from Scrimmage:</b> 95 yards, Eric Crouch, Nebraska, 2001
<b>Touchdowns</b> Game: 11, Maryland, 1954; Oklahoma, 1986 Season: 53, 1991	<b>Touchdowns:</b> 4, Ernie Koy, Texas, 1932 4, Bobby Layne, Texas, 1946 (Cotton Bowl) 4, Paul Sarringhaus, Ohio State, 1946 4, Mack Herron, Kansas St., 1969 4, Woody Green, Arizona State, 1972 (Fiesta Bowl) 4, Billy Sims, Oklahoma, 1978 4, Mickey Joseph, Nebraska, 1990 4, Mike Gaddis, Oklahoma, 1992 4, Tony Sands, Kansas, 1991 4, Lawrence Vickers, Colorado, 2005 4, Tre Mason, Auburn, 2013	<b>Pass Completion:</b> 89 yards, Dan Manucci to Paul Coffman, Kansas State, 1977
<b>Extra Points</b> Game: 11, Oklahoma, 1986 Season: 48, 2016	<b>Extra Points:</b> 9, Aaron Medley, Tennessee, 2016 8, Rich Sanger, Nebraska, 1972 8, Jimmy Stevens, Oklahoma, 2008 8, Taylor Bertolet, Texas A&M, 2012	<b>Kickoff Return:</b> 100 yards, Ben Kelly, Colorado 1999 100 yards, Solomon Patton, Florida, 2013
<b>First Downs</b> Game: 39, Oklahoma, 2008 Season: 327, 2008	<b>Total Offense:</b> 506 yards, Todd Reesing, Kansas, 2009 (498 pass, 8 rush)	<b>Punt Return:</b> 94, Bobby Newcombe, Nebraska, 2000
<b>Most Offensive Plays</b> Season: 1,093, 2008	<b>Total Carries:</b> 58, Tony Sands, Kansas, 1991 (396 yards)	<b>Intercepted Pass Return:</b> 102 yards, Joe Horning, Maryland, 1951
<b>Total Offense</b> Game: 750 yards, Oklahoma, 1986 (681 rush, 69 pass) Season: 5,850, 2013 (2,145 rush, 3,705 pass)	<b>Rushing Yards:</b> 396, Tony Sands, Kansas, 1991 (58 carries)	<b>Intercepted Fumble Return:</b> 100 yards, Meier, Washington U., 1932
<b>Total Carries</b> Season: 660, 1976	<b>Passing Yards:</b> 510 yards, Kliff Kingsbury, Texas Tech, 2002	<b>Punt:</b> 87 yards, Byron White, Colorado, 1937
<b>Rushing Yards</b> Game: 681, Oklahoma, 1986 (63 carries) Season: 3,677, 1991	<b>Pass Attempts:</b> 70, Kliff Kingsbury, Texas Tech, 2002 (49 completions)	<b>Field Goal:</b> 56 yards, Mason Crosby, Colorado, 2005 54 yards, Uwe Von Schamann, Oklahoma, 1978 54 yards, Bruce Kallmeyer, Kansas, 1983 54 yards, R.D. Lashar, Oklahoma, 1990
<b>Passing Yards</b> Game: 518, Texas Tech, 2002 (50-71) Season: 4,013, 2008	<b>Pass Completions:</b> 49, Kliff Kingsbury, Texas Tech, 2002 (70 attempts)	
<b>Pass Attempts</b> Game: 71, Texas Tech, 2002 (50 completions) Season: 583, 2008	<b>TD Passes:</b> 5, Kliff Kingsbury, Texas Tech, 2002 5, Juice Williams, Illinois, 2008	
<b>Pass Completions</b> Game: 50, Texas Tech, 2002 (71 attempts) Season: 374, 2008	<b>Pass Receptions:</b> 14, Kerry Meier, Kansas, 2008 14, Dezmon Briscoe, Kansas, 2009	
<b>Touchdown Passes</b> Game: 6, Miami (Fla.), 1988	<b>Receiving Yards:</b> 244, Alec Lemon, Syracuse, 2012	
<b>Passes Intercepted</b> Game: 8, Kansas State, 1951 Season: 28, 1941	<b>Touchdown Receptions:</b> 3, Tom Banderas, Nebraska, 1987 3, Reggie Newhouse, Baylor, 2001 3, Nehemiah Glover, Texas Tech, 2002 3, Hank Baskett, New Mexico, 2005 3, Ryan Broyles, Oklahoma, 2011	
	<b>Field Goals:</b> 7, Dale Klein, Nebraska, 1985	

## PASSING

SINGLE GAME	YDS.	ATT.	COMP.	OPPONENT	YEAR
1. Jeff Handy _____	480	73	43	Oklahoma State	1992
2. Blaine Gabbert _____	468	51	30	Baylor	2009
<b>3. Drew Lock _____</b>	<b>450</b>	<b>37</b>	<b>24</b>	<b>Eastern Michigan</b>	<b>2016</b>
4. Kent Kiefer _____	444	44	29	Kansas	1989
5. Chase Daniel _____	439	43	36	Buffalo	2008
6. Blaine Gabbert _____	434	57	41	Iowa	2010
7. Jeff Handy _____	424	44	29	Nebraska	1992
8. Chase Daniel _____	421	44	26	Colorado	2007
9. Blaine Gabbert _____	414	40	25	Nevada	2009
10. Chase Daniel _____	405	28	23	Nevada	2008
<b>11. Drew Lock _____</b>	<b>402</b>	<b>36</b>	<b>26</b>	<b>Delaware State</b>	<b>2016</b>
12. Chase Daniel _____	401	47	33	Nebraska	2007
13. Chase Daniel _____	390	52	39	Oklahoma State	2008
<b>14. Drew Lock _____</b>	<b>376</b>	<b>38</b>	<b>23</b>	<b>Georgia</b>	<b>2016</b>
15. Steve Pisarkiewicz _____	371	27	20	Oklahoma State	1975
16. Tony Scardino _____	365	42	23	Oklahoma	1951
17. Chase Daniel _____	361	47	37	Oklahoma	2007
Chase Daniel _____	361	49	40	Kansas	2007
Blaine Gabbert _____	361	47	31	Texas A&M	2010
20. Kirk Farmer _____	360	34	23	Baylor	2001
21. Chase Daniel _____	359	54	37	Illinois	2007
22. Chase Daniel _____	356	38	26	Kansas	2006
23. Chase Daniel _____	352	35	27	Texas A&M	2007
Blaine Gabbert _____	351	51	28	San Diego State	2010
25. James Franklin _____	343	47	32	Indiana	2013

SINGLE SEASON	YDS.	ATT.	COMP.	INT.	PCT.	TD	YEAR
1. Chase Daniel _____	4335	528	385	18	.729	39	2008
2. Chase Daniel _____	4306	563	384	11	.682	33	2007
3. Blaine Gabbert _____	3593	445	262	9	.589	24	2009
4. Chase Daniel _____	3527	452	287	10	.635	28	2006
<b>5. Drew Lock _____</b>	<b>3399</b>	<b>434</b>	<b>237</b>	<b>10</b>	<b>.546</b>	<b>23</b>	<b>2016</b>
6. Blaine Gabbert _____	3186	475	301	9	.634	16	2010
7. James Franklin _____	2865	376	238	11	.633	21	2011
8. Maty Mauk _____	2648	414	221	13	.534	25	2014
9. Jeff Handy _____	2463	329	196	8	.596	13	1992
10. James Franklin _____	2429	319	198	6	.621	19	2013
11. Brad Smith _____	2333	366	196	6	.536	15	2002

CAREER	YDS.	ATT.	COMP.	INT.	PCT.	TD	YEARS
1. Chase Daniel _____	12515	1609	1094	41	.680	101	2005-08
2. Brad Smith _____	8799	1484	835	33	.563	56	2002-05
3. James Franklin _____	6962	943	586	25	.621	51	2010-13
4. Jeff Handy _____	6959	1058	618	30	.584	39	1991-94
5. Blaine Gabbert _____	6822	933	568	18	.609	40	2008-10
6. Phil Bradley _____	5352	798	437	29	.548	32	1977-80
7. Marlon Adler _____	5231	642	347	44	.540	32	1982-85
<b>8. Drew Lock _____</b>	<b>4731</b>	<b>697</b>	<b>366</b>	<b>18</b>	<b>.525</b>	<b>27</b>	<b>2015-16</b>
9. Kent Kiefer _____	4497	589	348	30	.591	23	1989-90
10. Maty Mauk _____	4373	657	346	19	.527	42	2013-15
11. Corby Jones _____	3697	516	257	18	.498	26	1995-98

### PASSING EFFICIENCY

SINGLE GAME	RATING	ATT.	COMP.	INT.	PCT.	YDS.	TD	YR/OPPONENT
1. Chase Daniel	273.4	17	16	0	.941	245	3	2008 vs. SEMO
2. Corby Jones	260.7	14	12	0	.857	213	2	1997 vs. Iowa State
3. Chase Daniel	250.8	28	23	0	.821	405	4	2008 vs. Nevada
4. Mike Hyde	224.3	21	17	1	.809	225	4	1981 vs. Rice
5. Marlon Adler	216.4	14	10	0	.714	163	2	1983 vs. Illinois
6. Steve Pisarkiewicz	213.9	27	20	0	.741	371	2	1975 vs. Okla. St.
7. Chase Daniel	213.7	23	18	0	.783	253	3	2008 vs. Nebraska
<b>8. Drew Lock</b>	<b>211.9</b>	<b>36</b>	<b>26</b>	<b>0</b>	<b>.722</b>	<b>402</b>	<b>5</b>	<b>2016 vs. Delaware St.</b>
<b>9. Drew Lock</b>	<b>211.6</b>	<b>37</b>	<b>24</b>	<b>0</b>	<b>.649</b>	<b>450</b>	<b>5</b>	<b>2016 vs. E. Michigan</b>
10. Chase Daniel	207.4	32	23	0	.719	320	5	2006 vs. Murray St.
11. James Franklin	204.5	23	17	0	.739	279	2	2012 vs. Syracuse
12. Terry McMillan	203.8	26	14	0	.538	307	4	1969 vs. Kansas
13. Blaine Gabbert	203.5	27	20	0	.741	298	3	2009 vs. Kansas St.
14. James Franklin	198.4	28	19	0	.679	278	4	2013 at Vanderbilt
15. Corby Jones	197.4	20	12	1	.600	233	3	1997 vs. Nebraska
16. James Franklin	194.3	25	18	0	.720	246	3	2011 vs. W. Illinois
17. Blaine Gabbert	193.6	25	17	0	.680	256	3	2009 vs. Furman
18. Chase Daniel	191.5	37	31	1	.838	302	5	2008 vs. Colorado
19. Chase Daniel	191.0	31	24	0	.774	262	4	2006 vs. Kansas St.
20. Chase Daniel	189.9	35	27	0	.771	352	3	2007 vs. Texas A&M
21. Brad Smith	188.5	22	14	1	.636	233	3	2004 vs. Ark. St.
22. Blaine Gabbert	186.9	33	25	0	.758	319	3	2009 vs. Illinois
23. Corby Jones	186.3	14	9	0	.643	164	1	1997 vs. Colorado
24. Brad Smith	186.0	37	29	0	.784	317	4	2005 vs. Ark. St.
25. Kirk Farmer	185.6	34	23	0	.676	360	3	2001 vs. Baylor

SINGLE SEASON	RATING	ATT.	COMP.	INT.	PCT.	YDS.	TD	YEAR
1. Chase Daniel	159.4	528	385	18	.729	4335	39	2008
2. Phil Johnson	154.3	109	71	3	.651	954	7	1990
3. Chase Daniel	147.9	563	384	11	.682	4306	33	2007
4. Chase Daniel	145.1	452	287	10	.635	3527	28	2006
5. Maty Mauk	143.6	133	68	2	.511	1071	11	2013
6. James Franklin	141.9	319	198	6	.621	2429	19	2013
7. Corby Jones	140.8	191	102	2	.534	1658	12	1997
8. Blaine Gabbert	140.5	445	262	9	.589	3593	24	2009
9. James Franklin	139.9	376	238	11	.633	2865	21	2011
10. Marlon Adler	134.59	140	79	9	.564	1242	7	1982

CAREER	RATING	ATT.	COMP.	INT.	PCT.	YDS.	TD	YEARS
1. Chase Daniel	148.9	1609	1094	41	.680	12515	101	2005-08
2. James Franklin	136.7	943	586	25	.621	6962	51	2010-13
3. Blaine Gabbert	132.6	933	568	18	.609	6822	40	2008-10
4. Kent Kiefer	126.8	589	348	30	.591	4497	23	1989-90
5. Marlon Adler	125.2	642	347	44	.540	5231	32	1982-85
6. Maty Mauk	123.9	657	346	19	.527	4373	42	2013-15
7. Terry McMillan	121.7	346	161	20	.465	2708	22	1968-69
8. Jeff Handy	120.2	1058	618	30	.584	6959	39	1991-94
9. Corby Jones	119.6	516	257	18	.498	3697	26	1995-98
<b>10. Drew Lock</b>	<b>117.2</b>	<b>697</b>	<b>366</b>	<b>18</b>	<b>.525</b>	<b>4731</b>	<b>27</b>	<b>2015-16</b>
11. Phil Bradley	117.1	798	437	29	.548	5352	32	1977-80

(NOTE — The passing efficiency formula has been used by the NCAA since 1979 to rate quarterbacks. The formula assumes that touchdowns are as good as interceptions are bad; therefore, these two figures offset each other for the average player. To determine Efficiency Rating Points, multiply a passer's yards per attempt by 8.4, add his completion percentage, add his touchdown percentage times 3.3, then subtract his interception percentage times two. 100 points is considered average.)

## TOTAL OFFENSE

SINGLE GAME	YDS.	PLAYS	RUSH	PASS	OPPONENT	YEAR
1. Brad Smith _____	480	64	246	234	Nebraska	2005
2. Chase Daniel _____	473	58	72	401	Nebraska	2007
3. Jeff Handy _____	471	77	- 9	480	Oklahoma State	1992
4. Chase Daniel _____	455	47	16	439	Buffalo	2008
<b>5. Drew Lock _____</b>	<b>451</b>	<b>39</b>	<b>1</b>	<b>450</b>	<b>Eastern Michigan</b>	<b>2016</b>
6. Chase Daniel _____	445	50	24	421	Colorado	2007
7. Chase Daniel _____	436	59	46	390	Oklahoma State	2008
8. Blaine Gabbert _____	435	61	- 33	468	Baylor	2009
9. Brad Smith _____	432	58	150	282	South Carolina	2005
10. Blaine Gabbert _____	427	70	-7	434	Iowa	2010
11. Brad Smith _____	419	43	291	128	Texas Tech	2003
12. Chase Daniel _____	417	29	12	405	Nevada	2008
13. Jeff Handy _____	415	47	- 9	424	Nebraska	1992
14. Brad Smith _____	413	84	165	248	New Mexico	2005
15. Brad Smith _____	412	49	95	317	Arkansas State	2005
16. James Franklin _____	404	60	61	343	at Indiana	2013
17. James Franklin _____	403	69	84	319	at Arizona State	2011
<b>18. Drew Lock _____</b>	<b>402</b>	<b>36</b>	<b>0</b>	<b>402</b>	<b>Delaware State</b>	<b>2016</b>
19. Kent Kiefer _____	400	53	- 44	444	Kansas	1989
20. Blaine Gabbert _____	399	47	- 15	414	Nevada	2009
21. Blaine Gabbert _____	397	58	94	303	Kansas	2009
22. Chase Daniel _____	395	48	39	356	Kansas	2006
23. James Franklin _____	394	58	103	291	at Oklahoma	2011
24. James Franklin _____	392	62	67	325	at Baylor	2011
25. Kirk Farmer _____	391	38	31	360	Baylor	2001
Brad Smith _____	391	67	213	178	Oklahoma	2002
Chase Daniel _____	391	50	103	288	Kansas	2008
28. Chase Daniel _____	388	51	60	328	Western Michigan	2007
Blaine Gabbert _____	388	43	51	337	Iowa State	2009
30. Chase Daniel _____	385	53	55	330	Ole Miss	2007
31. Brad Smith _____	380	63	102	278	Colorado	2003
32. Brad Smith _____	377	45	184	193	Oklahoma State	2005
<b>33. Drew Lock _____</b>	<b>385</b>	<b>40</b>	<b>9</b>	<b>376</b>	<b>Georgia</b>	<b>2016</b>
34. Steve Pisarkiewicz _____	373	28	2	371	Oklahoma State	1975
James Franklin _____	373	39	84	289	Iowa State	2011
36. Chase Daniel _____	369	54	46	323	Illinois	2008
37. Chase Daniel _____	367	45	15	352	Texas A&M	2007
Chase Daniel _____	367	56	6	361	Kansas	2007
39. James Franklin _____	365	52	62	303	vs. Auburn	2013
40. Maty Mauk _____	363	61	32	331	Indiana	2014
41. James Franklin _____	362	44	44	318	Murray State	2013
42. Maty Mauk _____	361	32	36	325	at Toledo	2014
43. Chase Daniel _____	360	60	-1	361	Oklahoma	2007
44. Tony Scardino _____	359	51	-6	365	Oklahoma	1951
Chase Daniel _____	359	64	75	284	Oklahoma	2006
46. Blaine Gabbert _____	358	43	39	319	Illinois	2009
47. Chase Daniel _____	353	65	-6	359	Illinois	2007
48. Phil Johnson _____	350	36	90	260	Oklahoma State	1991
Brad Smith _____	350	47	137	213	Troy State	2002
50. Brad Smith _____	348	62	14	334	Bowling Green	2002

### TOTAL OFFENSE (CONT.)

SINGLE SEASON	YDS.	PLAYS	RUSH	PASS	YEARS
1. Chase Daniel _____	4616	597	281	4335	2008
2. Chase Daniel _____	4559	672	253	4306	2007
3. Chase Daniel _____	3906	599	379	3527	2006
4. James Franklin _____	3846	593	981	2865	2011
5. Blaine Gabbert _____	3797	548	204	3593	2009
6. Brad Smith _____	3605	628	1301	2304	2005
<b>7. Drew Lock _____</b>	<b>3522</b>	<b>486</b>	<b>123</b>	<b>3399</b>	<b>2016</b>
8. Blaine Gabbert _____	3418	587	232	3186	2010
9. Brad Smith _____	3383	562	1406	1977	2003
10. Brad Smith _____	3362	559	1029	2333	2002

CAREER	YDS.	PLAYS	RUSH	PASS	YEARS
1. Chase Daniel _____	13485	1973	970	12515	2005-08
2. Brad Smith _____	13088	2283	4289	8799	2002-05
3. James Franklin _____	8691	1393	1729	6962	2010-13
4. Blaine Gabbert _____	7280	1154	458	6822	2008-10
5. Jeff Handy _____	6640	1154	-319	6959	1991-94
6. Phil Bradley _____	6459	1291	1107	5352	1977-80
7. Corby Jones _____	6230	1075	2533	3697	1995-98
8. Marlon Adler _____	5965	1029	734	5231	1982-85
9. Maty Mauk _____	5120	842	747	4373	2013-15
<b>10. Drew Lock _____</b>	<b>4882</b>	<b>801</b>	<b>151</b>	<b>4731</b>	<b>2015-16</b>

### RECEIVING

SINGLE GAME (BY RECEPTIONS)	REC.	YDS.	OPPONENT	YEAR
1. Justin Gage _____	16	236	Bowling Green	2002
2. Kenny Holly _____	15	158	Oklahoma State	1992
Danario Alexander _____	15	233	Kansas	2009
T.J. Moe _____	15	152	Iowa	2010
5. Jeremy Maclin _____	14	168	Buffalo	2008
6. Justin Gage _____	13	236	Baylor	2001
Danario Alexander _____	13	214	Baylor	2009
Michael Egnew (TE) _____	13	145	San Diego State	2010
T.J. Moe _____	13	101	Illinois	2010
10. Victor Bailey _____	12	179	Kansas	1992
Justin Gage _____	12	113	Oklahoma State	2001
Chase Coffman (TE) _____	12	140	Texas	2008
Michael Egnew (TE) _____	12	69	at Baylor	2011
Bud Sasser _____	12	153	Indiana	2014

SINGLE GAME (BY YARDAGE)	YDS.	REC.	OPPONENT	YEAR
1. Justin Gage _____	236	13	Baylor	2001
Justin Gage _____	236	16	Bowling Green	2002
3. Danario Alexander _____	233	15	Kansas	2009
4. Linzy Collins _____	229	9	Kansas	1990
5. Danario Alexander _____	214	13	Baylor	2009
6. Henry Marshall _____	207	7	Oklahoma State	1975
7. Danario Alexander _____	200	10	Kansas State	2009
8. Henry Marshall _____	199	6	Oklahoma	1975
<b>9. J'Mon Moore _____</b>	<b>196</b>	<b>8</b>	<b>Georgia</b>	<b>2015</b>
10. Linzy Collins _____	193	9	Kansas	1989
11. Danario Alexander _____	180	9	Oklahoma State	2009



## RECEIVING (CONT.)

SINGLE SEASON (BY RECEPTIONS)		REC.	YDS.	TDS	YEAR
1.	Danario Alexander _____	113	1781	14	2009
2.	Jeremy Maclin _____	102	1260	13	2008
3.	T.J. Moe _____	92	1045	6	2010
4.	Chase Coffman (TE) _____	90	987	10	2008
	Michael Egnew (TE) _____	90	762	5	2010
6.	Martin Rucker (TE) _____	84	834	8	2007
7.	Justin Gage _____	82	1075	9	2002
8.	Jeremy Maclin _____	80	1055	9	2007
9.	Bud Sasser _____	77	1003	12	2014
10.	Victor Bailey _____	75	1210	6	1992

SINGLE SEASON (BY YARDAGE)		YDS.	REC.	TDS	YEAR
1.	Danario Alexander _____	1781	113	14	2009
2.	Jeremy Maclin _____	1260	102	13	2008
3.	Victor Bailey _____	1210	75	6	1992
4.	Justin Gage _____	1075	82	9	2002
5.	T.J. Moe _____	1045	92	6	2010
6.	Jeremy Maclin _____	1055	80	9	2007
7.	<b>J'Mon Moore</b> _____	<b>1012</b>	<b>62</b>	<b>8</b>	<b>2016</b>
8.	Bud Sasser _____	1003	77	12	2014
9.	Chase Coffman (TE) _____	987	90	10	2008
10.	Linzy Collins _____	975	56	5	1990
11.	Henry Marshall _____	945	44	9	1975

CAREER (BY RECEPTIONS)		REC.	YDS.	TDS	YEARS
1.	Chase Coffman (TE) _____	247	2659	30	2005-08
2.	Martin Rucker (TE) _____	203	2175	18	2004-07
3.	Justin Gage _____	200	2704	18	1999-02
4.	Danario Alexander _____	191	2778	22	2006-09
5.	T.J. Moe _____	188	2101	11	2009-12
6.	Jeremy Maclin _____	182	2315	22	2007-08
7.	Kenny Holly _____	151	1708	6	1990-93
8.	Tommy Saunders _____	150	1600	11	2005-08
9.	Michael Egnew (TE) _____	147	1332	8	2008-11
10.	William Franklin _____	143	2125	13	2004-07

CAREER (BY YARDAGE)		YDS.	REC.	TDS	YEARS
1.	Danario Alexander _____	2778	191	22	2006-09
2.	Justin Gage _____	2704	200	18	1999-02
3.	Chase Coffman (TE) _____	2659	247	30	2005-08
4.	Jeremy Maclin _____	2315	182	22	2007-08
5.	Martin Rucker (TE) _____	2175	203	18	2004-07
6.	Victor Bailey _____	2144	128	12	1990-92
7.	William Franklin _____	2125	143	13	2004-07
8.	T.J. Moe _____	2101	188	11	2009-12
9.	Jared Perry _____	1844	137	13	2006-09
10.	Linzy Collins _____	1760	102	9	1989-90

### RUSHING

SINGLE GAME	YDS.	TC	OPPONENT	YEAR
1. Devin West	319	33	Kansas	1998
2. Brad Smith (QB)	291	19	Texas Tech	2003
3. Tony Temple	281	24	Arkansas	2007
4. Henry Josey	263	14	Western Illinois	2011
5. Devin West	252	40	Iowa State	1998
6. Brad Smith (QB)	246	28	Nebraska	2005
7. Harry Ice	240	8	Kansas	1941
<b>8. Damarea Crockett</b>	<b>225</b>	<b>24</b>	<b>at Tennessee</b>	<b>2016</b>
9. Darrell Wallace	224	42	Kansas State	1985
10. Brock Olivo	222	38	NE Louisiana	1995
11. Brad Smith (QB)	213	26	Oklahoma	2002
12. DeVaughn Black	205	32	Western Michigan	1999
13. Brock Olivo	201	28	Iowa State	1995
14. Russell Hansbrough	199	20	at Texas A&M	2014
15. Darrell Wallace	196	26	California	1985
16. Brad Smith (QB)	195	17	Iowa State	2003

SINGLE SEASON	YDS.	TC	TDS	YEAR
1. Devin West	1578	283	17	1998
2. Brad Smith (QB)	1406	212	18	2003
3. Joe Moore	1312	260	5	1969
4. Brad Smith (QB)	1301	229	16	2005
5. Henry Josey	1168	145	9	2011
6. Henry Josey	1166	174	17	2013
7. Zack Abron	1155	219	14	2003
8. Darrell Wallace	1120	226	5	1985
9. Bob Steuber	1098	149	16	1942
10. Russell Hansbrough	1084	205	10	2014
11. Tony Temple	1063	193	7	2006
<b>12 Damarea Crockett</b>	<b>1062</b>	<b>153</b>	<b>10</b>	<b>2016</b>
13. Tony Temple	1039	186	12	2007
14. Derrick Washington	1036	177	17	2008
15. Brad Smith (QB)	1029	193	7	2002
16. Kendial Lawrence	1025	200	12	2012

CAREER	YDS.	TC	TDS	YEARS
1. Brad Smith (QB)	4289	799	45	2002-05
2. Zack Abron	3198	692	40	2000-03
3. Brock Olivo	3026	686	27	1994-97
4. Devin West	2954	567	28	1995-98
5. Henry Josey	2771	395	30	2010-13
6. Darrell Wallace	2607	574	13	1984-87
7. Tony Temple	2552	466	22	2004-07
8. Corby Jones (QB)	2533	559	38	1995-98
9. James Wilder	2357	487	23	1978-80
10. Russell Hansbrough	2344	467	15	2012-15
11. Joe Moore	2244	453	15	1968-70
12. Kendial Lawrence	2232	444	21	2009-12
13. Derrick Washington	2085	403	28	2007-09
14. Tommie Stowers	2077	469	9	1986-89
15. Bob Steuber	2030	281	26	1940-42

## ALL-PURPOSE RUNNING

SINGLE GAME	YDS.	RUSH	REC.	RET.	OPPONENT	YEAR
1. Jeremy Maclin _____	360	8	143	209	Kansas State	2007
2. Devin West _____	333	319	14	0	Kansas	1998
3. Darrell Wallace _____	299	196	0	103	California	1985
4. Brad Smith _____	291	291	0	0	Texas Tech	2003
5. Darrell Wallace _____	280	224	0	56	Kansas State	1985
6. Jeremy Maclin _____	278	84	118	76	Kansas State	2008
7. Jeremy Maclin _____	275	52	96	127	Western Michigan	2007
8. Devin West _____	267	252	15	0	Iowa State	1998
Jeremy Maclin _____	267	32	146	89	Texas A&M	2007
10. Henry Josey _____	265	263	2	0	Western Illinois	2011
11. Harry Ice _____	253	240	0	13	Kansas	1941
12. Brad Smith _____	246	246	0	0	Nebraska	2005
13. Mike Fink _____	244	0	16	228	Oklahoma State	1971
14. Danario Alexander _____	243	10	233	0	Kansas	2009
15. Jeremy Maclin _____	241	32	118	86	Kansas	2008
16. Jeremy Maclin _____	240	26	103	111	Iowa State	2008
17. Jeremy Maclin _____	239	5	172	62	Nevada	2008
18. Jeremy Maclin _____	238	22	53	163	Illinois State	2007
19. Justin Gage _____	236	0	236	0	Baylor	2001
Justin Gage _____	236	0	236	0	Bowling Green	2002
Jeremy Maclin _____	236	25	168	43	Buffalo	2008
22. Jeremy Maclin _____	234	2	31	201	Illinois	2008
23. Brock Olivo _____	233	222	11	0	NE Louisiana	1995
24. Linzy Collins _____	229	0	229	0	Kansas	1990
25. Jeremy Maclin _____	227	29	43	155	Illinois	2007

SINGLE SEASON	YDS.	RUSH	REC.	RET.	YEAR
1. Jeremy Maclin _____	2833	293	1260	1280	2008
2. Jeremy Maclin _____	2776	375	1055	1346	2007
3. Marcus Murphy _____	1921	924	212	785	2014
4. Danario Alexander _____	1791	10	1781	0	2009
5. Devin West _____	1621	1578	43	0	1998
6. Darrell Wallace _____	1590	1120	16	454	1985
7. Brad Smith _____	1459	1406	53	0	2003
8. Marcus Murphy _____	1425	601	79	745	2013
9. Henry Josey _____	1408	1168	91	149	2011
10. Jon Stagers _____	1391	273	292	826	1969

CAREER	YDS.	RUSH	REC.	RET.	YEARS
1. Jeremy Maclin _____	5609	668	2315	2626	2007-08
2. Marcus Murphy _____	5112	1957	318	2837	2010-14
3. Brad Smith _____	4419	4289	130	0	2002-05
4. Devin West _____	3824	2954	219	654	1995-98
5. Brock Olivo _____	3475	3026	443	6	1994-97
6. Zack Abron _____	3426	3198	228	0	2000-03
7. Darrell Wallace _____	3303	2607	196	500	1984-87
8. Joe Stewart _____	3256	413	1389	1454	1974-77
9. Henry Josey _____	3115	2771	175	169	2010-13
10. T.J. Moe _____	3112	168	2101	843	2009-12
11. Danario Alexander _____	2837	59	2778	0	2006-09
12. James Wilder _____	2769	2357	412	0	1978-80
13. Kendial Lawrence _____	2746	2232	296	218	2006-09
14. Justin Gage _____	2737	6	2704	27	1999-02

### SCORING

SINGLE SEASON	PTS.	TDS	PATS	FGS	YEAR
1. Jeff Wolfert (PK) _____	133	0	73	20	2008
2. Jeff Wolfert (PK) _____	130	0	67	21	2007
3. Bob Steuber _____	121	18	13	0	1942
4. Andrew Baggett (PK) _____	120	0	66	18	2013
5. Brad Smith _____	118	19	2*	0	2003
6. Grant Ressel (PK) _____	117	0	39	26	2009
7. Derrick Washington _____	114	19	0	0	2008
8. Devin West _____	108	18	0	0	1998
9. Zack Abron _____	102	17	0	0	2002
Jeremy Maclin _____	102	17	0	0	2008
Henry Josey _____	102	17	0	0	2013
12. Brad Smith _____	100	16	2*	0	2005
13. Jeff Wolfert (PK) _____	99	0	45	18	2006
14. Andrew Baggett (PK) _____	97	0	43	18	2014
15. Jeremy Maclin _____	96	16	0	0	2007
Grant Ressel (PK) _____	96	0	45	17	2010
17. James Franklin _____	90	15	0	0	2011
18. Zack Abron _____	84	14	0	0	2003
Corby Jones _____	84	14	0	0	1997
Danario Alexander _____	84	14	0	0	2009
21. Adam Crossett (PK) _____	81	0	39	14	2005
22. Donnie Smith _____	78	13	0	0	1960
Johnny Roland _____	78	13	0	0	1962
Tony Temple _____	78	13	0	0	2007

CAREER	PTS.	TDS	PATS	FGS	YEARS
1. Jeff Wolfert (PK) _____	362	0	185	59	2006-08
2. Andrew Baggett (PK) _____	355	0	157	66	2012-15
3. Brad Smith _____	284	46	4*	0	2002-05
4. Grant Ressel (PK) _____	270	0	114	52	2009-11
5. Zack Abron _____	252	42	0	0	2000-03
6. Corby Jones _____	228	38	0	0	1995-98
7. Jeff Jacke (PK) _____	225	0	99	42	1988-92
8. Bob Steuber _____	222	32	30	0	1940-42
9. Jeremy Maclin _____	198	33	1*	0	2007-08
10. Tom Whelihan (PK) _____	191	0	59	44	1984-87
11. Brock Olivo _____	188	31	1*	0	1994-97
12. Derrick Washington _____	186	31	0	0	2007-09
Henry Josey _____	186	31	0	0	2010-13
14. Chase Coffman (TE) _____	180	30	0	0	2005-08

\* Indicates two-point conversion

## PUNTING

SINGLE SEASON (YR)	NO.	YDS.	AVG.	YEAR
1. Vince Sebo (FR) _____	31	1396	45.03	1996
2. Tom Whelihan (FR) _____	13	585	45.00	1984
3. Trey Barrow (JR) _____	62	2779	44.82	2011
4. Don Greenwood _____	20	887	44.35	1940
<b>5. Corey Fatony (SO) _____</b>	<b>66</b>	<b>2894</b>	<b>43.85</b>	<b>2016</b>
6. Bob Teel _____	11	481	43.72	1946
7. Kyle Pooler (SR) _____	75	3248	43.31	1994
8. Trey Barrow (SR) _____	68	2925	43.02	2012
<b>9. Corey Fatony (FR) _____</b>	<b>81</b>	<b>3477</b>	<b>42.93</b>	<b>2015</b>
10. Jake Harry IV (SR) _____	61	2609	42.77	2009
11. Adam Crossett (SO) _____	57	2432	42.67	2005
12. Jeff Brockhaus (SR) _____	64	2726	42.59	1980

CAREER	NO.	YDS.	AVG.	YEARS
1. Trey Barrow _____	132	5794	43.894	2010-12
<b>2. Corey Fatony _____</b>	<b>147</b>	<b>6371</b>	<b>43.340</b>	<b>2015-16</b>
3. Matt Grabner _____	70	2976	42.514	2009-10
4. Jake Harry IV _____	87	3666	42.138	2008-09
5. Kyle Pooler _____	195	8146	41.774	1991-94
6. Vince Sebo _____	108	4511	41.768	1996-99
7. Tom Whelihan _____	159	6570	41.321	1984-87
8. Christian Brinser _____	144	5921	41.118	2011-14
9. Marlon Adler _____	205	8316	40.566	1982-85
10. Adam Crossett _____	179	7199	40.218	2004-07

## INTERCEPTIONS

SINGLE SEASON	NO.	YDS.	TD	YEAR
1. William Moore _____	8	61	1	2007
2. Roger Wehrli _____	7	112	0	1968
3. Ken Boston _____	6	167	1	1965
Wade Perkins _____	6	129	1	1998
Jim Whitaker _____	6	113	1	1966
Bill Whitaker _____	6	96	0	1979
Adrian Jones _____	6	84	0	1988
Andy Russell _____	6	65	1	1962
Dennis Poppe _____	6	34	0	1969
Bill Whitaker _____	6	28	1	1980
Johnny Roland _____	6	23	0	1965
Julian Jones _____	6	19	0	1999
Russ Calabrese _____	6	9	0	1977

CAREER	NO.	YDS.	TD	YEARS
1. Adrian Jones _____	15	139	0	1986-89
2. Ken Boston _____	14	216	2	1963-65
Bill Whitaker _____	14	140	1	1977-80
4. Erik McMillan _____	13	186	3	1984-87
5. Eric Wright _____	11	158	1	1978-80
William Moore _____	11	162	4	2005-08
7. Roger Wehrli _____	10	127	0	1966-68
Harold Piersey _____	10	85	1	1995-98
Kevin McIntosh _____	10	57	0	1991-94
Aarion Penton _____	10	123	1	2013-16



### TACKLES

SINGLE SEASON	UT	AT	TT	YEAR
1. Travis McDonald (LB) _____	113	51	164	1994
2. Sean Weatherspoon (LB) _____	76	79	155	2008
3. Jay Wilson (LB) _____	58	96	154	1982
4. Kentrell Brothers (LB) _____	73	79	152	2015
5. James Kinney (LB) _____	88	60	148	2002
6. James Kinney (LB) _____	84	63	147	2003
7. DeMontie Cross (FS) _____	89	56	145	1995
8. Sharron Washington (DB) _____	85	54	139	1991
9. DeMontie Cross (FS) _____	76	62	138	1994
10. Lynn Evans (LB) _____	62	71	133	1974
11. DeMontie Cross (FS) _____	84	48	132	1996
12. Sean Doyle (LB) _____	95	36	131	2001
13. Lester Dickey (LB) _____	74	56	130	1980
Sean Weatherspoon (LB) _____	77	53	130	2007
15. Darryl Major (LB) _____	84	45	129	1993
16. Van Darkow (LB) _____	56	66	122	1980
Kentrell Brothers (LB) _____	62	60	122	2014
18. Joe Love (LB) _____	63	56	119	1995
19. Darren MacDonald (LB) _____	71	47	118	1989

CAREER	UT	AT	TT	YEARS
1. James Kinney (LB) _____	256	178	434	2001-04
2. DeMontie Cross (DB) _____	249	166	415	1994-96
3. Sean Weatherspoon (LB) _____	240	173	413	2006-09
4. Jamonte Robinson (LB) _____	234	157	391	1998-01
5. Travis McDonald (LB) _____	242	144	386	1991-94
6. Darren MacDonald (LB) _____	153	222	375	1986-89
7. Barry Odom (LB) _____	203	159	362	1996-99
8. Kentrell Brothers (LB) _____	182	176	358	2012-15
Sean Doyle (LB) _____	223	135	358	1999-02
10. Darryl Major (LB) _____	226	120	346	1991-94
11. Andrew Wilson (LB) _____	174	158	332	2010-13
12. Jason Simpson (S) _____	218	113	331	2002-05
13. Brock Christopher (LB) _____	171	158	329	2005-08
14. Erik McMillan (DB) _____	203	120	323	1984-87
Jay Wilson (LB) _____	112	211	323	1980-83
16. Adrian Jones (DB) _____	191	148	319	1986-89
17. Lynn Evans (LB) _____	123	193	316	1972-74
18. Van Darkow (LB) _____	97	197	294	1978-81
19. William Moore (S) _____	182	102	284	2005-08
20. Caldrihoff Easter (DB) _____	180	103	283	1995-98
21. David Overstreet (S) _____	196	86	282	2003-06
22. Dedrick Harrington (LB) _____	183	97	280	2003-06
23. Chris Garlich (LB) _____	115	161	276	1975-78

QUARTERBACK SACKS

SEASON (YR)	NO.	YDS.	YEAR
1. Shane Ray (JR)	14.5	94	2014
2. Aldon Smith (SO)	11.5	99	2009
Michael Sam (SR)	11.5	71	2013
4. Justin Smith (JR)	11	91	2000
5. Stryker Sulak (SR)	10.5	94	2008
6. Antwaun Bynum (SR)	10	63	2002
Markus Golden (SR)	10	66	2014
8. Kony Ealy (JR)	9.5	59	2013
9. Brian Smith (JR)	9	53	2005
Charles Harris (JR)	9	51	2015
11. Jeff Gaylord (SR)	8	64	1981
Bobby Bell (SR)	8	62	1983
Bobby Bell (JR)	8	56	1982
Steve Martin (JR)	8	54	1994
Justin Smith (SO)	8	53	1999
Xzavie Jackson (SR)	8	51	2006
Brian Smith (FR)	8	49	2003
Rick Lyle (SR)	8	32	1993
19. Brian Smith (SR)	7.5	65	2006
Brad Madison (SO)	7.5	67	2010
<b>Marcell Frazier (JR)</b>	<b>7.5</b>	<b>61</b>	<b>2016</b>
22. Dick Chapura (JR)	7	62	1985
Darren MacDonald (SO)	7	42	1987
Antwaun Bynum (JR)	7	46	2001
Brian Smith (SO)	7	51	2004
Charles Harris (SO)	7	51	2015
Walter Brady (FR)	7	41	2015

CAREER	NO.	YDS.	YEARS
1. Brian Smith	31.5	218	2003-06
2. Justin Smith	22.5	155	1998-00
Stryker Sulak	22.5	203	2005-08
4. Michael Sam	21.0	125	2010-13
5. Lorenzo Williams	19	126	2004-07
Shane Ray	19	131	2012-14
7. Rick Lyle	18	92	1990-93
Charles Harris	18	113	2014-16
9. Bobby Bell	17	121	1981-83
Steve Martin	17	107	1992-95
Antwaun Bynum	17	109	2000-02
Aldon Smith	17	128	2009-10
13. Xzavie Jackson	16.5	107	2003-06
Markus Golden	16.5	109	2012-14
15. Brad Madison	16	124	2009-12
16. C.J. Mosley	15.5	91	2002-04
Ziggy Hood	15.5	76	2005-08
18. Lee Johnson	14	111	1986-89
Kony Ealy	14	95	2011-13
20. Jacques Smith	13	64	2008-11
21. Sean Weatherspoon	12.5	93	2006-09
22. Erik McMillan	12	109	1984-87
Dick Chapura	12	98	1982-86

TACKLES FOR LOSS

SEASON	NO.	YDS.	YEAR
1. Justin Smith (JR)	24	128	2000
Keith Wright (SR)	24	81	2002
3. John Cowan (SR)	23	0	1971
4. Shane Ray (JR)	22.5	122	2014
5. Markus Golden (SR)	20	95	2014
6. Aldon Smith (SO)	19	126	2009
Michael Sam (SR)	19	97	2013
Antwaun Bynum (SR)	19	84	2002
9. Sean Weatherspoon (JR)	18.5	75	2008
Charles Harris (SO)	18.5	85	2015
11. Jeff Gaylord (SR)	18	94	1981
Sean Doyle (SO)	18	84	2000
J.L. Doak (SR)	18	n/a	1972
14. Brian Smith (JR)	17	70	2005
Dan Bogard (SR)	17	n/a	1971

CAREER	NO.	YDS.	YEARS
1. Justin Smith	50.0	211	1998-2000
2. Sean Weatherspoon	43.5	176	2006-09
3. Brian Smith	42.5	242	2003-06
4. Stryker Sulak	38	239	2005-08
C.J. Mosley	38	137	2002-04
6. Dedrick Harrington	36.5	145	2003-06
7. Michael Sam	36	174	2010-13
Rick Lyle	36	134	1990-93
9. Xzavie Jackson	35.5	148	2003-06
10. Antwaun Bynum	35	145	2000-02
Jamonte Robinson	35	102	1998-2001
11. Charles Harris	34.5	163	2014-16

# TOP SINGLE-GAME PERFORMANCES

2017 MIZZOU FOOTBALL

## 200-YARD PASSERS

**PLAYER AND OPPONENT** **YDS.** **CL**

Jeff Handy at Oklahoma State, 10/17/92	480	So.
Blaine Gabbert vs. Baylor, 11/7/09	468	So.
<b>Drew Lock vs. Eastern Michigan, 9/10/16</b>	<b>450</b>	<b>So.</b>
Kent Kiefer vs. Kansas, 11/18/89	444	Jr.
Chase Daniel vs. Buffalo, 9/20/08	439	Sr.
Blaine Gabbert vs. Iowa, 12/28/10	434	Jr.
Jeff Handy vs. Nebraska, 10/24/92	424	So.
Chase Daniel at Colorado, 11/3/07	421	Jr.
Blaine Gabbert at Nevada, 9/25/09	414	So.
Chase Daniel vs. Nevada, 9/13/08	405	Sr.
<b>Drew Lock vs. Delaware State, 9/23/16</b>	<b>402</b>	<b>So.</b>
Chase Daniel vs. Nebraska, 10/6/07	401	Jr.

Chase Daniel vs. Oklahoma State, 10/11/08	390	Sr.
<b>Drew Lock vs. Georgia, 9/17/16</b>	<b>376</b>	<b>So.</b>
Steve Pisarkiewicz vs. Oklahoma State, 10/11/75	371	Jr.
Tony Scardino vs. Oklahoma, 10/10/51	365	Fr.
Chase Daniel at Oklahoma, 10/13/07	361	Jr.
Chase Daniel vs. Kansas, 11/24/07	361	Jr.
Blaine Gabbert at Texas A&M, 10/16/10	361	Jr.
Kirk Farmer vs. Baylor, 11/10/01	360	Jr.
Chase Daniel vs. Illinois, 9/1/07	359	Jr.
Chase Daniel vs. Kansas, 11/25/06	356	So.
Chase Daniel vs. Texas A&M, 11/10/07	352	Jr.
Blaine Gabbert vs. San Diego State, 9/18/10	351	Jr.
James Franklin at Indiana, 9/21/13	343	Sr.
Blaine Gabbert vs. Iowa State, 11/21/09	337	So.
Kent Kiefer vs. Texas Christian, 9/8/90	334	Sr.
Brad Smith at Bowling Green, 9/14/02	334	Fr.
Maty Mauk vs. Indiana, 9/20/14	331	So.
Chase Daniel vs. Oregon State, 12/29/06	330	So.
Chase Daniel at Ole Miss, 9/8/07	330	Jr.
Chase Daniel vs. Western Michigan, 9/15/07	328	Jr.
Chase Daniel at Iowa State, 11/15/08	328	Sr.
Kent Kiefer vs. Colorado, 10/6/90	326	Sr.
Blaine Gabbert at Oklahoma State, 10/17/09	325	So.
Maty Mauk at Toledo, 9/6/14	325	So.
James Franklin at Baylor, 11/5/11	325	So.
Chase Daniel vs. Illinois, 8/30/08	323	Sr.
Jeff Handy at Colorado, 10/9/93	321	Jr.
Jeff Handy at Iowa State, 10/29/94	320	Sr.
Chase Daniel vs. Murray State, 9/2/06	320	So.
<b>Drew Lock at Tennessee, 11/19/16</b>	<b>320</b>	<b>So.</b>
Blaine Gabbert vs. Illinois, 9/5/09	319	So.
James Franklin at Arizona State, 9/9/11	319	So.
Marlon Adler vs. Northwestern, 9/14/85	318	Sr.
Chase Daniel at Texas, 10/18/08	318	Sr.
Chase Daniel at Baylor, 11/1/08	318	Sr.
James Franklin vs. Murray State, 8/31/13	318	Sr.
Terry McMillan at Iowa State, 11/15/69	317	Sr.
Brad Smith vs. Arkansas State, 9/3/05	317	Sr.
Terry McMillan vs. Oklahoma, 11/8/69	312	Sr.
Paul Christman at Kansas State, 10/8/38	311	So.
Chase Daniel at Iowa State, 11/18/06	310	So.
Blaine Gabbert vs. Oklahoma, 10/23/10	308	Jr.
Terry McMillan at Kansas, 11/22/69	307	Sr.
Jeff Handy at Iowa State, 10/31/92	307	Sr.
Phil Johnson at Kansas, 11/17/90	306	Fr.
Jim Dougherty vs. Iowa State, 10/16/99	303	So.
Blaine Gabbert vs. Kansas, 11/28/09	303	So.
James Franklin vs. Auburn, 12/7/13	303	Sr.
Chase Daniel vs. Colorado, 10/25/08	302	Sr.
<b>Drew Lock at South Carolina, 11/5/16</b>	<b>302</b>	<b>So.</b>
Kent Kiefer vs. Miami (Fla.), 9/23/89	301	Jr.

Jeff Handy vs. Kansas State, 11/14/92	299	So.
Blaine Gabbert at Kansas State, 11/14/09	298	So.
Phil Johnson vs. Illinois, 9/14/91	297	So.
Phil Johnson at Baylor, 9/21/91	296	So.
Phil Bradley at Oklahoma State, 11/11/78	295	So.
Chase Daniel at Texas A&M, 10/14/06	295	So.
Maty Mauk vs. Florida, 10/19/13	295	Fr.
Chase Daniel vs. Illinois State, 9/22/07	294	Jr.
<b>Drew Lock vs. Vanderbilt, 11/12/16</b>	<b>294</b>	<b>So.</b>
Blaine Gabbert vs. Navy, 12/31/09	291	So.
James Franklin at Oklahoma, 9/24/11	291	So.
James Franklin vs. Iowa State, 10/15/11	289	So.
Chase Daniel vs. Kansas, 11/29/08	288	Sr.
Kent Kiefer vs. Kansas State, 10/20/90	287	Sr.
Jeff Handy vs. Kansas, 11/21/92	284	So.
Chase Daniel vs. Oklahoma, 10/28/06	284	So.
Chase Daniel at Kansas State, 11/17/07	284	Jr.
Brad Smith vs. South Carolina, 12/30/05	282	Sr.
Jeff Handy vs. Illinois, 9/11/93	281	Jr.
Blaine Gabbert vs. Illinois, 9/4/10	281	Jr.
<b>Drew Lock vs. Middle Tennessee, 10/22/16</b>	<b>281</b>	<b>So.</b>
<b>Drew Lock at West Virginia, 9/3/16</b>	<b>280</b>	<b>So.</b>
Kent Kiefer vs. Arizona State, 9/29/90	279	Sr.
Phil Johnson at Iowa State, 11/10/90	279	Fr.
James Franklin vs. Syracuse, 11/17/12	279	Jr.
Brad Smith at Colorado, 11/08/03	278	So.
James Franklin at Vanderbilt, 10/5/13	278	Sr.
Brad Smith at Nebraska, 10/30/04	277	Jr.
Warren Seitz vs. Wisconsin, 9/15/84	276	Jr.
Kent Kiefer vs. Oklahoma State, 10/28/89	276	Jr.
Corbin Berkstresser at Texas A&M, 11/24/12	276	Fr.
Brad Smith at Texas Tech, 10/19/02	275	Fr.
Terry McMillan at Colorado, 10/25/69	273	Sr.
Jeff Handy at Hawaii, 11/26/94	273	Sr.
Maty Mauk vs. Alabama (SEC), 12/6/14	272	So.
Chase Daniel vs. Kansas State, 11/8/08	271	Sr.
Phil Johnson vs. Iowa State, 11/12/91	270	So.
James Franklin vs. Georgia, 9/8/12	269	Jr.
Steve Pisarkiewicz vs. Oklahoma, 11/15/75	268	Jr.
<b>Drew Lock vs. Arkansas, 11/25/16</b>	<b>268</b>	<b>So.</b>
Maty Mauk vs. Arkansas, 11/28/14	265	So.
Steve Pisarkiewicz at Colorado, 10/18/75	264	Jr.
Pete Woods vs. Oklahoma, 10/15/77	262	Sr.
Brad Smith vs. Kansas, 11/20/04	262	Jr.
Chase Daniel vs. Kansas State, 10/22/06	262	So.
Phil Johnson vs. Oklahoma State, 10/19/91	260	So.
Phil Johnson vs. Marshall, 10/3/92	260	Jr.
Kent Kiefer at Oklahoma, 11/4/89	260	Jr.
Marlon Adler vs. Miss. State, 9/22/84	258	Jr.
Chase Daniel vs. Ohio, 9/23/06	258	So.
James Franklin at UCF, 9/29/12	257	Jr.
Jeff Handy vs. Tulsa, 9/3/94	256	Sr.
Blaine Gabbert vs. Furman, 9/19/09	256	So.
James Franklin vs. Arkansas St., 9/28/13	256	Sr.
Kent Kiefer at Oklahoma State, 10/27/90	255	Sr.
Chase Daniel vs. Oklahoma, 12/6/08	255	Sr.
Chase Daniel vs. Colorado, 9/30/06	253	So.
Chase Daniel at Nebraska, 10/4/08	253	Sr.
Maty Mauk at Texas A&M, 11/15/14	252	So.
Chase Daniel vs. Iowa State, 10/27/07	250	Jr.
Jeff Handy vs. Oklahoma, 11/6/93	249	Jr.
Corby Jones vs. Kansas State, 11/21/98	249	Sr.
Maty Mauk vs. South Carolina, 11/26/13	249	Fr.
Brad Smith vs. New Mexico, 9/10/05	248	Sr.
Brad Smith at Kansas State, 11/19/05	248	Sr.
Marlon Adler vs. Oklahoma State, 11/16/85	247	Sr.
Kirk Farmer vs. Oklahoma State, 10/6/01	247	Jr.
Warren Seitz at Iowa State, 11/2/85	246	Jr.
Darius Outlaw vs. Colorado, 11/4/00	246	So.
Kirk Farmer vs. Kansas, 10/20/01	246	Jr.

James Franklin vs. Western Illinois, 9/17/11	246	So.
Jeff Handy at Kansas, 11/23/91	245	Fr.
Chase Daniel vs. SEMO, 9/6/08	245	Sr.
<b>Drew Lock vs. BYU, 11/14/15</b>	<b>244</b>	<b>Fr.</b>
Chase Daniel at Nebraska, 11/4/06	244	So.
Chase Daniel vs. Mississippi, 9/9/06	243	So.
Kent Kiefer vs. Utah State, 9/15/90	242	Sr.
Phil Bradley vs. Colorado, 10/28/67	241	So.
Brad Smith at Iowa State, 11/2/02	241	Fr.
Darius Outlaw vs. Kansas, 10/14/00	237	So.
Brad Smith vs. Eastern Illinois, 9/13/03	236	So.
James Franklin at Florida, 11/3/12	236	Jr.
Brad Smith vs. Nebraska, 10/22/05	234	Sr.
Terry McMillan vs. Kansas, 11/23/68	233	Jr.
Corby Jones vs. Nebraska, 11/8/97	233	Jr.
Brad Smith vs. Arkansas State, 9/4/04	233	Jr.
James Franklin vs. Texas A&M, 11/30/13	233	Sr.
Marlon Adler vs. Army, 9/11/82	232	Fr.
Corby Jones at Oklahoma State, 10/25/97	231	Jr.
Jeff Handy at Oklahoma, 11/7/92	230	So.
Maty Mauk at Tennessee, 11/22/14	230	So.
Phil Bradley at Nebraska, 11/1/80	229	Sr.
Kent Kiefer vs. Texas Christian, 9/9/89	226	Jr.
James Franklin at Tennessee, 11/10/12	226	Jr.
Marlon Adler vs. Indiana, 9/28/85	225	Sr.
Mike Hyde vs. Rice, 9/19/81	225	Jr.
Chuck Roper at Oklahoma, 11/7/70	225	Jr.
Jeff Handy vs. Iowa State, 10/30/93	224	Jr.
Brad Smith vs. Troy, 9/9/04	224	Jr.
Gary Lane at California, 9/19/64	223	Jr.
Phil Bradley vs. Oklahoma, 11/17/79	222	Jr.
Marlon Adler vs. Kansas State, 10/22/83	221	So.
Jeff Handy vs. Colorado, 10/8/94	221	Sr.
Corby Jones vs. Texas, 10/18/97	220	Jr.
Blaine Gabbert vs. McNeese State, 9/11/10	220	Jr.
<b>Drew Lock vs. Kentucky, 10/29/16</b>	<b>220</b>	<b>So.</b>
Jeff Handy at Indiana, 9/26/92	219	So.
Chase Daniel vs. Oklahoma, 12/1/07	219	Jr.
Marlon Adler vs. Colorado State, 9/4/82	217	Fr.
Jeff Handy at West Virginia, 9/25/93	216	Jr.
Jim Dougherty vs. Texas Tech, 10/30/99	216	So.
Jeff Handy vs. Southern Methodist, 10/2/93	214	Jr.
Phil Bradley vs. Penn State, 10/4/80	214	Sr.
Kirk Farmer vs. Nebraska, 9/30/01	214	So.
James Franklin at Kansas State, 10/8/11	214	So.
Corby Jones vs. Iowa State, 10/4/97	213	Jr.
Brad Smith vs. Troy State, 9/28/02	213	Fr.
Brad Smith vs. Ball State, 9/18/04	213	Jr.
Steve Pisarkiewicz vs. Iowa State, 10/16/76	212	Sr.
James Franklin vs. Toledo, 9/7/13	212	Sr.
Phil Bradley vs. Purdue (Liberty), 12/27/80	210	Sr.
Chase Daniel vs. Texas Tech, 10/20/07	210	Jr.
Phil Bradley vs. Oklahoma State, 10/13/79	209	Jr.
Brad Smith vs. Colorado, 11/9/02	209	Fr.
Marlon Adler vs. Oklahoma State, 11/12/83	208	So.
Blaine Gabbert vs. Kansas State, 11/13/10	208	Jr.
Phil Bradley vs. Kansas, 11/22/80	206	Sr.
Kent Kiefer at Indiana, 9/22/90	206	Sr.
Pete Woods vs. Kansas State, 10/22/77	205	Sr.
Brad Smith vs. Kansas State, 11/6/04	205	Jr.
Phil Bradley at Oklahoma State, 10/11/80	203	Sr.
Maty Mauk at Kentucky, 11/9/13	203	Fr.
Mike Hyde vs. Kansas State, 10/10/81	202	Jr.
Kent Kiefer at Nebraska, 10/13/90	202	Sr.
Brad Perry at Oklahoma State, 10/30/82	200	Jr.
Phil Bradley at Oklahoma, 9/30/78	200	So.
Phil Johnson vs. Oklahoma, 11/3/90	200	Fr.
Chase Daniel vs. Northwestern, 12/30/08	200	Sr.

**SUMMARY OF TOP PASSERS**

**400-Yard Games (12)**

Chase Daniel	4
Blaine Gabbert	3
Jeff Handy	2
<b>Drew Lock</b>	<b>2</b>
Kent Kiefer	1

**300-399 Yard Games (51)**

Chase Daniel	16
Blaine Gabbert	7
James Franklin	5
Jeff Handy	3
Kent Kiefer	3
Terry McMillan	3
<b>Drew Lock</b>	<b>3</b>
Brad Smith	2
Maty Mauk	2
Marlon Adler	1
Paul Christman	1
Jim Dougherty	1
Kirk Farmer	1
Phil Johnson	1
Steve Pisarkiewicz	1
Tony Scardino	1

**200-299 Yard Games (139)**

Chase Daniel	18
Brad Smith	16
Jeff Handy	13
James Franklin	13
Phil Bradley	10
Kent Kiefer	9
Marlon Adler	7
Phil Johnson	7
Maty Mauk	7
Blaine Gabbert	6
<b>Drew Lock</b>	<b>6</b>
Corby Jones	5
Kirk Farmer	3
Steve Pisarkiewicz	3
Mike Hyde	2
Terry McMillan	2
Darius Outlaw	2
Warren Seitz	2
Pete Woods	2
5 With	1

**Most Games with 200 or More Yards Passing**

Chase Daniel	38
Jeff Handy	18
Brad Smith	18
James Franklin	18
Blaine Gabbert	16
Kent Kiefer	13
<b>Drew Lock</b>	<b>11</b>
Phil Bradley	10
Maty Mauk	9
Marlon Adler	8
Phil Johnson	8
Corby Jones	5

# TOP SINGLE-GAME PERFORMANCES

2017 MIZZOU FOOTBALL

## 100-YARD RECEIVERS

PLAYER AND OPPONENT	YDS.	REC.	CL.
Justin Gage vs. Baylor, 11/10/01	236	13	Jr.
Justin Gage at Bowling Green, 9/14/02	236	16	Sr.
Danario Alexander vs. Kansas, 11/28/09	233	15	Sr.
Linzy Collins at Kansas, 11/17/90	229	9	Sr.
Danario Alexander vs. Baylor, 11/7/09	214	13	Sr.
Henry Marshall vs. Oklahoma St., 10/11/75	207	7	Sr.
Danario Alexander at Kansas St., 11/14/09	200	10	Sr.

Henry Marshall vs. Oklahoma, 11/15/75	199	6	Sr.
<b>J'Mon Moore vs. Georgia, 9/17/16</b>	<b>196</b>	<b>8</b>	<b>Jr.</b>
Linzy Collins vs. Kansas, 11/18/89	193	9	Jr.
Danario Alexander at Okla. St., 10/17/09	180	9	Sr.
Victor Bailey vs. Kansas, 11/21/92	179	12	Sr.
Danario Alexander vs. Iowa St., 11/21/09	173	11	Sr.
Linzy Collins vs. TCU, 9/8/90	172	5	Sr.
Jeremy Maclin vs. Nevada, 9/13/08	172	6	So.
Mel Gray vs. Oklahoma, 11/8/69	171	6	Jr.
Joe Stewart vs. Iowa State, 10/16/76	171	6	Jr.
Danario Alexander at Nevada, 9/25/09	170	9	Sr.
Jimmie Hunt vs. Alabama (SEC), 12/6/14	169	6	Sr.
John Dausman vs. Kansas State, 11/21/98	169	6	So.
Victor Bailey at Indiana, 9/26/92	168	7	Sr.
Jeremy Maclin vs. Buffalo, 9/20/08	168	14	So.
Travis Garvin vs. Iowa State, 10/16/99	166	8	Fr.
Jared Perry vs. Furman, 9/19/09	161	7	Sr.
Junior Wren vs. Colorado, 10/10/51	160	9	Sr.
Henry Marshall at Colorado, 10/18/75	159	6	Sr.
Victor Bailey vs. Nebraska, 10/24/92	159	8	Sr.
Kenny Holly at Oklahoma State, 10/17/92	158	15	Jr.
Victor Bailey at Oklahoma State, 10/17/92	156	11	Sr.
Damon Mays vs. Colorado, 10/6/90	153	5	Sr.
Eric Spencer vs. Kansas, 10/14/00	153	8	So.
Bud Sasser vs. Indiana, 9/20/14	153	12	Sr.
T.J. Moe vs. Iowa, 12/28/10	152	15	So.

Justin Gage at Kansas, 10/6/01	148	11	Jr.
Gene Ackermann at Ohio State, 9/24/49	146	7	Jr.
Herbert Johnson at Kansas, 11/23/85	146	9	Sr.
Victor Bailey at Oklahoma, 11/7/92	146	10	Sr.
Jeremy Maclin vs. Texas A&M, 11/10/07	146	5	Fr.
Joe Stewart at Nebraska, 10/23/76	145	3	Jr.
Jared Perry vs. Baylor, 11/7/09	145	7	Sr.
Michael Egnaw vs. San Diego State, 9/18/10	145	13	Jr.
Dorial Green-Beckham vs. Auburn, 12/7/13	144	6	So.
Herbert Johnson vs. Oklahoma St., 11/16/85	143	5	Sr.
Jeremy Maclin at Kansas State, 11/17/07	143	9	Fr.
Jerrell Jackson vs. Iowa St., 11/21/09	142	8	So.
Chase Coffman at Texas, 10/18/08	140	12	Sr.
Jerrell Jackson vs. Oklahoma, 10/23/10	139	9	Jr.
Lamont Downer at Oklahoma St., 11/11/78	138	6	Sr.
William Franklin vs. Murray State, 9/2/06	138	4	Jr.
<b>J'Mon Moore vs. Vanderbilt, 11/12/16</b>	<b>138</b>	<b>8</b>	<b>Jr.</b>
Danario Alexander vs. Navy, 12/31/09	137	6	Sr.
Rahsetnu Jenkins at Iowa State, 10/29/94	136	7	So.
<b>J'Mon Moore vs. Arkansas, 11/25/16</b>	<b>135</b>	<b>6</b>	<b>Jr.</b>
Victor Bailey vs. Marshall, 10/3/92	134	8	Sr.

Jeremy Maclin vs. Colorado, 10/25/08	134	11	So.
<b>J'Mon Moore at Tennessee, 11/19/16</b>	<b>134</b>	<b>9</b>	<b>Jr.</b>
James Starmer at Kansas State, 10/8/38	133	7	So.
Kellen Winslow at Nebraska, 11/18/78	132	6	Sr.
Danario Alexander vs. Illinois, 9/5/09	132	10	Sr.
Andy Hill vs. Kansas, 11/17/84	129	7	Sr.
Jerrell Jackson vs. Iowa, 12/28/10	129	9	Jr.
Kent Layman at Colorado, 10/9/99	127	3	Sr.
Bud Sasser vs. Arkansas, 11/28/14	127	9	Sr.
Chase Coffman vs. Nevada, 9/13/08	127	6	Sr.
Justin Gage at Nebraska, 9/30/00	125	5	So.
<b>Ray Wingo vs. Eastern Michigan, 9/10/16</b>	<b>125</b>	<b>3</b>	<b>So.</b>
Victor Bailey at Kansas, 11/23/91	124	7	Jr.
Justin Gage at Texas A&M, 11/16/02	123	7	Sr.
Jeremy Maclin vs. Kansas, 11/29/08	123	9	So.
Danario Alexander at Colorado, 10/31/09	123	8	Sr.
Justin Gage vs. Oklahoma, 10/5/02	122	9	Sr.
<b>Emanuel Hall vs. Delaware State, 9/23/16</b>	<b>122</b>	<b>7</b>	<b>So.</b>
Kent Layman vs. Bowling Green, 9/5/98	121	4	Jr.
Bud Sasser at Toledo, 9/6/14	121	5	Sr.
Chase Coffman vs. Illinois, 8/30/08	120	9	Sr.
Jeremy Maclin vs. Okla. St., 10/11/08	120	8	So.
<b>Dimetrios Mason vs. Delaware State, 9/23/16</b>	<b>120</b>	<b>8</b>	<b>Fr.</b>
John Henley at Oklahoma, 11/7/70	119	9	Jr.
Andy Hill vs. Mississippi State, 9/22/84	119	4	Sr.
Kent Layman at Colorado, 11/1/97	119	4	So.
William Franklin at Texas A&M, 10/14/06	119	4	Jr.
T.J. Moe vs. San Diego State, 9/18/10	119	7	So.
T.J. Moe at Oklahoma, 9/24/11	119	7	Jr.
A.J. Ofodile vs. SMU, 10/2/93	118	6	Jr.
Michael Jones at Nebraska, 10/13/90	118	6	Sr.
Justin Gage vs. Bowling Green, 9/1/01	118	9	Jr.
Jeremy Maclin vs. Kansas State, 11/8/08	118	8	So.
Andy Gibler at Texas, 9/25/82	117	3	Sr.
Danario Alexander vs. Kansas, 11/24/07	117	8	So.
Earl Denny at California, 9/19/64	116	3	So.
Justin Gage vs. Colorado, 11/4/00	116	5	So.
William Franklin vs. Arkansas St., 9/3/05	116	8	So.
Mel Gray at Kansas, 11/22/69	115	3	Jr.
Kent Layman vs. Iowa State, 10/4/97	115	3	So.
Martin Rucker vs. Western Mich., 9/15/07	115	11	Sr.
L'Damian Washington at Georgia, 10/12/13	115	7	Sr.
<b>Johnathon Johnson vs. Eastern Michigan, 9/10/16</b>	<b>115</b>	<b>5</b>	<b>Fr.</b>
Harold Burnine at SMU, 10/7/55	114	8	Sr.
Harold Burnine at Kansas, 11/20/54	114	3	Jr.
Curtland Thomas vs. Army, 9/11/82	114	4	Jr.
Kenny Holly at West Virginia, 9/25/93	114	9	Sr.
Justin Gage at Texas Tech, 10/19/02	114	5	Sr.
<b>J'Mon Moore vs. Delaware State, 9/23/16</b>	<b>114</b>	<b>8</b>	<b>Jr.</b>
George Shorthose vs. Oklahoma St., 11/12/83	113	5	Jr.
James Caver vs. Kansas, 11/20/82	113	4	Sr.
Justin Gage at Oklahoma State, 10/6/01	113	12	Jr.
Sean Coffey vs. Arkansas State, 9/4/04	113	5	Jr.
Kenny Holly at Colorado, 10/9/93	112	8	Sr.
Linzy Collins at Oklahoma, 11/4/89	112	5	Jr.
Byron Chamberlain at Baylor, 9/21/91	110	10	So.
T.J. Moe at Texas A&M, 10/16/10	110	6	So.
Henry Marshall vs. Wisconsin, 9/27/75	109	7	Sr.
George Shorthose vs. Kansas, 11/19/83	109	7	Jr.
Tim Bruton vs. TCU, 9/9/89	109	8	Jr.
Martin Rucker vs. Nebraska, 10/6/07	109	9	Sr.
William Franklin at Colorado, 11/3/07	109	2	Sr.



Tommy Saunders at Baylor, 11/1/08	109	7	Sr.
Linzy Collins vs. Miami (Fla.), 9/23/89	108	3	Jr.
Damon Mays vs. Arizona State, 9/29/90	108	5	Sr.
Andy Gibler at Iowa State, 11/10/79	108	4	Fr.
A.J. Ofodile vs. Kansas State, 11/14/92	108	7	So.
Justin Gage vs. Colorado, 11/9/02	108	9	Sr.
Jeremy Maclin at Colorado, 11/3/07	108	6	Fr.
George Shorthose at Illinois, 9/8/84	107	5	Sr.
Ron Fellows vs. Penn State, 10/4/80	107	5	Sr.
Joe Stewart vs. Oklahoma, 10/15/77	107	5	Sr.
Linzy Collins at Oklahoma State, 10/27/90	106	8	Sr.
George Shorthose at Kansas State, 10/20/84	106	4	Sr.
Michael Jones vs. Iowa State, 10/15/88	106	4	So.
Jimmie Hunt at Tennessee, 11/22/14	106	3	Sr.
Joe Stewart at Oklahoma, 11/13/76	105	6	Jr.
Tim Bruton at Kansas State, 10/8/88	105	3	So.
William Franklin at Ole Miss, 9/8/07	105	8	Sr.
Michael Egnew vs. Iowa State, 10/15/11	105	6	Sr.
Dorial Green-Beckham at Indiana, 9/21/13	105	8	So.
Mark Miller at Wisconsin, 10/5/74	104	7	Sr.
Herbert Johnson at Texas, 9/21/85	104	6	Sr.
Chase Coffman vs. Okla. St., 10/11/08	104	11	Sr.
<b>J'Mon Moore at West Virginia, 9/3/16</b>	<b>104</b>	<b>8</b>	<b>Jr.</b>
Skip Leach vs. Iowa State, 11/2/91	103	7	Sr.
Junior Wren vs. Colorado, 11/11/50	103	4	Jr.
Kent Layman vs. Texas, 10/18/97	103	4	So.
Darius Outlaw at Iowa State, 11/2/02	103	9	Jr.
Jeremy Maclin at Iowa State, 11/15/08	103	8	So.
T.J. Moe vs. Oklahoma State, 10/22/11	103	6	Jr.
Adrian McBride vs. Northwestern, 9/14/85	102	5	Sr.
Martin Rucker at Kansas State, 11/19/05	102	8	So.
Chase Coffman at Oklahoma, 10/13/07	102	10	Jr.
Chris Black at West Virginia, 9/3/16	102	6	Sr.
Adrian McBride vs. Wisconsin, 9/15/84	101	4	Jr.
James Caver vs. Colorado State, 9/4/82	101	3	Sr.
T.J. Moe vs. Illinois, 9/4/10	101	13	So.
Bud Sasser vs. Vanderbilt, 10/6/12	101	1	So.
Marcus Lucas at Indiana, 9/21/13	101	10	Sr.
<b>Dimetrios Mason vs. Kentucky, 10/29/16</b>	<b>101</b>	<b>4</b>	<b>Fr.</b>
A.J. Ofodile at Colorado, 10/9/93	100	10	Jr.
Tommy Saunders vs. Nevada, 9/13/08	100	6	Sr.
Dorial Green-Beckham at Kenrucky, 11/9/13	100	7	So.

**SUMMARY OF TOP RECEIVERS**

**200-Yard Games (7)**

Danario Alexander	3
Justin Gage	2
Linzy Collins	1
Henry Marshall	1

**150-199 Yard Games (26)**

Victor Bailey	4
Danario Alexander	3
Linzy Collins	2
Henry Marshall	2
Jeremy Maclin	2
John Dausman	1
Travis Garvin	1
Mel Gray	1

Kenny Holly	1
Jimmie Hunt	1
Damon Mays	1
T.J. Moe	1
J'Mon Moore	1
Jared Perry	1
Bud Sasser	1
Eric Spencer	1
Joe Stewart	1
Junior Wren	1

**100-149 Yard Games (125)**

Justin Gage	9
Jeremy Maclin	8
T.J. Moe	5
William Franklin	5
Kent Layman	5
Chase Coffman	5
<b>J'Mon Moore</b>	<b>5</b>
George Shorthose	4
Victor Bailey	3
Linzy Collins	3
Jerrell Jackson	3
Herbert Johnson	3
A.J. Ofodile	3
Joe Stewart	3
Martin Rucker	3
Danario Alexander	3
Bud Sasser	3
Tim Bruton	2
Harold Burnine	2
James Caver	2
Andy Gibler	2
Andy Hill	2
Kenny Holly	2
Michael Jones	2
<b>Dimetrios Mason</b>	<b>2</b>
Adrian McBride	2
Tommy Saunders	2
27 With	1

**Most Games with 100 or More Receiving Yards**

Justin Gage	11
Jeremy Maclin	10
Danario Alexander	10
Victor Bailey	7
T.J. Moe	6
Linzy Collins	6
<b>J'Mon Moore</b>	<b>6</b>
William Franklin	5
Kent Layman	5
Chase Coffman	5
Henry Marshall	4
Bud Sasser	4
George Shorthose	4
Joe Stewart	4
Jerrell Jackson	3
Herbert Johnson	3
A.J. Ofodile	3
Kenny Holly	3
Martin Rucker	3
Dorial Green-Beckham	3



Zain Gilmore vs. Western Mich., 9/18/99 _ 139 _ 17 _ So.	Brad Smith vs. Nebraska, 10/11/03 ____ 123 _ 18 _ So.
Derrick Washington at Nebraska, 10/4/08 139 _ 14 _ So.	James Harrison vs. Iowa St., 11/14/70 ____ 123 _ 20 _ Sr.
Zack Abron vs. Middle Tenn. St., 9/20/03 _ 138 _ 18 _ Sr.	Ralph Carter at Nebraska, 11/7/42 ____ 123 _ 6 _ Sr.
Darrell Wallace vs. Utah State, 9/13/86 _ 138 _ 22 _ Jr.	Tony Temple at Ole Miss, 9/8/07 ____ 123 _ 17 _ Sr.
Bob Steuber at Michigan State, 11/1/41 _ 138 _ 13 _ Jr.	Henry Josey vs. Auburn, 12/7/13 ____ 123 _ 9 _ Jr.
Greg Cook vs. Army, 10/5/68 ____ 138 _ 33 _ Sr.	Ed Stephens vs. Kansas, 11/23/50 ____ 122 _ 14 _ Sr.
Brad Smith vs. Illinois, 8/31/02 ____ 138 _ 18 _ Fr.	Bobby Meyer at Mississippi St., 10/3/81 _ 122 _ 26 _ Sr.
Henry Josey vs. Oklahoma State, 10/22/11 138 _ 25 _ So.	Leonard Brown vs. Texas (Cotton), 1/1/46 _ 121 _ 18 _ Jr.
Zack Abron vs. Arkansas, 12/31/03 ____ 137 _ 19 _ Sr.	Greg Cook vs. Colorado, 10/12/68 ____ 121 _ 23 _ Sr.
Tony Galbreath vs. Kansas, 11/23/74 ____ 137 _ 34 _ Jr.	Kendial Lawrence vs. SELA, 9/1/12 ____ 121 _ 10 _ Sr.
Brad Smith vs. Troy State, 9/28/02 ____ 137 _ 13 _ Fr.	<b>Ish Witter vs. Middle Tennessee State, 10/22/16 ____ 121 _ 19 _ Jr.</b>
Brad Smith vs. Texas A&M, 11/15/02 ____ 136 _ 17 _ So.	Bob Steuber vs. Iowa Naval Cadets, 12/5/42 _ 120 _ 13 _ Sr.
Brad Smith vs. Middle Tenn. St., 9/20/03 _ 136 _ 15 _ So.	Charlie Brown vs. Florida (Sugar), 1/1/66 _ 120 _ 22 _ Jr.
Corby Jones vs. Iowa State, 11/18/95 ____ 136 _ 22 _ Fr.	Joe Moore vs. Oklahoma St., 10/18/69 _ 120 _ 26 _ Jr.
Henry Josey vs. Florida, 11/19/13 ____ 136 _ 18 _ Jr.	Jack Bastable vs. Kansas, 11/21/70 ____ 120 _ 26 _ So.
Corby Jones at Iowa State, 9/28/96 ____ 135 _ 13 _ So.	Bill Mauser vs. Colorado, 10/24/70 ____ 120 _ 29 _ Jr.
Earl Gant vs. Kansas, 11/11/78 ____ 134 _ 15 _ Sr.	James Harrison at Oklahoma St., 10/3/70 _ 120 _ 13 _ Sr.
Joe Moore vs. Nebraska, 10/11/69 ____ 134 _ 38 _ Jr.	Tony Galbreath at Alabama, 9/8/75 ____ 120 _ 32 _ Sr.
Devin West at Texas Tech, 10/31/98 ____ 133 _ 23 _ Sr.	Curtis Brown vs. Kansas, 11/20/76 ____ 120 _ 22 _ Sr.
Michael Jones at Kansas St., 10/21/89 ____ 133 _ 15 _ Jr.	Eric Drain vs. Notre Dame, 9/29/84 ____ 120 _ 24 _ Jr.
Ronnie Cameron vs. Texas, 9/20/86 ____ 133 _ 18 _ So.	Derrick Washington vs. Bowling Green, 9/12/09 _ 120 _ 23 _ Jr.
Henry Josey at Oklahoma, 9/24/11 ____ 133 _ 14 _ So.	James Wilder at Kansas St., 10/25/80 _ 119 _ 23 _ Sr.
Bob Steuber vs. Colorado, 10/3/42 ____ 132 _ 13 _ Sr.	Tommy Reamon at SMU, 10/13/73 ____ 119 _ 24 _ Sr.
Bob Steuber vs. Kansas, 11/26/42 ____ 132 _ 14 _ Sr.	Tony Temple vs. Murray State, 9/2/06 ____ 119 _ 15 _ Jr.
Corby Jones vs. Colorado St. (Holiday), 12/29/97 _ 132 _ 20 _ Jr.	Kendial Lawrence vs. Syracuse, 11/17/12 119 _ 27 _ Sr.
Henry Josey at Baylor, 11/5/11 ____ 132 _ 15 _ So.	Russell Hansbrough vs. Indiana, 9/20/14 119 _ 10 _ Jr.
Joe Freeman at Houston, 9/17/94 ____ 131 _ 23 _ Sr.	Devin West at Baylor, 11/16/96 ____ 118 _ 14 _ So.
Tommie Stowers vs. Kansas, 11/21/87 ____ 130 _ 22 _ So.	Paul Christman at Wash. U., 10/22/38 ____ 118 _ 25 _ So.
Michael Jones at Oklahoma St., 10/27/90 _ 130 _ 15 _ Sr.	Jon Redd at Illinois, 9/8/84 ____ 118 _ 12 _ So.
Derrick Washington vs. Illinois, 8/30/08 _ 130 _ 19 _ So.	Damien Nash vs. Kansas St., 11/6/04 ____ 118 _ 12 _ Jr.
Brock Olivo vs. North Texas, 9/2/95 ____ 129 _ 28 _ So.	Russell Hansbrough vs. BYU, 11/14/15 ____ 117 _ 26 _ Sr.
Nick Carras at Kansas, 11/22/47 ____ 129 _ 20 _ Sr.	Brad Smith at Ball State, 9/6/03 ____ 117 _ 13 _ So.
Henry Josey vs. Iowa State, 10/15/11 ____ 129 _ 19 _ So.	Henry Mahley vs. Iowa St., 10/24/36 ____ 117 _ 15 _ Jr.
Gary Kombrink vs. SMU, 9/23/67 ____ 128 _ 20 _ Sr.	Darrell Wallace vs. Indiana, 9/28/85 ____ 117 _ 21 _ So.
Rich Dansdill at Oklahoma, 11/13/76 ____ 128 _ 18 _ So.	Rich Dansdill at Kansas State, 10/9/76 ____ 117 _ 19 _ Jr.
Derrick Washington at Iowa State, 11/15/08 128 _ 11 _ So.	Joe Moore at Michigan, 10/4/69 ____ 117 _ 19 _ Jr.
James Wilder vs. Iowa State, 10/14/78 _ 127 _ 23 _ So.	Bill Tobin vs. Ga. Tech (Bluebonnet), 12/22/62 ____ 117 _ 11 _ Sr.
Paul Christman vs. Kansas, 11/25/39 ____ 127 _ 23 _ Jr.	Brad Smith vs. Kansas, 10/26/02 ____ 117 _ 15 _ Fr.
Ray Bybee vs. Auburn (Sun), 12/29/73 _ 127 _ 27 _ Jr.	Marlon Adler vs. California, 10/5/85 ____ 116 _ 20 _ Sr.
Curtis Brown at Iowa State, 11/8/75 ____ 126 _ 22 _ Jr.	Rich Dansdill at Iowa State, 11/8/75 ____ 116 _ 13 _ Fr.
Corby Jones at Tulsa, 9/20/97 ____ 126 _ 19 _ Jr.	Hank Kuhlmann at Nebraska, 11/1/58 ____ 116 _ 8 _ Sr.
Corby Jones vs. Baylor, 11/15/97 ____ 126 _ 15 _ Jr.	Ernest Blackwell vs. Eastern Mich., 9/6/97 _ 116 _ 12 _ Sr.
Zack Abron at Texas A&M, 11/16/02 ____ 126 _ 27 _ Jr.	James Austin vs. Kansas, 11/26/42 ____ 116 _ 15 _ So.
Damien Nash vs. Arkansas State, 9/4/04 126 _ 15 _ Jr.	Norris Stevenson at Nebraska, 10/29/60 _ 116 _ 11 _ Sr.
Russell Hansbrough vs. South Dakota State, 8/30/14 _ 126 _ 20 _ Jr.	Zack Abron vs. Illinois, 8/31/02 ____ 116 _ 26 _ Jr.
Devin West vs. West Virginia (Insight), 12/26/98 _ 125 _ 31 _ Sr.	Tommie Stowers at Oklahoma St., 10/22/88 _ 115 _ 21 _ Jr.
Devin West vs. Bowling Green St., 9/5/98 _ 125 _ 16 _ Sr.	James Wilder vs. LSU (Liberty), 12/23/78 _ 115 _ 28 _ So.
Maurice Wade at Michigan St., 11/1/41 ____ 125 _ 15 _ So.	Eric Drain vs. BYU (Holiday), 12/23/83 _ 115 _ 27 _ So.
Bob Steuber vs. Colorado, 10/4/41 ____ 124 _ 13 _ Jr.	<b>Damarea Crockett vs. Delaware State, 9/23/16 ____ 115 _ 12 _ Fr.</b>
Ray Bybee vs. Baylor, 9/22/74 ____ 124 _ 20 _ Sr.	Terry McMillan at Illinois, 9/28/68 ____ 114 _ 10 _ Jr.

# TOP SINGLE-GAME PERFORMANCES

2017 MIZZOU FOOTBALL

Dick Braznell at SMU, 10/1/49	114	11	Sr.	Maurice Wade vs. Colorado, 10/4/41	105	6	So.
Devin West vs. Iowa State, 10/4/97	114	24	Jr.	Brock Olivo vs. Eastern Mich., 9/6/97	105	19	Sr.
Maty Mauk vs. Tennessee, 11/2/13	114	13	Fr.	Brad Smith vs. Ball State, 9/7/02	105	9	Fr.
Russell Hansbrough vs. Minnesota (Citrus), 1/1/15	114	15	Jr.	Mel West vs. Iowa, 10/22/60	104	20	Sr.
Devin West at Texas A&M, 11/14/98	113	26	Sr.	Mel West vs. Oklahoma State, 9/24/60	104	12	Sr.
Howard Bonnet vs. Iowa St., 10/19/46	113	4	So.	Johnny Roland vs. Iowa State, 10/27/62	104	21	So.
Henry Josey vs. Murray St., 8/31/13	113	13	Jr.	Leroy Moss at Colorado, 10/27/73	104	23	Sr.
Henry Josey at Kenrucky, 11/9/13	113	11	Jr.	Tony Galbreath at Illinois, 9/20/75	104	17	Sr.
Zack Abron at Kansas, 9/27/03	112	17	Sr.	Darrell Wallace at Kansas, 11/23/85	104	21	So.
Earl Gant at Colorado, 10/28/77	112	14	Jr.	Devin West vs. Colorado St. (Holiday), 12/29/97	104	11	Jr.
Henry Josey vs. McNeese State, 9/11/10	112	7	Fr.	T.J. Leon vs. Kansas, 10/26/02	104	17	Sr.
Mel West vs. Navy (Orange), 1/1/61	111	21	Sr.	Kendial Lawrence at UCF, 9/29/12	104	19	Sr.
Gerry Ellis vs. Mississippi, 9/23/78	111	9	Jr.	Russell Hansbrough vs. Murray St., 8/31/13	104	8	So.
James Wilder vs. Iowa State, 11/8/80	111	28	Sr.	Russell Hansbrough at Indiana, 9/21/13	104	13	So.
DeVaughn Black vs. Memphis, 10/2/99	111	27	Sr.	Joe Freeman at Kansas St., 11/13/93	103	23	Jr.
Derrick Washington vs. Kansas, 11/28/09	111	15	Jr.	Earl Gant at Kansas State, 10/21/78	103	7	Sr.
Joe Freeman vs. Tulsa, 9/3/94	110	25	Sr.	Tommie Stowers vs. Kansas, 11/18/89	103	22	Sr.
Mel West at Kansas State, 10/15/60	110	18	Sr.	Chase Daniel vs. Kansas, 11/29/08	103	9	Sr.
Joe Moore vs. Oklahoma, 11/8/69	110	23	Jr.	James Franklin at Oklahoma, 9/24/11	103	25	So.
Tommy Reamon vs. Auburn (Sun), 12/29/73	110	23	Sr.	Brad Smith at Colorado, 11/8/03	102	21	So.
Earl Gant at Arizona State, 10/1/77	110	19	Jr.	Brock Olivo at Kansas, 11/4/95	102	23	So.
Zain Gilmore at Baylor, 11/11/00	110	15	Jr.	Ron McBride vs. Colorado, 10/12/68	102	24	Jr.
Charlie Brown at Oklahoma St., 9/25/65	109	31	Jr.	Earl Gant at Notre Dame, 9/9/78	102	17	Sr.
Nick Carras vs. Colorado, 11/8/52	109	—	Sr.	Mel West vs. Kansas, 11/22/58	102	18	So.
Zack Abron vs. Texas, 10/27/01	109	13	So.	Damien Nash vs. Colorado, 9/2/04	102	25	Jr.
Corby Jones vs. Colorado, 11/7/98	108	19	Sr.	Marcus Woods at Oklahoma St., 10/8/05	102	20	So.
Charlie Brown vs. Colorado, 11/5/66	108	13	Sr.	Mike Farmer at Oklahoma St., 10/3/70	101	14	Jr.
Curtis Brown at Ohio State, 9/25/76	108	20	Sr.	Tommie Stowers at Indiana, 9/26/87	101	19	So.
Phil Bradley vs. Oklahoma St., 11/12/77	108	20	Fr.	Curtis Brown at USC, 9/11/76	101	20	Sr.
Bobby Meyer vs. Oklahoma, 11/14/81	108	21	Sr.	Annis Davis at Kansas, 11/19/77	101	16	Sr.
Bill Rowekamp vs. Colorado, 11/8/52	108	—	Sr.	Earl Gant vs. California, 9/24/77	101	15	Jr.
Kendial Lawrence vs. N. Carolina (Independence), 12/26/11	108	16	Jr.	Darrell Wallace vs. Indiana, 9/27/86	101	26	Jr.
Kendial Lawrence vs. Kentucky, 10/27/12	108	23	Sr.	Bob Steuber at Iowa State, 10/18/41	101	6	Jr.
Brock Olivo at Oklahoma, 11/5/94	107	23	Fr.	Jim Hook vs. Oklahoma State, 9/29/51	101	10	Jr.
Joe Freeman vs. Oklahoma, 11/6/93	107	23	Jr.	Zack Abron at Kansas State, 11/17/01	101	15	So.
Ray Bybee at Kansas, 11/25/73	107	20	Jr.	Brad Smith at Iowa State, 11/27/04	101	21	Jr.
Dick Braznell vs. Oklahoma St., 10/8/49	107	18	Sr.	Tony Temple vs. Illinois State, 9/22/07	101	18	Sr.
Bob Bauman vs. Nebraska, 10/24/53	107	15	Jr.	Brock Olivo vs. Kansas State, 10/12/96	100	21	Jr.
Hank Kuhlmann at Kansas, 11/23/57	107	25	Jr.	Gary Lane vs. Utah, 9/26/64	100	10	Jr.
Darius Outlaw at Iowa State, 10/28/00	107	18	So.	Don Johnson at Kansas State, 11/4/72	100	25	Sr.
Bill Mauser vs. Iowa State, 11/14/70	106	23	Jr.	Jon Redd at Kansas, 11/19/83	100	18	Fr.
James Wilder vs. Colorado, 10/18/80	106	16	Sr.	Jim Hook at Oklahoma State, 10/18/52	100	16	Sr.
Darrell Wallace vs. Kansas, 11/22/86	106	28	Jr.	Tony Temple vs. Baylor, 11/12/05	100	17	So.
Harry Ice at Iowa State, 10/18/41	106	3	Jr.				
Zack Abron vs. Southwest Texas, 9/8/01	106	22	So.				
Kendial Lawrence vs. Texas, 11/12/11	106	18	Jr.				
Ray Bybee vs. Colorado, 10/24/64	105	14	Sr.				
Corey Welch at Kansas State, 10/8/88	105	15	Fr.				
James Wilder vs. Illinois, 9/20/80	105	15	Sr.				
Bill White at Colorado, 11/7/81	105	18	Sr.				

**SUMMARY OF TOP RUSHERS**

**300-Yard GAMES (1)**

Devin West \_\_\_\_\_ 1

**200-299 Yard GAMES (12)**

Brad Smith \_\_\_\_\_ 3  
 Brock Olivo \_\_\_\_\_ 2  
 DeVaughn Black \_\_\_\_\_ 1  
**Damarea Crockett** \_\_\_\_\_ **1**  
 Harry Ice \_\_\_\_\_ 1  
 Henry Josey \_\_\_\_\_ 1  
 Tony Temple \_\_\_\_\_ 1  
 Darrell Wallace \_\_\_\_\_ 1  
 Devin West \_\_\_\_\_ 1

**150-199 Yard GAMES (57)**

Joe Moore \_\_\_\_\_ 5  
 Brad Smith \_\_\_\_\_ 5  
 Curtis Brown \_\_\_\_\_ 2  
**Damarea Crockett** \_\_\_\_\_ **2**  
 Tony Galbreath \_\_\_\_\_ 2  
 Zain Gilmore \_\_\_\_\_ 2  
 Corby Jones \_\_\_\_\_ 2  
 Brock Olivo \_\_\_\_\_ 2  
 Johnny Roland \_\_\_\_\_ 2  
 James Wilder \_\_\_\_\_ 2  
 Tony Temple \_\_\_\_\_ 2  
 29 with \_\_\_\_\_ 1

**100-149 Yard GAMES (213)**

Zack Abron \_\_\_\_\_ 11  
 Brad Smith \_\_\_\_\_ 10  
 Henry Josey \_\_\_\_\_ 8  
 Devin West \_\_\_\_\_ 8  
 Earl Gant \_\_\_\_\_ 7  
 Bob Steuber \_\_\_\_\_ 7  
 Russell Hansbrough \_\_\_\_\_ 6  
 Corby Jones \_\_\_\_\_ 6  
 Kendial Lawrence \_\_\_\_\_ 6  
 Joe Moore \_\_\_\_\_ 6  
 Darrell Wallace \_\_\_\_\_ 6  
 James Wilder \_\_\_\_\_ 6  
 Curtis Brown \_\_\_\_\_ 5  
 Brock Olivo \_\_\_\_\_ 5  
 Tony Temple \_\_\_\_\_ 5  
 Mel West \_\_\_\_\_ 5  
 Derrick Washington \_\_\_\_\_ 5  
 Charlie Brown \_\_\_\_\_ 4  
 Ray Bybee \_\_\_\_\_ 4  
 Joe Freeman \_\_\_\_\_ 4  
 Tony Galbreath \_\_\_\_\_ 4  
 Tommie Stowers \_\_\_\_\_ 4  
 Greg Cook \_\_\_\_\_ 3  
 Rich Dansdill \_\_\_\_\_ 3  
 Bobby Meyer \_\_\_\_\_ 3  
 Damien Nash \_\_\_\_\_ 3  
 DeVaughn Black \_\_\_\_\_ 2  
 Dick Braznell \_\_\_\_\_ 2  
 Nick Carras \_\_\_\_\_ 2  
 Paul Christman \_\_\_\_\_ 2

**Damarea Crockett** \_\_\_\_\_ **2**  
 Eric Drain \_\_\_\_\_ 2  
 James Franklin \_\_\_\_\_ 2  
 Zain Gilmore \_\_\_\_\_ 2  
 Jim Harrison \_\_\_\_\_ 2  
 Jim Hook \_\_\_\_\_ 2  
 Michael Jones \_\_\_\_\_ 2  
 Hank Kuhlmann \_\_\_\_\_ 2  
 Bill Mauser \_\_\_\_\_ 2  
 Tommy Reamon \_\_\_\_\_ 2  
 Jon Redd \_\_\_\_\_ 2  
 Bill Rowekamp \_\_\_\_\_ 2  
 Maurice Wade \_\_\_\_\_ 2  
 34 with \_\_\_\_\_ 1

**MOST GAMES WITH 100 OR MORE YARDS**

**RUSHING**

Brad Smith \_\_\_\_\_ 18  
 Zack Abron \_\_\_\_\_ 11  
 Henry Josey \_\_\_\_\_ 11  
 Joe Moore \_\_\_\_\_ 11  
 Devin West \_\_\_\_\_ 11  
 Brock Olivo \_\_\_\_\_ 9  
 Earl Gant \_\_\_\_\_ 8  
 Corby Jones \_\_\_\_\_ 8  
 Bob Steuber \_\_\_\_\_ 8  
 Tony Temple \_\_\_\_\_ 8  
 Darrell Wallace \_\_\_\_\_ 8  
 James Wilder \_\_\_\_\_ 8  
 Curtis Brown \_\_\_\_\_ 7  
 Russell Hansbrough \_\_\_\_\_ 7  
 Kendial Lawrence \_\_\_\_\_ 7  
 Tony Galbreath \_\_\_\_\_ 6  
 Mel West \_\_\_\_\_ 6  
 Ray Bybee \_\_\_\_\_ 5  
 Charlie Brown \_\_\_\_\_ 5  
**Damarea Crockett** \_\_\_\_\_ **5**  
 Joe Freeman \_\_\_\_\_ 5  
 Derrick Washington \_\_\_\_\_ 5  
 Greg Cook \_\_\_\_\_ 4  
 Zain Gilmore \_\_\_\_\_ 4  
 Tommie Stowers \_\_\_\_\_ 4  
 DeVaughn Black \_\_\_\_\_ 3  
 Rich Dansdill \_\_\_\_\_ 3  
 Jim Hook \_\_\_\_\_ 3  
 Michael Jones \_\_\_\_\_ 3  
 Damien Nash \_\_\_\_\_ 3  
 Tommy Reamon \_\_\_\_\_ 3  
 Jon Redd \_\_\_\_\_ 3  
 Johnny Roland \_\_\_\_\_ 3  
**Ish Witter** \_\_\_\_\_ **2**  
 Marlon Adler \_\_\_\_\_ 2  
 Dick Braznell \_\_\_\_\_ 2  
 Nick Carras \_\_\_\_\_ 2  
 Paul Christman \_\_\_\_\_ 2  
 Robert Delpino \_\_\_\_\_ 2  
 Eric Drain \_\_\_\_\_ 2  
 Gerry Ellis \_\_\_\_\_ 2  
 James Franklin \_\_\_\_\_ 2  
 Jim Harrison \_\_\_\_\_ 2  
 Harry Ice \_\_\_\_\_ 2  
 Hank Kuhlmann \_\_\_\_\_ 2

# YEAR-BY-YEAR STATISTICAL LEADERS

## 2017 MIZZOU FOOTBALL

### SCORING

Year	Name	TD	PAT	FG	Pts.
1928	Robert Mehrle	5	2	0	32
1929	Russell Dills	4	2	0	26
1930	John Van Dyne	2	2	0	14
1931	George Stuber	3	0	0	18
1932	Charles Schiele	2	0	0	12
1933	Sidney Johnson	3	0	0	18
1934	Harold Bourne	2	1	0	13
1935	Al Londe	3	0	0	18
	Henry Mahley	3	0	0	18
1936	Jack Frye	4	9	1	36
1937	Henry Mahley	1	2	0	8
1938	Paul Christman	8	0	0	48
1939	Paul Christman	7	0	0	42
1940	Harry Ice	7	0	0	42
1941	Bob Steuber	9	13	0	67
1942	Bob Steuber	18	13	0	121
1943	Bill Dellastatious	6	0	0	36
	Don Reece	6	0	0	36
1944	Paul Collins	10	0	0	60
1945	Loyd Brinkman	5	0	0	30
	Robert Hopkins	5	0	0	30
1946	Howard Bonnett	5	0	0	30
	Loyd Brinkman	5	0	0	30
1947	Nick Carras	5	0	0	30
1948	Bus Entsminger	9	0	0	54
1949	John Glorioso	8	29	0	77
1950	Ed Stephens	9	0	0	54
1951	James Hook	6	0	0	36
1952	Bill Rowekamp	7	0	0	42
1953	Bob Schoonmaker	6	0	0	36
1954	Jack Fox	6	11	0	47
1955	Jim Hunter	3	0	0	18
	Joe Wynn	3	0	0	18
1956	Hank Kuhlmann	6	1	0	37
1957	Hank Kuhlmann	8	0	0	48
1958	Phil Snowden	6	1	0	37
1959	Donnie Smith	4	0	0	24
1960	Donnie Smith	13	0	0	78
1961	Bill Tobin	3	11	3	38
1962	Johnny Roland	13	0	0	78
1963	Gary Lane	6	0	0	36
1964	Gary Lane	4	2	0	26
	Charlie Brown	4	2	0	26
1965	Gary Lane	9	0	0	54
1966	Bill Bates	0	12	5	27
1967	Jay Wallace	0	15	4	27
1968	James Harrison	8	0	0	48
1969	Henry Brown	0	35	12	71
1970	Jack Bastable	1	21	11	60
1971	Greg Hill	0	8	5	23
1972	Greg Hill	0	22	13	61
1973	Greg Hill	0	24	13	63
1974	Tony Galbreath	8	0	0	48
1975	Tim Gibbons	0	33	13	72
1976	Tim Gibbons	0	23	13	62
1977	Jeff Brockhaus	0	22	9	49
1978	James Wilder	12	0	0	72
1979	Gerry Ellis	9	0	0	54
1980	Ron Verrilli	0	34	11	67
1981	Bob Lucchesi	0	21	10	51
1982	James Caver	4	0	0	24
	Curtland Thomas	4	0	0	24
1983	Marlon Adler	12	0	0	72
1984	Eric Drain	10	0	0	60
1985	Tom Whelihan	0	16	16	64
1986	Tom Whelihan	0	17	15	62
1987	Tom Whelihan	0	25	13	64
1988	Jeff Jacke	0	26	8	50
1989	Tommie Stowers	6	0	0	36
1990	Michael Jones	10	0	0	60
1991	Jeff Jacke	0	17	11	50
1992	Jeff Jacke	0	22	16	70

1993	Kyle Pooler	0	20	6	38
1994	Kyle Pooler	0	21	9	48
1995	Mark Norris	0	17	8	41
1996	Mark Norris	0	34	8	58
1997	Corby Jones	14	0	0	84
1998	Devin West	18	0	0	108
1999	Brad Hammerich	0	25	9	52
2000	Zain Gilmore	7	0	0	42
2001	Brad Hammerich	0	23	11	56
2002	Zack Abron	17	0	0	102
2003	Brad Smith	19	2	0	118
2004	Sean Coffey	10	0	0	60
2005	Brad Smith	16	2	0	100
2006	Jeff Wolfert	0	45	18	99
2007	Jeff Wolfert	0	67	21	130
2008	Jeff Wolfert	0	73	20	133
2009	Grant Ressel	0	39	26	117
2010	Grant Ressel	0	45	17	96
2011	James Franklin	15	0	0	90
2012	Andrew Baggett	0	33	14	75
2013	Andrew Baggett	0	66	18	120
2014	Andrew Baggett	0	43	18	97
2015	Andrew Baggett	0	15	16	63
<b>2016</b>	<b>Damarea Crockett</b>	<b>10</b>	<b>0</b>	<b>0</b>	<b>60</b>

1994	Brock Olivo	142	614	4.3
1995	Brock Olivo	232	985	4.2
1996	Brock Olivo	157	749	4.8
1997	Corby Jones	183	887	4.8
1998	Devin West	283	1578	5.6
1999	Zain Gilmore	188	764	4.1
2000	Zain Gilmore	139	632	4.5
2001	Zack Abron	157	783	5.0
2002	Brad Smith	193	1029	5.3
2003	Brad Smith	212	1406	6.6
2004	Damien Nash	164	792	4.8
2005	Brad Smith	229	1301	5.7
2006	Tony Temple	193	1063	5.5
2007	Tony Temple	186	1039	5.6
2008	Derrick Washington	177	1036	5.9
2009	Derrick Washington	190	865	4.6
2010	De'Vion Moore	99	517	5.2
2011	Henry Josey	145	1168	8.1
2012	Kendial Lawrence	200	1025	5.1
2013	Henry Josey	174	1166	6.7
2014	Russell Hansbrough	205	1084	5.3
<b>2015</b>	<b>Ish Witter</b>	<b>126</b>	<b>518</b>	<b>4.1</b>
<b>2016</b>	<b>Damarea Crockett</b>	<b>153</b>	<b>1062</b>	<b>6.9</b>

### RUSHING

YEAR	NAME	TC	YDS.	AVG
1947	Harold Entsminger	88	446	5.1
1948	Dick Braznell	89	484	5.4
1949	Dick Braznell	145	766	5.3
1950	John Glorioso	106	503	4.7
1951	Junior Wren	103	451	4.3
1952	Jim Hook	141	741	5.2
1953	Robert Bauman	90	405	4.5
1954	Robert Bauman	60	293	4.8
1955	Loyd Roll	99	432	4.4
1956	Hank Kuhlmann	87	440	5.0
1957	Hank Kuhlmann	136	554	4.1
1958	Mel West	131	642	4.8
1959	Mel West	122	556	4.6
1960	Mel West	138	650	4.7
1961	Andy Russell	100	412	4.1
1962	Johnny Roland	159	830	5.2
1963	Carl Reese	67	300	4.5
1964	Gary Lane	100	432	4.3
1965	Charlie Brown	174	937	5.4
1966	Charlie Brown	139	576	3.9
1967	Barry Lischner	174	647	3.7
1968	Greg Cook	161	693	4.4
1969	Joe Moore	260	1312	5.0
1970	James Harrison	127	702	5.5
1971	Don Johnson	98	360	3.7
1972	Tommy Reamon	115	454	3.9
1973	Tommy Reamon	149	610	4.1
1974	Tony Galbreath	197	870	4.4
1975	Tony Galbreath	183	777	4.2
1976	Curtis Brown	169	844	5.0
1977	Earl Gant	144	769	5.3
1978	James Wilder	160	873	5.5
1979	James Wilder	155	645	4.2
1980	James Wilder	172	839	5.0
1981	Bob Meyer	180	791	4.4
1982	Tracey Mack	120	484	4.0
1983	Eric Drain	167	684	4.1
1984	Jon Redd	119	668	5.6
1985	Darrell Wallace	226	1120	5.0
1986	Darrell Wallace	211	872	4.1
1987	Robert Delpino	115	750	6.5
1988	Tommie Stowers	143	667	4.7
1989	Tommie Stowers	142	547	3.9
1990	Michael Jones	100	485	4.9
1991	Mike Washington	101	420	4.2
1992	Joe Freeman	98	360	3.7
1993	Joe Freeman	136	675	5.0

### PASSING

YEAR	NAME	ATT.	C	I	YDS
1947	Bus Entsminger	50	22	1	372
1948	Bus Entsminger	90	43	6	633
1949	Phil Klein	122	55	5	808
1950	Phil Klein	84	50	6	625
1951	Tony Scardino	96	42	7	653
1952	Tony Scardino	129	62	11	781
1953	Vic Eaton	53	24	2	364
1954	Vic Eaton	74	36	2	774
1955	Dave Doane	113	52	8	774
1956	Jim Hunter	91	42	6	567
1957	Phil Snowden	57	24	6	299
1958	Phil Snowden	86	46	8	548
1959	Phil Snowden	83	33	10	415
1960	Ron Taylor	44	23	4	302
1961	Ron Taylor	62	31	6	428
1962	Jim Johnson	33	12	6	198
1963	Gary Lane	113	51	9	710
1964	Gary Lane	119	50	14	770
1965	Gary Lane	106	45	3	544
1966	Gary Kombrink	77	32	7	433
1967	Gary Kombrink	97	34	8	452
1968	Terry McMillan	113	56	7	745
1969	Terry McMillan	233	105	13	1963
1970	Chuck Roper	235	101	15	1097
1971	Chuck Roper	131	62	9	613
1972	John Cherry	131	52	15	861
1973	John Cherry	120	59	8	743
1974	Steve Pisarkiewicz	156	70	8	828
1975	Steve Pisarkiewicz	232	113	9	1792
1976	Pete Woods	131	59	5	996
1977	Pete Woods	127	65	7	785
1978	Phil Bradley	226	136	10	1780
1979	Phil Bradley	236	127	8	1448
1980	Phil Bradley	242	132	8	1632
1981	Mike Hyde	249	123	12	1471
1982	Marlon Adler	140	79	9	1242
1983	Marlon Adler	175	102	13	1603
1984	Marlon Adler	144	77	9	1128
1985	Marlon Adler	183	89	13	1258
1986	Ronnie Cameron	111	49	6	654
1987	John Stollenwerck	137	60	5	831
1988	Corey Welch	53	23	4	524
1989	Kent Kiefer	314	183	15	2314
1990	Kent Kiefer	275	165	15	2183
1991	Phil Johnson	311	167	13	2029
1992	Jeff Handy	329	196	8	2463
1993	Jeff Handy	291	174	12	1901
1994	Jeff Handy	349	200	8	2030



1995	Brandon Corso	136	59	3	623
1996	Kent Skornia	118	61	10	701
1997	Corby Jones	191	102	6	1658
1998	Corby Jones	178	87	5	1281
1999	Jim Dougherty	219	109	7	1304
2000	Darius Outlaw	225	105	9	1391
2001	Kirk Farmer	285	135	6	1567
2002	Brad Smith	366	196	6	2333
2003	Brad Smith	350	211	7	1977
2004	Brad Smith	369	191	11	2185
2005	Brad Smith	399	237	9	2304
2006	Chase Daniel	452	287	10	3527
2007	Chase Daniel	563	384	11	4306
2008	Chase Daniel	528	385	18	4335
2009	Blaine Gabbert	445	262	9	3593
2010	Blaine Gabbert	475	301	9	3186
2011	James Franklin	376	238	11	2865
2012	James Franklin	234	139	7	1562
2013	James Franklin	319	198	6	2429
2014	Maty Mauk	414	221	13	2648
2015	<b>Drew Lock</b>	<b>263</b>	<b>129</b>	<b>8</b>	<b>1332</b>
2016	<b>Drew Lock</b>	<b>434</b>	<b>237</b>	<b>10</b>	<b>3399</b>

## TOTAL OFFENSE

YEAR	NAME	RUSH	PASS	TOT.
1948	Bus Entsminger	451	633	1084
1949	Dick Braznell	766	362	1128
1950	John Glorioso	503	266	769
1951	Junior Wren	451	257	708
1952	Jim Hook	741	410	1151
1953	Vic Eaton	319	364	683
1954	Vic Eaton	-86	774	688
1955	Dave Doane	-65	774	709
1956	Jimmy Hunter	0	567	567
1957	Hank Kuhlmann	554	15	569
1958	Mel West	642	0	642
1959	Mel West	556	0	556
1960	Mel West	650	0	650
1961	Ron Taylor	86	428	514
1962	Johnny Roland	830	20	850
1963	Gary Lane	300	710	1010
1964	Gary Lane	432	770	1202
1965	Gary Lane	450	544	994
1966	Gary Kombrink	212	433	645
1967	Gary Kombrink	520	452	972
1968	Terry McMillan	357	745	1102
1969	Terry McMillan	194	1963	2157
1970	Chuck Roper	44	1097	1141
1971	Chuck Roper	113	613	726
1972	John Cherry	233	861	1094
1973	John Cherry	152	743	895
1974	Tony Galbreath	870	85	955
1975	Steve Pisarkiewicz	-60	1792	1732
1976	Pete Woods	193	996	1189
1977	Phil Bradley	372	492	864
1978	Phil Bradley	301	1780	2081
1979	Phil Bradley	316	1448	1764
1980	Phil Bradley	118	1632	1750
1981	Mike Hyde	-175	1471	1296
1982	Marlon Adler	17	1242	1259
1983	Marlon Adler	267	1603	1870
1984	Marlon Adler	328	1128	1456
1985	Marlon Adler	122	1258	1380
1986	Ronnie Cameron	365	654	1019
1987	John Stollenwerck	176	831	1007
1988	Corey Welch	393	524	917
1989	Kent Kiefer	-238	2314	2076
1990	Kent Kiefer	-90	2183	2093
1991	Phil Johnson	158	2029	2187

1992	Jeff Handy	-72	2463	2391
1993	Jeff Handy	-151	1901	1770
1994	Jeff Handy	-115	2030	1915
1995	Brock Olivo	985	0	985
1996	Corby Jones	742	624	1366
1997	Corby Jones	887	1658	2545
1998	Corby Jones	536	1281	1817
1999	Jim Dougherty	-8	1304	1296
2000	Darius Outlaw	259	1391	1650
2001	Kirk Farmer	379	1567	1946
2002	Brad Smith	1029	2333	3362
2003	Brad Smith	1406	1977	3383
2004	Brad Smith	553	2185	2738
2005	Brad Smith	1301	2304	3605
2006	Chase Daniel	379	3527	3906
2007	Chase Daniel	253	4306	4559
2008	Chase Daniel	281	4335	4616
2009	Blaine Gabbert	204	3593	3797
2010	Blaine Gabbert	232	3186	3418
2011	James Franklin	981	2865	3846
2012	James Franklin	122	1562	1684
2013	James Franklin	510	2429	2939
2014	Maty Mauk	373	2648	3021
2015	<b>Drew Lock</b>	<b>28</b>	<b>1332</b>	<b>1360</b>
2016	<b>Drew Lock</b>	<b>123</b>	<b>3399</b>	<b>3522</b>

## PASS RECEIVING

YEAR	NAME	REC.	YDS.	TD
1947	Mel Sheehan	14	218	2
1948	Mel Sheehan	23	346	3
1949	Gene Ackermann	42	621	2
1950	Gene Ackermann	31	400	3
1951	Harold Carter	24	456	2
1952	Jim Jennings	14	219	0
1953	Elmer Corpeny	12	179	2
1954	Harold Burnine	22	405	2
1955	Harold Burnine	44	594	2
1956	Charley James	30	362	1
1957	Charley James	12	132	1
1958	Danny LaRose	14	215	0
1959	Russ Sloan	13	128	3
1960	Danny LaRose	10	151	2
1961	Conrad Hitchler	8	124	0
1962	Bill Tobin	3	75	2
1963	Ted Saussele	8	115	1
1964	Earl Denny	10	222	1
1965	Monroe Phelps	17	207	2
1966	Chuck Weber	14	157	3
1967	Chuck Weber	15	212	1
1968	Jon Staggers	19	171	0
1969	Mel Gray	26	705	9
1970	John Henley	39	481	1
1971	John Henley	25	247	2
1972	Jack Bastable	29	362	2
1973	Mark Miller	17	256	1
1974	Mark Miller	38	522	5
1975	Henry Marshall	44	945	9
1976	Joe Stewart	45	834	5
1977	Joe Stewart	27	384	3
1978	Kellen Winslow	29	479	6
1979	Andy Gbler	23	316	4
1980	Ron Fellows	33	586	4
1981	James Caver	33	509	1
1982	James Caver	41	634	4
1983	George Shorthose	32	483	3
1984	George Shorthose	33	601	5
1985	Herbert Johnson	49	806	4

1986	Herbert Johnson	17	167	3
1987	Craig Lammers	16	253	1
1988	Tim Bruton	26	447	3
1989	Linzy Collins	46	803	4
1990	Linzy Collins	56	957	5
1991	Byron Chamberlain	39	464	4
1992	Victor Bailey	75	1210	6
1993	Kenny Holly	58	623	4
1994	Brian Sallee	58	616	2
1995	Brock Olivo	17	101	0
1996	Rahsetnu Jenkins	29	419	0
1997	Eddie Brooks	24	311	4
1998	Kent Layman	26	495	2
1999	Travis Garvin	36	608	2
2000	Justin Gage	44	709	4
2001	Justin Gage	74	920	5
2002	Justin Gage	82	1075	9
2003	Thomson Omboga	52	466	1
2004	Sean Coffey	39	648	10
2005	Martin Rucker	47	567	1
	Chase Coffman	47	503	4
2006	Chase Coffman	58	638	9
2007	Martin Rucker	84	834	8
2008	Jeremy MacIin	102	1260	13
2009	Danario Alexander	113	1781	14
2010	T.J. Moe	92	1045	6
2011	T.J. Moe	54	649	4
2012	Marcus Lucas	46	509	3
2013	Dorial Green-Beckham	59	883	12
2014	Bud Sasser	77	1003	12
2015	<b>J'Mon Moore</b>	<b>29</b>	<b>350</b>	<b>3</b>
2016	<b>J'Mon Moore</b>	<b>62</b>	<b>1012</b>	<b>8</b>

## PUNTING

YEAR	NAME	NO.	YDS.	AVG.
1946	Bob Teel	11	481	43.7
1947	Clement Day	53	1971	37.2
1948	Robert Robinson	46	1523	33.3
1949	Phil Klein	35	1125	32.1
1950	Phil Klein	33	1219	36.9
1951	Junior Wren	50	1780	35.6
1952	William Fessler	46	1765	38.4
1953	Vic Eaton	34	1222	35.9
1954	Vic Eaton	21	704	33.5
1955	Jerry Curtwright	15	563	37.5
1956	Jimmy Hunter	25	820	32.8
1957	Robert Haas	37	1125	41.7
1958	Phil Snowden	28	1127	40.0
1959	Robert Haas	37	1304	35.2
1960	Danny LaRose	33	1179	35.7
1961	Daryl Krugman	56	2020	36.1
1962	Daryl Krugman	47	1656	35.2
1963	Daryl Krugman	57	2200	38.6
1964	Gary Lane	48	1728	36.0
1965	Ray West	52	2071	40.0
1966	Bill Bates	72	2763	38.4
1967	Steve Kenemore	73	2828	38.8
1968	Steve Kenemore	56	2223	39.6
1969	Steve Kenemore	58	2270	39.1
1970	Mike Farmer	12	510	42.5
1971	Jack Bastable	57	2923	40.1
1972	Jack Bastable	71	2596	36.5
1973	Jim Goble	68	2578	37.9
1974	Jim Goble	77	3029	39.3
1975	Jim Goble	61	2433	39.9
1976	Monty Montgomery	54	1980	36.7
1977	Monty Montgomery	67	2642	39.4
1978	Jeff Brockhaus	53	1953	36.8
1979	Jeff Brockhaus	53	2114	39.9

# YEAR-BY-YEAR STATISTICAL LEADERS

## 2017 MIZZOU FOOTBALL

1980	Jeff Brockhaus	64	2726	42.6
1981	Eric Schmidt	75	2849	38.0
1982	Marlon Adler	55	2298	41.8
1983	Marlon Adler	55	2130	38.7
1984	Marlon Adler	35	1465	41.9
1985	Marlon Adler	60	2423	40.4
1986	Tom Whelihan	75	3115	41.5
1987	Tom Whelihan	61	2486	40.8
1988	Jim Michalski	65	2425	37.3
1989	Mark Plunkett	67	2648	39.5
1990	Mark Plunkett	53	2038	39.3
1991	Mark Plunkett	70	2669	38.1
1992	Kyle Pooler	48	1842	38.4
1993	Kyle Pooler	72	3056	42.4
1994	Kyle Pooler	75	3248	43.3
1995	Jason Smith	79	2887	36.5
1996	Vince Sebo	31	1396	45.0
1997	Vince Sebo	31	1222	39.4
1998	Vince Sebo	45	1861	41.4
1999	Jared Gilpin	62	2398	38.7
2000	Jared Gilpin	65	2587	38.6
2001	Brock Harvey	42	1660	39.5
2002	Brock Harvey	54	2295	42.5
2003	Brock Harvey	51	1877	36.8
2004	Brock Harvey	15	625	41.7
2005	Adam Crossett	57	2432	42.7
2006	Adam Crossett	47	1852	39.4
2007	Adam Crossett	52	2008	38.6
2008	Jake Harry IV	26	1057	40.7
2009	Jake Harry IV	61	2609	42.8
2010	Matt Grabner	69	2938	42.6
2011	Trey Barrow	62	2779	44.8
2012	Trey Barrow	68	2925	43.0
2013	Christian Brinser	68	2790	41.0
2014	Christian Brinser	75	2084	41.1
<b>2015</b>	<b>Corey Fatony</b>	<b>81</b>	<b>3477</b>	<b>42.9</b>
<b>2016</b>	<b>Corey Fatony</b>	<b>66</b>	<b>2894</b>	<b>43.8</b>

1978	Leo Lewis	8	50	6.3
1979	David Newman	17	199	11.7
1980	Johnnie Poe	5	40	8.0
1981	James Caver	26	260	10.0
1982	Ricky Doby	28	248	8.9
1983	George Shorthose	27	106	3.9
1984	Andy Hill	15	77	5.1
1985	Darrell Wallace	13	98	7.5
1986	Craig Lammers	15	112	7.5
1987	Craig Lammers	19	115	6.1
1988	Craig Lammers	16	66	4.1
1989	Maurice Benson	10	44	4.4
1990	Niu Sale	8	139	17.4
1991	Maurice Benson	10	94	9.4
1992	Kenny Holly	29	159	5.5
1993	Kenny Holly	7	38	5.4
1994	Clayton Baker	21	94	4.5
1995	Clayton Baker	22	114	5.2
1996	Randy Potter	16	135	8.4
1997	Randy Potter	11	80	7.3
1998	Randy Potter	6	20	3.3
1999	Arty Johnson	24	180	7.5
2000	Eric Spencer	15	140	9.3
2001	Marcus James	19	185	9.7
2002	Marcus James	24	327	13.6
2003	Marcus James	26	377	14.5
2004	Thomson Omboga	18	224	12.4
2005	Marcus Woods	7	188	26.9
2006	Tommy Saunders	11	118	10.7
2007	Jeremy Maclin	25	307	12.3
2008	Jeremy Maclin	23	270	11.7
2009	Carl Gettis	22	156	7.1
2010	Carl Gettis	24	146	6.1
2011	E.J. Gaines	9	98	10.9
2012	Marcus Murphy	27	374	13.9
2013	Marcus Murphy	21	146	7.0
2014	Marcus Murphy	27	281	10.4
2015	Aarion Penton	15	116	7.7
<b>2016</b>	<b>Johnathon Johnson</b>	<b>14</b>	<b>196</b>	<b>14.0</b>

1977	Joe Stewart	19	344	18.1
1978	Terry Hill	8	172	21.5
1979	Ron Fellows	6	133	22.2
1980	Bobby Meyer	11	221	20.1
1981	James Caver	14	378	27.0
1982	Ricky Doby	5	164	32.8
1983	George Shorthose	4	119	29.8
1984	George Shorthose	15	309	20.6
1985	Craig Lammers	9	182	20.2
1986	Kevin Hagens	14	319	22.8
1987	Kevin Hagens	8	184	23.0
1988	Craig Lammers	12	239	19.9
1989	Ronnell Kayhill	12	259	21.6
1990	Ronnell Kayhill	4	80	20.0
1991	Jason Oliver	20	358	17.9
1992	Jerome Madison	8	124	15.5
1993	Clayton Baker	18	357	19.8
1994	Clayton Baker	8	159	19.9
1995	Randy Potter	9	190	21.1
1996	Devin West	13	300	23.1
1997	Ricky Ross	6	159	26.5
1998	Ricardo Rhodes	13	404	31.3
1999	Ricardo Rhodes	19	376	19.8
2000	Ricardo Rhodes	20	369	18.5
2001	Marcus James	23	424	18.4
2002	Shirdonya Mitchell	16	385	24.1
2003	Shirdonya Mitchell	22	530	24.1
2004	Alex Woodley	9	180	20.0
2005	Tony Temple	16	376	23.5
2006	Earl Goldsmith	13	253	19.5
2007	Jeremy Maclin	43	1039	24.2
2008	Jeremy Maclin	42	1010	24.0
2009	Jasper Simmons	36	815	22.6
2010	Marcus Murphy	24	475	19.8
2011	T.J. Moe	26	607	23.3
2012	Marcus Murphy	19	458	24.1
2013	Marcus Murphy	27	599	22.2
2014	Marcus Murphy	17	504	29.6
2015	John Gibson	13	192	14.8
2016	Alex Ross	24	509	21.2

### PUNT RETURNS (MIN. 4)

YEAR	NAME	NO.	YDS.	AVG.
1948	Mike Ghnouly	5	94	18.9
1949	Mike Ghnouly	8	57	7.1
1950	Harold Carter	6	105	17.5
1951	Harold Carter	10	127	12.7
1952	Ed Merrifield	22	230	10.5
1953	Ed Merrifield	7	79	11.3
1954	John Brase	5	54	10.8
1955	Jimmy Hunter	5	43	8.6
1956	Tom Morrell	5	41	8.2
1957	George Cramer	4	68	17.0
1958	Bob Haas	6	74	12.3
1959	Fred Brossart	4	40	10.0
1960	Donnie Smith	10	230	23.0
1961	Vince Turner	6	56	9.3
1962	Vince Turner	6	94	15.6
1963	Vince Tobin	4	34	8.5
1964	Johnny Roland	9	65	7.2
1965	Johnny Roland	32	430	13.4
1966	Roger Wehrli	25	239	9.5
1967	Jon Stagers	6	83	13.9
1968	Roger Wehrli	40	478	12.0
1969	John Henley	4	86	21.5
1970	Mike Fink	26	260	10.0
1971	Lorenzo Brinkley	5	68	13.6
1972	John Moseley	6	29	4.8
1973	John Moseley	19	314	16.5
1974	Tony Gillick	12	160	13.3
1975	Leo Lewis	19	185	9.7
1976	Leo Lewis	28	303	11.2
1977	Leo Lewis	15	115	7.7

### K.O. RETURNS (MIN. 4)

YEAR	NAME	NO.	YDS.	AVG.
1948	Mike Ghnouly	—	—	23.4
1949	Dick Braznell	11	232	21.7
1950	Harold Carter	13	295	22.7
1951	Bill Fessler	5	120	24.0
1952	Guy Rose	6	128	21.3
1953	Bob Schoonmaker	6	164	27.3
1954	Vic Eaton	7	150	21.4
1955	Jimmy Hunter	6	117	19.5
1956	Jimmy Hunter	4	121	30.2
1957	Hank Kuhlmann	8	260	32.5
1958	Norris Stevenson	6	119	19.8
1959	Mel West	6	198	33.0
1960	Mel West	4	135	33.7
1961	Carl Crawford	6	134	22.3
1962	Johnny Roland	6	169	28.2
1963	Ken Boston	6	129	21.5
	Monroe Phelps	6	129	21.5
1964	Johnny Roland	6	142	23.6
1965	Charlie Brown	5	143	28.6
1966	Roger Wehrli	4	76	19.0
1967	Roger Wehrli	11	293	26.6
1968	Jon Stagers	10	206	20.6
1969	Jon Stagers	17	505	29.9
1970	Mike Fink	8	213	26.8
1971	Mike Fink	21	594	28.3
1972	Mike Fink	22	468	21.3
1973	John Moseley	17	434	25.5
1974	Bill Ziegler	4	139	34.8
1975	Kenny Downing	11	215	19.5
1976	Joe Stewart	10	248	24.8

### PASS INTERCEPTIONS

YEAR	NAME	NO.	YDS.	AVG.
1948	Lloyd Brinkman	4	19	4.7
1949	Mike Ghnouly	4	49	12.2
	John Glorioso	4	63	15.7
1950	Bill Wilkening	4	34	8.5
1951	Bill Wilkening	3	—	—
1952	Ed Merrifield	4	35	8.8
1953	Bob Schoonmaker	3	21	7.0
1954	Jimmy Hunter	4	64	16.0
1955	Jerry Curtwright	5	47	9.4
1956	Hank Kuhlmann	2	19	9.5
1957	Don Mason	3	37	12.3
1958	Charles Snyder	2	18	9.0
	Ed Mehrer	2	9	4.5
1959	Bob Haas	3	14	4.6
1960	Charles Snyder	5	80	16.0
1961	Carl Crawford	5	43	8.6
1962	Andy Russell	6	65	10.8
1963	Ken Boston	4	—	—
	Gus Otto	4	—	—
1964	Ken Boston	6	167	27.8
1965	Johnny Roland	6	23	3.8
1966	Jim Whitaker	6	113	18.8
1967	John Meyer	4	43	10.7
1968	Roger Wehrli	7	112	16.0
1969	Dennis Poppe	6	34	5.6
1970	Henry Stuckey	4	96	24.0
	Pete Buha	4	71	17.7
1971	Henry Stuckey	4	33	8.2
1972	John Moseley	4	113	28.2
1973	Tony Gillick	3	47	15.6
1974	Rob Fitzgerald	3	62	20.6

1975	Steve Yount	3	11	3.6
	Kenny Downing	3	8	2.6
	Larry Davis	3	73	24.3
1976	Chuck Banta	4	16	4.0
1977	Russ Calabrese	6	9	1.5
1978	Chris Garlich	4	41	10.3
1979	Bill Whitaker	6	96	16.0
1980	Bill Whitaker	6	28	4.7
1981	Steve Crapo	3	58	19.3
1982	Demetrious Johnson	4	101	25.3
1983	Terry Matichak	2	33	16.5
	Jay Wilson	2	20	10.0
1984	Erik McMillan	3	42	14.0
1985	Erik McMillan	2	9	4.5
	Cameron Riley	2	8	4.0
1986	Adrian Jones	5	37	9.2
1987	Erik McMillan	5	119	23.8
1988	Adrian Jones	6	84	14.0
1989	Ted Lepage	4	92	23.0
1990	Maurice Benson	3	108	36.0
	Harry Colon	3	40	13.3
1991	Javan Lenhardt	2	21	10.5
	Tom Reiner	2	11	5.5
	Jermaine Wilkins	2	5	2.5
	Jason Oliver	2	4	2.0
1992	Kevin McIntosh	3	4	1.3
1993	Kevin McIntosh	4	52	13.0
1994	Bo Adams	2	19	9.5
	Chris Singletary	2	11	5.5
	Travis McDonald	2	3	1.5
	Kevin McIntosh	2	0	0.0
1995	Clayton Baker	4	38	9.5
1996	Terrence Binion	2	45	22.5
	DeMontie Cross	2	39	19.5
	Clayton Baker	2	21	10.5
1997	Harold Piersey	5	51	10.2
1998	Wade Perkins	6	129	21.5
1999	Julian Jones	6	19	3.2
2000	Antoine Duncan	4	3	0.7
2001	R.J. Jones	2	16	8.0
	Antoine Duncan	2	0	0.0
2002	R.J. Jones	4	39	9.8
2003	Brandon Barnes	2	0	0.0
2004	Shirdonya Mitchell	4	31	7.8
2005	Marcus King	3	163	54.3
2006	Brandon Massey	3	13	4.3
2007	William Moore	8	61	7.6
2008	Sean Weatherspoon	3	100	33.3
	Brock Christopher	3	39	13.0
2009	Kevin Rutland	2	0	0.0
2010	Kevin Rutland	3	64	21.3
2011	Kenji Jackson	3	0	0.0
2012	Kip Edwards	2	31	15.5
2013	E.J. Gaines	5	17	3.4
2014	Braylon Webb	4	89	22.2
2015	Ian Simon	2	39	19.5
	Kentrell Brothers	2	9	4.5
2016	Aarion Penton	5	82	16.4

TACKLES

YEAR	NAME	UT-AT	TT	TFL
1970	Adam Vital	37-81	108	3
1971	John Cowan	45-59	104	23
1972	Dan McDonough	43-71	114	4
1973	Scott Pickens	32-57	89	2-4
1974	Lynn Evans	62-71	133	7-25
1975	Ken Downing	68-27	95	4-7
1976	Mike Newman	55-58	113	—
1977	Jim Leavitt	60-54	114	1-3
1978	Chris Garlich	48-60	108	9-26
1979	Eric Berg	32-83	115	8-23
1980	Lester Dickey	74-56	130	4-6
1981	Van Darkow	24-86	110	8-23
1982	Jay Wilson	58-96	154	12-33

1983	Jay Wilson	40-72	112	8-42
1984	Tracey Mack	41-64	105	4-8
1985	Erik McMillan	80-29	109	8-28
1986	Terry Walker	26-64	90	8-27
1987	Darren MacDonald	33-68	101	11-56
1988	Darren MacDonald	34-56	90	4-9
1989	Darren MacDonald	71-47	118	3-8
1990	Harry Colon	86-25	111	7-22
1991	Sharron Washington	85-54	139	2-3
1992	Travis McDonald	49-43	92	4-16
1993	Darryl Major	84-45	129	7-22
1994	Travis McDonald	113-51	164	12-46
1995	DeMontie Cross	89-56	145	13-35
1996	DeMontie Cross	84-48	132	4-6
1997	Harold Piersey	65-39	104	2-8
1998	Harold Piersey	53-40	93	5-22
1999	Barry Odom	67-46	113	10-23
2000	Justin Smith	65-32	97	24-128
2001	Sean Doyle	95-36	131	5-9
2002	James Kinney	88-60	148	11-42
2003	James Kinney	84-63	147	7-22
2004	James Kinney	67-45	112	5-19
2005	David Overstreet	71-29	100	4-4
2006	Marcus Bacon	70-42	112	5.5-22
2007	Sean Weatherspoon	77-53	130	9.5-45
2008	Sean Weatherspoon	76-79	155	18.5-75
2009	Sean Weatherspoon	76-35	111	14.5-44
2010	Zaviar Gooden	50-35	85	7.5-16
2011	Andrew Wilson	47-51	98	9.5-22
2012	Andrew Wilson	44-35	79	2.5-4
2013	Andrew Wilson	59-54	113	6.5-11
2014	Kentrell Brothers	62-60	122	5.0-17
2015	Kentrell Brothers	73-79	152	12.0-32
2016	Donavin Newsom	46-27	73	5.5-21

QUARTERBACK SACKS

YEAR	NAME	NO.	YL
1979	Bennie Smith	4	50
	Norman Goodman	4	34
1980	Bennie Smith	5	38
	Wendall Ray	5	36
1981	Jeff Gaylord	8	64
1982	Bobby Bell	8	56
1983	Bobby Bell	8	62
1984	Erik McMillan	4	57
	Michael Scott	4	50
1985	Dick Chapura	7	62
1986	Jeff Cross	6	32
1987	Darren MacDonald	7	42
1988	Lee Johnson	5	37
	A.J. Miller	5	25
1989	Lee Johnson	4	40
1990	George Hunt	5	30
1991	Stacy Elliott	2	38
	George Hunt	2	12
	Tim Burke	2	12
1992	Rick Lyle	5	31
1993	Rick Lyle	8	32
1994	Steve Martin	8	54
1995	Steve Martin	6	34
1996	Justin Wyatt	3	23
	Donnell Jones	3	20
1997	Marquis Gibson	6	21
1998	Steve Erickson	3.5	12
	Justin Smith	3.5	11
1999	Justin Smith	8	53
2000	Justin Smith	11	91
2001	Antwaun Bynum	7	46
2002	Antwaun Bynum	10	63
2003	Brian Smith	8	49
2004	Brian Smith	7	51
2005	Brian Smith	9	53
2006	Xzavie Jackson	8	51
2007	Lorenzo Williams	6.5	61

2008	Stryker Sulak	10.5	94
2009	Aldon Smith	11.5	99
2010	Brad Madison	7.5	67
2011	Jacques Smith	5	26
2012	Michael Sam	4.5	30
2013	Michael Sam	11.5	71
2014	Shane Ray	14.5	94
2015	Charles Harris	7.0	51
	Walter Brady	7.0	41
2016	Charles Harris	8.0	50

FIELD GOALS

YEAR	NAME	FG-FGA	PCT.
1960	Bill Tobin	3-4	.750
1961	Bill Tobin	3-8	.375
1962	Bill Leistriz	3-5	.600
1963	Bill Leistriz	3-11	.273
1964	Bill Bates	3-10	.300
1965	Bill Bates	6-13	.462
1966	Bill Bates	5-12	.417
1967	Rocky Wallace	4-12	.333
1968	Henry Brown	3-9	.333
1969	Henry Brown	12-19	.632
1970	Jack Bastable	11-25	.440
1971	Greg Hill	5-15	.333
1972	Greg Hill	13-19	.684
1973	Greg Hill	13-22	.591
1974	Tim Gibbons	3-8	.375
1975	Tim Gibbons	13-27	.481
1976	Tim Gibbons	13-24	.542
1977	Jeff Brockhaus	9-22	.409
1978	Jeff Brockhaus	5-10	.500
1979	Ron Verrilli	8-12	.667
1980	Ron Verrilli	11-18	.611
1981	Bob Lucchesi	10-15	.667
1982	Brad Burditt	6-8	.750
1983	Brad Burditt	11-15	.733
1984	Brad Burditt	7-13	.538
1985	Tom Whelihan	16-26	.615
1986	Tom Whelihan	15-19	.789
1987	Tom Whelihan	13-17	.765
1988	Jeff Jacke	8-11	.727
1989	Dan Baker	4-6	.667
1990	Jeff Jacke	7-12	.583
1991	Jeff Jacke	11-14	.786
1992	Jeff Jacke	16-24	.667
1993	Kyle Pooler	6-9	.667
1994	Kyle Pooler	9-18	.500
1995	Mark Norris	8-12	.667
1996	Mark Norris	8-10	.800
1997	Scott Knickman	11-13	.846
1998	Brian Long	3-4	.750
1999	Brad Hammerich	9-14	.642
2000	Brad Hammerich	7-9	.778
2001	Brad Hammerich	11-16	.688
2002	Mike Matheny	9-13	.692
2003	Mike Matheny	10-14	.714
2004	Joe Tantarelli	10-16	.625
2005	Adam Crossett	14-20	.700
2006	Jeff Wolfert	18-20	.900
2007	Jeff Wolfert	21-25	.840
2008	Jeff Wolfert	20-27	.741
2009	Grant Ressel	26-27	.963
2010	Grant Ressel	17-19	.895
2011	Grant Ressel	9-16	.562
2012	Andrew Baggett	14-20	.700
2013	Andrew Baggett	18-25	.720
2014	Andrew Baggett	18-25	.720
2015	Andrew Baggett	16-20	.800
2016	Tucker McCann	6-12	.500

# YEAR-BY-YEAR TEAM STATISTICS

2017 MIZZOU FOOTBALL

YEAR	TEAM	PTS.	TDs	1st DOWNS	RUSHING		PASSING			TOTAL OFF.				
					TC	NET	ATT.	COMP.	INT.	YDS.	PLAYS	YDS.	FUM.	PEN.
2016	MU	377	52	292	500	2461	448	249	10	3545	948	6006	28-13	80-685
	OPP	378	49	273	531	2794	418	241	15	2962	949	5756	7-5	75-596
2015	MU	163	16	181	397	1385	373	186	12	1986	770	3371	18-5	63-517
	OPP	194	22	213	484	1593	354	219	9	2031	838	3624	18-7	62-605
2014	MU	389	48	270	539	2490	415	221	13	2648	954	5138	10-3	102-815
	OPP	295	36	275	531	1872	474	288	12	2978	1005	4850	32-13	83-666
2013	MU	548	71	343	588	3330	454	267	8	3540	1042	6870	14-8	72-543
	OPP	323	39	297	513	2145	567	356	20	3705	1080	5850	18-12	103-768
2012	MU	309	39	217	453	1662	414	228	14	2615	867	4277	22-8	67-519
	OPP	341	45	245	451	1791	401	261	7	2897	852	4688	28-16	74-563
2011	MU	427	54	316	589	3172	383	243	11	3010	972	6182	15-8	70-593
	OPP	306	39	269	344	1656	487	306	13	3284	950	4940	20-9	77-583
2010	MU	388	48	287	439	2033	490	312	10	3292	929	5325	20-8	79-747
	OPP	209	26	248	484	1988	441	249	18	2645	925	4633	24-11	80-614
2009	MU	377	42	268	444	1651	467	274	11	3711	911	5362	18-8	69-716
	OPP	330	40	264	463	1542	475	305	8	3269	938	4811	24-15	91-754
2008	MU	591	76	358	417	2153	565	404	18	4625	982	6778	13-8	58-524
	OPP	381	50	327	510	1748	583	374	14	4013	1093	5761	19-8	98-827
2007	MU	558	70	378	530	2467	582	394	13	4397	1112	6864	18-7	76-648
	OPP	326	43	286	476	1709	560	347	17	3596	1036	5305	28-16	103-778
2006	MU	391	48	291	457	1943	465	291	11	3590	922	5533	22-15	60-514
	OPP	254	32	246	465	1749	400	231	13	2414	865	4163	25-15	65-562
2005	MU	369	47	281	512	2463	469	277	11	2694	981	5157	24-14	86-805
	OPP	350	45	243	474	1816	387	219	13	2604	861	4420	25-11	97-813
2004	MU	256	32	213	457	1815	377	197	11	2283	834	4098	14-7	47-389
	OPP	215	27	162	428	1673	277	148	15	1642	705	3315	21-8	74-539
2003	MU	399	53	274	551	3087	375	225	8	2158	926	5245	13-5	70-610
	OPP	287	34	279	552	2174	422	266	9	2779	974	4953	22-15	76-527
2002	MU	360	48	239	494	2204	380	204	7	2438	874	4642	16-5	82-637
	OPP	352	44	283	511	2013	426	253	12	3391	937	5404	26-12	82-676
2001	MU	240	27	217	402	1841	370	174	9	1895	772	3736	12-7	56-444
	OPP	330	40	227	515	2186	282	183	6	2205	797	4391	19-9	84-715
2000	MU	255	33	201	451	1696	335	157	19	2165	786	3861	19-12	76-625
	OPP	348	47	234	501	1749	311	164	14	2287	812	4036	22-13	95-831
1999	MU	224	27	217	507	1762	340	159	15	1955	847	3717	26-13	77-542
	OPP	371	44	186	416	1689	294	160	10	2167	710	3856	16-9	80-672
1998	MU	300	42	214	546	2552	187	88	5	1298	733	3850	22-13	68-582
	OPP	205	21	201	451	1761	270	155	13	1686	721	3447	21-12	72-571
1997	MU	368	48	251	592	2899	195	104	6	1723	787	4622	12-8	76-602
	OPP	332	45	226	432	2131	285	136	14	2121	717	4252	17-7	78-701
1996	MU	278	36	229	553	2758	230	120	13	1403	783	4161	26-15	76-601
	OPP	376	51	223	474	2234	254	142	9	2103	728	4337	12-4	61-479
1995	MU	186	23	188	508	2205	258	106	9	1119	766	3324	19-9	76-656
	OPP	311	41	213	451	2157	271	148	16	1863	722	4020	30-13	69-567
1994	MU	208	25	220	403	1295	409	232	10	2430	812	3725	15-7	90-841
	OPP	323	43	283	604	2824	278	170	11	2155	882	4979	22-8	91-741
1993	MU	192	25	215	390	1267	381	221	16	2412	771	3679	25-15	63-553
	OPP	344	44	230	520	2412	289	146	11	1956	809	4368	20-7	84-721
1992	MU	214	24	235	368	1011	442	258	12	3223	810	4234	16-8	58-526
	OPP	269	34	229	524	2511	279	137	11	1902	803	4413	16-9	70-552
1991	MU	223	27	188	360	1180	406	218	15	2661	766	3841	35-20	62-499
	OPP	403	53	283	628	3677	283	137	11	1878	911	5555	27-10	77-641
1990	MU	278	37	229	384	1256	404	246	19	3248	788	4504	19-10	57-471
	OPP	360	44	261	532	2814	320	168	14	2066	852	4880	21-9	54-406
1989	MU	171	23	198	360	869	365	207	18	2638	725	3507	26-13	72-639
	OPP	363	47	267	596	2944	280	160	8	2141	876	5085	27-11	75-667
1988	MU	234	30	200	609	2671	208	91	12	1367	817	4038	40-24	67-587
	OPP	330	43	194	465	1729	265	141	12	2118	730	3847	30-16	59-479
1987	MU	226	27	194	615	2820	162	66	6	891	777	3711	35-17	63-453
	OPP	209	25	199	508	1864	260	135	12	1992	768	3856	26-16	49-439
1986	MU	196	22	165	560	2068	194	89	12	1160	754	3228	29-15	63-528
	OPP	314	38	224	520	2517	270	159	16	2066	790	4583	34-19	63-548
1985	MU	206	23	217	489	1753	335	163	19	2213	824	3966	29-18	78-639
	OPP	342	40	243	570	2455	292	152	7	2127	862	4582	29-16	76-610
1984	MU	310	42	251	578	2639	263	136	17	2051	841	4690	25-15	48-374
	OPP	301	38	214	494	1812	272	148	11	2252	766	4064	39-15	58-508
1983	MU	275	35	234	626	2414	196	116	13	1758	822	4172	28-15	64-505
	OPP	181	22	172	401	1075	333	180	11	2053	734	3128	30-14	61-490

YEAR	TEAM	PTS.	TDs	1st		RUSHING		PASSING			TOTAL OFF.			
				DOWNS	TC	NET	ATT.	COMP.	INT.	YDS.	PLAYS	YDS.	FUM.	PEN.
1982	MU	207	27	186	524	1519	277	154	17	2194	801	3713	32-21	60-499
	OPP.	196	22	182	513	1948	277	121	14	1358	793	3306	27-16	68-472
1981	MU	257	33	198	526	1633	336	167	17	2068	862	3701	43-21	67-601
	OPP.	142	16	151	511	1453	275	134	18	1255	786	2708	43-25	67-548
1980	MU	307	39	216	539	2145	275	151	9	1895	814	4040	29-14	62-484
	OPP.	147	18	164	498	1595	250	118	23	1390	748	2985	32-21	60-499
1979	MU	236	29	195	511	2054	239	128	9	1459	750	3513	38-17	56-553
	OPP.	152	17	206	539	1912	287	132	17	1513	826	3425	35-12	64-501
1978	MU	348	48	233	579	2691	241	144	10	1866	820	4557	29-17	60-566
	OPP.	221	29	209	568	2200	261	115	19	1591	829	3791	37-15	57-580
1977	MU	195	24	214	645	2469	227	111	10	1297	872	3766	35-21	46-376
	OPP.	180	23	188	572	2272	207	94	18	1546	779	3818	35-25	54-517
1976	MU	246	30	226	567	2504	256	112	10	1789	823	4293	28-23	61-579
	OPP.	241	31	213	660	3041	156	68	15	1007	816	4048	32-19	50-448
1975	MU	282	35	215	580	2391	255	124	10	1927	835	4318	35-22	64-613
	OPP.	241	33	203	604	2810	173	73	13	1026	777	3836	33-18	44-389
1974	MU	204	28	162	511	2030	209	98	13	1140	720	3170	28-15	46-430
	OPP.	217	27	199	649	2348	184	91	12	1239	833	3587	40-17	45-417
1973	MU	185	21	166	619	2315	144	69	9	838	763	3153	28-22	55-472
	OPP.	135	17	170	561	1977	201	97	14	1242	762	3219	37-23	43-338
1972	MU	184	21	170	639	2139	160	64	17	1047	789	3186	39-22	46-471
	OPP.	262	35	204	572	1975	260	127	11	1944	832	3919	38-23	62-620
1971	MU	93	11	134	498	1414	285	128	21	1262	783	2676	32-21	45-457
	OPP.	260	35	184	617	2283	259	104	8	1494	876	3777	29-27	51-496
1970	MU	243	31	217	599	2557	321	132	19	1524	920	4081	14	637
	OPP.	223	29	174	550	1652	273	109	15	1866	823	3518	19	540
1969	MU	362	47	210	602	2463	257	113	16	2044	859	4517	17	455
	OPP.	181	25	149	461	1200	299	123	15	1953	760	3158	17	267
1968	MU	273	38	199	631	2611	202	92	14	1319	833	3930	18	385
	OPP.	126	18	128	497	1242	185	74	17	1169	682	2411	17	514
1967	MU	134	17	137	597	1976	133	47	11	568	730	2544	16	281
	OPP.	76	9	98	438	739	188	88	11	1013	626	1752	8	372
1966	MU	121	15	115	483	1570	135	51	14	670	618	2240	13	360
	OPP.	116	16	133	489	1562	159	68	14	922	648	2484	10	471
1965	MU	203	27	166	566	2473	139	60	6	693	705	3166	9	326
	OPP.	83	12	127	375	1195	234	106	16	1239	609	2434	11	285
1964	MU	142	19	140	505	1834	131	53	16	814	636	2648	17	290
	OPP.	88	12	110	438	1275	136	62	15	874	574	2149	12	385
1963	MU	151	21	129	433	1516	136	60	11	773	569	2289	11	275
	OPP.	86	12	132	479	1576	168	65	13	789	647	2365	12	393
1962	MU	190	26	152	586	2549	63	24	9	293	649	2842	10	286
	OPP.	52	7	92	382	1126	150	59	17	683	532	1809	11	289
1961	MU	124	17	149	542	1776	108	50	9	677	650	2453	15	244
	OPP.	57	8	107	410	1078	150	65	12	692	560	1770	12	261
1960	MU	274	38	155	572	2493	78	34	8	298	650	2991	11	230
	OPP.	79	11	102	376	1100	186	74	15	851	562	1951	19	242
1959	MU	125	18	160	532	1906	140	54	16	731	672	2637	27-11	34-387
	OPP.	110	15	139	462	1522	177	90	8	1007	639	2529	30-18	50-513
1958	MU	164	24	150	533	2031	140	59	18	758	673	2789	14	331
	OPP.	141	—	125	—	1489	149	71	9	839	—	2328	18	439
1957	MU	149	21	125	461	1677	94	36	10	454	555	2131	24	232
	OPP.	157	—	171	—	2803	96	41	10	403	—	3206	17	418
1956	MU	200	29	189	586	2490	166	73	14	958	752	3448	29	443
	OPP.	183	—	—	133	2039	108	44	10	739	—	2778	19	481
1955	MU	92	14	143	442	1055	211	89	17	1216	653	2271	—	396
	OPP.	182	—	140	—	1704	143	68	13	907	—	2611	—	536
1954	MU	198	30	—	443	1599	188	92	11	1399	631	2998	—	—
	OPP.	261	—	—	—	—	—	—	—	—	—	—	—	—
1953	MU	130	18	—	501	1776	154	68	8	1034	655	2810	—	—
	OPP.	116	—	—	—	—	—	—	—	—	—	—	—	—
1952	MU	147	21	—	547	1866	229	83	27	1221	776	3087	—	—
	OPP.	159	—	—	—	1862	153	66	17	996	—	2858	—	—
1951	MU	169	25	156	399	1300	284	124	30	1762	683	3062	—	378
	OPP.	292	—	153	—	2537	172	74	6	1030	—	3567	—	723
1950	MU	166	24	165	516	2082	170	78	18	1066	686	3148	—	271
	OPP.	215	—	171	—	2570	185	83	15	1134	—	3704	—	401
1949	MU	264	39	—	—	2401	204	95	9	1459	—	3860	—	—
	OPP.	205	—	—	—	1812	190	84	12	1110	—	2922	—	—





# History & Tradition



**MU's Memorial Stadium, circa 1926**

# SEASON-BY-SEASON RECORDS

2017 MIZZOU FOOTBALL

Year	Coach	Overall			Conference			Finish	Pts	Opp.	Captain(s)
		W	L	T	W	L	T				
1890	A.L. McRae (1)	2	1	0	-	-	-	-	112	34	William R. Litterill
1891	Hal Reed (2)	3	1	0	-	-	-	-	108	28	Curtis Hill
1892	E.H. Jones (3)	1	2	0	-	-	-	-	28	18	D. Lee Shawhan
1893	H.L. Robinson (4)	4	3	0	-	-	-	-	148	126	Charles E. Young
1894	H.L. Robinson	4	3	0	-	-	-	-	134	108	Charles E. Young
1895	C.D. "Pop" Bliss (5)	7	1	0	-	-	-	-	156	42	Charles E. Young
1896	Frank Patterson (6)	7	5	0	-	-	-	-	240	78	Thomas R. Shawhan
1897	Charles Young (7)	5	6	0	-	-	-	-	112	143	Adam Hill
1898	David L. Fultz (8)	1	4	1	-	-	-	-	33	98	Thomas P. Howard
1899	David L. Fultz	9	2	0	-	-	-	-	242	56	John Kramer
1900	Fred Murphy (9)	4	4	1	-	-	-	-	72	81	Carl Kruse
1901	Fred Murphy	2	6	1	-	-	-	-	30	155	Charles Washer
1902	Pat O'Dea (10)	5	3	0	-	-	-	-	99	80	Thomas M. Ellis
1903	John F. McLean (11)	1	7	1	-	-	-	-	46	83	Abner Birney
1904	John F. McLean	3	6	0	-	-	-	-	71	130	Homer J. Haggard
1905	John F. McLean	5	4	0	-	-	-	-	94	79	Harvey W. Anderson
1906	W.J. Monilaw (12)	5	2	1	-	-	-	-	116	44	B.W. Tilman
1907	W.J. Monilaw	7	2	0	1	2	0	4th	278	41	Edwin L. Miller
1908	W.J. Monilaw	6	2	0	3	2	0	4th	196	45	Edwin L. Miller
1909	William W. Roper (13)	7	0	1	4	0	1	1st	86	36	Carl L. Ristine
1910	W. Hollenbeck (14)	4	2	2	2	1	1	3rd	77	17	Franklin Thatcher
1911	Chester L. Brewer (15)	2	4	2	0	2	2	5th	61	67	Glen B. Shuck
1912	Chester L. Brewer	5	3	0	2	3	0	4th	135	69	Clarence P. Lemire
1913	Chester L. Brewer	7	1	0	4	0	0	1st	193	67	Charles R. Wilson
1914	H.F. Schulte (16)	5	3	0	4	1	0	2nd	128	48	James A. Clay
1915	H.F. Schulte	2	5	1	1	3	1	5th	72	102	Jacob Speelman
1916	H.F. Schulte	6	1	1	3	1	1	2nd	112	21	Harry S. Lansing
1917	H.F. Schulte	3	5	0	2	4	0	5th	98	124	Paul Hamilton
1918	No Varsity Schedule (Influenza Epidemic)										
1919	John F. Miller (17)	5	1	2	4	0	1	1st	91	42	Anton Stankowski
1920	Miller/Phelan	7	1	0	5	1	0	2nd	156	61	Charles L. Lewis
1921	James Phelan (18)	6	2	0	4	2	0	T-2nd	136	50	Herbert Blumer
1922	Thomas Kelly (19)	5	3	0	4	3	0	4th	98	90	Herbert Bunker
1923	Gwinn Henry (20)	2	3	3	1	3	2	8th	31	40	Clyde Smith
1924	Gwinn Henry	7	2	0	5	1	0	1st	110	41	Arthur D. Bond
1925	Gwinn Henry	6	1	1	5	1	0	1st	110	44	Sam Whiteman
1926	Gwinn Henry	5	1	2	3	1	1	T-3rd	122	33	Carl Bacchus
1927	Gwinn Henry	7	2	0	5	1	0	1st	129	90	George Flamank
1928	Gwinn Henry	4	4	0	3	2	0	T-2nd	138	102	Miller Brown
1929	Gwinn Henry	5	2	1	3	1	1	2nd	78	28	John Waldorf
1930	Gwinn Henry	2	5	2	1	2	2	5th	41	132	Leonard McGirl
1931	Gwinn Henry	2	8	0	1	4	0	T-5th	72	183	Frank Bittner
1932	Frank Carideo (21)	1	7	1	1	3	1	5th	32	184	Kenneth Kirby
1933	Frank Carideo	1	8	0	0	5	0	6th	58	193	Charles Schiele
1934	Frank Carideo	0	8	1	0	5	0	6th	125	172	Herbert Grenda
1935	Don Faurot (22)	3	3	3	0	2	3	6th	97	77	Clair Houston
1936	Don Faurot	6	2	1	3	1	1	2nd	107	74	Al Londe
1937	Don Faurot	3	6	1	2	2	1	4th	42	64	Maurice Kirk
1938	Don Faurot	6	3	0	2	3	0	T-3rd	111	82	Frank Dickerson, Ray Moss
1939	Don Faurot	8	2	0	5	0	0	1st	155	79	Kenneth Ha

Year	Coach	Overall			Conference			Finish	Pts	Opp.	Captain(s)
		W	L	T	W	L	T				
1940	Don Faurot	6	3	0	3	2	0	3rd	213	135	Jack Crocker
1941	Don Faurot	8	2	0	5	0	0	1st	226	39	Darold Jenkins
1942	Don Faurot	8	3	1	4	0	1	1st	288	107	Don Reece
1943	Chauncey Simpson (23)	3	5	0	3	2	0	T-2nd	170	142	Game Captains
1944	Chauncey Simpson	3	5	2	2	1	2	3rd	176	224	Paul Collins
1945	Chauncey Simpson	6	4	0	5	0	0	1st	170	174	Game Captains
1946	Don Faurot	5	4	1	3	2	0	T-3rd	158	166	Ralph Stewart
1947	Don Faurot	6	4	0	3	2	0	3rd	240	116	Verlie Abrams, Roland Oakes
1948	Don Faurot	8	3	0	5	1	0	2nd	331	161	Chester Fritz
1949	Don Faurot	7	4	0	5	1	0	2nd	264	225	Bob Fuchs
1950	Don Faurot	4	5	1	3	2	1	3rd	166	215	Bob Ebinger, Bronko Marusic
1951	Don Faurot	3	7	0	2	4	0	T-4th	169	292	Bill Fuchs, Lowe Wren Jr.
1952	Don Faurot	5	5	0	5	1	0	2nd	147	159	Bob Castle, Bob Schoonmaker
1953	Don Faurot	6	4	0	4	2	0	T-2nd	130	116	Charles Phillips, Bob Schoonmaker, Loyd Brown
1954	Don Faurot	4	5	1	3	2	1	T-3rd	198	261	Vic Eaton, Charles Bull
1955	Don Faurot	1	9	0	1	5	0	7th	92	192	Hal Burnine, Tony Karakas
1956	Don Faurot	4	5	1	3	2	1	3rd	200	183	Jimmy Hunter
1957	Frank Broyles (24)	5	4	1	3	3	0	T-3rd	149	157	Ken Clemensen, Don Hopkins, Merv Johnson
1958	Dan Devine (25)	5	4	1	4	1	1	2nd	164	141	Don Chadwick, Charlie Rush
1959	Dan Devine	6	5	0	4	2	0	2nd	125	124	Mike Magac, Tom Swaney
1960	Dan Devine	11	0	0	7	0	0	1st	295	93	Ed Mehrer, Don Smith, Bill Wegener
1961	Dan Devine	7	2	1	5	2	0	T-2nd	124	57	Paul Henley
1962	Dan Devine	8	1	2	5	1	1	2nd	204	62	Jerry Wallach, Tom Hertz, Andy Russell
1963	Dan Devine	7	3	0	5	2	0	3rd	151	86	Paul Underhill, Gene Oliver
1964	Dan Devine	6	3	1	4	2	1	4th	142	88	Gus Otto
1965	Dan Devine	8	2	1	6	1	0	2nd	223	101	Johnny Roland, Carl Reece, Bruce Van Dyke
1966	Dan Devine	6	3	1	4	2	1	T-3rd	121	116	Jim Whitaker, Bill Powell
1967	Dan Devine	7	3	0	4	3	0	4th	134	76	Gary Kombrink, John Douglas
1968	Dan Devine	8	3	0	5	2	0	3rd	308	136	Carl Garber
1969	Dan Devine	9	2	0	6	1	0	T-1st	365	191	Jon Staggers, Sam Adams
1970	Dan Devine	5	6	0	3	4	0	T-4th	243	223	Nip Weisenfels, Joe Moore
1971	Al Onofrio (26)	1	10	0	0	7	0	8th	93	260	Sam Britts, John Cowan, Mike McKee
1972	Al Onofrio	6	6	0	4	3	0	T-4th	219	311	Dan McDonough, Scott Sodergren
1973	Al Onofrio	8	4	0	3	4	0	5th	219	152	Jim Schnietz, John Moseley
1974	Al Onofrio	7	4	0	5	2	0	T-2nd	204	217	Scott Pickens, Steve Sadich
1975	Al Onofrio	6	5	0	3	4	0	T-5th	282	241	Bob McRoberts, Tony Galbreath
1976	Al Onofrio	6	5	0	3	4	0	6th	246	241	Curtis Brown, Tom Hodge, Steve Pisarkiewicz
1977	Al Onofrio	4	7	0	3	4	0	5th	195	180	Keith Morissey, James Taylor
1978	Warren Powers (27)	8	4	0	4	3	0	T-3rd	368	236	Pete Allard, Chris Garlich
1979	Warren Powers	7	5	0	3	4	0	4th	260	166	Mark Jones, Kurt Petersen
1980	Warren Powers	8	4	0	5	2	0	3rd	333	175	Johnnie Poe, Howard Richards
1981	Warren Powers	8	4	0	3	4	0	5th	276	159	Brad Elelman, Van Darkow
1982	Warren Powers	5	4	2	2	3	2	5th	207	196	Andy Ekern, Kevin Potter
1983	Warren Powers	7	5	0	5	2	0	T-2nd	292	202	Conrad Goode, Jay Wilson
1984	Warren Powers	3	7	1	2	4	1	T-5th	310	301	Jerome Caver, Phil Greenfield
1985	Woody Widenhofer (28)	1	10	0	1	6	0	T-7th	206	342	Marlon Adler, Dave Kniptash, Dick Chapura, Buck Stinson
1986	Woody Widenhofer	3	8	0	2	5	0	6th	196	314	John Clay, Phil Pettey, Dick Chapura, Erik McMillan
1987	Woody Widenhofer	5	6	0	3	4	0	5th	226	209	Jeff Rigman, Darrell Wallace, Erik McMillan
1988	Woody Widenhofer	3	7	1	2	5	0	6th	234	330	Carl Bax, Curtis Wilson, Steve Vandegrift, Darryl Darling
1989	Bob Stull (29)	2	9	0	1	6	0	7th	171	363	Andy Lock, Tommie Stowers, Adrian Jones, Darren MacDonald

# SEASON-BY-SEASON RECORDS

2017 MIZZOU FOOTBALL

Year	Coach	Overall			Conference			Finish	Pts	Opp.	Captain(s)
		W	L	T	W	L	T				
1990	Bob Stull	4	7	0	2	5	0	T-6th	278	360	Michael Jones, Kent Kiefer
1991	Bob Stull	3	7	1	1	6	0	7th	223	403	Don Wright, Tom Reiner
1992	Bob Stull	3	8	0	2	5	0	T-6th	214	269	Victor Bailey, Mike Bedosky, Maurice Benson, Kent Gardner, Mike Ringgenberg
1993	Bob Stull	3	7	1	2	5	0	T-6th	192	344	Mike Bedosky, George Hunt, Rick Lyle, Jason Oliver
1994	Larry Smith (30)	3	8	1	2	5	0	6th	208	323	Jeff Handy, Chris Singletary
1995	Larry Smith	3	8	0	1	6	0	T-7th	186	311	Antwan Johnson, Steve Martin
1996	Larry Smith	5	6	0	3	5	0	4th	278	376	Russ Appel, DeMontie Cross
1997	Larry Smith	7	5	0	5	3	0	3rd	368	332	Brian Cracraft, Brock Olivo
1998	Larry Smith	8	4	0	5	3	0	T-2nd	300	205	Corby Jones, Harold Piersey, Devin West
1999	Larry Smith	4	7	0	1	7	0	T-5th	224	371	Barry Odom, Rob Riti
<hr/>											
2000	Larry Smith	3	8	0	2	6	0	T-5th	255	348	Joe Glauberman, Julian Jones
2001	Gary Pinkel (31)	4	7	0	3	5	0	T-4th	240	330	Dwayne Blakley, Justin Bland, Mike Hayes, Clarence Jones, David Monroe, Jamonte Robinson
2002	Gary Pinkel	5	7	0	2	6	0	5th	360	352	Sean Doyle, Justin Gage, James Kinney, A.J. Ricker
2003	Gary Pinkel	8	5	0	4	4	0	3rd	399	287	Terrence Curry, James Kinney, A.J. Ricker, Brad Smith
2004	Gary Pinkel	5	6	0	3	5	0	T-3rd	256	215	Atiyah Ellison, James Kinney, Brad Smith, Beau Viehmann
2005	Gary Pinkel	7	5	0	4	4	0	T-2nd	369	350	Derrick Ming, Tony Palmer, Jason Simpson, Brad Smith, Calvin Washington
2006	Gary Pinkel	8	5	0	4	4	0	T-2nd	391	254	Mike Cook, Brad Ekwerekwu, Dedrick Harrington, David Overstreet
2007	Gary Pinkel	12	2	0	7	1	0	1st	558	326	Pig Brown, Jason Ray, Martin Rucker, Lorenzo Williams
2008	Gary Pinkel	10	4	0	5	3	0	1st	591	381	Chase Daniel, Ziggy Hood, William Moore, Tommy Saunders
2009	Gary Pinkel	8	5	0	4	4	0	2nd	377	330	Danario Alexander, Jaron Baston, Kurtis Gregory, Sean Weatherspoon
<hr/>											
2010	Gary Pinkel	10	3	0	6	2	0	T-1st	388	209	Tim Barnes, Luke Lambert, Kevin Rutland
2011	Gary Pinkel	8	5	0	5	4	0	5th	427	306	Michael Egnew, Elvis Fisher, Jerrell Jackson, Kenji Jackson, Jacques Smith
2012	Gary Pinkel	5	7	0	2	6	0	5th	309	341	Will Ebner, Elvis Fisher, Zaviar Gooden, T.J. Moe
2013	Gary Pinkel	12	2	0	7	1	0	1st	548	323	James Franklin, E.J. Gaines, L'Damian Washington, Andrew Wilson
2014	Gary Pinkel	11	3	0	7	1	0	1st	389	295	Markus Golden, Mitch Morse, Bud Sasser, Braylon Webb
2015	Gary Pinkel	5	7	0	1	7	0	T-6th	163	194	Evan Boehm, Kenya Dennis, Russell Hansbrough, Ian Simon
2016	Barry Odom (32)	4	8	0	2	6	0	7th	377	378	Sean Culkin, Charles Harris, Drew Lock, Michael Scherer
<hr/>											
126-Year Totals		664	550	52	353	312	32	-	24,807	21,547	

## DECADE-BY-DECADE BREAKDOWN

Record by Decade	Won	Lost	Tied	Pts.	Opp.	PPG	OPP. PPG	PCT.
1890-1899	43	28	1	1,313	731	18.49	10.30	60.4%
1900-1909	45	36	5	1,088	774	12.65	9.00	55.2%
1910-1919	39	25	8	967	557	13.43	7.74	59.7%
1920-1929	54	21	7	1,108	579	13.51	7.06	70.1%
1930-1939	32	52	9	840	1,240	9.03	13.33	39.2%
1940-1949	60	37	4	2,236	1,489	22.14	14.74	61.4%
1950-1959	43	53	5	1,540	1,840	15.25	18.22	45.0%
1960-1969	77	22	6	2,067	1,006	19.69	9.58	76.2%
1970-1979	58	56	0	2,329	2,227	20.43	19.54	50.9%
1980-1989	45	64	4	2,451	2,591	21.69	22.93	41.6%
1990-1999	43	67	3	2,471	3,294	21.87	29.15	39.4%
2000-2009	70	54	0	3,796	3,173	30.61	25.59	56.5%
2010-2019	55	35	0	2,601	2,046	28.90	22.73	61.1%
<hr/>								
TOTALS	664	550	52	24,807	21,547	19.60	17.02	54.5%

## 2017 MIZZOU FOOTBALL

Years	Coach	Years	W- L-T	Pct.
1890	A. L. McRae	1	2-1-0	.667
1891	Hal Reid	1	3-1-0	.750
1892	E. H. Jones	1	1-2-0	.333
1893-94	H. O. Robinson	2	8-6-0	.571
1895	C. D. "Pop" Bliss	1	7-1-0	.875
1896	Frank Patterson	1	7-5-0	.583
1897	Charles Young	1	5-6-0	.455
1898-99	David L. Fultz	2	10-6-1	.618
1900-01	Fred Murphy	2	6-10-2	.389
1902	Pat O'Dea	1	5-3-0	.625
1903-05	John F. McClain	3	9-17-1	.352
1906-08	W.J. Monilaw	3	18-6-1	.740
1909	William Roper	1	7-0-1	.938
1910	W. Hollenbeck	1	4-2-2	.625
1911-13	Chester L. Brewer	3	14-8-2	.625
1914-17	Henry F. Schulte	4	16-14-2	.531

## MIZZOU COACHING HISTORY

Years	Coach	Years	W- L-T	Pct.
1919-20	*John F. Miller	2	5-1-2	.750
1920-21	*James Phelan	2	13-3-0	.813
1922	Thomas Kelly	1	5-3-0	.625
1923-31	Gwinn Henry	9	40-28-9	.578
1932-34	Frank Carideo	3	2-23-2	.111
1935-42, 46-56	Don Faurot	19	101-79-10	.558
1943-45	Chauncey Simpson	3	12-14-2	.464
1957	Frank Broyles	1	5-4-1	.550
1958-70	Dan Devine	13	93-37-7	.704
1971-77	Al Onofrio	7	38-41-0	.481
1978-84	Warren Powers	7	46-33-3	.580
1985-88	Woody Widenhofer	4	12-31-1	.284
1989-93	Bob Stull	5	15-38-2	.291
1994-00	Larry Smith	7	33-46-1	.413
2001-15	Gary Pinkel	15	118-73-0	.618
2016-Present	Barry Odom	1	4-8-0	.333

\*Miller and Phelan were co-coaches in 1920. Phelan receives credit for 7-1 record that season.

## MIZZOU ASSISTANT COACHING HISTORY

Jim Anderson _____ 1972-74	Ken Flajole _____ 1989-93	Jim Mackenzie _____ 1957	Steve Schottel _____ 1983-84
Wright Anderson _____ 1985-88	Tom Fletcher _____ 1958-65	Charles Mackey _____ 1962-65	Jackie Shipp _____ 2016
Moe Anksney _____ 1994-00	<b>Cornell Ford ____ 2001-Present</b>	Robert Maddock _____ 1950-51	John Simmons _____ 1937-56
Russ Ball _____ 1982-88	Bob Frala _____ 1966-71	Bill McConnell _____ 1985-87	Chauncey Simpson _____ 1934-54
Dick Beechner _____ 1978-81	Prentice Gautt _____ 1968-74	Dave McGinnis _____ 1976-77	Corbyn Smith _____ 1998-00
Larry Beightol _____ 1983-84	Merrill Gresen _____ 1957	Jim McKinley _____ 1985-87	Harry Smith _____ 1941, 52-66
Phil Bengston _____ 1935-39	Alex Grinch _____ 2012-14	Bill Meyers _____ 1985-86	Ron Snyder _____ 1971-74
Jerry Berndt _____ 1994-99	Merle "Skip" Hall _____ 1993-96	Steve Miller _____ 1982-88	Dave Steckel _____ 2001-14
Huston Betty _____ 1940-56	<b>Brick Haley ____ 2017-Present</b>	David Mitchell _____ 1997-99	Tony Steponovich _____ 1975-77
Tim Billings _____ 1988	Josh Henson _____ 2009-15	Andy Moeller _____ 1993-99	Brian Stewart _____ 1999-00
Greg Brown _____ 2016	<b>Josh Heupel ____ 2016-Present</b>	Mike Nelson _____ 1985-86	Chris Tabor _____ 2000
Herb Bunker _____ 1937-45	Mark Heydorff _____ 1978-84	Marty Mornhinweg _____ 1991-93	Steve Telander _____ 1989-93
Dave Christensen _____ 2001-08	Harry Hiestand _____ 1994-96	Frank Novak _____ 1988	Bill Thornton _____ 1978-82
Michael Church _____ 1989-90	<b>Andy Hill _____ 1996-Present</b>	Barry Odom _____ 2009-11, 2015	Vince Tobin _____ 1968-76
Jerry Claiborne _____ 1957	Larry Hoefler _____ 1989-93	<b>Brian Odom ____ 2017-Present</b>	Dave Toub _____ 1998-00
Charlie Coe _____ 1985-88	Jon Hoke _____ 1994-98	Al Onofrio _____ 1958-70	Mike Wade _____ 1983-88
Clay Cooper _____ 1947-75	Ricky Hunley _____ 1994-00	Sam Pittman _____ 2000	Bruce Walker _____ 2001-13
Charles Cowdrey _____ 1969-76	Dick Jamieson _____ 1972-77	Chip Powell _____ 1983-84	<b>Ryan Walters ____ 2015-Present</b>
<b>DeMontie Cross 2016-Present</b>	Merv Johnson _____ 1960-61	Mike Price _____ 1978-80	Mike Ward _____ 1989-93
Bill Cubit _____ 2000	Brian Jones _____ 2001-15	Vic Rapp _____ 1967-71	Bob Warmack _____ 1972-74
Ed Dissinger _____ 1971-75	Curtis Jones _____ 1975-78, 93-97	Dennis Raetz _____ 1977	Pat Washington _____ 2013-15
Jim Donnan _____ 1981-84	John Kadlec _____ 1953-59, 66-77	Charles Rash _____ 1959-61	Doug Weaver _____ 1958-59
Rollie Dotsch _____ 1962-65	Dirk Koetter _____ 1989-93	Dave Redding _____ 1978-81	Keith Weber _____ 1966-68
Matt Eberflus _____ 2001-08	Tony Kopay _____ 1975	Carl Reese _____ 1977-82, 87-88	George Wheeler _____ 1978-82, 87-88
Jim Elam _____ 1984	Hank Kuhlmann _____ 1963-71	Andy Reid _____ 1989-91	Eric Wright _____ 1994-95
<b>Glen Elarbee ____ 2016-Present</b>	Craig Kuligowski _____ 2001-15	A.J. Ricker _____ 2014-15	Mike Wynn _____ 1983-84
John Faiman _____ 1978-82	Mo Latimore _____ 1989-93	Charlie Sadler _____ 1983	Zaven Yaralian _____ 1978-82
Kevin Faulkner _____ 1989-92	Don Lawrence _____ 1976-77	Dale Samuels _____ 1955	David Yost _____ 2001-12
<b>Joe Jon Finley ____ 2016-Present</b>	Don Lindsey _____ 1992	Merle Schlosser _____ 1955-56	Ray Zingler _____ 1985-88

# YEAR-BY-YEAR RESULTS

## 2017 MIZZOU FOOTBALL

<b>1890 COACH A.L. McRAE</b> <b>Won 2, Lost 1, Tied 0</b>	11/7 Vanderbilt (St. Louis) 26-6 W 11/9 Iowa 0-12 L 11/14 at Wentworth Military 42-0 W 11/26 Kansas (Kansas City) 0-30 L 12/12 at Dallas Athletic Club 26-0 W 12/14 at Texas 10-0 W 12/16 at Austin Mutes 39-0 W 12/21 at San Antonio YMCA 29-0 W	<b>1901 COACH FRED MURPHY</b> <b>Won 2, Lost 6, Tied 1</b>
10/20 Picked Team 22-6 W 11/27 at Washington (Mo.) 0-28 L 12/1 Engineers Eleven 90-0 W		10/5 Kirksville Osteopaths 5-22 L 10/11 Simpson 0-10 L 10/18 at Warrensburg 1-0+ W 10/26 at Drake 0-24 L 11/2 Ottawa 6-6 T 11/9 Nebraska (at Omaha) 0-51 L 11/16 Texas 0-11 L 11/18 Haskell Institute 0-19 L 11/28 Kansas (Kansas City) 18-12 W + forfeit victory to Missouri
<b>1891 COACH HAL REID</b> <b>Won 3, Lost 1, Tied 0</b>	<b>1897 COACH CHARLES YOUNG</b> <b>Won 5, Lost 6, Tied 0</b>	<b>1902 COACH PAT O'DEA</b> <b>Won 5, Lost 3, Tied 0</b>
10/31 Kansas (Kansas City) 10-22 L 11/5 Kansas City YMCA 8-0 W 11/24 Washburn 36-6 W 12/1 Drury 54-0 W	10/4 Warrensburg 10-0 W 10/9 at Kansas City Medics 0-4 L 10/11 at Warrensburg 0-10 L 10/18 Iowa Wesleyan 6-4 W 10/30 at Nebraska 0-41 L 11/1 at Tarkio 0-34 L 11/2 at Amity 8-4 W 11/5 Westminster 60-0 W 11/13 at Purdue 12-30 L 11/15 at Christian Brothers 16-0 W 11/25 Kansas (Kansas City) 0-16 L	10/11 Simpson 11-6 W 10/18 at Haskell Institute 0-40 L 10/25 Nebraska (St. Joseph) 0-12 L 11/1 Washburn 28-0 W 11/8 at Washington (Mo.) 27-0 W 11/12 Oklahoma 22-5 W 11/20 at Iowa 6-0 W 11/29 Kansas (Kansas City) 5-17 L
<b>1892 COACH E.H. JONES</b> <b>Won 1, Lost 2, Tied 0</b>	<b>1898 COACH DAVID L. FULTZ</b> <b>Won 1, Lost 4, Tied 1</b>	<b>1903 COACH JOHN F. McLEAN</b> <b>Won 1, Lost 7, Tied 1</b>
11/5 Nebraska (at Omaha) 0-6+ L 11/12 Iowa 24-0 W 11/24 Kansas ( Kansas City) 4-12 L + forfeit victory to Nebraska	10/3 Wentworth Military 0-0 T 10/8 at Kansas City Medics 0-16 L 10/17 at Kansas City Medics 15-5 W 10/24 Nebraska 6-47 L 10/29 at Washington (Mo.) 12-18 L 11/24 Kansas (Kansas City) 0-12 L	10/3 Mo. School of Mines 40-0 W 10/12 Grinnell 6-15 L 10/17 Drake 0-17 L 10/23 Simpson 0-12 L 10/31 at Haskell Institute 0-12 L 11/7 at Washington (Mo.) 0-0 T 11/14 Iowa 0-16 L 11/18 Washburn 0-6 L 11/26 Kansas (Kansas City) 0-5 L
<b>1893 COACH H.O. ROBINSON</b> <b>Won 4, Lost 3, Tied 0</b>	<b>1899 COACH DAVID L. FULTZ</b> <b>Won 9, Lost 2, Tied 0</b>	<b>1904 COACH JOHN F. McLEAN</b> <b>Won 3, Lost 6, Tied 0</b>
10/14 Baker (Kansas City) 0-28 L 10/22 Denver Athletic Club 0-40 L 11/6 Mo. Valley College 76-0 W 11/11 Nebraska (Kansas City) 18-12 W 11/18 at Iowa 18-30 L 11/25 Pastime Athletic Club (at St. Louis) 24-12 W 11/29 Kansas (Kansas City) 12-4 W	10/1 Warrensburg 21-0 W 10/9 Wentworth Military 45-0 W 10/14 Haskell Institute 17-0 W 10/21 at Nebraska 11-0 W 10/23 at Tarkio 23-0 W 10/24 at Amity 18-0 W 10/28 at Christian Brothers 29-0 W 11/4 at Drake 0-11 L 11/11 Missouri Valley 39-0 W 11/18 at Washington (Mo.) 33-11 W 11/30 Kansas (Kansas City) 6-34 L	10/1 Kirksville 6-0 W 10/7 Simpson 7-0 W 10/15 at Haskell Institute 0-39 L 10/22 Transylvania 37-6 W 10/28 Purdue (St. Louis) 0-11 L 11/5 at Washington (Mo.) 0-10 L 11/12 St. Louis 0-17 L 11/16 Washburn 0-18 L 11/25 Kansas (Kansas City) 0-29 L
<b>1894 COACH H.O. ROBINSON</b> <b>Won 4, Lost 3, Tied 0</b>	<b>1900 COACH FRED MURPHY</b> <b>Won 4, Lost 4, Tied 1</b>	<b>1905 COACH JOHN F. McLEAN</b> <b>Won 5, Lost 4, Tied 0</b>
10/16 Sedalia Athletic Club 44-6 W 10/27 Denver Athletic Club 0-26 L 11/3 Nebraska (Kansas City) 18-14 W 11/10 at Ottawa, KS 0-28 L 11/29 Iowa 32-16 W 11/31 Kansas (Kansas City) 12-18 L 12/15 at Texas 28-0 W	10/1 Kirksville Osteopaths 13-0 W 10/8 Haskell Institute 0-11 L 10/15 Warrensburg 11-6 W 10/20 at Kansas City Medics 12-18 L 10/27 at Washington (Mo.) 6-5 W 10/29 at Mo. School of Mines 12-5 W 11/5 Nebraska 0-12 L 11/17 at Texas 12-18 L 11/29 Kansas (Kansas City) 6-6 T	9/30 Kirksville 6-0 W 10/6 Simpson 26-0 W 10/14 Mo. School of Mines 28-0 W 10/21 Haskell Institute 6-0 W 10/28 Tarkio 18-0 W 11/4 at Purdue 0-24 L 11/11 St. Louis 0-17 L 11/18 at Washington (Mo.) 10-14 L 11/30 Kansas (Kansas City) 0-24 L
<b>1895 COACH D.C. BLISS</b> <b>Won 7, Lost 1, Tied 0</b>		
10/7 Sedalia Athletic Club 10-0 W 10/12 Vanderbilt 16-0 W 10/19 Purdue (St. Louis) 16-6 W 10/26 DePauw (St. Louis) 38-0 W 11/2 Nebraska (Omaha) 10-12 L 11/9 Northwestern (St. Louis) 22-18 W 11/18 Iowa 34-0 W 11/28 Kansas (Kansas City) 10-6 W		
<b>1896 COACH FRANK PATTERSON</b> <b>Won 7, Lost 5, Tied 0</b>		
10/2 Iowa State 0-12 L 10/12 Tarkio 72-0 W 10/17 Illinois (St. Louis) 0-10 L 10/26 Nebraska 4-8 L		



## 2017 MIZZOU FOOTBALL

<p><b>1906 COACH W.M. MONILAW</b>  <b>Won 5, Lost 2, Tied 1</b></p> <p>10/2 Kirksville 23-4 W            10/6 Warrensburg 41-2 W            10/13 Mo. School of Mines 26-0 W            10/20 Drury 11-0 W            10/27 at Iowa 4-26 L            11/10 Arkansas 11-0 W            11/19 at Washington (Mo.) 0-12 L            11/29 Kansas (Kansas City) 0-0 T</p>	<p><b>1911 COACH CHESTER BREWER</b>  <b>Won 2, Lost 4, Tied 2</b></p> <p>9/30 William Jewell 15-0 W            10/7 Mo. School of Mines 29-0 W            10/21 at Iowa State 3-6 L            10/28 at Nebraska 0-34 L            11/4 Oklahoma 6-14 L            11/11 at Washington (Mo.) 5-5 T            11/18 at St. Louis 0-5 L            11/25 Kansas 3-3 T</p>	<p><b>1916 COACH H.F. SCHULTE</b>  <b>Won 6, Lost 1, Tied 1</b></p> <p>10/7 Central Methodist 40-0 W            10/14 Washington (Mo.) 13-0 W            10/21 Iowa State 0-0 T            10/28 at Oklahoma 23-14 W            11/4 Texas 3-0 W            11/11 at Kansas State 6-7 L            11/18 Drake 14-0 W            11/30 at Kansas 13-0 W</p>
<p><b>1907 COACH W.J. MONILAW</b>  <b>Won 7, Lost 2, Tied 0</b></p> <p>10/5 Central Methodist 39-0 W            10/9 at Central Methodist 46-0 W            10/12 Warrensburg 38-6 W            10/19 at Iowa 6-21 L            10/26 William Jewell 47-0 W            11/2 Texas 5-4 W            11/9 Tarkio 70-6 W            11/16 Washington (Mo.) 27-0 W            11/28 Kansas (St. Joseph) 0-4 L</p>	<p><b>1912 COACH CHESTER BREWER</b>  <b>Won 5, Lost 3, Tied 0</b></p> <p>9/28 Central Methodist 55-7 W            10/12 Mo. School of Mines 13-0 W            10/19 Iowa State 0-29 L            10/25 at Oklahoma 14-0 W            11/2 Nebraska 0-7 L            11/9 at Drake 17-14 W            11/16 Washington (Mo.) 33-0 W            11/23 at Kansas 3-12 L</p>	<p><b>1917 COACH H.F. SCHULTE</b>  <b>Won 3, Lost 5, Tied 0</b></p> <p>10/6 William Jewell 14-6 W            10/13 Kansas State 6-7 L            10/20 at Iowa State 0-15 L            10/27 Drake 49-0 W            11/3 Oklahoma 7-14 L            11/10 at Nebraska 0-52 L            11/17 vs. Washington (Mo.) 19-3 W            11/29 Kansas 3-27 L</p>
<p><b>1908 COACH W.J. MONILAW</b>  <b>Won 6, Lost 2, Tied 0</b></p> <p>10/3 Warrensburg 57-6 W            10/10 Mo. School of Mines 16-0 W            10/17 Iowa 10-5 W            10/24 Westminster 58-0 W            10/31 Iowa State 0-16 L            11/11 at Drake 11-8 W            11/14 Washington (Mo.) 40-0 W            11/28 Kansas 4-10 L</p>	<p><b>1913 COACH CHESTER BREWER</b>  <b>Won 7, Lost 1, Tied 0</b>  <b>MISSOURI VALLEY CONF. CO-CHAMPS</b></p> <p>10/4 Drury 69-0 W            10/11 at Illinois 7-24 L            10/18 Oklahoma 20-17 W            10/25 at Iowa State 21-13 W            11/1 Mo. School of Mines 44-13 W            11/8 Drake 10-0 W            11/15 at Washington (Mo.) 19-0 W            11/22 Kansas 3-0 W</p>	<p><b>1918 NO SCHEDULE (influenza epidemic)</b></p>
<p><b>1909 COACH WILLIAM R. ROPER</b>  <b>Won 7, Lost 0, Tied 1</b>  <b>MISSOURI VALLEY CONF. CHAMPIONS</b></p> <p>10/1 Monmouth 12-6 W            10/9 Kansas State 3-0 W            10/16 Mo. School of Mines 13-0 W            10/23 at Iowa State 6-6 T            10/30 at Iowa 13-12 W            11/6 at Washington (Mo.) 5-0 W            11/13 Drake 22-6 W            11/25 Kansas (Kansas City) 12-6 W</p>	<p><b>1914 COACH H.F. SCHULTE</b>  <b>Won 5, Lost 3, Tied 0</b></p> <p>10/3 Mo. School of Mines 0-9 L            10/10 William Jewell 46-0 W            10/17 at Oklahoma 0-13 L            10/24 Iowa State 0-6 L            10/31 Kansas State 13-3 W            11/7 at Drake 33-7 W            11/14 Washington (Mo.) 26-3 W            11/21 Kansas 10-7 W</p>	<p><b>1919 COACH JOHN F. MILLER</b>  <b>Won 5, Lost 1, Tied 2</b>  <b>MISSOURI VALLEY CONF. CHAMPIONS</b></p> <p>10/4 Drury 41-12 W            10/11 at Kansas State 6-6 T            10/18 Iowa State 10-0 W            10/25 Drake 3-0 W            11/1 at Oklahoma 6-6 T            11/8 Nebraska 5-12 L            11/15 vs. Washington (Mo.) 7-0 W            11/27 at Kansas 13-6 W</p>
<p><b>1910 COACH W. HOLLENBECK</b>  <b>Won 4, Lost 2, Tied 2</b></p> <p>9/30 Monmouth 9-0 W            10/8 Mo. School of Mines 0-0 T            10/15 Iowa 5-0 W            10/22 at Iowa State 5-6 L            10/28 Oklahoma (Joplin) 26-0 W            11/5 at St. Louis 0-3 L            11/12 Washington (Mo.) 27-3 W            11/24 Kansas (Kansas City) 5-5 T</p>	<p><b>1915 COACH H.F. SCHULTE</b>  <b>Won 2, Lost 5, Tied 1</b></p> <p>10/2 Oklahoma A&amp;M 13-6 W            10/9 at Washington (Mo.) 0-13 L            10/16 Oklahoma 0-24 L            10/23 at Iowa State 6-14 L            10/30 Kansas State 0-0 T            11/6 at Northwestern 6-24 L            11/13 Drake 41-13 W            11/25 Kansas 6-8 L</p>	<p><b>1920 COACHES JOHN MILLER/JAMES PHELAN</b>  <b>Won 7, Lost 1, Tied 0</b></p> <p>10/2 Missouri Wesleyan 41-0 W            10/9 at St. Louis 44-0 W            10/16 at Iowa State 14-2 W            10/23 at Drake 10-7 W            10/30 Oklahoma 7-28 L            11/6 Kansas State 10-7 W            11/13 Washington (Mo.) 14-10 W            11/25 Kansas 16-7 W</p>
		<p><b>1921 COACH JAMES PHELAN</b>  <b>Won 6, Lost 2, Tied 0</b></p> <p>10/1 Oklahoma A&amp;M 36-0 W            10/8 at St. Louis 32-0 W            10/15 Iowa State 17-14 W            10/22 at Kansas State 5-7 L            10/29 Drake 6-0 W            11/5 vs. Washington (Mo.) 7-0 W            11/12 Oklahoma 24-14 W            11/24 at Kansas 9-15 L</p>

# YEAR-BY-YEAR RESULTS

## 2017 MIZZOU FOOTBALL

### 1922 COACH THOMAS KELLY

Won 5, Lost 3, Tied 0

10/7	Grinnell	23-0	W
10/14	at Iowa State	6-3	W
10/21	at Nebraska	0-48	L
10/28	at St. Louis	9-0	W
11/4	Kansas State	10-13	L
11/11	at Oklahoma	14-18	L
11/18	Washington (Mo.)	27-0	W
11/30	Kansas	9-7	W

### 1923 COACH GWINN HENRY

Won 2, Lost 3, Tied 3

10/6	Springfield Teachers	10-0	W
10/13	Iowa State	0-2	L
10/20	at St. Louis	0-0	T
10/27	Nebraska	7-7	T
11/3	at Kansas State	4-2	W
11/10	Oklahoma	0-13	L
11/17	vs. Washington (Mo.)	7-13	L
11/24	at Kansas	3-3	T

### 1924 COACH GWINN HENRY

Won 7, Lost 2, Tied 0

#### MISSOURI VALLEY CONF. CHAMPIONS

10/4	at Chicago	3-0	W
10/11	Missouri Wesleyan	14-0	W
10/18	at Iowa State	7-0	W
10/25	Kansas State	14-7	W
11/1	at Nebraska	6-14	L
11/8	at Oklahoma	10-0	W
11/15	Washington (Mo.)	35-0	W
11/27	Kansas	14-0	W
	Christmas Festival		
12/25	at Southern California	7-20	L

### 1925 COACH GWINN HENRY

Won 6, Lost 1, Tied 1

#### MISSOURI VALLEY CONF. CHAMPIONS

10/3	at Tulane	6-6	T
10/10	Nebraska	9-6	W
10/17	Mo. School of Mines	32-0	W
10/24	at Kansas State	3-0	W
10/31	Iowa State	23-8	W
11/7	vs. Washington (Mo.)	14-0	W
11/14	Oklahoma	16-14	W
11/21	at Kansas	7-10	L

### 1926 COACH GWINN HENRY

Won 5, Lost 1, Tied 2

10/2	Tulane	0-0	T
10/9	at Nebraska	14-7	W
10/16	Southern Methodist	7-7	T
10/23	at Iowa State	7-3	W
10/30	at West Virginia	27-0	W
11/6	at Oklahoma	7-10	L
11/13	Washington (Mo.)	45-6	W
11/20	Kansas	15-0	W

### 1927 COACH GWINN HENRY

Won 7, Lost 2, Tied 0

#### MISSOURI VALLEY CONF. CHAMPIONS

10/1	Kansas State	13-6	W
10/8	Nebraska	7-6	W
10/15	vs. Washington (Mo.)	13-0	W
10/22	at Southern Methodist	9-32	L
10/24	at Northwestern	34-19	W
11/5	West Virginia	13-0	W
11/11	at Iowa State	13-6	W
11/19	at Kansas	7-14	L
11/24	Oklahoma	20-7	W

### 1928 COACH GWINN HENRY

Won 4, Lost 4, Tied 0

10/13	Centre (Ky.)	60-0	W
10/20	Iowa State	28-19	W
10/27	at Nebraska	0-24	L
11/3	Drake	0-6	L
11/10	at Kansas State	19-6	W
11/17	at New York University	6-27	L
11/24	Kansas	25-6	W
11/29	at Oklahoma	0-14	L

### 1929 COACH GWINN HENRY

Won 5, Lost 2, Tied 1

10/12	at Iowa State	19-0	W
10/19	Drake	20-0	W
10/26	Nebraska	7-7	T
11/2	Kansas State	6-7	L
11/9	vs. Washington (Mo.)	6-0	W
11/16	at New York University	0-14	L
11/23	at Kansas	7-0	W
11/28	Oklahoma	13-0	W

### 1930 COACH GWINN HENRY

Won 2, Lost 5, Tied 2

10/4	Colorado	0-9	L
10/11	at St. Louis	0-20	L
10/18	at New York University	0-38	L
10/25	Drake	14-13	W
11/1	at Kansas State	13-20	L
11/8	Iowa State	14-0	W
11/15	at Nebraska	0-0	T
11/22	Kansas	0-32	L
11/27	at Oklahoma	0-0	T

### 1931 COACH GWINN HENRY

Won 2, Lost 8, Tied 0

10/3	at Texas	0-31	L
10/10	Kansas State	7-20	L
10/17	at Colorado	7-9	L
10/24	at Iowa State	0-20	L
10/31	Nebraska	7-10	L
11/6	at Drake	32-20	W
11/14	Oklahoma	7-0	W
11/21	at Kansas	0-14	L
11/28	Temple (Kansas City)	6-38	L
12/5	at St. Louis	6-21	L

### 1932 COACH FRANK CARIDEO

Won 1, Lost 7, Tied 1

10/1	at Northwestern	0-27	L
10/8	Texas	0-65	L
10/15	at Kansas State	0-25	L
10/22	Iowa State	0-0	T
10/29	Washington (Mo.)	6-14	L
11/5	at Oklahoma	14-6	W
11/12	Kansas	0-7	L
11/24	at Nebraska	6-21	L
12/3	at St. Louis	6-19	L

### 1933 COACH FRANK CARIDEO

Won 1, Lost 8, Tied 0

10/6	Central Methodist	31-0	W
10/7	Kirkville Teachers	6-26	L
10/14	Kansas State	0-33	L
10/21	at St. Louis	7-13	L
10/28	at Iowa State	7-14	L
11/4	Nebraska	0-26	L
11/11	Oklahoma	0-21	L
11/18	vs. Washington (Mo.)	7-33	L
11/30	at Kansas	0-27	L

### 1934 COACH FRANK CARIDEO

Won 0, Lost 8, Tied 1

10/6	at Colorado	0-0	T
10/13	Iowa State	0-13	L
10/20	St. Louis	0-7	L
10/27	at Chicago	6-19	L
11/3	at Oklahoma	0-31	L
11/10	at Kansas State	0-29	L
11/17	Washington (Mo.)	13-40	L
11/24	at Nebraska	6-13	L
11/29	Kansas	0-20	L

### 1935 COACH DON FAUROT

Won 3, Lost 3, Tied 3

9/28	William Jewell	39-0	W
10/5	Warrensburg Teachers	7-0	W
10/12	Colorado	20-6	W
10/26	at Iowa State	6-6	T
11/2	Nebraska	6-19	L
11/9	Oklahoma	6-20	L
11/16	vs. Washington (Mo.)	6-19	L
11/23	Kansas State	7-7	T
11/28	at Kansas	0-0	T

## 2017 MIZZOU FOOTBALL

### THE ASSOCIATED PRESS RANKINGS

Beginning in 1936, the Associated Press polled a group of broadcasters and sports writers from around the nation, asking them to rank the various college football teams. Although other polls have come and gone, the AP's is the only one that has run in the nation's newspapers every year since 1936.

From this point forward, AP rankings for Missouri and its opponents are listed. A number in parenthesis appearing before an opponent's name indicates Missouri's ranking. A number in parenthesis appearing after an opponent's name is its ranking. "R" indicates a team was receiving votes.

#### 1936 COACH DON FAUROT

Won 6, Lost 2, Tied 1

10/3	Cape Girardeau Teachers	20-0	W
10/10	at Kansas State	7-7	T
10/17	at Michigan State	0-13	L
10/24	Iowa State	10-0	W
10/31	at Nebraska (11)	0-20	L
11/7	at St. Louis	13-7	W
11/14	at Oklahoma	21-14	W
11/21	Washington (Mo.)	17-10	W
11/26	Kansas	19-3	W

#### 1937 COACH DON FAUROT

Won 3, Lost 6, Tied 1

10/2	at Colorado	6-14	L
10/9	Kansas State	14-7	W
10/16	Michigan State	0-2	L
10/23	Nebraska (8)	0-7	L
10/30	at Iowa State	12-0	W
11/6	at St. Louis	7-14	L
11/13	Oklahoma	0-7	L
11/20	vs. Washington (Mo.)	3-0	W
11/25	at Kansas	0-0	T
11/27	at UCLA	0-13	L

#### 1938 COACH DON FAUROT

Won 6, Lost 3, Tied 0

10/1	Colorado	14-7	W
10/8	at Kansas State	13-21	L
10/15	Iowa State	13-16	L
10/22	vs. Washington (Mo.)	13-0	W
10/29	at Nebraska	13-10	W
11/5	Michigan State	6-0	W
11/12	at Oklahoma (10)	0-21	L
11/19	at St. Louis	26-0	W
11/24	Kansas	13-7	W

#### 1939 COACH DON FAUROT

Won 8, Lost 2, Tied 0

### BIG SIX CONFERENCE CHAMPIONS

9/30	Colorado	30-0	W
10/7	at Ohio State	0-19	L
10/14	vs. Washington (Mo.)	14-0	W
10/21	Kansas State	9-7	W
10/28	at Iowa State	21-6	W
11/4	Nebraska (10)	27-13	W
11/11	at New York Univ. (17)	20-7	W
11/18	(12) Oklahoma (5)	7-6	W
11/25	at (10) Kansas	20-0	W
	Orange Bowl (in Miami)		
1/1/40	(6) Georgia Tech (16)	7-21	L

FINAL RANKING — 6th (AP)

#### 1940 COACH DON FAUROT

Won 6, Lost 3, Tied 0

9/28	St. Louis	40-26	W
10/5	at Pittsburgh	13-19	L
10/12	at Kansas State	24-13	W
10/19	Iowa State	30-14	W
10/26	at Nebraska (18)	7-20	L
11/2	New York University	33-0	W
11/9	at Colorado	21-6	W
11/16	at Oklahoma	0-7	L
11/21	Kansas	45-20	W

#### 1941 COACH DON FAUROT

Won 8, Lost 2, Tied 0

### BIG SIX CONFERENCE CHAMPIONS

9/27	at Ohio State	7-12	L
10/4	Colorado	21-6	W
10/11	Kansas State	35-0	W
10/18	at Iowa State	39-13	W
10/25	Nebraska	6-0	W
11/1	at(19) Michigan State	19-0	W
11/8	at(17) New York Univ.	26-0	W
11/15	(16) Oklahoma	28-0	W
11/22	at (8) Kansas	45-6	W
	Sugar Bowl (in New Orleans)		
1/1/42	(7) Fordham (6)	0-2	L

FINAL RANKING — 7th (AP)

#### 1942 COACH DON FAUROT

Won 8, Lost 3, Tied 1

### BIG SIX CONFERENCE CHAMPIONS

9/19	Fort Riley (St. Joseph)	31-0	W
9/26	St. Louis	38-7	W
10/3	Colorado	26-13	W
10/10	at Wisconsin	9-17	L
10/17	at Kansas State	46-2	W
10/24	Iowa State	45-6	W
10/31	Great Lakes NTS (St. Louis)	0-17	L
11/7	Nebraska	26-6	W
11/14	at Oklahoma	6-6	T
11/21	at Fordham	12-20	L
11/26	Kansas	42-13	W
12/5	Iowa Navy Pre-Flight (Kansas City)	7-0	W

#### 1943 COACH CHAUNCEY SIMPSON

Won 3, Lost 5, Tied 0

9/25	at Minnesota	13-26	L
10/2	at Ohio State	6-27	L
10/9	Kansas State	47-14	W
10/16	Iowa Navy Pre-Flight (7) (Kansas City)	6-21	L
10/30	Nebraska	54-20	W
11/6	at Iowa State	25-7	W
11/13	Oklahoma	13-20	L
11/20	at Kansas	6-7	L

#### 1944 COACH CHAUNCEY SIMPSON

Won 3, Lost 5, Tied 2

9/23	Arkansas (St. Louis)	6-7	L
9/30	at Ohio State	0-54	L
10/7	at Kansas State	33-0	W
10/14	at Minnesota	27-39	L
10/21	Iowa State	21-21	T
10/28	at Nebraska	20-24	L
11/4	Michigan State	13-7	W
11/11	at Oklahoma	21-21	T
11/18	Iowa Navy Pre-Flight (7)	7-51	L
11/23	Kansas (Kansas City)	28-0	W

#### 1945 COACH CHAUNCEY SIMPSON

Won 6, Lost 4, Tied 0

### BIG SIX CONFERENCE CHAMPIONS

9/22	at Minnesota	0-34	L
9/29	at Ohio State	6-47	L
10/6	at SMU	10-7	W
10/13	at Iowa State	13-7	W
10/20	Kansas State	41-7	W
10/27	Nebraska	19-0	W
11/3	at Michigan State	7-14	L
11/17	Oklahoma (14)	14-6	W
11/24	(16) Kansas (Kansas City)	33-12	W
	Cotton Bowl (in Dallas)		
1/1/46	(14) Texas (10)	27-40	L

# YEAR-BY-YEAR RESULTS

## 2017 MIZZOU FOOTBALL

<p><b>1946 COACH DON FAUROT</b>  <b>Won 5, Lost 4, Tied 1</b></p> <p>9/21 at Texas 0-42 L            9/28 at Ohio State 13-13 T            10/4 at St. Louis 19-14 W            10/12 at Kansas State 26-0 W            10/19 Iowa State 33-13 W            10/26 SMU 0-17 L            11/2 at Nebraska 21-20 W            11/9 Colorado 21-0 W            11/16 at Oklahoma 6-27 L            11/28 Kansas 19-20 L</p> <p><b>1947 COACH DON FAUROT</b>  <b>Won 6, Lost 4, Tied 0</b></p> <p>9/20 St. Louis 19-0 W            9/27 at Ohio State 7-13 L            10/4 at SMU 19-35 L            10/11 at Colorado 21-0 W            10/18 Kansas State 47-7 W            10/25 at Iowa State 26-7 W            11/1 Nebraska 47-6 W            11/8 at Duke (13) 28-7 W            11/15 (17) Oklahoma 12-21 L            11/22 at Kansas (17) 14-20 L</p> <p><b>1948 COACH DON FAUROT</b>  <b>Won 8, Lost 3, Tied 0</b></p> <p>9/25 at Ohio State 7-21 L            10/1 at St. Louis 60-7 W            10/9 SMU (4) 20-14 W            10/16 at (12) Navy 35-14 W            10/23 (9) Iowa State 49-7 W            10/30 at (8) Kansas State 49-7 W            11/8 at (9) Oklahoma (15) 7-41 L            11/13 (20) Colorado 27-13 W            11/20 at Nebraska 33-6 W            11/25 Kansas 21-7 W  <b>Gator Bowl (in Jacksonville)</b>            11/149 Clemson (11) 23-24 L</p> <p><b>1949 COACH DON FAUROT</b>  <b>Won 7, Lost 4, Tied 0</b></p> <p>9/24 at Ohio State 34-35 L            10/1 at SMU 27-28 L            10/8 (20) Oklahoma A&amp;M 21-7 W            10/15 at Illinois 27-20 W            10/22 at (18) Iowa State 32-0 W            10/29 (16) Nebraska 21-20 W            11/5 at Colorado 20-13 W            11/12 Oklahoma (3) 7-27 L            11/19 at Kansas 34-28 W            11/24 Kansas State 34-27 W  <b>Gator Bowl (in Jacksonville)</b>            1/2/50 (20) Maryland (14) 7-20 L  <b>FINAL RANKING — T-20th (AP)</b></p>	<p><b>1950 COACH DON FAUROT</b>  <b>Won 4, Lost 5, Tied 1</b></p> <p>9/30 (17) Clemson 0-34 L            10/7 SMU (3) 0-21 L            10/14 at Kansas State 28-7 W            10/21 Iowa State 20-20 T            10/28 at Oklahoma A&amp;M 27-0 W            11/4 at Nebraska 34-40 L            11/11 Colorado 21-19 W            11/18 at Oklahoma (2) 7-41 L            11/23 Kansas 20-6 W            12/1 at Miami (Fla.) (15) 9-27 L</p> <p><b>1951 COACH DON FAUROT</b>  <b>Won 3, Lost 7, Tied 0</b></p> <p>9/22 Fordham 20-34 L            9/29 Oklahoma A&amp;M 27-26 W            10/6 at SMU 0-34 L            10/13 at Colorado 13-34 L            10/20 at Iowa State 14-21 L            10/27 Nebraska 35-19 W            11/3 at Maryland (4) 0-35 L            11/10 Oklahoma (10) 20-34 L            11/17 Kansas State 12-14+ W            12/1 at Kansas 28-41 L            + forfeit victory to Missouri</p> <p><b>1952 COACH DON FAUROT</b>  <b>Won 5, Lost 5, Tied 0</b></p> <p>9/20 Maryland (2) 10-13 L            9/27 at California (8) 14-28 L            10/4 at Kansas State 26-0 W            10/11 SMU 7-25 L            10/18 at Oklahoma A&amp;M 7-14 L            10/25 Iowa State 19-0 W            11/1 at Nebraska 10-6 W            11/8 Colorado 27-7 W            11/15 at Oklahoma (8) 7-47 L            11/22 Kansas (18) 20-19 W</p> <p><b>1953 COACH DON FAUROT</b>  <b>Won 6, Lost 4, Tied 0</b></p> <p>9/14 Maryland (9) 6-20 L            9/26 Purdue 14-7 W            10/3 at Colorado 27-16 W            10/10 at SMU 7-20 L            10/17 at Iowa State 6-13 L            10/24 Nebraska 23-7 W            10/31 at Indiana 14-7 W            11/7 Oklahoma (8) 7-14 L            11/14 Kansas State 16-6 W            11/21 at Kansas 10-6 W</p> <p><b>1954 COACH DON FAUROT</b>  <b>Won 4, Lost 5, Tied 1</b></p> <p>9/25 at Purdue 0-31 L            10/2 at Kansas State 35-7 W            10/9 SMU 6-25 L            10/16 Indiana 20-14 W</p>	<p>10/23 Iowa State 32-14 W            10/30 at Nebraska 19-25 L            11/6 Colorado 19-19 T            11/13 at Oklahoma (3) 13-34 L            11/20 Kansas 41-18 W            11/25 at Maryland (10) 13-74 L</p> <p><b>1955 COACH DON FAUROT</b>  <b>Won 1, Lost 9, Tied 0</b></p> <p>9/17 Maryland (5) 12-13 L            9/24 at Michigan (4) 7-42 L            10/1 Utah 14-20 L            10/7 at SMU 6-13 L            10/15 at Iowa State 14-20 L            10/22 Nebraska 12-18 L            10/29 at Colorado 20-12 W            11/5 Oklahoma (2) 0-20 L            11/12 Kansas State 0-21 L            11/19 at Kansas 7-13 L</p> <p><b>1956 COACH DON FAUROT</b>  <b>Won 4, Lost 5, Tied 1</b></p> <p>9/22 Oregon State 13-19 L            9/29 at Purdue 7-16 L            10/6 SMU 27-33 L            10/13 North Dakota State 42-0 W            10/20 at Kansas State 20-6 W            10/27 Iowa State 34-0 W            11/3 at Nebraska 14-15 L            11/10 Colorado (18) 14-14 T            11/17 at Oklahoma (2) 14-67 L            12/1 Kansas 15-13 W</p> <p><b>1957 COACH FRANK BROYLES</b>  <b>Won 5, Lost 4, Tied 1</b></p> <p>9/21 at Vanderbilt 7-7 T            9/28 Arizona 35-13 W            10/5 Texas A&amp;M (5) 0-28 L            10/12 at SMU 7-6 W            10/19 at Iowa State 35-13 W            10/26 Nebraska 14-13 W            11/2 at Colorado (18) 9-6 W            11/9 (19) Oklahoma (2) 14-39 L            11/16 Kansas State 21-23 L            11/23 at Kansas 7-9 L</p> <p><b>1958 COACH DAN DEVINE</b>  <b>Won 5, Lost 4, Tied 1</b></p> <p>9/20 Vanderbilt 8-12 L            9/27 Idaho 14-10 W            10/4 at Texas A&amp;M 0-12 L            10/11 SMU (18) 19-32 L            10/18 at Kansas State 32-8 W            10/25 Iowa State 14-6 W            11/1 at Nebraska 31-0 W            11/8 Colorado 33-9 W            11/15 at Oklahoma (6) 0-39 L            11/22 Kansas 13-13 T</p>
---	---	--

## 2017 MIZZOU FOOTBALL

**1959 COACH DAN DEVINE**  
**Won 6, Lost 5, Tied 0**

9/19	Penn State	8-19	L
9/26	at Michigan	20-15	W
10/3	at Iowa State	14-0	W
10/10	at SMU (15)	2-23	L
10/17	Oklahoma	0-23	L
10/24	Nebraska	9-0	W
10/31	at Colorado	20-21	L
11/7	Air Force (18)	13-0	W
11/14	Kansas State	26-0	W
11/21	at Kansas	13-9	W
Orange Bowl			
1/1/60	(18) Georgia (5)	0-14	L

**FINAL RANKING** — 18th (AP), 19th (UPI)

**1960 COACH DAN DEVINE**  
**Won 11, Lost 0, Tied 0**  
**BIG EIGHT CONFERENCE CHAMPIONS**

9/17	Southern Methodist	20-0	W
9/24	(16) Oklahoma State	28-7	W
10/1	at (19) Penn State (20)	21-8	W
10/8	(11) Air Force(at Denver)	34-8	W
10/15	at (6) Kansas State	45-0	W
10/22	(5) Iowa State	34-8	W
10/29	at (5) Nebraska	28-0	W
11/5	(2) Colorado (18)	16-6	W
11/12	at (2) Oklahoma	41-19	W
11/19	(1) Kansas	7-23+	W
Orange Bowl (in Miami)			
1/2/61	(5) Navy (4)	21-14	W

+ forfeit victory to Missouri  
**FINAL RANKING** — 5th (AP), 4th (UPI)

**1961 COACH DAN DEVINE**  
**Won 7, Lost 2, Tied 1**

9/23	(R) Washington St.	28-6	W
9/30	at (R) Minnesota (R)	6-0	W
10/7	(R) California	14-14	T
10/14	at Oklahoma State	10-0	W
10/21	at (R) Iowa State	13-7	W
10/28	(R) Nebraska	10-0	W
11/4	at (10) Colorado (8)	6-7	L
11/11	(10) Oklahoma	0-7	L
11/18	(R) Kansas State	27-9	W
11/25	at (R) Kansas	10-7	W

**FINAL RANKING** — 11th (AP), 11th (UPI)

**1962 COACH DAN DEVINE**  
**Won 8, Lost 1, Tied 2**

9/22	at (R) California (R)	21-10	W
9/29	at (10) Minnesota	0-0	T
10/6	(R) Arizona	17-7	W
10/13	at (R) Kansas State	32-0	W
10/20	(R) Oklahoma State	23-6	W
10/27	(R) Iowa State	21-6	W
11/3	at (R) Nebraska (R)	16-7	W
11/10	(7) Colorado	57-0	W
11/17	at (6) Oklahoma (R)	0-13	L
11/24	(R) Kansas	3-3	T

Bluebonnet Bowl (in Houston)

12/22	Georgia Tech	14-10	W
-------	--------------	-------	---

**FINAL RANKING** — 12th (UPI)

**1963 COACH DAN DEVINE**  
**Won 7, Lost 3, Tied 0**

9/21	Northwestern (7)	12-23	L
9/28	at Arkansas (8)	7-6	W
10/5	Idaho	24-0	W
10/12	(R) Kansas State	21-11	W
10/19	at (R) Oklahoma State	28-6	W
10/26	at (R) Iowa State	7-0	W
11/2	(R) Nebraska (R)	12-13	L
11/9	at Colorado	28-7	W
11/16	Oklahoma (5)	3-13	L
11/30	at Kansas	9-7	W

**FINAL RANKING** — 16th (UPI)

**1964 COACH DAN DEVINE**  
**Won 6, Lost 3, Tied 1**

9/19	at (R) California	14-21	L
9/26	Utah	23-6	W
10/3	Oklahoma State	7-10	L
10/10	at Kansas State	7-0	W
10/17	at Air Force	17-7	W
10/24	Iowa State	10-0	W
10/31	at Nebraska (5)	0-9	L
11/7	Colorado	16-7	W
11/14	at Oklahoma	14-14	T
11/21	Kansas	34-14	W

**FINAL RANKING** — 18th (UPI)

**1965 COACH DAN DEVINE**  
**Won 8, Lost 2, Tied 1**

9/18	(R) Kentucky (R)	0-7	L
9/25	at Oklahoma State	13-0	W
10/2	at Minnesota	17-6	W
10/9	(R) Kansas State	28-6	W
10/16	(R) UCLA	14-14	T
10/23	at (R) Iowa State	23-7	W
10/30	(R) Nebraska (3)	14-16	L
11/6	at (9) Colorado	20-7	W
11/13	(9) Oklahoma	30-0	W
11/20	at (8) Kansas	44-20	W
Sugar Bowl (in New Orleans)			
1/1/66	(6) Florida (R)	20-18	W

**FINAL RANKING** — 6th (AP), 6th (UPI)

**1966 COACH DAN DEVINE**  
**Won 6, Lost 3, Tied 1**

9/17	(R) Minnesota	24-0	W
9/24	at (R) Illinois	21-14	W
10/1	at (R) UCLA (2)	15-24	L
10/8	at (R) Kansas State	27-0	W
10/15	(R) Oklahoma State	7-0	W
10/22	Iowa State	10-10	T
10/29	at Nebraska (8)	0-35	L
11/5	Colorado	0-26	L
11/12	at Oklahoma	10-7	W
11/19	Kansas	7-0	W

**1967 COACH DAN DEVINE**  
**Won 7, Lost 3, Tied 0**

9/23	SMU (R)	21-0	W
9/30	at(R) Northwestern (R)	13-6	W
10/7	(R) Arizona	17-3	W
10/14	at (R) Colorado (6)	9-23	L
10/21	at Iowa State	23-7	W
10/28	(R) Oklahoma (R)	0-7	L
11/4	at Oklahoma State	7-0	W
11/11	Kansas State	28-6	W
11/18	Nebraska (R)	10-7	W
11/25	at (R) Kansas	6-17	L

**1968 COACH DAN DEVINE**  
**Won 8, Lost 3, Tied 0**

9/21	at Kentucky	6-12	L
9/28	at Illinois	44-0	W
10/5	Army	7-3	W
10/12	Colorado	27-14	W
10/19	at (20) Nebraska (13)	16-14	W
10/26	at (14) Kansas State	56-20	W
11/2	(10) Oklahoma State	42-7	W
11/9	(8) Iowa State	42-7	W
11/16	at (6) Oklahoma	14-28	L
11/23	(13) Kansas (7)	19-21	L
Gator Bowl (at Jacksonville)			
12/28	(16) Alabama (12)	35-10	W

**FINAL RANKING** — 9th (AP), 17th (UPI)

**1969 COACH DAN DEVINE**  
**Won 9, Lost 2, Tied 0**  
**BIG EIGHT CONF. CO-CHAMPIONS**

9/11	(10) Air Force	19-17	W
9/27	(11) Illinois (St. Louis)	37-6	W
10/4	at (9) Michigan (13)	40-17	W
10/11	(7) Nebraska (20)	17-7	W
10/18	(6) Oklahoma State	31-21	W
10/25	at (5) Colorado	24-31	L
11/1	(14) Kansas State	41-38	W
11/8	(9) Oklahoma (20)	44-10	W
11/15	at (8) Iowa State	40-13	W
11/22	at (7) Kansas	69-21	W
Orange Bowl (at Miami)			
1/1/70	(6) Penn State (2)	3-10	L

**FINAL RANKING** — 6th (AP), 6th (UPI)

**1970 COACH DAN DEVINE**  
**Won 5, Lost 6, Tied 0**

9/11	(11) Baylor (St. Louis)	38-0	W
9/19	(10) Minnesota	34-12	W
9/26	(9) Air Force (20)		
	(at St. Louis)	14-37	L
10/3	at (20) Oklahoma State	40-20	W
10/10	at (16) Nebraska (6)	7-21	L
10/17	(18) Notre Dame (3)	7-24	L
10/24	Colorado (19)	30-16	W
10/31	at (17) Kansas State	13-17	L
11/7	at Oklahoma	13-28	L
11/14	Iowa State	19-31	L
11/21	Kansas	28-17	W

# YEAR-BY-YEAR RESULTS

## 2017 MIZZOU FOOTBALL

**1971 COACH AL ONOFRIO**  
**Won 1, Lost 10, Tied 0**

9/11	Stanford (19)	0-19	L
9/18	at Air Force	6-7	L
9/25	Southern Methodist	24-12	W
10/2	at Army	6-22	L
10/9	Nebraska (1)	0-36	L
10/16	Oklahoma State	16-37	L
10/23	at Colorado (11)	7-27	L
10/30	Kansas State	12-28	L
11/6	Oklahoma (2)	3-20	L
11/13	at Iowa State	17-45	L
11/20	at Kansas	2-7	L

**1972 COACH AL ONOFRIO**  
**Won 6, Lost 6, Tied 0**

9/9	Oregon	24-22	W
9/23	Baylor	0-27	L
9/30	California	34-27	W
10/7	at Oklahoma State	16-17	L
10/14	at Nebraska (6)	0-62	L
10/21	at Notre Dame (8)	30-26	W
10/28	Colorado (7)	20-17	W
11/4	at (16) Kansas State	31-14	W
11/11	at (14) Oklahoma (7)	6-17	L
11/18	(19) Iowa State (12)	6-5	W
11/25	(16) Kansas	17-28	L
	<b>Fiesta Bowl (in Tempe)</b>		
12/23	Arizona State (15)	35-49	L

**1973 COACH AL ONOFRIO**  
**Won 8, Lost 4, Tied 0**

9/15	Mississippi	17-0	W
9/22	(20) Virginia	31-7	W
9/29	at (20) North Carolina	27-14	W
10/6	at (15) SMU (19)	17-7	W
10/13	(12) Nebraska (2)	13-12	W
10/20	(7) Oklahoma State	13-9	W
10/27	at (7) Colorado	13-17	L
11/3	(12) Kansas State	31-7	W
11/10	(10) Oklahoma (3)	3-31	L
11/17	at (14) Iowa State	7-17	L
11/24	at (19) Kansas (20)	13-14	L
	<b>Sun Bowl (in El Paso)</b>		
12/29	Auburn	34-17	W

**FINAL RANKING — 17th (AP)**

**1974 COACH AL ONOFRIO**  
**Won 7, Lost 4, Tied 0**

9/14	at (18) Mississippi	0-10	L
9/21	Baylor	28-21	W
9/28	Arizona State (7)	9-0	W
10/5	at Wisconsin	20-59	L
10/12	at Nebraska (12)	21-10	W
10/19	Oklahoma State	7-31	L
10/26	Colorado	30-24	W
11/2	at Kansas State	52-15	W
11/9	at Oklahoma (2)	0-37	L
11/16	Iowa State	10-7	W
11/23	Kansas	27-3	W

**1975 COACH AL ONOFRIO**  
**Won 6, Lost 5, Tied 0**

9/8	Alabama (2)		
	(at Birmingham)	20-7	W
9/20	at (5) Illinois	30-20	W
9/27	(5) Wisconsin	27-21	W
10/4	at (5) Michigan (12)	7-31	L
10/11	(12) Okla. St. (14)	41-14	W
10/18	at (10) Colorado (12)	20-31	L
10/25	(15) Kansas State	35-3	W
11/1	(12) Nebraska (3)	7-30	L
11/8	at (19) Iowa State	44-14	W
11/15	(18) Oklahoma (6)	27-28	L
11/22	at (18) Kansas	24-42	L

**1976 COACH AL ONOFRIO**  
**Won 6, Lost 5, Tied 0**

9/11	at USC (8)	46-25	W
9/18	(6) Illinois	6-31	L
9/25	at Ohio State (2)	22-21	W
10/2	(12) North Carolina	24-3	W
10/9	at (9) Kansas State	28-21	W
10/16	(7) Iowa State	17-21	L
10/23	at (17) Nebraska (3)	34-24	W
10/30	at (10) Okla. St. (16)	19-20	L
11/6	(16) Colorado (14)	16-7	W
11/13	at (11) Oklahoma (14)	20-27	L
11/20	(19) Kansas	14-41	L

**1977 COACH AL ONOFRIO**  
**Won 4, Lost 7, Tied 0**

9/10	USC (4)	10-27	L
9/17	at Illinois	7-11	L
9/24	California	21-28	L
10/1	at Arizona State (20)	15-0	W
10/8	at Iowa State	0-7	L
10/15	Oklahoma (7)	17-21	L
10/22	Kansas State	28-13	W
10/29	at Colorado (15)	24-14	W
11/5	Nebraska (11)	10-21	L
11/12	Oklahoma State	41-14	W
11/19	at Kansas	22-24	L

**1978 COACH WARREN POWERS**  
**Won 8, Lost 4, Tied 0**

9/9	at Notre Dame (5)	3-0	W
9/16	(11) Alabama (1)	20-38	L
9/23	(17) Mississippi	45-14	W
9/30	at (14) Oklahoma (1)	23-45	L
10/7	Illinois	45-3	W
10/14	(19) Iowa State (20)	26-13	W
10/21	at (13) Kansas State	56-14	W
10/28	(13) Colorado	27-28	L
11/4	at Oklahoma State	20-35	L
11/11	Kansas	48-0	W
11/18	at Nebraska (2)	35-31	W
	<b>Liberty Bowl (in Memphis)</b>		
12/23	(18) Louisiana State	20-15	W

**FINAL RANKING — 15th (AP), 14th (UPI)**

**1979 COACH WARREN POWERS**  
**Won 7, Lost 5, Tied 0**

9/8	(12) San Diego State	45-15	W
9/15	at (11) Illinois	14-6	W
9/22	at (9) Mississippi	33-7	W
9/29	(5) Texas (4)	0-21	L
10/13	(15) Oklahoma State	13-14	L
10/20	at Colorado	13-7	W
10/27	Kansas State	3-19	L
11/3	Nebraska (2)	20-23	L
11/10	at Iowa State	18-9	W
11/17	Oklahoma (7)	22-24	L
11/24	at Kansas	55-7	W
	<b>Hall of Fame Bowl (Birmingham)</b>		
12/29	South Carolina (16)	24-14	W

**FINAL RANKING — 20th (UPI)**

**1980 COACH WARREN POWERS**  
**Won 8, Lost 4, Tied 0**

9/13	(17) New Mexico	47-16	W
9/20	(15) Illinois	52-7	W
9/27	at (12) San Diego State	31-7	W
10/4	(9) Penn State (17)	21-29	L
10/11	at (19) Oklahoma State	30-7	W
10/18	(16) Colorado	45-7	W
10/25	at (16) Kansas State	13-3	W
11/1	at (15) Nebraska (8)	16-38	L
11/8	Iowa State	14-10	W
11/15	at Oklahoma (10)	7-17	L
11/22	Kansas	31-6	W
	<b>Liberty Bowl (at Memphis)</b>		
12/27	Purdue	25-28	L

**1981 COACH WARREN POWERS**  
**Won 8, Lost 4, Tied 0**

9/12	Army	24-10	W
9/19	Rice	42-10	W
9/26	Louisville	34-3	W
10/3	at Mississippi State (9)	14-3	W
10/10	(13) Kansas State	58-13	W
10/17	at (8) Iowa State	13-34	L
10/24	(19) Nebraska (15)	0-6	L
10/31	Oklahoma State	12-16	L
11/7	at Colorado	30-14	W
11/14	Oklahoma (15)	19-14	W
11/21	at Kansas	11-19	L
	<b>Tangerine Bowl (in Orlando)</b>		
12/19	So. Mississippi (18)	19-17	W

**FINAL RANKING — 19th (AP), 20th (UPI)**

**1982 COACH WARREN POWERS**  
**Won 5, Lost 4, Tied 2**

9/4	Colorado State	28-14	W
9/11	Army	23-10	W
9/25	at Texas (17)	0-21	L
10/2	East Carolina	28-9	W
10/9	at Kansas State	7-7	T
10/16	Iowa State	17-17	T
10/23	at Nebraska (5)	19-23	L
10/30	at Oklahoma State	20-30	L
11/6	Colorado	35-14	W
11/13	at Oklahoma (15)	14-41	L
11/20	Kansas	16-10	W





# YEAR-BY-YEAR RESULTS

## 2017 MIZZOU FOOTBALL

9/28	at Iowa State	31-45	L
10/5	at SMU	27-26	W
10/12	Kansas State (22)	10-35	L
10/26	Oklahoma State	35-28	W OT
11/2	Colorado (7)	13-41	L
11/9	at Nebraska (5)	7-51	L
11/16	at Baylor	49-42	W 3-OT
11/23	Kansas	42-25	W

### 1997 COACH LARRY SMITH

#### Won 7, Lost 5, Tied 0

9/6	Eastern Michigan	44-24	W
9/13	at Kansas	7-15	L
9/20	at Tulsa	42-21	W
9/27	Ohio State (7)	10-31	L
10/4	Iowa State	45-21	W
10/11	at Kansas State (22)	11-41	L
10/18	Texas	37-29	W
10/25	at Oklahoma St. (12)	51-50	W 2-OT
11/1	at Colorado	41-31	W
11/8	Nebraska (1)	38-45	L OT
11/15	(25) Baylor	42-24	W

Plymouth Holiday Bowl (San Diego, Calif.)

12/29 (19) Colorado St. (18) 24-35 L

FINAL RANKING — 23rd (AP), 23rd (USA Today)

### 1998 COACH LARRY SMITH

#### Won 8, Lost 4, Tied 0

9/5	Bowling Green	37-0	W
9/12	(25) Kansas	41-23	W
9/19	at (21) Ohio State (1)	14-35	L
10/3	(23) Northwestern St.	35-14	W
10/10	at (21) Iowa State	35-19	W
10/17	(20) Oklahoma	20-6	W
10/24	at (19) Nebraska (7)	13-20	L
10/31	at (18) Texas Tech	28-26	W
11/7	(18) Colorado	38-14	W
11/14	at (13) Texas A&M (6)	14-17	L
11/21	(19) Kansas State (2)	25-31	L

Insight.com Bowl (Tucson, Ariz.)

12/26 (24) West Virginia 34-31 W

FINAL RANKING — 21st (AP), 25th USA Today

### 1999 COACH LARRY SMITH

#### Won 4, Lost 7, Tied 0

9/4	UAB	31-28	W
9/18	Western Michigan	48-34	W
9/25	Nebraska (6)	40-10	L
10/2	at Memphis	27-17	W
10/9	at Colorado	39-46	L OT
10/16	Iowa State	21-24	L
10/23	at Kansas	0-21	L
10/30	Texas Tech	34-7	W
11/6	at Oklahoma	0-37	L
11/13	Texas A&M	14-51	L
11/20	at Kansas State (9)	0-66	L

### 2000 COACH LARRY SMITH

#### Won 3, Lost 8, Tied 0

9/2	Western Illinois	50-20	W
9/9	at Clemson (17)	9-62	L

9/16	Michigan State (20)	10-13	L
9/30	at Nebraska (1)	24-42	L
10/7	Oklahoma State	24-10	W
10/14	Kansas	17-38	L
10/21	at Texas (21)	12-46	L
10/28	at Iowa State	20-39	L
11/4	Colorado	18-28	L
11/11	at Baylor	47-22	W
11/18	Kansas State (9)	24-28	L

### 2001 COACH GARY PINKEL

#### Won 4, Lost 7, Tied 0

9/1	Bowling Green	13-20	L
9/8	Southwest Texas	40-6	W
9/29	Nebraska (4)	3-36	L
10/6	at Oklahoma State	41-38	W 3-OT
10/13	Iowa State	14-20	L
10/20	at Kansas	38-34	W
10/27	Texas (7)	16-35	L
11/3	at Colorado (25)	24-38	L
11/10	Baylor	41-24	W
11/24	at Kansas State	3-24	L
12/1	at Michigan State	7-55	L

### 2002 COACH GARY PINKEL

#### Won 5, Lost 7, Tied 0

8/31	Illinois (at St. Louis)	33-20	W
9/7	(R) Ball State	41-6	W
9/14	(R) at Bowling Green	28-51	L
9/28	Troy State	44-7	W
10/5	Oklahoma (3)	24-31	L
10/12	at Nebraska	13-24	L
10/19	at Texas Tech	38-52	L
10/26	Kansas	36-12	W
11/2	at Iowa State (22)	35-42	L
11/9	Colorado (18)	35-42	L OT
11/16	at Texas A&M	33-27	W 2-OT
11/23	Kansas State (10)	0-38	L

### 2003 COACH GARY PINKEL

#### Won 8, Lost 5, Tied 0

8/30	(R) Illinois (at St. Louis)	22-15	W
9/6	(R) at Ball State	35-7	W
9/13	(R) Eastern Illinois	37-0	W
9/20	(23) Middle Tenn. St.	41-40	W OT
9/27	(23) at Kansas	14-35	L
10/11	(R) Nebraska (10)	41-24	W
10/18	(24) at Oklahoma (1)	13-34	L
10/25	(R) Texas Tech (R)	62-31	W
11/8	(22) at Colorado	16-21	L
11/15	(R) Texas A&M	45-22	W
11/22	(R) at Kansas State (19)	14-24	L
11/29	Iowa State	45-7	W
	Mainstay Independence Bowl (Shreveport, La.)		
12/31	(R) Arkansas	14-27	L

### 2004 COACH GARY PINKEL

#### Won 5, Lost 6

9/4	(18) Arkansas State	52-20	W
9/9	(19) at Troy	14-24	L
9/18	(R) Ball State	48-0	W
10/2	(R) Colorado	17-9	W
10/9	(R) at Baylor	30-10	W
10/16	(R) at Texas (9)	20-28	L
10/23	(R) Oklahoma State (22)	17-20	L
10/30	(R) at Nebraska	3-24	L
11/6	Kansas State	24-35	L
11/20	Kansas	14-31	L
11/27	at Iowa State	17-14	W OT

### 2005 COACH GARY PINKEL

#### Won 7, Lost 5, Tied 0

9/3	Arkansas St. (at Kansas City)	44-17	W
9/10	New Mexico	35-45	L
9/17	Troy	52-21	W
10/1	Texas (2)	20-51	L
10/8	at Oklahoma State	38-31	W
10/15	Iowa State	27-24	W OT
10/22	Nebraska	41-24	W
10/29	(R) at Kansas	3-13	L
11/5	at Colorado (25)	12-41	L
11/12	Baylor	31-16	W
11/19	at Kansas State	28-36	L
	Independence Bowl (Shreveport, La.)		
12/30	South Carolina (R)	38-31	W

### 2006 COACH GARY PINKEL

#### Won 8, Lost 5, Tied 0

9/2	Murray St.	47-7	W
9/9	(R) Mississippi	34-7	W
9/16	(R) at New Mexico	27-17	W
9/23	(R) Ohio	31-6	W
9/30	(25) Colorado	28-13	W
10/7	(23) at Texas Tech (R)	38-21	W
10/14	(19) at Texas A&M	19-25	L
10/21	(24) Kansas St.	41-21	W
10/28	(23) Oklahoma (19)	10-26	L
11/4	(R) at Nebraska (R)	20-34	L
11/18	at Iowa St.	16-21	L
11/25	Kansas	42-17	W
	Sun Bowl (El Paso, Texas)		
12/29	vs. Oregon St. (24)	38-39	L

### 2007 COACH GARY PINKEL

#### Won 12, Lost 2, Tied 0

#### BIG 12 NORTH CHAMPIONS

9/1	(R) Illinois (at St. Louis)	40-34	W
9/8	(R) at Mississippi	38-25	W
9/15	(R) Western Michigan	52-24	W
9/22	(25) Illinois State	38-17	W
10/6	(17) Nebraska (25)	41-6	W
10/13	(11) at Oklahoma (6)	31-41	L
10/20	(15) Texas Tech (22)	41-10	W
10/27	(13) Iowa State	42-28	W
11/3	(9) at Colorado	55-10	W
11/10	(7) Texas A&M	40-26	W

## 2017 MIZZOU FOOTBALL

11/17	(6) at Kansas State	49-32	W
11/24	(3) Kansas (2) (at K. City)	36-28	W
Big 12 Championship (San Antonio, Texas)			
12/1	(1) Oklahoma (9)	17-38	L
Cotton Bowl (Dallas, Texas)			
1/1	(7) Arkansas (25)	38-7	W
FINAL RANKING — 4th (AP), 5th (USA Today)			

### 2008 COACH GARY PINKEL

Won 10, Lost 4, Tied 0

#### BIG 12 NORTH CHAMPIONS

8/30	(6) Illinois (20) (at St. Louis)	52-42	W
9/6	(6) SE Missouri State	52-3	W
9/13	(6) Nevada	69-17	W
9/20	(5) Buffalo	42-21	W
10/4	(4) at Nebraska (RV)	52-17	W
10/11	(3) Oklahoma State (17)	23-28	L
10/18	(11) at Texas (4)	31-56	L
10/25	(16) Colorado	58-0	W
11/1	(14) at Baylor	31-28	W
11/8	(13) Kansas State	41-24	W
11/15	(12) at Iowa State	52-20	W
11/29	(12) Kansas (at Kansas City)	37-40	L
Big 12 Championship (Kansas City, Mo.)			
12/6	(19) Oklahoma (4)	21-62	L
Alamo Bowl (San Antonio, Texas)			
12/30	(25) Northwestern (22)	30-23	W OT
FINAL RANKING — 19th (AP), 16th (USA Today)			

### 2009 COACH GARY PINKEL

Won 8, Lost 5, Tied 0

9/5	(R) Illinois (R) (at St. Louis)	37-9	W
9/12	(25) Bowling Green	27-20	W
9/19	(R) Furman	52-12	W
9/25	(R) at Nevada	31-21	W
10/8	(24) Nebraska (21)	12-27	L
10/17	(R) at Oklahoma State (16)	17-33	L
10/24	(R) Texas (3)	7-41	L
10/31	at Colorado	36-17	W
11/7	Baylor	32-40	L
11/14	at Kansas St. (R)	38-12	W
11/21	Iowa St.	34-24	W
11/28	Kansas (at Kansas City)	41-39	W
Texas Bowl (Houston, Texas)			
12/31	(R) vs. Navy (R)	13-35	L

### 2010 COACH GARY PINKEL

Won 10, Lost 3, Tied 0

#### BIG 12 NORTH CO-CHAMPIONS

9/4	(R) vs. Illinois (at St. Louis)	23-13	W
9/11	(R) McNeese State	50-6	W
9/18	(R) San Diego State	27-24	W
9/25	(R) Miami (Ohio)	51-13	W
10/9	(24) Colorado	26-0	W
10/16	(21) at Texas A&M	30-9	W
10/23	(18) Oklahoma (3)	36-27	W
10/30	(7) at Nebraska (14)	17-31	L
11/6	(14) at Texas Tech	17-24	L
11/13	(20) Kansas State (R)	38-28	W

11/20	(15) at Iowa State	14-0	W
11/27	(15) vs. Kansas (at Kansas City)	35-7	W
Insight Bowl (Tempe, Ariz.)			
12/28	(14) vs. Iowa	24-27	L
FINAL RANKING — 18th (AP), 18th (USA Today)			

### 2011 COACH GARY PINKEL

Won 8, Lost 5, Tied 0

9/3	(21) Miami, (Ohio)	17-6	W
9/9	(21) at Arizona St. (RV)	30-37	L OT
9/17	(RV) Western Illinois	69-0	W
9/24	(RV) at Oklahoma (1)	28-38	L
10/8	at Kansas St. (20)	17-24	L
10/15	Iowa St.	52-17	W
10/22	Oklahoma St. (6)	24-45	L
10/29	at Texas A&M (16)	38-31	W OT
11/5	at Baylor	39-42	L
11/12	Texas (21)	17-5	W
11/19	Texas Tech	31-27	W
11/26	vs. Kansas (Kansas City)	24-10	W
Independence Bowl (Shreveport, La.)			
12/26	(RV) vs. North Carolina (R)	41-24	W

### 2012 COACH GARY PINKEL

Won 5, Lost 7, Tied 0

9/1	(RV) SE Louisiana	62-10	W
9/8	(RV) Georgia (7)	20-41	L
9/15	Arizona State (RV)	24-20	W
9/22	(RV) at South Carolina (7)	10-31	L
9/29	at UCF	21-16	W
10/6	Vanderbilt	15-19	L
10/13	Alabama (1)	10-42	L
10/27	Kentucky	33-10	W
11/3	at Florida (8)	7-14	L
11/10	at Tennessee	51-48	W 4-OT
11/17	Syracuse	27-31	L
11/24	at Texas A&M (9)	29-59	L

### 2013 COACH GARY PINKEL

Won 12, Lost 2, Tied 0

#### SEC EASTERN CHAMPIONS

8/31	Murray State	58-14	W
9/7	Toledo	38-23	W
9/21	at Indiana	45-28	W
9/28	(R) Arkansas State	41-19	W
10/5	(R) at Vanderbilt	51-28	W
10/12	(25) at Georgia (7)	41-26	W
10/19	(14) Florida (22)	36-17	W
10/26	(5) South Carolina (20)	24-27	L 2-OT
11/2	(10) Tennessee	31-3	W
11/9	(9) at Kentucky	48-17	W
11/23	(8) at Ole Miss (24)	24-10	W
11/30	(5) Texas A&M (19)	28-21	W
SEC Championship (Atlanta, Ga.)			
12/7	(5) Auburn (3)	42-59	L
Cotton Bowl (Arlington, Texas)			
1/3	(8) Oklahoma State (13)	41-31	W
FINAL RANKING — 5th (AP), 5th (USA Today)			

### 2014 COACH GARY PINKEL

Won 11, Lost 3, Tied 0

#### SEC EASTERN CHAMPIONS

8/30	(24) S. Dakota State	38-18	W
9/6	(24) at Toledo	49-24	W
9/13	(20) UCF	38-10	W
9/20	(18) Indiana	27-31	L
9/27	(RV) at South Carolina (13)	21-20	W
10/11	(23) Georgia (13)	0-34	L
10/18	at Florida	42-13	W
10/25	(RV) Vanderbilt	24-14	W
11/1	(RV) Kentucky	20-10	W
11/15	(RV) at Texas A&M	34-27	W
11/22	(19) at Tennessee	29-21	W
11/28	(17) Arkansas	21-14	W
SEC Championship (Atlanta, Ga.)			
12/6	(14) Alabama (1)	13-42	L
Citrus Bowl (Orlando, Fla.)			
1/1	(16) Minnesota (25)	33-17	W
FINAL RANKING — 14th (AP), 11th (USA Today)			

### 2015 COACH GARY PINKEL

Won 5, Lost 7, Tied 0

9/5	(24) SE Missouri State	34-3	W
9/12	(21) at Arkansas State	27-20	W
9/19	(22) UConn	9-6	W
9/26	(25) at Kentucky	13-21	L
10/3	South Carolina	24-10	W
10/10	(RV) Florida (11)	3-21	L
10/17	at Georgia (RV)	6-9	L
10/24	at Vanderbilt	3-10	L
11/5	Mississippi State (20)	13-31	L
11/14	vs. BYU (RV) (Kansas City)	20-16	W
11/21	Tennessee	8-19	L
11/27	at Arkansas (RV)	3-28	L

### 2016 COACH BARRY ODOM

Won 4, Lost 8, Tied 0

9/3	at West Virginia	11-26	L
9/10	Eastern Michigan	61-21	W
9/17	Georgia (16)	27-28	L
9/24	Delaware State	79-0	W
10/1	at LSU (RV)	7-42	L
10/15	at Florida (18)	14-40	L
10/22	Middle Tennessee State	45-51	L
10/29	Kentucky	21-35	L
11/5	at South Carolina	21-31	L
11/12	Vanderbilt	26-17	W
11/19	at Tennessee (RV)	37-63	L
11/25	Arkansas (RV)	28-24	W

### **ALABAMA (Alabama leads, 3-2)**

1968 — \*Missouri, 35-10 at Jacksonville  
 1975 — Missouri, 20-7 at Birmingham  
 1978 — Alabama, 38-20 at Columbia  
as part of SEC (Alabama leads, 2-0)  
 2012 — Alabama, 42-10 at Columbia  
 2014 — #Alabama, 42-13 at Atlanta  
 \* 1968 Gator Bowl  
 # 2014 SEC Championship Game

### **ARKANSAS (Missouri leads, 5-3)**

1906 — Missouri, 11-0 at Columbia  
 1944 — Arkansas, 7-6 at St. Louis  
 1963 — Missouri, 7-6 at Little Rock  
 2003 — \*Arkansas, 27-14 at Shreveport, La.  
 2008 — #Missouri, 38-7 at Dallas, Texas  
as part of SEC (Missouri leads, 2-1)  
 2014 — Missouri, 21-14 at Columbia  
 2015 — Arkansas, 28-3 at Fayetteville  
 2016 — Missouri, 28-24 at Columbia  
 \* 2003 Independence Bowl  
 # 2008 Cotton Bowl ('07 season)

### **AUBURN (Tied, 1-1)**

1973 — \*Missouri, 34-17 at El Paso  
as part of SEC (Auburn leads, 1-0)  
 2013 — #Auburn, 59-42 at Atlanta  
 \* 1973 Sun Bowl  
 # 2013 SEC Championship Game

### **FLORIDA (Tied, 3-3)**

1966 — \*Missouri, 20-18 at New Orleans  
as part of SEC (Florida leads, 3-2)  
 2012 — Florida, 14-7 at Gainesville  
 2013 — Missouri, 36-17 at Columbia  
 2014 — Missouri, 42-13 at Gainesville  
 2015 — Florida, 21-3 at Columbia  
 2016 — Florida, 40-14 at Gainesville  
 \* 1966 Sugar Bowl ('65 season)

### **GEORGIA (Georgia leads, 5-1)**

1960 — \*Georgia, 14-0 at Miami  
as part of SEC (Georgia leads, 4-1)  
 2012 — Georgia, 41-20 at Columbia  
 2013 — Missouri, 41-26 at Athens  
 2014 — Georgia, 34-0 at Columbia  
 2015 — Georgia, 9-6 at Athens  
 2016 — Georgia, 28-27 at Columbia  
 \* 1960 Orange Bowl ('59 season)

### **KENTUCKY (Kentucky leads, 4-3)**

1965 — Kentucky, 7-0 at Columbia  
 1968 — Kentucky, 12-6 at Lexington  
as part of SEC (Missouri leads, 3-2)  
 2012 — Missouri, 33-10 at Columbia  
 2013 — Missouri, 48-17 at Lexington  
 2014 — Missouri, 20-10 at Columbia  
 2015 — Kentucky, 21-13 at Lexington  
 2016 — Kentucky, 35-21 at Columbia

### **LOUISIANA STATE (Tied, 1-1)**

1978 — \*Missouri, 20-15 at Memphis  
as part of SEC (LSU leads, 1-0)  
 2016 — LSU, 42-7 at Baton Rouge  
 \* 1978 Liberty Bowl

### **MISSISSIPPI (Missouri leads, 6-1)**

1973 — Missouri, 17-0 at Columbia  
 1974 — Mississippi, 10-0 at Jackson  
 1978 — Missouri, 45-14 at Columbia  
 1979 — Missouri, 33-7 at Jackson  
 2006 — Missouri, 34-7 at Columbia  
 2007 — Missouri, 38-25 at Oxford  
as part of SEC (Missouri leads, 1-0)  
 2013 — Missouri, 24-10 at Oxford

### **MISSISSIPPI STATE (Missouri leads, 2-1)**

1981 — Missouri, 14-3 at Jackson  
 1984 — Missouri, 47-30 at Columbia  
as part of SEC (Mississippi State leads, 1-0)  
 2015 — Mississippi State, 31-13 at Columbia

### **SOUTH CAROLINA (Missouri leads, 4-3)**

1979 — \*Missouri, 24-14 at Birmingham  
 2005 — ^Missouri, 38-31 at Shreveport  
as part of SEC (South Carolina leads, 3-2)  
 2012 — South Carolina, 31-10 at Columbia, S.C.  
 2013 — South Carolina, 27-24 (2-OT) at Columbia, Mo.  
 2014 — Missouri, 21-20 at Columbia, S.C.  
 2015 — Missouri, 24-10 at Columbia, Mo.  
 2016 — South Carolina, 31-21 at Columbia, S.C.  
 \* 1979 Hall of Fame Bowl  
 ^2005 Independence Bowl

### **TENNESSEE (Missouri leads, 3-2)**

as part of SEC (Missouri leads, 3-2)  
 2012 — Missouri, 51-48 (4-OT) at Knoxville  
 2013 — Missouri, 31-3 at Columbia  
 2014 — Missouri, 29-21 at Knoxville  
 2015 — Tennessee, 19-8 at Columbia  
 2016 — Tennessee, 63-37 at Knoxville

### **TEXAS A&M (Texas A&M leads, 8-7-0)**

1957 — Texas A&M, 28-0 at Columbia  
 1958 — Texas A&M, 12-0 at College Station  
 1992 — Texas A&M, 26-13 at Columbia  
 1993 — Texas A&M, 73-0 at College Station  
Big 12 Conference  
 1998 — Texas A&M, 17-14 at College Station  
 1999 — Texas A&M, 51-14 at Columbia  
 2002 — Missouri, 33-27 (OT) at College Station  
 2003 — Missouri, 45-22 at Columbia  
 2006 — Texas A&M, 25-19 at College Station  
 2007 — Missouri, 40-26 at Columbia  
 2010 — Missouri, 30-9 at College Station  
 2011 — Missouri, 38-31 (OT) at College Station  
as part of SEC (Missouri leads, 2-1)  
 2012 — Texas A&M, 59-29 at College Station  
 2013 — Missouri, 28-21 at Columbia  
 2014 — Missouri, 34-27 at College Station

### **VANDERBILT (Missouri leads, 5-3-1)**

1895 — Missouri, 16-0 at Columbia  
 1896 — Missouri, 26-6 at St. Louis  
 1957 — Tie, 7-7 at Columbia  
 1958 — Vanderbilt, 12-8 at Columbia  
as part of SEC (Missouri leads, 3-2)  
 2012 — Vanderbilt, 19-15 at Columbia  
 2013 — Missouri, 51-28 at Nashville  
 2014 — Missouri, 24-14 at Columbia  
 2015 — Vanderbilt, 10-3 at Nashville  
 2016 — Missouri, 26-17 at Columbia

**AIR FORCE (Missouri leads, 4-2)**

1959 — Missouri, 13-0 at Columbia  
 1960 — Missouri, 34-8 at Colorado Springs  
 1964 — Missouri, 17-7 at Colorado Springs  
 1969 — Missouri, 19-17 at Columbia  
 1970 — Air Force, 37-14 at St. Louis  
 1971 — Air Force, 7-6 at Colorado Springs

**ALABAMA-BIRMINGHAM (Missouri leads, 1-0)**

1999 — Missouri, 31-28 at Columbia

**ARIZONA (Missouri leads, 3-0)**

1957 — Missouri, 35-13 at Columbia  
 1962 — Missouri, 17-7 at Columbia  
 1967 — Missouri, 17-3 at Columbia

**ARIZONA STATE (Missouri leads, 4-3)**

1972 — \*Arizona State, 49-35 at Tempe  
 1974 — Missouri, 9-0 at Columbia  
 1977 — Missouri, 15-0 at Tempe  
 1989 — Arizona State, 19-3 at Tempe  
 1990 — Missouri, 30-9 at Columbia  
 2011 — Arizona State, 37-30 (OT) at Tempe  
 2012 — Missouri 24-20 at Columbia  
 \* 1972 Fiesta Bowl

**ARKANSAS STATE (Missouri leads, 4-0)**

2004 — Missouri, 52-20 at Columbia  
 2005 — Missouri, 44-17 at Kansas City  
 2013 — Missouri, 41-19 at Columbia  
 2015 — Missouri, 27-20 at Jonesboro

**ARMY (Missouri leads, 3-1)**

1968 — Missouri, 7-3 at Columbia  
 1971 — Army, 22-6 at West Point  
 1981 — Missouri, 24-10 at Columbia  
 1982 — Missouri, 23-10 at Columbia

**BALL STATE (Missouri leads, 3-0)**

2002 — Missouri, 41-6 at Columbia  
 2003 — Missouri, 35-7 at Muncie  
 2004 — Missouri, 48-0 at Columbia

**BAYLOR (MU leads, 10-4-0)**

1970 — Missouri, 38-0 at St. Louis  
 1972 — Baylor, 27-0 at Columbia  
 1974 — Missouri, 28-21 at Columbia  
 1987 — Missouri, 23-18 at Columbia  
 1991 — Baylor, 47-21 at Waco  
 1996 — Missouri, 49-42 (3-OT) at Waco  
 1997 — Missouri, 42-24 at Columbia  
 2000 — Missouri, 47-22 at Waco  
 2001 — Missouri, 41-24 at Columbia  
 2004 — Missouri, 30-10 at Waco  
 2005 — Missouri, 31-16 at Columbia  
 2008 — Missouri, 31-28 at Waco  
 2009 — Baylor, 40-32 at Columbia  
 2010 — Baylor, 42-39 at Waco

**BOWLING GREEN (Bowling Green leads, 3-2)**

1995 — Bowling Green, 17-10 at Columbia  
 1998 — Missouri, 37-0 at Columbia  
 2001 — Bowling Green, 20-13 at Columbia  
 2002 — Bowling Green, 51-28 at Bowling Green  
 2009 — Missouri, 27-20 at Columbia

**BRIGHAM YOUNG (Tied, 1-1)**

1983 — \*BYU, 21-17 at San Diego  
 2015 — Missouri, 20-16 at Kansas City  
 \* 1983 Holiday Bowl

**BUFFALO (Missouri leads, 1-0)**

2008 — Missouri, 42-21 at Columbia

**CALIFORNIA (California leads, 4-2-1)**

1952 — California, 26-14 at Berkeley  
 1961 — TIE, 14-14 at Columbia  
 1962 — Missouri, 21-10 at Berkeley  
 1964 — California, 21-14 at Berkeley  
 1972 — Missouri, 34-27 at Columbia  
 1977 — California, 28-21 at Columbia  
 1985 — California, 39-32 at Columbia  
 at Columbia: UC leads, 2-1-1  
 at Berkeley: UC leads, 2-1

**CLEMSON (Clemson leads, 3-1)**

1949 — \*Clemson, 24-23 at Jacksonville  
 1950 — Clemson, 34-0 at Columbia  
 1996 — Missouri, 38-24 at Columbia  
 2000 — Clemson, 62-9 at Clemson  
 \* 1949 Gator Bowl (\*48 season)

**COLORADO (MU leads, 42-31-3)**

1930 — Colorado, 9-0 at Columbia  
 1931 — Colorado, 9-7 at Boulder  
 1934 — Missouri, 0-0 at Boulder  
 1935 — Missouri, 20-6 at Columbia  
 1937 — Colorado, 14-6 at Boulder  
 1938 — Missouri, 14-7 at Columbia  
 1939 — Missouri, 30-0 at Columbia  
 1940 — Missouri, 21-6 at Boulder  
 1941 — Missouri, 21-6 at Columbia  
 1942 — Missouri, 26-13 at Columbia  
 1946 — Missouri, 21-0 at Columbia  
 1947 — Missouri, 21-0 at Boulder  
 1948 — Missouri, 27-13 at Columbia  
 1949 — Missouri, 20-13 at Boulder  
 1950 — Missouri, 21-19 at Columbia  
 1951 — Colorado, 34-13 at Boulder  
 1952 — Missouri, 27-7 at Columbia  
 1953 — Missouri, 27-16 at Boulder  
 1954 — Tie, 19-19 at Columbia  
 1955 — Missouri, 20-12 at Boulder  
 1956 — Tie, 14-14 at Columbia  
 1957 — Missouri, 9-6 at Boulder  
 1958 — Missouri, 33-9 at Columbia  
 1959 — Colorado, 21-20 at Boulder  
 1960 — Missouri, 16-6 at Columbia  
 1961 — Colorado, 7-6 at Boulder  
 1962 — Missouri, 57-0 at Columbia  
 1963 — Missouri, 28-7 at Boulder  
 1964 — Missouri, 16-7 at Columbia  
 1965 — Missouri, 20-7 at Boulder  
 1966 — Colorado, 26-0 at Columbia  
 1967 — Colorado, 23-9 at Boulder  
 1968 — Missouri, 27-14 at Columbia  
 1969 — Colorado, 31-24 at Boulder  
 1970 — Missouri, 30-16 at Columbia  
 1971 — Colorado, 27-7 at Boulder  
 1972 — Missouri, 20-17 at Columbia  
 1973 — Colorado, 17-13 at Boulder  
 1974 — Missouri, 30-24 at Columbia  
 1975 — Colorado, 31-20 at Boulder  
 1976 — Missouri, 16-7 at Columbia  
 1977 — Missouri, 24-14 at Boulder  
 1978 — Colorado, 28-27 at Columbia  
 1979 — Missouri, 13-7 at Boulder  
 1980 — Missouri, 45-7 at Columbia  
 1981 — Missouri, 30-14 at Boulder  
 1982 — Missouri, 35-14 at Columbia

1983 — Missouri, 59-20 at Boulder  
 1984 — Missouri, 52-7 at Columbia  
 1985 — Colorado, 38-7 at Boulder  
 1986 — Colorado, 17-12 at Columbia  
 1987 — Colorado, 27-10 at Boulder  
 1988 — Colorado, 45-8 at Columbia  
 1989 — Colorado, 49-3 at Boulder  
 1990 — Colorado, 33-31 at Columbia  
 1991 — Colorado, 55-7 at Boulder  
 1992 — Colorado, 6-0 at Columbia  
 1993 — Colorado, 30-18 at Boulder  
 1994 — Colorado, 38-23 at Columbia  
 1995 — Colorado, 21-0 at Boulder

### Big 12 Conference

1996 — Colorado, 41-13 at Columbia  
 1997 — Missouri, 41-31 at Boulder  
 1998 — Missouri, 38-14 at Columbia  
 1999 — Colorado, 46-39 (OT) at Boulder  
 2000 — Colorado, 28-18 at Columbia  
 2001 — Colorado, 38-24 at Boulder  
 2002 — Colorado, 42-35 (OT) at Columbia  
 2003 — Colorado, 21-16 at Boulder  
 2004 — Missouri, 17-9 at Columbia  
 2005 — Colorado, 41-12 at Boulder  
 2006 — Missouri, 28-13 at Columbia  
 2007 — Missouri, 55-10 at Boulder  
 2008 — Missouri, 58-0 at Columbia  
 2009 — Missouri, 36-17 at Boulder  
 2010 — Missouri, 26-0 at Columbia

### **'THE 5th DOWN' — A GAME TO REMEMBER; A GAME TO FORGET**

One of college football's most historic games took place on Faurot Field on Oct. 6, 1990, when the eventual national champion Colorado Buffaloes pulled out a 33-31 victory, scoring the winning touchdown on what turned out to be a fifth down on the game's last play.

With MU leading 31-27, Colorado embarked on a frantic march down the field in the final minute of play. Gaining a first down at the MU three-yard line, with 31 seconds to play, CU quarterback Charles Johnson spiked the ball to stop the clock. After regrouping, Eric Bieniemy charged up the middle to the one-yard line and Colorado called its final time out. Eighteen seconds remained.

It was here that the officials failed to notify the chain crew to flip the down marker from 2nd to 3rd down. When play resumed, Bieniemy tried to go over the top but was thrust backward by Tom Reiner, Mike Ringgenberg and Maurice Benson. The clock reached eight seconds, and officials ordered it stopped momentarily to clear the pileup.

Then, on what was fourth down, Johnson spiked the ball again. With two seconds to play, Johnson squirted over right tackle Mark VanderPoel. Hit by Reiner and Ringgenberg, he rolled over and extended the ball into the endzone and the officials signalled touchdown.

Pandemonium reigned for more than 20 minutes as those in attendance tried to determine just what had happened. But, with time expired, there was no avenue for appeal. What had appeared to be a major upset victory for the Tigers went into the record books as a bitter pill to swallow.

Colorado went on to win the Big Eight Conference championship, and with a victory over Notre Dame in the Orange Bowl, claimed a share of the national championship.

Here's how the play-by-play read of the game's final five plays:

- 1-G-MU 3 Charles Johnson pass incomplete
- 2-G-MU 3 Eric Bieniemy runs middle, gain of 2 (Tom Reiner)
- 3-G-MU 1 Bieniemy runs middle, no gain (Reiner, Maurice Benson)
- 4-G-MU 1 Johnson pass incomplete
- 5-G-MU 1 Johnson runs middle. TOUCHDOWN.  
Johnson run for PAT, no good.

### **COLORADO STATE (Series tied, 1-1)**

1982 — Missouri, 28-14 at Columbia  
 1997 — \*Colorado State, 35-24 at San Diego  
 \* 1997 Plymouth Holiday Bowl

### **CONNECTICUT (Missouri leads, 1-0)**

2015 — Missouri, 9-6 at Columbia

### **DELAWARE STATE (Missouri leads, 1-0)**

2016 — Missouri, 79-0 at Columbia

### **DUKE (Missouri leads, 1-0)**

1947 — Missouri, 28-7 at Durham

### **EAST CAROLINA (Series tied, 1-1)**

1982 — Missouri, 28-9 at Columbia  
 1983 — East Carolina, 13-6 at Columbia

### **EASTERN ILLINOIS (Missouri leads, 1-0)**

2003 — Missouri, 37-0 at Columbia

### **EASTERN MICHIGAN (Missouri leads, 2-0)**

1997 — Missouri, 44-24 at Columbia  
 2016 — Missouri 61-21 at Columbia

### **FURMAN (Missouri leads, 1-0)**

2009 — Missouri, 52-12 at Columbia

### **GEORGIA TECH (Series tied, 1-1)**

1940 — \*Georgia Tech, 21-17 at Miami  
 1962 — +Missouri, 14-10 at Houston  
 \* 1940 Orange Bowl ('39 season)  
 + 1962 Bluebonnet Bowl

### **HAWAII (Series tied, 0-0-1)**

1994 — Tie, 32-32 at Honolulu

### **HOUSTON (Series tied, 1-1)**

1988 — Houston, 31-7 at Columbia  
 1994 — Missouri, 16-3 at Houston

### **IDAHO (Missouri leads, 2-0)**

1958 — Missouri, 14-10 at Columbia  
 1963 — Missouri, 24-0 at Columbia

### **ILLINOIS (Missouri leads, 17-7)**

1896 — Illinois, 10-0 at St. Louis  
 1913 — Illinois, 24-7 at Champaign  
 1949 — Missouri, 27-20 at Champaign  
 1966 — Missouri, 21-14 at Champaign  
 1968 — Missouri, 44-0 at Champaign  
 1969 — Missouri, 37-6 at St. Louis  
 1975 — Missouri, 30-20 at Champaign  
 1976 — Illinois, 31-6 at Columbia  
 1977 — Illinois, 11-7 at Champaign  
 1978 — Missouri, 45-3 at Columbia  
 1979 — Missouri, 14-6 at Champaign  
 1980 — Missouri, 52-7 at Columbia  
 1983 — Missouri, 28-18 at Columbia  
 1984 — Illinois, 30-24 at Champaign  
 1991 — Missouri, 23-19 at Columbia  
 1992 — Illinois, 24-17 at Champaign  
 1993 — Missouri, 31-3 at Columbia  
 1994 — Illinois, 42-0 at Champaign  
 2002 — Missouri, 33-20 at St. Louis  
 2003 — Missouri, 22-15 at St. Louis  
 2007 — Missouri, 40-34 at St. Louis  
 2008 — Missouri, 52-42 at St. Louis  
 2009 — Missouri, 37-9 at St. Louis  
 2010 — Missouri, 23-13 at St. Louis  
 at Columbia: MU leads, 5-1  
 at Champaign: Series tied, 5-5  
 at Neutral Sites: MU leads, 7-1



**ILLINOIS STATE (Missouri leads, 1-0)**

2007 — Missouri, 38-17 at Columbia

**INDIANA (Indiana leads, 7-3-2)**

1953 — Missouri, 14-7 at Bloomington  
 1954 — Missouri, 20-14 at Columbia  
 1985 — Indiana, 36-17 at Columbia  
 1986 — Indiana, 41-24 at Columbia  
 1987 — Indiana, 20-17 at Bloomington  
 1988 — Tie, 28-28 at Columbia  
 1989 — Indiana, 24-7 at Bloomington  
 1990 — Indiana, 58-7 at Bloomington  
 1991 — Tie, 27-27 at Columbia  
 1992 — Indiana, 20-10 at Bloomington  
 2013 — Missouri, 45-28 at Bloomington  
 2014 — Indiana, 31-27 at Columbia

**IOWA (Missouri leads, 7-6)**

1892 — Missouri, 24-0 at Columbia  
 1893 — Iowa, 30-18 at Iowa City  
 1894 — Missouri, 32-16 at Columbia  
 1895 — Missouri, 34-0 at Columbia  
 1896 — Iowa, 12-0 at Columbia  
 1902 — Missouri, 6-0 at Iowa City  
 1903 — Iowa, 16-0 at Columbia  
 1906 — Iowa, 26-4 at Iowa City  
 1907 — Iowa, 21-6 at Iowa City  
 1908 — Missouri, 10-5 at Columbia  
 1909 — Missouri, 13-12 at Iowa City  
 1910 — Missouri, 5-0 at Columbia  
 2010 — #Iowa, 27-24 at Tempe  
 #-2010 Insight Bowl

**IOWA STATE (Missouri leads, 61-34-9)**

1896 — Iowa State, 12-0 at Columbia  
 1908 — Iowa State, 16-0 at Columbia  
 1909 — Tie, 6-6 at Ames  
 1910 — Iowa State, 6-5 at Columbia  
 1911 — Iowa State, 6-3 at Ames  
 1912 — Iowa State, 29-0 at Columbia  
 1913 — Missouri, 21-13 at Ames  
 1914 — Iowa State, 6-0 at Columbia  
 1915 — Iowa State, 14-6 at Ames  
 1916 — Tie, 0-0 at Columbia  
 1917 — Iowa State, 15-0 at Ames  
 1919 — Missouri, 10-0 at Columbia  
 1920 — Missouri, 14-2 at Ames  
 1921 — Missouri, 17-14 at Columbia  
 1922 — Missouri, 6-3 at Ames  
 1923 — Iowa State, 2-0 at Columbia  
 1924 — Missouri, 7-0 at Ames  
 1925 — Missouri, 23-8 at Columbia  
 1926 — Missouri, 7-3 at Ames  
 1927 — Missouri, 13-6 at Ames  
 1928 — Missouri, 28-19 at Columbia  
 1929 — Missouri, 19-0 at Ames  
 1930 — Missouri, 14-0 at Columbia  
 1931 — Iowa State, 20-0 at Ames  
 1932 — Tie, 0-0 at Columbia  
 1933 — Iowa State, 14-7 at Ames  
 1934 — Iowa State, 13-0 at Columbia  
 1935 — Tie, 6-6 at Ames  
 1936 — Missouri, 10-0 at Columbia  
 1937 — Missouri, 12-0 at Ames  
 1938 — Iowa State, 16-13 at Columbia  
 1939 — Missouri, 21-6 at Ames  
 1940 — Missouri, 30-14 at Columbia  
 1941 — Missouri, 39-13 at Ames  
 1942 — Missouri, 45-6 at Columbia

1943 — Missouri, 25-7 at Ames  
 1944 — Tie, 21-21 at Columbia  
 1945 — Missouri, 13-7 at Ames  
 1946 — Missouri, 33-13 at Columbia  
 1947 — Missouri, 26-7 at Ames  
 1948 — Missouri, 49-7 at Columbia  
 1949 — Missouri, 32-0 at Ames  
 1950 — Tie, 20-20 at Columbia  
 1951 — Iowa State, 21-14 at Ames  
 1952 — Missouri, 19-0 at Columbia  
 1953 — Iowa State, 13-6 at Ames  
 1954 — Missouri, 32-14 at Columbia  
 1955 — Iowa State, 20-14 at Ames  
 1956 — Missouri, 34-0 at Columbia  
 1957 — Missouri, 35-13 at Ames  
 1958 — Missouri, 14-6 at Columbia  
 1959 — Missouri, 14-0 at Ames  
 1960 — Missouri, 34-8 at Columbia  
 1961 — Missouri, 13-7 at Ames  
 1962 — Missouri, 21-6 at Columbia  
 1963 — Missouri, 7-0 at Ames  
 1964 — Missouri, 10-0 at Columbia  
 1965 — Missouri, 23-7 at Ames  
 1966 — Tie, 10-10 at Columbia  
 1967 — Missouri, 23-7 at Ames  
 1968 — Missouri, 42-7 at Columbia  
 1969 — Missouri, 40-13 at Ames  
 1970 — Iowa State, 31-19 at Columbia  
 1971 — Iowa State, 45-17 at Ames  
 1972 — Missouri, 6-5 at Columbia  
 1973 — Iowa State, 17-7 at Ames  
 1974 — Missouri, 10-7 at Columbia  
 1975 — Missouri, 44-14 at Ames  
 1976 — Iowa State, 21-17 at Columbia  
 1977 — Iowa State, 7-0 at Ames  
 1978 — Missouri, 26-13 at Columbia  
 1979 — Missouri, 18-9 at Ames  
 1980 — Missouri, 14-10 at Columbia  
 1981 — Iowa State, 34-13 at Ames  
 1982 — Tie, 17-17 at Columbia  
 1983 — Missouri, 41-18 at Ames  
 1984 — Tie, 14-14 at Columbia  
 1985 — Missouri, 28-27 at Ames  
 1986 — Iowa State, 37-14 at Columbia  
 1987 — Missouri, 42-17 at Ames  
 1988 — Iowa State, 21-3 at Columbia  
 1989 — Iowa State, 35-21 at Columbia  
 1990 — Iowa State, 27-25 at Ames  
 1991 — Iowa State, 23-22 at Columbia  
 1992 — Iowa State, 28-14 at Ames  
 1993 — Missouri, 37-34 at Columbia  
 1994 — Missouri, 34-20 at Ames  
 1995 — Missouri, 45-31 at Columbia

**Big 12 Conference**

1996 — Iowa State, 45-31 at Ames  
 1997 — Missouri, 45-21 at Columbia  
 1998 — Missouri, 35-19 at Ames  
 1999 — Iowa State, 24-21 at Columbia  
 2000 — Iowa State, 39-20 at Ames  
 2001 — Iowa State, 20-14 at Columbia  
 2002 — Iowa State, 42-35 at Ames  
 2003 — Missouri, 45-7 at Columbia  
 2004 — Missouri, 17-14 (OT) at Ames  
 2005 — Missouri, 27-24 (OT) at Columbia  
 2006 — Iowa State, 21-16 at Ames  
 2007 — Missouri, 42-28 at Columbia  
 2008 — Missouri, 52-20 at Ames  
 2009 — Missouri, 34-24 at Columbia  
 2010 — Missouri, 14-0 at Ames  
 2011 — Missouri, 52-17 at Columbia

# NON-CONFERENCE SERIES HISTORIES

### **KANSAS (Missouri leads, 57-54-9)\*\***

\*\*—Series total reflects 1960 Kansas win as a Missouri win due to Kansas forfeit

1891 — Kansas, 22-10	at Kansas City
1892 — Kansas, 12-4	at Kansas City
1893 — Missouri, 12-4	at Kansas City
1894 — Kansas, 18-12	at Kansas City
1895 — Missouri, 10-6	at Kansas City
1896 — Kansas, 30-0	at Kansas City
1897 — Kansas, 16-0	at Kansas City
1898 — Kansas, 12-0	at Kansas City
1899 — Kansas, 34-6	at Kansas City
1900 — Tie, 6-6	at Kansas City
1901 — Missouri, 18-12	at Kansas City
1902 — Kansas, 17-5	at Kansas City
1903 — Kansas, 5-0	at Kansas City
1904 — Kansas, 29-0	at Kansas City
1905 — Kansas, 24-0	at Kansas City
1906 — Tie, 0-0	at Kansas City
1907 — Kansas, 4-0	at St. Joseph
1908 — Kansas, 10-4	at Kansas City
1909 — Missouri, 12-6	at Kansas City
1910 — Tie, 5-5	at Kansas City
1911 — Tie, 3-3	at Columbia
1912 — Kansas, 12-3	at Lawrence
1913 — Missouri, 3-0	at Columbia
1914 — Missouri, 10-7	at Lawrence
1915 — Kansas, 8-6	at Columbia
1916 — Missouri, 13-0	at Lawrence
1917 — Kansas, 27-3	at Columbia
1919 — Missouri, 13-6	at Lawrence
1920 — Missouri, 16-7	at Columbia
1921 — Kansas, 15-9	at Lawrence
1922 — Missouri, 9-7	at Lawrence
1923 — Tie, 3-3	at Lawrence
1924 — Missouri, 14-0	at Columbia
1925 — Kansas, 10-7	at Lawrence
<b>First Year at Memorial Stadium</b>	
1926 — Missouri, 15-0	at Columbia
1927 — Kansas, 14-7	at Lawrence
1928 — Missouri, 25-6	at Columbia
1929 — Missouri, 7-0	at Lawrence
1930 — Kansas, 32-0	at Columbia
1931 — Kansas, 14-0	at Lawrence
1932 — Kansas, 7-0	at Columbia
1933 — Kansas, 27-0	at Lawrence
1934 — Kansas, 20-0	at Columbia
1935 — Tie, 0-0	at Lawrence
1936 — Missouri, 19-3	at Columbia
1937 — Tie, 0-0	at Lawrence
1938 — Missouri, 13-7	at Columbia
1939 — Missouri, 20-0	at Lawrence
1940 — Missouri, 45-20	at Lawrence
1941 — Missouri, 45-6	at Lawrence
1942 — Missouri, 42-13	at Columbia
1943 — Kansas, 20-19	at Columbia
1944 — Missouri, 28-0	at Kansas City
1945 — Missouri, 33-12	at Kansas City
1946 — Kansas, 20-19	at Columbia
1947 — Kansas, 20-14	at Lawrence
1948 — Missouri, 21-7	at Columbia
1949 — Missouri, 34-28	at Lawrence
1950 — Missouri, 20-6	at Columbia
1951 — Kansas, 41-28	at Lawrence
1952 — Missouri, 20-19	at Columbia
1953 — Missouri, 10-6	at Lawrence
1954 — Missouri, 41-18	at Columbia
1955 — Kansas, 13-7	at Lawrence
1956 — Missouri, 15-13	at Columbia
1957 — Kansas, 9-7	at Lawrence
1958 — Tie, 13-13	at Columbia

1959 — Missouri, 13-9	at Lawrence
1960 — **Kansas, 23-7	at Columbia
1961 — Missouri, 10-7	at Lawrence
1962 — Tie, 3-3	at Columbia
1963 — Missouri, 9-6	at Lawrence
1964 — Missouri, 34-14	at Columbia
1965 — Missouri, 44-20	at Lawrence
1966 — Missouri, 7-0	at Columbia
1967 — Kansas, 17-6	at Lawrence
1968 — Kansas, 21-19	at Columbia
1969 — Missouri, 69-21	at Lawrence
1970 — Missouri, 28-17	at Columbia
1971 — Kansas, 7-2	at Lawrence
1972 — Kansas, 28-17	at Columbia
1973 — Kansas, 14-13	at Lawrence
1974 — Missouri, 27-3	at Columbia
1975 — Kansas, 42-24	at Lawrence
1976 — Kansas, 41-14	at Columbia
1977 — Kansas, 24-22	at Lawrence
1978 — Missouri, 48-0	at Columbia
1979 — Missouri, 55-7	at Lawrence
1980 — Missouri, 31-6	at Columbia
1981 — Kansas, 19-11	at Lawrence
1982 — Missouri, 16-10	at Columbia
1983 — Kansas, 37-27	at Lawrence
1984 — Kansas, 35-21	at Columbia
1985 — Kansas, 34-20	at Lawrence
1986 — Missouri, 48-0	at Columbia
1987 — Missouri, 19-7	at Columbia
1988 — Missouri, 55-17	at Lawrence
1989 — Kansas, 46-44	at Columbia
1990 — Missouri, 31-21	at Lawrence
1991 — Kansas, 53-29	at Lawrence
1992 — Missouri, 22-17	at Columbia
1993 — Kansas, 28-0	at Lawrence
1994 — Kansas, 31-14	at Columbia
1995 — Kansas, 42-23	at Lawrence

### **Big 12 Conference**

1996 — Missouri, 42-25	at Columbia
1997 — Kansas, 15-7	at Lawrence
1998 — Missouri, 41-23	at Columbia
1999 — Kansas, 21-0	at Lawrence
2000 — Kansas, 38-17	at Columbia
2001 — Missouri, 38-34	at Lawrence
2002 — Missouri, 36-12	at Columbia
2003 — Kansas, 35-14	at Lawrence
2004 — Kansas, 31-14	at Columbia
2005 — Kansas, 13-3	at Lawrence
2006 — Missouri, 42-17	at Columbia
2007 — Missouri, 36-28	at Kansas City
2008 — Kansas, 40-37	at Kansas City
2009 — Missouri, 41-39	at Kansas City
2010 — Missouri, 35-7	at Kansas City
2011 — Missouri 24-10	at Kansas City

### **KANSAS STATE (Missouri leads, 60-32-5)\*\***

\*\*—Series total reflects 1951 Kansas State win as a Missouri win due to Kansas State forfeit

1909 — Missouri, 3-0	at Columbia
1914 — Missouri, 13-3	at Columbia
1915 — Tie, 0-0	at Columbia
1916 — Kansas State, 7-6	at Columbia
1917 — Kansas State, 7-6	at Columbia
1919 — Tie, 6-6	at Columbia
1920 — Missouri, 10-7	at Manhattan
1921 — Kansas State, 7-5	at Manhattan
1922 — Kansas State, 13-10	at Columbia
1923 — Missouri, 4-2	at Manhattan
1924 — Missouri, 14-7	at Columbia
1925 — Missouri, 3-0	at Manhattan

**Memorial Stadium**

1927 — Missouri, 13-6 at Columbia  
 1928 — Missouri, 19-6 at Manhattan  
 1929 — Kansas State, 7-6 at Columbia  
 1930 — Kansas State, 20-13 at Manhattan  
 1931 — Kansas State, 20-7 at Columbia  
 1932 — Kansas State, 25-0 at Manhattan  
 1933 — Kansas State, 33-0 at Columbia  
 1934 — Kansas State, 33-0 at Manhattan  
 1935 — Tie, 7-7 at Columbia  
 1936 — Tie, 7-7 at Manhattan  
 1937 — Missouri, 14-7 at Columbia  
 1938 — Kansas State, 21-13 at Manhattan  
 1939 — Missouri, 9-7 at Columbia  
 1940 — Missouri, 24-13 at Manhattan  
 1941 — Missouri, 35-0 at Columbia  
 1942 — Missouri, 46-2 at Manhattan  
 1943 — Missouri, 47-14 at Columbia  
 1944 — Missouri, 33-0 at Manhattan  
 1945 — Missouri, 41-7 at Columbia  
 1946 — Missouri, 26-0 at Manhattan  
 1947 — Missouri, 47-7 at Columbia  
 1948 — Missouri, 49-7 at Manhattan  
 1949 — Missouri, 34-27 at Columbia  
 1950 — Missouri, 28-7 at Manhattan  
 1951 — \*\*Kansas State, 14-12 at Columbia  
 1952 — Missouri, 26-0 at Manhattan  
 1953 — Missouri, 16-6 at Columbia  
 1954 — Missouri, 35-7 at Manhattan  
 1955 — Kansas State, 21-0 at Columbia  
 1956 — Missouri, 20-6 at Manhattan  
 1957 — Kansas State, 23-21 at Columbia  
 1958 — Missouri, 32-8 at Manhattan  
 1959 — Missouri, 26-0 at Columbia  
 1960 — Missouri, 45-0 at Manhattan  
 1961 — Missouri, 27-9 at Columbia  
 1962 — Missouri, 32-0 at Manhattan  
 1963 — Missouri, 21-11 at Columbia  
 1964 — Missouri, 7-0 at Manhattan  
 1965 — Missouri, 28-14 at Columbia  
 1966 — Missouri, 27-0 at Manhattan  
 1967 — Missouri, 28-6 at Columbia  
 1968 — Missouri, 56-20 at Manhattan  
 1969 — Missouri, 41-38 at Columbia  
 1970 — Kansas State, 17-13 at Manhattan  
 1971 — Kansas State, 28-12 at Columbia  
 1972 — Missouri, 31-14 at Manhattan  
 1973 — Missouri, 31-7 at Columbia  
 1974 — Missouri, 52-15 at Manhattan  
 1975 — Missouri, 35-3 at Columbia  
 1976 — Missouri, 28-21 at Manhattan  
 1977 — Missouri, 28-13 at Columbia  
 1978 — Missouri, 56-14 at Manhattan  
 1979 — Kansas State, 19-3 at Columbia  
 1980 — Missouri, 13-3 at Manhattan  
 1981 — Missouri, 58-13 at Columbia  
 1982 — Tie, 7-7 at Manhattan  
 1983 — Missouri, 38-0 at Columbia  
 1984 — Missouri, 61-21 at Manhattan  
 1985 — Kansas State, 20-17 at Columbia  
 1986 — Missouri, 17-6 at Manhattan  
 1987 — Missouri, 34-10 at Columbia  
 1988 — Missouri, 52-21 at Manhattan  
 1989 — Missouri, 21-9 at Manhattan  
 1990 — Missouri, 31-10 at Columbia  
 1991 — Kansas State, 32-0 at Manhattan  
 1992 — Missouri, 27-14 at Columbia  
 1993 — Kansas State, 31-21 at Manhattan  
 1994 — Kansas State, 21-18 at Columbia  
 1995 — Kansas State, 30-0 at Manhattan

**Big 12 Conference**

1996 — Kansas State, 35-10 at Columbia  
 1997 — Kansas State, 41-11 at Manhattan  
 1998 — Kansas State, 31-25 at Columbia  
 1999 — Kansas State, 66-0 at Manhattan  
 2000 — Kansas State, 28-24 at Columbia  
 2001 — Kansas State, 24-3 at Manhattan  
 2002 — Kansas State, 38-0 at Columbia  
 2003 — Kansas State, 24-14 at Manhattan  
 2004 — Kansas State, 35-24 at Columbia  
 2005 — Kansas State, 36-28 at Manhattan  
 2006 — Missouri, 41-21 at Columbia  
 2007 — Missouri, 49-32 at Manhattan  
 2008 — Missouri, 41-24 at Columbia  
 2009 — Missouri, 38-12 at Manhattan  
 2010 — Missouri, 38-28 at Columbia  
 2011 — Kansas State, 24-17 at Manhattan

**LOUISVILLE (Missouri leads, 1-0)**

1981 — Missouri, 34-3 at Columbia

**MARSHALL (Missouri leads, 1-0)**

1992 — Missouri, 44-21 at Columbia

**MARYLAND (Maryland leads, 6-0)**

1950 — \*Maryland, 20-7 at Jacksonville  
 1951 — Maryland, 35-0 at College Park  
 1952 — Maryland, 13-10 at Columbia  
 1953 — Maryland, 20-6 at Columbia  
 1954 — Maryland, 74-13 at College Park  
 1955 — Maryland, 13-12 at Columbia  
 \* 1950 Gator Bowl (\*49 season)

**McNEESE STATE (Missouri leads, 1-0)**

2010 — Missouri, 50-6 at Columbia

**MEMPHIS (Missouri leads, 2-1)**

1991 — Missouri, 31-21 at Columbia  
 1996 — Memphis, 19-16 at Columbia  
 1999 — Missouri, 27-17 at Memphis

**MIDDLE TENNESSEE STATE (Tied, 1-1)**

2003 — Missouri, 41-40 (OT) at Columbia  
 2016 — Middle Tennessee State, 51-45 at Columbia

**MIAMI, FLA. (Miami, Fla. leads, 3-0)**

1950 — Miami, Fla., 27-9 at Miami  
 1988 — Miami, Fla., 55-0 at Miami  
 1989 — Miami, Fla. 38-7 at Columbia

**MIAMI (OHIO) (Missouri leads, 2-0)**

2010 — Missouri, 51-13 at Columbia  
 2011 — Missouri, 17-6 at Columbia

**MICHIGAN (Series tied, 2-2)**

1955 — Michigan, 42-7 at Ann Arbor  
 1959 — Missouri, 20-15 at Ann Arbor  
 1969 — Missouri, 40-17 at Ann Arbor  
 1975 — Michigan, 31-7 at Ann Arbor

**MICHIGAN STATE (Michigan State leads, 5-3)**

1936 — Michigan State, 13-0 at East Lansing  
 1937 — Michigan State, 2-0 at Columbia  
 1938 — Missouri, 6-0 at Columbia  
 1941 — Missouri, 19-10 at East Lansing  
 1944 — Missouri, 13-7 at Columbia  
 1945 — Michigan State, 14-7 at East Lansing  
 2000 — Michigan State, 13-10 at Columbia  
 2001 — Michigan State, 55-7 at East Lansing

# NON-CONFERENCE SERIES HISTORIES

### **MINNESOTA (Missouri leads, 5-3-1)**

1943 — Minnesota, 26-13 at Minneapolis  
 1944 — Minnesota, 39-27 at Minneapolis  
 1945 — Minnesota, 34-0 at Minneapolis  
 1961 — Missouri, 6-0 at Minneapolis  
 1962 — Tie, 0-0 at Minneapolis  
 1965 — Missouri, 17-6 at Minneapolis  
 1966 — Missouri, 24-0 at Columbia  
 1970 — Missouri, 34-12 at Columbia  
 2015 — \*Missouri 33-17 at Orlando  
 \* 2015 Citrus Bowl (\*14 season)

### **MURRAY STATE (Missouri leads, 2-0)**

2006 — Missouri, 47-7 at Columbia  
 2013 — Missouri, 58-14 at Columbia

### **NAVY (Missouri leads, 2-1)**

1948 — Missouri, 35-14 at Annapolis  
 1961 — \*Missouri, 21-14 at Miami  
 2009 — ^Navy, 35-13 at Houston  
 \* 1961 Orange Bowl (\*60 season) ^ 2009 Texas Bowl

### **NEBRASKA (Nebraska leads, 65-36-3)**

1892 — Nebraska, 6-0 at Columbia  
 1893 — Missouri, 18-12 at Kansas City  
 1894 — Missouri, 18-14 at Kansas City  
 1895 — Nebraska, 12-10 at Omaha  
 1896 — Nebraska, 8-4 at Columbia  
 1897 — Nebraska, 41-0 at Lincoln  
 1898 — Nebraska, 47-6 at Columbia  
 1899 — Missouri, 11-0 at Lincoln  
 1900 — Nebraska, 12-0 at Columbia  
 1901 — Nebraska, 51-0 at Omaha  
 1902 — Nebraska, 12-0 at St. Joseph  
 1911 — Nebraska, 34-0 at Lincoln  
 1912 — Nebraska, 7-0 at Columbia  
 1917 — Nebraska, 52-0 at Lincoln  
 1919 — Nebraska, 12-5 at Columbia  
 1922 — Nebraska, 48-0 at Lincoln  
 1923 — Tie, 7-7 at Columbia  
 1924 — Nebraska, 14-6 at Lincoln  
 1925 — Missouri, 9-6 at Columbia  
 1926 — Missouri, 14-7 at Lincoln  
 1927 — Missouri, 7-6 at Columbia  
 1928 — Nebraska, 24-0 at Lincoln  
 1929 — Tie, 7-7 at Columbia  
 1930 — Tie, 0-0 at Lincoln  
 1931 — Nebraska, 10-7 at Columbia  
 1932 — Nebraska, 21-6 at Lincoln  
 1933 — Nebraska, 26-0 at Columbia  
 1934 — Nebraska, 13-6 at Lincoln  
 1935 — Nebraska, 19-6 at Columbia  
 1936 — Nebraska, 20-0 at Lincoln  
 1937 — Nebraska, 7-0 at Columbia  
 1938 — Missouri, 13-10 at Lincoln  
 1939 — Missouri, 27-13 at Columbia  
 1940 — Nebraska, 20-7 at Lincoln  
 1941 — Missouri, 6-0 at Columbia  
 1942 — Missouri, 26-6 at Lincoln  
 1943 — Missouri, 54-20 at Columbia  
 1944 — Nebraska, 24-20 at Lincoln  
 1945 — Missouri, 19-0 at Columbia  
 1946 — Missouri, 21-20 at Lincoln  
 1947 — Missouri, 47-6 at Columbia  
 1948 — Missouri, 33-6 at Lincoln  
 1949 — Missouri, 21-20 at Columbia  
 1950 — Nebraska, 40-34 at Lincoln  
 1951 — Missouri, 35-19 at Columbia  
 1952 — Missouri, 10-6 at Lincoln  
 1953 — Missouri, 23-7 at Columbia

1954 — Nebraska, 25-19 at Lincoln  
 1955 — Nebraska, 18-12 at Columbia  
 1956 — Nebraska, 15-14 at Lincoln  
 1957 — Missouri, 14-13 at Columbia  
 1958 — Missouri, 31-0 at Lincoln  
 1959 — Missouri, 9-0 at Columbia  
 1960 — Missouri, 28-0 at Lincoln  
 1961 — Missouri, 10-0 at Columbia  
 1962 — Missouri, 16-7 at Lincoln  
 1963 — Nebraska, 13-12 at Columbia  
 1964 — Nebraska, 9-0 at Lincoln  
 1965 — Nebraska, 16-14 at Columbia  
 1966 — Nebraska, 35-0 at Lincoln  
 1967 — Missouri, 10-7 at Columbia  
 1968 — Missouri, 16-14 at Lincoln  
 1969 — Missouri, 17-7 at Columbia  
 1970 — Nebraska, 21-7 at Lincoln  
 1971 — Nebraska, 36-0 at Columbia  
 1972 — Nebraska, 62-0 at Lincoln  
 1973 — Missouri, 13-12 at Columbia  
 1974 — Missouri, 21-10 at Lincoln  
 1975 — Nebraska, 30-7 at Columbia  
 1976 — Missouri, 34-24 at Lincoln  
 1977 — Nebraska, 21-10 at Columbia  
 1978 — Missouri, 35-31 at Lincoln  
 1979 — Nebraska, 23-20 at Columbia  
 1980 — Nebraska, 38-16 at Lincoln  
 1981 — Nebraska, 6-0 at Columbia  
 1982 — Nebraska, 23-19 at Lincoln  
 1983 — Nebraska, 34-13 at Columbia  
 1984 — Nebraska, 33-23 at Lincoln  
 1985 — Nebraska, 28-20 at Columbia  
 1986 — Nebraska, 48-17 at Lincoln  
 1987 — Nebraska, 42-7 at Columbia  
 1988 — Nebraska, 26-18 at Lincoln  
 1989 — Nebraska, 50-7 at Columbia  
 1990 — Nebraska, 69-21 at Lincoln  
 1991 — Nebraska, 63-6 at Lincoln  
 1992 — Nebraska, 34-24 at Columbia  
 1993 — Nebraska, 49-7 at Lincoln  
 1994 — Nebraska, 42-7 at Columbia  
 1995 — Nebraska, 57-0 at Lincoln

### **Big 12 Conference**

1996 — Nebraska, 51-7 at Lincoln  
 1997 — Nebraska, 45-38 (OT) at Columbia  
 1998 — Nebraska, 20-13 at Lincoln  
 1999 — Nebraska, 40-10 at Columbia  
 2000 — Nebraska, 42-24 at Lincoln  
 2001 — Nebraska, 36-3 at Columbia  
 2002 — Nebraska, 24-13 at Lincoln  
 2003 — Missouri, 41-24 at Columbia  
 2004 — Nebraska, 24-3 at Lincoln  
 2005 — Missouri, 41-24 at Columbia  
 2006 — Nebraska, 34-20 at Lincoln  
 2007 — Missouri, 41-6 at Columbia  
 2008 — Missouri, 52-17 at Lincoln  
 2009 — Nebraska, 27-12 at Columbia  
 2010 — Nebraska, 31-17 at Lincoln

### **NEVADA (Missouri leads, 2-0)**

2008 — Missouri, 69-17 at Columbia  
 2009 — Missouri, 31-21 at Reno

### **NEW MEXICO (Missouri leads, 2-1)**

1980 — Missouri, 47-16 at Columbia  
 2005 — New Mexico, 45-35 at Columbia  
 2006 — Missouri, 27-17 at Albuquerque



1992 — Oklahoma, 51-17 at Norman  
 1993 — Oklahoma, 42-23 at Columbia  
 1994 — Oklahoma, 30-13 at Norman  
 1995 — Oklahoma, 13-9 at Columbia

**Big 12 Conference**

1998 — Missouri, 20-6 at Columbia  
 1999 — Oklahoma, 37-0 at Norman  
 2002 — Oklahoma, 31-24 at Columbia  
 2003 — Oklahoma, 34-13 at Norman  
 2006 — Oklahoma, 26-10 at Columbia  
 2007 — Oklahoma, 41-31 at Norman  
 2007 — Oklahoma, 38-17 at San Antonio (Big 12 Championship)  
 2008 — Oklahoma, 62-21 at Kansas City (Big 12 Championship)  
 2010 — Missouri, 36-27 at Columbia  
 2011 — Oklahoma, 38-28 at Norman

**OKLAHOMA STATE (Missouri leads, 29-23-0)**

1915 — Missouri, 13-6 at Columbia  
 1921 — Missouri, 36-0 at Columbia  
 1949 — Missouri, 21-7 at Columbia  
 1950 — Missouri, 27-0 at Stillwater  
 1951 — Missouri, 27-26 at Columbia  
 1952 — Oklahoma State, 14-7 at Stillwater  
 1960 — Missouri, 28-7 at Columbia  
 1961 — Missouri, 10-0 at Stillwater  
 1962 — Missouri, 23-6 at Columbia  
 1963 — Missouri, 28-6 at Stillwater  
 1964 — Oklahoma State, 10-7 at Columbia  
 1965 — Missouri, 13-0 at Stillwater  
 1966 — Missouri, 7-0 at Columbia  
 1967 — Missouri, 7-0 at Stillwater  
 1968 — Missouri, 42-7 at Columbia  
 1969 — Missouri, 31-21 at Columbia  
 1970 — Missouri, 40-20 at Stillwater  
 1971 — Oklahoma State, 37-16 at Columbia  
 1972 — Oklahoma State, 17-16 at Stillwater  
 1973 — Missouri, 13-9 at Columbia  
 1974 — Oklahoma State, 31-7 at Stillwater  
 1975 — Missouri, 41-14 at Columbia  
 1976 — Oklahoma State, 20-19 at Stillwater  
 1977 — Missouri, 41-14 at Columbia  
 1978 — Oklahoma State, 35-20 at Stillwater  
 1979 — Oklahoma State, 14-13 at Columbia  
 1980 — Missouri, 30-7 at Stillwater  
 1981 — Oklahoma State, 16-12 at Columbia  
 1982 — Oklahoma State, 30-20 at Stillwater  
 1983 — Missouri, 16-10 at Columbia  
 1984 — Oklahoma State, 31-13 at Stillwater  
 1985 — Oklahoma State, 21-19 at Columbia  
 1986 — Oklahoma State, 10-6 at Stillwater  
 1987 — Oklahoma State, 24-20 at Columbia  
 1988 — Oklahoma State, 49-21 at Stillwater  
 1989 — Oklahoma State, 31-30 at Columbia  
 1990 — Oklahoma State, 48-28 at Stillwater  
 1991 — Missouri, 41-7 at Columbia  
 1992 — Oklahoma State, 28-26 at Stillwater  
 1993 — Missouri, 42-9 at Columbia  
 1994 — Missouri, 24-15 at Stillwater  
 1995 — Oklahoma State, 30-26 at Columbia

**Big 12 Conference**

1996 — Missouri, 35-28 (OT) at Columbia  
 1997 — Missouri, 51-50 (2-OT) at Stillwater  
 2000 — Missouri, 24-10 at Columbia  
 2001 — Missouri, 41-38 (3-OT) at Stillwater  
 2004 — Oklahoma State, 20-17 at Columbia  
 2005 — Missouri, 38-31 at Stillwater  
 2008 — Oklahoma State, 28-23 at Columbia  
 2009 — Oklahoma State, 33-17 at Stillwater  
 2011 — Oklahoma State, 45-24 at Columbia  
 2013 — \*Missouri, 41-31 at Arlington  
 \* 2014 Cotton Bowl

**OREGON (Missouri leads, 1-0)**

1972 — Missouri, 24-22 at Columbia

**OREGON STATE (Beavers lead, 2-0)**

1956 — Oregon State, 19-13 at Columbia  
 2006 — \*Oregon State, 39-38 at El Paso, Texas  
 \*-2006 Brut Sun Bowl

**PENN STATE (Penn State leads, 3-1)**

1959 — Penn State, 19-8 at Columbia  
 1960 — Missouri, 21-8 at University Park  
 1970 — \*Penn State, 10-3 at Miami  
 1980 — Penn State, 29-21 at Columbia  
 \*1970 Orange Bowl (\*69 season)

**PITTSBURGH (Panthers leads, 1-0)**

1940 — Panthers, 19-13 at Pittsburgh

**PURDUE (Boilermakers leads, 6-2)**

1895 — Missouri, 16-6 at St. Louis  
 1897 — Boilermakers, 30-12 at West Lafayette  
 1904 — Boilermakers, 11-0 at St. Louis  
 1905 — Boilermakers, 24-0 at West Lafayette  
 1953 — Missouri, 14-7 at Columbia  
 1954 — Boilermakers, 31-0 at West Lafayette  
 1956 — Boilermakers, 16-7 at Columbia  
 1980 — \*Boilermakers, 28-25 at Memphis  
 \*1980 Liberty Bowl

**RICE (Missouri leads, 1-0)**

1981 — Missouri, 42-10 at Columbia

**SAN DIEGO STATE (Missouri leads, 3-0)**

1979 — Missouri, 45-15 at Columbia  
 1980 — Missouri, 31-7 at San Diego  
 2010 — Missouri, 27-24 at Columbia

**SOUTHERN CALIFORNIA (Trojans leads, 2-1)**

1924 — USC, 20-7 at Los Angeles  
 1976 — Missouri, 46-25 at Los Angeles  
 1977 — USC, 27-10 at Columbia

**SMU (SMU leads, 13-8-2)**

1926 — Tie, 7-7 at Columbia  
 1927 — SMU, 32-9 at Dallas  
 1945 — Missouri, 10-7 at Dallas  
 1946 — SMU, 17-10 at Dallas  
 1947 — SMU, 35-19 at Dallas  
 1948 — Missouri, 20-14 at Columbia  
 1949 — SMU, 28-27 at Dallas  
 1950 — SMU, 21-0 at Dallas  
 1951 — SMU, 34-0 at Dallas  
 1952 — SMU, 25-7 at Columbia  
 1953 — SMU, 20-7 at Dallas  
 1954 — SMU, 25-6 at Columbia  
 1955 — SMU, 13-6 at Dallas  
 1956 — SMU, 33-25 at Columbia  
 1957 — Missouri, 7-6 at Dallas  
 1958 — SMU, 32-19 at Columbia  
 1959 — SMU, 23-2 at Dallas  
 1960 — Missouri, 20-0 at Columbia  
 1967 — Missouri, 21-0 at Columbia  
 1971 — Missouri, 24-12 at Columbia  
 1973 — Missouri, 17-7 at Dallas  
 1993 — Tie, 10-10 at Columbia  
 1996 — Missouri, 27-26 at Dallas

**SOUTH DAKOTA STATE (Missouri leads, 1-0)**

2014 — Missouri, 38-18 at Columbia

**SOUTHEAST LOUISIANA (Missouri leads, 1-0)**

2012 — Missouri, 62-10 at Columbia



**SOUTHEAST MISSOURI STATE (Missouri leads, 2-0)**

1936 — Missouri, 20-0 at Columbia  
 2008 — Missouri, 52-3 at Columbia  
 2015 — Missouri, 34-3 at Columbia

**SOUTHERN MISSISSIPPI (Missouri leads, 1-0)**

1981 — \*Missouri, 19-17 Orlando  
 \*1981 Tangerine Bowl

**SOUTHWEST MISSOURI STATE (Missouri leads, 1-0)**

1923 — Missouri, 10-0 at Columbia

**SOUTHWEST TEXAS STATE (Missouri leads, 1-0)**

2001 — Missouri, 40-6 at Columbia

**STANFORD (Stanford leads, 1-0)**

1971 — Stanford, 19-0 at Columbia

**SYRACUSE (Syracuse leads, 3-0)**

1986 — Syracuse, 41-9 at Syracuse  
 1987 — Syracuse, 24-13 at Columbia  
 2012 — Syracuse, 31-27 at Columbia

**TEMPLE (Temple leads, 1-0)**

1931 — Temple, 38-6 at Philadelphia

**TEXAS (Texas leads, 17-6-0)**

1894 — Missouri, 28-0 at Austin  
 1896 — Missouri, 10-0 at Austin  
 1900 — Texas, 18-12 at Austin  
 1901 — Texas, 10-0 at Columbia  
 1907 — Missouri, 5-4 at Columbia  
 1916 — Missouri, 3-0 at Columbia

**Memorial Stadium**

1931 — Texas, 31-0 at Austin  
 1932 — Texas, 65-0 at Columbia  
 1946 — \*Texas, 40-27 at Dallas  
 1946 — Texas, 42-0 at Austin  
 1979 — Texas, 21-0 at Columbia  
 1982 — Texas, 21-0 at Austin  
 1985 — Texas, 21-17 at Austin  
 1986 — Texas, 27-25 at Columbia

**Big 12 Conference**

1996 — Texas, 40-10 at Austin  
 1997 — Missouri, 37-29 at Columbia  
 2000 — Texas, 46-12 at Austin  
 2001 — Texas, 35-16 at Columbia  
 2004 — Texas, 28-20 at Austin  
 2005 — Texas, 51-20 at Columbia  
 2008 — Texas, 56-31 at Austin  
 2009 — Texas, 41-7 at Columbia  
 2011 — Missouri, 17-5 at Columbia

\*-1946 Cotton Bowl (\*45 Season)

**TEXAS TECH (Missouri leads, 6-3-0)**

1995 — Texas Tech, 41-14 at Lubbock

**Big 12 Conference**

1998 — Missouri, 28-26 at Lubbock  
 1999 — Missouri, 34-7 at Columbia  
 2002 — Texas Tech, 52-38 at Lubbock  
 2003 — Missouri, 62-31 at Columbia  
 2006 — Missouri, 38-21 at Lubbock  
 2007 — Missouri, 41-10 at Columbia  
 2010 — Texas Tech, 24-17 at Lubbock  
 2011 — Missouri, 31-27 at Columbia

**TCU (Series tied, 1-1)**

1989 — Missouri, 14-10 at Columbia  
 1990 — TCU, 20-19 at Columbia

**TOLEDO (Missouri leads, 2-0)**

2013 — Missouri, 38-23 at Columbia  
 2014 — Missouri, 49-24 at Toledo

**TRANSYLVANIA (Missouri leads, 1-0)**

1904 — Missouri, 37-6 at Columbia

**TROY (Missouri leads, 2-1)**

2002 — Missouri, 44-7 at Columbia  
 2004 — Troy, 24-14 at Troy, Ala.  
 2005 — Missouri, 52-21 at Columbia

**TULANE (Series tied, 0-0-2)**

1925 — Tie, 6-6 at New Orleans  
 1926 — Tie, 0-0 at Columbia

**TULSA (Series tied, 1-1)**

1994 — Tulsa, 20-17 at Columbia  
 1997 — Missouri, 42-21 at Columbia

**UCF (Missouri leads, 2-0)**

2012 — Missouri, 21-16 at Orlando  
 2014 — Missouri, 38-10 at Columbia

**UCLA (UCLA leads, 2-0-1)**

1937 — UCLA, 13-0 at Los Angeles  
 1965 — Tie, 14-14 at Columbia  
 1966 — UCLA, 25-14 at Los Angeles

**UTAH (Series tied, 1-1)**

1955 — Utah, 20-14 at Columbia  
 1964 — Missouri, 23-6 at Columbia

**UTAH STATE (Missouri leads, 4-0)**

1983 — Missouri, 17-10 at Columbia  
 1986 — Missouri, 24-10 at Columbia  
 1988 — Missouri, 35-21 at Columbia  
 1990 — Missouri, 45-10 at Columbia

**VIRGINIA (Missouri leads, 1-0)**

1973 — Missouri, 31-7 at Columbia

**WASHINGTON STATE (Missouri leads, 1-0)**

1961 — Missouri, 28-6 at Columbia

**WESTERN ILLINOIS (Missouri leads, 1-0)**

2000 — Missouri, 50-20 at Columbia

**WESTERN MICHIGAN (Missouri leads, 3-0)**

1999 — Missouri, 48-34 at Columbia  
 2007 — Missouri, 52-24 at Columbia  
 2011 — Missouri, 69-0 at Columbia

**WEST VIRGINIA (Tied, 3-3)**

1926 — Missouri, 27-0 at Morgantown  
 1927 — Missouri, 13-0 at Columbia  
 1993 — West Virginia, 35-3 at Morgantown  
 1994 — West Virginia, 34-10 at Columbia  
 1998 — \*Missouri, 34-31 at Tucson  
 2016 — West Virginia, 26-11 at Morgantown  
 \*1998 Insight.com Bowl

**WISCONSIN (Wisconsin leads, 4-1)**

1942 — Wisconsin, 17-9 at Madison  
 1974 — Wisconsin, 59-20 at Madison  
 1975 — Missouri, 27-21 at Columbia  
 1983 — Wisconsin, 21-20 at Madison  
 1984 — Wisconsin, 35-34 at Columbia



The storied history of Memorial Stadium/Faurot Field combines the best of old and new. Opened in 1926, the stadium has seen tremendous growth throughout the years, but Tiger fans are proud of the traditional feel and atmosphere the stadium lends itself to on game day.

Exciting changes are on the way soon which will see the south end zone torn down in the near future and rebuilt with a state-of-the-art football operations facility, as announced during the 2016 season. New seating for fans, with multiple private club levels and 20-24 luxury suites will also be available in the structure, which is estimated to have a \$95-100 million price tag.

Debuting in 2014 was a spacious new upper deck (called the Tiger Deck) and a beautiful lounge/club level just below (called the Columns Club), which features 1,200 luxury seats and top-notch amenities. The Tiger Deck provides 4,200 seats, and combined with the new club section to bring Memorial Stadium's official capacity to 71,168 at the time.

Fans saw many changes for 2013, including a newly-renovated west press box/luxury suite tower, as well as a change to the historical hill beyond the north end zone.

The hill was moved closer to the field to allow for an expansion of the north concourse area – providing much more space for fans to congregate during games. The historic Rock M was broken down and stored away safely during the summer and brought back with the same rocks to maintain the important historical landmark that Tiger fans have grown to love.

Prior to the 2012 season, a sparkling brand-new FieldTurf field was installed on Faurot Field, to commemorate Mizzou's first year in the Southeastern Conference, as well as to reflect a new graphic identity partnership with Nike.

An exciting new addition to the game-day atmosphere was unveiled prior to the 2009 home opener, when a high-definition video board debuted. With a video display spanning 80-feet by 31 1/2 feet, the new display give Tiger fans some of the best HD viewing in the Midwest, to go along with an improved sound system throughout the stadium.

Eye-catching ribbon boards, providing real-time stats, out-of-town scores and other information, were installed on the facades of both the east and west structures prior to the 2014 season.

Among the features installed prior to the 2003 season was a state-of-the-art artificial playing surface, called FieldTurf. The project to convert the old natural grass surface (on which Mizzou played from 1995-2000) began in April of 2003 and was completed on June 26<sup>th</sup>. FieldTurf provides the reliability and consistency of artificial surfaces, but is head and shoulders above all other projects in terms of offering the look and feel, and safety of natural grass. The Tigers enjoyed great success on the surface in 2003, as Mizzou went a perfect 6-0 at Faurot Field, setting a school record for most home wins in a season.

The original stadium, built at a cost of \$350,000, was the product of Coach Gwinn Henry's championship seasons of 1924-25, and a vision of athletic director Chester L. Brewer. It was carved out of "a sizeable natural valley that lay between twin bluffs south of the University," chronicled Bob Broeg, longtime sports editor of the St. Louis Post-Dispatch, and unofficial historian of Missouri football.

Though the seating capacity is listed at 71,168, crowds in excess of 75,000 have seen the Tigers play in Columbia—against Texas in 1979, and a record 75,298 against Penn State in 1980.

Mizzou packed in a then-modern-day record crowd of 71,004 on Oct. 24, 2009 against Texas – marking the largest crowd to see a game at Faurot Field since 1983. That was matched in 2010 against Oklahoma during Mizzou’s memorable Homecoming win over the top-ranked Sooners, and matched again in 2011 against Iowa State, and in 2012 versus Georgia, Arizona State and Alabama. Capacity dropped temporarily to 67,124 for the 2013 season, due to construction of the east side, and the reconfiguration of the Rock M hill.

Mizzou’s average attendance for seven home games in 2012 was a stout 67,476, which was the highest season average since 1980, and which ranked Mizzou 24th in the NCAA in average attendance.

Coach Don Faurot’s powerhouse Split “T” teams in the late ‘30’s and ‘40’s helped pay off the stadium bonds—along the Faurot’s brave scheduling of Ohio State for nine straight years at Columbus, and big payday from games with NYU and Fordham back east.

Peak attendance in the Tigers’ single-tiered football arena was 30,832, who crammed into temporary bleachers and sat on the hillside to watch Faurot’s team upset SMU, 20-14 in 1948.

A year later, the stadium underwent its first facelift with the addition of sections in the center of the west side, boosting the number of rows from 40 to 78. Those piece-meal additions continued sporadically until the summer of 1965, when the final two sections on the southeast corner were completed in the two-tired horseshoe.

The playing field adopted a new name in 1972 – Faurot Field—in honor of the legendary Mizzou football coach and athletic director whose teams and administrative leadership helped mightily to pay off the mortgage. As a matter of fact, Faurot, a graduate student in 1926, helped lay the stadium’s sod. He made one last symbolic contribution to the field, dropping in the last square of turf in June 1995, when Mizzou converted its previous artificial surface to natural grass. He died later that year, during Homecoming week.

The traditional block “M,” carved from stone by the freshman class in 1927, guards the stadium’s north endzone and gives Memorial Stadium one of the more unique landmarks around the country.

The “M,” formed by whitewashed rocks, is 90-foot wide and 95-foot high. Mizzou’s yearbook, the Savitar, recounted the debut of the Missouri landmark on Oct. 1, 1927, when the Tigers defeated Kansas State, 13-6:

***“Five-hundred freshmen joined hands and encircled the cinder track in a single line while the band played ‘Old Missouri’ in the center of the field. The pennants of all the Missouri Valley fluttered and danced above the stadium on the long line at the open end of the gridiron. A huge stone M – the work of the Frosh the night before – loomed up white and threatening against the bankment.”***

The “M” has weathered the good and bad times. In 1957, a group of pranksters changed the “M” to an “N” the night before the Missouri-Nebraska game. But, the Mizzou groundskeeper,

with the help of some young boys who gained free admission to the game in exchange for their assistance, restored the “M” to his proper form before kickoff.

In 1995, Mizzou converted Faurot Field from an artificial surface known as OmniTurf (which graced the field from 1985-1994) to natural grass. The field was not the only cosmetic change made to Faurot Field in 1995. Grass-covered terraces now extend upwards from field level to the grandstands, where they meet a brick wall that adds a traditional collegiate ambiance to the stadium. The hill on the north end of the field was re-graded to provide a consistent “bowl” and is now framed by nearly 600 bushes.

Over the last 25 years, upgrades to the stadium’s superstructure have been made, giving the natural bowl the tender loving care it needs to remain as the home of the Tigers for many years to come. In 1991, all of the stadium’s old cypress bleachers were replaced with aluminum. Work in the stadium in 1995 also addressed accessibility issues. Seating sections and vomitories were modified to allow wheelchair access on both the east and west sides. Restrooms and concessions stands were replaced, as were the concourse surfaces beneath the grandstands in the next phase of the project, which was completed in 1997. The \$12 million effort also included new ticket booths, a reconfigured north entrance, more brickwork to accent what was installed at field level in 1995, and parking lot improvements. A portion of the project was completed in 1996, installing four light towers for night games. The Tigers gameday lockerroom, located underneath the south stands, was completed in 1992.

Tucked beneath the south stands is the facility which includes large and comfortable dressing quarters for players and coaches, state-of-the-art medical facilities including X-ray equipment, and a large interview room which enables 50 reporters to comfortably execute their post-game duties.

Prior to the 2006 season, scoreboards were installed above the south end zone stands, complete with messaging capability that keep fans updated on key game statistics and national scores.

Faurot Field had an artificial surface once before 1985 – for its very first game in 1926. Construction of the sunken stadium seating 25,000 spectators went down to the wire in the fall of ‘26 with the heaviest September rainfall in 35 years contributing to the delay.

Time ran out before the playing surface could be sodded for the Oct. 2 opener with Tulane. Constant rains washed out a bridge east of Columbia, and though repaired in time, slightly more than 10,000 drenched fans showed up for the opening ceremonies.

Without sod, sawdust and tanbark were spread on the field as an alternative, and the Tigers and the Green Wave played to a “scoreless, mudpie tie,” Bob Broeg wrote in his two historical books on Mizzou football.

# MEMORIAL STADIUM/FAUROT FIELD TIMELINE 2017 MIZZOU FOOTBALL

- December, 1925 – Ground broken for future site of Memorial Stadium. It was carved out of a sizeable natural valley that lay between twin bluffs south of the campus.
- Oct. 2, 1926 – Stadium dedicated in memory of the 112 Missouri graduates and students who died in World War I. Mizzou and Tulane played to a scoreless tie on a field that was a muddy disaster due to torrential rains that drenched the Columbia area prior to the game. The field was built with a 440-yard track encircling it.
- Oct. 1, 1927 – The landmark rock 'M' debuts at Memorial Stadium after members of the freshman class construct it with leftover rocks from the stadium project. The monument stood 90 feet wide by 95 feet high and has watched over the field ever since that day, when Mizzou defeated Kansas State, 13-7. The Tigers were a perfect 4-0 at home during the 1927 season, which helped boost MU to its third Missouri Valley Conference championship since 1924 under Coach Gwinn Henry.
- Oct. 13, 1928 – Coach Gwinn Henry's Tigers open the 1928 season by pasting visiting Centre (Ky.) College, 60-0. It remains today as Mizzou's largest margin of victory at Memorial Stadium.
- Sept. 28, 1935 – Don Faurot makes his debut as Missouri Head Coach with a 39-0 whitewashing of William Jewell College. Faurot's first Tiger squad would go on to post a 3-3-3 record.
- Nov. 5, 1938 – Missouri blanks visiting Michigan State, 6-0. The win started a 20-game winning streak for the Tigers at Memorial Stadium, a record that still stands today. Mizzou would not lose at home again until a 20-13 loss to Oklahoma on Nov. 13, 1943.
- Nov. 4, 1939 – Unranked Missouri defeats 10<sup>th</sup>-ranked Nebraska, 27-13, at Memorial Stadium to mark MU's first-ever win over a ranked team. Two weeks later, the Tigers, now ranked 12<sup>th</sup>, upset 5<sup>th</sup>-ranked Oklahoma, 7-6, at Memorial Stadium, and went on to win the Big Six title – the first of three league championships to be won under Faurot from 1939-42.
- Oct. 9, 1948 – One of the biggest upsets in Memorial Stadium history occurs, as the unranked Tigers ambush 4<sup>th</sup>-ranked SMU, 20-14.
- Summer, 1949 – Stadium undergoes first expansion as 5,000 seats are added to the center section of west stands, increasing the number of rows from 40 to 78. Also built was a new press box that included seating for 50 writers and featured eight radio booths.
- Dec. 1, 1956 – Don Faurot is carried off the field on the shoulders of his players after his Tigers post a stirring last-minute 15-13 win over rival Kansas in Faurot's final game as a coach.
- Oct. 25, 1957 – A group of pranksters changed the rock "M" to an "N" the night before the Missouri-Nebraska game. But the Mizzou groundskeeper, with the help of some young boys who gained free admission to the game in exchange for their assistance, restored the "M" to its proper form before kickoff. The next day, Missouri used a last-minute touchdown to post a come-from-behind 14-13 win over the Huskers.
- Sept. 20, 1958 – Coach Dan Devine, the third Tiger coach in three years, makes his Missouri debut against Vanderbilt, but the visiting Commodores spoil the day by leaving Columbia with a 12-8 victory.
- Nov. 19, 1960 – One of the more infamous events in the history of Memorial Stadium took place, as the #1-ranked and undefeated Tigers were upset, 23-7, in the regular-season finale by unranked rival Kansas. The loss spoiled any national championship hopes for the Tigers, who would go on to beat Navy in the Orange Bowl and finish ranked as high as 4<sup>th</sup> in the UPI poll. It was later discovered that Kansas had used an ineligible player, and the game was officially forfeited by the Jayhawks, giving Mizzou a bittersweet administrative victory.

# 2017 MIZZOU FOOTBALL MEMORIAL STADIUM/FAUROT FIELD TIMELINE

- Summer, 1965 – Final expansion of original horseshoe completed on southeast corner that added 3,595 seats bringing capacity at the time to 44,344 permanent seats.
- 1968 – New press box and VIP lounge constructed by private subscription.
- Nov. 21, 1970 – Dan Devine coaches his last game at Mizzou, and fittingly, goes out a winner against Kansas, 28-17.
- 1972 – Playing surface named Faurot Field in honor of legendary coach and athletic director Don Faurot.
- Oct. 28, 1972 – Coach Al Onofrio’s unranked Tigers upset No. 7 Colorado, 20-17. Five more times over the next four years, Onofrio’s squads would upset ranked teams on the newly christened Faurot Field.
- Oct. 13, 1973 – Mizzou got one of its biggest wins ever at Memorial Stadium/Faurot Field when the 12<sup>th</sup>-ranked Tigers defeated No. 2 Nebraska, 13-12, when a last-minute Husker two-point conversion pass was intercepted by MU’s Tony Gillick. Nebraska had beaten Mizzou by a combined score of 98-0 the two previous years. It remains as the highest-ranked foe any Tiger team has ever beaten.
- Summer, 1978 – South endzone was enclosed with 10,800 permanent seats.
- Oct. 4, 1980 – Largest crowd to ever see a game at Faurot Field witnesses a 29-21 upset win by 19<sup>th</sup>-ranked Penn State over 7<sup>th</sup>-ranked Mizzou. A record crowd of 75,298 saw the game.
- Oct. 15, 1983 – Musco Mobile Lighting brings in portable lights to illuminate a mid-afternoon game vs. Nebraska. Mizzou’s defense holds Nebraska’s “Scoring Explosion” offense somewhat in check, but still falls to the top-ranked Huskers, 34-13.
- Summer, 1984 – Glass-enclosed Tiger Lounge constructed in lower level of press box facility.
- May 18, 1985 – Project began to convert Faurot Field natural grass surface to new artificial surface called Omniturf. Project was completed on Aug. 30<sup>th</sup>.
- Sept. 14, 1985 – First game on Omniturf is an ominous 27-23 loss to Northwestern. Mizzou would finish the year 0-7 at home this season, with five of the games decided by a touchdown or less.
- Oct. 11, 1986 – Kicker Tom Whelihan kicks school-record 62-yard field goal in a 17-12 loss to Colorado.
- Oct. 6, 1990 – 12<sup>th</sup>-ranked Colorado escapes Faurot Field with a 33-31 win over Mizzou after benefiting from an officiating oversight that gave the Buffaloes five downs to score the winning TD on 5<sup>th</sup>-and-goal in the closing seconds. The “Fifth Down Game” helped propel the Buffaloes to a share of the national title that year.
- Summer, 1991 – All of the stadium’s old cypress bleachers were replaced with aluminum.
- June 1, 1992 – Big Eight Conference coaches approve a statement that read, in part: “Big Eight Conference football coaches wanted to report that the football field at the University of Missouri is a detriment to the home and visiting teams and takes away from the integrity of the game played on such a field.”
- Summer, 1992 – Facilities completed underneath south stands that give the Tigers a spacious game-day locker room, improved medical facilities including X-ray equipment, and a large interview room with enables 65 reporters to comfortably execute post-game duties.
- Oct. 8, 1992 – Musco brings in portable lights to illuminate the first-ever night game at Memorial Stadium/Faurot Field vs. Colorado. In brutally cold and wet weather, the 9<sup>th</sup>-ranked Buffaloes escape with a 6-0 win.

# MEMORIAL STADIUM/FAUROT FIELD TIMELINE 2017 MIZZOU FOOTBALL

- Nov. 11, 1992 – Coach Bob Stull’s Tigers close the 1992 season out with a 22-17 upset win over 22<sup>nd</sup>-ranked Kansas. Kicker Jeff Jacke set an MU single-game record by making five field goals in the game.
- Sept. 18, 1994 – Rock and Roll legends The Rolling Stones, perform an open-air concert at Memorial Stadium before 45,000 fans. The concert helped provide nearly \$100,000 toward the eventual project that converted the Omniturf surface to natural grass the next year.
- Nov. 19, 1994 – Mizzou loses its home finale to Kansas, 31-14. The game would mark the last played on the now infamous Omniturf surface. In its 10 seasons on the surface, Mizzou’s record was just 20-38-3.
- June, 1995 – Project begins to convert Faurot Field from Omniturf back to natural grass. The grass, a blend of five Kentucky bluegrass varieties, was donated for the project by Gene Sandner and Darrell Seltsam of S&S Seed Farms/Evergreen Sod in Rocheport, Mo. Legendary Coach Don Faurot, who helped lay sod for the original field in 1926 at Memorial Stadium, put down the last piece of sod to finalize the newest version as a symbolic gesture. Faurot later died in October of that year, during Homecoming Week.
- June, 1995 – Grass-covered terraces were extended upward from field level to the grandstands, where they met a new brick wall, to give the stadium a traditional collegiate ambiance. The red brick eventually became a central unifying theme throughout the Sports Park at MU the evolved in the years to follow.
- Sept. 2, 1995 – Mizzou defeats North Texas, 28-7, on first game back on natural grass at Memorial Stadium.
- Summer, 1996 – Four light towers were permanently installed, giving Missouri the opportunity to play night games on a regular basis.
- Sept. 14, 1996 – First-ever night game at Faurot Field with permanent light system goes awry, as Memphis leaves with a 19-16 upset win over the Tigers.
- Oct. 26, 1996 – The first overtime game in Mizzou history results in a 35-28 Tiger Homecoming win over Oklahoma State.
- Summer, 1997 – \$12 million renovation of Faurot Field was completed that replaced restrooms, concession stands and concourse surfaces beneath the grandstands. The effort also included new ticket booths, a reconfigured north entrance, more brickwork to accent what was installed at field level in 1995, and parking lot improvements. Diamond Vision video replay scoreboard is installed as part of this project above the rock ‘M’, with a screen measuring 21-feet tall by 27-feet wide.
- Nov. 8, 1997 – Top-ranked Nebraska escaped Faurot Field with a 45-38 overtime win after a miracle TD on a 4<sup>th</sup> down in the closing seconds of regulation forced the extra period. The win helped propel Nebraska to a share of the national championship that year. The Huskers’ miracle TD took place in the same North end zone where Colorado scored to win seven years earlier in the “5<sup>th</sup>-Down Game,” prompting MU fans to believe there is a curse of sorts in the North end zone.
- Sept. 12, 1998 – Senior tailback Devin West rushes for a school-record 319 yards on 33 carries in leading the 25<sup>th</sup>-ranked Tigers to a 41-23 win over rival Kansas.
- April, 2003 – Faurot Field sod torn up to make way for switch to artificial surface and salvageable amounts given free to Tiger fans.
- June 25, 2003 – FieldTurf installation project is completed.
- Sept. 13, 2003 – The first game ever on FieldTurf is a success, as Mizzou crushes Eastern Illinois, 37-0, giving the Tigers their first shutout win since 1998.



# 2017 MIZZOU FOOTBALL MEMORIAL STADIUM/FAUROT FIELD TIMELINE

- Oct. 11, 2003 – Mizzou, stinging from its previous game, an unexpected 35-14 loss at Kansas, rebounds to earn one of the biggest wins in recent memory, as the Tigers upset 10<sup>th</sup>-ranked Nebraska, 41-24 on a wet night that was televised nationally by TBS. The win, which came before a sellout crowd of 68,349, broke a 25-game Husker winning streak over MU, and it marked Mizzou’s first win in Columbia over Nebraska since 1973.
- Oct. 25, 2003 – Mizzou becomes bowl eligible by getting its sixth win of the season in fine fashion, as it outdistanced Texas Tech and its Heisman Trophy candidate quarterback B.J. Symons, 62-31. Mizzou’s QB extraordinaire Brad Smith broke a school record by scoring five touchdowns, as he rushed for 291 yards.
- Nov. 29, 2003 – On the Saturday of Thanksgiving week, Mizzou closed out a perfect 6-0 home record with a 45-7 win over Iowa State to earn its eighth win of the year. Senior tailback Zack Abron became MU’s all-time rushing leader on a first quarter run.
- Sept. 10, 2005 – In a 45-35 loss to New Mexico, senior quarterback Brad Smith became Mizzou’s career rushing AND passing leader on consecutive drives in the 3rd quarter of the game.
- Nov. 12, 2005 – Record-setting quarterback Brad Smith closed out his Faurot Field career by leading Mizzou to a hardfought 31-16 win over Baylor. Smith, who would end his career holding as many as 69 different MU, Big 12 and NCAA game, season and career records, closed his brilliant home career by rushing for 161 yards and 3 TDs.
- Sept. 2, 2006 – Sophomore QB Chase Daniel makes his first career start, and promptly breaks the MU single-game passing touchdown record by throwing five scoring strikes in the 2006 season opener against Murray State.
- Oct. 6, 2007 – The 17th-ranked Tigers blitzed 25th-ranked Nebraska, 41-6, before a modern-day record crowd of 70,049. The win was MU’s most lopsided over Nebraska since

1947, and Chase Daniel’s 473 all-purpose yards was only 7 shy of the MU record of 480 set by Brad Smith in 2005, also against Nebraska.

- Spring, 2009 – Work began on a new video board display to replace the aging board located on the top of the grass hill beyond the north endzone. The project was completed prior to MU’s 2009 home opener on Sept. 12 against Bowling Green.
- Oct. 23, 2010 – Mizzou earned its first-ever win over a #1-ranked opponent as the Tigers posted a scintillating 36-27 comeback win over Oklahoma on Homecoming. The win was seen nationally on ABC and was also supplemented by the first-ever Columbia appearance by the ESPN College GameDay set.
- Sept. 8, 2012 – Mizzou played its first-ever Southeastern Conference game at Faurot Field, with SEC Commissioner Mike Slive on hand for the ceremonial coin toss to open the historic night. Mizzou played toe-to-toe with the 7th-ranked Georgia Bulldogs, and held a 20-17 lead late in the third quarter before the Bulldogs scored 24 unanswered points the rest of the way to pull away for a 41-24 win.

## SEATING EXPANSION TIMELINE

Year	Seats Added	Area	Total Seats
1926	21,716	Stadium	25,000
1949	5,000	West Stands	30,000
1950	5,000	East Stands	35,000
1961	9,033	East & West	44,033
1963	3,595	West	47,628
1965	3,595	East	51,223
1978	10,800	South Stands	62,023
2014	5,400	East Deck/Club	67,423

*NOTE – Capacity is listed above the permanent seating due to seats available on north bowl and temporary bleacher seating, as well as seating in the West Side Tower suites and lounge. Capacity for the 2017 season is 71,168.*



# MEMORIAL STADIUM YEAR-BY-YEAR RESULTS 2017 MIZZOU FOOTBALL

Year	W	L	T
1926	2	0	2
1927	4	0	
1928	3	1	
1929	2	1	1
1930	2	2	
1931	1	2	
1932	0	3	1
1933	1	4	
1934	0	4	
1935	3	2	1
1936	4	0	
1937	1	3	
1938	3	1	
1939	4	0	
1940	3	0	
1941	4	0	
1942	5	0	
1943	2	1	
1944	1	1	1
1945	3	0	
1946	2	2	
1947	3	1	
1948	4	0	
1949	3	1	
1950	2	2	1
1951	3	2	
1952	3	2	
1953	3	2	
1954	3	1	1
1955	0	5	
1956	3	2	1
1957	2	3	1
1958	3	2	1
1959	3	2	
1960	5	0	
1961	3	1	1
1962	4	0	1
1963	2	3	
1964	4	1	
1965	2	2	1
1966	3	1	1
1967	4	1	
1968	4	1	
1969	5	0	
1970	3	2	
1971	1	5	
1972	4	2	
1973	5	1	
1974	5	0	
1975	3	2	
1976	2	3	
1977	2	4	
1978	4	2	
1979	1	5	
1980	5	1	
1981	5	2	
1982	5	0	1
1983	5	2	
1984	2	3	1
1985	0	7	
1986	2	4	

Year	W	L	T
1987	4	3	
1988	1	4	1
1989	1	5	
1990	3	3	
1991	3	2	1
1992	3	3	
1993	3	1	1
1994	0	6	
1995	3	3	
1996	3	3	
1997	4	2	
1998	5	1	
1999	3	3	
2000	2	4	
2001	2	4	
2002	3	3	
2003	6	0	
2004	3	3	
2005	4	2	
2006	6	1	
2007	6	0	
2008	5	1	
2009	3	3	
2010	6	0	
2011	5	1	
2012	3	4	
2013	6	1	
2014	5	2	
2015	3	3	
2016	4	3	
TOTALS	283	181	20 (.605)

## Longest Home Winning Streaks at Memorial Stadium

No.	Began With	Ended With
20	W, 6-0 vs. Michigan State (11-5-38)	L, 20-13 vs. Oklahoma (11-13-43)
10	W, 42-17 vs. Kansas (11-25-06)	L, 28-23 vs. Oklahoma State (10-11-09)
10	W, 34-24 vs. Iowa State (11-21-09)	L, 45-24 vs. Oklahoma State (10-22-11)
9	W, 37-0 vs. Eastern Illinois (9-13-03)	L, 20-17 vs. Oklahoma State (10-23-04)
9	W, 9-0 vs. Nebraska (10-24-59)	T, 14-14 vs. California (10-7-61)
8	W, 45-6 vs. Washington (Mo.) (11-13-26)	L, 6-0 vs. Drake (11-3-28)
8	W, 27-24 (OT) vs. Iowa St. (10-15-05)	L, 26-10 vs. Oklahoma (10-28-06)
7	W, 45-7 vs. Colorado (10-18-80)	L, 6-0 vs. #15 Nebraska (10-24-81)

Record:

283-181-20 (91 seasons)

Most Consecutive Winning Seasons:

6, 1938-43

Most Games, Season:

7, 1956 (3-3-1), 1981 (5-2), 1983 (5-2), 1985 (0-7), 1987 (4-3), 2006 (6-1), 2012 (3-4), 2013 (6-1), 2014 (5-2), 2016 (4-3)

Most Wins, Season:

6, 2003 (6-0), 2006 (6-1), 2007 (6-0), 2010 (6-0), 2013 (6-1)

Most Losses, Season:

7, 1985 (0-7)

Most Consecutive Wins:

20, 1938-43

Longest Unbeaten Streak:

20, 1938-43

Most Consecutive Losses:

8, 1984-85

Undefeated Seasons:

17, 1926 (3-0-2), 1927 (3-0), 1936 (4-0), 1939 (4-0), 1940 (4-0), 1941 (4-0), 1942 (4-0), 1945 (3-0), 1948 (4-0), 1960 (5-0), 1962 (4-0-1), 1969 (5-0), 1974 (5-0), 1982 (5-0-1), 2003 (6-0), 2007 (6-0), 2010 (6-0)

Winless Seasons:

5, 1932 (0-3-1), 1934 (0-4), 1955 (0-5), 1985 (0-7), 1994 (0-6)

Record on Natural Grass (1926-84, 95-2002):

198-119-17 (.618)

Record on Omniturf (1985-94):

20-38-3 (.353)

Record on FieldTurf (2003-Present):

65-24 (.730)

**MEMORIAL STADIUM ATTENDANCE RECORDS**

CROWD	OPPONENT	DATE
1. 75,298	Penn State	Oct. 4, 1980
2. 75,136	Texas	Sept. 29, 1979
3. 74,575	Nebraska	Nov. 3, 1979
4. 73,655	Alabama	Sept. 16, 1978
5. 72,348	Nebraska	Oct. 15, 1983
6. 72,333	Colorado	Oct. 18, 1980
7. 72,001	Nebraska	Oct. 24, 1981
8. 71,291	Oklahoma	Nov. 17, 1979
9. 71,168	Georgia	Oct. 11, 2014
71,168	Arkansas	Nov. 28, 2014

**MEMORIAL STADIUM ATTENDANCE RECORDS**

SINCE 1995 (When capacity dropped to current level)

CROWD	OPPONENT	DATE
1. 71,168	Georgia	Oct. 11, 2014
71,168	Arkansas	Nov. 28, 2014
3. 71,004	Texas	Oct. 24, 2009
71,004	Oklahoma	Oct. 23, 2010
71,004	Iowa State	Oct. 15, 2011
71,004	Georgia	Sept. 8, 2012
71,004	Arizona State	Sept. 15, 2012
71,004	Alabama	Oct. 13, 2012
9. 70,767	Florida	Oct. 10, 2015
10. 70,079	UConn	Sept. 19, 2015
11. 70,049	Nebraska	Oct. 6, 2007
12. 68,349	Nebraska	Oct. 11, 2003
68,349	Oklahoma State	Oct. 11, 2008
68,349	Colorado	Oct. 25, 2008
68,349	Kansas State	Nov. 8, 2008

**ATTENDANCE RECORDS FOR ALL MIZZOU GAMES**

CROWD	OPPONENT	DATE
1. 104,756	at Texas A&M	Nov. 15, 2014
2. 104,578	at Michigan	Oct. 4, 1975
3. 102,071	at LSU	Oct. 1, 2016
4. 101,012	at Tennessee	Nov. 19, 2016
5. 98,383	at Texas	Oct. 18, 2008
6. 95,821	at Tennessee	Nov. 22, 2014
7. 93,269	at Ohio State	Sept. 19, 1998
8. 92,746	at Georgia	Oct. 17, 2015
9. 90,496	at Florida	Nov. 3, 2012
10. 89,272	at Tennessee	Nov. 10, 2012

# MEMORIAL STADIUM ATTENDANCE FACTS

2017 MIZZOU FOOTBALL

YEAR	GAMES	ATTEN.	AVERAGE	YEAR	GAMES	ATTEN.	AVERAGE
1926	4	Data not available		1976	5	318,042	63,608
1927	4	Data not available		1977	6	372,455	62,076
1928	4	45,000	11,250	1978	6	394,469	65,745
1929	4	44,000	11,000	1979	6	419,202	69,867
1930	4	43,000	10,750	1980	6	405,611	67,602
1931	3	19,500	6,500	1981	7	432,511	61,787
1932	4	34,000	8,500	1982	6	312,582	52,097
1933	5	32,000	6,400	1983	7	364,203	52,029
1934	4	33,500	8,375	1984	6	286,737	47,790
1935	6	41,222	6,870	1985	7	329,897	47,129
1936	4	43,500	10,875	1986	6	234,584	39,097
1937	4	48,500	12,125	1987	7	276,670	39,524
1938	4	43,000	10,750	1988	6	233,143	38,903
1939	4	62,500	15,625	1989	6	251,344	41,891
1940	4	58,000	14,500	1990	6	239,034	39,839
1941	4	63,000	15,750	1991	6	237,955	39,660
1942	4	25,885	6,471	1992	6	233,833	38,973
1943	3	17,000	5,667	1993	5	186,819	37,364
1944	3	12,900	4,300	1994	6	255,961	42,661
1945	3	42,500	14,167	1995	6	225,098	37,516
1946	4	70,000	17,500	1996	6	235,022	39,171
1947	4	85,500	21,375	1997	6	314,904	52,484
1948	4	107,392	26,848	1998	6	344,010	57,335
1949	4	114,652	28,663	1999	6	350,232	58,372
1950	5	142,000	28,400	2000	6	321,600	53,600
1951	5	103,071	20,614	2001	6	315,337	52,556
1952	5	111,096	22,219	2002	6	316,339	52,723
1953	5	119,474	23,895	2003	6	334,996	55,833
1954	5	125,530	25,106	2004	6	357,424	59,571
1955	5	122,170	24,434	2005	6	320,181	53,364
1956	6	139,674	23,279	2006	7	391,424	55,918
1957	5	138,762	27,752	2007	6	361,393	60,232
1958	6	162,054	27,009	2008	6	387,120	64,520
1959	5	138,000	27,600	2009	6	384,719	64,120
1960	5	165,500	33,100	2010	6	369,240	61,540
1961	5	201,800	40,360	2011	6	372,571	62,095
1962	5	208,200	41,640	2012	7	472,333	67,476
1963	5	226,297	45,259	2013	7	444,532	63,505
1964	5	227,140	45,428	2014	7	456,996	65,285
1965	5	246,843	49,297	2015	6	390,720	65,120
1966	5	259,200	51,840	2016	7	365,651	52,236
1967	5	258,436	51,687				
1968	5	275,481	55,096				
1969	5	287,500	57,500				
1970	5	292,960	58,592				
1971	6	317,876	52,979				
1972	6	275,236	45,873				
1973	6	340,293	56,716				
1974	5	269,380	53,876				
1975	5	322,977	64,595				

## #23 JOHNNY ROLAND

Johnny Roland undoubtedly was the biggest recruiting catch by Dan Devine during his 13 years as football coach at the University of Missouri.

Roland, of Corpus Christi, Texas, was Ol' Mizzou's leading rusher and scorer as a sophomore in 1962 with 830 yards and 78 points, respectively. However, he specialized primarily as a defensive back in his junior and senior seasons.

Capping MU's 1965 Sugar Bowl season, Roland was a consensus first-team All-American on defense. Yet, Devine utilized the 6-2, 207-pound athlete's talents to the fullest — often inserting Roland as a ball-carrier and a blocking back whenever the Tigers penetrated their opponent's 20-yard line. He also returned punts.

Roland shared the captaincy of the '65 team and became Mizzou's first back to win All-America laurels in 23 years. He went on to win NFL Rookie-of-the-Year with the St. Louis Cardinals, and went on to a long career as a backfield coach in the NFL. He was inducted into the National Football Foundation College Football Hall of Fame in 1998.

## #23 ROGER WEHRLI

When it came to game-winning plays, MU's Roger Wehrli had few peers. Although stationed in the defensive backfield, the Tigers' highly-regarded Wehrli played major offensive roles in many MU victories during his career.

Iowa State could testify to that. In 1966, Wehrli started the Tigers' 23-7 victory by returning the game-opening kickoff 96 yards for a TD. In the Tigers' 42-7 Homecoming win over ISU in '68, Wehrli put on a magnificent show by returning six punts for 149 yards — one a 54-yarder. The King City native set up four of the Tigers' six TDs. A week before, the 6-0, 184-pounder set a MU record by intercepting three Oklahoma State passes.

A consensus All-American in 1968, and the nation's leading punt returner, Wehrli broke school and Big Eight punt return records during his career. He went on to a standout career with the St. Louis Cardinals and was a perennial All-Pro selection. Wehrli was enshrined into the National Football Foundation College Football Hall of Fame in 2004, and later was also enshrined in the Pro Football Hall of Fame in 2006.

## #27 BROCK OLIVO

Brock Olivo came to Mizzou with modest fanfare, but thanks to his legendary work ethic, he became one of the great inspirational players in school history.

A native of Washington, Mo., Olivo helped restore pride to his home state program that had fallen on hard times when he led the Tigers to the 1997 Holiday Bowl — MU's first bowl appearance since 1983.

Olivo made his mark at tailback and on special teams during a career that spanned from 1994-97. He left as the school's all-time leading career rusher, with 3,026 yards, and his 188 points ranked him fourth on the career scoring list. Olivo became the first Tiger to rush for 200 yards in a game twice, doing so during his sophomore season with a 222-yard outing against Northeast Louisiana and following with a 201-yard day against Iowa State later in the year.

The Big Eight Conference Offensive Freshman of the Year in 1994, Olivo went on to ensure his spot in Tiger Football history when he won the Mosi Tatupu National Special Teams Player of the Year Award in 1997 — making him the first Tiger to ever win a national individual award.

### **#37 BOB STEUBER**

More than 50 years after hanging up his competitive cleats at Missouri, Bob Steuber still ranks as the Tigers' 14th-best ground-gainer of all time.

Steuber was the big, fast back — a 210-pounder who could turn the 100 in 10-flat — who made Don Faurot's new-fangled Split-T formation such a rousing success in 1941 and '42. Switched from end to halfback as a junior and finished as the nation's number-three rusher in 1941, and the rushing runner-up in 1942. His career total was 2,030 yards, which stood as the Mizzou record for 28 years, until surpassed by Joe Moore in 1970.

He still holds Missouri records for highest average per carry in a game (15.8) and highest average per carry in a season (7.6). His record of most career points (222) stood until 1992.

All-America in 1942, Steuber was drafted by the Chicago Bears, but entered the service, and later played professionally with the Cleveland Browns, L.A. Dons and Buffalo Bills.

### **#42 DAROLD JENKINS**

A center-linebacker for Don Faurot's 1940 and '41 Tiger teams, Darold Jenkins was inducted into the National Football Foundation Hall of Fame in 1976. He captained the '41 Tiger club that was considered to be the best of Faurot's 19 Missouri teams, and went to the Sugar Bowl.

A native of Higginsville, Mo., Jenkins was named to 17 All-America teams in 1941. He later was a bomber pilot in World War II, and on his 27th mission was shot down. He spent 17 months in a German POW camp.

After discharge from the service, he served as trial counsel for the State Highway Commission. He died in 1986.

### **#44 PAUL CHRISTMAN**

"Pitchin" Paul Christman set virtually all of the passing records at Mizzou, most of which stood intact for nearly 40 years.

Christman won All-America honors in 1939 and '40 and was MU's first player to be inducted into the National Football Foundation Hall of Fame. He is the only Mizzou player (until 2007) to finish among the top-five in Heisman Trophy voting, as he finished third in 1939 and fifth in 1940.

Following his career, during which he led the Tigers to their first conference championship and bowl appearance under Don Faurot, Christman served in the U.S. Navy from 1941-45.

He played four years of pro football with the Chicago Cardinals ('46-49) and finished with the Green Bay Packers in 1950. He was an accomplished network television analyst and commentator, teaming with Curt Gowdy on early AFL telecasts. A native of St. Louis, he died suddenly at the age of 51, in 1970.

### **#83 KELLEN WINSLOW**

An All-American on and off the field, Kellen Winslow may be the greatest tight end ever to play the game. At MU, he was a two-time all-league choice and a consensus All-American as a senior. But the 28 passes he caught for 479 yards and six TDs in 1978 were just the tip of the iceberg.

During a nine-year career with San Diego, Winslow starred with Dan Fouts and Charlie Joiner in the most prolific passing attack ever unleashed on NFL gridirons. He caught 541 passes for 6,741 yards and scored 45 TDs.

He's best remembered for a '81 playoff game against the Miami Dolphins, when he caught 13 passes and blocked a FG with :04 remaining to send the game into OT. San Diego went on to win, 41-38.

Winslow was inducted into the Pro Football Hall of Fame in Canton, Ohio, in 1995, and was a 2003 inductee into the National Football Foundation College Football Hall of Fame, and was honored in 2004 as an NCAA Silver Anniversary Award Winner. An attorney, Winslow previously worked as part of the Mizzou Radio team, and later served as the athletic director at Lakeland College in Sheboygan, Wis., and then at Florida A&M.

*Missouri has had 36 first-team All-Americans, 13 of whom have been consensus choices— center Darold Jenkins ('41), end Danny LaRose ('60), defensive back Johnny Roland ('65), defensive back Roger Wehrli ('68), tight end Kellen Winslow ('78), offensive tackle John Clay ('86), center Rob Riti ('99), tight end Martin Rucker (2007), all-purpose man Jeremy Maclin (2007 and 2008), tight end Chase Coffman (2008), tight end Michael Egnew (2010), defensive end Michael Sam (2013) and defensive end Shane Ray (2014).*

### 1925 Ed Lindenmeyer, T

Mizzou's very first All-American, as he won the designation for the 1925 season. A native of Lake Forest, Ill., Lindenmeyer came to Mizzou and starred at both tackle and end, lettering in 1924-25-26. He earned All-Missouri Valley Conference honors in 1925, and blocked a punt for a safety in a 9-6 upset win over Nebraska that season. Lindenmeyer lettered on Gwinn Henry's teams that had a stellar three-year record of 18-4-3. He later went on to coach at Lake Forest (Ill.) College.

### 1939 Paul Christman, QB

The legendary "Pitchin Paul" Christman came to Mizzou from Maplewood, Mo., and lettered in football in 1938-39-40, and in baseball in 1938-39-41. He was a three-time All-Big Six Conference quarterback, and twice won All-America honors. Christman finished third in the Heisman Trophy voting in 1939, and fifth in 1940. He went on to play in the National Football League with the Chicago Cardinals (1945-49) and Green Bay Packers (1950), and led the Cardinals to division titles in 1947-48 and the league championship in 1947. In 1940, he led the nation with 1,131 yards passing and 13 TD passes. During his career, MU had a 20-8 record, with a Big Six title in '39, and its first bonafide bowl game – the 1940 Orange Bowl. The first Tiger player to be inducted into the National Football Foundation Hall of Fame (in 1956), his jersey (44) number is retired.

### 1941 Darold Jenkins, C

A faultless ball-handler, Missouri's Darold Jenkins was a mid-line magician during the early 1940s. He played the unheralded role of center, making coach Don Faurot's split-T formation click through a 22-7 record. On defense he played middle linebacker. In 1941, Jenkins captained the Tigers and led them to one of their most exciting seasons. They lost to Ohio State, 12-7, in the season opener, then ran off eight victories before bowing to Fordham, 2-0, in the Sugar Bowl. Missouri won the Big Six championship that year and Jenkins was named All-Conference and All-America. Jenkins was the leading center of his day and Faurot considered him a "play-maker" because of his ability to get the offense moving. After college, Jenkins served six years in the U.S. Army Air Corps logging 27 combat missions over Germany. He spent 16 months as a prisoner of war. When he retired from the military, Jenkins held the rank of lieutenant colonel. He returned to study law and, in 1952, became a practicing attorney, eventually joining the Missouri

State Highway Commission. He died September 16, 1986.

### 1942 Bob Steuber, HB

A star halfback out of CBC High School in St. Louis, Mo., Steuber lettered at MU in 1940-41-42. He was a two-time All-Big Six selection, who won All-America honors in 1942, and is one of seven Tigers to have his jersey (37) retired. He still holds the MU single-season scoring record for a non-kicker (121 points in 1942) and ranks fourth in career scoring and 15<sup>th</sup> in rushing yards in school history. His 2,030 rushing yards stood as the MU record for 28 years. He posted MU's first 1,000-yard rushing campaign in 1942, ranking second in the nation with 1,098 yards. When MU led the nation in rushing in 1941, he was third in the nation with 855 yards. Steuber played in the East-West Shrine and College All-Star Games following graduation, then played professionally with the Chicago Bears, Cleveland Browns, Los Angeles Dons and Buffalo Bills. He was inducted into the National Football Foundation Hall of Fame in 1971.

### 1955 Harold Burnine, E

An All-America receiver for Coach Don Faurot in 1955, when he led the nation in receiving with 44 receptions for 594 yards. He led the conference in receiving in 1954, as well. The native of Richmond, Mo., was also All-Big Seven that year, and played in four all-star games – the Blue-Gray, North-South, Senior Bowl and College All-Star game. For his three-year MU career, Burnine caught 75 passes for 1,145 yards, figures that kept him in the Tiger top-10 until the 1990s. He played professionally with the New York Giants and Philadelphia Eagles. Burnine was inducted into the MU Intercollegiate Athletics Hall of Fame in 1993.

### 1960 Danny LaRose, E

One of the greatest two-way talents in Missouri history, LaRose starred from 1958-60, as an end who could dominate the line of scrimmage, and was also MU's leading receiver as a sophomore and senior. He also punted for MU in 1960. A native of Crystal City, Mo., LaRose won all-conference honors in 1958 and '60, and was a consensus All-America selection in 1960 (making 13 teams), when Missouri beat Navy and Heisman winner Joe Bellino in the Orange Bowl. LaRose played in the College All-Star Game and Hula Bowl in 1961, then went on to a pro career with the Detroit Lions, Pittsburgh Steelers and Miami Dolphins. He was also an accomplished thrower in track, who held Missouri's indoor shot put record for many years.

### 1961 Ed Blaine, T

One of the greatest offensive linemen in Missouri history, Blaine lettered as a Tiger in 1959-60-61. He received All-Big Eight and All-America honors in 1961, and was an honorable mention selection on the Missouri All-Century Team. A native of Farmington, Mo., Blaine played in the East-West Shrine Game, the Senior Bowl and the College All-Star Game, after his senior season, on the way to a career in the NFL with the Green Bay Packers (1962-63) and Philadelphia Eagles (1963-66). In his

post-playing days, Blaine established himself as one of the nation's foremost pharmaceutical researchers, and has spoken at Mizzou's commencement exercises.

## 1962 Conrad Hitchler, E

A standout two-way end for Coach Dan Devine, who lettered at Mizzou from 1960-62. Hitchler led Mizzou in receiving in 1961, and was an All-Big Eight selection in both 1961 and '62. He earned All-America status as a senior, then went on to play in the East-West Shrine Game, the Hula Bowl and the Coaches All-America Game. He played three years in the Canadian Football League as a member of the Calgary Stampeders. His son, Conrad Goode, was also an All-American offensive tackle for the Tigers in 1983.

## 1965 Johnny Roland, DB

Johnny Roland's career at Missouri had two dimensions. As a sophomore in 1962 he was a running back. He rushed for 830 yards, seventh best total in the nation, and scored 78 points, ninth in the nation. He rushed for 155 yards against Oklahoma State, 104 against Iowa State. When he returned for his junior year in 1964, Coach Dan Devine moved him to defensive back. He made All-America at this position in 1965. Roland stood 6-2, weighed 198, and was a power runner. Even in the years he was a defensive back, Devine occasionally moved him into the game on offense. He always picked times when Missouri had the ball inside the opponent's 20-yard line. In 1965 Roland also returned 42 punts and kickoffs for 690 yards, averaging 16.4 yards on each. He was Missouri's co-captain in 1965, and helped the team to an 8-2-1 record, including a 20-18 victory over Florida in the 1966 Sugar Bowl. Missouri retired his jersey, No. 23, and he was inducted into the National Football Foundation Hall of Fame in 1998. He made All-Big Eight as a runner in 1962 and as a defensive back in 1964 and 1965. In 1965 he had six pass interceptions. He had an eight-year pro playing career with St. Louis and the New York Giants, winning NFL Rookie-of-the-Year honors with the Cardinals. He has gone on to a nearly 30-year career as a coach in the NFL.

## 1965 Francis Peay, OT

A Pittsburgh, Pa., native, Peay was a standout tackle at Mizzou in 1964-65, and won All-Big Eight and All-America honors as a senior when Missouri ranked third in the nation in rushing offense and won the Sugar Bowl over Florida and Heisman Trophy winner Steve Spurrier. He was the Big Eight's lineman of the week following MU's 17-6 win over Minnesota that season, and later played in the Senior Bowl, Coaches All-American Game and College All-Star Game. He was a first-round choice of the New York Giants in the 1966 NFL Draft, and later played with the Green Bay Packers (1968-72) and Kansas City Chiefs (1973-75). Named to the Missouri All-Century Team, he was inducted into the MU Intercollegiate Athletics Hall of Fame in 1991.

## 1967 Russ Washington, OT

One of the most dominant linemen in MU history, Russ Washington was the Big Eight Conference Defensive Player of the Year and a

first-team All-American in 1967. He was twice named All-Big Eight and played in four all-star games following his senior season. Washington starred in the NFL for the San Diego Chargers from 1968-83, and had two brothers, Wayne and David, who later played on the offensive line for Mizzou.

## 1968 Roger Wehrli, DB

When it came to game-winning plays, MU's Roger Wehrli had few peers. Although stationed in the defensive backfield, the Tigers' highly-regarded Wehrli played major offensive roles in many MU victories during his career. Iowa State could testify to that. In 1966, Wehrli started the Tigers' 23-7 victory by returning the game-opening kickoff 96 yards for a TD. In the Tigers' 42-7 Homecoming win over ISU in '68, Wehrli put on a magnificent show by returning six punts for 149 yards — one a 54-yarder. The King City native set up four of the Tigers' six TDs. A week before, the 6-0, 184-pounder set a MU record by intercepting three Oklahoma State passes. A consensus All-American in 1968, and the nation's leading punt returner, Wehrli broke school and Big Eight punt return records during his career. He went on to a standout career with the St. Louis Cardinals and was a perennial All-Pro selection. Wehrli will be enshrined into the National Football Foundation College Football Hall of Fame in 2004.

## 1969 Mike Carroll, OG

A powerful blocker who was selected a first-team All-American offensive lineman as a senior after helping lead Missouri to the 1970 Orange Bowl. That Tiger squad featured one of the nation's most high-powered offensive attacks, and the team finished the 1969 season as the Big Eight Conference Co-Champions with a 9-2 record and No. 6 national ranking. The 1969 team set school records at the time for points per game (36.2), total yards (4,507), passing yards (2,048) and touchdown passes (20). Carroll helped pave the way for running back Joe Moore to gain 1,312 yards rushing (3<sup>rd</sup> in the nation) and for quarterback Terry McMillan to rank 12<sup>th</sup> nationally in 1969 with 2,157 total yards. The Ste. Genevieve, Mo., native, played in the prestigious Senior Bowl following his senior season.

## 1973 Scott Anderson, C

A standout center on Missouri teams that played in the 1972 Fiesta and 1973 Sun Bowls, Anderson lettered for Coach Al Onofrio from 1971-73. An All-Big Eight and All-America selection as a senior in 1973, Anderson played in the Hula Bowl and Coaches All-American all-star games in 1974. He recovered a fumble that set up a touchdown that led to MU's 13-12 victory over Nebraska in Columbia in 1973. He went on to play in the National Football League with the Minnesota Vikings from 1974-77.

## 1973 John Moseley, DB

One of the most exciting players ever to play at MU, Moseley holds the distinction of being the only MU football player ever to go from walk-on to All-American. A defensive back from 1971-73,



Moseley was a daring kick return man. He ranked sixth nationally in punt returns in 1973, with an average of 16.5 yards per return. For his career, he averaged 13.3 yards, which stood as the school record until recently. The Columbia, Mo., native was named All-American as a senior in 1973.

### 1975 Henry Marshall, WR

One of Mizzou's greatest receivers, Henry Marshall was an All-Big Eight and All-America choice in 1975, when he caught 44 passes for 945 yards and nine touchdowns. A native of Salina, Kan., he was a tight end when he lettered as a freshman in 1972, but moved to wideout while lettering in 1974 and '75. He played in the Blue-Gray Game, Hula Bowl and Coaches All-American Game following his senior year, then was drafted by the Kansas City Chiefs, for whom he played from 1976-87, and in the process, unseated Otis Taylor as Kansas City's all-time leading receiver. He held the MU records for receiving yards in a game (207) and season (945) for 15 years, before both were eventually broken. A first-team choice on the Missouri All-Century Team, Marshall was inducted into the MU Intercollegiate Athletics Hall of Fame in 1991.

### 1976 Morris Towns, OT

Earned first-team All-American honors as a senior tackle in 1976, a year that saw Mizzou pull huge upset wins on the road against four top-15 teams: No. 2 Ohio State, No. 3 Nebraska, No. 8 USC and No. 14 Colorado. Was known as being equally adept at providing crushing run blocks as he was providing excellent pass protection. A St. Louis, Mo., native who was a three-year starter for the Tigers. He won first-team All-Big Eight honors as a senior, and went on to play in prestigious college all-star games such as the Blue-Gray Game, the Hula Bowl and the Japan Bowl. He went on to become the 11<sup>th</sup> overall pick of the 1977 NFL Draft, to the Houston Oilers, and enjoyed a fine nine-year professional career, playing with the Oilers for six years, and the Washington Redskins for three more.

### 1978 Kellen Winslow, TE

A native of East St. Louis, Ill., Kellen Winslow redefined the tight end position at the collegiate and professional levels during his playing career. Before Winslow, most tight ends ran short- to medium-length pass patterns. Kellen was one of the first tight ends to run deeper routes due to his unique combination of size and speed. As a freshman, he only played in three games and caught one pass. The next year new coach Warren Powers installed an expanded passing offense in which Winslow and the Tigers flourished. That year Mizzou upset Notre Dame and Nebraska, two teams which were rated among the nation's top five teams, while Winslow's number of catches improved to 16. In his junior year, he won the first of back-to-back All-Conference selections. As a senior, he added consensus All-America honors to his list of accomplishments. Winslow went on to have a Pro Football Hall of Fame career in nine seasons with the San Diego Chargers, where he caught 541 passes for 6,741 yards and nine touchdowns. He was inducted into the National Football Foundation Hall of Fame in 2003.

### 1980 Bill Whitaker, DB

A ballhawking defensive back who had a nose for big plays in the secondary. Earned first-team All-America honors as a senior in 1980 after leading the Big Eight Conference with six interceptions, including three in a single game against San Diego State. Oddly enough, he also had three pass interceptions as a junior in a game versus San Diego State. His 14 career interceptions tied him for the MU career record at the time of his graduation, and still ranks second on the school charts. Also served double-duty as a punt returner, and was MU's top return man in 1980, as the Tigers went 8-4 and played in the Liberty Bowl. Went on to become a seventh-round draft pick by the Green Bay Packers in the 1981 NFL Draft, and played six years in the league, three each with the Packers and the St. Louis Cardinals.

### 1981 Brad Edelman, C

A native of St. Louis, Mo., Brad Edelman lettered as a standout center at Mizzou from 1978-81, and played on MU teams that appeared in four bowl games (1978 Liberty, 1979 Hall of Fame, 1980 Liberty and 1981 Tangerine). He earned All-American status in as a senior co-captain in 1981, in addition to earning All-Big Eight honors as a junior in 1980. A member of the Missouri All-Century Team, Edelman played in the Hula Bowl and Olympia Gold Bowl all-star games following the 1981 season. He went on to a solid professional football career, playing in the National Football League with the New Orleans Saints from 1982-90 as an offensive guard. He was a Pro-Bowl starter in 1987, and was a Pro-Bowl alternate in 1982-83-84-88. Edelman worked as an actor in Hollywood for a period of time after finishing his pro football career.

### 1981 Jeff Gaylord, DT

A rugged defender who hailed from Overland Park, Kan., and lettered three years for Mizzou (1978-80-81), playing on MU teams that went to bowl games each year (1978 Liberty, 1980 Liberty and 1981 Tangerine). Won Big Eight Conference Defensive Player of the Year honors as a senior in 1981, making him to this day the only Tiger to win a conference defensive player of the year award. Was named All-Big Eight in 1981, and earned player of the game honors in MU's 1981 Tangerine Bowl victory over Southern Mississippi. Following his senior season, Gaylord played in the Blue-Gray Game, East-West Shrine Game and the Senior Bowl. He played professional football with the Los Angeles Rams, Toronto Argonauts and in the USFL, from 1982-85. He also was a professional wrestler for several years following his retirement from football.

### 1983 Conrad Goode, OT

An offensive tackle with good Tiger bloodlines, whose father, Conrad Hitchler, was an All-American end at MU in 1962. A native of St. Louis, Mo., Goode lettered at MU from 1980-83 and played on Missouri teams that appeared in three bowl games (1980 Liberty, 1981 Tangerine, 1983 Holiday). As a senior co-captain, earned All-America honors, in addition to being named All-Big

Eight Conference. He played in the prestigious East-West Shrine all-star game following his senior season, and went on to play in the National Football League with the New York Giants (1984-85) and Tampa Bay Buccaneers (1987-89). Following his football playing days, became a successful actor in Hollywood, where he still works today.

### 1986 John Clay, OT

An earth-moving offensive tackle, John Clay was a St. Louis, Mo., native who earned consensus All-America honors as a senior in 1986. He lettered four years for Mizzou, from 1983-86, and was a first-team All-Big Eight selection in 1984-85-86, joining former standouts Johnny Roland, Gary Lane and Phil Bradley as MU's only three-time all-league honorees in the Big Eight era. A team co-captain in 1986, Clay ended his collegiate career by playing in the prestigious Blue-Gray Game and East-West Shrine Game. He went on to become a first-round draft pick by the Los Angeles Raiders of the National Football League in 1987. He was later traded to the San Diego Chargers in 1988, but a back injury prematurely ended his promising career.

### 1998 Devin West, TB

He might have come to Mizzou from nearby Moberly, Mo., without much fanfare, but Devin West became one of the top running backs in school history before his playing days were done. Lettering for four years (1995-98), West ended his career as MU's No. 2 all-time career rusher, with 2,954 yards, and now stands number four. He would rank as MU's all-time leader if bowl games were counted in career totals during his day. Still holds MU record for all-purpose yardage in a season (1,621 in 1998) and game (333 vs. Kansas in 1998), and is fourth in career yardage (3,824). Was a first-team All-American running back (MU's first since Bob Steuber in 1942) as a senior in 1998, who helped lead Mizzou to an 8-4 season and a win over West Virginia in the Insight.com Bowl – MU's first bowl win since 1981. He rushed for 125 yards in the game. Rushed for an MU single-season record 1,578 yards in 1998, which ranked him fifth in the nation. Included in that total was a dominant 319-yard, two-touchdown rushing day against arch rival Kansas for Homecoming in 1998. Played in the Senior Bowl following the 1998 season, and was a semi-finalist for the prestigious Doak Walker Award, which is presented annually to the nation's top running back.

### 1999 Rob Riti, C

One of the best centers to ever play the game for Mizzou, Riti won first-team All-America honors as a senior in 1999, and became one of only seven Tigers to earn consensus All-American first-team honors. He was a key figure in MU rushing attacks that ranked among the nation's top-10 statistically three times. Started an MU-record 44 consecutive games from 1996-99, and helped pave the way for tailback Devin West to an All-American year in 1998 as the Tigers won their first bowl game since 1981, with a victory over West Virginia in the Insight.com Bowl. Was one of the strongest Tigers to ever don the Black and Gold, as he was the

first MU player to record a 900-lb. squat lift in 1998, then topped that with a school-record 1,000-lb. lift in 1999.

### 2000 Justin Smith, DE

A first-team All-American as a junior who was virtually unstoppable, despite constant double-and even triple-teaming efforts by Tiger opponents. A fierce competitor with a tireless motor who left holding the MU career quarterback sack record, with 22.5 in just three years (now ranks second). Broke the MU single-season sack record in his junior year, recording 11 on his own. A native of Holts Summit, Mo., Smith declared for the NFL Draft after his stellar junior season, and became the fourth overall pick of the 2001 NFL Draft, by the Cincinnati Bengals, who he led in sacks each of his first two seasons in the league. Made an instant impression, as he became the first true freshman to start every game since 1986, when he started all 12 contests in 1998. Was a key factor for MU's defense that year that saw the Tigers earn their first bowl win since 1981, as they defeated West Virginia in the Insight.com Bowl.

### 2007 Martin Rucker, TE

The top pass-catching tight end in Mizzou history, Rucker won consensus first-team All-America honors as a senior in 2007 when he caught 84 passes for 834 yards and eight touchdowns in helping lead Mizzou to a 12-2 season and its first-ever Big 12 North Division title and a final No. 4 Associated Press ranking. Rucker was a vital part of the rebuilding of the Tiger program, and served as a leader and visual aid of the hard work and dedication needed to get the program back in the national scene. Rucker ended his Tiger career with a then MU-record 203 receptions, 2,175 yards and 18 TDs, as he started in an MU-record 50 consecutive games from 2004-07. His 84 catches in 2007 broke the MU single-season record, as well.

### 2007, 2008 Jeremy Maclin, All-Purpose

After missing the 2006 season due to a knee injury, redshirt freshman Jeremy Maclin burst onto the scene in record-setting fashion, and became MU's first-ever freshman to earn first-team All-American honors in 2007. He earned consensus first-team status by breaking the NCAA single-season freshman record for all-purpose yards, as he amassed a whopping 2,776 yards – including 1,055 receiving, 1,039 kickoff return, 375 rushing and 307 punt return. Maclin scored 16 touchdowns in all to become one of the most dynamic players in all of college football, with nine scores coming on receptions, four on the ground, two via punt returns and one on a kickoff return – the latter was an historic 99-yard kickoff return for score at Kansas State that was MU's first since 1982. He was the only player in Division I in 2007 to score touchdowns in all four all-purpose categories. He repeated with consensus first-team All-American honors in 2008 as he led the NCAA in all-purpose yardage (202.36 ypg) and broke MU single-season receiving records with 102 receptions, 1,260 yards and 13 TDs. In just two years, he broke the MU record for career all-purpose yardage, with 5,609 yards. He closed his career with Offensive MVP honors in the 2008 Alamo Bowl, as he returned

a punt for TD and caught the game-winning TD pass from Chase Daniel in MU's 30-23 overtime win. Maclin chose to bypass his final two years of collegiate eligibility and entered the 2009 NFL Draft, where he was taken with the No. 19 overall selection in the first round by the Philadelphia Eagles.

### 2008 Chase Coffman, TE

Despite missing two games late in the year with a foot injury, Coffman established himself as the top tight end in all of college football, and won consensus 1st-Team All-American honors, marking the second straight year MU tight ends earned that distinction. Coffman surpassed former teammate Martin Rucker as MU's top pass-catching tight end of all-time, as he had 90 receptions in 2008 for 987 yards and 10 touchdowns. His play in 2008 not only earned him All-American honors, but won him the John Mackey Award, which goes annually to the nation's top tight end. That made Coffman the first Tiger in history to win a national individual award given to a specific position group. Coffman ended his career holding Mizzou records for receptions (247) and touchdowns (30), and was second all-time in receiving yards (2,659). He went on to become a third-round draft pick of the Cincinnati Bengals in the 2009 NFL Draft.

### 2009 Danario Alexander, WR

Overcoming huge odds against him, Danario Alexander turned in a record-smashing senior season in 2009 to become the nation's leading receiver, and took home All-American honors in the process. Coming into his senior year, Alexander hadn't even earned honorable-mention All-Big 12 status, thanks mostly to the fact that his first three years were impacted by a string of unfortunate knee injuries. He was resolute in his determination to prove he belonged among the nation's elite receivers, and he did just that in 2009, as he burst onto the scene with an NCAA-best 137.0 yards per game average, which included an MU-record 1,781 yards, 14 touchdowns and 113 receptions. His yardage total was some 500 yards more than the previous record of 1,260 established in 2008 by Jeremy Maclin (in one fewer game, nonetheless), and it propelled Alexander to the top of the Mizzou career receiving yardage charts, with 2,778 (previous record was 2,704 by Justin Gage). He became only the fifth Tiger in history to lead the NCAA in an individual statistical category, and the first receiver since Hank Burnine led the country in 1955 with 44 receptions. Alexander had an MU-record nine 100-yard receiving games, including six straight to close the season. Included in that string were three 200-yard performances in a four-game stretch (214 vs. Baylor, 200 at Kansas State, 173 vs. Iowa State and 233 vs. Kansas). For his career, Alexander finished with 191 receptions for 2,778 yards and 22 touchdowns.

### 2009 Grant Ressel, PK

One of the more amazing stories to come out of college football during the 2009 season had to do with the previously unheralded sophomore walk-on kicker Grant Ressel, who rose from unknown status to become one of the nation's top kickers. Ressel began fall camp second on the depth chart as the Tigers looked to replace Jeff

Wolfert, who left after the 2008 season holding the NCAA career record for combined kick accuracy. With those rather large shoes to fill, Ressel was named the starting kicker the week of the 2009 season opener, and proceeded to put together an amazing season which earned him All-American status. All he did was set an NCAA single-season combined kick accuracy record, as he connected on a combined 98.5% (65-of-66) of his kicks, including 26-of-27 field goals and 39-of-39 on extra points. He also led the NCAA in field goal percentage among those with 13 or more attempts (96.3%) and finished third nationally with 2.00 field goals made per game. Also etched his name firmly forever into the hearts of Tiger fans young and old, thanks to his game-winning 27-yard field goal as time expired to beat rival Kansas, 41-39, in Kansas City's Arrowhead Stadium to end the regular season and give Mizzou its eighth win of the year.

### 2010 Michael Egnew, TE

After catching a grand total of seven balls combined in his first two years in the program, junior TE Michael Egnew burst onto the national scene in 2010 when he won consensus first-team All-American honors, thanks to a 90-reception season that included 762 yards and five touchdowns. His 90 catches were most in the nation among all tight ends, and it tied former Tiger standout Chase Coffman (a 2008 consensus All-American tight end) for the MU single-season receptions record among tight ends. Egnew, who was a finalist for the John Mackey Tight End Award, became the third Tiger tight end to win consensus first-team All-American honors in four years (2007-10).

### 2013 Michael Sam, DE

After beginning his career at Mizzou by earning freshman All-American honors, rush end Michael Sam finished with a flurry, as he became only the second Tiger in history to win unanimous All-American honors during a magical senior season. Sam was a disruptive force rarely seen – even for a program like Mizzou that produces standout defensive linemen on a regular basis – as he led the Southeastern Conference and ranked 19th nationally in tackles for loss (19.0), while he was 2nd in the league and 14th nationally with an MU single-season record-tying 11.5 QB sacks. Sam had a trio of three-sack games (Arkansas State, Vanderbilt and Florida), to get his name in the national conversation, and he capped his career with a bang as he got a trademark sack/fumble in the final minute of the 2014 AT&T Cotton Bowl that was picked up and returned by teammate Shane Ray for a game-clinching touchdown in the 41-31 win over former conference rival Oklahoma State. Sam would finish his Tiger career ranked fourth all-time on the sacks list, with 21.0.

### 2014 Shane Ray, DE

Shane Ray kept the #DLineZou bus rolling, as he made it two consecutive SEC Defensive Player of the Year honors, and won consensus first-team All-American status for an eye-opening 2014 season as he helped lead the Tigers to an 11-3 mark and a second-straight SEC Eastern Division title. Ray made play after play in opposing offenses' backfield, as he broke the Mizzou single-season

quarterback sacks record, with 14.5 (breaking the old mark of 11.5 from former standouts Aldon Smith and Michael Sam). He also led the team with 22.5 tackles for loss and ranked all season long among the national leaders in both categories, finishing third in the NCAA in sacks and fifth in TFLs, while he led the SEC in both categories. Ray finished his junior campaign with 65 tackles, a team-best three forced fumbles and five pass break ups. Ray chose to bypass his final year of eligibility to enter the 2015 NFL Draft, and that decision paid off when he was taken with the #23 overall selection in the first round by the Denver Broncos.

### **2014 Marcus Murphy, Special Teams**

One of the most electrifying all-purpose men to ever play for Mizzou, Murphy became a first-team All-American in his senior season of 2014 as he ranked sixth nationally in kickoff returns (29.6 avg.) and 11th in punt returns (10.4 avg.) while he also took home the Southeastern Conference Special Teams Player of the Year award. Murphy, who was a finalist for the Paul Hornung Award as a senior, led the SEC with his 1,921 all-purpose yards and was the only player in FBS in 2014 to score a touchdown via a kickoff return, punt return, rush and pass reception. He broke the Mizzou career record for combined kick return yardage, and had a game to remember at Florida in 2014, when he took the opening kickoff back 96 yards for a touchdown, and later in the same game returned a punt 82 yards for a score. Finished the season with 924 rushing yards, 212 receiving yards, 281 punt return yards and 504 kick return yards, and was instrumental in MU's 33-17 Citrus Bowl victory over Minnesota, as he ran for a career-high 157 yards.

### **2015 Kentrell Brothers, LB**

A student of the game who parlayed his penchant for video study – along with his relentless work ethic and outstanding instincts for the game – into first-team All-American status as a senior in 2015 when he led the nation in tackles (12.67 per game) for a Tiger defense that was ranked among the nation's best in several categories (5th in points allowed [16.2 ppg]; 5th in passing defense [169.3 ypg]; 6th in total defense [302.0 ypg]). Finished his final season as a Tiger by racking up 152 tackles in just 12 games, while he also led the nation with three blocked kicks during the season. He tallied 12.0 tackles for loss and 2.5 sacks in 2015, while adding a pair of interceptions as well. Finished his career with 358 total tackles, which ranks eighth on the alltime Mizzou tackles chart.

# ALL-CONFERENCE AWARDS

## 2017 MIZZOU FOOTBALL

### MISSOURI VALLEY

1907	William Driver, E Edwin Lee Miller, T
1908	William Driver, E Dorcet Graves, T Harvey Anderson, G
1909	Frank Burress, E Frank Thacher, G Ted Hackney, B
1910	Frank Burress, E Frank Thacher, G Clinton Collins, C Ted Hackney, B
1911	Oscar Houston, T Frank Hastings, T Elmer Anderson G Robert Wilson, C David Dexter, B
1912	Jim Pixlee, E George Barton, T Robert Wilson, C Edmond Knobler, B
1913	Jim Gallagher, G Robert Wilson, C Paul Shepard, B
1914	Jacob Spellman, E James Clay, G Paul Shepard, B
1915	Jacob Spellman, E Radford Pittam, B
1916	Paul Hamilton, T Bill Preston, G Jesse Groves, G Harry Lansing, C Anton Stankowski, B
1919	Ed Travis, T Chuck Lewis, B
1920	Ed Travis, T Chuck Lewis, B
1921	Herb Blumer, T Chuck Lewis, B
1923	Clyde Smith, C
1924	Jerry Lewis, G Clyde Smith, C
1925	Carl Bacchus, E Ed Lindenmeyer, T Pete Johnson, B
1926	Carl Bacchus, E Francis Lucas, G Bert Clark, B
1927	Bill Smith, T Bob Miller, G Bob Mehrle, B

### BIG SIX

1928	Miller Brown, E Bill Smith, T Bob Mehrle, B
1929	Keith Hursley, E Paul Brayton, G Ray Smith, C John Waldorf, B

1930	Leonard McGill, G Robert Armstrong, C
1931	Charles Schiele, E
1932	Charles Schiele, E
1935	Huston Betty, C
1936	Maurice Kirk, G Al Londe, B
1937	Maurice Kirk, G Henry Mahley, B
1938	Jack Kinnison, C Paul Christman, B
1939	Robert Orf, E Melvin Wetzel, T Robert Waldorf, G Paul Christman, B
1940	Darold Jenkins, C Paul Chrisman, B
1941	Norville Wallach, T Robert Jeffries, G Darold Jenkins, C Harry Ice, B Bob Steuber, B Don Reece, B
1942	Marshall Shurnas, E Bert Ekern, E Ed Hodges, T Mike Fitzgerald, G Bob Steuber, B
1943	John Morton, E Alfred Anderson, T Don Reece, B
1944	Jim Kekeris, T Paul Collins, B Bill Dellastatious, B
1945	Jim Kekeris, T Robert Eigelberger, G Ralph Stewart, C Leonard Brown, B Loyd Brinkman, B
1946	Roland Oakes, E Marshall Shurnas, E Jim Kekeris, T Ralph Stewart, G Loyd Brinkman, B
1947	Mel Sheehan, E Chester Fritz, T Virlie Abrams, G Bus Entsminger, B Dick Braznell, B

### BIG SEVEN

1948	Mel Sheehan, E Chester Fritz, T Bob Fuchs, C Bus Entsminger, B
1949	Gene Ackerman, E Gene Pepper, G John Glorioso, B Dick Braznell, B Win Carter, B
1950	Gene Ackerman, E John Kadlec, G
1951	Bill Fuchs, C

	Junior Wren, B
1952	Don Rutter, T Paul Fuchs, T Bob Castle, G Jack Lordo, G Terry Roberts, G Ed Merrifield, B
1953	Terry Roberts, G Bob Bauman, B
1954	Al Portney, T
1955	Harold Burnine, E
1956	Jim Hunter, B
1957	Jack Keelan, T Merv Johnson, T Charles Rash, G Hank Kuhlmann, B

### BIG EIGHT

1958	Danny LaRose, E Mike Magac, T Don Chadwick, G Charles Rash, G
1959	Russ Sloan, E Mike Magac, T Tom Swaney, C
1960	Danny LaRose, E Rockne Calhoun, T Paul Henley, G Mel West, B
1961	Conrad Hitchler, E Ed Blaine, T Bill Wegener, T
1962	Conrad Hitchler, E Jerry Wallach, T Tom Hertz, G John Roland, B
1963	George Seals, E Dave Gill, T Gene Oliver, C Gary Lane, B
1964	Tom Wyrostek, G Bob Brown, G Gary Lane, B Butch Allison, T Gus Otto, LB Ken Boston, DB John Roland, DB
1965	Francis Peay, OT Mike Eader, OG Gary Lane, QB Charlie Brown, HB Bruce Van Dyke, DT John Roland, DB
1966	Gary Grossnickle, HB Dan Schuppan, DE Jim Whitaker, DB
1967	Russ Washington, OT Barry Lischner, FB Jon Douglas, LB Roger Wehrli, DB
1968	Jim Anderson, G Bill Schmitt, DE Rocky Wallace, DT

	Carl Garber, LB Roger Wehrli, DB
1969	Mel Gray, E Larron Jackson, OT Mark Kuhlmann, DT Dennis Poppe, S
1970	Larron Jackson, OT Rocky Wallace, LB
1972	Greg Hill, K
1973	Jim Schnietz, OT Eddie Foster, OT Scott Anderson, C Greg Hill, K John Moseley, DB
1974	Mark Miller, E Tony Galbreath, HB
1975	Henry Marshall, E Kenny Downing, DB
1976	Morris Towns, OT Joe Stewart, HB
1977	Joe Stewart, E Kellen Winslow, TE James Taylor, OT Russ Calabrese, DB
1978	Kellen Winslow, TE Pete Allard, C Phil Bradley, QB Russ Calabrese, DB
1979	Phil Bradley, QB Eric Wright, S
1980	Howard Richards, OT Brad Edelman, C Phil Bradley, QB Ron Verrilli, K Lester Dickey, LB Eric Wright, S Bill Whitaker, DB
1981	Jeff Gaylord, DT Kevin Potter, S
1982	James Caver, WR Andy Gibler, TE Demetrious Johnson, DB
1983	Conrad Goode, OT Bobby Bell, DE Jay Wilson, LB Terry Matichak, DB
1984	George Shorthose, WR John Clay, OT
1985	Herbert Johnson, WR John Clay, OT
1986	John Clay, OT
1987	Erik McMillan, S
1988	Adrian Jones, DB
1989	Adrian Jones, DB
1990	Linzy Collins, WR Harry Colon, S
1992	Victor Bailey, WR Mike Bedosky, OG
1993	Mike Bedosky, OG A.J. Ofodile, TE
1994	Kyle Pooler, P

### BIG 12 (Coaches)

# ALL-CONFERENCE AWARDS

## 2017 MIZZOU FOOTBALL

1996	<p><u>3rd Team</u>            Brian Cracraft, DL            DeMontie Cross, DB            Steve Haag, OL            Mike Morris, OL  <u>Honorable Mention</u>            Clayton Baker, DB            Corby Jones, QB            Todd Neimeyer, OL            Mark Norris, PK            Brock Olivo, RB</p>	<p>Mike Hayes, OL  <u>Honorable Mention</u>            Dwayne Blakley, TE            Justin Bland, OL            Sean Doyle, LB            Pat Duffy, LB            Antoine Duncan, DB            Justin Gage, WR            Joe Glauberman, OL            Cedric Harden, DL            Clarence Jones, DB            Julian Jones, DB            Danny McCamy, DL            Jamonte Robinson, LB</p>	2005	<p><u>1<sup>st</sup> Team</u>            Tony Palmer, OL  <u>Honorable Mention</u>            Joel Clinger, OL            Sean Coffey, WR            Marcus King, CB            David Overstreet, S            Martin Rucker, TE            Jason Simpson, S            Brad Smith, QB            Brian Smith, DE            Adam Spieker, OL</p>	
1997	<p><u>1st Team</u>            Corby Jones, QB            Mike Morris, OG  <u>2nd Team</u>            Travis Biebel, OL            Marquis Gibson, DE            Brock Olivo, RB  <u>3rd Team</u>            Brian Cracraft, DL            Shad Criss, DB            Harold Piersey, DB  <u>Honorable Mention</u>            Ernest Blackwell, RB            Eddie Brooks, TE            Ron Janes, RB            Donnell Jones, DL            Scott Knickman, PK            Kent Layman, WR            Todd Neimeyer, OL            Barry Odom, LB            Devin West, RB</p>	2001	<p><u>1st Team</u>            Justin Gage, WR  <u>2nd Team</u>            Aaron Crittendon, OL            Keith Wright, DL  <u>3rd Team</u>            Zack Abron, RB            Brad Hammerich, PK            A.J. Ricker, OL  <u>Honorable Mention</u>            Dwayne Blakley, TE            Justin Bland, OL            Antwaun Bynum, DE            Sean Doyle, LB            Taurus Ferguson, DB            Mike Hayes, OL            Jamonte Robinson, LB</p>	2006	<p><u>1st Team</u>            Marcus Bacon, LB            Joel Clinger, OL            Martin Rucker, TE  <u>2nd Team</u>            Chase Coffman, TE            Chase Daniel, QB            David Overstreet, S            Brian Smith, DE  <u>Honorable Mention</u>            William Franklin, WR            Dedrick Harrington, LB            Xzavie Jackson, DE            Tony Temple, TB            Darnell Terrell, CB            Lorenzo Williams, DL            Jeff Wolfert, PK</p>
1998	<p><u>1st Team</u>            Craig Heimburger, OG            Harold Piersey, FS            Rob Riti, C            Devin West, TB            Justin Wyatt, DG  <u>2nd Team</u>            Corby Jones, QB            Wade Perkins, DB  <u>3rd Team</u>            Jeff Marriott, DL            Todd Neimeyer, OL            Barry Odom, LB  <u>Honorable Mention</u>            Caldrinoff Easter, DB            Steve Erickson, DL            Marquis Gibson, DE            Carlos Posey, DB            Justin Smith, DE            Al Sterling, LB</p>	2002	<p><u>1st Team</u>            Rob Droege, OL  <u>2nd Team</u>            Justin Gage, WR            A.J. Ricker, OL            Keith Wright, DL  <u>3rd Team</u>            Antwaun Bynum, DE  <u>Honorable Mention</u>            Zack Abron, TB            Brad Smith, QB</p>	2007	<p><u>1st Team</u>            Chase Daniel, QB            Jeremy Maclin, WR            Jeremy Maclin, KR/PR            Adam Spieker, OL            Lorenzo Williams, DT  <u>2nd Team</u>            Pig Brown, SS            William Moore, FS            Martin Rucker, TE            Stryker Sulak, DE            Sean Weatherspoon, LB            Jeff Wolfert, PK  <u>Honorable Mention</u>            Colin Brown, OL            Tommy Chavis, DE            Brock Christopher, LB            Chase Coffman, TE            Will Franklin, WR            Carl Gettis, DB            Tony Temple, TB            Ziggy Hood, DT</p>
1999	<p><u>1st Team</u>            Rob Riti, C            Justin Smith, DE  <u>3rd Team</u>            Steve Erickson, DL            Julian Jones, DB  <u>Honorable Mention</u>            Dwayne Blakley, TE            Jeff Marriott, DL            Barry Odom, LB            Jamonte Robinson, LB</p>	2003	<p><u>1<sup>st</sup> Team</u>            A.J. Ricker, OL  <u>2<sup>nd</sup> Team</u>            Zack Abron, TB            Rob Droege, OL            C.J. Mosley, DL  <u>3<sup>rd</sup> Team</u>            Atiyah Ellison, DL            James Kinney, LB            Brad Smith, QB  <u>Honorable Mention</u>            Brandon Barnes, LB            Michael Harden, CB            J.D. McCoy, TE            Tony Palmer, OL            Brian Smith, DL</p>	2008	<p><u>1st Team</u>            Ziggy Hood, DT            Jeremy Maclin, WR            William Moore, FS            Sean Weatherspoon, LB            Jeff Wolfert, PK  <u>2nd Team</u>            Chase Coffman, TE            Kurtis Gregory, OL            Stryker Sulak, DE            Derrick Washington, TB  <u>Honorable Mention</u>            Tim Barnes, OL            Jaron Baston, DL            Castine Bridges, DB            Colin Brown, OL            Brock Christopher, LB</p>
2000	<p><u>1st Team</u>            Justin Smith, DE  <u>2nd Team</u>            Pat Mingucci, DL  <u>3rd Team</u></p>	2004	<p><u>1<sup>st</sup> Team</u>            Atiyah Ellison, DL  <u>2<sup>nd</sup> Team</u>            James Kinney, LB            Tony Palmer, OL  <u>Honorable Mention</u>            Shirdonya Mitchell, CB            C.J. Mosley, DL            Jason Simpson, S            Brad Smith, QB</p>		

<p>2009 Chase Daniel, QB Justin Garrett, S Jeremy Maclin, PR/KR Tommy Saunders, WR <u>1st Team</u> Danario Alexander, WR Grant Ressel, PK Sean Weatherspoon, LB <u>2nd Team</u> Jaron Baston, DL Kurtis Gregory, OL <u>Honorable Mention</u> Carl Gettis, DB Jake Harry IV, P Dan Hoch, OL Jared Perry, WR Kevin Rutland, DB Jasper Simmons, S Aldon Smith, DE Derrick Washington, TB</p>	<p>2014 <u>1st Team</u> Marcus Murphy, AP Marcus Murphy, Return Specialist Shane Ray, DE <u>2nd Team</u> Markus Golden, DE Mitch Morse, OL Bud Sasser, WR Braylon Webb, SS</p> <hr/> <p>2015 <u>1st Team</u> Kentrell Brothers, LB <u>2nd Team</u> Charles Harris, DE</p> <hr/> <p>2016 <u>1st Team</u> Aarion Penton, DB <u>2nd Team</u> Charles Harris, DE</p>	<p><u>2nd Team</u> Jamonte Robinson, LB <u>Honorable Mention</u> Aaron Crittendon, OL Sean Doyle, LB Brad Hammerich, PK Mike Hayes, OL A.J. Ricker, OL Keith Wright, DL</p> <hr/> <p>2002 <u>1st Team</u> Justin Gage, WR <u>2nd Team</u> Keith Wright, DL <u>Honorable Mention</u> Antwaun Bynum, DE Sean Doyle, LB Brock Harvey, P James Kinney, LB Mike Matheny, PK A.J. Ricker, OL Brad Smith, QB Brad Smith, All Purpose</p>
<p><b>BIG 12 (Associated Press)</b></p>		
<p>2010 <u>1st Team</u> Tim Barnes, C Michael Egnew, TE Aldon Smith, DE <u>2nd Team</u> T.J. Moe, WR Jacquies Smith, DE <u>Honorable Mention</u> Elvis Fisher, OL Blaine Gabbert, QB Andrew Gachkar, LB Zaviar Gooden, LB Jarrell Harrison, S Dan Hoch, OL Brad Madison, DE Grant Ressel, PK Terrell Resonno, DL Kevin Rutland, CB Austin Wuebbels, OL</p>	<p>1996 <u>2nd Team</u> DeMontie Cross, DB <u>3rd Team</u> Brian Cracraft, DL Steve Haag, OL Mike Morris, OL <u>Honorable Mention</u> Clayton Baker, DB Corby Jones, QB Todd Neimeyer, OL Mark Norris, OL Brock Olivo, RB</p> <hr/> <p>1997 <u>1st Team</u> Corby Jones, QB Mike Morris, OL <u>2nd Team</u> Travis Biebel, OL Brock Olivo, RB Harold Piersey, DB</p>	<p>2003 <u>1st Team</u> Rob Droege, OL <u>2nd Team</u> Zack Abron, TB James Kinney, LB A.J. Ricker, OL <u>Honorable Mention</u> Brandon Barnes, LB J.D. McCoy, TE C.J. Mosley, DL Tony Palmer, OL Brad Smith, QB Brad Smith, All Purpose Brian Smith, DL Nino Williams, S</p>
<p>2011 <u>1st Team</u> Michael Egnew, TE Henry Josey, TB <u>2nd Team</u> Trey Barrow, P E.J. Gaines, DB Jacquies Smith, DE <u>Honorable Mention</u> Dominique Hamilton, DT Dan Hoch, OL Kenji Jackson, S Luke Lambert, LB T.J. Moe, WR Jayson Palmgren, OL Sheldon Richardson, DT Braylon Webb, S Austin Wuebbels, OL</p>	<p>1998 <u>1st Team</u> Craig Heimburger, OL Harold Piersey, DB Rob Riti, OL Devin West, RB <u>2nd Team</u> Todd Neimeyer, OL Wade Perkins, DB</p> <hr/> <p>1999 <u>1st Team</u> Rob Riti, OL Justin Smith, DE <u>Honorable Mention</u> Barry Odom, LB</p>	<p>2004 <u>1st Team</u> James Kinney, LB C.J. Mosley, DL <u>2nd Team</u> Jason Simpson, S <u>Honorable Mention</u> Sean Coffey, WR Atiyah Ellison, DL Shirdonya Mitchell, CB Tony Palmer, OL Brian Smith, DE</p>
<p><b>SEC (Coaches)</b></p>		
<p>2012 <u>2nd Team</u> Sheldon Richardson, DT</p>	<p>2000 <u>1st Team</u> Justin Smith, DE <u>Honorable Mention</u> Dwayne Blakley, TE Sean Doyle, LB</p>	<p>2005 <u>1st Team</u> Tony Palmer, OL Brad Smith, All Purpose <u>2nd Team</u> Brian Smith, DE <u>Honorable Mention</u> Marcus King, CB David Overstreet, S Martin Rucker, TE Jason Simpson, S</p>
<p>2013 <u>1st Team</u> E.J. Gaines, CB Michael Sam, DE <u>2nd Team</u> Justin Britt, OL Marcus Murphy, AP</p>	<p>2000 <u>1st Team</u> Justin Gage, WR Justin Gage, WR Mike Hayes, OL Pat Mingucci, DL</p> <hr/> <p>2001 <u>1st Team</u> Justin Gage, WR</p>	<p>2006 <u>1st Team</u> Marcus Bacon, LB Chase Coffman, TE <u>2nd Team</u> David Overstreet, S <u>Honorable Mention</u> Joel Clinger, OL Chase Daniel, QB William Franklin, WR</p>



	Dedrick Harrington, LB Xzavie Jackson, DE Martin Rucker, TE Brian Smith, DE Adam Spieker, OL Tony Temple, TB Lorenzo Williams, DL Jeff Wolfert, PK
2007	<u>1st Team</u> Chase Daniel, QB Jeremy Maclin, AP William Moore, FS Martin Rucker, TE Adam Spieker, C Sean Weatherspoon, LB Lorenzo Williams, DT Jeff Wolfert, PK <u>2nd Team</u> Pig Brown, SS Chase Coffman, TE Tyler Luellen, OL Stryker Sulak, DE <u>Honorable Mention</u> Colin Brown, OL Tommy Chavis, DE Brock Christopher, LB Kurtis Gregory, OL Ziggy Hood, DT
2008	<u>1st Team</u> Chase Coffman, TE Jeremy Maclin, WR Jeremy Maclin, AP Sean Weatherspoon, LB Jeff Wolfert, PK <u>2nd Team</u> William Moore, FS Stryker Sulak, DE <u>Honorable Mention</u> Castine Bridges, DB Colin Brown, OL Carl Gettis, DB Kurtis Gregory, OL Ziggy Hood, DT Derrick Washington, TB
2009	<u>1st Team</u> Danario Alexander, WR Grant Ressel, PK Sean Weatherspoon, LB <u>2nd Team</u> Kurtis Gregory, OL Aldon Smith, DE <u>Honorable Mention</u> Will Ebner, LB Elvis Fisher, OL Blaine Gabbert, QB Jake Harry IV, P
2010	<u>1st Team</u> Tim Barnes, C Michael Egnue, TE Andrew Gachkar, LB <u>2nd Team</u> Dan Hoch, OL Brad Madison, DE <u>Honorable Mention</u> Carl Gettis, CB Matt Grabner, P Jarrell Harrison, S T.J. Moe, WR

	Grant Ressel, PK Kevin Rutland, CB Aldon Smith, DE Jacquies Smith, DE
2011	<u>1st Team</u> Michael Egnue, TE E.J. Gaines, CB Dominique Hamilton, DT Henry Josey, TB <u>2nd Team</u> Trey Barrow, P Luke Lambert, LB Jacquies Smith, DE Austin Wuebbels, OL <u>Honorable Mention</u> Andrew Wilson, LB

### SEC (Associated Press)

2012	<u>1st Team</u> Sheldon Richardson, DT
2013	<u>1st Team</u> Justin Britt, OL Kony Ealy, DE Michael Sam, DE E.J. Gaines, CB <u>2nd Team</u> Dorial Green-Beckham, WR Andrew Wilson, LB <u>Honorable Mention</u> Markus Golden, DE
2014	<u>1st Team</u> Marcus Murphy, AP Shane Ray, DE Bud Sasser, WR <u>2nd Team</u> Kentrell Brothers, LB Braylon Webb, SS <u>Honorable Mention</u> Harold Brantley, DL Markus Golden, DE
2015	<u>1st Team</u> Kentrell Brothers, LB <u>2nd Team</u> Charles Harris, DE
2016	<u>2nd Team</u> Charles Harris, DE J'Mon Moore, WR Aarion Penton, DB

### 3-TIME FIRST-TEAM ALL-CONFERENCE

Chuck Wilson, C	1911-12-13
Chuck Lewis, HB	1919-20-21
Paul Christman, QB	1938-39-40
Jim Kekeris, T	1944-45-46
Johnny Roland, HB	1962-64-65
Gary Lane, QB	1963-64-65
Phil Bradley, QB	1978-79-80
John Clay, OT	1984-85-86
Sean Weatherspoon, LB	2007-08-09

### OFFENSIVE PLAYER OF THE YEAR

1980	Phil Bradley
------	--------------

2007	Chase Daniel (Coaches)
------	------------------------

### DEFENSIVE PLAYER OF THE YEAR

1981	Jeff Gaylord (AP)
2013	Michael Sam (AP & Coaches)
2014	Shane Ray (AP & Coaches)

### SPECIAL TEAMS PLAYER OF THE YEAR

2014	Marcus Murphy (Coaches)
------	-------------------------

### DEFENSIVE NEWCOMER OF THE YEAR

1986	Adrian Jones (AP)
1998	Justin Smith (AP)
2009	Aldon Smith (AP)

### DEFENSIVE FRESHMAN OF THE YEAR

1991	Darryl Major (Coaches)
1998	Justin Smith (Coaches)
2009	Aldon Smith (Coaches)

### OFFENSIVE NEWCOMER OF THE YEAR

2002	Brad Smith (AP)
------	-----------------

### OFFENSIVE FRESHMAN OF THE YEAR

1994	Brock Olivo (Coaches)
2002	Brad Smith (Coaches)
2007	Jeremy Maclin (Coaches)

### OFFENSIVE LINEMAN OF THE YEAR

2007	Adam Spieker (Coaches)
------	------------------------

### ATHLETE OF THE YEAR

1979	Kellen Winslow
2007	Chase Daniel

### COACH OF THE YEAR

1972	Al Onofrio
1983	Warren Powers (AP)
1997	Larry Smith (AP)
2007	Gary Pinkel (AP)
2014	Gary Pinkel (Coaches)

### PLAYERS-OF-THE-WEEK

#### OFFENSE

1972	
Oct. 21	QB John Cherry, FB Don Johnson, C Scott Anderson (Notre Dame)
Nov. 18	K Greg Hill (Iowa St.)
1974	
Oct. 26	RB Tony Galbreath (Colorado)
Nov. 2	RB Tony Galbreath (Kansas St.)
1975	
Sept. 13	RB Tony Galbreath (Alabama)
1976	
Sept. 11	RB Curtis Brown (USC)
Sept. 25	QB Pete Woods (Ohio St.)
1977	
Oct. 22	QB Pete Woods (Kansas St.)
Oct. 29	QB Pete Woods, OT James Taylor (Colorado)
1978	
Sept. 23	QB Phil Bradley (Mississippi)
Nov. 18	RB James Wilder (Nebraska)
1980	
Nov. 8	WR Ron Fellows (Iowa St.)

Nov. 22	QB Phil Bradley (Kansas)
1981	
Oct. 3	RB Bob Meyer (Mississippi St.)
1982	
Nov. 20	WR James Caver (Kansas)
1983	
Sept. 10	QB Marlon Adler (Illinois)
1984	
Sept. 24	QB Marlon Adler (Mississippi St.)
Oct. 8	QB Marlon Adler (Colorado)
1985	
Oct. 5	RB Darrell Wallace (California)
1986	
Sept. 22	QB Ronnie Cameron (Texas)
1987	
Sept. 21	RB Robert Delpino (Northwestern)
1990	
Oct. 1	QB Kent Kiefer (Arizona St.)
1991	
Sept. 16	QB Phil Johnson (Illinois)
1992	
Oct. 19	QB Jeff Handy (Oklahoma St.)
Oct. 26	WR Victor Bailey (Nebraska)
Nov. 22	PK Jeff Jacke (Kansas)
1993	
Sept. 11	QB Jeff Handy (Illinois)
Oct. 30	RB Joe Freeman (Iowa St.)
1996	
Oct. 26	QB Corby Jones (Oklahoma St.)
1997	
Oct. 25	QB Corby Jones (Oklahoma St.)
1998	
Sept. 12	TB Devin West (Kansas)
Oct. 10	TB Devin West (Iowa St.)
2002	
Sept. 2	QB Brad Smith (Illinois)
2003	
Oct. 13	QB Brad Smith (Nebraska)
Oct. 27	QB Brad Smith (Texas Tech)
2004	
Nov. 29	QB Brad Smith (Iowa St.)
2005	
Sept. 5	QB Brad Smith (Arkansas St.)
Oct. 24	QB Brad Smith (Nebraska)
2006	
Sept. 4	QB Chase Daniel (Murray State)
Nov. 27	QB Chase Daniel (Kansas)
2007	
Oct. 8	QB Chase Daniel (Nebraska)
Nov. 5	QB Chase Daniel (Colorado)
Nov. 26	QB Chase Daniel (Kansas)
2008	
Sept. 22	QB Chase Daniel (Buffalo)
2009	
Sept. 8	QB Blaine Gabbert (Illinois)
Sept. 28	WR Danario Alexander (Nevada)
Nov. 16	WR Danario Alexander (Kansas St.)
2010	
Oct. 25	QB Blaine Gabbert (Oklahoma)
2011	
Sept. 19	TB Henry Josey (Western Illinois)
2013	
Oct. 21	QB Maty Mauk (Florida) — FR. OF WEEK
Nov. 4	LT Justin Britt (Tennessee) — OL OF WEEK
Nov. 11	QB Maty Mauk (Kentucky) — FR. OF WEEK
2014	
Sept. 6	QB Maty Mauk (Toledo) — POW
Nov. 15	TB Russell Hansbrough (Texas A&M) — POW
2016	
Sept. 10	WR/KR Johnathon Johnson (E. Mich.) — FR. OF WEEK

**DEFENSE**

1972	
Oct. 7	DT Dan McDonough (Oklahoma St.)
1973	
Oct. 6	DB John Moseley (SMU)
Oct. 13	NG Herris Butler (Nebraska)
Oct. 20	DB Kenny Downing (Oklahoma St.)
1974	
Sept. 28	DB Tony Gillick (Arizona St.)
1975	
Sept. 27	DB Kenny Downing (Wisconsin)
1976	
Sept. 25	LB Chris Garlich (Ohio St.)
1977	
Oct. 1	DB Russ Calabrese (Arizona St.)
Nov. 12	DT Steve Hamilton (Oklahoma St.)
1978	
Sept. 9	LB Chris Garlich (Notre Dame)
Nov. 18	LB Chris Garlich (Nebraska)
1979	
Sept. 8	DB Eric Wright (San Diego St.)
1980	
Sept. 27	DB Bill Whitaker (San Diego St.)
Oct. 11	LB Lester Dickey (Oklahoma St.)
1981	
Oct. 3	DT Jerome Sally (Mississippi St.)
Nov. 14	DT Jeff Gaylord (Oklahoma)
1983	
Nov. 5	DE Taft Sales (Oklahoma)
Nov. 12	LB Jay Wilson (Oklahoma St.)
1986	
Sept. 15	DT Dick Chapura (Utah St.)
1987	
Oct. 5	DB Erik McMillan (Syracuse)
Oct. 19	DB Erik McMillan (Iowa St.)
1988	
Oct. 31	DB Otis Smith (Nebraska)
Nov. 14	DB Adrian Jones (Oklahoma)
1990	
Oct. 8	DB Harry Colon (Colorado)
1991	
Sept. 16	DB Maurice Benson (Illinois)
Oct. 7	DB S. Washington (Memphis St.)
1992	
Nov. 22	LB Travis McDonald (Kansas)
1993	
Oct. 16	DB Jason Oliver (Oklahoma St.)
1994	
Nov. 26	DE Marc Pedrotti (Hawaii)
1996	
Nov. 23	LB Joe Love (Kansas)
1997	
Sept. 20	LB Barry Odom (Tulsa)
1998	
Oct. 17	CB Wade Perkins (Oklahoma)
Nov. 7	CB Wade Perkins (Colorado)
1999	
Oct. 30	NT Jeff Marriott (Texas Tech)
2000	
Nov. 13	DE Justin Smith (Baylor)
2002	
Sept. 30	CB R.J. Jones (Troy St.)
2005	
Oct. 10	DE Brian Smith (Oklahoma St.)
2006	
Sept. 11	LB Marcus Bacon (Mississippi)
Sept. 18	DE Brian Smith (New Mexico)

Oct. 23	S David Overstreet (Kansas State)
2007	
Sept. 4	SS Pig Brown (Illinois)
Oct. 22	SS Pig Brown (Texas Tech)
2008	
Sept. 2	DE Stryker Sulak (Illinois)
Sept. 22	LB Sean Weatherspoon (Buffalo)
2010	
Sept. 7	DE Aldon Smith (Illinois)
2011	
Sept. 12	LB Zaviar Gooden (Arizona State)
Oct. 31	CB E.J. Gaines (Texas A&M)
2012	
Sept. 17	SS Kenronte Walker (Arizona State) — POW
Oct. 29	DT Sheldon Richardson (Kentucky) — DL OF WEEK
2013	
Sept. 9	DE Markus Golden (Toledo) — DL OF WEEK
Sept. 16	DE Kony Ealy (Indiana) — DL OF WEEK
Sept. 30	DE Michael Sam (Arkansas St.) — DL OF WEEK
Oct. 7	DE Michael Sam (Vanderbilt) — DL OF WEEK
Oct. 14	LB Kentrell Brothers (Georgia) — POW
Oct. 21	DE Michael Sam (Florida) — POW
Dec. 2	CB E.J. Gaines (Texas A&M) — POW
2014	
Sept. 13	DE Shane Ray (UCF) — POW
Sept. 27	DE Shane Ray (South Carolina) — DL OF WEEK
Oct. 18	DE Shane Ray (Florida) — DL OF WEEK
Nov. 1	DE Shane Ray (Kentucky) — DL OF WEEK
Nov. 22	DE Markus Golden (Tennessee) — POW
2015	
Sept. 12	LB Kentrell Brothers (Arkansas State) — POW
2016	
Nov. 12	DE Charles Harris (Vanderbilt) — DL OF WEEK
Nov. 25	DE Marcell Frazier (Arkansas) — DL OF WEEK

**SPECIAL TEAMS**

2002	
Nov. 4	PR Marcus James (Iowa St.)
2003	
Dec. 1	PR Marcus James (Iowa St.)
2005	
Oct. 17	PK/P Adam Crossett (Iowa State)
2007	
Sept. 24	PR/KR Jeremy Maclin (Illinois State)
Nov. 19	PR/KR Jeremy Maclin (Kansas State)
Nov. 26	PK Jeff Wolfert (Kansas)
2008	
Sept. 2	PR/KR Jeremy Maclin (Illinois)
Sept. 15	PK Jeff Wolfert (Nevada)
2009	
Nov. 30	PK Grant Ressel (Kansas)
2010	
Oct. 25	KR Gahn McGaffie (Oklahoma)
2012	
Sept. 1	KR Marcus Murphy (SE Louisiana)
Oct. 1	KR Marcus Murphy (UCF)
Nov. 12	PK Andrew Baggett (Tennessee)
2013	
Nov. 25	DL Harold Brantley (Ole Miss)
2014	
Oct. 18	KR Marcus Murphy (Florida)
Nov. 28	PK Andrew Baggett (Arkansas)

# ACADEMIC ALL-CONFERENCE AWARDS

## 2017 MIZZOU FOOTBALL

### BIG SEVEN

1954	Jack Hurley, E Norden Stefanides, G J.W. Shiveley, Jr., G
1956	Jimmy Hunter, QB
1957	Mervin Johnson, T Tom Swaney, C

### BIG EIGHT

1958	Tom Swaney, C Fred Brossart, B
1959	Paul Henley, G Fred Brossart, B
1960	Paul Henley, G
1962	Tom Hertz, G
1963	David Gill, T Ronald Lurie, G
1964	Bill Powell, DT
1965	Carl Reese, FB Tom Lynn, DE Bill Powell, DT
1966	Chuck Weber, E Dan Schuppan, DE Bill Powell, DT Jim Whitaker, DB
1967	Jim Willsey, OG Gary Kombrink, QB Chuck Weber, HB John Meyer, DB
1968	Bill Schmitt, DE Carl Garber, G Nip Weisenfels, LB
1969	John Brown, DE John Cowan, DT Nip Weisenfels, LB Dennis Poppe, DB
1970	John Burns, OT Rocky Wallace, LB Steve Mizer, MG Nip Weisenfels, LB
1971	Dan Borgard, DE
1972	Greg Hill, K J.L. Doak, DE Dave Johnston, DE Ron Coppenbarger, DB
1973	Chris Kirley, OG
1974	Bill Ziegler, HB Dave Johnston, DE Ray Miller, DT
1975	Mike Owens, OT Dale Smith, DE
1976	Dale Smith, DE Chris Garlich, LB
1977	Mark Clark, OG Pete Allard, C David Legg, DE Chris Garlich, LB Jim Leavitt, DB
1978	Pete Allard, C Ray Stephens, DE Chris Garlich, LB
1979	Mark Jones, OG Ray Stephens, DE Eric Berg, LB
1980	Bob Meyer, RB Kendall Ponder, DE Van Darkow, LB
1981	Bob Meyer, RB Kendall Ponder, DE
1983	Phil Greenfield, C

	Tracey Mack, LB Buck Stinson, LB Terry Matchak, DB
1984	Tracey Mack, LB Wallace Snowden, DB
1985	Marlon Adler, QB
1986	Phil Pettey, OG
1987	Phil Schreiber, OT
1988	Smiley Elmore, RB Chris Jensen, TE
1989	Ted LePage, DB Cordell McKinney, DB Charles Murphy, DB
1990	Kent Kiefer, QB Tom Reiner, LB
1991	Phil Johnson, QB Kent Gardner, LB Mike Jadlot, DB
1992	Mike Bedosky, OG Tim Burke, DT Mike Jadlot, WR Rick Lyle, DE Marc Pedrotti, DE
1993	Mike Bedosky, OG Matt Burgess, C Mike Jadlot, WR Rick Lyle, DE Matt Pearce, OG
1994	Marc Pedrotti, DE
1995	Bo Adams, SS Chris Barrows, OG/C Brandon Corso, QB Matt Dowil, OG Mark Norris, K

### BIG 12

1996	<u>1st Team</u> Corby Jones, QB John McArthur, QB Tim Mittelstadt, DT Mark Norris, K Jake Stueve, TE <u>2nd Team</u> Craig Heimburger, OL Todd Neimeyer, OL Paul Schmanke, LB Cliff Smith, OL
1997	<u>1st Team</u> Corby Jones, QB Tim Mittelstadt, DG Cliff Smith, OG Jake Stueve, TE <u>2nd Team</u> Todd Neimeyer, OT
1998	<u>1st Team</u> John Dausman, WR Tim Geiger, K Corby Jones, QB Cliff Smith, OG Jake Stueve, TE <u>2nd Team</u> Kent Layman, WR Jeff Marriott, NT Todd Neimeyer, OT Vince Sebo, P
1999	<u>1st Team</u> Steve Erickson, DT Kirk Farmer, QB Tim Geiger, K Kent Layman, WR

	Jamonte Robinson, LB Justin Smith, DE <u>2nd Team</u> Ben Davidson, TE Joe Glauberman, OL Julian Jones, DB Rob Riti, OL Vince Sebo, P
2000	<u>1st Team</u> John Dausman, WR Rob Droege, OT A.J. Ricker, C Chris Ryan, DE <u>2nd Team</u> Marcus Caldwell, DB Jared Gilpin, P Justin Smith, DE
2001	<u>1st Team</u> Ben Davidson, TE Jim Dougherty, QB Rob Droege, OT Kirk Farmer, QB Rusty Groth, DL Terrell Mills, DE Phil Pitts, DL Chris Ryan, DT <u>2nd Team</u> Marcus Caldwell, DB Jared Gilpin, P Brock Harvey, P Kevin Johnson, CB T.J. Leon, TB Duke Revard, LB A.J. Ricker, C
2002	<u>1st Team</u> Rob Droege, OT Kirk Farmer, QB Brian Fuller, OS Rusty Groth, DL Brian Heits, OL T.J. Leon, TB Clint Matthews, TE Phil Pitts, DE A.J. Ricker, C Shan Schaufler, TB <u>2nd Team</u> Brock Harvey, P Marcus James, WR Terrell Mills, DE
2003	<u>1st Team</u> Russ Bell, DT Rob Droege, OT Todd Gohsler, P Rusty Groth, DL Brock Harvey, P Marcus James, WR <u>2nd Team</u> Clint Matthews, TE Derrick Ming, LB David Overstreet, S Phil Pitts, DL
2004	<u>1st Team</u> Adam Crossett, P/PK Brad Ekwerekwu, WR Jason Gannon, TE Joe Gianino, OG Brock Harvey, P Andrew Hoskins, WR Clint Matthews, TE Zach Strom, C <u>2nd Team</u>

	Derrick Ming, LB Phil Pitts, DL Jason Ray, WR Beau Viehmann, TB
2005	<u>1st Team</u> Adam Crossett, P/PK Zach Kaufflin, DL Derrick Ming, LB Scott Wheatley, DL <u>2nd Team</u> Brad Ekwerekwu, WR Quincy Wade, S
2006	<u>1st Team</u> Brock Christopher, LB Adam Crossett, P Chase Daniel, QB Kurtis Gregory, OL Andrew Hoskins, WR Darren Meade, DB James Stigall, OL Phinney Troy, OL Dain Wise, OL Jeff Wolfert, PK <u>2nd Team</u> Chase Coffman, TE Jon Gissinger, TE
2007	<u>1st Team</u> Steven Blair, DL Adam Crossett, P Chase Daniel, QB Kurtis Gregory, OL Chase Patton, QB James Stigall, OL Dain Wise, OL Jeff Wolfert, PK Tim Barnes, OL Jeff Gettys, LB Tyler Luellen, OL John Ruth, LB Adam Spieker, OL Lorenzo Williams, DL
2008	<u>1st Team</u> Colin Brown, OL Chase Daniel, QB Chase Patton, QB Dain Wise, OL Jeff Wolfert, PK Austin Wuebels, OL <u>2nd Team</u> Kurtis Gregory, OL Ziggy Hood, DT
2009	<u>1st Team</u> Blaine Gabbert, QB Zaviar Gooden, LB Kurtis Gregory, OL Grant Ressel, PK Travis Ruth, OL Robert Steeples, DB Austin Wuebels, OL <u>2nd Team</u> Will Ebner, LB Dan Hoch, OL Jerrell Jackson, WR Kenji Jackson, S Andrew Jones, TE Wes Kemp, WR De'Vion Moore, TB Mike Prince, OL Forrest Shock, WR Chris Willett, TE

# ACADEMIC AWARD WINNERS

## 2017 MIZZOU FOOTBALL

2010	<p><u>1<sup>st</sup> Team</u>                      Brayden Burnett, DL                      Dan Hoch, OL                      T.J. Moe, WR                      Grant Ressel, PK                      Travis Ruth, OL                      Austin Wuebbels, OL</p> <p><u>2nd Team</u>                      Justin Britt, OL                      Jimmy Costello, QB                      Will Ebner, LB                      Marvin Foster, DL                      Blaine Gabbert, QB                      Jerrell Jackson, WR                      L'Damian Washington, WR                      Matt White, S</p>
2011	<p><u>1<sup>st</sup> Team</u>                      Brayden Burnett, DE                      Jimmy Costello, QB                      Dan Hoch, OL                      Matt Hoch, DL                      Marcus Lucas, WR                      T.J. Moe, WR                      De'Vion Moore, TB                      Mitch Morse, OL                      Grant Ressel, PK                      Travis Ruth, OL                      Austin Wuebbels, OL</p> <p><u>2nd Team</u>                      Trey Barrow, P                      James Franklin, QB                      Jerrell Jackson, WR                      Tony Randolph, LB                      Andrew Wilson, LB</p>

### SEC

2012	<p><u>Academic Honor Roll</u>                      Trey Barrow, P                      Michael Brennan, LB                      Christian Brinser, P                      Jimmy Burge, DL                      Brayden Burnett, DL                      Taylor Chappell, OL                      Max Copeland, OL                      Tyler Davis, TB                      Alex Demczak, QB                      Will Ebner, LB                      Clayton Echard, DL                      Elvis Fisher, OL                      Marvin Foster, DL                      Michael Godas, DB                      Zaviar Gooden, LB                      Mark Hill, OL                      Matt Hoch, DL                      Tyler Hunt, TB                      Wesley Leftwich, WR                      Connor McGovern, OL                      Jack Meiners, OL                      T.J. Moe, WR                      Mitch Morse, OL                      Blake Owens, PK                      Joe Plevel, WR                      Randy Ponder, DB                      Travis Ruth, OL                      Andrew Wilson, LB</p>
2013	<p><u>Academic Honor Roll</u>                      Michael Brennan, LB                      Christian Brinser, P                      Justin Britt, OL                      Brayden Burnett, DE                      Taylor Chappell, OL                      Sean Culkin, TE</p>

	<p>Tyler Davis, TB                      Clayton Echard, TE                      Marvin Foster, DL                      Michael Godas, LB                      Matt Hoch, DL                      Tanner Hull, LB                      Wesley Leftwich, WR                      Marcus Lucas, WR                      Connor McGovern, OL                      Nick Monaghan, OL                      Mitch Morse, OL                      Blake Owens, P                      Michael Scherer, LB                      Andrew Stevens, TB                      Morgan Steward, TB                      Greg White, TB                      Matt White, S                      Christian Williams, LB                      Jordan Williams, OL</p>
2014	<p><u>Academic Honor Roll</u>                      Alec Abeln, OL                      Corbin Berkstresser, QB                      Brock Bondurant, S                      Christian Brinser, P                      Cortland Browning, S                      Stephen Carberry, OL                      Taylor Chappell, OL                      Clayton Echard, TE                      Clarence Green, LB                      Charles Harris, DL                      Matt Hoch, DL                      Tanner Hull, LB                      Tyler Hunt, TB                      Jake Hurrell, TE                      Luke Jackson, PK                      Eric Laurent, WR                      Wesley Leftwich, WR                      Connor McGovern, OL                      Nick Monaghan, DL                      Mitch Morse, OL                      Marcus Murphy, TB/KR                      Mike Scherer, LB                      Anthony Sherrills, DB                      Andrew Stevens, TB                      Morgan Steward, TB                      Christian Williams, LB</p>
2015	<p><u>Academic Honor Roll</u>                      Alec Abeln, OL                      Turner Adams, PK                      Samson Bailey, OL                      Andy Bauer, OL                      Brock Bondurant, S                      Cortland Browning, S                      Jeffrey Cathey, DL                      Taylor Chappell, OL                      Sean Culkin, TE                      Clayton Echard, TE                      Mike Fairchild, OL                      Clarence Green, LB                      Mitch Hall, OL                      Tyler Hanneke, DL                      Charles Harris, DL                      Tanner Hull, LB                      Tyler Hunt, TB                      Jake Hurrell, TE                      Luke Jackson, PK                      Brian Kurz, WR                      Eric Laurent, WR                      Wesley Leftwich, WR                      Nick Monaghan, LB                      Tanner Owen, P                      Justin Piazza, LB                      Eddie Printz, QB</p>

	<p>Adam Roland, OL                      Michael Scherer, LB                      Andrew Stevens, TB                      Christian Williams, LB</p>
2016	<p><u>Academic Honor Roll</u>                      Turner Adams, PK                      Samson Bailey, OL                      Andy Bauer, OL                      Eric Beisel, LB                      Brock Bondurant, S                      Jake Brents, WR                      Joey Burkett, LB                      Andrew Carr, DB                      Nate Crawford, OL                      Sean Culkin, TE                      Corey Fatony, P                      Thomas Grossman, OL                      Tyler Hanneke, TE                      A.J. Harris, OL                      Tanner Hull, LB                      Jake Hurrell, LS/TE                      Luke Jackson, PK                      Eric Laurent, WR                      Donavin Newsom, LB                      Adam Roland, OL                      Michael Scherer, LB                      Jacob Trump, LB                      Marvin Zanders, QB</p>

### ACADEMIC ALL-AMERICANS

1962	Tom Hertz, G
1965	Bill Powell, DT — 1st Team
1966	Dan Schuppan, DE — 1st Team Bill Powell, DT — 1st Team
1968	Carl Garber, G
1970	Nip Weisenfels, LB — 1st Team Rocky Wallace, DT — 2nd Team
1972	Greg Hill, K — 1st Team
1976	Chris Garlich, LB — 2nd Team
1978	Chris Garlich, LB — 2nd Team
1979	Eric Berg, LB — 2nd Team
1981	Van Darkow, LB — 1st Team Kendall Ponder, DL — 2nd Team
1987	Vincent Keil, LB — 2nd Team
1990	Kent Kiefer, QB — 2nd Team
1993	Matt Burgess, C — 1st Team
1998	Jake Stueve, TE — 1st Team
2003	Rob Droegge, T — 1st Team
2007	Adam Crossett, P — 1st Team
2013	Matt Hoch, DL — 2nd Team

### NCAA POSTGRADUATE SCHOLARS

1966	Tom Lynn, DE
1967	Jim Whitaker, DB
1969	Chuck Weber, HB
1971	Nip Weisenfels, LB
1979	Chris Garlich, LB
1981	Van Darkow, LB

### NATIONAL FOOTBALL FOUNDATION SCHOLAR-ATHLETES

1960	Fred Brossart, HB
1963	David Gill, T
1966	Bill Powell, DT
1978	Chris Garlich, LB
1981	Van Darkow, LB
1990	Kent Kiefer, QB
1993	Mike Bedosky, OG
1998	Corby Jones, QB
2003	Rob Droegge, T
2005	Brad Smith, QB
2008	Chase Daniel, QB

### 3-TIME FIRST-TEAM ACADEMIC ALL-CONFERENCE SELECTIONS

Tom Swaney, C	1957-58-59
Fred Brossart, B	1958-59-60
Paul Henley, G	1959-60-61
Bill Powell, DT	1964-65-66
Nip Weisenfels, LB	1968-69-70
Chris Garlich, LB	1976-77-78
Mike Jadlot, WR	1991-92-93
Corby Jones, QB	1996-97-98
Jake Stueve, TE	1996-97-98
Kirk Farmer, QB	1999-2001-02
Rob Droegge, OT	2000-01-02-03
Adam Crossett, P/PK	2004-05-06-07
Chase Daniel, QB	2006-07-08
Dain Wise, OL	2006-07-08
Jeff Wolfert, PK	2006-07-08
Austin Wuebbels, OL	2008-09-10-11
Grant Ressel, PK	2009-10-11
Travis Ruth, OL	2009-10-11
Brayden Burnett, DL	2010-11-12-13
T.J. Moe, WR	2010-11-12
Matt Hoch, DL	2011-12-13-14
Mitch Morse, OL	2011-12-13-14
Christian Brinser, P	2012-13-14
Taylor Chappell, OL	2012-13-14-15
Clayton Echard, TE	2012-13-14-15
Tyler Hunt, RB	2012-14-15
Wesley Leftwich, WR	2012-13-14-15
Connor McGovern, OL	2012-13-14
Sean Culkin, TE	2013-15-16
Tanner Hull, LB	2013-14-15-16
Nick Monaghan, DL	2013-14-15
Michael Scherer, LB	2013-14-15-16
Andrew Stevens, RB	2013-14-15
Christian Williams, LB	2013-14-15
Brock Bondurant, S	2014-15-16
Jake Hurrell, LS/TE	2014-15-16
Luke Jackson, PK	2014-15-16
Eric Laurent, WR	2014-15-16

# ALL-STAR GAME PERFORMERS

2017 MIZZOU FOOTBALL

<b>BLUE AND GRAY CLASSIC</b>		Kevin Potter, DB _____	1982	John Waldorf, HB _____	1930
<b>MISSOURI ALL-STARS: 89</b>		Bill Powell, T _____	1966	Tom Whelihan, P/K _____	1987
Bud Abell, E _____	1964	Bob Ritter, E _____	1964	Kellen Winslow, TE _____	1978
Harold Adams, QB _____	1941	Steve Sadich, G _____	1974	<b>NORTH-SOUTH SHRINE GAME</b>	
Marlon Adler, P _____	1985	Tony Scardino, QB _____	1954	<b>MISSOURI ALL-STARS: 11</b>	
Clayton Baker, DB _____	1996	Pete Scott, OG _____	1989	Lorenzo Brinkley, DB _____	1972
Robert Bauman, FB _____	1954	George Shorthose, WR _____	1984	Curtis Brown, RB _____	1976
Carl Bax, OT _____	1988	Joe Stewart, FL _____	1977	Harold Burnine, E _____	1955
Norm Beal, HB _____	1961	Tommie Stowers, FB _____	1989	Earl Denny, HB _____	1967
Dwayne Blakley, TE _____	2001	Henry Stuckey, DB _____	1971	John Douglas, LB _____	1968
Loyd Brown, C _____	1953	James Taylor, OT _____	1977	Jim Hook, QB _____	1952
Paul Browning, G _____	1956	Ron Taylor, QB _____	1961	Larron Jackson, OT _____	1971
Tim Bruton, TE _____	1990	Morris Towns, OT _____	1976	Curtis Jones, DT _____	1968
Ken Bungarda, DT _____	1978	Vince Turner, HB _____	1963	Larry McDevitt, C _____	1976
Harold Burnine, E _____	1955	Darrell Wallace, RB _____	1987	John Moseley, DB _____	1973
Dick Chapura, DE _____	1986	Jay Wallace, DT _____	1970	Steve Pisarkiewicz, QB _____	1976
John Clay, OT _____	1986	Russ Washington, T _____	1967	<b>SENIOR BOWL</b>	
Joe Close, TE _____	1986	William Wegener, G _____	1961	<b>MISSOURI ALL-STARS: 59</b>	
Linzy Collins, WR _____	1990	Tom Whelihan, P/K _____	1987	Danario Alexander, WR _____	2010
Steve Crapo, DB _____	1981	Curtis Wilson, C _____	1988	Butch Allison, T _____	1966
Carl Crawford, HB _____	1961	Pete Woods, QB _____	1977	Ed Blaine, G _____	1962
DeMontie Cross, DB _____	1996	Jim Whitaker, DB _____	1966	Evan Boehm, C _____	2016
Jeff Cross, DE _____	1987	Owen Wortell, T _____	1958	Dick Braznell, HB _____	1950
Robert Curry, DT _____	1984	<b>*Most Valuable Player</b>		Kentrell Brothers, LB _____	2016
Darryl Darling, DT _____	1988	<b>EAST-WEST SHRINE GAME</b>		Harold Burnine, E _____	1956
Jefferson Davis, C _____	1942	<b>MISSOURI ALL-STARS: 42</b>		Mike Carroll, G _____	1970
Tony Davis, TE _____	1984	Josh Augusta, DL _____	2017	Win Carter, HB _____	1950
Ken Downing, DB _____	1975	Jaron Baston, DL _____	2010	Dick Chapura, DE _____	1986
Vic Eaton, QB _____	1954	Mike Bedosky, OG _____	1993	Butch Davis, DB _____	1970
Stacy Elliott, DE _____	1992	Ed Blaine, G _____	1961	Robert Delpino, RB _____	1987
Ted Follin, T _____	1953	Justin Britt, OL _____	2014	John Douglas, LB _____	1968
Randy Frisch, DT _____	1976	Charlie Brown, HB _____	1966	Michael Egnew, TE _____	2012
Tony Galbreath, HB _____	1975	Don Chadwick, G _____	1958	Gerry Ellis, RB _____	1980
Earl Gant, RB _____	1978	Paul Christman, QB _____	1941	Atiyah Ellison, DL _____	2005
Jeff Gaylord, DT _____	1981	John Clay, OT _____	1986	Robert Fuchs, C _____	1950
Andy Gibler, TE _____	1982	Chase Daniel, QB _____	2009	Tony Galbreath, RB _____	1976
Steve Hamilton, DT _____	1978	Mike Fitzgerald, G _____	1943	Earl Gant, RB _____	1979
James Harrison, FB _____	1970	Will Franklin, WR _____	2008	Jeff Gaylord, DT _____	1982
John Henley, E _____	1971	Jack Frye, QB _____	1937	Zaviar Gooden, LB _____	2013
Paul Henley, G _____	1961	Justin Gage, WR _____	2003	Steve Hamilton, DT _____	1979
Don Hopkins, T _____	1957	E.J. Gaines, CB _____	2014	James Harrison, FB _____	1971
*Jimmy Hunter, QB _____	1956	Jeff Gaylord, DT _____	1981	Ziggy Hood, DT _____	2009
Jeff Jacke, K _____	1992	Conrad Goode, OT _____	1984	Jim Hunter, QB _____	1957
Demetrious Johnson, CB _____	1982	David Gill, G _____	1963	Larron Jackson, OT _____	1971
Mario Johnson, DT _____	1991	Mel Gray, FL _____	1971	John Kadlec, G _____	1951
Merv Johnson, T _____	1957	Dominique Hamilton, DT _____	2012	Gary Lane, QB _____	1966
Adrian Jones, DB _____	1989	Craig Heimburger, OG _____	1999	Steve Martin, DT _____	1996
Julian Jones, DB _____	2000	Tom Hertz, G _____	1962	Terry Matichak, DB _____	1984
Michael Jones, FB _____	1990	Conrad Hitchler, E _____	1962	Connor McGovern, T _____	2016
Dave Kniptash, OT _____	1985	Jim Johnson, E _____	1962	Erik McMillan, SS _____	1987
Ralph Kubinski, G _____	1963	Mark Jones, G _____	1979	Terry McMillan, QB _____	1970
Jim Leavitt, DB _____	1977	John Kadlec, G _____	1951	Bob Meyer, RB _____	1982
Rick Lyle, DE _____	1993	James Keckeris, T _____	1947	William Moore, S _____	2009
Tracey Mack, LB _____	1984	Maurice Kirk, G _____	1938	Gus Otto, FB _____	1965
Darryl Major, LB _____	1994	Erik McMillan, SS _____	1987	Francis Peay, T _____	1966
Henry Marshall, WR _____	1975	Aarion Penton, CB _____	2017	Aarion Penton, DB _____	2017
Erik McMillan, SS _____	1987	Kurt Petersen, T _____	1979	Gene Pepper, T _____	1950
Mark Miller, E _____	1974	Brock Olivo, RB _____	1998	Steve Pisarkiewicz, QB _____	1977
Lee Mungai, T _____	1967	Charles Rash, G _____	1958	Bill Powell, DT _____	1967
Gene Oliver, LB _____	1963	Don Reece, FB _____	1943	Howard Richards, OT _____	1981
Carl Osterloh, C _____	1956	A.J. Ricker, C _____	2004	Rob Riti, C _____	2000
Gus Otto, FB _____	1964	William Rowekamp, FB _____	1953	Johnny Roland, DB _____	1966
Phil Pettey, OG _____	1986	Edward Stephens, FB _____	1951	Martin Rucker, TE _____	2008
Scott Pickens, LB _____	1974	Bob Steuber, HB _____	1943	Warren Seitz, QB/WR _____	1985
Steve Pisarkiewicz, QB _____	1976	Stryker Sulak, DE _____	2009	Don Smith, HB _____	1961
Kyle Pooler, K/P _____	1994	Steve Vandegrift, DE _____	1988		
Al Portney, T _____	1966				
Carlos Posey, DB _____	1999				

Ed Stephens, FB	1951
Joe Stewart, WR	1978
James Taylor, OT	1978
Vince Turner, DB	1964
Jay Wallace, DT	1971
Russ Washington, T	1968
Sean Weatherspoon, LB	2010
Roger Wehrli, DB	1969
Devin West, TB	1999
Jim Whitaker, DB	1967
James Wilder, RB	1981
Kellen Winslow, TE	1979
Eric Wright, DB	1981

**HULA BOWL**

**MISSOURI ALL-STARS: 44**

Zack Abron, TB	2004
Jim Anderson, T	1969
Scott Anderson, C	1974
Victor Bailey, WR	1993
Mike Bedosky, OG	1994
Bobby Bell, LB	1984
Dwayne Blakley, TE	2002
Phil Bradley, QB	1981
Charlie Brown, HB	1967
Curtis Brown, RB	1977
Tim Bruton, TE	1991
Russ Calabrese, DB	1979
Shad Criss, CB	1998
Van Darkow, LB	1982
Brad Edelman, C	1982
Gerry Ellis, RB	1980
Mike Fink, DB	1973
Andy Gibler, TE	1983
Mike Hayes, OL	2002
Paul Henley, OG	1963
Tom Hertz, G	1963
Conrad Hitchler, E	1963
Mario Johnson, DT	1992
Mark Johnson, T	1975
Corby Jones, QB	1999
Frank Jones, WR	1996
Marcus King, CB	2006
Danny LaRose, E	1961
Barry Lischner, FB	1968
Mike Magac, T	1960
Henry Marshall, WR	1976
Mike Newman, DB	1977
Brock Olivo, RB	1998
Howard Richards, OT	1981
A.J. Ricker, C	2004
George Shorthose, WR	1984
Russ Sloan, E	1960
Brad Smith, QB	2006
Jon Staggers, FL	1970
Tommie Stowers, FB	1990
Morris Towns, OT	1977
Bruce Van Dyke, OT	1966
Roger Wehrli, DB	1969
Pete Woods, QB	1978

**COACHES ALL-AMERICAN GAME**

**MISSOURI ALL-STARS: 17**

Jim Anderson, T	1968
Scott Anderson, C	1973
Joe Buerkle, C	1964

Butch Davis, DB	1969
Ken Downing, DB	1976
Tom Hertz, G	1962
Conrad Hitchler, E	1962
Gary Lane, QB	1965
Ron McBride, FB	1969
Terry McMillan, QB	1969
Henry Marshall, WR	1976
Gus Otto, FB	1964
Francis Peay, T	1965
Johnny Roland, DB	1965
Rocky Wallace, T	1970
Russ Washington, T	1967
Roger Wehrli, DB	1968

**COLLEGE ALL-STAR GAME**

**MISSOURI ALL-STARS: 28**

Ed Blaine, T	1962
Lorenzo Brinkley, DB	1972
Harold Burnine, E	1956
Paul Christman, QB	1941
Bill Dellastatious, HB	1944
Robert Eigelberger, G	1944
Robert Fuchs, C	1950
Tony Galbreath, RB	1976
Kenneth Haas, T	1940
Harry Ice, HB	1942
**Robert Jeffries, G	1942
James Keckeris, T	1944
Roger Kinson, C	1952
*Gary Lane, QB	1966
Danny LaRose, E	1961
Jack Lister, E	1943
Mike Magac, T	1960
Stanley Mondala, FB	1938
Joe Moore, HB	1971
Jack Morton, E	1944
Francis Peay, T	1966
Johnny Roland, HB	1966
George Seals, E	1964
Mel Sheehan, E	1949
Bob Steuber, HB	1943
Robert Waldorf, G	1940
Russ Washington, T	1968
Roger Wehrli, DB	1969

\*Most Valuable Player

\*\*Elected to Chicago Tribune All-America Team

**JAPAN BOWL**

**MISSOURI ALL-STARS: 11**

Phil Bradley, QB	1980
Victor Bailey, WR	1993
Curtis Brown, RB	1977
Tim Bruton, TE	1991
Linzy Collins, WR	1991
Van Darkow, LB	1981
Demetrious Johnson, DB	1982
Russ McCullough, OT	1992
George Shorthose, WR	1984
Morris Towns, OT	1977
Bill Whitaker, DB	1980

**OLYMPIA GOLD BOWL**

**MISSOURI ALL-STARS: 1**

Brad Edelman, C	1981
-----------------	------

**CHALLENGE BOWL**

**MISSOURI ALL-STARS: 4**

Pete Allard, C	1978
Ken Bungarda, DT	1978
Chris Garlich, LB	1978
Ron Suda, DT	1978

**LAS VEGAS ALL-AMERICA CLASSIC**

**MISSOURI ALL-STARS: 4**

Harry Colon, SS	1991
Adrian Jones, CB	1989
Thomson Omboga, WR	2005
Otis Smith, FS	1989

**THE VILLAGES GRIDIRON CLASSIC**

**MISSOURI ALL-STARS: 9**

Zack Abron, TB	2004
Rob Droege, OL	2004
Marquis Gibson, LB	1999
Michael Harden, DB	2004
Mike Hayes, OL	2001
James Kinney, LB	2005
Shirdonya Mitchell, CB	2005
Carlos Posey, DB	2000
Jamonte Robinson, LB	2001

**PARADISE BOWL**

**MISSOURI ALL-STARS: 2**

Antwaun Bynum, DE	2003
Taurus Ferguson, DB	2003

**TEXAS VS. THE NATION GAME**

**MISSOURI ALL-STARS: 8**

Marcus Bacon, LB	2007
Tim Barnes, C	2011
Colin Brown, OL	2009
Xzavie Jackson, DE	2007
Chase Patton, QB	2009
Jared Perry, WR	2010
Kevin Rutland, CB	2011
Adam Spieker, C	2008

**NFLPA COLLEGIATE BOWL**

**MISSOURI ALL-STARS: 1**

**Andrew Baggett, PK	2016
----------------------	------

\*Most Valuable Player

**TROPICAL BOWL**

**MISSOURI ALL-STARS: 1**

Sean Culkin, TE	2017
-----------------	------

# MIZZOU NFL DRAFT HISTORY

2017 MIZZOU FOOTBALL

Year	Round	Pick	Overall	Tiger	Team	Position
2017	1	22	22	Charles Harris	Dolphins	DE
2016	4	30	128	Evan Boehm	Cardinals	OL
	5	5	144	Connor McGovern	Broncos	OL
	5	23	160	Kentrell Brothers	Vikings	LB
2015	1	23	23	Shane Ray	Broncos	DE
	2	17	49	Mitch Morse	Chiefs	OL
	2	26	58	Markus Golden	Cardinals	DE
	6	25	201	Bud Sasser	Rams	WR
	7	13	230	Marcus Murphy	Saints	TB
2014	2	28	60	Kony Ealy	Panthers	DL
	2	32	64	Justin Britt	Seahawks	OL
	6	12	188	E.J. Gaines	Rams	CB
	7	34	249	Michael Sam	Rams	DL
2013	1	13	13	Sheldon Richardson	Jets	DL
	3	35	97	Zaviar Gooden	Titans	LB
2012	3	15	78	Michael Egnew	Dolphins	TE
2011	1	7	7	Aldon Smith	49ers	DL
	1	10	10	Blaine Gabbert	Jaguars	QB
	7	31	234	Andrew Gachkar	Chargers	LB
2010	1	19	19	Sean Weatherspoon	Falcons	LB
2009	1	19	19	Jeremy Maclin	Eagles	WR
	1	32	32	Ziggy Hood	Steelers	DL
	2	23	55	William Moore	Falcons	S
	3	34	98	Chase Coffman	Bengals	TE
	5	3	139	Colin Brown	Chiefs	OL
	6	26	199	Stryker Sulak	Raiders	DL
2008	4	6	105	Will Franklin	Chiefs	WR
	4	12	111	Martin Rucker	Browns	TE
2007	4	16	113	Brian Smith	Jaguars	DE
2006	4	6	103	Brad Smith	Jets	WR
	7	35	243	Tony Palmer	Rams	G
2005	3	25	89	Atiyah Ellison	Panthers	DT
	5	6	142	Damien Nash	Titans	RB
	6	17	191	C.J. Mosley	Vikings	DT
2003	5	8	143	Justin Gage	Bears	WR
	6	41	214	Keith Wright	Texans	DT
2001	1	4	4	Justin Smith	Bengals	DE
2000	5	32	161	Jeff Marriott	Patriots	DT
1999	5	30	163	Craig Heimbarger	Packers	C
1998	7	35	224	Ernest Blackwell	Chiefs	RB
	7	44	233	Ron Janes	Cardinals	RB
1996	5	19	151	Steve Martin	Colts	DT
1994	5	27	158	A.J. Ofodile	Bills	TE
1993	2	21	50	Victor Bailey	Eagles	WR
1992	10	14	266	Mario Johnson	Jets	DT
1991	8	1	196	Harry Colon	Patriots	DB
	8	13	208	Tim Bruton	Colts	TE
	9	12	235	Damon Mays	Cowboys	WR
	12	10	316	Linzy Collins	Packers	WR
1990	11	7	283	Tommie Stowers	Chargers	TE
1989	8	5	200	Carl Bax	Buccaneers	G
	9	24	247	Curtis Wilson	Patriots	C
1988	3	8	63	Erik McMillan	Jets	DT
	5	8	117	Robert Delpino	Rams	RB
	9	18	239	Jeff Cross	Dolphins	DE
1987	1	15	15	John Clay	Raiders	T
	10	26	277	Dick Chapura	Bears	DT
1986	10	11	260	Warren Seitz	Steelers	WR



# MIZZOU NFL DRAFT HISTORY

## 2017 MIZZOU FOOTBALL

Year	Round	Pick	Overall	Tiger	Team	Position
1985	4	25	109	Tony Davis	Seahawks	TE
	6	5	145	George Shorthose	Dolphins	WR
	11	20	300	Terry Matichak	Steelers	DB
1984	4	3	87	Conrad Goode	Giants	T
	4	7	91	Bobby Bell	Jets	LB
	8	27	223	Jeff Smith	Redskins	DB
	11	16	296	Craig White	Bills	WR
	12	27	335	Curtland Thomas	Redskins	WR
1983	5	3	115	Demetrious Johnson	Lions	DB
	9	2	226	Kevin Potter	Oilers	DB
	12	19	326	Andy Ekern	Patriots	T
1982	2	3	30	Brad Edelman	Saints	C
	4	5	88	Jeff Gaylord	Rams	LB
1981	1	26	26	Howard Richards	Cowboys	T
	2	6	34	James Wilder	Buccaneers	RB
	2	12	40	Eric Wright	49ers	DB
	5	12	123	Wendell Ray	Vikings	DE
	6	6	144	Johnnie Poe	Saints	DB
	7	6	172	Bill Whitaker	Packers	DB
	7	7	173	Ron Fellows	Cowboys	DB
1980	4	22	105	Kurt Petersen	Cowboys	DE
	7	27	192	Gerry Ellis	Rams	RB
1979	1	13	13	Kellen Winslow	Chargers	TE
	5	2	112	Earl Gant	Chiefs	RB
	9	1	221	Steve Hamilton	49ers	DT
	11	3	278	Ken Bungarda	Bengals	DE
1978	2	5	33	James Taylor	Saints	T
	4	20	104	Pete Woods	Chiefs	QB
	4	24	108	Joe Stewart	Raiders	WR
1977	1	11	11	Morris Towns	Oilers	T
	1	19	19	Steve Pisarkiewicz	Cardinals	QB
	3	3	59	Curtis Brown	Bills	RB
	7	19	186	Randy Frisch	Steelers	DT
	12	20	327	Curtis Kirkland	Redskins	DE
1976	2	4	32	Tony Galbreath	Saints	RB
	3	19	79	Henry Marshall	Chiefs	WR
	13	3	350	Kenny Downing	Saints	DB
1975	12	19	305	Mark Johnson	Bills	DE
	16	21	411	Mark Miller	Cardinals	WR
1974	3	25	77	Scott Anderson	Vikings	C
	5	22	126	John Kelsey	Cowboys	T
	8	9	191	Jim Schnietz	49ers	G
	9	15	223	Tom Reamon	Steelers	RB
	17	7	423	John Moseley	Cardinals	DB
1973	9	2	210	Mike Fink	Saints	DB
1972	4	2	80	Lorenzo Brinkley	Steelers	DB
	8	15	197	Henry Stuckey	Lions	DB
1971	1	11	11	Joe Moore	Bears	RB
	2	2	28	James Harrison	Bears	RB
	4	3	81	Larron Jackson	Oilers	T
	5	17	121	Rocky Wallace	Cardinals	LB
	6	17	147	Mel Gray	Cardinals	WR
	8	3	185	Tyrone Walls	Bills	RB

# MIZZOU NFL DRAFT HISTORY

2017 MIZZOU FOOTBALL

Year	Round	Pick	Overall	Tiger	Team	Position
1970	5	1	105	Jon Staggers	Steelers	DB
	8	25	207	Mike Carroll	Vikings	G
	10	5	239	Henry Brown	Patriots	K
	12	1	287	Butch Davis	Bears	DB
1969	1	19	19	Roger Wehrli	Cardinals	DB
	5	3	107	Jim Anderson	Eagles	G
	8	23	205	Elmer Benhardt	Cowboys	LB
	16	5	395	Bill Schmidt	Bengals	LB
1968	1	4	4	Russ Washington	Chargers	T
	4	14	97	John Doughlas	Cowboys	LB
	5	20	131	Mike Wempe	Browns	T
	12	22	322	Barry Lischner	Oilers	RB
1967	3	8	61	Earl Denny	Vikings	WR
	7	25	184	Bill Powell	Packers	LB
	10	1	238	Charlie Brown	Saints	WR
	12	5	295	Jim Whitaker	Dolphins	DB
	13	26	341	Gary Grossnickle	Saints	DB
	14	2	343	Bill Bates	Giants	K
1966	1	10	10	Francis Peay	Giants	T
	2	15	31	Butch Allison	Colts	T
	12	4	174	Bruce Van Dyke	Eagles	G
1965	4	12	54	Johnny Roland	Cardinals	RB
	9	13	125	Gary Lane	Browns	QB
1964	4	10	52	George Seals	Giants	DE
	9	8	120	Vince Turner	Colts	B
	17	4	228	Bud Abell	Cowboys	E
	20	10	276	Ralph Kubinski	Cardinals	G
	1963	7	10	94	Paul Underhill	Bears
1963	10	5	131	Bill Sierkerski	Colts	G
	14	7	189	Bill Tobin	49ers	B
	16	10	220	Andy Russell	Steelers	LB
	1962	2	14	28	Ed Blaine	Packers
1961	16	5	215	Bill Wegener	Cardinals	G
	2	9	23	Danny LaRose	Lions	E
	11	2	142	Norris Stevenson	Cowboys	B
1960	15	8	204	Mel West	Cardinals	B
	2	4	16	Mike Magac	49ers	G
1959	18	1	205	Bob Haas	Cardinals	HB
	24	10	286	Charley James	Giants	B
1958	29	11	348	Frank Czapla	Browns	T
1957	6	7	68	Jim Hunter	49ers	B
	11	10	131	Carl Osterich	Lions	C
	21	3	244	Chuck Mehrer	Packers	T
1956	16	8	189	Al Portney	Giants	T
	19	8	225	Ray Dettring	Giants	B
	22	11	264	Dick Fouts	Rams	E
1955	11	5	126	Vic Eaton	Steelers	B
	12	7	140	Hank Burnine	Giants	E
	25	5	294	Charlie Bull	Steelers	G
	26	4	305	Jim Jennings	Packers	E
1954	10	3	112	Bob Schoonmaker	Colts	B
1953	5	2	51	Nick Carras	Redskins	B
1952	20	6	235	Roger Kinson	Redskins	C
	24	11	288	Junior Wren	Browns	B

# MIZZOU NFL DRAFT HISTORY

## 2017 MIZZOU FOOTBALL

Year	Round	Pick	Overall	Tiger	Team	Position
1951	13	3	150	Ed Stephens	Packers	B
	19	4	223	Gene Ackerman	Cardinals	E
	20	7	238	John Glorioso	Eagles	B
	28	2	329	John Kadlec	Redskins	G
1950	2	11	25	Bob Fuchs	Rams	C
	6	5	71	Gene Pepper	Redskins	G
	7	12	91	Win Carter	Browns	B
	9	9	114	Dick Braznell	Bears	B
1949	7	7	68	Chet Fritz	Redskins	G
	20	10	201	Lloyd Brinkman	Eagles	B
1948	12	9	104	Mel Sheehan	Bears	E
	14	4	119	Hal (Bus) Entsminger	Yanks	B
	15	3	128	Eddie Quirk	Redskins	B
	23	6	211	Fred Kling	Packers	B
	26	3	238	Roland Oakes	Redskins	E
1947	3	1	14	Jim Kekeris	Lions	T
1946	1	8	8	Bill Dellastatious	Lions	B
	32	1	296	Joervin Henderson	Packers	C
1945	2	3	14	Paul Collins	Cardinals	B
	3	3	19	Bill Dellastatious	Steelers	B
	8	1	66	Tom Hughes	Steelers	T
	17	9	173	Jim Austin	Eagles	B
1944	9	8	84	Jack Morton	Bears	E
	15	1	143	Jack Carpenter	Cardinals	T
	17	11	175	Marshall Shurnas	Yanks	E
	27	3	277	Fred Bouldin	Lions	B
	30	8	315	Bernie Pepper	Bears	T
1943	1	9	9	Bob Steuber	Bears	RB
	17	6	156	Jack Lister	Giants	E
	22	3	203	Don (Bull) Reece	Dodgers	B
	23	1	211	Mike Fitzgerald	Lions	G
	24	5	225	Hal Adams	Rams	B
	27	5	255	Jeff Davis	Rams	C
1942	28	1	261	Bert Ekern	Lions	E
	7	10	60	Bob Jeffries	Bears	G
	9	1	71	Rayburn Chase	Steelers	B
	13	3	113	Bob Brenton	Eagles	T
	20	4	184	Norvell Wallach	Cardinals	T
1941	2	3	13	Paul Christman	Cardinals	QB
	17	2	152	Ray Schultz	Cardinals	G
1940	8	8	68	Roland (Bud) Orf	Redskins	E
	9	6	76	Bob Haas	Lions	T
	15	6	136	Stillman Rouse	Lions	E
	21	3	193	Mel Wetzel	Redskins	T
	22	1	196	Bob Orf	Lions	E
1939	5	5	35	Jack Kinnison	Dodgers	C
1937	5	5	45	Jack Frye	Steelers	B

# ALL-TIME LETTERWINNERS

## 2017 MIZZOU FOOTBALL

**NOTE - Jersey numbers included, where available (last number worn).**

### AAA

39	Abbingtion, Chase	2015
82	Abell, Harry	1963, 64
57	Abeln, Alec	2015, 16
63	Abrams, Verlie	1941, 42, 46, 47
38	Abron, Zack Levonne	2000, 01, 02, 03
82	Ackermann, Gene	1949, 50
17	Acy, DeMarkus	2016
4	Adams, Jimmy Wayne "Bo"	1992, 93, 94, 95
	Adams, Eaton	1922
18	Adams, Harold G.	1940, 41, 42
77	Adams, Paul	2016
63	Adams, Samuel	1967, 68, 69
10	Adler, Marlon	1982, 83, 84, 85
22	Ain, Sean	2000, 01
	Akerson, Hening	1904, 05
87	Alburtis, Bennie E.	1956, 57
	Alexander, Aubrey G.	1907, 08, 09
81	Alexander, Danario	2006, 07, 08, 09
5	Alexander, Van	2005, 06, 07, 08
55	Allard, Peter J.	1974, 76, 77, 78
	Allee, Gail	1894, 95
68	Allen, Reagan	1995
70	Allison, Buford	1963, 64, 65
41	Alnutt, Mark Michael	1993, 94, 95
12	Alton, Jack	1966
71	Alvarado, Tim	1990, 91, 92, 93
31	Amelung, William	1938
45	Anderson, Alfred	1943
	Anderson, Axel	1901, 03
78	Anderson, Donald Scott	1971, 72, 73
	Anderson, Edgar H.	1911
	Anderson, Elmer L.	1911
7	Anderson, Gary	1972
	Anderson, Harvey W.	1903, 04, 05, 06
77	Anderson, James	1966, 67, 68
	Anderson, Morris	1901
	Anderson, Sam J.	1891, 92, 93
64	Anderson, Tom	1978, 79, 81
53	Anderson, William P.	1975, 76, 77
	Andrews, Stanley	1919, 20
36	Androlewicz, Aloysius A.	1951, 52
	Angello, Joseph C.	1934
27	Angel, Ralph Richard	1968
	Anson, George Willis	1901, 02, 03
29	Anthony, Gary Leroyce	1999, 00, 01, 02
50	Appel, Russell Conrad	1994, 95, 96
44	Applegate, Keith	1991
	Arbeitman, Benjamin	1943
	Ardinger, Horace C.	1902, 03
80	Armstrong, Richard C.	1947, 48, 49
	Armstrong, Robert Jr.	1929, 30
	Asbury, A. Edgar Jr.	1931
	Asbury, Wilbert	1930, 31
	Asendorf, George	1892
32	Ashley, David J.	1947, 48, 49
97	Augusta, Josh	2013, 14, 15, 16
51	Austin, David	1970, 71
	Austin, Hal R.	1930, 31
23	Austin, James D.	1942, 46
81	Austin, John	1973, 74, 75
	Axline, Aaron G.	1907

### BBB

7	Bacchus, Robert Carl	1924, 25, 26
15	Bacon, Marcus	2003, 04, 05, 06
54	Baechle, Herman F.	1949, 50
99	Baggett, Andrew	2012, 13, 14, 15
56	Bailey, Samson	2015, 16
2	Bailey, Victor L.	1990, 91, 92

54	Bailey, William	1937
8	Baker, Clayton Deshone	1993, 94, 95, 96
29	Baker, Daniel	1989
	Baker, James M.	1929, 30
53	Ballard, Reggie	1989
26	Ballew, Robert	1944
3	Balota, Mike	1981, 83
27	Banta, Charles T.	1974, 75, 76
47	Barbo, Josh	2005, 06
22	Barbosa, Santio	1982, 83, 84
34	Barmann, Brian	2005
21	Barnes, Edward Brandon	2001, 02, 03
62	Barnes, Tim	2008, 09, 10
	Barnes, Walter Robert	1910
	Barnett, Gary	1968
79	Barrickman, Guy	1954, 56
97	Barrow, Trey	2010, 11, 12
65	Barrows, Christopher Brad	1993, 94, 95
56	Bartlett, Bradley C.	1991, 92
	Barton, George Allen Jr.	1911, 12
	Bass, Andrew J.	1896
18	Bass, Henry B.	1916, 17, 18
22	Bastable, John M.	1970, 71, 72
96	Baston, Jaron	2006, 07, 08, 09
	Bateman, Jesse Oran	1893
46	Bates, William	1965, 66
83	Baum, Vernon	1945
35	Bauman, Robert Leo	1952, 53, 54
73	Bax, Carl	1985, 86, 87, 88
21	Beal, Norman L.	1959, 60, 61
39	Bean, Fabian	2003
68	Beasley, J.T.	2009
16	Beattie, George Charles	1940
95	Beattie, Mark	1971
71	Beaudean, Marland	1985
88	Beckett, Theodore C.	1974
79	Beckner, Terry Jr.	2015, 16
79	Bedosky, Michael John	1990, 91, 92, 93
34	Beger, Jack	1935, 36
52	Bekemeier, Tony	1979
38	Beisel, Eric	2014, 15, 16
96	Bell, Bobby	1981, 82, 83
68	Bell, Raymond Scott	1969, 70, 71
73	Bell, Russ Cavender	2002, 03
85	Benhardt, Elmer	1966, 67, 68
	Bennett, Floyd W.	1902
81	Bennett, Michael	1968, 69, 70
23	Benson, Maurice	1989, 90, 91, 92
69	Bentlage, Douglas R.	1976
35	Benton, Sean K.	1996, 98
36	Berg, Eric	1977, 78, 79
80	Berg, Marty	1965, 66, 67
13	Berkstresser, Corbin	2012, 15
35	Bernsen, Rich	1964, 65, 66
	Berry, Thomas, M.	1917
47	Bess, William D.	1976, 77, 78
10	Betty, Huston	1935, 36, 37
61	Biebel, Richard Travis	1995, 96, 97
36	Biggs, Fred J.	1934, 35
49	Billings, Ward H.	1977
12	Binion, Terrence Lajuan	1995, 96, 97
30	Binkholder, Ryan G.	2003
79	Birdwell, John	2011
	Birney, Abner	1901, 02
	Bittner, Frank E.	1930, 31
1	Black, Chris	2016
22	Black, DeVaughn	1998, 99
50	Blackburn, David	1984, 85
33	Blackwell, Ernest E.	1994, 95, 96, 97
66	Blaine, Edward H.	1959, 60, 61
17	Blair, DeSean	2015

53	Blair, Giles A.	1947, 48, 49
82	Blair, Ken	1978, 79, 80
95	Blair, Steven	2005, 06, 07
28	Blake, Kay Rogers	1994, 95
20	Blake, Pete	1977
47	Blakeman, John R.	1975
85	Blakley, Dwayne D.	1998, 99, 00, 01
72	Bland, Justin	1998, 99, 00, 01
	Blank, Theodor C.	1932, 33, 34
	Blanton, Horace H.	1896
11	Blanton, Kendall	2015, 16
	Blase, George	1933
	Blees, William A.	1911
	Bluck, James R.	1980, 09
	Blumer, Herbert	1919, 20, 21
71	Boain, Walter	1936, 37
	Bobbitt, A. N.	1906
	Bockemeier, Orval	1930, 31
77	Boehm, Evan	2012, 13, 14, 15
83	Bogard, Daniel C.	1969, 70, 71
	Bogie, Mord	1890
	Bohart, S. C.	1899
59	Bohner, Earnie	1976
58	Bokarae, Mike	1990
10	Bolden, Tavon	2010
84	Boliaux, Mike	1984, 85, 86, 87
	Bond, Arthur Doerr	1922, 23, 24
16	Bondurant, Brock	2016
8	Bonner, Donovan	2009, 11, 12, 13
45	Bonnett, Howard	1945, 46, 47, 48
76	Borgschulte, Donald J.	1951, 52
43	Boston, Kenneth	1963, 64, 65
	Botts, W. W.	1891
88	Boucher, George Larry	1956, 57, 58
35	Bouldin, Fred	1941, 42, 46
87	Bounds, Kenneth	1946, 47, 48, 49
42	Bourne, Harold	1934, 35
51	Bowen, Vernon	1941
75	Bowman, Lee	1946, 47
77	Boyd, Clyde	1950, 53
53	Boyd, Robert G.	1967, 68, 69
67	Boyd, Roger	1966, 67, 68
41	Boyd, Vernon	1984, 85, 86
85	Bracey, Greg	2007
	Bradley, Nick M.	1891
15	Bradley, Phil P.	1977, 78, 79, 80
43	Brady, John Taylor	1943
56	Brady, Walter	2015
	Brandon, E. C.	1896
90	Brantley, Harold	2013, 14
11	Brase, John Edwin	1953, 54
	Brayton, Paul	1928, 29, 30
43	Braznell, Richard M.	1947, 48, 49
54	Brennan, Michael	2013
30	Brenton, Robert Louis	1940, 41
26	Brents, Jake	2016
66	Brewer, Richard P.	1968
21	Bridges, Castine	2007, 08
	Brigham, F. H.	1895
86	Brinkley, Beau	2008, 09, 10, 11
47	Brinkley, Lorenzo	1969, 71
40	Brinkman, Loyd	1945, 46, 47, 48
	Brinkman, William F.	1959
92	Brinser, Christian	2013, 14
11	Brinton, Jack Albright	1939
66	Brisette, Howard	2004
88	Britt, Arnold	2005
68	Britt, Justin	2010, 11, 12, 13
55	Britts, Samuel A.	1969, 70, 71
3	Brockhaus, Jeff J.	1977, 78, 79, 80
	Brockmeyer, Oscar	1905

3	Brooks, Eddie Gene	1995, 96, 97, 98	40	Campbell, Joseph	1944	52	Colbert, Steven Albert	1998, 99, 00
9	Brooks, John "Earl"	1992, 93	75	Campbell, Julius Eugene	1954, 55	94	Colclasure, Charles, M.	1970
17	Brossart, Fred	1958, 59, 60	77	Caputo, Louis F.	1970	59	Cole, Adrian Damon	1999, 00, 01
10	Brothers, Kentrell	2012, 13, 14, 15	53	Carberry, Stephen	2014	61	Cole, Charles Lee	1989, 90, 91, 92
75	Brown, Bobby D.	1963, 64	4	Cardoza, Travis	2007	79	Cole, Donald E.	1975, 76, 77
18	Brown, Bradley W.	1972, 74, 75		Carideo, Angelo Jr.	1934		Cole, Sam Burnett	1933
47	Brown, Charles R.	1964, 65, 66		Carothers, Wm. Jackson	1906, 07, 08	80	Coleman, Artoris "Torey"	1996, 97
61	Brown, Colin	2006, 07, 08	28	Carpenter, Greg	1982	11	Coleman, Brandon	2006
13	Brown, Cornelius "Pig"	2006, 07	47	Carpenter, Jack	1941, 42	5	Coleman, Terrell	2002
25	Brown, Curtis	1975, 76	80	Carpenter, Thomas	1959, 60		Collins, D. Clinton	1913, 14, 15
24	Brown, Henry	1967, 68, 69	71	Carr, Robert E.	1974, 75	46	Collins, Jimmy	1989, 90
75	Brown, Howard Lamar	2003	21	Carras, Nicholas J.	1947, 48, 49, 52	4	Collins, Linzy	1989, 90
89	Brown, John Wesley	1969, 70, 71	66	Carroll, Michael	1967, 68, 69	25	Collins, William N.	1916, 17, 18, 19
2	Brown, Leonard	1944, 45, 46	2	Carter, Bruce	1974, 75, 76	7	Collins, Paul	1943, 44
54	Brown, Loyd Ray	1952, 53	73	Carter, Don	1978, 79		Collings, Max M.	1930, 31
2	Brown, Nate	2014, 15	40	Carter, Harold Gene	1949, 50, 51	21	Colon, Harry	1987, 88, 89, 90
	Brown, Miller	1926, 27, 28	10	Carter, Ralph John T.	1940, 41, 42		Combs, Clyde	1934, 35
76	Brown, Quinn	2011	33	Carter, Winford L.	1947, 48, 49	79	Comfort, George D.	1963, 64
5	Brown, Sammie Gene	1971	69	Cartwright, Zachary	1973	34	Condict, Travis	1990, 91
3	Browning, Cortland	2013, 14, 15	50	Case, Joel W.	1959		Conley, A. Hal	1892, 94, 95, 96
65	Browning, Paul Lynwood	1955, 56		Casteel, Wynne Sr.	1925		Conover, C. C.	1894
	Brownie, Walter	1890	64	Castle, Thomas Robert	1950, 51, 52		Consolver, George	1932, 33, 34
54	Bruns, Tony	1981, 82, 83		Castle, Vernon	1934, 35, 36	25	Cook, Greg L.	1967, 68
65	Bruns, Walter	1984	52	Cathcart, Cory	1984, 85, 86	55	Cook, Mike	2004, 05, 06
89	Bruton, Tim	1987, 88, 89, 90	82	Caver, James	1981, 82	25	Cook, Rickey	1972, 73, 74
11	Bryant, Darrell	1988	4	Caver, Jerome	1983, 84	77	Cooksey, James Howard	1964
	Bryant, J. W.	1904	66	Chadwick, Donald M.	1956, 57, 58		Coons, Clarence W.	1903
	Bucholz, William	1895	83	Chamberlain, Byron	1989, 91	12	Cooper, Clay Jr.	1938, 39
71	Buck, Christopher	1994, 95	62	Chappell, Taylor	2014, 15		Cooper, Grant	1935
63	Buck, Donald	1973, 74	74	Chapura, Dick	1982, 84, 85, 86		Cooper, Isace Benjamin	1898, 99
55	Budgetts, Ramone	1995		Chancey, Cameron	2014	50	Cooper, Thomas	1974, 75
43	Buhr, Tony	2010	38	Chase, Rayburn M.	1939, 40, 41	61	Copeland, Max	2012, 13
56	Buerkle, Joe	1962, 63, 64	55	Chase, Robert	1945	16	Copelin, Levi	2013
43	Buha, Petar C.	1970, 71	43	Chatman, Darryl Martin	1993-96	47	Corbett, Jaysen	2007
72	Bull, Charles L.	1951, 52, 53, 54	6	Chattin, Jeff	1979	97	Corby, Tarell	2006
76	Bullock Freeman M.	1947, 48, 49	48	Chavis, Tommy	2006, 07, 08	81	Corl, Ben	1987, 88
	Bundschu, Albert J.	1921, 22	28	Cheadle, Logan	2014, 15, 16	84	Corpeny, Elmer J.	1952, 53, 54
77	Bungarda, Ken J.	1978	12	Cherry, John E.	1972, 73		Corrigan, George W.	1896, 97, 98
	Bundgart, Alfred H.	1897	57	Chettle, Alan	1965	13	Corso, William Brandon	1994, 95
	Bunker, Herbert	1920, 21, 22		Childers, Lucius R.	1902, 03, 04	98	Coslet, Bart	2009, 10
87	Burbridge, Oliver H.	1977	50	Childress, Elgin	2005	12	Costello, Jimmy	2010, 11
91	Burge, Jimmy	2010, 11, 12	34	Chirumbolo, Joseph	1999, 00, 01	2	Coulter, Brian	2008, 09
69	Burgess, Matthew Stanley	1991, 92, 93		Chittenden, Donald W.	1917	34	Council, Myron E.	1938, 39, 40
82	Burk, Fred	1945	68	Christensen, Ken	1989	60	Cowan, John E.	1969, 70, 71
70	Burke, Timothy Patrick	1990, 91, 92		Christenson, James	1937	77	Cox, David L.	1967
34	Burkett, Joey	2014, 15, 16	44	Christman, Paul J.	1938, 39, 40	63	Cox, Ellis Ben	1948, 49
33	Burkhart, William Ray	1950, 51	34	Christopher, Brock	2005, 06, 07, 08	61	Cox, Hardin	1945, 48
7	Burdiitt, Brad	1982, 83, 84	57	Chukwuanu, Kene A.	2003	74	Cox, Lynn E.	1968
55	Burnett, Brayden	2010, 11, 12, 13		Clare, John Salle	1909		Cox, Stanley W.	1928, 29, 30
80	Burnine, Harold H.	1953, 54, 55	28	Clark, Bertram T. Jr.	1925, 26, 27	59	Cracraft, Brian Douglas	1994-97
73	Burns, John W.	1970	14	Clark, Jaleel	2010, 11, 12, 13		Craig, W.	1899
97	Burns, Pat	1983, 84	61	Clark, Joseph	1967, 68	82	Craig, William	1954, 55, 56
	Burruss, Loyd F.	1909, 10	63	Clark, Mark M.	1970, 71		Crain, Henry Walter	1907, 08, 09
10	Bussell, Leland	1943	65	Clark, Mark V.	1977		Cramer, Floyd B.	1897
99	Butler, David	2014	84	Clark, Tim	1985	47	Cramer, George Daniel	1956, 57
67	Butler, Herris	1973	65	Clarkson, Palmer L.	1951	39	Crane, Tyler	2007, 09
	Byars, Robert C.	1926, 27, 28		Clay, Henry R.	1915	13	Crapo, Steve	1979, 81
31	Bybee, Raymond E.	1972, 73, 74		Clay, James Ashton	1912, 13, 14	28	Crawford, Carl D.	1961, 62
4	Bynum, Antwaun J.	2001, 02	77	Clay, John	1983, 84, 85, 86	55	Crawford, Nate	2015
			54	Clay, Robert Anthony	1993	48	Creed, Edwin	1944
			17	Clemensen, Kenneth R.	1956, 57	28	Creekmore, Carl	1953
17	Calabrese, Russ	1977, 78	61	Clevenger, Sam	1944, 45	5	Criss, Shadwick Leon	1994, 95, 96, 97
75	Caldwell, James F.	1972, 73	52	Cliffe, Raymond D. Jr.	1944, 45, 47	74	Crittendon, Aaron A.	1998, 1999, 00, 01
48	Caldwell, Marcus	2000, 01	74	Clinger, Joel	2004, 05, 06	50	Crnko, Timothy	1967, 68, 69
79	Calhoun, Joseph R.	1958, 59, 60	68	Clinker, Tony	2004	80	Croak, Richard	1944, 45
	Callahan, Robert	1942	68	Clodfelter, Robert	1945	14	Crocker, Jack	1938, 39, 40
58	Calvin, Jason Rhen	1992	82	Close, Joe	1983, 85, 86	16	Crockett, Damarea	2016
6	Cameron, Ronnie	1985, 86, 87, 88		Coe, U. C.	1901	80	Crosby, Chris	2005
	Campbell, Hubert	1928, 29, 30	12	Coffey, Sean Christopher	2002, 03, 04, 05	9	Cross, DeMontie	1994, 95, 96
	Campbell, John	1990	45	Coffman, Chase	2005, 06, 07, 08	91	Cross, Jeff	1986, 87
			11	Coglizer, William A.	1924, 25	90	Crossett, Adam	2004, 05, 06, 07

CCC

# ALL-TIME LETTERWINNERS

# 2017 MIZZOU FOOTBALL

73	Crowl, Coby C.	1990, 91, 92
73	Crumpler, Jerry	1964
70	Cuellar, Malik	2015
80	Culkin, Sean	2013, 14, 15, 16
64	Culp, William	1974, 75
32	Cunningham, Bill	1939, 40
72	Curbow, Kelley	1971, 72, 73
20	Currence, Blaine	1939
	Currie, Malcolm	1904
66	Curry, Robert	1982, 83, 84
18	Curry, Terrence Deon	1999, 00, 03
	Curtis, Lloyd H.	1909, 10
21	Curtright, Jerry	1955, 56, 58
31	Czarcinski, George	1937
76	Czapla, Frank E.	1955, 56

## DDD

10	Daniel, Chase	2005, 06, 07, 08
24	Daniels, Maurice	1995
33	Dansdill, Richard J.	1975, 76, 77, 78
48	Darkow, Grant Van Dyke	1979, 80, 81
58	Darling, Darryl	1985, 86, 87, 88
84	Darnaby, Bryant	1965
37	Darr, James	1942, 46
80	Dausman, John E.	1998, 00
62	Davidson, Ben	1998, 1999, 01
	Davidson, Earnest E.	1900
	Davidson, Frank James	1933
48	Davis, Annise	1974, 76, 77
2	Davis, Connell	2006, 07
33	Davis, Dan	2001
86	Davis, Duane	1980, 81, 82
25	Davis, Jefferson W.	1940, 41, 42
40	Davis, John C.	1967, 68, 69
6	Davis, Larry	1975
35	Davis, Matt	2010
88	Davis, Tony	1981, 82, 83, 84
45	Davis, Tyler	2013
36	Dawdy, Charles	1943
15	Dawson, Frank R.	1947, 48
52	Dawson, Neal V.	1971
16	Day, Clement Michael	1946, 47
	Deatherage, William Newland	1907-09
	Delmund, Earl E.	1926, 27, 28
52	Dellastatious, William	1943, 44, 45
88	Delpino, Robert	1986, 87
73	Demien, David R.	1975
61	Dempsey, James	1982
34	Deneke, Robert E.	1950
7	Dennis, Kenya	2014, 15
80	Dennis, Terry	2011
45	Denny, Earl	1964, 65, 66
	Denny, J. Gilbert	1931
	Derry, Louis	1929
34	Detring, Ray	1953
33	Devora, Alejandro	1973
	Dexter, David	1911
44	Dickenson, Fred	1936, 38
34	Dickey, Lester	1979, 80
	Dills, Russell	1928, 29
15	Dilosa, Keyon	2015
70	Disselhoff, Dennis	1977, 78
90	Doak, James L.	1970, 71, 72
14	Doane, David	1955, 56
4	Doby, Ricky	1982
58	Dolan, Charles "C.T."	1998
	Doll, Alva Chester	1903
58	Donaldson, Brendan	2010, 11
75	Donley, John	1947, 48
92	Douglas, Eric R.	1995, 96

36	Douglas, John	1966, 67
82	Douglass, Charles L.	1973, 74, 75
	Douglass, W. Burr	1900, 06
10	Douglass, Ryan R.	1997, 98
11	Dougherty, James	1999, 01
	Dowdall, Guy C.	1896
77	Dowil, Matthew Thomas	1994, 95
80	Downer, Lamont	1976, 77, 78
70	Downey, Denis	1982
19	Downing, Kenny	1973, 74, 75
67	Doyle, Daniel D.	1965, 66
32	Doyle, Sean Justin	1999, 00, 01, 02
33	Drain, Eric	1982, 83, 84
52	Driskill, Jeff	1983
	Driver, William Lloyd	1906, 07, 08
76	Droege, Robert Louis	2000, 01, 02, 03
	Drumm, Enoch H.	1914
77	Dryden, Rob	1987
41	Duchek, Donald William	1938, 39, 40
19	Dudney, Robert Sidney	1971
36	Duffy, Patrick Robert	1997, 98, 99, 00
45	Dumas, Greg	1989
7	Duncan, Antoine	1999, 00, 01, 02
42	Duncan, Jack J.	1936, 37
	Dunckel, William C.	1913, 14
	Dunn, J. Earl	1898, 99
11	Dunn, Kenneth	1990, 91
50	Dusenbury, James	1947, 48, 49

## EEE

68	Eader, Michael	1963, 64, 65
47	Ealy, Kony	2011, 12, 13
95	Earnhardt, Chris	2008
39	Earthy, Eric	2000, 01
1	Easter, Caldrinoff	1995, 96, 97, 98
4	Easterly, Daniel	2011, 12, 13
12	Eaton, Victor Roe	1952, 53, 54
	Eaves, Donald	1930, 31
85	Ebinger, Robert	1948, 49, 50
32	Ebner, Will	2008, 09, 10, 12
82	Echard, Clayton	2013, 14, 15
7	Eckdahl, Jack	1941
55	Edelman, Brad M.	1978, 79, 80, 81
	Edmiston, George	1930, 31
	Edwards, Elmer F.	1917, 18, 19
1	Edwards, Kip	2009, 10, 11, 12
2	Edwards, Ryan Todd	2003, 04
	Edson, Robert	1932
82	Egnew, Michael	2008, 09, 10, 11
55	Eigelberger, Robert	1943, 45
78	Ekern, Andy	1980, 81, 82
30	Ekern, Herbert Nelson	1941, 42
83	Ekern, Herman Peter	1954
36	Ekern, Kirk	1985, 86, 87
39	Ekern, William Foster	1942, 43
86	Ekwerekwu, Bradley Ejoor	2003, 04, 05, 06
92	Elliott, Stacy C.	1989, 90, 91, 92
43	Ellis, George	1938, 39, 40
43	Ellis, Gerry L.	1977, 78, 79
	Ellis, J. M.	1901
	Ellis, Tom Montgomery	1902
97	Ellison, Atiyah Ramadan	2002, 03, 04
32	Elmore, Smiley	1987, 88, 89
48	English, E. Ardell	1935, 36, 37
11	Entsminger, Guy Harold "Bus"	1942, 46, 47, 48
15	Erickson, Chris	1982, 83
94	Erickson, Steven Arthur	1996, 97, 98
34	Erlinger, Kirk	1944
45	Esson, Ed	1983, 84, 85, 86
	Etter, Thomas H.	1923

79	Evans, Craig	1981
	Evans, George A.	1894, 95, 96
58	Evans, Lynn D.	1972, 73, 74
22	Everly, Dale	1936, 37, 40
41	Ewigman, Lee	2004
	Ewing, Ephriam M.	1908
48	Ewing, Mike	1966, 67
63	Ewing, Vernon	1936, 37, 38
21	Ewing, William	1944
25	Exler, Harry B.	1944

## FFF

4	Facinelli, Tony	1984, 85
46	Fagan, Michael P.	1975
46	Fair, Kevin	1986
14	Farmer, Kirk	1999, 2000, 01, 02
14	Farmer, Michael K.	1970, 71
17	Farris, Kenna	1943
	Fast, D. B.	1897
26	Fatony, Corey	2015, 16
	Faurot, Donald	1923, 24
	Faurot, Fred	1930, 32
	Faurot, Jaylyle	1932
5	Faurot, Robert L.	1937, 38, 39
36	Faust, Victor Joseph	1993, 94, 95
9	Fedak, Alex	1987
55	Feind, William J.	1957, 58
91	Fellows, Dion	1981
8	Fellows, Ron	1979, 80
	Ferguson, John	1934
6	Ferguson, Ralph E.	1924, 25
20	Ferguson, Taurus	2001, 02
20	Fessler, William Kueck	1951, 52
17	Fields, Harold "Chip"	1990, 91, 93
41	Fink, Paul M.	1970, 71, 72
38	Finke, David	1997
	Finkel, Barney	1934, 35
52	Fischer, William Patrick	1957
72	Fisher, Elvis	2008, 09, 10, 12
60	Fisher, Robert	1960
24	Fitzgerald, Michael E.	1940, 41, 42
41	Fitzgerald, Bob R.	1974, 75, 76
17	Fitzmaurice, Brad	1988
8	Flamank, George	1925, 26, 27
88	Fletcher, Jerold	1986, 87, 89, 90
25	Fletcher, Keith	1982
85	Floyd, Richaud	2016
25	Floyd, Ron	1983, 84, 85
64	Follin, Ted	1951, 52, 53
87	Ford, Brandon P.	1998, 99, 00
30	Ford, Kevin Donnell	1994, 95, 96, 97
35	Forrest, Gary	1978, 79
	Forrester, D. Bruce	1901
	Forster, August F.	1904
	Forster, Thomas D.	1919
94	Foster, Marvin	2010, 12, 13
66	Foster, Trey	12
27	Fountain, George E.	1968, 69, 70
	Fowler, Forest L.	1922
45	Fox, Jack L.	1953, 54
1	Franklin, James	2011, 12, 13
2	Franklin, William	2004, 05, 06, 07
6	Frazier, Anthony	1983, 84, 85
	Frazier, Aubrey	1905
88	Frazier, Lamont A.	1994
	Frazier, Leland	1901
16	Frazier, Marcell	2015, 16
93	Fredrickson, Benjamin Charles	2001, 02
1	Freeman, Joseph P.	1991, 92, 93, 94
72	Frieders, Gary	1965

12	Frier, John Jr.	1949
82	Frisch, David	1990
91	Frisch, Randy	1974, 75, 76
77	Fritz, Chester	1946, 47, 48
61	Frost, Lawrence P.	1971, 72
46	Frye, Jack	1935, 36
68	Frye, Jay	1986
71	Fuchs, Paul Albert	1950, 51, 52
54	Fuchs, Robert Harry	1946, 47, 48, 49
52	Fuchs, William M.	1949, 50, 51
	Fulbright, Jack	1920
60	Fuller, Brian	2002
50	Funk, Christopher "Brad"	1989, 90, 91

**GGG**

11	Gabbert, Blaine	2009, 10
6	Gachkar, Andrew	2007, 08, 09, 10
53	Gadt, Paul M.	1978, 79, 80
12	Gage, Justin Charles	1999, 00, 01, 02
	Gaines, Charles L.	1893
91	Gaines, Charles	2007
31	Gaines, E.J.	2010, 11, 12, 13
78	Galamba, Dick	1956
30	Galbreath, Tony	1974, 75
22	Gale, Richard	1939
	Gallagher, James J.	1911, 12, 13
	Gann, Charles W.	1928
49	Gannon, Jason	2004
23	Gant, Earl L.	1977, 78
34	Garavaglia, Thomas	1973, 74, 75
64	Garber, Carl	1966, 67, 68
2	Gardner, Jeff	1989
49	Gardner, Kent Curtis	1990, 91, 92
68	Garlich, Christopher J.	1975, 76, 77, 78
	Garner, Harold	1928, 29
47	Garrett, Cale	2016
8	Garrett, Justin	2007, 08
	Garvin, Clyde	1930
9	Garvin, Travis	1999
63	Garvis, Paul Willard	1959, 60, 61
41	Gasparac, Phil	1936
70	Gatti, Anthony	2013, 14
98	Gavins, Michael	1998, 99, 00
61	Gaylord, Jeff	1978, 80, 81
76	Gebhard, Kurt E.	1970
23	Geiger, Bruce	1960
18	Geiger, Timothy M.	1998
71	Gentry, Charles W.	1954
	Gentry, James H.	1897
	Gentry, Lee Morrison	1904
16	Gerau, Brandon	2009, 10, 11
	Gerker, Edward	1942
19	Gettis, Carl	2007, 08, 09, 10
35	Gettys, Jeff	2007, 08, 10
31	Ghnouly, Mike Pete	1948, 49, 50
	Ghrist, Donald	1942
57	Gianino, Joseph Mario	2002, 03, 04
9	Gibbons, Timothy	1974, 75, 76
28	Gibbs, Norman	1943
83	Gibler, Andy	1979, 80, 81, 82
97	Gibson, Craig	1971
	Gibson, James	1893, 94, 95
5	Gibson, John	2013, 14, 15, 16
9	Gibson, Marquis	1997, 98
21	Gibson, William M. Jr.	1925, 26, 27
5	Gie, Anthony N.	1978
46	Giffen, Chad	2001
	Gilbert, Clyde E.	1928
	Gilchrist, K. P.	1908, 09
38	Gilchrist, Leonard Mack	1961, 62, 64

50	Gilham, Richard D.	1953
71	Gill, David L.	1962, 63
	Gill, James P.	1931, 32
48	Gillespie, Brian	1991
	Gillespie, John W.	1970
11	Gillick, Tony G.	1972, 73, 74
2	Gilmore, Zain J.	1998, 1999, 00, 01
35	Gilpin, Jared	1999, 00, 01
	Giltner, John M.	1915, 16
43	Gissinger, Jon	2006, 07, 08, 09
	Gladden, J. Mack	1929, 31
71	Glauberger, Joseph Patrick	1997, 99, 00
84	Glauser, Louis J.	1945, 46
20	Glorioso, John S.	1948, 49, 50
19	Glosson, Edwin N.	1969, 70, 71
17	Goble, James E.	1973, 74, 75
	Goepel, Alex F.	1919, 20
35	Gohsler, Todd Robert	2003
33	Golden, Markus	2012, 13, 14
7	Goldsmith, Earl	2005, 06, 07, 08
86	Gonzalez, Miguel	1995
68	Gooch, Bobby Ray	1953, 54
76	Goode, Conrad	1980, 81, 82, 83
4	Gooden, Orlando Terrell "Doc"	2002, 03
25	Gooden, Zaviar	2009, 10, 11, 12
99	Grabner, Matt	2010
	Graham, B. R.	1892
	Graham, Robert M.	1914
20	Grantello, Charles A.	1925
	Graves, David B.	1914
	Graves, Dorcet V.	1906, 07, 08
	Graves, Paul T.	1910
21	Gray, Melvin D.	1968, 69, 70
91	Green, Anthony	1977, 78, 79, 80
40	Green, Clarence	2013, 14, 15
58	Green, Stan	1981, 82
15	Green, James Edward	1943
15	Green-Beckham, Dorial	2012, 13
53	Greenfield, Phillip	1982, 83, 84
15	Greenwood, Donald A.	1940, 41
63	Greenwood, Jay	1988, 89
	Greenwood, Victor Lee	1917
27	Gregory, Kenneth L.	1971, 72, 73
78	Gregory, Kurtis	2006, 07, 08, 09
95	Gregory, William John	1995
	Grenda, Herbert P.	1933, 34, 35
15	Griep, William	1956
24	Griffin, William E. Jr.	1967
48	Griggs, Avery Travis	1993
6	Gross, Joseph	1973, 74
11	Grossart, Randy	1973, 74, 75
95	Grossich, Darin	1986, 87
40	Grossnickle, Gary	1964, 65, 66
64	Groth, William Russell "Rusty"	2003
3	Groves, Jess Lee	1914, 15, 16
	Groves, Robert D.	1912, 13
30	Gudzin, Eugene	1938
76	Guender, Dave E.	1978, 79

**HHH**

63	Haag, Steven John	1994, 95, 96
48	Haas, Kenneth	1937, 38, 39
2	Haas, Robert L.	1957, 58, 59
	Hackney, Theodore	1909, 10, 11
	Hader, H. Townsend	1932, 33, 35
80	Hagens, Kevin	1986, 87
	Haggard, Homer Huston	1903, 04
35	Hailey, Robert Lynn	1950
6	Hairston, Raymond	1979, 80, 81, 82
60	Hall, Charles Clarke	1956

25	Hall, Chris	1988
	Hall, Delmer K.	1904
84	Hall, Emanuel	2015, 16
	Hall, Eugene Clinton	1909, 10, 11
	Hall, J. Holmes	1896
61	Hall, J.P.	2002
45	Hall, Mike	1991
69	Hall, Mitch H.	2012
73	Hall, Mitch L.	2013, 14, 15
	Hall, N.	1901
11	Hall, Noel Jr.	1944
24	Hall, Terez	2015
	Hamann, William H.	1937
	Hamilton, Brutus K.	1921
90	Hamilton, Dominique	2008, 09, 10, 11
33	Hamilton, Levi	2009
8	Hamilton, Paul Ambrose	1915, 16, 17
94	Hamilton, Steven	1976, 77, 78
62	Hammer, Irving	1956
10	Hammerich, Brad	1998, 99, 00, 01
81	Hampel, William Frank	1950
11	Handy, Jeff William	1991, 92, 93
	Hanley, L. G.	1932, 33
89	Hanneke, Tyler	2016
86	Hanners, Donald Ray	1952
32	Hansbrough, Russell	2012, 13, 14, 15
90	Harden, Cedric	1999, 00, 01
26	Harden, Michael D.	2000, 01, 02, 03
	Hardin, Verne A.	1919, 20, 21
	Harding	1898
41	Harlan, Ken L.	1978, 79, 80, 82
	Hardin	1898
	Harness, Jason B.	1999
55	Harold, Jordan	2016
94	Harper, Jeff	1988
99	Harper, Robert	1989, 90
12	Harrell, Forrest	1981
93	Harrell, Scott F.	1977, 79
33	Harrington, Dedrick Martell	2003, 04, 05, 06
69	Harris, A.J.	2016
24	Harris, Bobbie Gene	1951
91	Harris, Charles	2014, 15, 16
59	Harris, Samuel	1982
	Harris, Spencer F.	1897, 98
	Harris, William Clarence	1932, 33
64	Harrison, Chris Parish	1991, 92, 93
33	Harrison, James H.	1968, 69, 70
11	Harrison, Jarrell	2009, 10
36	Harry IV, Jake	2008, 09
	Harsh, William P.	1935
	Hartman, Fred	1929, 31
	Hartung, Paul	1899
13	Harvey, Brock Allen	2001, 02, 03, 04
	Hastings, Grant R.	1910, 11, 12
22	Hatfield, Woodrow	1931, 32, 33
95	Hatley, Rickey	2013, 14, 15, 16
84	Hauptman, Joseph M.	1968, 69
54	Hawkes, Mathew A.	1996
	Hawkins, Eugene	1927, 28
26	Hawkins, Reco	1981, 83
	Hawkins, Thomas	1983
58	Hayden, Quentin	1992
	Hayes	1900
63	Hayes, Michael S.	1999, 00, 01
	Hays, Robert S.	1922
	Hays, William H.	1902
	Hedrick, Lawrence H.	1904
70	Heidel, Frank	1935, 36, 37
57	Heimbürger, Craig Andre	1995, 96, 97, 98
71	Heits, Brian	2002
60	Hellerstedt, Jeffrey	1998





	Kennedy, Scott Jr.	1927, 28, 29	87	Laurent, Eric	2015, 16	61	Lurie, Ron	1962, 63
67	Kephart, Michael	1969, 70, 71	15	Lavender, William K.	1962	54	Luther, Robert G.	1970, 71
	Kerby, Kenneth	1930, 31, 32		Lawhon, James L.	1933, 34	59	Lyle, Richard James Earl	1990, 91, 92, 93
	Kershaw, Elmer H.	1921, 22	4	Lawrence, Kendial	2009, 10, 11, 12	83	Lynn, Thomas F.	1963, 64, 65
7	Kiefer, Kent	1989, 90	84	Layman, Kent David	1996, 97, 98, 99		Lyons, Carl Leroy	1926, 27, 28
	Kilgroe, Luther M.	1929, 30	61	Lazalier, Ray	1986	33	Lyons, Ryan Lee	1992, 93, 94
	Killiam, O. W.	1897	73	Lazaroff, David	2006	<b>MMM</b>		
	Kimes, H. G.	1930	1	Leach, Thomas	1988, 89, 90, 91	55	MacDonald, Darren	1986, 87, 88, 89
	Kimes, Ira, D.	1930		Leaphart, Charles William	1905	36	Mack, Tracey	1980, 82, 83, 84
7	Kincade, Arthur Johnson	2002, 03, 04, 05	40	Leavitt, James P.	1974, 75, 76, 77	9	Maclin, Jeremy	2007, 08
	King, Harold,	1919	69	Lechner, Stanley J.	1978, 79, 80	38	Macoubrie, David	1981, 82
34	King, Kenny	1985, 86, 87, 88	4	Lee, Brandon	2015, 16	57	Madison, Brad	2009, 10, 11, 12
36	King, Marcus Dale	2001, 02, 04, 05		Lee, Hilary	1926	40	Madison, Elliott Jerome	1991, 92, 93, 94
27	King, Ronald	1939	74	Lee, Robert	1955, 56, 57	76	Madison, Ryan	2006, 07, 08
24	Kinney, James Antoine	2001, 02, 03, 04	4	Leech, Robert William	1939	70	Magac, Michael S.	1957, 58, 59
67	Kinnison, Jack	1936, 37, 38	18	Leftwich, Wesley	2014, 15	14	Mahley, Henry	1935, 36, 37
54	Kinson, Roger Duane	1950, 51	56	Legg, David	1974, 75, 76, 77	55	Major, Darryl Michael	1991, 92, 93, 94
66	Kirk, Maurice	1935, 36, 37	24	Leibson, Dean R.	1976, 77	41	Makin, Thomas Tortt	1953
	Kirk, Robert Lawrence	1897	50	Leiding, Fred P.	1977, 79, 80	18	Malbrough, Marcus	2009, 10
	Kirk, Todd	1901	83	Leimbach, J. C. Jr.	1959	22	Mally, Steve A.	1977
72	Kirkland, Curtis L.	1976	79	Leisman, Miles	1988, 89, 90	32	Malvern, Glenn	1981, 82
52	Kirkpatrick, Mark A.	1974, 75, 76	21	Leistritz, William	1963	84	Manda, Edward A.	1971
	Kirkpatrick, William Lechter	1917		Lemire, Clarence P.	1910, 11, 12	92	Maples, Andy	2009
79	Kirley, Charles C.	1971, 72, 73	6	Lenhardt, Javan	1991, 92, 93	93	Marriott, Jeffrey Robert	1996, 97, 98, 99
54	Kistner, Richard C.	1965, 66	30	Leon, Thomas "T.J."	1999, 01, 02	89	Marshall, Henry H.	1972, 74, 75
	Klein, Archie B.	1965, 66	14	LePage, Ted	1987, 88, 89		Marshall, John Harris	1917
	Klein, Edward	1909, 10	56	Leshe, Steve	1983, 84, 85	49	Martin, Denzel	2014
65	Klein, Phillip E.	1949, 50	65	Levick, Michael J.	1971, 72, 73	67	Martin, James R.	1952, 55, 56
19	Kling, Fred	1942, 46, 47		Lewis, Charles L.	1919, 20, 21	54	Martin, Marcus Ferrell	1990, 91, 92
91	Klohmann, Rick	1984, 85	43	Lewis, Jason Augustus	1999, 00	98	Martin, Steve Albert	1992, 93, 94, 95
19	Knickman, Scott M.	1996, 97		Lewis, Jerry M.	1922, 23, 24	66	Marusic, Bronko	1947, 48, 49, 50
	Knight, John S.	1921, 22	10	Lewis, Leo E. III	1975, 76, 77, 78		Marvin, Paul E.	1929
72	Kniptash, David	1983, 84, 85		Liggett, E. C.	1897	33	Marx, William J.	1974, 75
	Knobel, Edmund W.	1910, 11, 12		Lightfoot, Allen G.	1920, 21, 22		Maschoff, Paul F.	1927, 28
	Koenigsdorf, Richard	1932, 33		Lincoln, Allen G.	1920, 21, 22	9	Mason, Dimetrios	2016
	Kolb, Edward M.	1917, 19	10	Lindenmeyer, Edgar W.	1924, 25, 26	10	Mason, Donald G.	1957
14	Kombrink, Gary	1966, 67		Lindenmeyer, Oliver	1929	64	Mason, Harry	1935, 36, 37
65	Kowalczyk, Thomas J.	1974, 75, 76	93	Lindley, Sid	1945	22	Mason, Maurice	1934, 35
82	Krahl, Greg	1981, 82, 83	64	Lineberry, Everett	1954	19	Massey, Brandon	2004, 05, 06
	Kramer, John	1898, 99	85	Lingerfelt, William Kelly	1993, 94, 95, 96	34	Matheny, Michael Joseph	2002, 03
74	Kramer, Jack	1981, 82, 83	48	Link, Charles R.	1971, 72, 73	20	Matichak, Terry	1982, 83, 84
25	Krugman, Daryl C.	1961, 62, 63	86	Linthacum, Larry	1987, 88, 89, 90	98	Matthews, Clinton Farrell	2001, 02, 03, 04
	Kruse, Carl	1899, 00	34	Lischner, Barry	1966, 67	78	Matthews, James W.	1975, 77, 78
63	Kubinski, Ralph C.	1962, 63	40	Lister, John Allen	1940, 41, 42	49	Matyas, George	1973
79	Kuhlman, Mark	1968, 69		Littell, William R.	1890	7	Mauk, Maty	2013, 14
23	Kuhlmann, Henry Norman "Hank"	1956, 57, 58	30	Little, Scott	1981	25	Mauser, William	1969, 70, 71
77	Kulich, Jim	1980, 81, 82	14	Litzenfelner, Mike L.	1978	59	May, Brad	1986, 87, 88
73	Kurka, Stanley F.	1974		Livingston, Frank C. H.	1906	6	Mays, Damon	1989, 90
	Kurtz, John Albert	1907	64	Llewellyn, Nick	1983, 84	40	Mazuch, Barry Joe	1997, 98, 99
<b>LLL</b>				Lloyd, Thomas	1924, 25	91	McAboy, Clayton,	2001
	Lake, Floyd H.	1913, 14	65	Lochner, Arthur C.	1933, 34, 35		McAlister, James B.	1896
74	Lakebrink, Kirk	2010	64	Lock, Andy	1986, 87, 88, 89		McAlister, William B.	1896
33	Lambert, Luke	2007, 08, 09, 11	3	Lock, Drew	2015, 16	6	McAnaw, Frank L.	1915, 16, 23
	Lamotte, J. H.	1891	98	Lockette, James	1980, 81, 82	10	McArthur, John Michael	1996
7	Lammers, Craig	1985, 86, 87, 88	78	Lockwood, Dal	1984, 85, 86	80	McBride, Adrian	1983, 84, 85
39	Landers, Jack	1939, 40	96	Logan, A.J.	2015, 16	88	McBride, Percy O.	1976
	Landon, James	1901, 02, 03	16	Logan, Mike	1987, 88	32	McBride, Ron	1967, 68, 69
16	Lane, Gary	1963, 64, 65	1	Londe, Alfred	1934, 35, 36	39	McBride, Thomas L.	1978
18	Lang, Larry E.	1967	12	Long, Brian	1998	67	McCamy, Daniel	1998, 99, 00
52	Langan, Mike	1960	21	Long, Stan	1985, 86	98	McCann, Tucker	2006, 016
1	Lansing, Harry S.	1914, 16	63	Lordo, Jack	1950, 51, 52	55	McCartney, William	1959, 60, 61
87	LaRose, Marvin D.	1958, 59, 60	35	Loud, Marcus	2014		McCaslin, Frank J.	1898, 99, 00, 01
	Larue, Harry A.	1906	57	Loudon, Donald	1958		McCaughey, Lawrence C.	1928, 29, 30
	Larue, L. H.	1914	45	Love, Joseph Lee	1993, 94, 95, 96		McClain, Jay Daniel,	1993
	Laskowski, Charles	1935	70	Lowder, Eric D.	1968, 70	89	McCoy, Jonathan Dale	2000, 01, 02, 03
67	Laster, Bernard	1980, 81, 82	52	Lowe, Chris	1985	33	McCoy, Roger Kale	1957, 58, 59
	Lastimer, Charles W.	1893, 94		Lucas, Francis E.	1926, 27	74	McCullough, Russ	1989, 90, 91
22	Lattinville, Bob	1985	85	Lucas, Marcus	2010, 11, 12, 13	14	McDaniel, Dan	1979, 80
27	Lauderdale, Larry G.	1977, 78	1	Lucchesi, Bob	1981	10	McDanielson, Chance	2005, 06, 07, 08
			79	Luellen, Tyler	2004, 05, 06, 07			
			55	Lundholm, Steve	1968, 69, 70			



62	Pearce, Matthew Scott	1991, 92, 93	7	Prince, Munir	2009, 10	84	Rogers, Willie E.	1978, 80
46	Peasel, Kyle	2013	9	Printz, Eddie	2015	23	Roland, Johnny E.	1962, 64, 65
87	Peay, Francis	1964, 65	49	Purnell, Perry	2003	36	Roll, Loyd Eugene	1954, 55, 56
94	Pedrotti, Marc Joseph	1991, 92, 93, 94				12	Romine, James Jr.	1998, 99
	Peeples, Clarence B.	1917		<b>QQQ</b>		72	Romney, Ted	1986
28	Pelek, Leo	1980, 81, 82	29	Quint, Charles	1988	47	Rookstool, Mike	1990
71	Pendleton, Kevin	2015, 16	35	Quirk, Edward G.	1944, 47	18	Roper, Charles L.	1970, 71
62	Penny, Mike	1984, 85				30	Rose, Guy Thomas	1951, 52
11	Penton, Aarion	2013, 14, 15, 16		<b>RRR</b>			Rosenhelm, Henry	1926, 27, 28
	Peper, Elmer C.	1898, 99				5	Ross, Alex	2016
65	Pepper, Alan	1966, 67		Ramsey, Hugh J.	1932, 33	56	Ross, Frank J.	1932, 33
45	Pepper, Bernard	1941, 42, 46	13	Ramstack, Mark	1990	4	Ross, Richard "Ricky" H.	1996, 97
65	Pepper, Eugene F.	1947, 48, 49	10	Randolph, Tony	2011	6	Ross, Tavon	2015, 16
3	Perkins, Ronnell	2016	63	Rash, Charles Randall	1957, 58	37	Rouse, Stillman	1937, 38, 39
22	Perkins, Wade III	1997, 98	74	Rau, Godfried Henry	1936, 37, 38	68	Rowe, David Robert	1996, 97
5	Perry, Brad	1981, 82, 83		Rawlings, Otha	1930, 31	32	Rowenkamp, William Henry	1952
4	Perry, Jared	2006, 07, 08, 09	4	Ray, Jason	2004, 06, 07		Rucker, Casper Bell	1905
	Perry, Thomas B.	1896, 97, 1901, 02	23	Ray, Pat	1984, 86, 87, 88	82	Rucker, Martin	2004, 05, 06, 07
88	Petersen, Kurt	1977, 78, 79	56	Ray, Shane	2012, 13, 14	12	Ruise, Darvin	2012, 13, 14
85	Peterson, Brent	1986	90	Ray, Wendell	1978, 79, 80		Rummans	1891
	Peterson, Delmar G.	1919		Ream, Dale H.	1933, 34	92	Runyan, Steve	1983, 84
66	Petrus, Robert Patrick	1990, 91, 92	21	Reamon, Thomas W.	1972, 73	19	Rupert, Shaun	2014
69	Petty, Phil	1984, 85, 86		Records, W. F.	1890	30	Russell, Andrew C.	1960, 61, 62
86	Peyton, David	1984	29	Redd, Jon	1983, 84, 85, 86	65	Russell, Chris	1987, 88, 89
12	Phelps, Garnett	1967, 68	18	Redmond, Steve	2006, 07, 08	67	Russo, Jim	1989
47	Phelps, Monroe	1963, 65	46	Reece, Donald M.	1940, 41, 42, 43		Rutherford, H. K.	1905, 06, 07
66	Phillips, Charles W.	1951, 52, 53	51	Rees, Conway	1967, 68		Ruth, George F.	1919, 20
	Phillips, Eugene	1897	31	Reese, Carl D.	1963, 64, 65	41	Ruth, John	2007
14	Phillips, Mark	1976	10	Reese, Jason	2014, 15, 16	53	Ruth, Travis	2010, 11, 12
56	Phillips, Roger M.	1961	38	Reeves, Brian	1987, 88, 89	20	Rutland, Kevin	2007, 08, 09, 10
38	Pickens, Jeffrey S.	1972, 73, 74	32	Reginalto, John	1942, 46	14	Ruttledge, Richard B.	1914, 16
40	Pickett, Lowell	1938, 39	43	Reiner, Thomas	1988, 89, 90, 91	76	Rutter, Donald Edmond	1951, 52
86	Pidcock, Donald Dale	1957, 58, 59		Reppy, Alison	1915	51	Rutter, James	1948, 49
68	Pieper, Lester	1936, 37, 38	93	Resonno, Terrell	2008, 09, 10, 11	66	Ryan, Christopher Lee	2000, 01
92	Piepmeier, Norval	1945, 46	95	Ressel, Grant	2009, 10, 11	20	Ryan, Patrick	1989, 90, 91
2	Piersey, Harold Joe Jr.	1995, 96, 97, 98	56	Revard, Ronald R.	1998, 99, 00, 01			
67	Pintola, Louis	2006	31	Rhodes, Ricardo Anthony	1997, 98, 99, 00		<b>SSS</b>	
	Pisani, August	1934	19	Riccio, Santino	2003	68	Sadich, Stephen C.	1972, 73, 74
15	Pisarkiewicz, Steven J.	1974, 75, 76	25	Rice, William Lee	1954, 55	60	Sadler, Kevin C.	1977-80
88	Piskulich, John J.	1951	3	Richard, David	2004	46	Safley, John Bennett	1992, 93, 94
10	Pittam, Radford F.	1915, 16	72	Richards, Howard G.	1977, 78, 79, 80		Saldotsky, Carroll	1934
30	Pitts, Ervin	1941, 42	24	Richards, Mike	1979, 81	90	Sale, Niu	1990
94	Pitts, Phillip Douglas	2002, 03, 04	34	Richardson, Sheldon	2011, 12	95	Sales, Taft	1980, 81, 82, 83
	Pixlee, James E.	1909, 11, 12	12	Richerson, Doss	1923, 24, 25		Salisbury, Eugene F.	1904, 05
	Playter, W. A.	1901	2	Richmond, Todd	1982, 85	7	Sallee, Brian Patrick	1991, 92, 93, 94
22	Plevel, Joe	2012	70	Ricker, Andrew Joseph "A.J."	2000, 01, 02, 03	56	Sally, Jerome	1979, 80, 81
66	Ploudre, Adam	2016	4	Ricks, Hardy	2006, 07, 08, 09	73	Salmons, Ronald Lee	1954
80	Plumb, Larry Parker	1955, 56, 57	66	Riddle, Fred A.	1944, 45	52	Sam, Michael	2010, 11, 12, 13
35	Plunkett, Mark	1989, 90, 91	12	Ridler, William Norris	1915, 16, 17	63	Sanchez, Steven Joseph	2003
9	Poe, Johnnie E.	1978, 79, 80	60	Rigman, Jeff	1985, 86, 87	66	Sanft, Jonathan David	1994, 95
10	Pointer, Ron	1987, 88, 89	48	Riley, Cameron	1983, 84, 85, 86	10	Sangster, William M.	1968
97	Ponder, Kendall	1980	24	Riley, Max	1943		Santow, Arthur	1941
7	Ponder, Randy	2011, 12, 13	47	Ringgenberg, Michael Ryan	1989-93	21	Sasser, Bud	2012, 13, 14
65	Ponzer, Brian	1986		Ringo, A.	1894	14	Sauer, Martin J.	1947, 48, 49
19	Pooler, Kyle R.	1992, 93, 94		Ristine, Carl Linder	1907, 08, 09		Saunders	1899
28	Poppe, Dennis	1967, 68, 69	76	Riti, Robert Marino	1996, 97, 98, 99	84	Saunders, Tommy	2005, 06, 07, 08
23	Portmann, Dale A.	1949, 50	80	Ritter, Robert C. Jr.	1963, 64	48	Saussele, Ted F.	1963, 64
70	Portney, Alvin	1953, 54, 55	82	Rittman, Joe Charles	1959	73	Savage, Paul J.	1948, 49
5	Posey, Carlos	1996, 97, 98, 99	25	Robb, Porter	1938	59	Savage, Paul G.	1985
	Post, Leslie C. Jr.	1934	15	Roberson, Andre Jamaal	1997, 98, 99, 00		Savage, Philip S.	1914
	Potter, Harry, L.	1905	43	Roberson, Tyrone L.	2001, 02, 03, 04		Scannell, Robert S.	1922, 23
18	Potter, Kevin	1979, 80, 81, 82	90	Roberts, Curtis	1990	10	Scardino, Anthony Ed	1951, 52, 53, 54
21	Potter, Randy Louis	1995, 96, 97, 98		Roberts, Prewitt	1906, 07		Schaff, Bernard	1927, 28, 29
31	Powell, Chip J.	1978, 79, 80	61	Roberts, Terry D.	1952, 53, 55	36	Schauffler, Shan	2002
26	Powell, John Bert	1955		Roberts, Warren R.	1908, 09	30	Scherer, Michael	2013, 14, 15, 16
30	Powell, Robert	1965, 66, 67	78	Robertson, Howard	1954	24	Schiele, Charles L. Jr.	1931, 32, 33
	Powell, W. Evans	1933, 34	53	Robertson, Wesley	1989	30	Schlef, Michael Joseph	1989, 90, 92
69	Powell, William D.	1964, 65, 66		Robinson, H. O.	1893	63	Schleusner, Ryan	2009
5	Preston, William Columbus	1915, 16	55	Robinson, Jamonte L.	1998, 99, 00, 01	38	Schmanke, Paul O.	1996, 97, 98
	Price, Thomas L.	1895	10	Robinson, Robert	1948	19	Schmidt, Eric	1981, 82
65	Prince, Mike	2009	36	Robinson, Van M.	1944			

# ALL-TIME LETTERWINNERS

## 2017 MIZZOU FOOTBALL

49	Schmitt, Robert S.	1971	90	Sims, Eric	1982	12	Stewart, Adrian Aaron	1995
87	Schmitt, William H.	1967, 68	47	Singleary, Chris M.	1993, 94	32	Stewart, Joe L.	1974, 75, 76, 77
77	Schnietz, James M.	1971, 72, 73	2	Singleton, Duron	2013, 14	79	Stewart, Ralph	1943, 44, 45, 46
71	Schofield, Richard J.	1947, 48, 49	51	Skillman, Rodney	1980-82	57	Stinson, Buck	1983, 84, 85
24	Schoonmaker, Jerold L.	1953, 54	18	Skornia, Kent Scott	1995, 96	35	Stoekel, Ronald W.	1969
16	Schoonmaker, Robert N.	1951, 52, 53	78	Sloan, Ronald S.	1969	58	Stokowski, Jeff A.	1977, 78, 80
70	Schreiber, Phil	1984, 85, 86, 87	84	Sloan, Russell	1958, 59	9	Stollenwerck, John	1987, 88, 89
87	Schreiber, Stephen P.	1971, 72, 73	17	Slusher, Clyde H.	1916, 17, 18	32	Stone, Robert	1943, 44, 46-47
	Schroeder, Eric G.	1917, 19	85	Smith, Aldon	2009, 10		Storms, James W.	1921
65	Schueler, Fred A.	1961	24	Smith, Alton Gregory	1993, 94	31	Stowers, Tommie	1986, 87, 88, 89
31	Schultz, Raymond O.	1938, 39, 40	92	Smith, Bennie P.	1978, 79, 80, 81	31	Stribling, Finis IV	2015, 16
56	Schultz, Ralph Louis	1955, 56	16	Smith, Bradley Alexander	2002, 03, 04, 05	26	Stringer, Sonny Lee	1954, 55, 56
81	Schuppan, Dan M.	1964, 65, 66	11	Smith, Brandon	2002	67	Strom, Zachary Ryan	2002, 03, 04
	Schwab, Kenneth L.	1970	39	Smith, Brian D.	2003, 04, 05, 06	19	Stuber, Emmett R.	1924, 25, 26
	Sconce, Edward	1933, 34, 35	70	Smith, Cliff Duane	1995, 96, 97, 98		Stuber, George M. Jr.	1931, 32, 33
58	Scott, DeMarcus	2005, 06		Smith, Clyde	1922, 23, 23	25	Stuber, Richard A.	1955, 56
40	Scott, Justin	2000	45	Smith, Don	1959, 60		Studebaker, Ralph J.	1925, 26
9	Scott, Justin Ryan	2002, 03, 04, 05		Smith, Earl Brenton	1902	28	Stuckey, Henry	1970, 71
99	Scott, Michael	1983, 84, 85	17	Smith, Gerry Dean	1955	88	Stueve, Jacob Saunders	1995-98
51	Scott, Peter	1987, 88, 89	18	Smith, Glenn	1925, 26, 27	93	Stull, John	2007
	Scott, R. G.	1921	89	Smith, Gordon Chilton	1959	86	Suda, Ron W.	1977, 78
6	Scott, Shawn	2009	92	Smith, Jamar "Tank"	2005, 06	92	Sudhoff, Corey	2011
	Scott, William Wallace	1932	2	Smith, James L.	1972	38	Sulak, Stryker	2005, 06, 07, 08
24	Scrivner, Brad	1989, 90, 91	3	Smith, Jacques	2008, 09, 10, 11	56	Sundall, Shawn Michael	1994-97
	Scudder, William Russell	1899	25	Smith, Jason Todd	1995, 96, 97	55	Suntrup, Craig	1984
89	Seals, George E.	1961, 62, 63	23	Smith, Jeff	1979, 81, 82, 83	49	Suntrup, Tom	1980
17	Sebo, Vince A.	1996, 97, 98	96	Smith, Justin	1998, 99, 00		Suntrup, William Nordet	1951
8	Seitz, Warren	1983, 84, 85	14	Smith, Raymond E.	1973, 74	92	Sutherland, Rickie H.	1976, 77
69	Sells, Scott Wayne	2002, 03		Smith, Raymond H.	1928, 29	51	Swaney, Thomas George	1957, 58, 59
84	Sesay, Victor	2003, 04	93	Smith, Rodney D.	1974, 75, 76		Swatek, Jack	1932, 33
87	Sevcik, James J.	1962, 63, 64	67	Smith, Thomas Kenneth	1960, 61		Swearingen, Orsen	1896
88	Sevcik, John J.	1962, 63		Smith, William W.	1926, 27, 28	46	Sweat, Henry Earl III	2002, 03, 04
82	Severino, Brandon	2001	26	Smith, Xavier	2011, 12, 13	17	Sweeney, J. Robert	1942
92	Seymour, Doug	1976	2	Sneed, Marshall	1937	65	Swetnam, Wayne Allen	1953
	Shannon, George I.	1919, 20	67	Snisky, Eugene Alan	1989, 91, 92	51	Swinger, Michael	1973
18	Sharp, James L.	1972, 73	14	Snowden, Philip Hugh	1957-59	2	Swofford, Donald P.	1924, 25
12	Sharp, Stephen Daniel	1966	40	Snowden, Wallace	1981-84		Swofford, Joseph A.	1927
	Shawhan, D. Lee	1890, 91, 92, 93	10	Snyder, Charles	1959-60			
	Shawhan, T. R.	1892, 94, 95, 96	74	Snyder, Ronald M.	1964, 65			
67	Shedden, Scott	1993	68	Sodeman, Charles A.	1951			
86	Sheehan, Melborne	1946, 47, 48	56	Sodergren, Scott L.	1970, 71, 72	47	Tabor, Steve	1989
97	Sheldon, Dennis	1982		Speelman, Jacob	1913, 1914, 1915		Talbert, Charles M.	1891
	Shepard, Paul	1912, 13, 14	24	Spencer, Eric B.	1998, 1999, 00	95	Tantarelli, Joe	2004
	Shepard, Lee	1896	52	Spengel, John	1966	43	Tarpoff, Jon	1942, 42, 46
82	Shepherd, Lou Allen	1993, 94, 95	77	Spieker, Adam	2004, 05, 06, 07	79	Tarpoff, Nicholas J.	2001, 02
18	Shepherd, Rodney	1984, 85, 86	34	Spoeneman, Robert F.	1951	27	Tarr, James L.	1925, 26, 27
49	Sherrill, James "Bo"	1984, 85, 86		Springdate, R.S.	1919, 20	33	Tate, Reginald	1989, 90
22	Sherrills, Anthony	2014, 15, 16	19	St. Peter, Alexander	1998, 99	96	Taylor, Edgar W.	1969
22	Shinkle, Albert	1943	31	St. Pierre, Glen	1956, 58	14	Taylor, Greg	2016
62	Shiveley, J. W. II	1953, 54		Stafford, F.B.	1923, 24, 25	76	Taylor, James M.	1975, 76, 77
88	Shock, Forrest	2009, 10	22	Staggers, Jonathan L.	1967, 68, 69	32	Taylor, Ronald Gale	1960, 61, 62
73	Shockley, Scott	1981, 82, 83		Stamper, J.A.	1894	95	Teas, Trace	2006
75	Short, Roger	1966, 67	9	Stankowksi, Anton J.	1915, 16, 19	11	Teel, Robert Lee	1946
46	Shorthose, George	1980, 81, 83, 84	78	Stannard, Michael	2016	22	Temple, Tony	2005, 06, 07
93	Shryock, Thomas	1967, 68, 69	61	Staples, Lenson	1983, 84	3	Terrell, Darnell	2005, 06, 07
	Shuck, Glenn B.	1909, 10, 11	59	Starke, Kyle	2014		Thacher, Frank B.	1909, 10
	Shull, Aytchmonde P.	1890	33	Starmer, James R.	1938, 39, 40	85	Thetford, Pat	1983, 84, 85
36	Shurnas, Marshall	1941, 42, 46	22	Steeple, Robert	2009, 10, 11	78	Thimmesch, Stephen Wayne	1964
70	Siekierski, William J.	1961, 62	52	Stefanides, Victor N.	1952, 53, 54	17	Thomas, Curtland	1980, 81, 82, 83
	Sigler, Melverne W.	1907		Stein, Mark	1951	53	Thomas, Louis	1990
78	Silliman, Michael Joseph	1997	81	Stephens, Earl	2005		Thomas, Sam	1936
9	Simmons, Jasper	2009, 10	22	Stephens, Edwards	1945, 48, 49, 50	23	Thomeczek, Harold J.	1952, 54
29	Simmons, Keith M.	1996, 97	96	Stephens, Raymond E.	1978, 79, 80		Thompson, Procter	1910
75	Simms, Tre'Vour	2016	71	Stephenson, Thomas Lee	1971		Thompson, Thomas W.	1891, 92, 93
6	Simon, B. D. Jr.	1935, 36, 37	48	Sterling, Alfonzo F.	1996, 97, 98	41	Thornburg, Grant	2000
92	Simon, Damon Undrell	1993, 94	37	Steuber, Robert J.	1940, 41, 42	27	Thorpe, Raymond	1965, 66
21	Simon, Ian	2012, 13, 14, 15	40	Stevens, Andrew	2015		Thurman, Hal C.	1899
	Simpson, Chauncey	1924	40	Stevenson, Gerald L.	1961		Tidd, Harry	1906
	Simpson, H. G.	1921	40	Stevenson, Norris	1958, 59, 60		Tillman, B. W.	1903, 04, 05, 06
6	Simpson, Michael Jason	2002, 03, 04, 05		Stevens, George F.	1917	27	Toben, Ron	1985
6	Simpson, Paul	2006, 07	36	Steward, Morgan	2013	41	Tobin, Vincent	1963, 64
						47	Tobin, William	1960, 61, 62

TTT

# 2017 MIZZOU FOOTBALL

# ALL-TIME LETTERWINNERS

15	Toman, Ronald E.	1959
31	Toney, Gary Lee	1956
	Toney, Willis L.	1977
15	Topps, Andrew	2005
47	Totsch, Robert	1981
75	Towns, Morris	1974, 75, 76
51	Trass, Arthur	1991
	Travis, J. Ed	1919, 20
33	Trippe, John	1943
30	Troy, Eric	1982, 83, 84, 85
78	Trumbull, Rick	1988, 89, 90
57	Turnbough, Felix Nobles	1935
20	Tucker, Jerry Kevin Jr.	1997
	Turner, Christy G.	1930
45	Turner, Vincent	1961, 62, 63
	Tuttle, Charles E.	1924, 26, 27
93	Twelman, Eugene	1976, 77

## UUU

80	Udell, Maurice Hugh	1950, 52
93	Uiagalelei, Mau Edward	2003
35	Underhill, Paul	1961, 26, 63

## VVV

52	Valadez, Michael Joseph	1997, 98
26	Valentik, Jim	1966
76	Vanarsdall, Dennis H.	1972, 73, 74
71	Vandegrift, Steve	1985, 86, 87, 88
62	Vanderlinde, William	1958, 59
66	Van Dyke, Bruce R.	1963, 64, 65
	Van Dyne, Charles M.	1922, 23, 24
39	Van Dyne, John D.	1942
	Van Dyne, John R.	1930
5	VanZant, Tony	1987, 91
45	Vaughn, Ron	1979
11	Vaughns, Tremane	2007, 08
57	Velten, Mark E.	1978
17	Venturi, John	1971
1	Verrilli, Ron	1979, 80
51	Vermillion, Jimmie D.	1961
38	Versen, Walter,	1943
34	Vestweber, Mike	1984, 85, 86
5	Viehmann, Beau Lester	2003, 04
18	Villarreal, Scott Robert	1993
96	Ville, Zaccheus Ezekiel	2003, 04
96	Vincent, Lucas	2011, 12, 13, 14
28	Viner, Harry	1916, 17, 19
65	Vital, Adam	1968, 69, 70
92	Vollet, Scott	1985, 86
34	Voix, Wilbur	1942, 46, 47, 48

## WWW

11	Wade, Maurice	1941
31	Wade, Quincy J.	2002, 03, 04, 05
	Wagner, Clay S.	1923
89	Wagner, Lee	1979, 80, 81
10	Wager, Don	1939
10	Waggoner, Montana	1991, 92, 93, 94
61	Wahlmeier, Mark A.	1976
81	Wainwright, W. Don	1960, 61, 62
49	Wakeman, Bob	1939, 40
	Waldorf, John David	1927, 28, 29
45	Waldorf, Robert John	1937, 38, 39
90	Walker, Daniel J.	1975
30	Walker, Kenronte	2011, 12
33	Walker, Ray R.	1924, 25, 26
40	Walker, Terry	1985, 86
43	Wallace, Darrell	1984, 85, 86, 87
69	Wallace, Jay	1967, 68, 70
74	Wallach, Jerry	1960, 61, 62
48	Wallach, Norville H.	1940, 41

85	Waller, James A.	1964, 65
99	Walls, Christopher Joseph	1993, 94
48	Walls, Tyrone	1968, 69, 70
	Walsh, John R.	1922, 23, 24
54	Walters, Brad	1988
30	Walters, Ron	1987, 88
46	Walton, Trei	2015
13	Ward, Chaston	2013, 14
	Warden, William W.	1929
2	Warren, T.J.	2016
	Washer, Charles F.	1899, 00, 01
23	Washington, Booker T.	1971
1	Washington, Calvin Lee Jr.	2001, 03, 04, 05
62	Washington, David	1988, 89
24	Washington, Derrick	2007, 08, 09
2	Washington, L'Damian	2010, 11, 12, 13
38	Washington, Michael Lynn	1990, 91, 93, 94
89	Washington, Russell	1965, 66, 67
18	Washington, Sharron	1988, 89, 90, 91
75	Washington, Wayne S.	1977, 78, 79, 80
81	Waters, Eric	2010, 11, 12, 13
91	Watkins, Derrick	1990
63	Watkins, Jonathan Lamont	1989, 90, 91
35	Watson, Patrick W.	1976
51	Watzig, Ralph	1943, 46
12	Weatherspoon, Sean	2006, 07, 08, 09
	Weaver, Michael Eldon	1921
9	Webb, Braylon	2011, 12, 13, 14
88	Weber, Charles	1966, 67, 68
79	Weber, James L.	1966
53	Wefelmeyer, Michael E.	1974
69	Wegener, William	1958, 59
23	Wehrli, Roger	1966, 67, 68
50	Weisenfels, John R.	1968, 69, 70
52	Weisenfels, Kurt A.	1972, 73
40	Weiss, Rex	1981, 82
13	Welch, Corey	1988
8	Wells, Alvin Detrick	1992, 93, 94
84	Wells, Lemuel	1989, 90, 91
70	Wempe, Mike	1966, 67
32	West, Devin Cortez	1995, 96, 97, 98
26	West, Melvin	1958, 59, 60
18	West, Ray	1965
45	West, Robert A.	1998, 99
12	West, Robert J.	1943, 46, 47
42	Wetzel, Melvin Albert	1938, 39
60	Wheatley, Scott	2005
3	Whelihan, Tom	1984, 85, 86, 87
30	Whitaker, Bill A.	1977, 78, 79, 80
29	Whitaker, Daniel W.	1976
49	Whitaker, Jim	1965, 66
63	Whitaker, William	1944, 45
21	White, Andre	1991, 92, 93, 94
	White, Andrew Forest	1934
45	White, Bill	1980, 81
87	White, Craig	1980, 81, 82, 83
	White, Crawford E.	1896
8	White, Darius	2013, 14
24	White, Greg	2013
17	White, Matt	2010, 11, 12, 13
39	White, Jim	1988, 89
75	White, Kevin	1986, 87, 88, 89
	White, R. C.	1896
39	White, Tom	1988, 90
1	Whiteman, Sam W.	1923, 24, 25
62	Whitmer, Bruce A.	1975, 76
95	Whittington, Daryl Egbert	1997, 98, 99, 00
	Widenhofer, Robert W.	1964
	Wiggins, R. G.	1912, 13
	Wikoff, Lester B.	1914
	Wilder, Allen B.	1908, 11
32	Wilder, James C.	1978, 79, 80

22	Wilder, Wentworth	1916
25	Wiley, Inmon M.	1992
46	Wilkening, William Herbert	1950, 51
28	Wilkins, Jermaine Lecaeur	1989-92
49	Willett, Chris	2009
	Williams, C. H.	1920
	Williams, D. A.	1894
28	Williams, Drew Allen	1944
46	Williams, Jernel H.	1974, 76
6	Williams, Kenyetta Dak'is	1995, 96
99	Williams, Lorenzo	2004, 05, 06, 07
85	Williams, Michael L.	1976
22	Williams, Nino M. II	2003, 04
13	Williams, Spencer	2015, 16
19	Willis, Richard Raleigh III "Trey"	2003
	Willner, Isadore	1927, 28
62	Willsey, Jim	1965, 66, 67
48	Wilson, Andrew	2010, 11, 12, 13
50	Wilson, Curtis	1987, 88
81	Wilson, John Williams	1951, 52, 53
34	Wilson, Jay	1979, 81, 82, 83
53	Wilson, Robert W.	1969, 70
8	Wilson, Thomas	2014, 15, 16
65	Wilson, Wesley	2000, 02
83	Winslow, Kellen B.	1976, 77, 78
	Winston, Rodger	1998
68	Wise, Dain	2007
6	Wise, Kareem	1998, 99
21	Witter, Ish	2014, 15, 16
99	Wolfert, Jeff	2006, 07, 08
86	Wood, Bruce Dean	1951
20	Wooden, Jerry Thomas	1992, 94
5	Woodland, Rolandis	2010, 12
59	Woodland, Thomas	1980, 81
32	Woodley, Alex	2004
20	Woods, Marcus	2004, 05, 06, 07
18	Woods, Peter C.	1975, 76, 77
72	Woodson, Joseph	1949
	Woodson, Warren R.	1897, 98
	Woody, Charles R.	1914
72	Worstell, Owen	1956, 57, 58
29	Wortham, Stevonne	1995
23	Wren, Lowe Jr.	1950, 51
84	Wren, Robert	1948
76	Wright, Don	1988, 89, 90, 91
21	Wright, Eric C.	1978, 79, 80
	Wright, James	1948
77	Wright, Keith	2001, 02
	Wreff, Hans	1902, 03
66	Wuebbels, Austin	2009, 10, 11
35	Wynn, Carl J.	1955, 56, 96
90	Wyatt, Justin	1995, 96, 97, 98
71	Wyrick, Monte	2005, 06, 07
72	Wyrostek, Thomas P.	1962, 63, 64

## YYY

36	Yanko, Roger	1970, 71, 72
	Yant, George S.	1900
77	Yearian, Joel M.	1974, 75, 76
	Yeckel, Phil	1930, 31, 32
87	York, Larry	1966
	Young, Charles	1893, 94, 95
58	Young, Clifford Dwight	2001, 02, 03
8	Young, Martez	1995, 97, 98
46	Yount, Steven D.	1972, 73, 74

## ZZZ

53	Ziegler, Robert	1965, 67
26	Ziegler, William J.	1972, 73, 74
	Zimmerman, Arnold W.	1913
51	Zurweller, Mike	1984

Don Faurot is widely recognized as the man who had the greatest impact on intercollegiate athletics at the University of Missouri.



Faurot's association with MU started when he was a young boy who'd sneak into old Rollins Field to watch the football Tigers play and practice. Later, he was a three-sport letterman at Missouri from 1922-24.

But it was as football coach and director of athletics that Faurot left his legacy on the University, and the sport. Even when he terminated his employment with the MU Athletic Department nearly 40 years ago, he never really found a way to retire, maintaining an office at the Tom Taylor Building where he spent several hours nearly every day. He was a regular attendee at football practice until his passing in 1995.

Faurot served as football coach from 1935 through 1956 — with three years out for Navy service during World War II. Aside from leading the Tigers out of debt and into football's big time, Faurot's tenure as football coach and director of athletics — a job he relinquished in 1967 — left MU athletics with its greatest legacy, the imprint of his integrity.

His prime contribution to football was his innovation of the Split-T formation at Mizzou in 1941. In the post-World War II era countless universities adopted the Faurot formation — and more than 60 years later, it is still in vogue today at all levels of football. Several of football's most notable formations — the Wishbone, Wingbone, Veer or I-attack and others — utilize Faurot's option play as their basic concept.


In 19 years as Tiger football coach, the Faurot record was 101 wins, 79 losses and 10 ties. His 1939 team, featuring All-American Paul Christman, won Faurot's first Big Six title and the Tigers' first modern-day bowl bid (Orange).

Though he inherited an insolvent department and a downtrodden football program at MU in 1935, Faurot left the department 32 years later virtually debt-free

despite continual expansion and improvements. On a national level, his football teams of the late 1930s and early '40s projected the University of Missouri into the upper strata of collegiate competition.

He also accumulated a staff of coaches and administrators who spent long tenures at the University, and were honored by induction into their respective halls of fame — baseball coach John "Hi" Simmons, track coach Tom Botts, football coaches Dan Devine and Frank Broyles, sports information director Bill Callahan, and former head trainer Fred Wappel, among others.

Faurot was a member of the National Football Foundation Hall of Fame, the Missouri Sports Hall of Fame, the University of Missouri Intercollegiate Athletics Hall of Fame, the Orange Bowl Hall of Honor, the Blue-Gray Game Hall of Fame, past president of the American Football Coaches Association, and recipient of the Amos Alonzo Stagg Award for his distinguished service in the advancement of the best interests of football.





In 1972, the Tigers' football playing surface was officially named for him — something he said probably rated as his greatest personal honor. As a graduate student in agriculture in 1926, Faurot helped lay the sod on the field, prior to the opening of Memorial Stadium, that fall. In '95, he placed the final square of sod as MU successfully converted the stadium's floor back to natural grass.

Right up through 1994, Faurot was active as a talent procurer and coach for the annual Blue-Gray football game in Montgomery, Ala. He was secretary of the Missouri Sports Hall of Fame for many years, and was also the executive secretary of the Missouri Senior Golf Association. He spent a term after his retirement as assistant director in charge of special events for the MU Alumni Association.

Faurot's entire collegiate coaching experience, including nine years at Kirksville State Teachers College (now Truman State University) was spent within the state's borders. His career record was 169-




92-13.

One of four brothers to win a football letter at MU, Don — the eldest — was a three-sport letterman in the early twenties. A lightweight fullback in football, he captained the basketball team, and was an infielder in baseball. He was born in Mountain Grove, Mo., on June 23, 1902. He passed away Oct. 19, 1995 in Columbia, the week of Homecoming. He was 93 years old.



If it's true that one must examine the past to appreciate the future, then there is no question that the legendary Dan Devine will always occupy a special place in the history of intercollegiate athletics at the University of Missouri.



For Devine is a part of both ... football coach, and athletic director, during the 1960s when the Tigers were one of the most dominant teams in the nation; and athletic director for two separate terms during which he was involved in many decisions that will impact Mizzou's athletic future for many years to come.

Devine coached the Tiger football team during its most successful period. During the decade of the 1960s, Devine's winning percentage of .767 at Mizzou was the best of any college coach. He took the Tigers to six bowl games (winning four). In 13 seasons at Mizzou, he compiled a stellar 93-37-7 record. Throughout the '60s, Devine-coached Missouri teams ranked consistently among the nation's top-20 teams. Eight of his players were first-team All-America selections. When he left Mizzou after the 1970 season to coach the NFL's Green Bay Packers, Devine was the dean of Big Eight Conference coaches.

In the national polls, the 1960 Tiger team – Orange Bowl winners over Navy – achieved the highest niche, fifth in the final ratings, after having held the only number-one ranking in school history earlier in the season. The 1965 Tigers were ranked sixth nationally – and so was the '69 team. The 1969 Tigers were acclaimed by the Touchdown Club of Columbus (Ohio) as “the best major college football team playing the toughest schedule.”

During his first term as MU's director of athletics (1967-70), Devine put into

place plans for what resulted in the construction of the Hearnes Center, saw the construction of a new press box at Memorial Stadium, and hired Norm Stewart to resurrect what was then a sagging men's basketball program.

During Devine's second term as athletic director at MU (1992-94), his challenge was different – to increase fundraising for the athletic department, to improve MU athletic facilities, and to raise the spirits of the Tiger faithful.

The results will show that Devine was successful in every endeavor. Between 1992-94, he raised the funds necessary to enlarge the Tom Taylor Athletic Training Complex, a project that took less than one year to complete. He spearheaded the search committee that identified Joe Castiglione as his successor in the athletic director's chair, and hired Larry Smith to lead the MU football program – announcements that were made on the same day in December, 1993.

He took special pride in the accomplishments of the MU basketball team, often occupying a special seat on the Tiger bench during games.

In 1971, Devine became coach and general manager of the Green Bay Packers, where he was the NFL “Coach of the Year” after winning a Central Division championship in 1972 – Green Bay's only title for many years in the post-Vince Lombardi era.

He moved on as head coach at Notre Dame in 1975, and took the Fighting Irish to the national championship in 1977. During six years at NDU, he had a record of 53-16.



Devine returned to Arizona State in 1981, where he had begun as a college coach in 1955, to become executive director of the Sun Angel Foundation. Later, he served as director of community education and substance abuse prevention at ASU. In 1990, he received the Distinguished Arizonian Award, ASU's centennial medal, and was placed in the Arizona State Hall of


Distinction.

With a 172-57-9 record overall, Devine was inducted into the National Football Foundation Hall of Fame in 1985. He was inducted into the State of Missouri Sports Hall of Fame in 1973, was a charter member of the MU Intercollegiate Athletics Hall of Fame in 1990, and also that year was selected by Tiger fans as the coach of MU's all-century team. He was later posthumously honored at Mizzou when the Tigers' indoor practice facility was permanently named the Daniel J. Devine Pavilion, in 1998.

In 1978, Devine's service as an Irish-American "to God and Country" was recognized with the prestigious John F. Kennedy Award. He served on the National Council on Alcoholism, and in 1987, was appointed by President Ronald Reagan to the White House Conference for a Drug-Free America.

Devine was first hired at Mizzou by Athletic Director Don Faurot in 1958, to replace Frank Broyles, who spent one year as MU's football coach. That was after Devine had compiled a 27-3-1 record in three sparkling seasons at Arizona State.

A Wisconsin native, Devine played football, basketball and baseball at Duluth State (now the University of Minnesota-Duluth), captaining the football and basketball teams. He enrolled there in 1941, but a tour of Army Air Force duty in World War II as a first lieutenant bombardier extended his graduation date until 1948.



Then followed two seasons of high school coaching at East Jordan, Mich., with a couple of unbeaten teams there undoubtedly providing a springboard for his jump to Michigan State, in 1950. There, he formulated much of his coaching philosophy during five years on the staffs of Clarence "Biggie" Munn and Hugh "Duffy" Daugherty. He earned a master's degree in guidance and counseling at Michigan State in 1952.

Devine was born Dec. 23, 1924, in Augusta, Wis., and married the former Joanne Brookhart, with whom he parented seven children. Devine passed away in May of 2002 at the age of 77 in Phoenix, Ariz., after a year-long illness.



When Mizzou was looking for its newest head coach to lead its football program after a coaching change following the 2000 season, Gary Pinkel was the choice. And what a choice it was.

Pinkel used his disciplined approach and focus on a family environment and transformed Mizzou into a national program after taking over on Nov. 30, 2000, and concluded his career as the winningest coach in school history. He amassed a 118-73 record at Mizzou in 15 seasons, and his 191 career wins stood as the 19th-most all-time in NCAA FBS history at the time of his retirement following the 2015 season.



Under his guidance, Mizzou won five conference divisional titles (2007, 2008, 2010, 2013, 2014), reached 10 bowl games (winning six) and had five teams post a final top-20 national ranking (including two top-five finishes). His Tigers posted winning seasons in 10-of-15 years, following a stretch where Mizzou had only two winning seasons in the 17 seasons (1984-2000) prior to his arrival. He was named the National Coach of the Year in 2007 by FieldTurf, and won conference coach of the year honors in 2007 (Big 12) and 2014 (SEC).

Two times, Pinkel had his Tigers one win away from playing for a national championship, as wins in the 2007 and 2013 conference championship games likely would have propelled MU into national title game appearances.

In 2007, Mizzou surged to the school's first number one national ranking since 1960 after a watershed win over rival Kansas at Arrowhead Stadium on Nov. 24, 2007, when the Tigers were ranked fourth and the Jayhawks second coming into the game. That team would eventually end the season with a school-record 12 wins that included a Cotton Bowl title and final national ranking of fourth.

Pinkel worked perhaps his finest coaching job in

2013, one year after Mizzou joined the vaunted Southeastern Conference and suffered an injury-plagued 5-7 season in 2012. Picked to finish sixth out of seven teams in the SEC Eastern Division by pre-season pundits, the Tigers jumped out to a 7-0 record and finished 11-1 and East Division champs. They would go on to a 12-win season, with another Cotton Bowl title, and final national ranking of fifth.

Off the field, Pinkel's transformation of the Mizzou program into a national player played a crucial role in the University of Missouri being in position to join the Southeastern Conference in 2012. Had MU not realized the success it did under Pinkel and staff, the school very likely would not have been granted membership into the vaunted league.

A testament to the consistency that Pinkel and his staff have developed at Mizzou is the fact that MU was one of only six schools in BCS-AQ conferences to have posted at least eight wins each season from 2006-11. The others in that very select group included: LSU, Oklahoma, USC, Virginia Tech and West Virginia.

In 2010, Mizzou posted its third 10-win season in four years under Pinkel, as MU went 10-3 overall, including a 6-2 mark in Big 12 Conference play that earned it a spot atop the North Division rankings for the third time since 2007. Included among those 10 wins was a watershed moment for the program, and for Tiger Nation overall – a 36-27 win over top-ranked Oklahoma on Homecoming, which marked the first-ever win by Mizzou over a #1-ranked team.

A sign of growing respect for the work that Pinkel and



his staff did to build the program came along with that win over Oklahoma. That week, Mizzou was the focal point of the entire college football universe, as ESPN sent its wildly popular traveling show, "ESPN GameDay," to the MU campus. A record crowd of an estimated 18,000 Tiger fans packed the picturesque Francis Quadrangle for the Saturday morning show, and made everyone associated with the school glow with pride. A national



audience watched the GameDay program, and then the nation promptly watched the Tigers pull away in the fourth quarter against the Sooners to move to 7-0 on a season for only the third time in school history.

Long considered a “sleeping giant” of a program, Mizzou had a breakthrough 2003 season under Pinkel’s guidance. The eight regular-season wins marked the first time since 1980 – and only the fourth time since 1960 – that MU had amassed that many wins in the regular season. The team became only the ninth in MU’s history to accomplish the feat.

Mizzou’s 41-24 win over #10 Nebraska on Oct. 11th was one for the history books, as it broke a 24-game losing streak to the Huskers for MU, making Pinkel the first Tiger coach to beat Nebraska since Warren Powers in 1978.

The Nebraska win also marked MU’s first victory over a top-10 opponent since 1981, breaking a string of 45-straight losses to top-10 foes for the school.

Pinkel’s emphasis on molding young men into successful student-athletes was evidenced by the great achievements they had in the classroom. Mizzou improved its NCAA Graduation Success Rate for nine-straight years, and graduated 97 percent of its seniors in Pinkel’s final five seasons.

Getting athletes to the next level was another mark of success for Pinkel and his program. In his time at Mizzou, 35 Tigers were selected in the NFL Draft, including seven in the first round. Mizzou had 12 players taken in the first round of the NFL Draft in the previous 64 years combined (1937-2001) prior to Pinkel taking over.



Pinkel came to Missouri after spending 10 very successful years as head coach at Toledo (1991-2000), where he amassed an impressive 73-37-3 record and left as UT’s all-time winningest coach. Prior to becoming a head coach, Pinkel learned the trade from one of the all-time great coaches, the legendary Don James. For

12 years as an assistant under James at Washington (1979-90), Pinkel helped guide the Huskies to a combined record of 104-37-2 (73.4%) and three Pac-10 Conference titles. He served as UW’s offensive coordinator for seven seasons (1984-90), and helped mold one of the nation’s most potent offensive attacks.

Pinkel played under James at Kent State University, where he was an all-conference and honorable mention All-American tight end. He received his bachelor of science degree in education from Kent in 1973, and did post-graduate studies at Kent and Bowling Green.



The nickname “Tigers,” given to Mizzou’s athletic teams, traces its origin to the Civil War period. At that time, plundering guerilla bands habitually raided small towns, and Columbia people constantly feared an attack. Such organizations as temporary “home guards” and vigilance companies banded together to fight off any possible forays.

The town’s preparedness discouraged any guerilla activity and the protecting organization began to disband in 1854. However, it was rumored that a guerilla band, led by the notorious Bill Anderson, intended to sack the town. Quickly organized was an armed guard of Columbia citizens, who built a blockhouse and fortified the old courthouse in the center of town. This company was called “The Missouri Tigers.”

The marauders never came. The reputation of the intrepid “Tigers” presumably traveled abroad, and Anderson’s gang detoured around Columbia.

Soon after Missouri’s first football team was organized in 1890, the athletic committee adopted the nickname “Tiger” in official recognition of those Civil War defenders.

Their spirit is now embodied in the MU mascot — “Truman the Tiger.” Named for the Missouri-bred President of the United States — Harry S. Truman — the mascot performs at all MU football and basketball games, and many other athletic events. Truman also makes numerous civic appearances, at schools, hospitals, county fairs, etc.

Truman has been acclaimed “Best Mascot in the Nation” in national competition twice in recent years. In the fall of 2012, Truman was one of 16 mascots in the running for the popular Capital One Mascot Challenge, and Truman reached the round of eight before being eliminated in the fan voting contest.





# Miscellaneous Facts & Figures



**Midfield coin toss, circa 2006**

# MIZZOU IN SEASON OPENERS

# 2017 MIZZOU FOOTBALL

Year	Opponent	Result	MU	OPP
1890	Picked Team	W	22	6
1891	Kansas	L	10	22
1892	Iowa	W	24	0
1893	Baker	L	0	28
1894	Sedalia A.C.	W	44	6
1895	Sedalia A.C.	W	10	0
1896	Iowa State	L	0	12
1897	Warrensburg	W	10	0
1898	Wentworth M.A.	T	0	0
1899	Warrensburg	W	21	0
1900	Kirksville Osteopaths	W	13	0
1901	Kirksville Osteopaths	L	5	22
1902	Simpson	W	11	6
1903	Rolla	W	40	0
1904	Kirksville	W	6	0
1905	Kirksville	W	6	0
1906	Kirksville	W	23	4
1907	Central Methodist	W	39	0
1908	Warrensburg	W	57	6
1909	Monmouth	W	12	6
1910	Monmouth	W	9	0
1911	William Jewell	W	15	0
1912	Central Methodist	W	55	7
1913	Drury	W	69	0
1914	Rolla	L	9	0
1915	Oklahoma A&M	W	13	6
1916	Central Methodist	W	40	0
1917	William Jewell	W	14	6
1918	NO TEAM - FLU			
1919	Drury	W	41	12
1920	Missouri Wesleyan	W	41	0
1921	Oklahoma A&M	W	36	0
1922	Grinnell	W	23	0
1923	Springfield Teachers	W	10	0
1924	at Chicago	W	3	0
1925	at Tulane	T	6	6
1926	Tulane	T	0	0
1927	Kansas State	W	13	6
1928	Centre	W	60	0
1929	at Iowa State	W	19	0
1930	Colorado	L	0	9
1931	at Texas	L	0	31
1932	at Northwestern	L	0	27
1933	Central Methodist	W	31	0
1934	at Colorado	T	0	0
1935	William Jewell	W	39	0
1936	Cape Girardeau	W	20	0
1937	at Colorado	L	6	14
1938	Colorado	W	14	7
1939	Colorado	W	30	0
1940	St. Louis	W	40	26
1941	at Ohio State	L	7	12
1942	vs. Fort Riley (in St. Joseph)	W	31	0
1943	at Minnesota	L	13	26
1944	vs. Arkansas (STL)	L	6	7
1945	at Minnesota	L	0	34
1946	at Texas	L	0	42
1947	St. Louis	W	19	0
1948	at Ohio State	L	7	21
1949	at Ohio State	L	34	35
1950	Clemson	L	0	34
1951	Fordham	L	20	34
1952	Maryland	L	10	13
1953	Maryland	L	6	20
1954	at Purdue	L	0	31
1955	Maryland	L	12	13
1956	Oregon State	L	13	19

Year	Opponent	Result	MU	OPP
1957	at Vanderbilt	T	7	7
1958	Vanderbilt	L	7	12
1959	Penn State	L	8	19
1960	SMU	W	20	0
1961	Washington State	W	28	6
1962	at California	W	21	10
1963	Northwestern	L	12	23
1964	at California	L	14	21
1965	Kentucky	L	0	7
1966	Minnesota	W	24	0
1967	SMU	W	21	0
1968	at Kentucky	L	6	12
1969	Air Force	W	19	17
1970	vs. Baylor (STL)	W	38	0
1971	Stanford	L	0	19
1972	Oregon	W	24	22
1973	Mississippi	W	17	0
1974	at Mississippi	L	0	10
1975	vs. Alabama (in Birmingham)	W	20	7
1976	at USC	W	46	25
1977	USC	L	10	27
1978	at Notre Dame	W	3	0
1979	San Diego State	W	45	15
1980	New Mexico	W	47	16
1981	Army	W	24	10
1982	Colorado State	W	28	14
1983	Illinois	W	28	18
1984	at Illinois	L	24	30
1985	Northwestern	L	23	27
1986	Utah State	W	24	10
1987	Baylor	W	23	18
1988	Utah State	W	35	21
1989	TCU	W	14	10
1990	TCU	L	19	20
1991	Illinois	W	23	19
1992	at Illinois	L	17	24
1993	Illinois	W	31	3
1994	Tulsa	L	17	20
1995	North Texas	W	28	7
1996	at Texas	L	10	40
1997	Eastern Michigan	W	44	24
1998	Bowling Green	W	37	0
1999	UAB	W	31	28
2000	Western Illinois	W	50	20
2001	Bowling Green	L	13	20
2002	vs. Illinois (STL)	W	33	20
2003	vs. Illinois (STL)	W	22	15
2004	Arkansas State	W	52	20
2005	vs. Arkansas State (KC)	W	44	17
2006	Murray State	W	47	7
2007	vs. Illinois (STL)	W	40	34
2008	vs. Illinois (STL)	W	52	42
2009	vs. Illinois (STL)	W	37	7
2010	vs. Illinois (STL)	W	23	13
2011	Miami (Ohio)	W	17	6
2012	SE Louisiana	W	62	10
2013	Murray State	W	58	14
2014	South Dakota State	W	38	18
2015	Southeast Missouri State	W	34	3
2016	at West Virginia	L	11	26

2737 1526

### Overall

WINS	81
LOSSES	40
TIES	5
PERCENTAGE	0.663



## 2017 MIZZOU FOOTBALL

# MIZZOU IN HOME OPENERS

Year	Opponent	Result	MU	OPP
1890	Picked Team	W	22	6
1891	Kansas City YMCA	W	8	0
1892	Iowa	W	24	0
1893	Denver A.C.	L	0	26
1894	Sedalia A.C.	W	44	6
1895	Sedalia A.C.	W	10	0
1896	Iowa State	L	0	12
1897	Warrensburg	W	10	0
1898	Wentworth M.A.	T	0	0
1899	Warrensburg	W	21	0
1900	Kirksville Osteopaths	W	13	0
1901	Kirksville Osteopaths	L	5	22
1902	Washburn	W	28	0
1903	Rolla	W	40	0
1904	Kirksville	W	6	0
1905	Kirksville	W	6	0
1906	Kirksville	W	23	4
1907	Central Methodist	W	39	0
1908	Warrensburg	W	57	6
1909	Monmouth	W	12	6
1910	Monmouth	W	9	0
1911	William Jewell	W	15	0
1912	Central Methodist	W	55	7
1913	Drury	W	69	0
1914	Rolla	L	0	9
1915	Oklahoma A&M	W	13	6
1916	Central Methodist	W	40	0
1917	William Jewell	W	14	6
1918	NO TEAM - FLU			
1919	Drury	W	41	12
1920	Missouri Wesleyan	W	41	0
1921	Oklahoma A&M	W	36	0
1922	Grinnell	W	23	0
1923	Springfield Teachers	W	10	0
1924	Missouri Wesleyan	W	14	0
1925	Nebraska	W	9	6
1926	Tulane	T	0	0
1927	Nebraska	W	7	6
1928	Centre	W	60	0
1929	Drake	W	20	0
1930	Colorado	L	0	9
1931	Kansas State	L	7	20
1932	Texas	L	0	65
1933	Central Methodist	W	31	0
1934	Iowa State	L	0	13
1935	William Jewell	W	39	0
1936	Cape Girardeau	W	20	0
1937	Kansas State	W	14	7
1938	Colorado	W	14	7
1939	Colorado	W	30	0
1940	St. Louis	W	40	26
1941	Colorado	W	21	6
1942	St. Louis	W	38	7
1943	Kansas State	W	47	14
1944	Iowa State	T	21	21
1945	Kansas State	W	41	7
1946	Iowa State	W	33	13
1947	St. Louis	W	19	0
1948	SMU	W	20	14
1949	Oklahoma A&M	W	21	7
1950	Clemson	L	0	34
1951	Fordham	L	20	34
1952	Maryland	L	10	13
1953	Maryland	L	6	20
1954	SMU	L	6	25
1955	Maryland	L	12	13
1956	Oregon State	L	13	19
1957	Vanderbilt	T	7	7
1958	Vanderbilt	L	7	12
1959	Penn State	L	8	19

Year	Opponent	Result	MU	OPP
1960	SMU	W	20	0
1961	Washington State	W	28	6
1962	Arizona	W	17	7
1963	Northwestern	L	12	23
1964	Utah	W	23	6
1965	Kentucky	L	0	7
1966	Minnesota	W	24	0
1967	SMU	W	21	0
1968	Army	W	7	3
1969	Air Force	W	19	17
1970	Minnesota	W	34	12
1971	Stanford	L	0	19
1972	Oregon	W	24	22
1973	Mississippi	W	17	0
1974	Baylor	W	28	21
1975	Wisconsin	W	27	21
1976	Illinois	L	6	31
1977	USC	L	10	27
1978	Alabama	L	20	38
1979	San Diego State	W	45	15
1980	New Mexico	W	47	16
1981	Army	W	24	10
1982	Colorado State	W	28	14
1983	Illinois	W	28	18
1984	Wisconsin	L	34	35
1985	Northwestern	L	23	27
1986	Utah State	W	24	10
1987	Baylor	W	23	18
1988	Utah State	W	35	21
1989	TCU	W	14	10
1990	TCU	L	19	20
1991	Illinois	W	23	19
1992	Texas A&M	L	13	26
1993	Illinois	W	31	3
1994	Tulsa	L	17	20
1995	North Texas	W	28	7
1996	Memphis	L	16	19
1997	Eastern Michigan	W	44	24
1998	Bowling Green	W	37	0
1999	UAB	W	31	28
2000	Western Illinois	W	50	20
2001	Bowling Green	L	13	20
2002	Ball State	W	41	6
2003	Eastern Illinois	W	37	0
2004	Arkansas State	W	52	20
2005	New Mexico	L	35	45
2006	Murray State	W	47	7
2007	Western Michigan	W	52	24
2008	Southeast Missouri State	W	52	3
2009	Bowling Green	W	27	20
2010	McNeese State	W	50	6
2011	Miami (Ohio)	W	17	6
2012	SE Louisiana	W	62	10
2013	Murray State	W	58	14
2014	South Dakota State	W	38	18
2015	Southeast Missouri State	W	34	3
2016	Eastern Michigan	W	61	21

3036 1435

### Overall

WINS	91
LOSSES	31
TIES	4
PERCENTAGE	0.738

### At Faurot Field (Since 1926)

WINS	61
LOSSES	27
TIES	3
PERCENTAGE	0.687

### MU'S 1st HOMECOMING GAME

Legend says that the Homecoming tradition got its start at the University of Missouri in 1911, thanks to the vision and efforts of Chester L. Brewer, MU's Director of Athletics. Although other schools make similar claims to being the originators of the tradition, Missouri certainly was among the first to hold a homecoming football game.

That year, the Missouri-Kansas game was to be played on a college campus for the first time. Previously, the game had been played in either Kansas City or St. Joseph, and Missouri trailed in the series by a 12-5-3 count.

Brewer wanted to add some spice to the season-ending game in Columbia, so he issued a plea to Mizzou alumni and especially to former Tiger football players to "Come Home" for the game. They did, with a record crowd of 9,000 overflowing Rollins Field.

With four minutes to play, and MU trailing by three, Tiger captain Glen Shuck booted a tying field goal from a difficult angle. Then, little Billy Bles caught a rampaging KU fullback in the open field in the final seconds to preserve the tie, and was carried off the field.

Hence, "Homecoming" was born. MU has a 60-39-5 record in Homecoming games. Not surprisingly, Kansas has been the most common Homecoming opponent 27 times — with MU leading in those games, 18-7-2, although the two clubs did not meet on Homecoming from 1960 until 2000.

1911 Missouri 3, Kansas 3  
 1912 Nebraska 7, Missouri 0  
 1913 Missouri 3, Kansas 0  
 1914 Iowa State 6, Missouri 0  
 1915 Kansas 8, Missouri 6  
 1916 Missouri 3, Texas 0  
 1917 Kansas 27, Missouri 3  
 1918 *no varsity schedule*  
 1919 Nebraska 12, Missouri 5  
 1920 Missouri 17, Kansas 7  
 1921 Missouri 24, Oklahoma 14  
 1922 Missouri 9, Kansas 7  
 1923 Oklahoma 13, Missouri 0  
 1924 Missouri 14, Kansas 0  
 1925 Missouri 16, Oklahoma 14  
 1926 Missouri 15, Kansas 0  
 1927 Missouri 20, Oklahoma 7  
 1928 Missouri 25, Kansas 6  
 1929 Missouri 7, Nebraska 7  
 1930 Kansas 32, Missouri 0  
 1931 Missouri 7, Oklahoma 0  
 1932 Kansas 7, Missouri 0  
 1933 Oklahoma 21, Missouri 0  
 1934 Kansas 20, Missouri 0  
 1935 Oklahoma 20, Missouri 6  
 1936 Missouri 19, Kansas 3  
 1937 Oklahoma 7, Missouri 0  
 1938 Missouri 13, Kansas 7  
 1939 Missouri 7, Oklahoma 6  
 1940 Missouri 45, Kansas 20  
 1941 Missouri 28, Oklahoma 0  
 1942 Missouri 42, Kansas 13  
 1943 Oklahoma 20, Missouri 13  
 1944 Missouri 28, Kansas 0  
 1945 Missouri 14, Oklahoma 6  
 1946 Kansas 20, Missouri 19  
 1947 Oklahoma 21, Missouri 12  
 1948 Missouri 21, Kansas 7  
 1949 Missouri 21, Nebraska 20  
 1950 Missouri 20, Kansas 6  
 1951 Missouri 35, Nebraska 19  
 1952 Missouri 20, Kansas 19  
 1953 Missouri 23, Nebraska 7  
 1954 Missouri 41, Kansas 18  
 1955 Nebraska 18, Missouri 12

1956 Missouri 15, Kansas 13  
 1957 Missouri 14, Nebraska 13  
 1958 Missouri 13, Kansas 13  
 1959 Missouri 9, Nebraska 0  
 1960 \*Kansas 23, Missouri 7  
 1961 Missouri 10, Nebraska 0  
 1962 Missouri 57, Colorado 0  
 1963 Nebraska 13, Missouri 12  
 1964 Missouri 16, Colorado 7  
 1965 Nebraska 16, Missouri 14  
 1966 Colorado 26, Missouri 0  
 1967 Missouri 28, Kansas State 6  
 1968 Missouri 42, Iowa State 7  
 1969 Missouri 41, Kansas State 38  
 1970 Iowa State 31, Missouri 19  
 1971 Kansas State 28, Missouri 12  
 1972 Missouri 20, Colorado 17  
 1973 Missouri 13, Oklahoma State 9  
 1974 Missouri 9, Arizona State 0  
 1975 Missouri 35, Kansas State 3  
 1976 Iowa State 21, Missouri 17  
 1977 Missouri 28, Kansas State 13  
 1978 Colorado 28, Missouri 27  
 1979 Kansas State 19, Missouri 3  
 1980 Missouri 45, Colorado 7  
 1981 Oklahoma St. 16, Missouri 12  
 1982 Missouri 17, Iowa State 17  
 1983 Missouri 38, Kansas State 0  
 1984 Missouri 14, Iowa State 14  
 1985 California 39, Missouri 32  
 1986 Colorado 17, Missouri 12  
 1987 Missouri 34, Kansas State 10  
 1988 Iowa State 21, Missouri 3  
 1989 Oklahoma St. 31, Missouri 30  
 1990 Missouri 31, Kansas State 10  
 1991 Missouri 41, Oklahoma State 7  
 1992 Nebraska 34, Missouri 24  
 1993 Missouri 42, Oklahoma State 9  
 1994 Colorado 38, Missouri 23  
 1995 Oklahoma State 30, Missouri 26  
 1996 Missouri 35, Okla. State 28 (OT)  
 1997 Missouri 37, Texas 29  
 1998 Missouri 20, Oklahoma 6  
 1999 Iowa State 24, Missouri 21  
 2000 Kansas 38, Missouri 17

2001 Iowa State 20, Missouri 13  
 2002 Missouri 36, Kansas 12  
 2003 Missouri 62, Texas Tech 31  
 2004 Oklahoma State 20, Missouri 17  
 2005 Missouri 27, Iowa State 24 (OT)  
 2006 Missouri 41, Kansas State 21  
 2007 Missouri 41, Texas Tech 10  
 2008 Missouri 58, Colorado 0  
 2009 Texas 41, Missouri 7  
 2010 Missouri 36, Oklahoma 27  
 2011 Missouri 52, Iowa State 17  
 2012 Missouri 33, Kentucky 10  
 2013 South Carolina 27, Missouri 24 (2-OT)  
 2014 Missouri 24, Vanderbilt 14  
 2015 Florida 21, Missouri 3  
 2016 Middle Tennessee 51, Missouri 45

### MIZZOU'S HOMECOMING RECORD VS. OPPONENTS

**Arizona State:** 1-0-0  
**California:** 0-1-0  
**Colorado:** 5-4-0  
**Florida:** 0-1-0  
**Iowa State:** 3-6-2  
**Kansas:** 18-7-2\*  
**Kansas State:** 8-2-0  
**Kentucky:** 1-0-0  
**Middle Tennessee:** 0-1-0  
**Nebraska:** 6-6-1  
**Oklahoma:** 9-6-0  
**Oklahoma State:** 4-4-0  
**South Carolina:** 0-1-0  
**Texas:** 2-1-0  
**Texas Tech:** 2-0-0  
**Vanderbilt:** 1-0-0  
**TOTALS:** 60-39-5

*\*-Win total versus Kansas, and overall, reflects 1960 game as a win for Mizzou. Kansas won the game on the field, but later forfeited due to the use of an ineligible player.*

## 2017 MIZZOU FOOTBALL

# MIZZOU TELEVISED GAME HISTORY

1954 (ABC)		
Nov. 25	Reg.	Maryland 74, Missouri 13
1957 (NBC)		
Nov. 23	Reg.	Kansas 9, Missouri 7
1958 (NBC)		
Nov. 15	Reg.	Oklahoma 39, Missouri 9
1959 (NBC)		
Nov. 7	Reg.	Missouri 13, Air Force 0
1961 (ABC)		
Nov. 4	Reg.	Colorado 7, Missouri 6
1962 (CBS)		
Nov. 3	Reg.	Missouri 16, Nebraska 7
1963 (CBS)		
Nov. 16	Reg.	Oklahoma 13, Missouri 3
1964 (NBC)		
Oct. 24	Reg.	Missouri 44, Iowa State 0
1965 (NBC)		
Sept. 20	Reg.	Missouri 44, Kansas 20
1966 (ABC)		
Oct. 1	Nat.	UCLA 24, Missouri 14
Oct. 29	Reg.	Nebraska 35, Missouri 0
1969 (ABC)		
Nov. 8	Reg.	Missouri 44, Oklahoma 10
1970 (ABC)		
Sept. 19	Reg.	Missouri 34, Minnesota 12
Oct. 17	Nat.	Notre Dame 24, Missouri 7
1971 (ABC)		
Sept. 18	Reg.	Air Force 7, Missouri 6
1972 (ABC)		
Nov. 18	Reg.	Missouri 6, Iowa State 5
1973 (ABC)		
Oct. 6	Reg.	Missouri 17, SMU 7
1974 (ABC)		
Oct. 5	Reg.	Wisconsin 59, Missouri 20
1975 (ABC)		
Sept. 8	Nat.	Missouri 20, Alabama 7
Sept. 20	Reg.	Missouri 30, Illinois 20
Nov. 1	Nat.	Nebraska 30, Missouri 7
1976 (ABC)		
Oct. 23	Nat.	Missouri 34, Nebraska 24
Oct. 30	Reg.	Oklahoma 20, Missouri 19
1978 (ABC)		
Oct. 28	Reg.	Colorado 28, Missouri 27

1979 (ABC)		
Sept. 22	Reg.	Missouri 33, Ole Miss 7
Nov. 10	Reg.	Missouri 18, Iowa State 9
1980 (ABC)		
Oct. 25	Reg.	Missouri 13, Kansas State 3
1981 (ABC)		
Oct. 3	Reg.	Missouri 14, Miss. State 3
Oct. 24	Reg.	Nebraska 6, Missouri 0
1982		
Oct. 9	CBS Reg.	Missouri 7, Kansas State 7
Oct. 23	ABC Reg.	Nebraska 23, Missouri 19
Nov. 13	CBS Reg.	Oklahoma 41, Missouri 14
1983		
Oct. 15	ABC Nat.	Nebraska 34, Missouri 13
Nov. 5	ABC Reg.	Missouri 10, Oklahoma 0
1984		
Sept. 15	KATZ	Wisconsin 35, Missouri 34
Sept. 29	ABC Nat.	Notre Dame 16, Missouri 14
Oct. 6	KATZ	Missouri 52, Colorado 7
Oct. 13	KATZ	Nebraska 33, Missouri 23
Oct. 20	KATZ	Missouri 61, Kansas State 21
Nov. 3	KATZ	Oklahoma 49, Missouri 7
Nov. 10	ESPN	Oklahoma 31, Missouri 13
1985		
Oct. 19	Raycom	Nebraska 28, Missouri 20
Nov. 9	Raycom	Oklahoma 51, Missouri 6
Nov. 23	Raycom	Kansas 34, Missouri 20
1986		
Oct. 11	Raycom	Colorado 17, Missouri 12
Oct. 25	Raycom	Missouri 17, Kansas State 6
Nov. 22	Raycom	Missouri 48, Kansas 0
Dec. 4	ESPN	Oklahoma 10, Missouri 6*
1992		
Sept. 12	ABC Reg.	Illinois 24, Missouri 17
Sept. 26	ESPN	Indiana 20, Missouri 10
Oct. 8	ESPN	Colorado 6, Missouri 0*
1996		
Aug. 3	FSN	Texas 40, Missouri 10
Sept. 21	FSN	Missouri 38, Clemson 24
Nov. 23	FSN	Missouri 42, Kansas 25
1997		
Sept. 13	FSN	Kansas 15, Missouri 7
Sept. 27	ABC Nat.	Ohio State 31, Missouri 10
Oct. 11	FSN	Kansas State 41, MU 11
Oct. 25	FSN	Missouri 51, Okla. St. 50
Nov. 8	ABC Nat.	Nebraska 45, Missouri 38

1998		
Sept. 12	ABC Reg.	Missouri 41, Kansas 23
Sept. 19	ABC Reg.	Ohio State 35, Missouri 14
Oct. 24	FSN	Nebraska 20, Missouri 13
Nov. 7	FSN	Missouri 38, Colorado 14
Nov. 14	FSN	Texas A&M 14, Missouri 17
Nov. 21	ABC Reg.	Kansas State 31, Missouri 25
1999		
Sept. 4	FSN	Missouri 31, UAB 28
Sept. 25	FSN	Nebraska 40, Missouri 10
Oct. 2	FSN	Missouri 27, Memphis 17
Oct. 9	FSN	Colorado 46, Missouri 39
Oct. 16	FSN	Iowa State 24, Missouri 21
Nov. 13	FSN	Texas A&M 51, Missouri 14
2000		
Sept. 9	ABC	Clemson 62, Missouri 9
Sept. 16	FSN	Michigan St. 13, Missouri 10
Sept. 30	FSN	Nebraska 42, Missouri 24
Oct. 28	FSN	Iowa State 39, Missouri 20
Nov. 18	FSN	Kansas State 28, Missouri 24
2001		
Sept. 29	FSN	Nebraska 36, Missouri 3
Nov. 17	FSN	Kansas State 24, Missouri 3
Nov. 24	ESPN2	Michigan St. 55, Missouri 7
2002		
Aug. 31	ABC	Missouri 33, Illinois 20
Oct. 5	FSN	Oklahoma 31, Missouri 24
Oct. 12	PPV	Nebraska 24, Missouri 13
Nov. 9	FSN	Colorado 42, Missouri 35 (OT)
Nov. 23	ABC	Kansas State 38, Missouri 0
2003		
Aug. 30	ABC	Missouri 22, Illinois 15
Sept. 27	FSN	Kansas 35, Missouri 14
Oct. 11	TBS	Missouri 41, Nebraska 24
Oct. 18	FSN	Oklahoma 34, Missouri 13
Oct. 25	FSN	Missouri 62, Texas Tech 31
Nov. 15	FSN	Missouri 45, Texas A&M 22
Nov. 22	TBS	Kansas State 24, Missouri 14
Nov. 29	ABC	Missouri 45, Iowa State 7
Dec. 31	ESPN	Arkansas 27, Missouri 14
2004		
Sept. 9	ESPN2	Troy 24, Missouri 14*
Oct. 2	ABC	Missouri 17, Colorado 9
Oct. 9	FSN	Missouri 30, Baylor 10
Oct. 16	ABC	Texas 28, Missouri 20
Oct. 23	ABC	Oklahoma St. 20, Missouri 17
Oct. 30	FSN	Nebraska 24, Missouri 3
Nov. 6	FSN	Kansas State 35, Missouri 24
Nov. 27	ABC	Missouri 17, Iowa State 14 (OT)
2005		
Oct. 1	ABC	Texas 52, Missouri 21
Oct. 22	FSN	Missouri 41, Nebraska 24
Nov. 5	ABC	Colorado 41, Missouri 12
Dec. 30	ESPN	Missouri 38, South Carolina 31

# MIZZOU TELEVISED GAME HISTORY

## 2017 MIZZOU FOOTBALL

2006		
Sept. 9	FSN	Missouri 34, Mississippi 7
Sept. 16	MT.WEST	Missouri 27, New Mexico 17
Sept. 30	FSN	Missouri 28, Colorado 13
Oct. 7	TBS	Missouri 38, Texas Tech 21
Oct. 14	ABC	Texas A&M 25, Missouri 19
Oct. 28	ABC	Oklahoma 26, Missouri 10
Nov. 4	ABC	Nebraska 34, Missouri 20
Nov. 25	ABC	Missouri 42, Kansas 17
Dec. 29	CBS	Oregon State 39, Missouri 38

2007		
Sept. 1	ESPN2	Missouri 40, Illinois 34
Oct. 6	ESPN	Missouri 41, Nebraska 6
Oct. 13	FSN	Oklahoma 41, Missouri 31
Oct. 20	ABC	Missouri 41, Texas Tech 10
Nov. 3	FSN	Missouri 55, Colorado 10
Nov. 10	FSN	Missouri 40, Texas A&M 26
Nov. 17	FSN	Missouri 49, Kansas State 32
Nov. 24	ABC	Missouri 36, Kansas 28
Dec. 1	ABC	Oklahoma 38, Missouri 17
Jan. 1	FOX	Missouri 38, Arkansas 7

2008		
Aug. 30	ESPN	Missouri 52, Illinois 42
Sept. 13	FSN	Missouri 69, Nevada 17
Oct. 4	ESPN	Missouri 52, Nebraska 17
Oct. 11	ESPN2	Oklahoma State 28, Missouri 23
Oct. 18	ABC	Texas 56, Missouri 31
Oct. 25	FSN	Missouri 58, Colorado 0
Nov. 8	FSN	Missouri 41, Kansas State 24
Nov. 15	FSN	Missouri 52, Iowa State 20
Nov. 29	FSN	Kansas 40, Missouri 37
Dec. 6	ABC	Oklahoma 62, Missouri 21
Dec. 29	ESPN	Missouri 30, Northwestern 23 (OT)

2009		
Sept. 5	ESPN	Missouri 37, Illinois 7
Sept. 12	PPV	Missouri 27, Bowling Green 20
Sept. 19	PPV	Missouri 52, Furman 12
Sept. 25	ESPN	Missouri 31, Nevada 21#
Oct. 8	ESPN	Nebraska 27, Missouri 12*
Oct. 17	ESPN2	Oklahoma State 33, Missouri 17
Oct. 24	ABC	Texas 41, Missouri 7
Oct. 31	FSN	Missouri 36, Colorado 17
Nov. 14	Versus	Missouri 38, Kansas State 12
Nov. 28	ABC	Missouri 41, Kansas 39
Dec. 31	ESPN	Navy 35, Missouri 13

2010		
Sept. 4	FSN	Missouri 23, Illinois 13
Sept. 11	PPV	Missouri 50, McNeese St. 6
Sept. 18	PPV	Missouri 27, San Diego St. 24
Oct. 9	FSN	Missouri 26, Colorado 0
Oct. 16	FSN	Missouri 30, Texas A&M 9
Oct. 23	ABC	Missouri 36, Oklahoma 27
Oct. 30	ABC	Nebraska 31, Missouri 17
Nov. 6	ABC	Texas Tech 24, Missouri 17
Nov. 13	FSN	Missouri 38, Kansas St. 28
Nov. 20	FSN	Missouri 14, Iowa St. 0
Nov. 27	FSN	Missouri 35, Kansas 7
Dec. 28	ESPN	Iowa 27, Missouri 24

2011		
Sept. 3	FSN	Missouri 17, Miami (Ohio) 6
Sept. 9	ESPN	Arizona State 37, Missouri 30 (OT)#
Sept. 17	PPV	Missouri 69, Western Illinois 0
Sept. 24	F/X	Oklahoma 38, Missouri 28
Oct. 8	ABC	Kansas State 24, Missouri 17
Oct. 22	F/X	Oklahoma State 45, Missouri 24
Oct. 29	F/X	Missouri 38, Texas A&M 31 (OT)
Nov. 5	FSN	Baylor 42, Missouri 39
Nov. 12	F/X	Missouri 17, Texas 5
Nov. 19	ABC	Missouri 31, Texas Tech 27
Nov. 26	FSN	Missouri 24, Kansas 10
Dec. 26	ESPN2	Missouri 41, North Carolina 24

2012		
Sept. 1	PPV	at Missouri 62, SE Louisiana 10
Sept. 8	ESPN2	Georgia 41, at Missouri 20
Sept. 15	ESPN2	at Missouri 24, Arizona State 20
Sept. 22	CBS	at South Carolina 31, Missouri 10
Sept. 29	FSN	Missouri 21, at UCF 16
Oct. 6	FSN	Vanderbilt 19, at Missouri 15
Oct. 13	CBS	Alabama 42, at Missouri 10
Oct. 27	ESPNU	at Missouri 33, Kentucky 10
Nov. 3	ESPN2	at Florida 14, Missouri 7
Nov. 10	SEC	Missouri 51, at Tennessee 48 (4-OT)
Nov. 17	ESPNU	Syracuse 31, at Missouri 27
Nov. 24	ESPN2	at Texas A&M 59, Missouri 29

2013		
Aug. 31	PPV	at Missouri 58, Murray State 14
Sept. 7	ESPNU	at Missouri 38, Toledo 23
Sept. 21	Big 10	Missouri 45, at Indiana 28
Sept. 28	CSS	at Missouri 41, Arkansas State 19
Oct. 5	CSS	Missouri 51, at Vanderbilt 28
Oct. 12	ESPN	Missouri 41, at Georgia 26
Oct. 19	SECTV	at Missouri 36, Florida 17
Oct. 26	ESPNU	South Carolina 27, at Missouri 24 (2-OT)
Nov. 2	ESPN	at Missouri 31, Tennessee 3
Nov. 9	ESPNU	Missouri 48, at Kentucky 17
Nov. 23	ESPN	Missouri 24, at Ole Miss 10
Nov. 30	ESPN	at Missouri 28, Texas A&M 21
Dec. 7	CBS	Auburn 59, Missouri 42
Jan. 3	FOX	Missouri 41, Oklahoma State 31

2014		
Aug. 30	ESPNU	Missouri 38, South Dakota St. 18
Sept. 6	ESPN	Missouri 49, at Toledo 24
Sept. 13	SECN	Missouri 38, UCF 10
Sept. 20	SECN	Indiana 31, Missouri 27
Sept. 27	ESPN	Missouri 21, at South Carolina 20
Oct. 11	CBS	Georgia 34, at Missouri 0
Oct. 18	ESPN2	Missouri 42, at Florida 13
Oct. 25	SECN	Missouri 24, Vanderbilt 14
Nov. 1	SECN	Missouri 20, Kentucky 10
Nov. 15	SECN	Missouri 34, at Texas A&M 27
Nov. 22	ESPN	Missouri 29, at Tennessee 21
Nov. 28	CBS	Missouri 21, Arkansas 14#
Dec. 6	CBS	Alabama 42, Missouri 13
Jan. 1	ABC	Missouri 33, Minnesota 17

2015		
Sept. 5	SECN	Missouri 34, SE Missouri State 3
Sept. 19	ESPN	Missouri 9, UConn 6
Sept. 26	SECN	Kentucky 21, Missouri 13
Oct. 3	SECN	Missouri 24, South Carolina 10
Oct. 10	SECN	Florida 21, Missouri 3
Oct. 17	SECN	Georgia 9, Missouri 6
Oct. 24	SECN	Vanderbilt 10, Missouri 3
Nov. 5	ESPN	Mississippi State 31, Missouri 13*
Nov. 14	SECN	Missouri 20, BYU 16
Nov. 21	ESPN2	Tennessee 19, Missouri 8
Nov. 27	CBS	Arkansas 28, Missouri 3#

2016		
Sept. 3	FS1	West Virginia 26, Mizzou 11
Sept. 10	SEC	Mizzou 61, Eastern Michigan 21
Sept. 17	SEC	Georgia 28, Mizzou 27
Sept. 24	SEC	Mizzou 79, Delaware State 0
Oct. 1	SEC	LSU 42, Mizzou 7
Oct. 15	SEC	Florida 40, Mizzou 14
Oct. 22	SEC	Middle Tennessee 51, Mizzou 45
Oct. 29	SEC	Kentucky 35, Mizzou 21
Nov. 5	SEC	South Carolina 31, Mizzou 21
Nov. 12	SEC	Mizzou 26, Vanderbilt 17
Nov. 19	CBS	Tennessee 63, Mizzou 37
Nov. 25	CBS	Mizzou 28, Arkansas 24#

\* — Thursday Night Game

# — Friday Game

### SUMMARY OF TV APPEARANCES

Total Appearances	235 (118-116-1)
ABC Appearances	60 (25-35)
FSN Appearances	54 (29-25)
ESPN Appearances	27 (16-11)
SEC Network (2014-present)	21 (10-11)
CBS Appearances	14 (3-10-1)
ESPN2 Appearances	12 (4-8)
Pay-Per-View Appearances	8 (7-1)
Raycom Appearance	6 (2-4)
ESPNU Appearances	6 (4-2)
NBC Appearances	5 (3-2)
KATZ Appearances	5 (2-3)
F/X Appearances	4 (2-2)
TBS Appearances	3 (2-1)
FOX Appearances	2 (2-0)
CSS Appearances	2 (2-0)
SEC TV Appearances (2012-13)	2 (2-0)
Mountain West Appearances	1 (1-0)
Versus Appearances	1 (1-0)
Big Ten Network Appearances	1 (1-0)
Fox Sports 1 Appearances	1 (0-1)

Date	MU Rank	Opp. Rank	Opponent	Result	MU Score	Opp. Score	Site	Overtime
12/6/2014	14	1	Alabama	L	13	42	Neutral	
10/13/2012		1	Alabama	L	10	42	Home	
9/24/2011		1	Oklahoma	L	28	38	Away	
10/18/2008	11	1	Texas	L	31	56	Away	
10/18/2003	24	1	Oklahoma	L	13	34	Away	
9/30/2000		1	Nebraska	L	24	42	Away	
9/19/1998	21	1	Ohio State	L	14	35	Away	
11/8/1997		1	Nebraska	L	38	45	Home	I-OT
10/1/1988		1	Miami, Fla.	L	0	55	Away	
11/14/1987		1	Oklahoma	L	13	17	Away	
10/15/1983		1	Nebraska	L	13	34	Home	
9/30/1978	14	1	Oklahoma	L	23	45	Away	
9/16/1978	11	1	Alabama	L	20	38	Home	
10/9/1971		1	Nebraska	L	0	36	Home	
11/24/2007	3	2	Kansas	W	36	28	Neutral	
10/1/2005		2	Texas	L	20	51	Home	
11/21/1998	19	2	Kansas State	L	25	31	Home	
10/14/1995		2	Nebraska	L	0	57	Away	
9/23/1989		2	Miami, Fla.	L	7	38	Home	
10/31/1987		2	Nebraska	L	7	42	Home	
11/3/1979		2	Nebraska	L	20	23	Home	
11/18/1978		2	Nebraska	W	35	31	Away	
9/25/1976		2	Ohio State	W	22	21	Away	
9/8/1975		2	Alabama	W	20	7	Away	
11/9/1974		2	Oklahoma	L	0	37	Away	
10/13/1973	12	2	Nebraska	W	13	12	Home	
11/6/1971		2	Oklahoma	L	3	20	Home	
1/1/1970	6	2	Penn State	L	3	10	Neutral	
10/1/1966		2	UCLA	L	15	24	Away	
11/9/1957	19	2	Oklahoma	L	14	39	Home	
11/17/1956		2	Oklahoma	L	14	67	Away	
11/5/1955		2	Oklahoma	L	0	20	Home	
9/20/1952		2	Maryland	L	10	13	Home	
11/18/1950		2	Oklahoma	L	7	41	Away	
12/7/2013	5	3	Auburn	L	42	59	Neutral	
10/23/2010	18	3	Oklahoma	W	36	27	Home	
10/24/2009		3	Texas	L	7	41	Home	
10/5/2002		3	Oklahoma	L	24	31	Home	
10/22/1994		3	Nebraska	L	7	42	Home	
10/7/1989		3	Colorado	L	3	49	Away	
10/18/1986		3	Nebraska	L	17	48	Away	
10/23/1976	17	3	Nebraska	W	34	24	Away	
11/1/1975	12	3	Nebraska	L	7	30	Home	
11/10/1973	10	3	Oklahoma	L	3	31	Home	
10/17/1970	18	3	Notre Dame	L	7	24	Home	
10/30/1965		3	Nebraska	L	14	16	Home	
11/13/1954		3	Oklahoma	L	13	34	Away	
10/7/1950		3	SMU	L	0	21	Home	
11/12/1949		3	Oklahoma	L	7	27	Home	
12/6/2008	19	4	Oklahoma	L	21	62	Neutral	
9/29/2001		4	Nebraska	L	3	36	Home	
10/14/1989		4	Nebraska	L	7	50	Home	
11/8/1986		4	Oklahoma	L	0	77	Away	
11/10/1984		4	Oklahoma State	L	13	31	Away	
9/29/1979	5	4	Texas	L	0	21	Home	
9/10/1977		4	USC	L	10	27	Home	
1/2/1961	5	4	Navy	W	21	14	Neutral	
9/24/1955		4	Michigan	L	7	42	Away	
11/3/1951		4	Maryland	L	0	35	Away	
10/9/1948		4	SMU	W	20	14	Home	

# MU VS RANKED OPPONENTS (BY OPP. RANK)

2017 MIZZOU FOOTBALL

Date	MU Rank	Opp. Rank	Opponent	Result	MU Score	Opp. Score	Site	Overtime
11/9/1996		5	Nebraska	L	7	51	Away	
10/8/1994		5	Colorado	L	23	38	Home	
10/23/1993		5	Nebraska	L	7	49	Away	
9/19/1992		5	Texas A&M	L	13	26	Home	
10/29/1988		5	Nebraska	L	18	26	Away	
10/23/1982		5	Nebraska	L	19	23	Away	
9/9/1978		5	Notre Dame	W	3	0	Away	
10/31/1964		5	Nebraska	L	0	9	Away	
11/16/1963		5	Oklahoma	L	3	13	Home	
1/1/1960	18	5	Georgia	L	0	14	Neutral	
10/5/1957		5	Texas A&M	L	0	28	Home	
9/17/1955		5	Maryland	L	12	13	Home	
11/18/1939	12	5	Oklahoma	W	7	6	Home	
10/22/2011		6	Oklahoma State	L	24	45	Home	
10/13/2007	11	6	Oklahoma	L	31	41	Away	
9/25/1999		6	Nebraska	L	10	40	Home	
11/14/1998	13	6	Texas A&M	L	14	17	Away	
10/13/1984		6	Nebraska	L	23	33	Away	
11/15/1975	18	6	Oklahoma	L	27	28	Home	
10/14/1972		6	Nebraska	L	0	62	Away	
10/10/1970	16	6	Nebraska	L	7	21	Away	
10/14/1967		6	Colorado	L	9	23	Away	
11/15/1958		6	Oklahoma	L	0	39	Away	
1/1/1942	7	6	Fordham	L	0	2	Neutral	
10/12/2013	25	7	Georgia	W	41	26	Away	
9/22/2012	RV	7	South Carolina	L	10	31	Away	
9/15/2012	RV	7	Georgia	L	20	41	Home	
10/27/2001		7	Texas	L	16	35	Home	
10/24/1998	19	7	Nebraska	L	13	20	Away	
9/27/1997		7	Ohio State	L	10	31	Home	
11/2/1996		7	Colorado	L	13	41	Home	
10/13/1990		7	Nebraska	L	21	69	Away	
11/9/1985		7	Oklahoma	L	6	51	Home	
11/17/1979		7	Oklahoma	L	22	24	Home	
10/15/1977		7	Oklahoma	L	17	21	Home	
9/28/1974		7	Arizona State	W	9	0	Home	
11/11/1972	14	7	Oklahoma	L	6	17	Away	
10/28/1972		7	Colorado	W	20	17	Home	
11/23/1968	13	7	Kansas	L	19	21	Home	
9/21/1963		7	Northwestern	L	12	23	Home	
11/18/1944		7	Iowa Navy Pre Flight	L	7	51	Home	
10/16/1943		7	Iowa Navy Pre Flight	L	6	21	Neutral	
11/3/2012		8	Florida	L	7	14	Away	
8/31/1996		8	Texas	L	10	40	Away	
10/24/1992		8	Nebraska	L	24	34	Home	
11/1/1980	15	8	Nebraska	L	16	38	Away	
9/11/1976		8	USC	W	46	25	Away	
10/21/1972		8	Notre Dame	W	30	26	Away	
10/29/1966		8	Nebraska	L	0	35	Away	
9/28/1963		8	Arkansas	W	7	6	Away	
11/4/1961	10	8	Colorado	L	6	7	Away	
11/7/1954		8	Oklahoma	L	7	14	Home	
11/15/1952		8	Oklahoma	L	7	47	Away	
9/27/1952		8	California	L	14	28	Away	
10/23/1937		8	Nebraska	L	0	7	Home	
11/24/2012		9	Texas A&M	L	29	59	Away	
12/1/2007	1	9	Oklahoma	L	17	38	Neutral	
11/18/2000		9	Kansas State	L	24	28	Home	
11/20/1999		9	Kansas State	L	0	66	Away	
11/11/1995		9	Colorado	L	0	21	Away	
10/8/1992		9	Colorado	L	0	6	Home	
10/26/1991		9	Nebraska	L	6	63	Away	
10/19/1985		9	Nebraska	L	20	28	Home	

# MU VS RANKED OPPONENTS (BY OPP. RANK)

Date	MU Rank	Opp. Rank	Opponent	Result	MU Score	Opp. Score	Site	Overtime
11/3/1984		9	Oklahoma	L	7	49	Away	
12/23/1983		9	BYU	L	17	21	Neutral	
10/3/1981		9	Mississippi State	W	14	3	Away	
9/14/1953		9	Maryland	L	6	20	Home	
10/11/2003		10	Nebraska	W	41	24	Home	
11/26/2002		10	Kansas State	L	0	38	Home	
11/16/1985		10	Oklahoma State	L	19	21	Home	
11/15/1980		10	Oklahoma	L	7	17	Away	
11/25/1954		10	Maryland	L	13	74	Away	
11/10/1951		10	Oklahoma	L	20	34	Home	
1/1/1946	14	10	Texas	L	27	40	Neutral	
11/4/1939		10	Nebraska	W	27	13	Home	
11/12/1938		10	Oklahoma	L	0	21	Away	
10/10/2015	RV	15	Florida	L	3	21	Home	
11/4/1995		11	Kansas	L	23	42	Away	
11/12/1994		11	Kansas State	L	18	21	Home	
11/5/1983		11	Oklahoma	W	10	0	Home	
11/5/1977		11	Nebraska	L	10	21	Home	
10/23/1971		11	Colorado	L	7	27	Away	
1/1/1949		11	Clemson	L	23	24	Neutral	
10/31/1936		11	Nebraska	L	0	20	Away	
10/25/1997		12	Oklahoma State	W	51	50	Away	2-OT
10/6/1990		12	Colorado	L	31	33	Home	
10/18/1975	10	12	Colorado	L	20	31	Away	
10/4/1975	5	12	Michigan	L	7	31	Away	
10/12/1974		12	Nebraska	W	21	10	Away	
11/18/1972	19	12	Iowa State	W	6	5	Home	
12/28/1968	16	12	Alabama	W	35	10	Neutral	
10/11/2015	23	13	Georgia	L	0	34	Home	
9/27/2015		13	South Carolina	W	21	20	Away	
1/3/2014	8	13	Oklahoma State	W	41	31	Neutral	
10/7/1995		13	Kansas State	L	0	30	Away	
10/4/1969	9	13	Michigan	W	40	17	Away	
10/19/1968	20	13	Nebraska	W	16	14	Away	
11/8/1947		13	Duke	W	28	7	Away	
10/30/2010	7	14	Nebraska	L	17	31	Away	
9/21/1991		14	Baylor	L	21	47	Away	
11/13/1976	11	14	Oklahoma	L	20	27	Away	
11/6/1976	16	14	Colorado	W	16	7	Home	
10/11/1975	12	14	Oklahoma State	W	41	14	Home	
1/2/1950	20	14	Maryland	L	7	20	Neutral	
11/17/1945		14	Oklahoma	W	14	6	Home	
10/22/1988		15	Oklahoma State	L	21	49	Away	
11/13/1982		15	Oklahoma	L	14	41	Away	
11/14/1981		15	Oklahoma	W	19	14	Home	
10/24/1981	19	15	Nebraska	L	0	6	Home	
10/29/1977		15	Colorado	W	24	14	Away	
12/23/1972		15	Arizona State	L	35	49	Neutral	
10/10/1959		15	SMU	L	2	23	Away	
12/1/1950		15	Miami, Fla.	L	9	27	Away	
11/8/1948	9	15	Oklahoma	L	7	41	Away	
9/17/16		16	Georgia	L	27	28	Home	
10/29/2011		16	Texas A&M	W	38	31	Away	1-OT
10/17/2009		16	Oklahoma State	L	17	33	Away	
9/18/1993		16	Texas A&M	L	0	73	Away	
12/29/1979		16	South Carolina	W	24	14	Neutral	
10/30/1976	10	16	Oklahoma State	L	19	20	Away	
1/1/1940	6	16	Georgia Tech	L	7	21	Neutral	
10/11/2008	3	17	Oklahoma State	L	23	28	Home	
9/9/2000		17	Clemson	L	9	62	Away	
9/25/1982		17	Texas	L	0	21	Away	
10/4/1980	9	17	Penn State	L	21	29	Home	
11/22/1947		17	Kansas	L	14	20	Away	
11/11/1939		17	New York	W	20	7	Away	



# MU VS RANKED OPPONENTS (BY OPP. RANK)

2017 MIZZOU FOOTBALL

Date	MU Rank	Opp. Rank	Opponent	Result	MU Score	Opp. Score	Site	Overtime
10/15/2016		18	Florida	L	7	42	Away	
11/9/2002		18	Colorado	L	35	42	Home	1-OT
12/29/1997	19	18	Colorado State	L	24	35	Neutral	
12/19/1981		18	Southern Mississippi	W	19	17	Neutral	
11/5/1960	2	18	Colorado	W	16	6	Home	
11/7/1959		18	Air Force	W	13	0	Home	
10/11/1958		18	SMU	L	19	32	Home	
11/2/1957		18	Colorado	W	9	6	Away	
11/10/1956		18	Colorado	T	14	14	Home	
11/22/1952		18	Kansas	W	20	19	Home	
10/26/1940		18	Nebraska	L	7	20	Away	
11/30/2013	5	19	Texas A&M	W	28	21	Home	
10/28/2006	23	19	Oklahoma	L	10	26	Home	
9/29/1984		19	Notre Dame	L	14	16	Home	
10/6/1973	15	19	SMU	W	17	7	Away	
9/11/1971		19	Stanford	L	0	19	Home	
10/24/1970		19	Colorado	W	30	16	Home	
11/5/2015		20	Mississippi State	L	13	31	Home	
10/26/2013	5	20	South Carolina	L	24	27	Home	2-OT
10/8/2011		20	Kansas State	L	17	24	Away	
8/30/2008	6	20	Illinois	W	52	42	Neutral	
9/16/2000		20	Michigan State	L	10	13	Home	
11/6/1993		20	Oklahoma	L	23	42	Home	
10/9/1993		20	Colorado	L	18	30	Away	
11/9/1991		20	Oklahoma	L	16	56	Home	
10/14/1978	19	20	Iowa State	W	26	13	Home	
10/1/1977		20	Arizona State	W	15	0	Away	
11/24/1973	19	20	Kansas	L	13	14	Away	
9/26/1970	9	20	Air Force	L	14	37	Neutral	
11/8/1969	9	20	Oklahoma	W	44	10	Home	
10/11/1969	7	20	Nebraska	W	17	7	Home	
10/1/1960	19	20	Penn State	W	21	8	Away	
11/12/2011		21	Texas	W	17	5	Home	
10/8/2009	24	21	Nebraska	L	12	27	Home	
10/21/2000		21	Texas	L	12	46	Away	
9/29/1990		21	Arizona State	W	30	9	Home	
10/19/2013	14	22	Florida	W	36	17	Home	
10/20/2007	15	22	Texas Tech	W	41	10	Home	
11/2/2002		22	Iowa State	L	35	42	Away	
10/11/1997		22	Kansas State	L	11	41	Away	
10/12/1996		22	Kansas State	L	10	35	Home	
11/21/1992		22	Kansas	W	22	17	Home	
12/29/2008	25	23	Northwestern	W	30	23	Neutral	1
10/28/1995		23	Oklahoma	L	9	13	Home	
11/23/2013	8	24	Ole Miss	W	24	10	Away	
12/29/2006		24	Oregon State	L	38	39	Neutral	
11/13/1993		24	Kansas State	L	21	31	Away	
1/1/2015	17	25	Minnesota	W	33	17	Neutral	
1/1/2008	7	25	Arkansas	W	38	7	Neutral	
10/6/2007	17	25	Nebraska	W	41	6	Home	
11/5/2005		25	Colorado	L	12	41	Away	
11/3/2001		25	Colorado	L	24	38	Away	
10/12/1991		25	Colorado	L	7	55	Away	

**Mizzou vs. Top-25 Teams**

All Games	Total	240
	Wins	62
	Losses	177
	Ties	1
	Pct.	.260

**Mizzou vs. Top-10 Teams**

All Games	Total	136
	Wins	20
	Losses	116
	Ties	0
	Pct.	.147

<b>MU vs.</b>	<b>Wins</b>	<b>Losses</b>	<b>Ties</b>	<b>Pct.</b>	<b>Last MU Win</b>
#1	0	14	0	0.00%	None
#2	5	15	0	25.00%	2007 vs. Kansas (36-28)
#3	2	13	0	13.33%	2010 vs. Oklahoma (36-27)
#4	2	9	0	18.18%	1961 vs. Navy (21-14)%
#5	2	11	0	15.38%	1978 at Notre Dame (3-0)
#6	0	11	0	0.00%	None
#7	3	15	0	16.67%	2013 at Georgia (41-26)
#8	3	10	0	23.08%	1976 at USC (46-25)
#9	1	11	0	8.33%	1981 at Mississippi State (14-3)
#10	2	7	0	22.22%	2003 vs. Nebraska (41-24)
#11	1	7	0	12.50%	1983 vs. Oklahoma (10-0)
#12	4	3	0	57.14%	1997 at Oklahoma State (51-50 2-OT)
#13	5	2	0	71.43%	2014 at South Carolina (21-20)
#14	3	4	0	42.86%	1976 vs. Colorado (16-7)
#15	2	7	0	22.22%	1981 vs. Oklahoma (19-14)
#16	2	5	0	28.57%	2011 at Texas A&M (38-31 OT)
#17	1	5	0	16.67%	1939 at New York (20-7)
#18	5	5	1	50.00%	1981 vs. Southern Miss. (19-17)@
#19	3	3	0	50.00%	2013 vs. Texas A&M (28-21)
#20	6	9	0	40.00%	2008 vs. Illinois (52-42)
#21	2	2	0	50.00%	2011 vs. Texas (17-5)
#22	3	3	0	50.00%	2013 vs. Florida (36-17)
#23	1	1	0	50.00%	2008 vs. Northwestern (30-23 OT)\$
#24	1	2	0	33.33%	2013 at Ole Miss (24-10)
#25	3	3	0	50.00%	2015 vs. Minnesota (33-17)+

*%-Orange Bowl*

*@-Tangerine Bowl*

*+ -Citrus Bowl*

*\$-Alamo Bowl*

# MIZZOU AS A RANKED TEAM

## 2017 MIZZOU FOOTBALL

Date	MU Rank	Opp. Rank	Opponent	Result	MU Score	Opp. Score	Site	Overtime
12/1/2007	1	9	Oklahoma	L	17	38	Neutral	
11/19/1960	1		Kansas	L	7	23	Home	
11/12/1960	2		Oklahoma	W	41	19	Away	
11/5/1960	2	18	Colorado	W	16	6	Home	
10/11/2008	3	17	Oklahoma State	L	23	28	Home	
11/24/2007	3	2	Kansas	W	36	28	Neutral	
10/4/2008	4		Nebraska	W	52	17	Away	
12/7/2013	5	3	Auburn	L	42	59	Neutral	
11/30/2013	5	19	Texas A&M	W	28	21	Home	
10/26/2013	5	20	South Carolina	L	24	27	Home	2-OT
9/20/2008	5		Buffalo	W	42	21	Home	
9/29/1979	5	4	Texas	L	0	21	Home	
10/4/1975	5	12	Michigan	L	7	31	Away	
9/27/1975	5		Wisconsin	W	27	21	Home	
9/20/1975	5		Illinois	W	30	20	Away	
10/25/1969	5		Colorado	L	24	31	Away	
1/2/1961	5	4	Navy	W	21	14	Neutral	
10/29/1960	5		Nebraska	W	28	0	Away	
10/22/1960	5		Iowa State	W	34	8	Home	
9/13/2008	6		Nevada	W	69	17	Home	
9/6/2008	6		SE Missouri State	W	52	3	Home	
8/30/2008	6	20	Illinois	W	52	42	Neutral	
11/17/2007	6		Kansas State	W	49	32	Away	
9/18/1976	6		Illinois	L	6	31	Home	
1/1/1970	6	2	Penn State	L	3	10	Neutral	
10/18/1969	6		Oklahoma State	W	31	21	Home	
11/16/1968	6		Oklahoma	L	14	28	Away	
1/1/1966	6		Florida	W	20	18	Neutral	
11/17/1962	6		Oklahoma	L	0	13	Away	
10/15/1960	6		Kansas State	W	45	0	Away	
1/1/1940	6	16	Georgia Tech	L	7	21	Neutral	
10/30/2010	7	14	Nebraska	L	17	31	Away	
1/1/2008	7	25	Arkansas	W	38	7	Neutral	
11/10/2007	7		Texas A&M	W	40	26	Home	
10/16/1976	7		Iowa State	L	17	21	Home	
10/27/1973	7		Colorado	L	13	17	Away	
10/20/1973	7		Oklahoma State	W	13	9	Home	
11/22/1969	7		Kansas	W	69	21	Away	
10/11/1969	7	20	Nebraska	W	17	7	Home	
11/10/1962	7		Colorado	W	57	0	Home	
1/1/1942	7	6	Fordham	L	0	2	Neutral	
1/3/2014	8	13	Oklahoma State	W	41	31	Neutral	
11/23/2013	8	24	Ole Miss	W	24	10	Away	
10/17/1981	8		Iowa State	L	13	34	Away	
11/15/1969	8		Iowa State	W	40	13	Away	
11/9/1968	8		Iowa State	W	42	7	Home	
11/20/1965	8		Kansas	W	44	20	Away	
10/30/1948	8		Kansas State	W	49	7	Away	
11/22/1941	8		Kansas	W	45	6	Away	

## 2017 MIZZOU FOOTBALL

# MIZZOU AS A RANKED TEAM

Date	MU Rank	Opp. Rank	Opponent	Result	MU Score	Opp. Score	Site	Overtime
11/9/2013	9		Kentucky	W	48	17	Away	
11/3/2007	9		Colorado	W	55	10	Away	
10/4/1980	9	17	Penn State	L	21	29	Home	
9/22/1979	9		Mississippi	W	33	7	Away	
10/9/1976	9		Kansas State	W	28	21	Away	
9/26/1970	9	20	Air Force	L	14	37	Neutral	
11/8/1969	9	20	Oklahoma	W	44	10	Home	
10/4/1969	9	13	Michigan	W	40	17	Away	
11/13/1965	9		Oklahoma	W	30	0	Home	
11/6/1965	9		Colorado	W	20	7	Away	
11/8/1948	9	15	Oklahoma	L	7	41	Away	
10/23/1948	9		Iowa State	W	49	7	Home	
11/2/2013	10		Tennessee	W	31	3	Home	
10/30/1976	10	16	Oklahoma State	L	19	20	Away	
10/18/1975	10	12	Colorado	L	20	31	Away	
11/10/1973	10	3	Oklahoma	L	3	31	Home	
9/19/1970	10		Minnesota	W	34	12	Home	
9/11/1969	10		Air Force	W	19	17	Home	
11/2/1968	10		Oklahoma State	W	42	7	Home	
9/29/1962	10		Minnesota	T	0	0	Away	
11/11/1961	10		Oklahoma	L	0	7	Home	
11/4/1961	10	8	Colorado	L	6	7	Away	
11/25/1939	10		Kansas	W	20	0	Away	
10/18/2008	11	1	Texas	L	31	56	Away	
10/13/2007	11	6	Oklahoma	L	31	41	Away	
9/15/1979	11		Illinois	W	14	6	Away	
9/16/1978	11	1	Alabama	L	20	38	Home	
11/13/1976	11	14	Oklahoma	L	20	27	Away	
9/11/1970	11		Baylor	W	38	0	Neutral	
9/27/1969	11		Illinois	W	37	6	Neutral	
10/8/1960	11		Air Force	W	34	8	Neutral	
11/29/2008	12		Kansas	L	37	40	Neutral	
11/15/2008	12		Iowa State	W	52	20	Away	
9/27/1980	12		San Diego State	W	31	7	Away	
9/8/1979	12		San Diego State	W	45	15	Home	
10/2/1976	12		North Carolina	W	24	3	Home	
11/1/1975	12	3	Nebraska	L	7	30	Home	
10/11/1975	12	14	Oklahoma State	W	41	14	Home	
11/3/1973	12		Kansas State	W	31	7	Home	
10/13/1973	12	2	Nebraska	W	13	12	Home	
10/16/1948	12		Navy	W	35	14	Away	
11/18/1939	12	5	Oklahoma	W	7	6	Home	
11/8/2008	13		Kansas State	W	41	24	Home	
10/27/2007	13		Iowa State	W	42	28	Home	
11/14/1998	13	6	Texas A&M	L	14	17	Away	
10/10/1981	13		Kansas State	W	58	13	Home	
10/28/1978	13		Colorado	L	27	28	Home	
10/21/1978	13		Kansas State	W	56	14	Away	
11/23/1968	13	7	Kansas	L	19	21	Home	

# MIZZOU AS A RANKED TEAM

2017 MIZZOU FOOTBALL

Date	MU Rank	Opp. Rank	Opponent	Result	MU Score	Opp. Score	Site	Overtime
12/6/2014	14	1	Alabama	L	13	42	Neutral	
10/19/2013	14	22	Florida	W	36	17	Home	
12/28/2010	14		Iowa	L	24	27	Neutral	
11/6/2010	14		Texas Tech	L	17	24	Away	
11/1/2008	14		Baylor	W	31	28	Away	
9/30/1978	14	1	Oklahoma	L	23	45	Away	
11/17/1973	14		Iowa State	L	7	17	Away	
11/11/1972	14	7	Oklahoma	L	6	17	Away	
11/1/1969	14		Kansas State	W	41	38	Home	
10/26/1968	14		Kansas State	W	56	20	Away	
1/1/1946	14	10	Texas	L	27	40	Neutral	
11/27/2010	15		Kansas	W	35	7	Neutral	
11/20/2010	15		Iowa State	W	14	0	Away	
10/20/2007	15	22	Texas Tech	W	41	10	Home	
11/1/1980	15	8	Nebraska	L	16	38	Away	
9/20/1980	15		Illinois	W	52	7	Home	
10/13/1979	15		Oklahoma State	L	13	14	Home	
10/25/1975	15		Kansas State	W	35	3	Home	
10/6/1973	15	19	SMU	W	17	7	Away	
1/1/2015	16	25	Minnesota	W	33	17	Neutral	
10/25/2008	16		Colorado	W	58	0	Home	
10/25/1980	16		Kansas State	W	13	3	Away	
10/18/1980	16		Colorado	W	45	7	Home	
11/6/1976	16	14	Colorado	W	16	7	Home	
11/25/1972	16		Kansas	L	17	28	Home	
11/4/1972	16		Kansas State	W	31	14	Away	
10/10/1970	16	6	Nebraska	L	7	21	Away	
12/28/1968	16	12	Alabama	W	35	10	Neutral	
9/24/1960	16		Oklahoma State	W	28	7	Home	
10/29/1949	16		Nebraska	W	21	20	Home	
11/24/1945	16		Kansas	W	33	12	Neutral	
11/15/1941	16		Oklahoma	W	28	0	Home	
11/28/2014	17		Arkansas	W	21	14	Home	
10/6/2007	17	25	Nebraska	W	41	6	Home	
9/13/1980	17		New Mexico	W	47	16	Home	
9/23/1978	17		Mississippi	W	45	14	Home	
10/23/1976	17	3	Nebraska	W	34	24	Away	
10/31/1970	17		Kansas State	L	13	17	Away	
9/30/1950	17		Clemson	L	0	34	Home	
11/15/1947	17		Oklahoma	L	12	21	Home	
11/8/1941	17		New York	W	26	0	Away	
9/20/2014	18		Indiana	L	27	31	Home	
10/23/2010	18	3	Oklahoma	W	36	27	Home	
9/4/2004	18		Arkansas State	W	52	20	Home	
11/7/1998	18		Colorado	W	38	14	Home	
10/31/1998	18		Texas Tech	W	28	26	Away	
12/23/1978	18		LSU	W	20	15	Neutral	
11/22/1975	18		Kansas	L	24	42	Away	
11/15/1975	18	6	Oklahoma	L	27	28	Home	
9/14/1974	18		Mississippi	L	0	10	Away	
10/17/1970	18	3	Notre Dame	L	7	24	Home	
1/1/1960	18	5	Georgia	L	0	14	Neutral	
10/22/1949	18		Iowa State	W	32	0	Away	

## 2017 MIZZOU FOOTBALL

# MIZZOU AS A RANKED TEAM

Date	MU Rank	Opp. Rank	Opponent	Result	MU Score	Opp. Score	Site	Overtime
11/22/2014	19		Tennessee	W	29	21	Away	
12/6/2008	19	4	Oklahoma	L	21	62	Neutral	
10/14/2006	19		Texas A&M	L	19	25	Away	
11/21/1998	19	2	Kansas State	L	25	31	Home	
10/24/1998	19	7	Nebraska	L	13	20	Away	
12/29/1997	19	18	Colorado State	L	24	35	Neutral	
11/19/1983	19		Kansas	L	27	37	Away	
10/24/1981	19	15	Nebraska	L	0	6	Home	
10/11/1980	19		Oklahoma State	W	30	7	Away	
10/14/1978	19	20	Iowa State	W	26	13	Home	
11/20/1976	19		Kansas	L	14	41	Home	
11/8/1975	19		Iowa State	W	44	14	Away	
11/24/1973	19	20	Kansas	L	13	14	Away	
11/18/1972	19	12	Iowa State	W	6	5	Home	
10/1/1960	19	20	Penn State	W	21	8	Away	
11/9/1957	19	2	Oklahoma	L	14	39	Home	
11/1/1941	19		Michigan State	W	19	0	Away	
9/13/2014	20		UCF	W	38	10	Home	
11/13/2010	20		Kansas State	W	38	28	Home	
10/17/1998	20		Oklahoma	W	20	6	Home	
9/29/1973	20		North Carolina	W	27	14	Away	
9/22/1973	20		Virginia	W	31	7	Home	
10/3/1970	20		Oklahoma State	W	40	20	Away	
10/19/1968	20	13	Nebraska	W	16	14	Away	
1/2/1950	20	14	Maryland	L	7	20	Neutral	
10/8/1949	20		Oklahoma State	W	21	7	Home	
11/13/1948	20		Colorado	W	27	13	Home	
9/12/2015	21		Arkansas State	W	27	20	Away	
9/9/2011	21		Arizona State	L	30	37	Away	I-OT
9/3/2011	21		Miami (Ohio)	W	17	6	Home	
10/16/2010	21		Texas A&M	W	30	9	Away	
10/10/1998	21		Iowa State	W	35	19	Away	
9/19/1998	21	1	Ohio State	L	14	35	Away	
9/19/2015	22		UConn	W	9	6	Home	
11/8/2003	22		Colorado	L	16	21	Away	
10/11/2014	23	13	Georgia	L	0	34	Home	
10/28/2006	23	19	Oklahoma	L	10	26	Home	
10/7/2006	23		Texas Tech	W	38	21	Away	
9/27/2003	23		Kansas	L	14	35	Away	
9/20/2003	23		Middle Tennessee State	W	41	40	Home	I-OT
10/3/1998	23		Northwestern State	W	35	14	Home	
9/5/2015	24		Southeast Missouri State	W	34	3	Home	
9/6/2014	24		Toledo	W	49	24	Away	
8/30/2014	24		South Dakota State	W	38	18	Home	
10/9/2010	24		Colorado	W	26	0	Home	
10/8/2009	24	21	Nebraska	L	12	27	Home	
10/21/2006	24		Kansas State	W	41	21	Home	
10/18/2003	24	1	Oklahoma	L	13	34	Away	
12/26/1998	24		West Virginia	W	34	31	Neutral	
9/26/2015	25		Kentucky	L	13	21	Away	
10/12/2013	25	7	Georgia	W	41	26	Away	
9/12/2009	25		Bowling Green	W	27	20	Home	
12/29/2008	25	23	Northwestern	W	30	23	Neutral	I-OT
9/22/2007	25		Illinois State	W	38	17	Home	
9/30/2006	25		Colorado	W	28	13	Home	
9/12/1998	25		Kansas	W	41	23	Home	
11/15/1997	25		Baylor	W	42	24	Home	

# MIZZOU AS A RANKED TEAM

2017 MIZZOU FOOTBALL

Mizzou as a Top-25 Team			Mizzou as a Top-10 Team		
All Games	Total	208	All Games	Total	71
	Wins	132		Wins	44
	Losses	75		Losses	26
	Ties	1		Ties	1
	Pct.	.642		Pct.	.627

MU as	Wins	Losses	Ties	Pct.	Last MU Win
#1	0	2	0	0.00%	None
#2	2	0	0	100.00%	1960 at Oklahoma (41-19)
#3	1	1	0	50.00%	2007 vs. Kansas (36-28)
#4	1	0	0	100.00%	2008 at Nebraska (52-17)
#5	7	5	0	58.33%	2013 vs. Texas A&M (28-21)
#6	7	5	0	58.33%	2008 vs. Nevada (69-17)
#7	6	4	0	60.00%	2008 vs. Arkansas (38-7)%
#8	7	1	0	87.50%	2014 vs. Oklahoma State (41-31)&
#9	9	3	0	75.00%	2013 at Kentucky (48-17)
#10	5	5	1	50.00%	2013 vs. Tennessee (31-3)
#11	4	4	0	50.00%	1979 at Illinois (14-6)
#12	9	2	0	81.82%	2008 at Iowa State (52-20)
#13	4	3	0	57.14%	2008 vs. Kansas State (41-24)
#14	4	7	0	36.36%	2013 vs. Florida (36-17)
#15	6	2	0	75.00%	2010 vs. Kansas (35-7)
#16	11	2	0	84.62%	2014 vs. Minnesota (33-17)#
#17	6	3	0	66.67%	2014 vs. Arkansas (21-14)
#18	6	6	0	50.00%	2010 vs. Oklahoma (36-27)
#19	7	10	0	41.18%	2014 at Tennessee (29-21)
#20	9	1	0	90.00%	2014 vs. UCF (38-10)
#21	4	2	0	66.67%	2015 at Arkansas State (27-20)
#22	1	1	0	50.00%	2015 vs. UConn (9-6)
#23	3	3	0	50.00%	2006 at Texas Tech (38-21)
#24	6	2	0	75.00%	2015 vs. Southeast Missouri State (34-3)
#25	7	1	0	87.50%	2013 at Georgia (41-26)
<i>%-2008 AT&amp;T Cotton Bowl</i>					
<i>&amp;-2014 AT&amp;T Cotton Bowl</i>					
<i>#-2015 Citrus Bowl</i>					



**GREATEST COMEBACK WINS IN MIZZOU FOOTBALL HISTORY**

Deficit	Season	Opponent	Biggest Deficit	Final Score
21	2005	South Carolina%	21-0 (1st) & 28-7 (2nd)	W, 38-31
17	2016	Arkansas	24-7, 3rd Quarter	W, 28-24
14	1966	at Illinois	14-0, 2nd Quarter	W, 21-14
14	1976	at Ohio State	21-7, 3rd Quarter	W, 22-21
14	1977	at Colorado	14-0, 2nd Quarter	W, 24-14
14	1981	at Colorado	14-0, 2nd Quarter	W, 30-14
14	2001	at Oklahoma State	14-0, 2nd Quarter	W, 41-38 (3-OT)
14	2001	at Kansas	14-0, 2nd Quarter	W, 38-34
14	2009	Bowling Green	20-6, 3rd Quarter	W, 27-20
14	2011	Texas Tech	14-0, 1st Quarter	W, 31-27
14	2012	at Tennessee	21-7 (2nd) & 28-14 (3rd)	W, 51-48 (4-OT)
13	2014	at South Carolina	20-7, 4th Quarter	W, 21-20
13	1949	Nebraska	20-7, 4th Quarter	W, 21-20
13	1951	Oklahoma A&M	13-0, 1st Quarter	W, 27-26
13	1972	Oregon	13-0, 2nd Quarter	W, 24-22
13	1975	at Illinois	20-7, 2nd Quarter	W, 30-20
13	1979	San Diego State	13-0, 3rd Quarter	W, 45-15
11	2014	Arkansas	14-3, 2nd Quarter	W, 21-14
11	2011	at Texas A&M	28-17, 4th Quarter	W, 38-31 (OT)
10	1969	Oklahoma	10-0, 2nd Quarter	W, 44-10
10	1974	at Nebraska	10-0, 4th Quarter	W, 21-10
10	1974	Colorado	10-0, 1st Quarter	W, 30-24
10	1978	at Nebraska	17-7 (2nd) & 24-14 (3rd)	W, 35-31
10	1983	Oklahoma State	10-0, 2nd Quarter	W, 16-10
10	1985	at Iowa State	24-14, 3rd Quarter	W, 28-27
10	1987	at Iowa State	17-7, 2nd Quarter	W, 42-17
10	2003	Nebraska	24-14, 4th Quarter	W, 41-24
10	2005	Iowa State	24-14, 4th Quarter	W, 27-24 (OT)
10	2010	Illinois	13-3, 3rd Quarter	W, 23-13

%-2005 Independence Bowl

**GREATEST COMEBACK TIES IN MIZZOU FOOTBALL HISTORY**

Deficit	Season	Opponent	Biggest Deficit	Final Score
14	1944	at Oklahoma	21-7, 4th Quarter	Tie, 21-21
14	1965	UCLA	14-0, 2nd Quarter	Tie, 14-14
10	1966	Iowa State	10-0, 4th Quarter	Tie, 10-10

# MIZZOU'S OVERTIME HISTORY

2017 MIZZOU FOOTBALL

Date	MU Rank	Opponent (Rank)	Final Result
10-26-96	-	Oklahoma State	W, 35-28 (1-OT)
11-16-96	-	at Baylor	W, 49-42 (3-OT)
10-25-97	-	at Oklahoma State (12)	W, 51-50 (2-OT)
11-8-97	-	Nebraska (1)	L, 45-38 (1-OT)
10-9-99	-	at Colorado	L, 46-39 (1-OT)
10-6-01	-	at Oklahoma State	W, 41-38 (3-OT)
11-9-02	-	Colorado (18)	L, 42-35 (1-OT)
11-16-02	-	at Texas A&M	W, 33-27 (2-OT)
9-20-03	23	Middle Tennessee State	W, 41-40 (1-OT)
11-27-04	-	at Iowa State	W, 17-14 (1-OT)
10-15-05	-	Iowa State	W, 27-24 (1-OT)
12-29-08	25	Northwestern (22)	%W, 30-23 (1-OT)
9-9-11	21	at Arizona State	L, 37-30 (1-OT)
10-29-11	-	at Texas A&M (16)	W, 38-31 (1-OT)
11-10-12	-	at Tennessee	W, 51-48 (4-OT)
10-26-13	5	South Carolina (20)	L, 27-24 (2-OT)

%-2008 Alamo Bowl

## MIZZOU OVERTIME TRENDS

- Overall Record – 11-5 (68.8%)...
  - Record in home OT games – 3-3 (50.0%)...
  - Record in away OT games – 7-2 (77.8%)...
  - Record in neutral site OT games – 1-0 (100.0%)...
  - Record in 1 OT games – 6-4 (60.0%)...
  - Record in 2 OT games – 2-1 (66.7%)...
  - Record in 3 OT games – 2-0 (100.0%)...
  - Record in 4 OT games – 1-0 (100.0%)...
- Record when starting OT on defense (1 OT games only) – 2-4 (33.3%)...
- Record when starting OT on offense (1 OT games only) – 4-0 (100.0%)...

## MIZZOU CAREER OVERTIME RECORDS

### First Score

- 10-26-96 – Brock Olivo vs. Oklahoma State – 8-yard TD run...

### First TD Pass

- 11-16-96 – Corby Jones to Brock Olivo at Baylor – 25-yard TD pass...

### Most TDs Scored

- 3 – Brock Olivo (2 rushing, 1 receiving) – 1996-97...

### Most Rushing TDs Scored

- 2 – Brock Olivo (1996-97); Brad Smith (2002-03)...

### Most Receiving TDs Scored

- 2 – Marcus Lucas (2011-12)...

### Most TD Passes Thrown

- 4 – James Franklin (2011-12)...

### Most FGs Made

- 2 – Brad Hammerich (2001); Adam Crossett (2004-05)...

### Longest TD Pass

- 25 – Corby Jones to Brock Olivo at Baylor (11-16-96)...

### Longest TD Rush

- 15 – Corby Jones at Oklahoma State (10-25-97)...

### Longest FG

- 40 – Mike Matheny at Texas A&M (11-16-02)...

## GAME-BY-GAME RECAPS

Date	Game (Ranks)	Final (OTs)	End of Regulation
10-26-96	Oklahoma State at Mizzou	MU, 35-28 (1)	28-28
	<i>OT1 Mizzou scores on <b>Olivo</b> 8-yard run / OSU stopped on 4<sup>th</sup>-and-goal...</i>		
11-16-96	Mizzou at Baylor	MU, 49-42 (3)	28-28
	<i>OT1 Mizzou scores on <b>Olivo</b> 25-yard pass from <b>Jones</b> / BU scores on 2-yard TD run...</i>		
	<i>OT2 Baylor scores on 26-yard TD pass / Mizzou scores on <b>Blackwell</b> 1-yard run...</i>		
	<i>OT3 Mizzou scores on <b>West</b> 13-yard run / Baylor stopped on downs...</i>		
10-25-97	Mizzou at Oklahoma State (12)	MU, 51-50 (2)	37-37
	<i>OT1 OSU scores on 21-yard TD pass / Mizzou scores on <b>Olivo</b> 1-yard run...</i>		
	<i>OT2 Mizzou scores on <b>Jones</b> 15-yard run / OSU scores on 6-yard TD run, 2-pt. conversion fails...</i>		
11-8-97	Nebraska (1) at Mizzou	NU, 45-38 (1)	38-38
	<i>OT1 NU scores on 12-yard TD run / Mizzou stopped on downs...</i>		
10-9-99	Mizzou at Colorado	CU, 46-39 (1)	39-39
	<i>OT1 CU scores on 24-yard TD pass / Mizzou turnover (interception)...</i>		
10-6-01	Mizzou at Oklahoma State	MU, 41-38 (3)	28-28
	<i>OT1 OSU scores on 1-yard TD run / Mizzou scores on <b>Abron</b> 3-yard run...</i>		
	<i>OT2 Mizzou scores on <b>Hammerich</b> 31-yard FG / OSU scores on 21-yard FG...</i>		
	<i>OT3 OSU 39-yard FG blocked (<b>Ferguson</b>) / Mizzou scores on <b>Hammerich</b> 36-yard FG...</i>		
11-9-02	Colorado (18) at Mizzou	CU, 42-35 (1)	35-35
	<i>OT1 CU scores on 1-yard TD run / Mizzou turnover (fumble)...</i>		
11-16-02	Mizzou at Texas A&M	MU, 33-27 (2)	24-24
	<i>OT1 Mizzou scores on <b>Matheny</b> 40-yard FG / A&amp;M scores on 40-yard FG...</i>		
	<i>OT2 A&amp;M turnover (<b>Harden</b> interception) / Mizzou scores on <b>Smith</b> 1-yard run (no PAT)...</i>		
9-20-03	Middle Tennessee at Mizzou (23)	MU, 41-40 (1)	34-34
	<i>OT1 MTSU scores on 4-yard TD run (PAT failed) / Mizzou scores on <b>Smith</b> 3-yard run...</i>		
11-27-04	Mizzou at Iowa State	MU, 17-14 (1)	14-14
	<i>OT1 Mizzou scores on <b>Crossett</b> 25-yard FG / ISU turnover (<b>Kincade</b> interception)...</i>		
10-15-05	Iowa State at Mizzou	MU, 27-24 (1)	24-24
	<i>OT1 ISU misses 43-yard FG / Mizzou scores on <b>Crossett</b> 26-yard FG...</i>		
12-29-08	Mizzou (25) vs. Northwestern (22)	MU, 30-23 (1)	23-23
	<i>OT1 Mizzou scores on <b>Maclin</b> 7-yard pass from <b>Daniel</b> / NW stopped on downs (<b>Moore</b> PBU on 4<sup>th</sup> down)...</i>		
9-9-11	Mizzou (21) at Arizona State	ASU, 37-30 (1)	30-30
	<i>OT1 ASU scores on 11-yard TD pass / Mizzou stopped on downs...</i>		
10-29-11	Mizzou at Texas A&M (16)	MU, 38-31 (1)	31-31
	<i>OT1 Mizzou scores on <b>Lucas</b> 18-yard pass from <b>Franklin</b> / A&amp;M stopped on downs (<b>Hamilton</b> PBU on 4<sup>th</sup> down)...</i>		
11-10-12	Mizzou at Tennessee	MU 51-48 (4)	28-28
	<i>OT1 Mizzou scores on <b>Hunt</b> 24-yard pass from <b>Franklin</b> / UT scores on 8-yard TD pass...</i>		
	<i>OT2 UT scores on 5-yard TD run / Mizzou scores on <b>Lucas</b> 18-yard pass from <b>Franklin</b>...</i>		
	<i>OT3 Mizzou scores on <b>Green-Beckham</b> 10-yard pass from <b>Franklin</b> (PAT pass failed)...</i>		
	<i>OT3 UT scores on 13-yard TD pass (PAT pass failed)...</i>		
	<i>OT4 UT stopped on downs (<b>Simon</b> PBU on 4<sup>th</sup> down) / Mizzou scores on <b>Baggett</b> 35-yard FG...</i>		
10-26-13	South Carolina (20) at Mizzou (5)	SC, 27-24 (2)	17-17
	<i>OT1 Mizzou scores on <b>Murphy</b> 1-yard run / SC scores on 15-yard TD pass...</i>		
	<i>OT2 SC scores on 40-yard FG / Mizzou misses 24-yard FG...</i>		

# ALL-TIME MU OFFENSIVE SCORES OF 50 YARDS

2017 MIZZOU FOOTBALL

Date	Opponent	Scoring Tiger	From	Play	Yardage	Win/Loss	Score	Home/Away
11/25/2016	Arkansas	Johnson, Johnathon	Lock, Drew	Pass	67	W	28-24	Home
11/19/2016	Tennessee	Mason, Dimetrios	Lock, Drew	Pass	50	L	37-63	Away
11/12/2016	Vanderbilt	Moore, J'Mon	Lock, Drew	Pass	82	W	26-17	Home
10/29/2016	Kentucky	Mason, Dimetrios	Lock, Drew	Pass	57	L	21-35	Home
9/17/2016	Georgia	Moore, J'Mon	Lock, Drew	Pass	79	L	27-28	Home
9/10/2016	Eastern Michigan	Wingo, Ray	Lock, Drew	Pass	52	W	61-21	Home
9/10/2016	Eastern Michigan	Johnson, Johnathon	Lock, Drew	Pass	87		61-21	Home
9/5/2015	SE Missouri State	Hunt, Tyler	Lock, Drew	Pass	78	W	34-3	Home
1/1/2015	Minnesota	Hansbrough, Russell	n/a	Rush	78	W	33-17	Neutral
11/22/2014	Tennessee	Hunt, Jimmie	Mauk, Maty	Pass	73	W	29-21	Away
9/20/2014	Indiana	Hansbrough, Russell	n/a	Rush	68	L	27-31	Home
12/7/2013	Auburn	Green-Beckham, Dorial	Franklin, James	Pass	55	L	42-59	Neutral
11/30/2013	Texas A&M	Josey, Henry	n/a	Rush	57	W	28-21	Home
11/9/2013	Kentucky	Josey, Henry	n/a	Rush	86	W	48-17	Away
10/26/2013	South Carolina	Washington, L'Damian	Mauk, Maty	Pass	96	L	24-27 (2-OT)	Home
9/28/2013	Arkansas State	Green-Beckham, Dorial	Franklin, James	Pass	68	W	41-19	Home
8/31/2013	Murray State	Josey, Henry	n/a	Rush	68	W	58-14	Home
8/31/2013	Murray State	Hansbrough, Russell	n/a	Rush	51	W	58-14	Home
11/24/2012	Texas A&M	Washington, L'Damian	Berkstreser, Corbin	Pass	74	L	29-59	Away
11/17/2012	Syracuse	Green-Beckham, Dorial	Franklin, James	Pass	70	L	27-31	Home
11/10/2012	Tennessee	Lawrence, Kendial	n/a	Rush	77	W	51-48 (4-OT)	Away
10/6/2012	Vanderbilt	Sasser, Bud	Berkstreser, Corbin	Pass	85	L	15-19	Home
9/29/2012	UCF	Green-Beckham, Dorial	Franklin, James	Pass	80	W	21-16	Away
9/8/2012	Georgia	Washington, L'Damian	Franklin, James	Pass	69	L	20-41	Home
9/1/2012	SE Louisiana	Lawrence, Kencial	n/a	Rush	76	W	62-10	Home
11/26/2011	Kansas	Lucas, Marcus	Franklin, James	Pass	53	W	24-10	Neutral
9/17/2011	Western Illinois	Hunt, Jimmie	Costello, Jimmy	Pass	54	W	69-0	Home
9/17/2011	Western Illinois	Josey, Henry	n/a	Rush	68	W	69-0	Home
11/6/2010	Texas Tech	Lawrence, Kendial	n/a	Rush	71	L	17-24	Away
11/6/2010	Texas Tech	Murphy, Marcus	n/a	Rush	69	L	17-24	Away
9/18/2010	San Diego State	Moe, T.J.	Gabbert, Blaine	Pass	68	W	27-24	Home
9/11/2010	McNeese State	Josey, Henry	n/a	Rush	62	W	50-6	Home
12/31/2009	Navy	Alexander, Danario	Gabbert, Blaine	Pass	58	L	13-35	Neutral
11/28/2009	Kansas	Alexander, Danario	Gabbert, Blaine	Pass	68	W	41-39	Neutral
11/21/2009	Iowa State	Alexander, Danario	Gabbert, Blaine	Pass	63	W	34-24	Home
11/21/2009	Iowa State	Jackson, Jerrell	Gabbert, Blaine	Pass	70		34-24	Home
11/14/2009	Kansas State	Alexander, Danario	Gabbert, Blaine	Pass	80	W	38-12	Away
11/14/2009	Kansas State	Alexander, Danario	Gabbert, Blaine	Pass	65		38-12	Away
11/7/2009	Baylor	Alexander, Danario	Gabbert, Blaine	Pass	84	L	32-40	Home
10/31/2009	Colorado	Alexander, Danario	Gabbert, Blaine	Pass	73	W	36-17	Away
9/25/2009	Nevada	Alexander, Danario	Gabbert, Blaine	Pass	74	W	31-21	Away
11/15/2008	Iowa State	Washington, Derrick	n/a	Rush	52	W	52-20	Away
11/8/2008	Kansas State	Maclin, Jeremy	n/a	Rush	56	W	41-24	Home
10/25/2008	Colorado	Moore, De'Vion	n/a	Rush	55	W	58-0	Home
10/4/2008	Nebraska	Maclin, Jeremy	Daniel, Chase	Pass	58	W	52-17	Away
9/13/2008	Nevada	Maclin, Jeremy	Daniel, Chase	Pass	80	W	69-17	Home
9/13/2008	Nevada	Washington, Derrick	n/a	Rush	59	W	69-17	Home
11/10/2007	Texas A&M	Maclin, Jeremy	Daniel, Chase	Pass	82	W	40-26	Home
10/20/2007	Texas Tech	Maclin, Jeremy	Daniel, Chase	Pass	57	W	41-10	Home
9/22/2007	Illinois State	Franklin, William	Daniel, Chase	Pass	57	W	38-17	Home
12/29/2006	Oregon State	Temple, Tony	n/a	Rush	65	L	38-39	Neutral
12/29/2006	Oregon State	Alexander, Danario	Daniel, Chase	Pass	74		38-39	Neutral
11/25/2006	Kansas	Perry, Jared	Daniel, Chase	Pass	74	W	42-17	Home
10/21/2006	Kansas State	Franklin, William	Daniel, Chase	Pass	52	W	41-21	Home
9/23/2006	Ohio	Franklin, William	Daniel, Chase	Pass	68	W	31-6	Home
9/2/2006	Murray State	Franklin, William	Daniel, Chase	Pass	60	W	47-7	Home

# ALL-TIME MU OFFENSIVE SCORES OF 50 YARDS

Date	Opponent	Scoring Tiger	From	Play	Yardage	Win/Loss	Score	Home/Away
11/12/2005	Baylor	Smith, Brad	n/a	Rush	56	W	31-16	Home
11/12/2005	Baylor	Smith, Brad	n/a	Rush	56		31-16	Home
10/22/2005	Nebraska	Smith, Brad	n/a	Rush	79	W	41-24	Home
9/17/2005	Troy	Temple, Tony	n/a	Rush	59	W	52-21	Home
11/6/2004	Kansas State	Coffey, Sean	Smith, Brad	Pass	59	L	35-24	Home
10/2/2004	Colorado	Coffey, Sean	Smith, Brad	Pass	51	W	17-9	Home
9/4/2004	Arkansas State	Coffey, Sean	Smith, Brad	Pass	60	W	52-20	Home
11/29/2003	Iowa State	Nash, Damien	n/a	Rush	64	W	45-7	Home
11/29/2003	Iowa State	Smith, Brad	n/a	Rush	61		45-7	Home
10/25/2003	Texas Tech	Smith, Brad	n/a	Rush	61	W	62-31	Home
11/2/2002	Iowa State	Outlaw, Darius	Smith, Brad	Pass	55	L	42-35	Away
10/26/2002	Kansas	Smith, Brad	n/a	Rush	75	W	36-12	Home
10/26/2002	Kansas	Gage, Justin	Smith, Brad	Pass	62		36-12	Home
10/19/2002	Texas Tech	Gage, Justin	Smith, Brad	Pass	53	L	52-38	Away
2000	Baylor	Gilmore, Zain	n/a	Rush	52	W	47-22	Away
2000	Kansas	Spencer, Eric	Outlaw, Darius	Pass	60	L	38-17	Home
1998	Iowa State	Dausman, John	Jones, Corby	Pass	64	W	35-19	Away
1998	Bowling Green	Layman, Kent	Jones, Corby	Pass	62	W	37-0	Home
1997	Texas	Blackwell, Ernest	n/a	Rush	67	W	37-29	Home
1997	Iowa State	Layman, Kent	Jones, Corby	Pass	56	W	45-21	Home
1997	Tulsa	Jones, Corby	n/a	Rush	52	W	42-21	Away
1996	Kansas	Jones, Corby	n/a	Rush	80	W	42-25	Home
1996	Baylor	Blackwell, Ernest	n/a	Rush	81	W	49-42	Away
1995	North Texas	Blackwell, Ernest	n/a	Rush	60	W	28-7	Home
1992	Indiana	Bailey, Victor	Handy, Jeff	Pass	63	L	20-10	Away
1990	Kansas	Collins, Linzy	Johnson, Phil	Pass	50	W	31-21	Away
1990	Iowa State	Leach, Skip	Johnson, Phil	Pass	65	L	27-25	Away
1990	Iowa State	Mays, Damon	Johnson, Phil	Pass	52		27-25	Away
1990	Arizona State	Mays, Damon	Kiefer, Kent	Pass	61	W	30-9	Home
1990	TCU	Collins, Linzy	Kiefer, Kent	Pass	61	L	20-19	Home
1990	TCU	Collins, Linzy	Kiefer, Kent	Pass	68		20-19	Home
1989	Kansas	Collins, Linzy	Kiefer, Kent	Pass	79	L	46-44	Home
1989	Oklahoma	Collins, Linzy	Kiefer, Kent	Pass	64	L	52-14	Away
1989	Kansas State	Jones, Mike	n/a	Rush	67	W	21-9	Away
1989	Miami, Fla.	Collins, Linzy	Kiefer, Kent	Pass	67	L	38-7	Home
1988	Kansas State	Bruton, Tim	Welch, Corey	Pass	80	W	52-21	Away
1987	Iowa State	Delpino, Robert	n/a	Rush	86	W	42-17	Away
1987	Kansas State	Wallace, Darrell	n/a	Rush	51	W	34-10	Home
1987	Northwestern	Delpino, Robert	n/a	Rush	82	W	28-3	Home
1987	Baylor	Cameron, Ronnie	n/a	Rush	56	W	23-18	Home
1986	Iowa State	Moore, Victor	Cameron, Ronnie	Pass	55	L	37-14	Home
1986	Kansas State	Wallace, Darrell	n/a	Rush	72	W	17-6	Away
1986	Nebraska	Delpino, Robert	Henningsen, Jeff	Pass	50	L	48-17	Away
1986	Texas	Cameron, Ronnie	n/a	Rush	68	L	27-25	Home
1985	Oklahoma State	Johnson, Herbert	Adler, Marlon	Pass	80	L	21-19	Home
1985	Iowa State	Thetford, Pat	Seitz, Warren	Pass	52	W	28-27	Away
1984	Colorado	Seitz, Warren	n/a	Rush	55	W	52-7	Home
1984	Wisconsin	Davis, Tony	Seitz, Warren	Pass	50	L	35-34	Home
1984	Illinois	Seitz, Warren	n/a	Rush	50	L	30-24	Away
1982	Kansas	Caver, James	Adler, Marlon	Pass	76	W	16-10	Home
1982	Oklahoma State	Snowden, Wallace	Perry, Brad	Pass	55	L	30-20	Away
1982	Iowa State	Thomas, Curtland	Perry, Brad	Pass	51	T	17-17	Home
1982	East Carolina	Drain, Eric	n/a	Rush	59	W	28-9	Home
1981	Colorado	Thomas, Curtland	Perry, Brad	Pass	62	W	30-14	Away
1981	Army	Caver, James	Hyde, Mike	Pass	52	W	24-10	Home

# ALL-TIME MU OFFENSIVE SCORES OF 50 YARDS

2017 MIZZOU FOOTBALL

Date	Opponent	Scoring Tiger	From	Play	Yardage	Win/Loss	Score	Home/Away
1980	Penn State	Fellows, Ron	Bradley, Phil	Pass	53	L	29-21	Home
1980	San Diego State	Hill, Terry	Bradley, Phil	Pass	51	W	31-7	Away
1980	New Mexico	Hill, Terry	Bradley, Phil	Pass	68	W	47-16	Home
1980	New Mexico	Wilder, James	n/a	Rush	51		47-16	Home
1979	Oklahoma	Bradley, Phil	n/a	Rush	68	W	24-22	Home
1979	Mississippi	Blair, Ken	Bradley, Phil	Pass	69	W	33-7	Away
1979	San Diego State	Bradley, Phil	n/a	Rush	63	W	45-15	Home
1978	Colorado	Wilder, James	Bradley, Phil	Pass	60	L	28-27	Home
1978	Kansas State	Gant, Earl	n/a	Rush	71	W	56-14	Away
1978	Illinois	Sly, Stevie	Bradley, Phil	Pass	70	W	45-3	Home
1978	Mississippi	Ellis, Gerry	n/a	Rush	77	W	45-14	Home
1978	Alabama	Bradley, Phil	n/a	Rush	69	L	38-20	Home
1976	Nebraska	Stewart, Joe	Woods, Pete	Pass	98	W	34-24	Away
1976	Iowa State	Dansdill, Richard	n/a	Rush	56	L	21-17	Home
1976	North Carolina	Brown, Curtis	n/a	Rush	52	W	24-3	Home
1975	Iowa State	Williams, Jornel	n/a	Rush	57	W	44-14	Away
1975	Oklahoma State	Marshall, Henry	Pisarkiewicz, Steve	Pass	75	W	41-14	Home
1975	Wisconsin	Marshall, Henry	Pisarkiewicz, Steve	Pass	66	W	27-21	Home
1975	Illinois	Marshall, Henry	Pisarkiewicz, Steve	Pass	51	W	30-20	Away
1974	Kansas	Galbreath, Tony	n/a	Rush	91	W	27-3	Home
1974	Kansas State	Stewart, Joe	n/a	Rush	61	W	52-15	Away
1973	Virginia	Sharp, James	Cherry, John	Pass	52	W	31-7	Home
1973	Mississippi	Reamon, Tommy	n/a	Rush	70	W	17-0	Home
1972	Kansas	Bastable, John	Cherry, John	Pass	67	L	28-17	Home
1971	Army	Roper, Charles	n/a	Rush	56	L	22-6	Away
1970	Oklahoma State	Harrison, James	n/a	Rush	51	W	40-20	Away
1970	Baylor	Gray, Mel	Moore, Joe	Pass	72	W	38-0	Neutral
1969	Kansas	Moore, Joe	n/a	Rush	53	W	69-21	Away
1969	Kansas	Gray, Mel	McMillan, Terry	Pass	63		69-21	Away
1969	Iowa State	Gray, Mel	McMillan, Terry	Pass	68	W	40-13	Away
1969	Colorado	Gray, Mel	McMillan, Terry	Pass	75	L	31-24	Away
1969	Nebraska	Gray, Mel	McMillan, Terry	Pass	69	W	17-7	Home
1969	Michigan	Moore, Joe	n/a	Rush	62	W	40-17	Away
1969	Illinois	Moore, Joe	n/a	Rush	58	W	37-6	Neutral
1968	Kansas State	Brown, Henry	Phelps, Garnett	Pass	58	W	56-20	Away
1968	Kentucky	Gray, Mel	McMillan, Terry	Pass	79	L	12-6	Away
1967	Kansas State	Staggers, Jon	n/a	Rush	50	W	28-6	Home
1967	Colorado	Kombrink, Gary	n/a	Rush	75	W	23-9	Away
1966	Kansas	Denny, Earl	Kombrink, Gary	Pass	54	W	7-0	Home
1966	Kansas State	Thorpe, Ray	n/a	Rush	67	W	27-0	Away
1965	Kansas	Brown, Charlie	n/a	Rush	86	W	44-20	Away
1965	Oklahoma State	Lane, Gary	n/a	Rush	80	W	13-0	Away
1964	Colorado	Brown, Charlie	Lane, Gary	Pass	51	W	16-7	Home
1964	Utah	Lane, Gary	n/a	Rush	67	W	23-6	Home
1964	California	Denny, Earl	Lane, Gary	Pass	80	L	21-14	Away
1963	Colorado	Lane, Gary	n/a	Rush	69	W	28-7	Away
1963	Nebraska	Boston, Ken	Lane, Gary	Pass	53	L	13-12	Home
1963	Kansas State	Lane, Gary	n/a	Rush	50	W	21-11	Home
1962	Georgia Tech	Tobin, Bill	n/a	Rush	77	W	14-10	Neutral
1962	California	Roland, Johnny	n/a	Rush	58	W	21-10	Away
1960	Oklahoma	Stevenson, Norris	n/a	Rush	60	W	41-19	Away
1960	Oklahoma	Stevenson, Norris	n/a	Rush	77		41-19	Away
1960	Nebraska	Stevenson, Norris	n/a	Rush	69	W	28-0	Away
1960	Oklahoma State	Beal, Norm	n/a	Rush	78	W	28-7	Home
1958	Kansas	Curtright, Jerry	(Lateral from Mehrer, Chuck)	Rush	52	T	13-13	Home
1958	Nebraska	Kuhlmann, Hank	n/a	Rush	86	W	31-0	Away

Date	Opponent	Scoring Tiger	From	Play	Yardage	Win/Loss	Score	Home/Away
1954	Oklahoma	Schoonmaker, Jerold	Eaton, Victor	Pass	67	L	34-13	Away
1954	Colorado	Jennings, James	Eaton, Victor	Pass	58	T	19-19	Home
1952	Kansas	Rowenkamp, William	n/a	Rush	82	W	20-19	Home
1952	Colorado	Hook, James	n/a	Rush	77	W	27-7	Home
1951	Kansas	Wilkening, William	Hook, James	Pass	68	L	41-28	Away
1950	Colorado	Ackermann, Eugene	Glorioso, John	Pass	67	W	21-19	Home
1948	Saint Louis	Ghnouly, Mike	n/a	Rush	58	W	60-7	Away
1946	Colorado	Bonnett, Howard	Teel, Bob	Pass	56	W	21-0	Home
1946	Iowa State	Bonnett, Howard	n/a	Rush	75	W	33-13	Home
1945	Iowa State	Brinkman, Loyd	n/a	Rush	51	W	13-7	Away
1944	Kansas State	Dellastatious, Bill	n/a	Rush	56	W	33-0	Away
1943	Nebraska	Bussell, Leland	Reece, Donald	Pass	63	L	54-20	Home
1943	Ohio State	Morton, John	Dellastatious, Bill	Pass	59	L	27-6	Away
1943	Minnesota	Morton, John	Reece, Donald	Pass	50	L	26-13	Away
1942	Iowa Pre-Flight	Steuber, Bob	n/a	Rush	60	W	7-0	Neutral
1942	Kansas	Shurnas, Marshall	Austin, James	Pass	55	W	42-13	Home
1942	Kansas	Pitts, Ervin	Austin, James	Pass	57		42-13	Home
1942	Nebraska	Steuber, Bob	n/a	Rush	54	W	26-6	Away
1942	Nebraska	Carter, Ralph	n/a	Rush	65		26-6	Away
1942	Iowa State	Ekern, Bill	Steuber, Bob	Pass	77	W	45-6	Home
1942	Iowa State	Steuber, Bob	n/a	Rush	57		45-6	Home
1942	Iowa State	Bouldin, Fred	n/a	Rush	64		45-6	Home
1942	Iowa State	Reece, Donald	n/a	Rush	77		45-6	Home
1942	Kansas State	Steuber, Bob	n/a	Rush	70	W	46-2	Away
1942	Colorado	Steuber, Bob	n/a	Rush	53	W	26-13	Home
1942	Colorado	O'Hara, Donald	(Lateral from Pitts, Ervin)	Rush	65		26-13	Home
1942	Saint Louis	Wren	Darr, James	Pass	63	W	38-7	Home
1942	Saint Louis	Steuber, Bob	n/a	Rush	51		38-7	Home
1942	Fort Riley	Carter, Ralph	n/a	Rush	76	W	31-0	Neutral
1942	Fort Riley	Bowen, Vernon	n/a	Rush	56		31-0	Neutral
1941	Kansas	Steuber, Bob	n/a	Rush	55	W	45-6	Away
1941	Kansas	Ice, Harry	n/a	Rush	57		45-6	Away
1941	Michigan State	Steuber, Bob	n/a	Rush	60	W	19-0	Away
1941	Iowa State	Steuber, Bob	n/a	Rush	70	W	39-13	Away
1941	Iowa State	Ice, Harry	n/a	Rush	90		39-13	Away
1941	Kansas State	Ekern, Bill	Ice, Harry	Pass	69	W	35-0	Home
1941	Colorado	Steuber, Bob	n/a	Rush	65	W	21-6	Home
1941	Colorado	Wade, Maurice	n/a	Rush	64		21-6	Home
1940	New York	Lister, John	Christman, Paul	Pass	65	W	33-0	Home
1940	Iowa State	Ice, Harry	n/a	Rush	50	W	30-14	Home
1940	Saint Louis	Carter, Ralph	Christman, Paul	Pass	57	W	40-26	Home
1939	Nebraska	Orf, Bob	Christman, Paul	Pass	59	W	27-13	Home

#### MIZZOU'S RECORD IN GAMES WHEN SCORING ON OFFENSIVE PLAY FROM 50 YARDS OR MORE

Wins \_\_\_\_\_ 133  
 Losses \_\_\_\_\_ 46  
 Ties \_\_\_\_\_ 3  
 Pct. \_\_\_\_\_ 0.739



# ALL-TIME MIZZOU KICK RETURN SCORES

2017 MIZZOU FOOTBALL

Date	Opponent	Tiger	Play	Yardage	Win/Loss	Score	Home/Away	Note
9/10/2016	Eastern Michigan	Johnson, Johnathon	Punt Return	54	W	61-21	Home	
9/19/2015	UConn	Green, Clarence	Safety		W	9-6	Home	Punt blocked out of EZ
9/5/2015	SE Missouri State	Penton, Aarion	Blocked Punt Return	41	W	34-3	Home	
10/18/2014	Florida	Murphy, Marcus	Punt Return	82	W	42-13	Away	1st time PR/KOR TD in game
10/18/2014	Florida	Murphy, Marcus	Kickoff Return	96			Away	Opening kick of game
8/30/2014	South Dakota State	Murphy, Marcus	Kickoff Return	100	W	38-18	Home	
11/10/2012	Tennessee	Hunt, Jimmie	Kickoff Return	87	W	51-48 4-OT	Away	
10/13/2012	Alabama	Murphy, Marcus	Kickoff Return	98	L	10-42	Home	
9/29/2012	UCF	Murphy, Marcus	Punt Return	66	W	21-16	Away	
9/1/2012	SE Louisiana	Murphy, Marcus	Punt Return	72	W	62-10	Home	
9/1/2012	SE Louisiana	Murphy, Marcus	Punt Return	70			Home	
9/17/2011	Western Illinois	Gaines, E.J.	Punt Return	44	W	69-0	Home	
10/23/2010	Oklahoma	McGaffie, Gahn	Kickoff Return	86	W	36-27	Home	Opening kick of game
10/8/2009	Nebraska	Team	Safety		L	12-27	Home	Punt snapped out of EZ
12/29/2008	Northwestern	Maclin, Jeremy	Punt Return	75	W	30-23 OT	Neutral	
9/20/2008	Buffalo	Team	Safety		W	42-21	Home	Punt snapped out of EZ
8/30/2008	Illinois	Maclin, Jeremy	Kickoff Return	99	W	52-42	Neutral	
11/17/2007	Kansas State	Maclin, Jeremy	Kickoff Return	99	W	49-32	Away	1st since 1982
9/22/2007	Illinois State	Maclin, Jeremy	Punt Return	64	W	38-17	Home	
9/1/2007	Illinois	Maclin, Jeremy	Punt Return	66	W	40-34	Neutral	
9/2/2006	Murray State	Team	Safety		W	47-7	Home	Punt blocked out of EZ
9/17/2005	Troy	Woods, Marcus	Punt Return	73	W	52-21	Home	
9/13/2003	Eastern Illinois	Hibbetts, Josh	Blocked Punt Return	14	W	37-0	Home	
11/2/2002	Iowa State	James, Marcus	Punt Return	80	L	42-35	Away	
9/8/2001	Southwest Texas	Gage, Justin	Blocked Punt Return	18	W	40-6	Home	
9/4/1999	Alabama-Birmingham	McPherson, John	Blocked Punt Return	9	W	31-28	Home	
12/26/1998	West Virginia	Team	Safety		W	34-31	Neutral	Punt blocked out of EZ
12/26/1998	West Virginia	Posey, Carlos	Blocked FG Return	70		34-31	Neutral	
10/5/1996	SMU	Baker, Clayton	Blocked PAT Return		W	27-26	Away	
11/18/1995	Iowa State	Baker, Clayton	Blocked FG Return	67	W	45-31	Home	
9/17/1994	Houston	Team	Safety		W	16-0	Away	Punt blocked out of EZ
11/10/1990	Iowa State	Team	Fumbled PAT Return	86	L	27-25	Away	Niu Sale ret. fumbled 2-point run by ISU
9/8/1990	TCU	Sale, Niu	Punt Return	51	L	20-19	Home	
10/30/1982	Oklahoma State	Doby, Ricky	Kickoff Return	85	L	30-20	Away	99 total on return (reverse at 15)
12/27/1980	Purdue	Fellows, Ron	Kickoff Return	92	L	28-25	Neutral	
9/13/1980	New Mexico	Team	Safety		W	47-16	Home	Punt blocked out of EZ
10/7/1978	Illinois	Whitaker, Bill	Punt Return	50	W	45-3	Home	
10/30/1976	Oklahoma State	Stewart, Joe	Kickoff Return	100	L	20-19	Away	
9/11/1976	USC	Brown, Charlie	Kickoff Return	95	W	46-25	Away	
10/25/1975	Kansas State	Lewis, Leo	Punt Return	51	W	35-3	Home	
10/11/1975	Oklahoma State	Lewis, Leo	Punt Return	48	W	41-14	Home	
9/21/1974	Baylor	Gillick, Tony	Punt Return	53	W	28-21	Home	
12/29/1973	Auburn	Moseley, John	Kickoff Return	84	W	34-17	Neutral	
11/24/1973	Kansas	Moseley, John	Punt Return	53	L	14-13	Away	
10/6/1973	SMU	Moseley, John	Punt Return	74	W	17-7	Away	
12/23/1972	Arizona State	Fink, Mike	Kickoff Return	100	L	49-35	Neutral	
11/13/1971	Iowa State	Fink, Mike	Kickoff Return	91	L	45-17	Away	
10/16/1971	Oklahoma State	Fink, Mike	Kickoff Return	100	L	37-16	Away	
11/21/1970	Kansas	Gray, Mel	Kickoff Return	97	W	28-17	Home	
11/1/1969	Kansas State	Staggers, Jon	Kickoff Return	99	W	41-38	Home	
10/21/1967	Iowa State	Wehrli, Roger	Kickoff Return	96	W	23-7	Away	Opening kickoff of game
9/23/1967	SMU	Wehrli, Roger	Punt Return	64	W	21-0	Home	
10/1/1966	UCLA	Washington, Russ	Blocked Punt Return	20	L	24-15	Away	
10/16/1965	UCLA	Roland, Johnny	Punt Return	65	T	14-14	Home	
10/16/1965	UCLA	Thorpe, Ray	Kickoff Return	79		14-14	Home	

# ALL-TIME MIZZOU KICK RETURN SCORES

Date	Opponent	Tiger	Play	Yardage	Win/Loss	Score	Home/Away	Note
11/5/1960	Colorado	Beal, Norm	Punt Return	55	W	16-6	Home	
10/22/1960	Iowa State	Smith, Don	Punt Return	88	W	34-8	Home	
10/8/1960	Air Force	Smith, Don	Punt Return	90	W	34-8	Away	
10/10/1959	SMU	Team	Safety		L	23-2	Away	Punt blocked out of EZ
11/8/1958	Colorado	Brossart, Fred	Punt Return	83	W	33-9	Home	
9/20/1958	Vanderbilt	Team	Safety		L	12-8	Home	Punt blocked out of EZ
11/2/1957	Colorado	Team	Safety		W	9-6	Away	Punt blocked out of EZ
9/28/1957	Arizona	Curtright, Jerry	Kickoff Return	79	W	35-13	Home	
10/24/1953	Nebraska	Team	Safety		W	23-7	Home	Punt blocked out of EZ
9/26/1953	Purdue	Portney, Alvin	Blocked Punt Return	0	W	14-7	Home	Recovered blocked punt in EZ
11/9/1946	Colorado	Team	Safety		W	21-0	Home	Punt blocked out of EZ
10/18/1941	Iowa State	Ekern, Herbert	Blocked Punt Return	44	W	39-13	Away	
10/11/1941	Kansas State	Wade, Maurice	Punt Return	65	W	35-0	Home	
10/4/1941	Colorado	Ice, Harry	Punt Return	73	W	21-6	Home	
11/18/1939	Oklahoma	Orf, Bob	Blocked Punt Return	0	W	7-6	Home	Recovered blocked punt in EZ
11/24/1938	Kansas	Christman, Paul	Punt Return	76	W	14-6	Home	

**MIZZOU'S RECORD WHEN SCORING ON SPECIAL TEAMS**

Wins 51    Losses 15    Ties 1    Pct. 0.769

# ALL-TIME MIZZOU DEFENSIVE SCORES

2017 MIZZOU FOOTBALL

Date	Opponent	Tiger	Play	Yardage	Win/Loss	Score	Home/Away	Note
11/12/2016	Vanderbilt	Penton, Aarion	Interception Return	19	W	26-17	Home	
9/10/2016	Eastern Michigan	Burkett, Joey	Interception Return	1	W	61-21	Home	
10/18/2014	Florida	Ruise, Darwin	Interception Return	46	W	42-13	Away	
10/18/2014	Florida	Golden, Markus	Fumble Return	21			Away	
9/13/2014	UCF	Singleton, Duron	Fumble Return	60	W	38-10	Home	
1/3/2014	Oklahoma State	Ray, Shane	Fumble Return	73	W	41-31	Neutral	Clinched Cotton Bowl win
9/7/2013	Toledo	Golden, Markus	Interception Return	70	W	38-23	Home	
10/27/2012	Kenrucky	Gaines, E.J.	Fumble Return	13	W	33-10	Home	
9/1/2012	SE Louisiana	Sam, Michael	Fumble Return	7	W	62-10	Home	
9/1/2012	SE Louisiana	Gooden, Zaviar	Interception Return	20			Home	
11/13/2010	Kansas State	Smith, Jacquies	Fumble Return	53	W	38-28	Home	
10/9/2010	Colorado	Team	Safety		W	26-0	Home	Intentional grounding in EZ
9/25/2010	Miami (Ohio)	Gettis, Carl	Fumble Return	19	W	51-13	Home	Came :08 seconds into game
9/11/2010	McNeese State	Team	Safety		W	50-6	Home	Michael Sam sack in EZ
11/28/2009	Kansas	Team	Safety		W	41-39	Neutral	Coulter/A. Smith QB sack
11/7/2009	Baylor	Team	Safety		L	32-40	Home	D. Hamilton tackled RB in EZ
10/31/2009	Colorado	Team	Safety		W	36-17	Away	J. Harrison sacked QB in EZ
9/19/2009	Furman	Smith, Jacquies	Interception Return	43	W	52-12	Home	
11/15/2008	Iowa State	Moore, William	Interception Return	17	W	52-20	Away	
10/4/2008	Nebraska	Christopher, Brock	Interception Return	17	W	52-17	Away	
9/20/2008	Buffalo	Team	Safety		W	42-21	Home	Punt snapped out of endzone
9/13/2008	Nevada	Gettys, Jeff	Interception Return	27	W	69-17	Home	
9/6/2008	SE Missouri State	Weatherspoon, Sean	Interception Return	65	W	52-3	Home	
8/30/2008	Illinois	Weatherspoon, Sean	Interception Return	35	W	52-42	Neutral	
1/1/2008	Arkansas	Moore, William	Interception Return	26	W	38-7	Neutral	
11/24/2007	Kansas	Team	Safety		W	36-28	Neutral	Lorenzo Williams sacked QB
11/10/2007	Texas A&M	Team	Safety		W	40-26	Home	Lorenzo Williams sacked QB
10/27/2007	Iowa State	Williams, Lorenzo	Fumble Return	0	W	42-28	Home	Recovered in endzone
10/20/2007	Texas Tech	Sulak, Stryker	Interception Return	38	W	41-10	Home	
9/1/2007	Illinois	Brown, Pig	Fumble Return	100	W	40-34	Neutral	
10/21/2006	Kansas State	Overstreet, David	Fumble Return	41	W	41-21	Home	
10/14/2006	Texas A&M	Team	Safety		L	19-25	Away	QB tackled in EZ on bad snap
10/7/2006	Texas Tech	Moore, William	Interception Return	22	W	38-21	Away	
10/7/2006	Texas Tech	Xzavie Jackson	Interception Return	17		38-21	Away	
12/30/2005	South Carolina	King, Marcus	Interception Return	99	W	38-31	Neutral	
11/12/2005	Baylor	King, Marcus	Interception Return	32	W	31-16	Home	
11/5/2005	Colorado	Smith, Jamar	Fumble Return	12	L	41-12	Away	
10/15/2005	Iowa State	Jackson, Xzavie	Fumble Return	16	W	27-24 (OT)	Home	
10/15/2005	Iowa State	Moore, William	Interception Return	62		27-24 (OT)	Home	
9/4/2004	Arkansas State	Pitts, Phil	Interception Return	49	W	52-20	Home	
11/15/2004	Texas A&M	Team	Safety		W	45-22	Home	
11/9/2002	Colorado	Ferguson, Taurus	Interception Return	43	L	42-35 (OT)	Home	
10/26/2002	Kansas	Team	Safety		W	36-12	Home	
9/28/2002	Troy State	Kinney, James	Interception Return	14	W	44-7	Home	
8/31/2002	Illinois	Kinney, James	Fumble Return	46	W	33-20	Neutral	
11/3/2001	Colorado	Johnson, Kevin	Interception Return	59	L	38-24	Away	
9/8/2001	Southwest Texas	Team	Safety		W	40-6	Home	

# ALL-TIME MIZZOU DEFENSIVE SCORES

Date	Opponent	Tiger	Play	Yardage	Win/Loss	Score	Home/Away	Note
11/4/2000	Colorado	Team	Safety		L	28-18	Home	
10/14/2000	Kansas	Revard, Duke	Fumble Return	0	L	38-17	Home	Recovered in EZ
9/2/2000	Western Illinois	Jones, Julian	Interception Return	49	W	50-20	Home	
9/2/2000	Western Illinois	Team	Safety			50-20	Home	
10/9/1999	Colorado	Team	Safety		L	46-39 (OT)	Away	
11/7/1998	Colorado	Posey, Carlos	Interception Return	61	W	38-14	Home	
10/31/1998	Texas Tech	Jurineack, Terrell	Fumble Return	17	W	28-26	Away	
10/24/1998	Nebraska	Erickson, Steve	Fumble Return	41	L	20-13	Away	
10/17/1998	Oklahoma	Perkins, Wade	Interception Return	36	W	20-6	Home	
9/19/1998	Ohio State	Posey, Carlos	Fumble Return	65	L	35-14	Away	
11/15/1997	Baylor	Wyatt, Justin	Interception Return	92	W	42-24	Home	
11/16/1996	Baylor	Piersey, Harold	Interception Return	22	W	49-42 (3-OT)	Away	
11/18/1995	Iowa State	Easter, Caldrihoff	Interception Return	51	W	45-31	Home	
11/26/1994	Hawaii	Pedrotti, Marc	Interception Return	20	T	32-32	Away	
11/26/1994	Hawaii	Simon, Damon	Fumble Return	?		32-32	Away	
10/29/1994	Iowa State	Simon, Damon	Interception Return	16	W	34-20	Away	
10/21/1989	Kansas State	LePage, Ted	Interception Return	64	W	21-9	Away	
10/17/1987	Iowa State	McMillan, Erik	Interception Return	39	W	42-17	Away	
10/3/1987	Syracuse	McMillan, Erik	Interception Return	37	L	24-13	Home	
9/12/1987	Baylor	McMillan, Erik	Interception Return	13	W	23-18	Home	
9/13/1986	Utah State	Sherrill, James	Fumble Return	0	W	24-10	Home	Recovered in EZ
10/6/1984	Colorado	Riley, Cameron	Interception Return	44	W	52-7	Home	
9/29/1984	Notre Dame	Team	Safety		L	16-14	Home	Steve Leshe tackled Allen Pinkett in EZ
10/10/1981	Kansas State	Team	Safety		W	58-13	Home	Jeff Gaylord tackled Dickey in EZ
9/12/1981	Army	Davis, Duane	Fumble Return	0	W	24-10	Home	Recovered in EZ
12/27/1980	Purdue	Team	Safety		L	28-25	Neutral	Mark Hermann downed ball in EZ
9/13/1980	New Mexico	Whitaker, Bill	Interception Return	23	W	47-16	Home	
11/24/1979	Kansas	Darkow, Van	Interception Return	25	W	55-7	Away	
11/3/1979	Nebraska	Poe, Johnnie	Fumble Return	17	L	23-20	Home	
9/8/1979	San Diego State	Wright, Eric	Interception Return	77	W	45-15	Home	
9/8/1979	San Diego State	Darkow, Van	Fumble Return	0		45-15	Home	Recovered in EZ
10/7/1978	Illinois	Garlich, Chris	Interception Return	29	W	45-3	Home	
9/30/1978	Oklahoma	Team	Safety		L	45-23	Away	
9/16/1978	Alabama	Calabrese, Russ	Interception Return	30	L	38-20	Home	
11/19/1977	Kansas	Team	Safety		L	24-22	Away	QB ran out of EZ
11/12/1977	Oklahoma State	Hamilton, Steven	Fumble Return	12	W	41-14	Home	
10/15/1977	Oklahoma	Bess, William	Fumble Return	16	L	21-17	Home	
11/15/1975	Oklahoma	Grossart, Randy	Fumble Return	0	L	28-27	Home	Recovered in EZ
11/8/1975	Iowa State	Davis, Larry	Interception Return	66	W	44-14	Away	
10/26/1974	Colorado	Team	Safety		W	30-24	Home	
9/9/1972	Oregon	Moseley, John	Interception Return	37	W	24-22	Home	
11/20/1971	Kansas	Team	Safety		L	7-2	Away	
11/13/1971	Iowa State	Bell, Raymond	Fumble Return	0	L	45-17	Away	Recovered in EZ
10/16/1971	Oklahoma State	Team	Safety		L	37-16	Home	Tackled OSU player in EZ
11/8/1969	Oklahoma	Borgard, Dan	Fumble Return	0	W	44-10	Home	Recovered in EZ
9/27/1969	Illinois	Boyd, Robert	Interception Return	47	W	37-6	Neutral	

# ALL-TIME MIZZOU DEFENSIVE SCORES

2017 MIZZOU FOOTBALL

Date	Opponent	Tiger	Play	Yardage	Win/Loss	Score	Home/Away	Note
12/28/1968	Alabama	Poppe, Dennis	Interception Return	47	W	35-10	Neutral	
11/9/1968	Iowa State	Team	Safety		W	42-7	Home	Tackled ISU player in EZ
10/26/1968	Kansas State	Team	Safety		W	56-20	Away	Tackled KSU player in EZ
9/28/1968	Illinois	Team	Safety		W	44-0	Away	Tackled ILL player in EZ
10/21/1967	Iowa State	Team	Safety		W	23-7	Away	Ball snapped out of EZ
10/14/1967	Colorado	Team	Safety		L	23-9	Away	Tackled CU player in EZ
10/7/1967	Arizona	Meyer, John	Interception Return	39	W	17-3	Home	
9/23/1967	SMU	Davis, John	Interception Return	53	W	21-0	Home	
9/24/1966	Illinois	Whitaker, Jim	Interception Return	60	W	21-14	Away	
9/17/1966	Minnesota	Douglas, John	Interception Return	26	W	24-0	Home	
11/6/1965	Colorado	Boston, Ken	Interception Return	38	W	20-7	Away	
10/3/1964	Oklahoma State	Boston, Ken	Interception Return	95	L	10-7	Home	
11/30/1963	Kansas	Turner, Vince	Fumble Return	100	W	9-7	Away	
11/2/1963	Nebraska	Boston, Ken	Fumble Return	0	L	13-12	Home	Recovered in EZ
10/26/1963	Iowa State	Otto, Gus	Interception Return	50	W	7-0	Away	
11/10/1962	Colorado	Russell, Andrew	Interception Return	28	W	57-0	Home	
10/14/1961	Oklahoma State	Russell, Andrew	Interception Return	47	W	10-0	Away	
1/2/1961	Navy	Beal, Norm	Interception Return	90	W	21-14	Neutral	
11/5/1960	Colorado	Team	Safety		W	16-6	Home	Tackled CU player in EZ
9/17/1960	SMU	Smith, Tom	Interception Return	22	W	20-0	Home	
9/28/1957	Arizona	Pidcock, Don	Fumble Return	0	W	35-13	Home	
9/21/1957	Vanderbilt	Swaney, Tom	Interception Return	51	T	7-7	Away	
12/1/1956	Kansas	Team	Safety		W	15-13	Home	Tackled KU player in EZ
11/1/1952	Nebraska	Merrifield, Edwin	Fumble Return	30	W	10-6	Away	Intercepted lateral
10/4/1952	Kansas State	Schoonmaker, Bob	Interception Return	22	W	26-0	Away	
10/27/1951	Nebraska	Schoonmaker, Bob	Interception Return	51	W	35-19	Home	
12/1/1950	Miami, Fla.	Team	Safety		L	27-9	Away	Tackled MIA player in EZ
1/1/1949	Clemson	Team	Safety		L	24-23	Neutral	Clemson int. grounding from own EZ
11/1/1947	Nebraska	Fuchs, Robert	Interception Return	42	W	47-6	Home	
10/4/1946	Saint Louis	Brinkman, Loyd	Interception Return	95	W	19-14	Away	
11/23/1944	Kansas	Collins, Paul	Interception Return	65	W	28-0	Neutral	
10/10/1942	Wisconsin	Team	Safety		L	17-9	Away	Tackled WISC player in EZ
10/11/1941	Kansas State	Team	Safety		W	35-0	Home	Tackled KSU player in EZ
10/4/1941	Colorado	Team	Safety		W	21-6	Home	CU rec. own fumble in own EZ
10/19/1940	Iowa State	Greenwood, Don	Fumble Return	77	W	30-14	Home	Intercepted lateral

## MU'S RECORD IN GAMES WHEN GETTING A DEFENSIVE SCORE

Wins	92
Losses	28
Ties	2
Pct.	0.762

Date	Opponent	Res.	Score		1st Dwns	3rd Dwn	4th Dwn	Tot	Net Yards			Pen.-	
			Pts	Opp					Rush	Pass	TO	Yds	TOP
9/17/2011	Western Illinois	W	69	0	30	7-15	2-3	744	428	316	2	9-67	35:27
11/19/2016	at Tennessee	L	37	63	41	11-20	2-5	740	420	320	4	7-51	31:09
9/23/2016	Delaware State	W	79	0	34	6-8	0-0	698	268	430	0	6-60	34:59
8/31/2013	Murray State (1)	W	58	14	33	11-16	0-1	694	358	336	1	2-20	29:19
11/19/1949	at Kansas	W	34	28				665	465	200			
9/3/2005	vs. Arkansas State (1)	W	44	17	30	9-17	1-1	657	317	340	3	10-65	30:44
11/22/1969	at Kansas	W	69	21				651	344	307			
9/13/2008	Nevada	W	69	17	25	6-10	1-1	651	132	519	0	5-50	23:17
9/10/2016	Eastern Michigan	W	61	21	30	9-15	1-1	647	170	477	2	8-75	21:16
10/3/1992	Marshall	W	44	21				641	258	383			
10/6/1984	Colorado	W	52	7				639	516	123			
10/22/2016	Middle Tennessee State	L	45	51	36	5-16	3-5	629	348	281	2	13-125	27:46
9/21/2013	at Indiana	W	45	28	33	8-16	1-1	623	280	343	3	5-31	36:45
9/15/2007	Western Michigan	W	52	24	32	11-17	0-0	619	272	347	2	3-15	26:45
10/20/1984	at Kansas State	W	61	21				614	355	259			
10/6/2007	Nebraska	W	41	6	32	10-15	1-1	606	195	411	0	9-79	31:40
9/4/1982	Colorado State (1)	W	28	14				603	244	359			
11/3/2007	at Colorado	W	55	10	25	10-17	0-0	598	169	429	1	4-35	34:17
10/25/2003	Texas Tech	W	62	31	29	7-13	1-1	597	469	128	0	8-95	30:09
10/8/1988	at Kansas State	W	52	21				592	367	225			
9/6/2008	SE Missouri State	W	52	3	31	2-8	0-1	592	256	336	0	4-46	25:36
9/20/2008	Buffalo	W	42	21	29	4-8	0-1	590	151	439	3	2-20	26:21
9/2/2006	Murray State (1)	W	47	7	27	9-13	0-0	589	256	333	2	7-56	27:40
11/15/2014	at Texas A&M	W	34	27	32	13-21	1-2	587	335	252	1	12-81	37:30
10/11/1975	Oklahoma State	W	41	14				584	176	408			
10/15/2011	Iowa State	W	52	17	33	9-14	0-0	583	294	289	3	0-0	33:03
9/22/2007	Illinois State	W	38	17	31	8-11	0-0	581	240	341	3	3-35	23:03
11/19/1988	at Kansas	W	55	17				572	471	101			
10/8/1983	at Colorado	W	59	20				571	381	190			
11/5/2011	at Baylor	L	39	42	32	7-15	1-3	568	253	325	1	6-57	30:38
10/18/1980	Colorado	W	45	7				564	348	216			
12/29/2006	Oregon State (2)	L	38	39	21	5-13	1-1	561	202	359	2	1-15	26:25
9/18/1999	West Michigan	W	48	34	33	8-14	3-3	560	375	185	2	8-69	36:50
9/8/2007	at Mississippi	W	38	25	29	9-16	0-0	559	229	330	0	4-23	28:27
11/8/1969	Oklahoma	W	44	10				559	247	312			
11/10/2007	Texas A&M	W	40	26	32	9-15	0-1	555	203	352	1	4-45	31:11
11/28/2009	Kansas	W	41	39	25	5-14	1-1	553	250	303	1	10-106	30:07
11/11/1978	Kansas	W	48	0				552	465	87			
10/8/2005	at Oklahoma State	W	38	31	27	6-13	0-2	549	326	223	1	9-111	32:57
8/30/2008	vs. Illinois (1)	W	52	42	28	9-17	0-2	549	226	323	2	3-20	29:17
9/30/1972	California	W	34	27				545	391	154			
11/15/1969	at Iowa State	W	40	13				545	228	317			
11/2/1968	Oklahoma State	W	42	7				545	350	195			
9/5/1998	Bowling Green (1)	W	37	0	27	12-21	2-3	544	340	204	0	9-86	41:24
11/23/1996	Kansas	W	42	25	25	7-13	2-2	542	412	130	2	7-68	32:56
10/28/1989	Oklahoma State	L	30	31				540	147	393			

# MU GAMES WITH 500 YARDS TOTAL OFFENSE 2017 MIZZOU FOOTBALL

Date	Opponent	Res.	Score		1st Dwns	3rd Dwn	4th Dwn	Tot	Net Yards			Pen.-	
			Pts	Opp					Rush	Pass	TO	Yds	TOP
11/21/2009	Iowa State	W	34	24	28	6-15	2-3	539	202	337	1	2-10	35:55
9/23/1978	Mississippi	W	45	14				534	327	207			
12/7/2013	vs. Auburn	L	42	59	22	2-12	1-3	534	231	303	1	7-40	25:40
9/24/2011	at Oklahoma	L	28	38	24	3-12	0-0	532	241	291	0	7-45	27:37
11/10/2001	Baylor	W	41	24	29	7-12	0-0	531	151	380	1	5-25	28:43
10/2/1976	North Carolina	W	24	3				529	410	119			
10/3/1970	at Oklahoma State	W	40	20				529	437	92			
10/9/1999	at Colorado	L (OT)	39	46	30	8-18	0-2	527	216	311	4	6-30	31:46
9/19/2009	Furman	W	52	12	30	7-12	0-1	525	196	329	0	9-75	24:29
9/22/1984	Mississippi State	W	47	30				524	216	308			
10/22/2005	Nebraska	W	41	24	25	5-17	2-3	523	277	246	2	5-43	34:14
10/5/2013	at Vanderbilt	W	51	28	29	4-11	2-3	523	245	278	0	6-52	29:58
10/22/1983	Kansas State	W	38	0				522	301	221			
11/24/2007	Kansas	W	36	28	29	6-15	1-3	519	151	368	0	14-141	37:25
10/16/1976	Iowa State	L	17	21				519	250	269			
10/18/1997	Texas	W	37	29	25	6-14	0-0	518	252	266	3	9-87	34:02
11/1/1997	at Colorado	W	41	31	29	9-15	0-0	517	353	164	0	6-48	42:20
9/17/2005	Troy	W	52	21	28	8-18	1-1	514	303	211	0	10-88	32:23
12/26/2011	North Carolina (2)	W	41	24	27	10-14	0-0	513	337	176	1	6-49	34:20
10/5/1985	California	L	32	39				512	379	133			
12/28/2010	Iowa (2)	L	24	27	32	8-15	0-1	512	78	434	2	5-48	29:49
11/8/2008	Kansas State	W	41	24	27	5-13	1-2	511	221	290	2	7-60	32:45
9/13/2003	Eastern Illinois	W	37	0	22	4-13	1-2	509	221	288	2	5-46	28:22
9/10/1988	Utah State (1)	W	35	21				509	465	44			
11/2/1991	Iowa State	L	22	23				508	187	321			
9/15/1990	Utah State	W	45	10				508	189	319			
9/4/2004	Arkansas State (1)	W	52	20	26	8-10	0-0	506	263	243	2	2-10	21:36
11/8/1975	at Iowa State	W	44	14				505	376	129			
12/30/2005	vs. South Carolina (2)	W	38	31	21	6-19	4-5	504	203	301	2	8-87	
11/13/1976	at Oklahoma	L	20	27				504	215	289			
9/20/2014	Indiana	L	27	31	28	5-16	2-2	503	172	331	1	10-75	33:21
9/6/2014	at Toledo	W	49	24	25	9-17	0-0	502	177	325	2	2-25	33:45
11/2/2013	Tennessee	W	31	3	24	10-19	0-0	502	339	163	0	5-35	33:45
9/9/2011	at Arizona State	L (OT)	30	37	24	3-15	2-3	501	182	319	0	11-114	32:43
10/4/1997	Iowa State	W	45	21	27	9-17	3-4	501	288	213	1	7-55	37:32
10/10/1987	Kansas State	W	34	10				501	376	125			
10/19/2013	Florida	W	36	17	24	4-14	0-0	500	205	295	2	7-50	30:42

**Legend**

(1) — Season Opener

(2) — Bowl Game

**MU'S RECORD IN GAMES WHEN GAINING 500 YARDS OF TOTAL OFFENSE**

Wins	67
Losses	15
Ties	0
Pct.	0.817

**RUSHING OFFENSE**

Year	NCAA Rank	Avg.
<b>1941</b>	<b>1st</b>	<b>307.70</b>
1978	23rd	244.60
1979	71st	186.70
1980	NOT AVAILABLE	
1981	NOT AVAILABLE	
1982	69th	138.10
1983	22nd	219.50
1984	NOT AVAILABLE	
1985	57th	159.40
1986	36th	188.00
1987	NOT AVAILABLE	
1988	NOT AVAILABLE	
1989	100th	79.00
1990	91st	114.20
1991	NOT AVAILABLE	
1992	106th	91.90
1993	90th	115.20
1994	95th	107.90
1995	27th	200.50
1996	9th	250.70
1997	6th	263.50
1998	9th	232.00
1999	40th	160.20
2000	49th	154.18
2001	44th	167.36
2002	36th	183.67
2003	6th	237.46
2004	48th	165.00
2005	17th	205.25
2006	46th	149.46
2007	38th	176.21
2008	52nd	153.79
2009	85th	127.00
2010	48th	162.92
2011	9th	244.00
2012	88th	138.50
2013	16th	237.86
2014	53rd	177.86
2015	119th	115.4
2016	38th	205.1

**PASSING OFFENSE**

Year	NCAA Rank	Avg.
1978	35th	169.60
1979	68th	132.60
1980	NOT AVAILABLE	
1981	NOT AVAILABLE	
1982	34th	199.50
1983	67th	159.80
1984	NOT AVAILABLE	
1985	41st	201.20
1986	96th	105.50
1987	NOT AVAILABLE	
1988	NOT AVAILABLE	
1989	25th	239.80
1990	6th	295.30
1991	NOT AVAILABLE	
1992	7th	293.00
1993	38th	219.30
1994	51st	202.50
1995	104th	101.70
1996	101st	127.50
1997	92nd	156.60
1998	102nd	118.00
1999	83rd	177.70
2000	72nd	196.82
2001	91st	172.27
2002	66th	203.17
2003	102nd	166.00
2004	68th	207.55
2005	53rd	224.50

2006	10th	276.15
2007	9th	314.07
2008	4th	330.36
2009	14th	285.46
2010	43rd	238.17
2011	64th	231.54
2012	76th	217.92
2013	41st	252.86
2014	99th	189.14
2015	113th	165.5
2016	20th	295.4

**PASSING EFFICIENCY OFFENSE**

Year	NCAA Rank	Avg.
(Not kept until 2000)		
2000	98th	101.66
2001	100th	99.43
2002	73rd	118.67
2003	80th	116.39
2004	81st	113.09
2005	83rd	113.21
2006	28th	143.30
2007	13th	145.97
2008	10th	157.84
2009	32nd	139.11
2010	68th	126.54
2011	30th	143.49
2012	103rd	113.35
2013	34th	143.32
2014	77th	120.47
2015	119th	97.00
2016	48th	136.00

**TOTAL OFFENSE**

Year	NCAA Rank	Avg.
1978	10th	414.30
1979	78th	319.40
1980	NOT AVAILABLE	
1981	NOT AVAILABLE	
1982	62nd	337.50
1983	34th	379.30
1984	NOT AVAILABLE	
1985	48th	360.50
1986	94th	293.45
1987	NOT AVAILABLE	
1988	NOT AVAILABLE	
1989	83rd	318.82
1990	22nd	409.45
1991	NOT AVAILABLE	
1992	41st	384.90
1993	74th	334.40
1994	92nd	310.40
1995	95th	302.20
1996	49th	378.30
1997	21st	420.18
1998	69th	350.00
1999	79th	337.91
2000	71st	351.00
2001	91st	339.64
2002	45th	386.83
2003	36th	403.46
2004	60th	372.55
2005	24th	429.75
2006	8th	425.62
2007	5th	490.29
2008	8th	484.14

2009	32nd	412.46
2010	45th	401.08
2011	12th	475.54
2012	96th	356.42
2013	16th	490.71
2014	95th	367.00
2015	124th	280.9
2016	13th	500.5

**SCORING OFFENSE**

Year	NCAA Rank	Avg.
1978	6th	31.60
1979	61st	21.50
1980	NOT AVAILABLE	
1981	NOT AVAILABLE	
1982	71st	18.80
1983	34th	25.00
1984	NOT AVAILABLE	
1985	75th	18.70
1986	83rd	17.80
1987	NOT AVAILABLE	
1988	NOT AVAILABLE	
1989	97th	15.50
1990	46th	25.30
1991	NOT AVAILABLE	
1992	75th	19.50
1993	T-86th	19.20
1994	91st	17.30
1995	100th	16.90
1996	54th	25.30
1997	19th	33.50
1998	T-43rd	27.30
1999	95th	20.40
2000	74th	23.18
2001	88th	21.82
2002	36th	30.00
2003	29th	30.69
2004	82nd	23.27
2005	34th	30.75
2006	20th	30.08
2007	8th	39.86
2008	6th	42.21
2009	49th	29.00
2010	44th	30.33
2011	30th	32.85
2012	80th	25.75
2013	13th	39.14
2014	70th	27.79
2015	126th	13.6
2016	48th	31.5

**QB SACKS ALLOWED**

Year	NCAA Rank	Avg.
(Not kept until 2005)		
2005	16th	1.33
2006	T-24th	1.46
2007	T-31st	1.50
2008	16th	1.21
2009	39th	1.54
2010	46th	1.69
2011	33rd	1.38
2012	87th	2.42
2013	59th	1.93
2014	35th	1.64
2015	91st	2.50
2016	17th	1.17



### RUSHING DEFENSE

Year	NCAA Rank	Avg.
1978	83rd	200.00
1979	57th	173.80
1980	NOT AVAILABLE	
1981	NOT AVAILABLE	
1982	58th	177.10
1983	5th	97.70
1984	NOT AVAILABLE	
1985	92nd	223.20
1986	95th	229.10
1987	NOT AVAILABLE	
1988	NOT AVAILABLE	
1989	102nd	267.60
1990	102nd	255.80
1991	NOT AVAILABLE	
1992	103rd	228.30
1993	97th	219.30
1994	98th	235.30
1995	84th	196.10
1996	85th	201.70
1997	93rd	193.70
1998	63rd	160.10
1999	66th	153.30
2000	68th	159.00
2001	89th	198.73
2002	78th	167.75
2003	72nd	167.23
2004	64th	152.09
2005	63rd	151.33
2006	58th	134.54
2007	25th	122.07
2008	31st	124.86
2009	26th	118.62
2010	56th	146.92
2011	29th	127.38
2012	49th	149.25
2013	49th	153.21
2014	27th	133.71
2015	27th	132.8
2016	112th	232.8

### PASSING EFFICIENCY DEFENSE

Year	NCAA Rank	Avg.
(Not kept until 1990)		
1990	38th	109.30
1991	NOT AVAILABLE	
1992	44th	110.30
1993	41st	115.70
1994	87th	138.50
1995	60th	122.50
1996	105th	145.70
1997	47th	118.90
1998	27th	110.00
1999	81st	127.50
2000	65th	121.38
2001	102nd	147.39
2002	91st	135.35
2003	61st	125.78
2004	12th	104.28
2005	53rd	121.75
2006	37th	117.67
2007	45th	120.48
2008	80th	133.63
2009	74th	132.54
2010	10th	108.20
2011	56th	127.66
2012	85th	137.93

2013	43rd	121.13
2014	39th	121.00
2015	30th	114.29
2016	39th	123.42

### PASSING DEFENSE

Year	NCAA Rank	Avg.
1978	88th	144.60
1979	70th	137.50
1980	NOT AVAILABLE	
1981	NOT AVAILABLE	
<b>1982</b>	<b>1st</b>	<b>123.50</b>
1983	55th	186.60
1984	NOT AVAILABLE	
1985	63rd	193.40
1986	53rd	187.80
1987	NOT AVAILABLE	
1988	NOT AVAILABLE	
1989	47th	194.20
1990	NOT AVAILABLE	
1991	NOT AVAILABLE	
1992	NOT AVAILABLE	
1993	NOT AVAILABLE	
1994	NOT AVAILABLE	
1995	NOT AVAILABLE	
1996	NOT AVAILABLE	
1997	NOT AVAILABLE	
1998	NOT AVAILABLE	
1999	NOT AVAILABLE	
2000	47th	207.91
2001	42nd	200.45
2002	113th	282.58
2003	50th	213.77
2004	3rd	149.27
2005	58th	217.00
2006	37th	185.69
2007	96th	256.86
2008	117th	286.64
2009	104th	251.46
2010	38th	203.75
2011	94th	252.62
2012	74th	241.42
2013	107th	264.64
2014	39th	212.71
2015	7th	169.3
2016	86th	246.8

### TOTAL DEFENSE

Year	NCAA Rank	Avg.
1978	88th	344.60
1979	52nd	311.40
1980	NOT AVAILABLE	
1981	NOT AVAILABLE	
1982	18th	300.50
1983	12th	284.40
1984	NOT AVAILABLE	
1985	89th	416.50
1986	94th	416.90
1987	NOT AVAILABLE	
1988	NOT AVAILABLE	
1989	99th	462.30
1990	98th	443.60
1991	NOT AVAILABLE	
1992	85th	401.20
1993	76th	397.10

1994	89th	414.90
1995	53rd	365.50
1996	77th	392.90
1997	76th	386.50
1998	21st	313.40
1999	44th	350.30
2000	60th	366.91
2001	77th	399.18
2002	107th	450.33
2003	64th	381.00
2004	14th	301.36
2005	50th	368.33
2006	39th	320.23
2007	59th	378.93
2008	98th	411.50
2009	64th	370.08
2010	42nd	350.67
2011	61st	380.00
2012	58th	390.67
2013	81st	417.86
2014	23rd	346.43
2015	9th	302.0
2016	118th	479.7

### SCORING DEFENSE

Year	NCAA Rank	Avg.
1978	73rd	20.10
1979	28th	13.80
1980	NOT AVAILABLE	
1981	NOT AVAILABLE	
1982	28th	17.80
1983	26th	16.50
1984	NOT AVAILABLE	
1985	97th	31.10
1986	87th	28.50
1987	NOT AVAILABLE	
1988	NOT AVAILABLE	
1989	95th	33.00
1990	93rd	33.70
1991	NOT AVAILABLE	
1992	68th	24.50
1993	93rd	31.30
1994	75th	27.10
1995	77th	28.30
1996	95th	34.20
1997	84th	30.20
1998	22nd	18.40
1999	103rd	33.70
2000	88th	31.64
2001	84th	30.00
2002	81st	29.33
2003	38th	22.08
2004	23rd	19.55
2005	81st	29.17
2006	33rd	19.54
2007	37th	23.29
2008	69th	27.21
2009	59th	25.38
2010	6th	15.17
2011	44th	23.54
2012	68th	28.42
2013	34th	23.07
2014	19th	21.07
2015	6th	16.2
2016	90th	31.5

**QB SACKS**

Year	NCAA Rank	Avg.
(Not kept until 2005)		
2005	34th	2.58
2006	22nd	2.69
2007	52nd	2.21
2008	36th	2.36
2009	34th	2.31
2010	9th	2.85
2011	54th	2.00
2012	76th	1.75
2013	12th	2.93
2014	9th	3.14
2015	43rd	2.33
2016	51st	2.25

**TACKLES FOR LOSS**

Year	NCAA Rank	Avg.
(Not kept until 2005)		
2005	28th	7.25
2006	47th	6.15
2007	70th	6.04
2008	12th	7.39
2009	41st	6.23
2010	40th	6.38
2011	T-24th	7.00
2012	19th	7.17
2013	9th	7.70
2014	10th	7.50
2015	2nd	8.8
2016	55th	6.0

**NET PUNTING**

Year	NCAA Rank	Avg.
(Not kept until 1990)		
1990	90th	31.20
1991	NOT AVAILABLE	
1992	59th	34.90
1993	62nd	34.70
1994	13th	38.80
1995	75th	33.60
1996	81st	34.00
1997	111th	31.80
1998	86th	33.40
1999	113th	29.60
2000	103rd	30.57
2001	112th	30.46
2002	10th	36.91
2003	114th	30.62
2004	86th	33.58
2005	79th	32.89
2006	104th	32.17
2007	113th	31.46
2008	16th	37.71
2009	4th	40.48
2010	14th	38.90
2011	49th	37.02
2012	60th	36.63
2013	63rd	36.76
2014	40th	38.52
2015	18th	39.99
2016	13th	40.35

**PUNT RETURNS**

Year	NCAA Rank	Avg.
(Not kept until 1990)		
1990	20th	11.80
1991	NOT AVAILABLE	
1992	82nd	8.50
1993	101st	3.90
1994	90th	6.10
1995	97th	5.20
1996	71st	7.90
1997	81st	7.30
1998	103rd	5.70
1999	80th	7.90
2000	87th	7.75
2001	38th	10.41
2002	25th	13.07
2003	4th	14.93
2004	28th	11.76
2005	21st	12.33
2006	83rd	7.48
2007	25th	11.81
2008	32nd	11.11
2009	53rd	9.52
2010	85th	6.40
2011	55th	8.89
2012	5th	15.04
2013	86th	6.72
2014	25th	10.41
2015	96th	5.85
2016	14th	11.27

**KICKOFF RETURNS**

Year	NCAA Rank	Avg.
(Not kept until 1990)		
1990	95th	17.30
1991	NOT AVAILABLE	
1992	107th	14.40
1993	94th	17.00
1994	79th	18.90
1995	56th	19.50
1996	42nd	21.40
1997	74th	19.50
1998	26th	22.20
1999	95th	18.40
2000	96th	17.73
2001	95th	18.14
2002	44th	20.90
2003	49th	20.84
2004	105th	18.05
2005	81st	19.55
2006	115th	17.08
2007	23rd	23.33
2008	78th	20.41
2009	80th	20.87
2010	60th	21.93
2011	53rd	21.98
2012	13th	24.69
2013	32nd	23.07
2014	9th	24.65
2015	127th	15.08
2016	107th	18.86

**TURNOVER MARGIN**

Year	NCAA Rank	Avg.
(Not kept until 1992)		
1992	57th	+0.00
1993	T-97th	-1.30
1994	45th	+0.17
1995	T-9th	+1.00
1996	106th	-1.30
1997	23rd	+0.64
1998	T-21st	+0.64
1999	106th	-0.82
2000	82nd	-0.45
2001	62nd	-0.09
2002	16th	+1.00
2003	10th	+0.85
2004	29th	+0.45
2005	T-59th	-0.08
2006	46th	+0.15
2007	11th	+0.93
2008	79th	-0.29
2009	T-36th	+0.31
2010	14th	+0.92
2011	40th	+0.23
2012	55th	+0.08
2013	5th	+1.14
2014	21st	+0.64
2015	73rd	-0.08
2016	85th	-0.25

**TIGERS WHO LED THE NATION**


Bob Steuber - 1941 Scoring  
1st in NCAA - 121 points

Hank Burnine - 1955 Receiving  
1st in NCAA - 44 receptions


Roger Wehrli - 1968 Punt Returns  
1st in NCAA - 11.7 avg.

Jeremy Maclin - 2008 All Purpose  
1st in NCAA - 202.36 ypg

Danario Alexander - 2009 Receiving  
1st in NCAA - 137.00 ypg



# Year-by-Year Snapshots



**Tiger Football Game, circa 1910**

Main table with columns: Date, Team, Result, Attend., Rank, 1st Down, Rushing (Att., Yds., TD), Passing (Comp., Att., INT, Yds., TD), Total Off. (No., Yds.), Fumb. (#-Lost), Pen. (#-Yds.), Punts (#-Avg., Poss.), Time (3rd, 4th Down), Sacks (#-Yds.), PATs (#-Att., #-Att.), FGs (#-Att.), TV.

Legend — N-Night game; \*-SEC Conference game. Head Coach: Barry Odom. Assistant Coaches: Andy Hill (Assoc. HC/WRs); Cornell Ford (Asst. HC/RBs); DeMontie Cross (Def. Coord./DBs); Josh Heupel (Off. Coord./QB); Ryan Walters (Co-Def. Coord./Safeties); Greg Brown (DBs); Glen Elarbee (OL); Joe Jon Finley (TE); Jackie Shipp (DL); Mike McHugh (Dir. of FB Ops.); A.J. Olofinle (Dir. of Recruiting); Austyn Carta-Samuels (Rec. Coord.); Gas - Morris Berger (Admin.); Jon Cooper (Off.); Michael Egnew (Recr.); Brody Eldridge (Off.); Mike Lackey (Recr.); Cliff Odom (Def.); Neal Renna (Def.); Kenron Walker (Recr.); Maurice Woodley (Recr.); Analysts - Kendall Bradley (Off.); Sam Carter (Def.); Joey Halzle (Off.); Adam Hicks (Def.); Jonathan Rutledge (Spec.).

Summary statistics table with columns: SCORE/QUARTERS (1-4, TOTAL), MIZZOU, Opponents, TEAM STATISTICS (Points, First Downs, Rushing, Passing, Total Offense, Kick Returns, Punt Returns, INT Returns, Kick Return Average, Punt Return Average, Fumbles-Lost, Penalties-Yards, Punts-Yards, Time of Possession, 3rd-Down Conversions, 4th-Down Conversions, Sacks By-Yards, Touchdowns Scored, Field Goals-Attempts, Red-Zone Scores, Red-Zone Touchdowns, PAT-Attempts, Attendance), RUSHING (Player, GP, Att, Gain, Loss, Net, Avg, TD Long, Avg/G), RECEIVING (Player, G, No., Yds, Avg, TD, Long, Avg/G), PASSING (Player, G, Att, Yds, TD, Long, Avg/G), FIELD GOALS (Player, M-A, Pct, 01-19, 20-29, 30-39, 40-49, 50+, Lg, Blk), INTERCEPTIONS (Player, No., Yds, Avg, TD, Long), KICK RETURNS (Player, No., Yds, Avg, TD, Long), SCORING (Player, TD, FGs, PAT, 2Pt, Rcv, Pass, DXP, Saf, Points), DEFENSE LEADERS (Player, G, UT, AT, TT, TFL, Sack, FF, FR, PBU).

# 2016

## 2017 MIZZOU FOOTBALL

SCORE/QUARTERS	1	2	3	4	---	TOTAL
MIZZOU	0	3	0	8	---	11
West Virginia (10-3)	10	3	10	3	---	26
IST • WVU - Molina 19 FG (5:41) (11-60, 4:59)						
WVU - Shell 23 run (Molina PAT) (1:35) (9-88, 2:50)						
2ND • WVU - Molina 26 FG (9:32) (10-67, 3:25)						
MU - McCann 24 FG (7:02) (9-68, 2:30)						
3RD • WVU - Crawford 1 run (Molina PAT) (12:34) (8-70, 2:19)						
WVU - Molina 21 FG (3:07) (12-67, 4:41)						
4TH • WVU - Molina 33 FG (7:26) (9-60, 3:21)						
MU - Black 8 pass from Lock (Moore PAT pass from Lock) (1:49) (10-80, 2:01)						
MU Passing			MU Rushing		MU Receiving	
Lock 23-51-0, 280, 1 TD	Ross 18-67	Moore 8-104				
Zanders 1-2-0, 2	Zanders 7-47	Black 6-102, 1 TD				
	Witter 10-32	Culkin 2-27				
Opp. Passing	Opp. Rushing	Opp. Receiving				
Howard 23-35-1, 253	Crawford 21-101, 1 TD	Shorts 8-131				

SCORE/QUARTERS	1	2	3	4	---	TOTAL
Eastern Michigan (7-6)	0	7	14	0	---	21
MIZZOU	14	19	14	14	---	61
IST • MU - Hall 36 pass from Lock (Adams PAT) (13:29) (7-75, 1:31)						
MU - Johnson 54 punt return (Adams PAT) (0:00)						
2ND • EMU - Eriksen 1 run (Fricano PAT) (11:51) (10-75, 3:09)						
MU - Witter 1 run (Adams PAT failed) (4:25) (12-86, 2:40)						
MU - Johnson 87 pass from Lock (McCann PAT failed) (2:26) (1-87, 0:15)						
MU - Reese 19 pass from Lock (McCann PAT) (0:52) (3-82, 0:21)						
3RD • EMU - Bailey 5 pass from Porter (Fricano PAT) (10:33) (7-45, 3:03)						
MU - Wingo 52 pass from Lock (McCann PAT) (8:53) (6-78, 1:33)						
MU - Blanton 13 pass from Lock (McCann PAT) (6:04) (7-76, 1:36)						
EMU - Porter 4 run (Fricano PAT) (2:21) (9-75, 3:43)						
4TH • MU - Crockett 26 run (McCann PAT) (10:22) (14-86, 3:25)						
MU - Burkett 1 interception return (McCann PAT) (2:51)						
MU Passing			MU Rushing		MU Receiving	
Lock 24-37-0, 450, 5 TDs	Crockett 12-68, 1 TD	Johnson 5-115, 1 TD				
Zanders 3-3-0, 27	Witter 13-61, 1 TD	Mason 5-51				
	Strong 5-30	Blanton 4-31, 1 TD				
		Wingo 3-125, 1 TD				
Opp. Passing	Opp. Rushing	Opp. Receiving				
Porter 23-45-2, 287, 1 TD	Eriksen 23-90, 1 TD	Bailey 7-57, 1 TD				

SCORE/QUARTERS	1	2	3	4	---	TOTAL
Georgia (8-5)	7	14	0	7	---	28
MIZZOU	10	10	7	0	---	27
IST • MU - Reese 15 pass from Lock (McCann PAT) (12:53) (10-72, 2:07)						
MU - McCann 33 FG (8:20) (7-64, 1:41)						
UGA - McKenzie 6 run (Ham PAT) (3:15) (13-75, 5:05)						
2ND • UGA - Payne 2 pass from Eason (Ham PAT) (12:48) (11-61, 4:04)						
MU - McCann 46 FG (10:36) (7-27, 2:03)						
MU - Moore 79 pass from Lock (McCann PAT) (6:30) (1-79, 0:13)						
UGA - McKenzie 20 pass from Eason (Ham PAT) (1:48) (5-74, 1:43)						
3RD • MU - Moore 6 pass from Lock (McCann PAT) (13:54) (1-6, 0:05)						
4TH • UGA - McKenzie 20 pass from Eason (Ham PAT) (1:29) (10-80, 2:03)						
MU Passing			MU Rushing		MU Receiving	
Lock 23-38-3, 376, 3 TDs	Witter 25-76	Moore 8-196, 2 TDs				
	Crockett 8-23	Black 3-44				
	Lock 2-9	Reese 3-28, 1 TD				
Opp. Passing	Opp. Rushing	Opp. Receiving				
Eason 29-55-1, 308, 3 TDs	Chubb 19-63	McKenzie 10-122, 2 TDs				

SCORE/QUARTERS	1	2	3	4	---	TOTAL
Delaware State (0-11 FCS)	0	0	0	0	---	0
MIZZOU	30	28	14	7	---	79
IST • Witter 2 run (McCann PAT) (13:13) (9-94, 1:47)						
MU - Moore 4 pass from Lock (McCann PAT failed) (9:12) (6-99, 1:22)						
MU - McCann 31 FG (5:36) (9-49, 1:39)						
MU - Moore 6 pass from Lock (McCann PAT) (4:09) (1-6, 0:06)						
MU - Moore 9 pass from Lock (McCann PAT) (2:15) (1-9, 0:11)						
2ND • MU - Crockett 2 run (McCann PAT) (10:57) (4-48, 0:53)						
MU - Moore 1 pass from Lock (McCann PAT) (7:17) (9-65, 2:13)						
MU - Crockett 11 run (McCann PAT) (5:21) (5-54, 0:48)						
MU - Hall 35 pass from Lock (McCann PAT) (2:16) (5-59, 1:27)						
3RD • Zanders 11 run (McCann PAT) (5:47) (7-46, 1:49)						
MU - Laurent 2 pass from Zanders (McCann PAT) (3:15) (3-35, 0:31)						
4TH • MU - Zanders 14 run (McCann PAT) (8:16) (6-55, 9:10)						
MU Passing			MU Rushing		MU Receiving	
Lock 26-36-0, 402, 5 TDs	Crockett 12-115, 2 TDs	Mason 8-120				
Zanders 2-2-0, 17, 1 TD	Zanders 7-82, 2 TDs	Moore 8-114, 4 TDs				
Fatony 1-1-0, 11	Williams 9-51	Hall 7-122, 1 TD				
Opp. Passing	Opp. Rushing	Opp. Receiving				
Lain 7-15-1, 82	Waters 7-31	Scott 2-32				

SCORE/QUARTERS	1	2	3	4	---	TOTAL
MIZZOU	0	0	0	7	---	7
LSU (8-4)	7	14	7	14	---	42
IST • LSU - Guice 42 run (Delahoussaye PAT) (6:46) (9-84, 5:13)						
2ND • LSU - Guice 4 run (Delahoussaye PAT) (8:34) (13-89, 6:01)						
LSU - Guice 37 run (Delahoussaye PAT) (4:40) (5-93, 2:08)						
3RD • LSU - Williams 1 run (Delahoussaye PAT) (11:09) (8-75, 3:51)						
4TH • LSU - Williams 2 run (Delahoussaye PAT) (10:00) (10-86, 5:46)						
MU - Lock 21 pass from Laurent (McCann PAT) (6:11) (11-81, 3:44)						
LSU - Williams 9 run (Delahoussaye PAT) (4:32) (4-75, 1:39)						
MU Passing			MU Rushing		MU Receiving	
Lock 17-37-1, 167	Witter 11-48	Culkin 4-35				
Laurent 1-1-0, 21, 1 TD	Crockett 6-35	Johnson 3-42				
	Zanders 3-9	Black 3-24				
Opp. Passing	Opp. Rushing	Opp. Receiving				
Ertling 19-30-0, 216	Guice 17-163, 3 TDs	Dupre 4-37				

SCORE/QUARTERS	1	2	3	4	---	TOTAL
MIZZOU	0	0	7	7	---	14
Florida (9-4)	0	20	6	14	---	40
2ND • FLA - Pineiro 53 FG (11:56) (8-26, 4:19)						
FLA - 24 FG (5:45) (12-70, 5:15)						
FLA - Tabor 39 interception return (Pineiro PAT) (3:25)						
FLA - Wilson 78 interception return (Pineiro PAT) (1:14)						
3RD • MU - Augusta 1 run (McCann PAT) (12:32) (4-46, 1:03)						
FLA - Cleveland 20 pass from Del Rio (PAT pass failed) (3:47) (5-54, 2:35)						
4TH • FLA - Scarlett 33 run (Pineiro PAT) (11:43) (4-49, 1:24)						
MU - Witter 1 run (McCann PAT) (1:23) (13-99, 5:10)						
FLA - Callaway 44 outside kick return (Pineiro PAT) (1:17)						
MU Passing			MU Rushing		MU Receiving	
Lock 4-18-2, 39	Crockett 14-145	Mason 2-20				
Zanders 3-4-0, 59	Witter 15-82, 1 TD	Floyd 1-34				
	Zanders 8-31	Reese 1-24				
Opp. Passing	Opp. Rushing	Opp. Receiving				
Del Rio 18-38-3, 236, 1 TD	Perine 11-106	Powell 4-38				

SCORE/QUARTERS	1	2	3	4	---	TOTAL
Middle Tennessee State (8-5)	13	21	7	10	---	51
MIZZOU	14	14	7	10	---	45
IST • MTSU - Andrews 15 pass from Stockstill (Rooker PAT) (11:00) (5-84, 1:55)						
MTSU - Rooker 39 FG (7:57) (4-4, 1:34)						
MU - Crockett 4 run (McCann PAT) (5:28) (9-79, 2:24)						
MTSU - Rooker 28 FG (2:43) (10-64, 2:45)						
MU - Blanton 15 pass from Lock (McCann PAT) (0:54) (9-75, 1:49)						
2ND • MU - Crockett 4 run (McCann PAT) (12:47) (8-53, 2:13)						
MTSU - Mathers 71 run (Rooker PAT) (12:20) (2-75, 0:27)						
MTSU - James 56 pass from Stockstill (Rooker PAT) (6:59) (8-80, 3:13)						
MU - Crockett 2 run (McCann PAT) (4:02) (9-72, 2:51)						
MTSU - James 7 run (Rooker PAT) (1:32) (1-7, 0:08)						
3RD • MU - Crockett 21 run (McCann PAT) (13:27) (5-61, 1:03)						
MTSU - Mathers 4 pass from Stockstill (Rooker PAT) (11:17) (10-75, 2:10)						
4TH • MU - McCann 21 FG (14:14) (13-66, 4:15)						
MTSU - Andrews 5 pass from Stockstill (Rooker PAT) (10:31) (10-75, 3:43)						
MU - Wingo 17 pass from Lock (McCann PAT) (8:44) (10-75, 1:47)						
MTSU - Rooker 21 FG (6:17) (5-72, 2:27)						
MU Passing			MU Rushing		MU Receiving	
Lock 20-40-0, 281, 2 TDs	Crockett 29-156, 4 TDs	Mason 5-41				
	Witter 19-121	Hall 3-40				
	Lock 10-63	Culkin 3-34				
Opp. Passing	Opp. Rushing	Opp. Receiving				
Stockstill 23-41-0, 280, 4 TDs	Mathers 28-215, 1 TD	Mathers 8-48, 1 TD				

SCORE/QUARTERS	1	2	3	4	---	TOTAL
Kentucky (7-6)	7	14	7	7	---	35
MIZZOU	0	7	0	14	---	21
IST • UK - Williams 60 run (MacGinnis PAT) (8:41) (4-80, 1:07)						
2ND • UK - Badet 65 pass from Johnson (MacGinnis PAT) (12:53) (5-80, 2:00)						
UK - Snell 1 run (MacGinnis PAT) (8:40) (8-73, 3:07)						
MU - Mason 27 pass from Lock (2:22) (7-63, 1:54)						
3RD • UK - Williams 13 pass from Johnson (MacGinnis PAT) (5:17) (12-80, 6:21)						
4TH • UK - Snell 18 run (MacGinnis PAT) (14:54) (7-80, 3:41)						
MU - Augusta 1 run (McCann PAT) (10:03) (1-1, 0:02)						
MU - Mason 57 pass from Lock (McCann PAT) (4:13) (1-57, 0:09)						
MU Passing			MU Rushing		MU Receiving	
Lock 18-31-0, 220, 2 TDs	Crockett 13-55	Culkin 6-53				
Zanders 1-1-0, 9	Lock 6-34	Mason 4-101, 2 TDs				
	Zanders 6-28	Moore 3-12				
Opp. Passing	Opp. Rushing	Opp. Receiving				
Johnson 14-23-1, 208, 2 TDs	Snell 38-192, 2 TDs	Baker 4-48				

SCORE/QUARTERS	1	2	3	4	---	TOTAL
MIZZOU	0	14	7	0	---	21
South Carolina (6-7)	7	14	7	3	---	31
IST • SC - Samuel 6 run (Fry PAT) (7:25) (4-20, 1:30)						
2ND • MU - Crockett 29 run (Adams PAT) (12:55) (7-90, 1:56)						
SC - Dowdle 17 pass from Bentley (Fry PAT) (8:39) (11-75, 4:16)						
MU - Witter 25 run (Adams PAT) (6:01) (8-70, 2:38)						
SC - Crosby 6 pass from Bentley (Fry PAT) (2:59) (8-65, 3:02)						
3RD • MU - Blanton 9 pass from Lock (Adams PAT) (12:34) (8-72, 2:26)						
SC - Dowdle 20 run (Fry PAT) (3:24) (9-98, 3:39)						
4TH • SC - Fry 24 FG (7:35) (9-68, 4:29)						
MU Passing			MU Rushing		MU Receiving	
Lock 23-40-2, 302, 1 TD	Crockett 13-82, 1 TD	Mason 8-88				
	Witter 11-80, 1 TD	Moore 6-54				
	Zanders 1-6	Blanton 4-42, 1 TD				
Opp. Passing	Opp. Rushing	Opp. Receiving				
Bentley 22-28-0, 254, 2 TDs	Dowdle 27-149, 1 TD	Samuel 9-125				

SCORE/QUARTERS	1	2	3	4	---	TOTAL
Vanderbilt (6-7)	0	10	7	0	---	17
MIZZOU	6	13	0	7	---	26
IST • MU - Crockett 4 run (McCann PAT failed) (10:50) (6-35, 1:38)						
2ND • MU - Penton 19 interception return (McCann PAT) (1:48)						
MU - Moore 82 pass from Lock (McCann PAT failed) (9:50) (1-82, 0:12)						
VANDY - Blasingame 4 run (Openshaw PAT) (6:24) (7-75, 3:26)						
VANDY - Openshaw 24 FG (2:13) (8-59, 3:20)						
3RD • VANDY - Webb 1 run (Openshaw PAT) (9:39) (10-75, 5:16)						
4TH • MU - Moore 4 pass from Lock (Tesson PAT) (8:39) (13-85, 3:33)						
MU Passing			MU Rushing		MU Receiving	
Lock 22-37-0, 294, 2 TDs	Crockett 20-154, 1 TD	Moore 8-138, 2 TDs				
	Witter 8-24	Mason 5-21				
	Lock 4-14	Johnson 4-73				
Opp. Passing	Opp. Rushing	Opp. Receiving				
Shurmur 17-29-2, 252	Sims 7-86	Duncan 5-89				

SCORE/QUARTERS	1	2	3	4	---	TOTAL
MIZZOU	6	14	7	10	---	37
Tennessee (9-4)	7	14	14	28	---	63
IST • MU - Crockett 22 run (Tesson PAT failed) (9:07) (12-88, 3:50)						
UT - Jennings 49 pass from Dobbs (Medley PAT) (6:01) (7-98, 3:06)						
2ND • UT - Malone 57 pass from Dobbs (Medley PAT) (13:50) (3-74, 0:57)						
MU - Lock 2 run (McCann PAT) (8:00) (7-71, 1:47)						
UT - Kamara 4 run (Medley PAT) (5:00) (9-75, 3:00)						
MU - Witter 2 run (McCann PAT) (9:80, 2:36)						
3RD • UT - Jennings 5 pass from Dobbs (Medley PAT) (13:58) (3-9, 0:48)						
MU - Witter 1 run (McCann PAT) (8:51) (14-82, 5:01)						
UT - Dobbs 30 run (Medley PAT) (2:39) (6-58, 2:10)						
4TH • MU - McCann 28 FG (14:50) (10-63, 2:49)						
UT - Dobbs 70 run (Medley PAT) (13:20) (3-79, 1:25)						
UT - Kamara 2 run (Medley PAT) (9:25) (7-58, 2:26)						
MU - Mason 50 pass from Lock (McCann PAT) (7:57) (7-75, 1:28)						
UT - Kelly 27 run (Medley PAT) (5:52) (4-75, 2:01)						
UT - Kongo 59 interception return (Medley PAT) (4:31)						
MU Passing			MU Rushing		MU Receiving	
Lock 21-43-2, 320, 1 TD	Crockett 24-225, 1 TD	Moore 9-134				
	Witter 31-163, 2 TDs	Mason 3-66, 1 TD				
	Strong 8-39	Johnson 2-41				
Opp. Passing	Opp. Rushing	Opp. Receiving				
Dobbs 15-22-0, 223, 3 TDs	Dobbs 10-190, 2 TDs	Jennings 4-67, 2 TDs				

SCORE/QUARTERS	1	2	3	4	---	TOTAL
Arkansas (7-6)	14	10	0	0	---	24
MIZZOU	7	0	14	7	---	28
IST • ARK - Williams 1 run (McFain PAT) (14:05) (2-67, 0:55)						
MU - Moore 0 fumble recovery in end zone (McCann PAT) (9:44) (3-88, 0:57)						
ARK - Whaley 30 run (McFain PAT) (4:13) (11-76, 5:22)						
2ND • ARK - Cantrell 5 pass from Allen (McFain PAT) (8:05) (16-91, 9:00)						
ARK - McFain 33 FG (1:08) (12-45, 5:36)						
3RD • MU - Strong 2 run (McCann PAT) (11:53) (9-63, 2:57)						
MU - Johnson 67 pass from Lock (McCann PAT) (2:07) (6-96, 1:47)						
4TH • MU - Strong 1 run (McCann PAT) (12:48) (9-81, 3:40)						
MU Passing			MU Rushing		MU Receiving	
Lock 16-26-0, 268, 1 TD	Johnson 2-82	Moore 6-135				
	Strong 17-52, 2 TDs	Mason 5-62				
	Sherris 1-14	Johnson 2-70, 1 TD				
Opp. Passing	Opp. Rushing	Opp. Receiving				

Date	Team	Result	Attend.	Rank	Ist	Rushing	Passing	Total Off.	Fumb.	Pen.	Punts	Time	3rd	4th	Sacks	PATs	FGs	TV
					Down	Att. Yds. TD	Comp.-Att.-Int Yds. TD	No. Yds.	#-Lost	#-Yds.	#-Avg. Poss.		Down	Down	#-Yds.	#-Att.	#-Att.	
S 5	SE Missouri (FCS) Mizzou	W, 34-3	64,670	24	10	42 145 0	12-22-0 56 0	64 201	2-1	10-103	12-43.3	31:53	4-18	0-0	3-10	0-0	1-1	SEC
S 12	Mizzou at Arkansas State (N)	W, 27-20	29,143	21	19	34 140 0	16-37-3 148 3	71 288	2-0	9-75	6-49.8	28:00	5-15	0-0	2-7	3-3	2-2	ESPN3
S 19	UConn Mizzou	W, 9-6	70,079	20	16	34 85 1	20-31-1 156 0	61 233	3-1	8-85	7-27.4	30:18	2-13	1-3	1-2	0-1	0-1	ESPN
S 26	Mizzou *at Kentucky (N)	L, 21-13	58,008	25	24	33 111 0	18-35-0 227 1	68 338	1-0	3-30	6-40.7	28:58	6-14	0-0	2-11	1-1	2-2	SEC
O 3	*South Carolina at Mizzou	W, 24-10	66,751	18	17	34 112 0	17-30-3 186 1	64 298	0-0	4-35	4-35.5	28:04	5-13	2-0	2-16	1-1	1-1	SEC
O 10	*Florida at Mizzou (N)	L, 21-3	70,767	RV	23	44 129 2	20-33-0 208 0	77 337	0-0	4-30	9-43.9	37:53	7-18	0-1	3-27	3-3	0-1	SEC
O 17	Mizzou *at Georgia	L, 9-6	92,746	RV	19	45 120 0	23-32-1 178 0	77 298	0-0	3-30	5-36.0	38:55	9-19	0-1	4-16	0-0	3-4	SEC
O 24	Mizzou *at Vanderbilt	L, 10-3	31,128	RV	18	49 180 1	14-34-0 108 0	53 188	2-1	6-37	9-47.7	21:36	0-14	1-2	3-24	0-0	1-2	SEC
N 5	*Mississippi State at Mizzou (N)	L, 31-13	58,878	RV	16	45 215 1	11-26-2 107 0	71 322	1-0	6-38	7-39.7	30:22	5-16	0-2	3-22	1-1	2-2	ESPN
N 14	BYU (at KC) vs. Mizzou (N)	W, 20-16	42,824	RV	18	15 46 1	23-41-0 244 1	56 290	3-2	6-42	4-46.5	20:56	3-10	0-0	0-0	1-2	1-1	SEC
N 21	*Tennessee at Mizzou (N)	L, 19-8	59,575	RV	19	51 248 1	16-25-0 89 0	76 337	1-0	4-27	7-45.3	36:18	8-20	0-0	2-7	1-1	4-5	ESPN2
N 27	Mizzou *at Arkansas	L, 28-3	72,496	RV	19	52 208 4	11-17-1 102 0	69 310	2-0	1-5	6-42.7	40:15	6-14	1-1	3-9	4-4	0-0	CBS

Legend — N-Night game; \*SEC Conference game. Head Coach: Gary Pinkel. Assistant Coaches: Andy Hill (Assoc. HC/QBs); Josh Henson (Off. Coord./Asst. OL); Barry Odum (Def. Coord./LBs); Cornell Ford (DB); Brian Jones (RB); Craig Kuligowski (DL); A.J. Ricker (OL); Ryan Walters (S); Pat Washington (WR); Austin Aleweil (ST Analyst); Kendall Bradley (Off. Analyst); Cooper Bassett (Off. GA); Adam Hicks (Def. Analyst); Ghaali Muhammad (Off. GA); Cody Oates (Off. Analyst); Phil Pitts (Def. Analyst); Neal Renna (Def. GA); DeAndre Thompson (Def. GA).

SCORE/QUARTERS	1	2	3	4	TOTAL	PASSING	G	Effic	Comp-Att-Int	Pct	Yds	TD	Lng	Avg/G
MIZZOU	45	42	41	35	163	Lock, Drew	12	90.53	129-263-8	49.1%	1332	4	78	111.0
Opponents	43	78	51	22	194	Mauk, Maty	5	112.49	57-110-4	51.8%	654	6	51	130.8

TEAM STATISTICS	MU	OPP
Points Per Game	13.6	16.2
FIRST DOWNS	181	213
Rushing - Passing	76 - 85	99 - 98
Penalty	20	16
RUSHING ATTEMPTS - YARDAGE	397 - 1385	484 - 1593
Average Per Rush	3.5	3.3
Average Per Game	115.4	132.8
Tds Rushing	5	11
PASSING YARDAGE	1986	2031
Comp-Att-Int	186-373-12	219-354-9
Average Per Pass	5.3	5.7
Average Per Catch	10.7	9.3
Average Per Game	165.5	169.3
Tds Passing	10	10
TOTAL OFFENSE	3371	3624
Average Per Play	4.4	4.3
Average Per Game	280.9	302.0
KICK RETURNS: #-YARDS	38-573	24-636
PUNT RETURNS: #-YARDS	27-158	24-178
INT RETURNS: #-YARDS	9-156	12-152
KICK RETURN AVERAGE	15.1	26.5
PUNT RETURN AVERAGE	5.9	7.4
FUMBLES-LOST	17.3	12.7
PENALTIES-YARDS	63-517	62-605
Average Per Game	43.1	50.4
PUNTS-YARDS	81-3477	79-3208
Average Per Punt	42.9	40.6
Net punt average	40.7	38.4
TIME OF POSSESSION/GAME	27:02	32:58
3RD-DOWN CONVERSIONS	54-178	75-191
3rd-Down Pct	30%	39%
4TH-DOWN CONVERSIONS	7-17	5-11
4th-Down Pct	41%	45%
SACKS BY-YARDS	28-168	30-176
TOUCHDOWNS SCORED	16	22
FIELD GOALS-ATTEMPTS	16-20	14-22
RED-ZONE SCORES	24-31 (77%)	14-22 (82%)
RED-ZONE TOUCHDOWNS	10-31 (32%)	18-38 (47%)
PAT-ATTEMPTS	15-15 (100%)	20-22 (91%)
ATTENDANCE	390,720	283,521
Games/Avg Per Game	6/65,120	5/56,704
Neutral Site Games	1/42,824	

RUSHING	GP	Att	Gain	Loss	Net	Avg	TD	Long	Avg/G
Witter, Ish	12	126	552	34	518	4.1	1	27	43.2
Hansbrough, Rus	11	111	465	29	436	3.9	1	26	39.6
Hunt, Tyler	12	42	195	10	185	4.4	1	72	15.4
Lock, Drew	12	52	188	160	28	0.5	1	33	2.3
Mauk, Maty	5	36	179	34	145	4.0	1	24	29.0
Abbingtton, Chase	10	6	40	1	39	6.5	0	12	3.9
Fatony, Corey	12	1	26	0	26	26.0	0	26	2.12
Steward, Morgan	3	10	21	3	18	1.8	0	6	6.0
Wingo, Ray	9	2	4	0	4	2.0	0	3	0.4
Total.....	12	397	1670	285	1385	3.5	5	72	115.4
Opponents.....	12	484	1942	349	1593	3.3	11	46	132.8

RECEIVING	G	No.	Yds	Avg	TD	Long	Avg/G
Moore, J'Mon	12	29	350	12.1	3	32	29.2
Brown, Nate	12	27	326	12.1	4	33	27.2
Leftwich, Wesley	11	22	285	13.0	1	44	25.9
Hansbrough, Russell	11	17	59	3.5	0	24	5.4
Culkin, Sean	10	16	139	8.7	1	21	13.9
Witter, Ish	12	15	143	9.5	0	49	11.9
Reese, Jason	12	15	126	8.4	0	21	10.5
Dilosa, Keyon	11	11	86	7.8	0	21	7.8
Hilton, Cam	12	9	129	14.3	0	29	10.8
Hall, Emanuel	11	8	64	8.0	0	14	5.8
Hunt, Tyler	12	6	203	33.8	1	78	16.9
Wingo, R.	9	4	24	6.0	0	13	2.7
Blair, D.	5	2	25	12.5	0	21	5.0
Echard, Clayton	10	2	14	7.0	0	8	1.4
1 REC Each (Yards) — Abbingtton, Chase (5); Laurent, Eric (4); Richard, Thomas (4).							
Total.....	12	186	1986	10.7	10	78	165.5
Opponents.....	12	219	2031	9.3	10	63	169.2

PUNT RETURNS	No.	Yds	Avg	TD	Long
Penton, Aarion	15	116	7.7	1	41
Hilton, Cam	6	21	3.5	0	10
Brothers, Kentrell	2	14	7.0	0	0
Simon, Ian	2	4	2.0	0	4
1 PR Each (Yards) — Green, Clarence (8); Ross, Tavon (—).					
Total.....	27	158	5.9	1	41
Opponents.....	24	178	7.4	0	19

PUNTING	No.	Yds	Avg	Long	TB	FC	120	Blkd
Fatony, Corey	81	3477	42.9	61	3	28	23	0
Total.....	81	3477	42.9	61	3	28	23	0
Opponents.....	79	3208	40.6	78	5	20	34	3

FIELD GOALS	M-A	Pct	01-19	20-29	30-39	40-49	50+	Lg	Blk
Baggett, Andrew	16-20	80.0	0-0	7-7	1-3	0-1	0-1	41	0
OPPONENTS	14-22	60.0	0-0	5-6	6-9	3-7	0-0	44	1

INTERCEPTIONS	No.	Yds	Avg	TD	Long
Simon, Ian	2	39	19.5	0	39
Brothers, Kentrell	2	9	4.5	0	9
1 INTs Each (Return Yards) — Sherrils, Anthony (50); Gibson, John (35); Walter Brady (22); Kenya Dennis (1); Penton, Aarion (0).					
Total.....	9	156	17.3	0	50
Opponents.....	12	152	12.7	1	45

KICK RETURNS	No.	Yds	Avg	TD	Long
Gibson, John	13	192	14.8	0	25
Stribling, Finis	10	164	16.4	0	27
Sherrils, Anthony	8	142	17.8	0	21
Reese, Jason	3	28	9.3	0	11
1 KOR Each (Return Yards) — Brown, Nate (16); Hilton, Cam (13); Penton, Aarion (12); Hunt, Tyler (6).					
Total.....	38	573	15.1	0	27
Opponents.....	24	636	26.5	0	69

SCORING	TD	FGs	PAT	2Pt.	Rcv	Pass	Dxp	Saf	Points
Baggett, Andrew	016-20	15-15	0-0	0-0	0-0	0-0	0-0	0	63
Brown, Nate	4-0-0	0-0-0	0-0-0	0-0-0	0-0	0-0	0-0	0	24
Moore, J'Mon	3-0-0	0-0-0	0-0-0	0-0-0	0-0	0-0	0-0	0	18
Hunt, Tyler	2-0-0	0-0-0	0-0-0	0-0-0	0-0	0-0	0-0	0	12
1 TD Each (Type) — Culkin, Sean (rec.); Hansbrough, Russell (rush); Leftwich, Wesley (rec.); Lock, Drew (rush); Mauk, Maty (rush); Penton, Aarion (punt ret.); Witter, Ish (rush).									
1 Safety (Type) — Green, Clarence (Bl. Punt out of EZ)									
Total.....	1616-20	14-14	0-0	0	1-1	0	0	1	163
Opponents.....	2214-22	20-22	0-0	0	0-0	0	0	0	194

DEFENSE LEADERS	G	UT	AT	TT	TFL	Sack	FF	FR	PBU
Brothers, Kentrell	12	73	79	152	12.0	2.5	1	1	3
Scherer, Michael	12	47	46	93	9.0	0.0	0	1	3
Sherrils, Anthony	12	41	23	64	4.0	0.0	1	1	6
Newsom, Donavin	12	41	22	63	9.0	2.5	2	0	2
Penton, Aarion	12	41	18	59	4.5	0.0	1	0	8
Harris, Charles	12	32	24	56	18.5	7.0	2	0	1
Simon, Ian	12	31	15	46	0.0	0.0	0	1	4
Brady, Walter	12	21	19	40	12.5	7.0	1	1	2
Dennis, Kenya	12	31	4	35	2.5	1.0	0	0	7
Beckner, Terry Jr.	10	13	14	27	8.0	3.0	0	1	1



# 2015

## 2017 MIZZOU FOOTBALL

SCORE/QUARTERS	1	2	3	4	---	TOTAL	SCORE/QUARTERS	1	2	3	4	---	TOTAL	Opp. Passing	Opp. Rushing	Opp. Receiving	
South Missouri (4-7 FCS)	0	3	0	0	---	3	South Carolina (3-9)	3	7	0	0	---	10	Prescott 27-40-0, 303, 4 TDs	Prescott 14-47	Ross 11-115, 1 TD	
MIZZOU	14	3	10	7	---	34	MIZZOU	7	10	7	0	---	24				
<b>IST • MU - Moore 27 pass from Mauk (Baggett PAT) (11:28) (5-64, 1:15)</b> <b>MU - Brown 23 pass from Mauk (Baggett PAT) (4:49) (5-54, 1:59)</b>							<b>IST • MU - Brown 8 pass from Lock (Baggett PAT) (7:19) (11-51, 4:09)</b> <b>SC - Fry 34 FG (2:11) (5-32, 1:25)</b>										
<b>2ND • MU - Baggett 39 FG (9:54) (8-48, 3:15)</b> <b>SEMO - McCrum 35 FG (2:19) (16-76, 6:20)</b>							<b>2ND • MU - Baggett 21 FG (13:42) (11-72, 3:29)</b> <b>SC - Carson 8 pass from Nunez (Fry PAT) (9:20) (14-75, 4:22)</b> <b>MU - Brown 9 pass from Lock (Baggett PAT) (4:48) (11-65, 4:32)</b>										
<b>3RD • MU - Baggett 23 FG (10:55) (10-76, 3:58)</b> <b>MU - Penton 41 blocked punt return (Baggett PAT) (0:22)</b>							<b>3RD • MU - Witter 1 run (Baggett PAT) (3:36) (7-31, 2:41)</b> <b>MU Passing</b>										
<b>4TH • MU - Hunt 78 pass from Lock (Baggett PAT) (5:13) (5-92, 1:51)</b> <b>MU Passing</b>							<b>MU Rushing</b>										
<b>Mauk 12-22-1, 181, 2 TDs</b>							<b>Witter 17-98, 1 TD</b>										
<b>Lock 6-10-0, 138, 1 TD</b>							<b>Hansbrough 11-43</b>										
<b>Opp. Passing</b>							<b>Opp. Rushing</b>										
<b>Bender 12-22-0, 56</b>							<b>Hunt 3-17</b>										
<b>Bender 14-69</b>							<b>Brown 6-33, 2 TDs</b>										
<b>McRoberts 4-40</b>							<b>Hansbrough 3-9</b>										
<b>Cooper 9-102</b>																	
<b>Opp. Receiving</b>																	
SCORE/QUARTERS	1	2	3	4	---	TOTAL	SCORE/QUARTERS	1	2	3	4	---	TOTAL				
MIZZOU	3	7	14	3	---	27	Florida (10-4)	14	0	7	0	---	21				
Arkansas State (9-4)	0	17	0	3	---	20	MIZZOU	3	0	0	0	---	3				
<b>IST • MU - Baggett 30 FG (8:00) (12-60, 4:14)</b> <b>2ND • ASU - Houston, T. 7 pass from Knighten (White PAT) (12:18) (3-7, 1:20)</b> <b>ASU - Houston, J.D. 20 FG (7:53) (11-38, 4:10)</b> <b>MU - Brown 11 pass from Mauk (Baggett PAT) (4:08) (1-11, 0:07)</b> <b>ASU - Houston, T. 5 pass from Knighten (White PAT) (0:08) (12-63, 3:51)</b> <b>3RD • MU - Leftwich 32 pass from Mauk (Baggett PAT) (5:25) (6-62, 2:20)</b> <b>MU - Cullkin 21 pass from Mauk (Baggett PAT) (0:44) (6-65, 2:28)</b> <b>4TH • ASU - White 40 FG (11:30) (4-5, 1:13)</b> <b>MU - Baggett 41 FG (7:10) (8-16, 2:14)</b> <b>MU Passing</b>							<b>IST • FLA - Taylor 1 run (Powell PAT) (9:31) (12-75, 5:29)</b> <b>MU - Baggett 21 FG (7:33) (7-62, 1:58)</b> <b>FLA - Taylor 1 run (Powell PAT) (1:09) (8-82, 3:57)</b> <b>3RD • FLA - Tabor 40 interception return (Powell PAT) (6:25)</b> <b>MU Passing</b>										
<b>Mauk 16-36-2, 148, 3 TDs</b>							<b>Lock 16-39-2, 151</b>										
<b>Lock 0-1-1</b>							<b>Hansbrough 9-74</b>										
<b>Opp. Passing</b>							<b>Witter 11-39</b>										
<b>Knighten 11-23-1, 97, 2 TDs</b>							<b>Abbingtion 1-12</b>										
<b>Gordon 17-67</b>							<b>Moore 1-32</b>										
<b>McKissic 8-82</b>							<b>Opp. Rushing</b>										
<b>Grier 20-33-0, 208</b>							<b>Taylor 28-99, 2 TDs</b>										
<b>Robinson 6-79</b>																	
SCORE/QUARTERS	1	2	3	4	---	TOTAL	SCORE/QUARTERS	1	2	3	4	---	TOTAL				
MIZZOU	3	3	0	0	---	6	Georgia (10-3)	0	3	3	3	---	9				
Georgia (10-3)	0	3	3	3	---	9	IST • MU - Baggett 20 FG (12:40) (4-11, 1:57)										
<b>IST • MU - Baggett 20 FG (12:40) (4-11, 1:57)</b> <b>2ND • UGA - Morgan 29 FG (8:53) (16-68, 7:38)</b> <b>MU - Baggett 24 FG (0:07) (12-84, 5:11)</b> <b>3RD • UGA - Morgan 24 FG (0:33) (10-36, 4:11)</b> <b>4TH • UGA - Morgan 34 FG (1:44) (7-33, 2:43)</b> <b>MU Passing</b>							<b>IST • UGA - Morgan 29 FG (8:53) (16-68, 7:38)</b> <b>MU - Baggett 24 FG (0:07) (12-84, 5:11)</b> <b>3RD • UGA - Morgan 24 FG (0:33) (10-36, 4:11)</b> <b>4TH • UGA - Morgan 34 FG (1:44) (7-33, 2:43)</b> <b>MU Passing</b>										
<b>Lock 11-26-0, 143</b>							<b>Hansbrough 11-24</b>										
<b>Opp. Passing</b>							<b>Witter 6-15</b>										
<b>Lambert 23-32-1, 178</b>							<b>Lock 4-(-16)</b>										
<b>Michel 26-87</b>							<b>Hansbrough 2-23</b>										
<b>Mitchell 7-49</b>																	
SCORE/QUARTERS	1	2	3	4	---	TOTAL	SCORE/QUARTERS	1	2	3	4	---	TOTAL				
MIZZOU	0	3	0	0	---	3	MIZZOU	0	3	0	0	---	3				
Vanderbilt (4-8)	0	7	0	3	---	10	IST • VANDY - Webb 1 run (Openshaw PAT) (11:27) (11-72, 4:44)										
<b>IST • VANDY - Webb 1 run (Openshaw PAT) (11:27) (11-72, 4:44)</b> <b>MU - Baggett 35 FG (0:49) (4-3, 1:17)</b> <b>4TH • VANDY - Openshaw 40 FG (9:12) (14-49, 6:14)</b> <b>MU Passing</b>							<b>2ND • MU - Baggett 35 FG (0:49) (4-3, 1:17)</b> <b>4TH • VANDY - Openshaw 40 FG (9:12) (14-49, 6:14)</b> <b>MU Passing</b>										
<b>Lock 14-34-0, 108</b>							<b>Lock 8-39</b>										
<b>Opp. Passing</b>							<b>Fatony 1-26</b>										
<b>Shurmur 10-20-0, 89</b>							<b>Hansbrough 8-12</b>										
<b>Webb 26-99, 1 TD</b>							<b>Leftwich 3-38</b>										
<b>Sherfield 5-35</b>																	
SCORE/QUARTERS	1	2	3	4	---	TOTAL	SCORE/QUARTERS	1	2	3	4	---	TOTAL				
MIZZOU	7	0	3	3	---	13	Mississippi State (9-4)	7	7	17	0	---	31				
Kentucky (5-7)	0	7	7	7	---	21	MIZZOU	3	10	0	0	---	13				
<b>IST • MU - Moore 17 pass from Mauk (Baggett PAT) (3:49) (13-80, 6:06)</b> <b>2ND • UK - Towles 14 run (MacGinnis PAT) (14:51) (9-71, 3:51)</b> <b>3RD • MU - Baggett 39 FG (6:04) (7-36, 2:37)</b> <b>UK - Conrad 24 pass from Towles (MacGinnis PAT) (1:58) (9-75, 4:06)</b> <b>4TH • UK - Baker 5 pass from Towles (MacGinnis PAT) (6:20) (9-93, 4:23)</b> <b>MU - Baggett 24 FG (3:00) (12-68, 3:15)</b> <b>MU Passing</b>							<b>IST • MSU - Ross 36 pass from Prescott (Graves PAT) (13:03) (4-62, 0:42)</b> <b>MU - Baggett 31 FG (2:00) (7-34, 2:44)</b> <b>2ND • MU - Baggett 35 FG (7:05) (4-7, 1:50)</b> <b>MSU - Wilson 28 pass from Prescott (Graves PAT) (6:03) (3-29, 0:49)</b> <b>MU - Hansbrough 14 run (Baggett PAT) (1:50) (10-77, 4:08)</b> <b>3RD • MSU - Wilson 5 pass from Prescott (Graves PAT) (12:20) (6-77, 2:32)</b> <b>MSU - Graves 36 FG (10:01) (6-18, 1:59)</b> <b>MSU - Brown 8 pass from Prescott (3:26) (9-81, 3:33)</b> <b>MU Passing</b>										
<b>Mauk 15-30-0, 180, 1 TD</b>							<b>Hunt 6-33</b>										
<b>Lock 3-5-0, 47</b>							<b>Hunt 7-24</b>										
<b>Opp. Passing</b>							<b>Lock 7-17</b>										
<b>Towles 22-27-0, 249, 2 TDs</b>							<b>Moore 2-27</b>										
<b>Kemp 13-66</b>							<b>Hilton 1-8</b>										
<b>Johnson 6-119</b>							<b>Opp. Receiving</b>										
<b>Allen 11-17-1, 102</b>							<b>Collins 30-130, 3 TDs</b>										
<b>Reed 4-37</b>																	



Date	Team	Result	Att.	Rank	1st Down	Rushing Att.	Rushing Yds.	Rushing TD	Passing Comp.	Passing Att.	Passing INT	Yds.	TD	Total Off. No.	Total Off. Yds.	Fumb. #-Lost	Pen. #-Yds.	Punts #-Avg.	Time Poss.	3rd Down	4th Down	Sacks #-Yds.	PATs #-Att.	FGs #-Att.	TV
A 33	South Dakota State (FCS)	W, 38-18	60,589	24	15	32	119	2	23	32	2	246	0	64	365	2-1	5-25	6-35.7	35:24	5-15	0-0	0-0	1-1	1-1	ESPN
S 6	Mizzou	W, 45-24	24,196	24	25	47	177	2	21	33	2	325	5	80	502	0-0	2-25	6-41.2	33:45	9-17	0-0	3-31	7-7	0-0	ESPN
S 13	UCF	W, 38-10	60,348	20	19	35	178	0	14	24	1	144	4	59	322	1-0	4-47	2-37.5	25:03	10-14	0-1	6-39	5-5	1-2	SECN
S 20	Indiana	L, 31-27	66,455	18	28	35	172	1	29	48	1	331	2	83	503	0-0	10-75	7-42.6	33:21	5-16	2-2	2-13	3-3	2-2	SECN
S 27	Mizzou	W, 21-20	83,493	13	18	42	119	1	21	37	0	219	1	79	338	0-0	8-71	9-43.6	35:55	8-21	0-2	2-26	2-2	2-2	ESPN
O 11	*Georgia	L, 34-0	71,168	23	10	22	50	0	9	21	0	97	0	43	147	1-1	4-30	6-44.0	17:37	0-7	0-0	2-19	0-0	0-0	CBS
O 18	Mizzou	W, 42-13	89,117	17	7	31	99	1	6	18	1	20	0	49	119	0-0	11-74	6-46.3	26:01	5-14	0-0	6-34	4-4	2-2	ESPN2
O 25	*Vanderbilt	W, 24-14	65,264	RV	20	46	244	1	11	23	0	141	2	69	385	1-0	14-100	4-40.5	31:09	9-16	1-1	2-9	3-3	1-2	SECN
N 1	*Kentucky	W, 20-10	62,004	RV	21	45	156	0	18	33	1	164	2	78	320	1-0	5-50	8-34.4	34:15	10-20	0-0	3-24	2-2	2-2	SECN
N 15	Mizzou	W, 34-27	104,756	RV	32	49	335	3	23	40	1	252	1	89	587	0-0	12-81	2-35.0	37:30	13-21	1-2	3-14	4-4	2-3	SECN
N 22	Mizzou	W, 29-21	95,821	19	19	45	180	2	12	25	0	230	2	70	410	1-0	12-82	6-40.5	32:30	8-17	0-0	6-31	2-4	1-2	ESPN
N 28	*Arkansas	W, 21-14	71,168	RV	17	26	41	158	1	25	2	265	1	86	423	2-1	7-75	3-38.0	32:43	9-19	2-2	0-0	1-1	2-3	CBS
D 6	*Alabama	L, 42-13	73,526	14	10	23	41	0	16	34	0	272	1	57	313	2-1	6-60	7-43.4	23:17	6-16	1-1	2-12	1-1	2-2	CBS
J 1	*Minnesota	W, 33-17	48,624	25	19	45	337	2	12	19	2	97	2	64	434	0-0	2-15	4-40.5	30:05	4-13	1-2	2-12	3-3	2-2	ABC

Legend — N-Night game; \*SEC Conference game; &SEC Championship Game (Atlanta, Ga.); %-Buffalo Wild Wings Citrus Bowl (Orlando, Fla.). Head Coach: Gary Pinkel. Assistant Coaches: Josh Henson (OC/Asst. OL); Dave Steckel (DC/LB); Cornell Ford (DB); Andy Hill (Asst. HC/QB); Brian Jones (RB); Craig Kuligowski (DL); Alex Grinch (S); A.J. Ricker (OL); Pat Washington (Receivers); Austin Alewell (ST Analyst); Kendall Bradley (Off. Analyst); Justin Kramer (Def. Analyst); Off. GA - Mack Brown/John Egorogwu; Def. GA - Peter Badovinac/Josh McCaskey; Off. QC/GA - Cooper Bassett; Def. QC/GA - Brian Duker.

SCORE/QUARTERS	1	2	3	4	OT	TOTAL	PASSING	G	Effic	Comp-Att-Int	Pct	Yds	TD	Lng	Avg/G
MIZZOU	83	86	110	110	0	389	Mauk, Maty	14	120.76	221-414-13	53.4	2,648	25	73	189.1
Opponents	60	92	63	80	0	295	Printz, Eddie	3	0.00	0-1-0	0.0	0	0	0	0.0

TEAM STATISTICS		MU	OPP
SCORING		389	295
Points Per Game		27.8	21.1
Points Off Turnovers		142	82
FIRST DOWNS		270	275
Rushing-Passing-Penalty		129-122-19	113-137-25
RUSHING YARDAGE		2490	1872
Rushing Attempts		539	531
Average Per Rush		4.6	3.5
Average Per Game		177.9	133.7
TDs Rushing		17	18
PASSING YARDAGE		2648	2978
Comp-Att-Int		221-415-13	288-474-12
Average Per Pass		6.4	6.3
Average Per Catch		12.0	10.3
Average Per Game		189.1	212.7
TDs Passing		25	18
TOTAL OFFENSE		5138	4850
Total Plays		954	1005
Average Per Play		5.4	4.8
Average Per Game		267.0	346.4
KICK RETURN AVERAGE		24.7	24.9
PUNT RETURN AVERAGE		10.4	8.0
FUMBLES-LOST		10-3	32-13
PENALTIES-Yards		102-815	83-666
Average Per Game		58.2	47.6
PUNTS-Yards		75-3084	83-3437
Average Per Punt / Net Avg.		41.1 / 38.5	41.4 / 36.3
TIME OF POSSESSION/Game		29:00	31:00
3RD-DOWN Conversions		93/217	81/219
3rd-Down Pct		43%	37%
4TH-DOWN Conversions		13/16	12/23
4th-Down Pct		81%	52%
SACKS BY-Yards		44-294	23-177
TOUCHDOWNS SCORED		48	36
FIELD GOALS-ATTEMPTS		18-25	14-18
ON-SIDE KICKS		1-1	1-2
RED-ZONE SCORES		(42-45) 93%	(33-38) 87%
RED-ZONE TOUCHDOWNS		(28-45) 62%	(24-38) 63%
PAT-ATTEMPTS		(43-45) 96%	(33-34) 97%
ATTENDANCE		456,996	397,383
Games/Avg Per Game		7/65,286	5/79,477
Neutral Site Games			2/61,075

RUSHING	GP	Att	Gain	Loss	Net	Avg	TD	Long	Avg/G
Hansbrough, Russell	14	205	1144	60	1084	5.3	10	78	77.4
Murphy, Marcus	14	177	973	49	924	5.2	4	69	66.0
Mauk, Maty	14	108	569	196	373	3.5	2	36	26.6
Witter, Ish	12	27	111	10	101	3.7	1	16	8.4
Harold Brantley	14	2	29	0	29	14.5	0	19	2.1
Hunt, Tyler	13	2	9	0	9	4.5	0	5	0.7
Webb, Braylon	14	1	0	0	0	0.0	0	0	0.0
TEAM	10	17	0	30	-30	-1.8	0	0	-3.0
Total.....	14	539	2835	345	2490	4.6	17	78	177.9
Opponents.....	14	531	2338	466	1872	3.5	18	75	133.7

INTERCEPTIONS	No.	Yds	Avg	TD	Long
Webb, Braylon	4	89	22.2	0	37
Penton, Aarion	3	38	12.7	0	38
Ruise, Darwin	1	46	46.0	1	46
Dennis, Kenya	1	5	5.0	0	5
Simon, Ian	1	0	0.0	0	0
Duron Singleton	1	19	19.0	0	19
Augusta, Josh	1	0	0.0	0	0
Total.....	12	197	16.4	1	46
Opponents.....	13	116	8.9	0	36

KICK RETURNS	No.	Yds	Avg	TD	Long
Murphy, Marcus	17	504	29.6	2	100
Hunt, Tyler	4	78	19.5	0	26
Hunt, Jimmie	2	15	7.5	0	8
Total.....	26	641	24.7	2	100
Opponents.....	34	845	24.9	0	70

SCORING	TD	FGs	PAT	2Pt.	Rcv	Pass	DXP	Saf	Points
Baggett, Andrew	018-25	43-45	0-0	0-0	0	0-0	0	0	97
Sasser, Bud	12	0-0	0-0	0-0	1	1-1	0	0	74
Russell Hansbrough	10	0-0	0-0	0-0	0	0-0	0	0	60
Murphy, Marcus	8	0-0	0-0	0-0	0	0-0	0	0	48
Hunt, Jimmie	7	0-0	0-0	0-0	0	0-0	0	0	42
White, Darius	4	0-0	0-0	0-0	1	0-0	0	0	26
Mauk, Maty	2	0-0	0-0	0-0	0	1-2	0	0	12
Witter, Ish	1	0-0	0-0	0-0	0	0-0	0	0	6
Culkin, Sean	1	0-0	0-0	0-0	0	0-0	0	0	6
Ruise, Darwin	1	0-0	0-0	0-0	0	0-0	0	0	6
Golden, Markus	1	0-0	0-0	0-0	0	0-0	0	0	6
Duron Singleton	1	0-0	0-0	0-0	0	0-0	0	0	6
Total.....	48	18-25	43-45	0-0	2	2-3	0	0	389
Opponents.....	36	14-18	33-34	1-1	1	1-1	0	0	295

DEFENSE LEADERS	G	UT	AT	TT	TFL	Sack	FF	FR	PBU
Brothers, Kentrell	14	62	60	122	5.0-17	1.0-5	3	0	4
Scherer, Michael	14	51	63	114	3.5-5	0.5-1	1	2	1
Golden, Markus	13	35	43	78	20.0-95	10.0-66	3	3	2
Webb, Braylon	14	36	34	70	2.5-3	-	-	2	3
Ray, Shane	14	47	18	65	22.5-122	14.5-94	3	-	1
Dennis, Kenya	14	48	13	61	4.5-10	0.5-3	1	-	9
Brantley, Harold	14	22	32	54	7.0-51	5.0-48	0	1	3
Simon, Ian	14	34	20	54	1.0-0	0.5-0	1	0	3
Singleton, Duron	14	27	25	52	2.5-5	1.0-4	-	1	-
Vincent, Lucas	14	15	28	43	8.0-31	3.5-23	-	1	-

# 2017 MIZZOU FOOTBALL

# 2014

SCORE/QUARTERS	1	2	3	4	—	TOTAL
South Dakota State (9-5 FCS)	7	3	8	0	—	18
MIZZOU	21	0	7	10	—	38
<b>IST • MU - White 44 pass from Mauk (Baggett PAT) (14:10) (3-65, 0:50)</b> <b>SDSU - Zenner 75 run (Syrvatka PAT) (13:57) (1-75, 0:13)</b> <b>MU - White 39 pass from Mauk (Baggett PAT) (7:38) (6-69, 2:03)</b> <b>MU - Hunsbrough 10 run (Baggett PAT) (6:31) (1-10, 0:12)</b> <b>2ND • SDSU - Syrvatka 39 FG (3:58) (11-41, 6:55)</b> <b>3RD • SDSU - Zenner 3 run (Schneider PAT pass from Lujan) (10:28) (10-75, 4:32)</b> <b>MU - Murphy 100 kickoff return (Baggett PAT) (10:12)</b> <b>4TH • Sasser 29 pass from Mauk (Baggett PAT) (10:18) (3-32, 1:28)</b> <b>MU - Baggett 44 FG (1:13) (9-60, 4:43)</b>						
<b>MU Passing</b>	<b>MU Rushing</b>			<b>MU Receiving</b>		
Mauk 13-21-0, 178, 3 TDs	Hansbrough 20-126, TD			J. Hunt 3-31		
	Murphy 9-54			Murphy 3-20		
	Mauk 5-17			White 2-83, 2 TDs		
<b>Opp. Passing</b>	<b>Opp. Rushing</b>			<b>Opp. Receiving</b>		
Lujan 21-28-1, 239	Zenner 17-103, 2 TDs			Zenner 7-41		

SCORE/QUARTERS	1	2	3	4	—	TOTAL
MIZZOU	14	14	14	7	—	49
Toledo (9-4)	7	0	14	3	—	24
<b>IST • MU - Hunsbrough 16 run (Baggett PAT) (10:18) (4-45, 0:56)</b> <b>UT - Hunt 38 run (Detmer PAT) (4:05) (5-57, 1:31)</b> <b>MU - White 7 pass from Mauk (Baggett PAT) (2:47) (5-75, 1:18)</b> <b>2ND • MU - Mauk 1 run (Baggett PAT) (12:43) (2-25, 0:44)</b> <b>MU - Hunt 13 pass from Mauk (Baggett PAT) (6:12) (2-39, 0:17)</b> <b>3RD • MU - Murphy 13 pass from Mauk (Baggett PAT) (8:53) (13-85, 5:09)</b> <b>UT - Hunt 1 run (Detmer PAT) (7:38) (6-70, 1:08)</b> <b>UT - Hunt 1 run (Detmer PAT) (5:18) (4-43, 1:01)</b> <b>MU - Sasser 25 pass from Mauk (Baggett PAT) (4:21) (4-75, 0:57)</b> <b>4TH • MU - Hunt 12 pass from Mauk (Baggett PAT) (7:35) (10-65, 5:43)</b> <b>UT - Detmer 40 FG (1:17) (10-51, 3:41)</b>						
<b>MU Passing</b>	<b>MU Rushing</b>			<b>MU Receiving</b>		
Mauk 21-32-2, 325, 5 TDs	Hansbrough 18-84, TD			Hunt 6-71, 2 TDs		
Printz 0-1-0	Murphy 13-56			Sasser 5-121, TD		
	Mauk 12-36, TD			White 5-69, TD		
<b>Opp. Passing</b>	<b>Opp. Rushing</b>			<b>Opp. Receiving</b>		
Ely 17-34-1, 204	Hunt 15-148, 3 TDs			Russell 6-89		

SCORE/QUARTERS	1	2	3	4	—	TOTAL
MIZZOU	3	7	0	0	—	10
MIZZOU	7	7	7	17	—	38
<b>IST • MU - Hunt 11 pass from Mauk (Baggett PAT) (10:11) (7-40, 2:46)</b> <b>UCF - Moffitt 19 FG (3:30) (13-73, 6:41)</b> <b>2ND • UCF - Stanback 2 pass from Holman (Moffitt PAT) (12:17) (10-31, 5:23)</b> <b>MU - Hunt 10 pass from Mauk (Baggett PAT) (6:12) (14-75, 6:05)</b> <b>3RD • MU - Sasser 21 pass from Mauk (Baggett PAT) (1:43) (4-45, 1:58)</b> <b>4TH • MU - Sasser 22 pass from Mauk (Baggett PAT) (11:32) (9-71, 3:34)</b> <b>MU - Baggett 26 FG (4:13) (9-55, 4:35)</b> <b>MU - Singleton 60 fumble return (Baggett PAT) (0:13)</b>						
<b>MU Passing</b>	<b>MU Rushing</b>			<b>MU Receiving</b>		
Mauk 14-24-1, 144, 4 TDs	Murphy 15-94			Sasser 5-57, 2 TDs		
	Hansbrough 9-48			White 3-27		
	Mauk 6-30			Hansbrough 3-21		
<b>Opp. Passing</b>	<b>Opp. Rushing</b>			<b>Opp. Receiving</b>		
Holman 22-36-2, 209, TD	Stanback 15-33			Hall 8-73		

SCORE/QUARTERS	1	2	3	4	—	TOTAL
MIZZOU	7	10	7	7	—	31
MIZZOU	7	10	0	10	—	27
<b>IST • IND - Coleman 1 run (Del Grosso PAT) (5:18) (6-66, 1:30)</b> <b>MU - Hunt 45 pass from Mauk (Baggett PAT) (3:12) (5-90, 1:50)</b> <b>2ND • IND - Roberts 1 run (Del Grosso PAT) (12:50) (16-75, 5:22)</b> <b>MU - Hunsbrough 68 run (Baggett PAT) (6:50) (2-79, 0:27)</b> <b>MU - Hunsbrough 27 FG (2:42) (11-67, 3:16)</b> <b>IND - Del Grosso 23 FG (0:00) (13-69, 2:42)</b> <b>3RD • IND - Harris 33 pass from Sudfeld (Griffin PAT) (0:54) (2-82, 0:23)</b> <b>4TH • MU - Culin 1 pass from Mauk (Baggett PAT) (13:20) (8-71, 2:24)</b> <b>MU - Baggett 40 FG (2:20) (11-70, 4:14)</b> <b>IND - Roberts 3 run (Griffin PAT) (0:22) (6-75, 1:58)</b>						
<b>MU Passing</b>	<b>MU Rushing</b>			<b>MU Receiving</b>		
Mauk 29-48-1, 331 2 TDs	Hansbrough 10-119, TD			Sasser 12-153		
	Mauk 13-32			Hunt 5-75, TD		
	Murphy 11-11			White 5-51		
<b>Opp. Passing</b>	<b>Opp. Rushing</b>			<b>Opp. Receiving</b>		
Sudfeld 18-33-0, 252 TD	Coleman 19-132, TD			Wynn 6-60		

SCORE/QUARTERS	1	2	3	4	—	TOTAL
MIZZOU	7	0	0	14	—	21
South Carolina (7-6)	3	7	3	7	—	20
<b>IST • MU - Hunsbrough 18 run (Baggett PAT) (12:06) (4-42, 1:04)</b> <b>SC - Fry 33 FG (2:07) (6-54, 2:41)</b> <b>2ND • SC - Davis 17 run (Fry PAT) (1:36) (5-59, 1:21)</b> <b>3RD • SC - Fry 41 FG (6:38) (9-47, 4:09)</b> <b>4TH • SC - Cooper 23 pass from Thompson (Fry PAT) (7:25) (8-63, 4:13)</b> <b>MU - Hunsbrough 1 run (Baggett PAT) (6:49) (3-68, 0:36)</b> <b>MU - Hunsbrough 1 run (Baggett PAT) (1:36) (9-51, 3:04)</b>						
<b>MU Passing</b>	<b>MU Rushing</b>			<b>MU Receiving</b>		
Mauk 12-34-0, 132	Murphy 16-98			Sasser 6-86		
	Hansbrough 10-43, 3 TDs			Murphy 2-12		
	Mauk 6-9			Leftwich 1-26		
<b>Opp. Passing</b>	<b>Opp. Rushing</b>			<b>Opp. Receiving</b>		
Thompson 21-37-0, 219, TD	Davis 22-104, TD			Jones 5-72		

SCORE/QUARTERS	1	2	3	4	—	TOTAL
Georgia (10-3)	6	14	7	7	—	34
MIZZOU	0	0	0	0	—	0
<b>IST • UGA - Morgan 47 FG (8:54) (11-45, 4:30)</b> <b>UGA - Morgan 29 FG (2:07) (7-14, 3:35)</b> <b>2ND • UGA - Mason 11 run (Morgan PAT) (10:57) (13-71, 4:42)</b> <b>UGA - Bennett 9 pass from Mason (Morgan PAT) (5:32) (10-65, 3:33)</b> <b>3RD • UGA - Douglas 15 run (Morgan PAT) (0:47) (9-50, 4:50)</b> <b>4TH • UGA - Chubb 9 run (Morgan PAT) (7:46) (10-52, 6:23)</b>						
<b>MU Passing</b>	<b>MU Rushing</b>		<b>MU Receiving</b>			
Mauk 9-21-4, 97	Murphy 7-34		Moore 2-33			
	Hansbrough 8-30		Hunt 2-29			
	Mauk 7-(-14)		Murphy 2-16			
<b>Opp. Passing</b>	<b>Opp. Rushing</b>		<b>Opp. Receiving</b>			
Mason 22-28-0, 156 TD	Chubb 38-143, TD		Mitchell 6-27			

SCORE/QUARTERS	1	2	3	4	—	TOTAL
MIZZOU	14	6	22	0	—	42
Florida (7-5)	0	0	7	6	—	13
<b>IST • MU - Murphy 96 kickoff return (Baggett PAT) (14:49)</b> <b>MU - Murphy 5 run (Baggett PAT) (3:50) (4-19, 1:21)</b> <b>2ND • MU - Baggett 25 FG (8:38) (18-55, 8:30)</b> <b>MU - Baggett 34 FG (4:21) (4-(-11), 1:01)</b> <b>3RD • MU - Murphy 82 punt return (Sasser PAT pass from Mauk) (13:01)</b> <b>MU - Golden 21 fumble return (Baggett PAT) (7:25)</b> <b>MU - Ruise 46 interception return (Baggett PAT) (5:57)</b> <b>FLA - Westbrook 5 pass from Harris (Velez PAT) (1:43) (9-63, 4:14)</b> <b>4TH • FLA - Harris 3 run (Velez PAT blocked) (0:26) (15-82, 6:36)</b>						
<b>MU Passing</b>	<b>MU Rushing</b>		<b>MU Receiving</b>			
Mauk 6-18-1, 20	Mauk 7-38		Sasser 3-9			
	Hansbrough 13-35		White 2-9			
	Murphy 8-27		Hunt 1-2			
<b>Opp. Passing</b>	<b>Opp. Rushing</b>		<b>Opp. Receiving</b>			
Harris 8-12-1, 98, TD	Taylor 12-56		Robinson 4-48			

SCORE/QUARTERS	1	2	3	4	—	TOTAL
Vanderbilt (3-9)	0	7	0	7	—	14
MIZZOU	3	7	7	7	—	24
<b>IST • MU - Baggett 37 FG (10:59) (10-44, 4:01)</b> <b>2ND • MU - Hunsbrough 10 run (Baggett PAT) (3:19) (12-77, 5:16)</b> <b>VANDY - Marcus 9 pass from McCrary (Openshaw PAT) (0:08) (10-75, 3:11)</b> <b>3RD • MU - Sasser 13 pass from Mauk (Baggett PAT) (2:27) (6-56, 2:23)</b> <b>4TH • VANDY - Duncan 29 pass from McCrary (Openshaw PAT) (6:53) (6-76, 3:33)</b> <b>MU - Sasser 25 pass from Mauk (Baggett PAT) (2:05) (10-70, 4:42)</b>						
<b>MU Passing</b>	<b>MU Rushing</b>		<b>MU Receiving</b>			
Mauk 11-23-0, 141, 2 TDs	Murphy 16-93		Sasser 5-74, 2 TDs			
	Hansbrough 19-87, TD		Murphy 2-10			
	Mauk 7-58		Hunt 1-35			
<b>Opp. Passing</b>	<b>Opp. Rushing</b>		<b>Opp. Receiving</b>			
McCrary 17-31-1, 196, 2 TDs	Webb 16-34		Scheu 6-81			

SCORE/QUARTERS	1	2	3	4	—	TOTAL
Kentucky (5-7)	0	3	0	7	—	10
MIZZOU	0	14	3	3	—	20
<b>2ND • MU - Sasser 3 pass from Mauk (Baggett PAT) (12:56) (9-55, 4:15)</b> <b>UK - Macginnis 47 FG (9:35) (6-45, 3:21)</b> <b>MU - Sasser 26 pass from Mauk (Baggett PAT) (5:26) (8-72, 4:02)</b> <b>3RD • MU - Baggett 41 FG (3:42) (8-40, 2:49)</b> <b>4TH • MU - Baggett 21 FG (7:23) (13-87, 5:07)</b> <b>UK - Blue I pass from Towles (Macginnis PAT) (3:26) (12-80, 3:52)</b>						
<b>MU Passing</b>	<b>MU Rushing</b>		<b>MU Receiving</b>			
Mauk 18-33-0, 164, 2 TDs	Mauk 14-75		Sasser 6-67			
	Murphy 13-52		Culkin 4-30			
	Hansbrough 15-19		Brown 3-27			
<b>Opp. Passing</b>	<b>Opp. Rushing</b>		<b>Opp. Receiving</b>			
Towles 19-37-1, 158, TD	Horton 10-62		Williams 5-58			

SCORE/QUARTERS	1	2	3	4	—	TOTAL
MIZZOU	3	3	28	0	—	34
Texas A&M (8-5)	3	10	7	7	—	27
<b>IST • MU - Baggett 38 FG (8:53) (9-60, 4:36)</b> <b>A&amp;M - Lambo 40 FG (7:18) (4-3, 1:35)</b> <b>2ND • A&amp;M - Reynolds 24 pass from Allen (Lambo PAT) (9:40) (5-64, 1:20)</b> <b>MU - Baggett 35 FG (4:30) (13-58, 5:10)</b> <b>A&amp;M - Lambo 31 FG (0:00) (5-39, 0:58)</b> <b>3RD • MU - White 16 pass from Mauk (Baggett PAT) (11:47) (8-77, 3:13)</b> <b>A&amp;M - Reynolds 56 pass from Allen (Lambo PAT) (10:46) (3-68, 1:01)</b> <b>MU - Hunsbrough 49 run (Baggett PAT) (9:07) (6-75, 1:39)</b> <b>MU - Hunsbrough 45 run (Baggett PAT) (5:41) (6-80, 1:53)</b> <b>MU - Witter 16 run (Baggett PAT) (0:43) (8-80, 3:18)</b> <b>4TH • A&amp;M - Kennedy 4 pass from Allen (Lambo PAT) (11:04) (12-57, 4:39)</b>						
<b>MU Passing</b>	<b>MU Rushing</b>		<b>MU Receiving</b>			
Mauk 23-40-1, 252, TD	Hansbrough 20-199, 2 TDs		Sasser 6-83			
	Murphy 20-88		White 6-55, TD			
	Witter 4-34, TD		Hunt 5-85			
<b>Opp. Passing</b>	<b>Opp. Rushing</b>		<b>Opp. Receiving</b>			
Allen 24-35-1, 237, 3 TDs	Carson 10-56		Reynolds 5-125, TD			

SCORE/QUARTERS	1	2	3	4	—	TOTAL
MIZZOU	7	6	3	13	—	29
Tennessee (7-6)	3	10	0	8	—	21
<b>IST • MU - Murphy 1 run (Baggett PAT) (10:23) (12-75, 4:37)</b> <b>UT - Medley 38 FG (3:41) (4-8, 1:15)</b> <b>2ND • UT - Ellis 31 pass from Ashford (Medley PAT) (11:14) (7-78, 3:04)</b> <b>MU - Murphy 7 run (Baggett PAT failed) (7:50) (9-65, 3:24)</b> <b>UT - Medley 39 FG (3:49) (19-19, 3:50)</b> <b>3RD • MU - Baggett 43 FG (7:40) (13-66, 5:40)</b> <b>4TH • MU - Hunt 73 pass from Mauk (Baggett PAT) (10:42) (3-75, 1:48)</b> <b>MU - Sasser 13 pass from Mauk (Baggett PAT failed) (6:22) (6-66, 2:59)</b> <b>UT - Croom 4 pass from Dobbs (Dobbs PAT run) (1:52) (14-79, 4:24)</b>						
<b>MU Passing</b>	<b>MU Rushing</b>		<b>MU Receiving</b>			
Mauk 12-25-0, 230, 2 TDs	Murphy 19-82, 2 TDs		Sasser 4-76, TD			
	Hansbrough 15-68		Hunt 3-106, TD			
	Mauk 9-31		Culkin 2-18			
<b>Opp. Passing</b>	<b>Opp. Rushing</b>		<b>Opp. Receiving</b>			
Dobbs 24-37-1, 195, TD	Hurd 11-40		Howard 8-90			

SCORE/QUARTERS	1	2	3	4	—	TOTAL
MIZZOU	0	6	0	15	—	21
Arkansas (7-6)	7	7	0	0	—	14
<b>IST • ARK - Williams 23 pass from Allen (McFain PAT) (6:48) (11-70, 6:49)</b> <b>2ND • MU - Baggett 52 FG (14:23) (17-41, 7:25)</b> <b>ARK - Hatcher 12 pass from Allen (McFain PAT) (7:15) (6-31, 3:43)</b> <b>MU - Baggett 50 FG (0:00) (12-60, 2:08)</b> <b>4TH • MU - Hunt 4 pass from Mauk (White PAT pass from Sasser) (12:41) (10-98, 3:32)</b>						
<b>MU Passing</b>	<b>MU Rushing</b>		<b>MU Receiving</b>			
Mauk 25-42-1, 265, TD	Hansbrough 20-91		Sasser 9-127			
	Murphy 11-58, TD		Hunt 5-61, TD			
	Witter 2-7		Murphy 4-27			
<b>Opp. Passing</b>	<b>Opp. Rushing</b>		<b>Opp. Receiving</b>			
Allen 13-30-0, 133, 2 TDs	Williams 13-72		Hunter 4-48			

SCORE/QUARTERS	1	2	3	4	—	TOTAL
MIZZOU	0	3	10	0	—	13
Alabama (12-2)	7	14	0	21	—	42
<b>IST • ALA - Yeldon 1 run (Griffith PAT) (11:24) (10-68, 3:36)</b> <b>2ND • ALA - White 58 pass from Sims (Griffith PAT) (11:48) (1-58, 0:10)</b> <b>MU - Baggett 33 FG (8:30) (9-58, 3:12)</b> <b>ALA - Yeldon 2 run (Griffith PAT) (2:47) (14-75, 5:43)</b> <b>3RD • MU - Sasser 1 pass from Mauk (Baggett PAT) (11:00) (10-75, 4:00)</b> <b>MU - Baggett 33 FG (4:37) (9-65, 3:25)</b> <b>4TH • MU - Jones 6 pass from Sims (Griffith PAT) (14:55) (10-64, 4:34)</b> <b>ALA - Henry 26 run (Griffith PAT) (7:38) (8-90, 4:37)</b> <b>ALA - Henry 1 run (Griffith PAT) (3:38) (5-62, 2:46)</b>						
<b>MU Passing</b>	<b>MU Rushing</b>		<b>MU Receiving</b>			
Mauk 16-34-0, 272, TD	Hansbrough 13-21		Hunt 6-169			
	Murphy 7-20		Sasser 5-31, TD			
	Witter 1-1		White 3-56			
<b>Opp. Passing</b>	<b>Opp. Rushing</b>		<b>Opp. Receiving</b>			
Sims 23-27-0, 262, 2 TDs	Henry 20-141, 2 TDs		Cooper 12-83			

SCORE/QUARTERS	1	2	3	4	—	TOTAL
MIZZOU	0	10	9	14	—	33
Minnesota (8-5)	7	0	10	0	—	17
<b>IST • MINN - Williams 20 run (Santoso PAT) (5:42) (11-80, 5:56)</b> <b>2ND • MU - Baggett 21 FG (6:39) (8-45, 2:56)</b> <b>MU - Sasser 25 pass from Mauk (1:04) (5-67, 1:55)</b> <b>3RD • MU - Baggett 33 FG (13:03) (5-32, 1:57)</b> <b>MINN - Williams 54 pass from Leidner (Santoso PAT) (11:48) (3-75, 1:15)</b> <b>MU - Mauk 18 run (Mauk PAT pass failed) (9:16) (3-34, 1:22)</b> <b>MINN - Santoso 38 FG (7:22) (5-22, 1:54)</b> <b>4TH • MU - Hunsbrough 78 run (Baggett PAT) (9:22) (5-90, 2:26)</b> <b>MU - Sasser 7 pass from Mauk (Baggett PAT) (4:51) (4-80, 2:00)</b>						
<						

Date	Team	Result	Attend.	Rank	1st Down	Rushing Att.	Rushing Yds.	Rushing TD	Passing Comp.	Passing Att.	Passing INT	Passing Yds.	Total Off. TD	Total Off. Yds.	Fumb. #	Pen. #	Punts #	Punts Avg.	Time Poss.	3rd Down	4th Down	Sacks #	PATs #	FGs #	TV
A 31	Murray State (FCS)	W, 58-14	58,038	—	16	36	123	0	23	39	3	174	2	75	297	0-0	4-19	8-38.6	30:41	8-19	1-1	1-6	2-2	0-1	PPV
S 7	Mizzou (N)	W, 38-23	56,786	—	23	47	172	3	16	25	1	212	1	72	384	0-0	4-50	4-36.5	32:31	9-15	1-1	0-0	5-5	1-1	ESPNU
S 21	Mizzou	W, 45-28	49,149	—	20	26	98	2	29	53	3	377	2	79	475	2-0	8-63	9-41.2	23:15	5-17	1-2	3-17	2-2	0-0	Big 10
S 28	Arkansas State	W, 41-19	62,468	RV	23	28	239	3	31	47	1	318	1	88	435	1-0	10-70	4-44.8	34:12	10-20	0-1	1-3	1-1	4-4	CSS
O 5	Mizzou	W, 51-28	36,892	—	27	38	130	2	29	41	1	338	2	79	468	1-0	7-64	4-43.0	30:02	5-14	2-4	2-9	4-4	0-0	CSS
O 12	Mizzou	W, 41-26	92,746	7	26	31	142	3	22	31	0	233	2	68	375	0-0	10-57	7-38.4	30:37	5-12	0-0	2-12	5-6	0-0	ESPN
O 19	*Florida	W, 36-17	67,124	14	24	37	205	1	18	36	1	295	1	73	500	2-1	7-50	5-40.8	30:42	4-14	0-0	6-42	3-3	5-5	SECTV
O 26	*South Carolina	L, 27-24 (2OT)	67,124	5	17	41	155	2	10	25	1	249	1	66	404	0-0	6-50	7-33.7	25:33	4-14	0-0	2-20	3-3	1-3	ESPNU
N 2	*Tennessee	W, 31-3	65,869	10	24	54	339	1	12	25	0	163	3	79	502	0-0	5-35	8-39.1	33:45	10-19	0-0	2-15	4-4	1-2	ESPN
N 9	Mizzou	W, 48-17	55,280	—	17	51	134	2	18	28	0	235	0	79	369	1-1	5-45	9-31.1	37:26	6-18	1-2	0-0	2-2	1-1	ESPNU
N 23	Mizzou	W, 24-10	61,168	8	25	51	260	3	15	26	1	225	0	77	485	1-0	7-43	3-38.3	33:03	8-14	1-2	1-3	3-3	1-1	ESPN
N 30	*Texas A&M	W, 28-21	67,124	5	22	44	225	2	19	30	0	238	2	74	463	0-0	4-32	7-42.0	31:23	5-14	1-1	2-11	4-4	0-1	ESPN
D 6	Mizzou	L, 59-42	75,632	3	30	74	545	7	9	11	0	132	1	85	677	3-2	10-63	3-40.0	34:20	7-14	1-1	3-14	8-8	1-2	CBS
J 3	*Oklahoma State	W, 41-31	72,690	8	29	47	256	3	33	57	2	377	2	96	548	2-1	10-100	8-37.2	27:49	9-22	1-1	2-16	4-4	1-2	FOX

Legend — N-Night game; \*-SEC Conference game; &-SEC Championship Game (Atlanta, Ga.); %-AT&T Cotton Bowl (Arlington, Texas). Head Coach: Gary Pinkel. Assistant Coaches: Josh Henson (OC/Asst. OL); Dave Steckel (DC/LB); Cornell Ford (DB); Andy Hill (Asst. HC/QB); Brian Jones (RB); Craig Kuligowski (DL); Alex Grinch (S); Bruce Walker (Asst. OL); Pat Washington (Receivers); Austin Alewell (Admin. GA); Peter Badovinac (Def. GA); Kendall Bradley (Off. QC/GA); Mack Brown (Off. GA); John Egorogwu (Off. GA); Kenji Jackson (Def. QC/GA); Josh McCaskey (Def. GA).

SCORE/QUARTERS	1	2	3	4	OT	TOTAL	PASSING	G	Effic	Comp-Att-Int	Pct	Yds	TD	Lng	Avg/G																		
MIZZOU	126	168	121	126	7	548	Franklin, James	11	141.92	198-319-6	62.1	2429	19	68	220.8																		
Opponents	64	64	100	85	10	323	Mauk, Maty	13	143.06	68-133-2	51.1	1071	11	96	82.4																		
TEAM STATISTICS	MU						OPP	Sasser, Bud	14	766.00	1-1-0	100.0	40	1	40	2.9																	
SCORING	548						323	RUSHING	GP	Att	Gain	Loss	Net	Avg	TD	Long	Avg/G	FIELD GOALS	M-A	Pct	01-19	20-29	30-39	40-49	50+	Lg	Blk						
Points Per Game	39.1						23.1	Josey, Henry	14	174	1207	41	1166	6.7	16	86	83.3	Baggett, A	18-25	72.0	1-1	4-7	7-9	6-8	0-0	46	0						
Points Off Turnovers	111						37	Hansbrough, Russell	14	114	714	29	685	6.0	4	51	48.9	Opponents	17-23	73.9	0-0	8-9	2-4	5-6	2-4	52	1						
FIRST DOWNS	343						297	Murphy, Marcus	14	92	609	8	601	6.5	9	42	42.9	INTERCEPTIONS	No.	Yds	Avg	TD	Long										
Rushing-Passing-Penalty	160-156-27						120-160-17	Franklin, James	11	122	654	144	510	4.2	4	26	46.4	Gaines, E.J.	5	17	3.4	0	15										
RUSHING YARDAGE	3330						2145	Mauk, Maty	13	41	290	61	229	5.6	1	35	17.6	Webb, Braylon	3	10	3.3	0	9										
Rushing Attempts	588						513	Steward, Morgan	12	21	92	8	84	4.0	1	14	7.0	Brothers, Kentrell	3	30	10.0	0	15										
Average Per Rush	5.7						4.2	White, Greg	12	9	37	1	36	4.0	0	10	3.0	Ponder, Randy	2	23	11.5	0	17										
Average Per Game	237.9						153.2	Brantley, Harold	14	1	26	0	26	26.0	0	26	1.9	INT Each (Return Yards) — Golden (70TD), Ealy (49TD), Ruise (19), White, Matt (10), Penton (3), Simon (1), Gibson (0).															
TDs Rushing	35						20	Webb, Braylon	14	1	3	0	3	3.0	0	3	0.2	KICK RETURNS	No.	Yds	Avg	TD	Long										
PASSING YARDAGE	3540						3705	Green-Beckham	14	1	3	0	3	3.0	0	3	0.2	Murphy, Marcus	27	599	22.2	0	42										
Comp-Att-Int	267-454-8						356-567-20	TEAM	9	12	0	13	-13	-1.1	0	-1.4	Gibson, John	2	77	38.5	0	62											
Average Per Pass	7.8						6.5	Total.....	14	588	3635	305	3330	5.7	35	86	237.9	Opponents.....	14	513	2533	388	2145	4.2	20	57	153.2						
Average Per Catch	13.3						10.4	RECEIVING	G	No.	Yds	Avg	TD	Long	Avg/G																		
Average Per Game	252.9						264.6	Green-Beckham	14	59	883	15.0	12	68	63.1																		
TDs Passing	31						18	Lucas, Marcus	14	58	692	11.9	3	43	49.4																		
TOTAL OFFENSE	6870						5850	Washington, LD	14	50	893	17.9	10	96	63.8																		
Total Plays	1042						1080	Sasser, Bud	14	26	361	13.9	1	60	25.8																		
Average Per Play	6.6						5.4	Hunt, Jimmie	14	22	253	11.5	1	52	18.1																		
Average Per Game	490.7						417.9	Murphy, Marcus	14	11	79	7.2	1	24	5.6																		
KICK RETURN AVERAGE	23.1						22.4	Clark, Jaleel	13	10	88	8.8	0	14	6.8																		
PUNT RETURN AVERAGE	6.7						8.5	Josey, Henry	14	10	65	6.5	1	16	4.6																		
FUMBLES-LOST	14-8						18-12	Waters, Eric	14	8	72	9.0	1	18	5.1																		
PENALTIES-Yards	72-543						103-768	White, Darius	14	7	76	10.9	1	37	5.4																		
Average Per Game	38.8						54.9	Copelin, Levi	14	3	61	20.3	0	51	4.4																		
PUNTS-Yards	68-2790						83-3338	Hansbrough, R	14	2	11	5.5	0	6	0.8																		
Average Per Punt / Net Avg.	41.0 / 36.8						40.2 / 37.2	Culkin, Sean	14	1	6	6.0	0	6	0.4																		
TIME OF POSSESSION/Game	29:59						30:00	Total.....	14	267	3540	13.3	31	96	252.9																		
3RD-DOWN Conversions	85/194						85/225	Opponents.....	14	356	3705	10.4	18	77	264.6																		
3rd-Down Pct	44%						38%	PUNT RETURNS	No.	Yds	Avg	TD	Long																				
4TH-DOWN Conversions	10/16						13/23	Murphy, Marcus	21	146	7.0	0	38																				
4th-Down Pct	62%						57%	Gaines, E.J.	2	12	6.0	0	12																				
SACKS BY-Yards	41-237						27-159	Copelin, Levi	1	10	10.0	0	0																				
TOUCHDOWNS SCORED	71						39	Newsom, Donavin	1	0	0.0	0	0																				
FIELD GOALS-ATTEMPTS	18-25						17-23	Total.....	25	168	6.7	0	38																				
ON-SIDE KICKS	0-0						1-2	Opponents.....	20	170	8.5	0	29																				
RED-ZONE SCORES	(56-64) 88%						(40-48) 83%	PUNTING	No.	Yds	Avg	Long	TB	FC	I20	Blkd																	
RED-ZONE TOUCHDOWNS	(45-64) 70%						(28-48) 58%	Brinser, Christian	68	2790	41.0	61	6	16	26	0																	
PAT-ATTEMPTS	(66-69) 96%						(36-36) 100%																										
ATTENDANCE	444532						295235																										
Games/Avg Per Game	7/63505						5/59047																										
Neutral Site Games							2/74161																										

# 2013

## 2017 MIZZOU FOOTBALL

SCORE/QUARTERS	1	2	3	4	TOTAL
Murray State (6-6 FCS)	14	0	0	0	14
MIZZOU	13	17	21	7	58
1ST • MUR - Powell 17 pass from Miller (Benton PAT) (12:35) (6-59, 1:15) MU - Hansbrough 3 run (Baggett PAT) (11:51) (4-75, 0:44) MU - Hansbrough 51 run (PAT blocked) (8:43) (4-78, 0:55) MUR - Miller 5 pass from Harness (Benton PAT) (3:58) (14-83, 4:41) 2ND • MU - Hunt, J. 22 pass from Franklin (Baggett PAT) (11:22) (3-33, 0:30) MU - Murphy 4 run (Baggett PAT) (5:45) (13-82, 3:41) MU - Baggett 43 FG (0:00) (7-36, 0:41) 3RD • MU - White, D. 37 pass from Franklin (Baggett PAT) (13:11) (3-70, 0:45) MU - Washington 4 pass from Franklin (Baggett PAT) (9:51) (10-43, 2:48) MU - Josey 68 run (Baggett PAT) (6:23) (1-68, 0:14) 4TH • MU - Seward 1 run (Baggett PAT) (13:20) (10-64, 6:21) MU Passing MU Rushing MU Receiving Franklin 26-38-0, 318, 3 TDs Josey 13-113, 1 TD Clark 5-51 Mauk 2-3-0, 18 Hansbrough 8-104, 2 TDs Green-Beckham 4-83 Berkstresser 0-1-0, 0 Murphy 7-56, 1 TD Sasser 4-41 Opp. Passing Opp. Rushing Opp. Receiving Miller 16-32-3, 145, 1 TD Miller 11-77 Rice 5-63					
SCORE/QUARTERS	1	2	3	4	TOTAL
Toledo (7-5)	3	6	14	0	23
MIZZOU	10	7	14	7	38
1ST • MU - Baggett 35 FG (12:35) (9-56, 2:25) TOL - Detmer 24 FG (8:51) (10-69, 3:44) MU - Josey 1 run (Baggett PAT) (5:58) (8-75, 2:53) 2ND • TOL - Detmer 46 FG (8:50) (7-64, 5:01) TOL - Detmer 41 FG (4:57) (4-2, 1:35) MU - Green-Beckham 9 pass from Franklin (Baggett PAT) (1:14) (10-75, 3:43) 3RD • MU - Golden 70 INT return (Baggett PAT) (11:40) TOL - Owens 4 run (Detmer PAT) (9:53) (4-38, 1:36) TOL - Russell 41 pass from Owens (Detmer PAT) (4:22) (6-60, 3:30) MU - Josey 10 run (Baggett PAT) (0:00) (10-75, 4:22) 4TH • MU - Murphy 8 run (Baggett PAT) (10:29) (10-44, 3:05) MU Passing MU Rushing MU Receiving Franklin 16-25-1, 212, 1 TD Franklin 17-77 Washington 5-78 Mauk 0-0-0, 0 Murphy 8-56, 1 TD Green-Beckham 5-51, 1 TD Opp. Passing Opp. Rushing Opp. Receiving Owens 26-41-3, 262, 1 TD Fluellen 17-111 Fluellen 10-100 Lucas 3-28					
SCORE/QUARTERS	1	2	3	4	TOTAL
MIZZOU	14	14	3	14	45
Indiana (5-7)	0	14	0	14	28
1ST • MU - Green-Beckham 7 pass from Franklin (Baggett PAT) (7:50) (9-69, 2:48) MU - Murphy 10 run (Baggett PAT) (1:34) (6-50, 1:40) 2ND • IND - Latimer 10 pass from Sufeldt (Ewald PAT) (9:04) (9-59, 2:17) IND - Coleman 2 run (Ewald PAT) (6:31) (4-89, 0:45) MU - Franklin 1 run (Baggett PAT) (4:00) (7-75, 2:31) MU - Ealy 49 INT return (Baggett PAT) (1:57) 3RD • MU - Baggett 5 FG (5:14) (9-61, 2:49) 4TH • MU - Washington 14 pass from Franklin (Baggett PAT) (14:30) (8-77, 2:26) IND - Wynn 68 pass from Roberson (PAT pass failed) (11:24) (2-79, 0:19) MU - Hansbrough 45 run (Baggett PAT) (2:14) (8-76, 3:31) IND - Roberson 3 run (Roberts PAT rush) (0:10) (9-75, 2:04) MU Passing MU Rushing MU Receiving Franklin 32-47-2, 343, 2 TDs Hansbrough 13-104, 1 TD Lucas 10-101 Murphy 10-67, 1 TD Green-Beckham 8-105, 1 TD Opp. Passing Opp. Rushing Opp. Receiving Sufeldt 21-39-3, 229, 1 TD Coleman 15-54, 1 TD Latimer 8-136, 1 TD Hunt, J. 6-44					
SCORE/QUARTERS	1	2	3	4	TOTAL
Arkansas State (8-5)	6	7	3	3	19
MIZZOU	7	7	6	21	41
1ST • ASU - Davis 41 FG (10:41) (9-46, 3:34) ASU - Davis 21 FG (3:35) (10-76, 3:30) MU - Murphy 8 run (Baggett PAT) (5:75, 1:35) 2ND • MU - Green-Beckham 68 pass from Franklin (Baggett PAT) (11:57) (3-80, 1:31) ASU - Jones 17 pass from Kennedy (Davis PAT) (5:20) (11-56, 3:33) 3RD • ASU - Davis 44 FG (11:31) (9-48, 3:29) MU - Washington 5 pass from Franklin (PAT pass failed) (3:39) (9-94, 6:35) 4TH • MU - Josey 1 run (Baggett PAT) (13:25) (9-87, 3:18) ASU - Davis 33 FG (7:31) (14-59, 5:54) MU - Franklin 9 run (Baggett PAT) (5:06) (6-67, 2:17) MU - Green-Beckham 5 pass from Franklin (Baggett PAT) (2:56) (3-21, 1:25) MU Passing MU Rushing MU Receiving Franklin 21-30-0, 256, 3 TDs Hansbrough 8-96 Washington 6-67, 1 TD Josey 6-52, 1 TD Green-Beckham 4-95, 2 TDs Murphy 6-45, 1 TD Lucas 4-40 Opp. Passing Opp. Rushing Opp. Receiving Kennedy 37-46-1, 318, 1 TD McKissic 4-36 McKissic 15-117					
SCORE/QUARTERS	1	2	3	4	TOTAL
Vanderbilt (9-4)	0	7	14	7	28
1ST • MU - Washington 26 pass from Franklin (Baggett PAT) (13:43) (5-75, 1:17) MU - Baggett 44 FG (8:43) (7-30, 3:29) MU - Waters 11 pass from Franklin (Baggett PAT) (1-11, 0:05) MU - Baggett 29 FG (2:50) (7-50, 2:48) 2ND • WANDY - Tate 2 run (Spear PAT) (11:04) (15-75, 6:46) MU - Josey 5 run (Baggett PAT) (8:15) (7-75, 2:49) MU - Baggett 41 FG (1:38) (9-48, 3:23)					

3RD • VANDY - Matthews 26 pass from Carta-Samuels (Spear PAT) (12:03) (6-75, 2:57) MU - Josey 1 run (Baggett PAT) (7:16) (14-75, 4:47) VANDY - Carta-Samuels 2 run (Spear PAT) (3:19) (8-76, 3:57) MU - Lucas 15 pass from Franklin (Baggett PAT) (1:15) (8-75, 2:04) 4TH • WANDY - Krause 35 pass from Carta-Samuels (Spear PAT) (9:22) (3-80, 0:30) MU - Washington 42 pass from Franklin (Baggett PAT) (9:13) (1-42, 0:09) MU Passing MU Rushing MU Receiving Franklin 19-28-0, 278, 4 TDs Josey 14-69, 2 TDs Lucas 6-60, 1 TD Murphy 4-69 Washington 3-86, 2 TDs TDs Opp. Passing Opp. Rushing Opp. Receiving Carta-Samuels 29-41-1, 338, 2 TDs Seymour 12-65 Matthews 7-123, 1 TD							
SCORE/QUARTERS	1	2	3	4	TOTAL		
MIZZOU	7	21	0	13	41		
Georgia (8-5)	7	3	10	6	26		
1ST • UGA - Douglas 7 pass from Murray (Morgan PAT) (3:44) (12-86, 5:43) MU - Franklin 5 run (Baggett PAT) (1:00) (9-79, 2:36) 2ND • MU - Washington 16 pass from Franklin (Baggett PAT) (12:33) (6-52, 2:15) UGA - Morgan 29 FG (9:54) (7-64, 2:39) MU - Murphy 36 run (Baggett PAT) (5:56) (9-75, 3:58) MU - Sam 21 fumble return (Baggett PAT) (5:46) 3RD • UGA - Morgan 28 FG (13:09) (6-65, 1:51) UGA - Wooten 7 pass from Murray (Morgan PAT) (3:23) (11-80, 4:43) 4TH • UGA - Conley 10 pass from Murray (PAT pass failed) (12:15) (9-58, 3:21) MU - Washington 40 pass from Sasser (PAT failed) (9:22) (8-75, 2:53) MU - Josey 7 run (Baggett PAT) (2:18) (4-33, 1:57) MU Passing MU Rushing MU Receiving Franklin 18-27-0, 170, 1 TD Murphy 5-57, 1 TD Washington 7-115, 2 TDs Mauk 3-3-0, 23 Josey 11-51, 1 TD Green-Beckham 4-35 Sasser 1-1-0, 40, 1 TD Mauk 3-12 Lucas 3-39 Opp. Passing Opp. Rushing Opp. Receiving Murray 25-45-2, 290, 3 TDs Green 12-87 Douglas 6-43, 1 TD							
SCORE/QUARTERS	1	2	3	4	TOTAL		
Florida (4-8)	3	0	14	0	17		
MIZZOU	10	3	10	13	36		
1ST • MU - Sasser 20 pass from Mauk (Baggett PAT) (14:38) (2-76, 0:22) FLA - Velez 23 FG (11:09) (5-18, 1:20) MU - Baggett 43 FG (0:31) (6-21, 2:11) 2ND • MU - Baggett 19 FG (7:55) (13-68, 4:28) 3RD • FLA - Patton 100 kickoff return (Velez PAT) (14:48) MU - Josey 6 run (Baggett PAT) (13:24) (5-75, 1:24) MU - Baggett 39 FG (6:40) (7-59, 2:56) FLA - Taylor 20 run (Velez PAT) (0:46) (6-70, 2:49) 4TH • MU - Baggett 33 FG (13:32) (6-59, 2:14) MU - Baggett 28 FG (8:04) (11-54, 4:17) MU - Mauk 17 run (Baggett PAT) (6:30) (1-7, 0:39) MU Passing MU Rushing MU Receiving Mauk 18-36-1, 295, 1 TD Josey 18-136, 1 TD Lucas 6-57 Hansbrough 12-47 Washington 3-84 Mauk 6-15, 1 TD Hunt, J. 3-69 Opp. Passing Opp. Rushing Opp. Receiving Murphy 15-29-1, 92 Taylor 12-74, 1 TD Patton 6-46							
SCORE/QUARTERS	1	2	3	4	OT	OT	TOTAL
South Carolina (11-2)	0	0	0	17	7	3	27
MIZZOU	7	7	3	0	7	0	24
1ST • MU - Murphy 11 run (Baggett PAT) (1:23) (9-77, 2:52) 2ND • MU - Washington 96 pass from Mauk (Baggett PAT) (4:16) (3-98, 1:30) 3RD • MU - Baggett 27 FG (6:46) (8-58, 3:22) 4TH • SCAR - Ellington 6 pass from Shaw (Fry PAT) (12:13) (13-65, 4:33) 4TH • Fry 20 FG (5:03) (11-69, 4:29) SCAR - Jones 2 pass from Shaw (Fry PAT) (0:42) (8-63, 2:26) OT • MU - Murphy 1 run (Baggett PAT) (4:25) SCAR - Ellington 15 pass from Shaw (Fry PAT) (5:25) OT2 • SCAR - Fry 40 FG (4-3) MU Passing MU Rushing MU Receiving Mauk 10-25-1, 249, 1 TD Josey 15-79 Lucas 3-89 Murphy 12-53, 2 TDs Sasser 2-26 Mauk 10-12 Washington 1-96, 1 TD Opp. Passing Opp. Rushing Opp. Receiving Shaw 20-29-0, 201, 3 TDs Davis 19-51 Ellington 10-136, 2 TDs							
SCORE/QUARTERS	1	2	3	4	TOTAL		
Tennessee (5-7)	0	3	0	0	3		
MIZZOU	7	17	7	0	31		
1ST • MU - Green-Beckham 9 pass from Mauk (Baggett PAT) (2:20) (14-64, 5:26) 2ND • MU - Baggett 24 FG (6:58) (10-74, 3:58) MU - Washington 26 pass from Mauk (6:35) (11-26, 0:08) UT - Palardy 51 FG (4:13) (7-44, 2:15) MU - Lucas 40 pass from Mauk (Baggett PAT) (1:44) (7-85, 2:20) 3RD • MU - Hansbrough 26 run (Baggett PAT) (6:44) (4-65, 1:15) MU Passing MU Rushing MU Receiving Mauk 12-25-0, 163, 3 TDs Mauk 13-114 Lucas 4-75, 1 TD Josey 16-74 Washington 3-45, 1 TD Hansbrough 7-61, 1 TD Green-Beckham 2-22, 1 TD TD Opp. Passing Opp. Rushing Opp. Receiving Dobbs 26-42-2, 240 Dobbs 7-45 Howard 11-89							
SCORE/QUARTERS	1	2	3	4	TOTAL		
Kentucky (2-10)	3	0	14	0	17		
1ST • UK - Mansour 21 FG (9:57) (9-76, 3:07) MU - Green-Beckham 8 pass from Mauk (Baggett PAT) (1:20) (3-39, 0:51)							

2ND • MU - Josey 4 run (Baggett PAT) (14:47) (1-4, 0:06) MU - Green-Beckham 7 pass from Mauk (Baggett PAT) (8:12) (10-67, 4:07) MU - Josey 6 pass from Mauk (Baggett PAT) (1:38) (15-87, 4:23) 3RD • UK - Whitlow 1 run (Mansour PAT) (9:24) (13-73, 5:31) MU - Green-Beckham 22 pass from Mauk (Baggett PAT) (6:13) (3-44, 1:26) UK - Sanders 1 run (Mansour PAT) (2:03) (8-75, 4:10) 4TH • MU - Green-Beckham 7 pass from Mauk (PAT failed) (14:56) (5-32, 1:54) MU - Josey 86 run (Baggett PAT) (10:00) (1-86, 0:15) MU Passing MU Rushing MU Receiving Mauk 17-28-0, 203, 5 TDs Josey 11-113, 2 TDs Green-Beckham 7-100, 4 TDs Hansbrough 8-34 Sasser 3-43 Murphy 2-31 Lucas 3-9 Opp. Passing Opp. Rushing Opp. Receiving Whitlow 17-27-0, 225 Kemp 8-45 Sanders 4-70					
SCORE/QUARTERS	1	2	3	4	TOTAL
MIZZOU	7	10	7	0	24
Ole Miss (8-5)	0	3	7	0	10
1ST • MU - Josey 4 run (Baggett PAT) (12:15) (8-72, 2:45) 2ND • MU - Baggett 33 FG (7:31) (10-75, 3:10) OLE - Ritter 30 FG (4:06) (10-62, 3:18) MU - Murphy 3 run (Baggett PAT) (1:37) (7-68, 2:23) 3RD • OLE - Mathers 45 run (Ritter PAT) (13:27) (13-27, 1:28) MU - Josey 10 run (Baggett PAT) (6:56) (8-85, 3:06) MU Passing MU Rushing MU Receiving Franklin 12-19-1, 142 Josey 15-95, 2 TDs Lucas 3-59 Mauk 3-7-0, 83 Murphy 16-67, 1 TD Waters 3-6 Franklin 8-42 Sasser 2-72 Opp. Passing Opp. Rushing Opp. Receiving Wallace 26-42-1, 244 Mathers 7-66, 1 TD Moncrief 6-115					
SCORE/QUARTERS	1	2	3	4	TOTAL
Texas A&M (9-4)	7	7	0	7	21
MIZZOU	0	7	14	7	28
1ST • A&M - Carson 29 run (Lambo PAT) (6:34) (10-65, 3:14) 2ND • MU - Green-Beckham 38 pass from Franklin (Baggett PAT) (5:16) (7-94, 3:17) A&M - Walker 32 pass from Manziel (Lambo PAT) (4:06) (4-75, 1:10) 3RD • MU - Murphy 2 run (Baggett PAT) (12:15) (7-75, 2:45) MU - Washington 5 pass from Franklin (Baggett PAT) (6:26) (8-57, 2:39) 4TH • A&M - Malena 7 run (Lambo PAT) (10:43) (9-98, 2:51) MU - Josey 57 run (Baggett PAT) (3:34) (3-66, 1:13) MU Passing MU Rushing MU Receiving Franklin 18-28-0, 233, 2 TDs Josey 13-96, 1 TD Green-Beckham 7-93, 1 TD Mauk 1-2-0, 5 Franklin 18-80 Washington 6-97, 1 TD Waters 1-16 Opp. Passing Opp. Rushing Opp. Receiving Manziel 24-35-0, 195, 1 TD Williams, B. 6-57 Labhart 7-81					
SCORE/QUARTERS	1	2	3	4	TOTAL
MIZZOU	10	17	15	0	42
Auburn (12-2)	14	14	17	14	59
1ST • MU - Baggett 42 FG (10:50) (5-19, 1:08) AUB - Coates 38 pass from Marshall (Parkey PAT) (8:22) (7-75, 2:28) MU - Green-Beckham 28 pass from Franklin (Baggett PAT) (5:40) (7-75, 2:42) AUB - Marshall 9 run (Parkey PAT) (4:09) (5-75, 1:31) 2ND • MU - Gaines 11 fumble return (Baggett PAT) (13:11) AUB - Mason 7 run (Parkey PAT) (10:25) (8-75, 2:46) MU - Baggett 36 FG (7:19) (9-58, 3:06) AUB - Mason 3 run (Parkey PAT) (6:26) (4-79, 0:47) MU - Green-Beckham 55 pass from Franklin (Baggett PAT) (0:18) (6-92, 0:52) 3RD • AUB - Parkey 52 FG (8:17) (6-13, 2:05) MU - Murphy 10 pass from Franklin (Baggett PAT) (5:35) (7-75, 2:42) AUB - Grant 2 run (Parkey PAT) (3:21) (6-75, 2:14) AUB - Artis-Payne 15 run (Parkey PAT) (0:31) (5-54, 1:26) MU - Franklin 5 run (Franklin PAT run) (0:09) (2-75, 0:22) 4TH • AUB - Mason 1 run (Parkey PAT) (11:09) (8-75, 4:00) AUB - Mason 13 run (Parkey PAT) (4:22) (11-13, 0:05) MU Passing MU Rushing MU Receiving Franklin 21-37-1, 303, 3 TDs Josey 9-123 Green-Beckham 6-144, 3 TDs Franklin 15-62, 1 TD Lucas 5-50 Hansbrough 6-36 Murphy 3-40, 1 TD Opp. Passing Opp. Rushing Opp. Receiving Marshall 9-11-0, 132, 1 TD Mason 46-304, 4 TDs Coates 6-94, 1 TD					
SCORE/QUARTERS	1	2	3	4	TOTAL
Oklahoma State (10-3)	7	0	7	17	31
MIZZOU	7	10	0	24	41
1ST • MU - Josey 3 run (Baggett PAT) (3:00) (11-50, 2:57) OSU - Stewart 40 pass from Chelf (Grogan PAT) (1:44) (5-75, 1:16) 2ND • MU - Lucas 24 pass from Mauk (Baggett PAT) (10:20) (6-80, 3:49) MU - Baggett 35 FG (0:00) (11-62, 1:35) 3RD • OSU - Seales 21 pass from Chelf (Grogan PAT) (2:10) (3-33, 0:44) 4TH • OSU - Grogan 25 FG (13:32) (4-2, 1:10) MU - Josey 25 run (Baggett PAT) (11:32) (6-60, 1:51) OSU - Chelf 23 run (Grogan PAT) (9:51) (8-75, 1:41) MU - Baggett 46 FG (6:29) (8-47, 3:22) OSU - Roland 2 run (Grogan PAT) (5:04) (7-75, 1:25) MU - Josey 16 run (Baggett PAT) (3:08) (7-69, 1:47) MU - Ray 73 fumble return (Baggett PAT) (0:55) MU Passing MU Rushing MU Receiving Franklin 15-40-1, 174 Josey 12-92, 3 TDs Green-Beckham 4-53 Mauk 2-4-0, 32, 1 TD Mauk 3-73 Lucas 3-46 Franklin 16-36 Washington 3-40 Opp. Passing Opp. Rushing Opp. Receiving Chelf 33-57-2, 377, 2 TDs Roland 16-66, 1 TD Stewart 8-80, 1 TD					

Date	Team	Result	Attend.	Rank	1st Down	Rushing Att.	Rushing Yds.	Rushing TD	Passing Comp.	Passing Att.	Passing INT	Passing Yds.	Passing TD	Total Off. No.	Total Off. Yds.	Fumb. #-Lost	Pen. #-Yds.	Punts #-Avg.	Time Poss.	3rd Down	4th Down	Sacks #-Yds.	PATs #-Att.	FGs #-Att.	TV
S 1	SE Louisiana (I-AA)					34	58	0	21	34	1	165	1	68	223	3-3	9-63	8-42.1	34:27	6-16	1-2	1-4	1-1	1-1	PPV
	Mizzou (N)	W, 62-10	62,173	RV	16	36	261	3	18	26	0	191	2	62	452	1-0	9-94	3-25.3	25:33	3-10	2-4	4-30	8-9	0-0	
S 8	*Georgia					35	113	2	22	35	1	242	3	70	355	3-1	12-79	8-36.6	32:23	5-16	1-1	2-22	3-4	2-2	ESPN2
	Mizzou (N)	L, 41-20	71,004	RV	18	39	102	0	25	41	1	269	2	80	371	4-2	7-43	6-42.5	27:37	4-18	1-3	2-15	2-2	2-3	
S 15	Arizona State					37	113	2	16	27	2	183	1	64	296	2-2	7-54	7-43.3	25:09	2-12	1-2	2-11	2-2	0-0	ESPN2
	Mizzou (N)	W, 24-20	71,004	RV	18	46	126	3	22	42	1	192	0	88	318	0-0	10-85	5-44.2	34:51	10-22	0-1	3-20	3-3	1-4	
S 22	Mizzou					32	109	0	18	26	0	146	1	58	255	5-1	2-20	7-46.7	27:27	2-12	1-2	1-3	1-1	1-1	CBS
	*at South Carolina	L, 31-10	80,836	RV	12	39	144	2	21	23	0	252	2	62	396	2-2	4-24	3-41.3	32:33	6-12	1-2	3-19	4-4	1-1	
S 29	Mizzou					29	89	1	19	30	1	257	1	59	346	1-0	5-35	8-42.9	26:47	1-11	1-2	3-22	3-3	0-0	FSN
	at Central Florida	W, 21-16	35,835	RV	12	35	128	0	29	45	0	267	2	80	395	2-1	1-5	9-38.3	33:13	6-18	1-1	5-28	1-1	1-1	
O 6	*Vanderbilt					43	89	2	15	26	1	206	0	69	295	1-0	5-40	7-43.4	32:11	5-16	0-1	1-11	2-2	1-1	FSN
	at Mizzou (N)	L, 19-15	66,250	RV	17	35	150	0	14	40	0	245	1	75	395	3-1	6-35	5-39.0	27:49	7-19	0-3	2-18	0-0	3-3	
O 13	*Alabama					47	362	6	16	21	0	171	0	68	533	2-2	7-62	4-38.0	36:29	2-9	1-2	3-19	6-6	0-0	CBS
	at Mizzou (N)	L, 42-10	71,004	RV	9	28	3	0	12	29	2	126	0	57	129	2-1	2-9	8-37.8	23:31	2-15	0-1	2-9	1-1	1-1	
O 27	*Kentucky					34	101	1	10	22	0	78	0	56	179	6-3	5-40	7-39.3	23:34	1-12	0-1	2-10	1-1	1-2	ESPN2
	at Mizzou	W, 33-10	67,853	RV	20	47	186	3	16	27	2	87	0	74	273	4-1	2-15	4-33.0	36:26	10-16	0-0	2-15	3-4	2-2	
N 3	Mizzou					35	99	1	24	51	4	236	0	86	335	0-0	5-25	7-41.1	33:57	6-16	0-1	0-0	1-1	0-1	ESPN2
	*at Florida	L, 14-7	90,496	RV	11	33	170	1	12	23	0	106	1	56	276	2-1	4-25	8-41.4	26:03	2-13	1-1	4-35	2-2	0-2	
N 10	Mizzou					49	228	2	19	33	1	226	4	82	454	1-1	2-10	5-49.6	30:12	8-20	4-5	1-7	6-6	1-1	SEC
	*at Tennessee	W, 51-48 (40T)	89,272	RV	32	36	153	3	38	55	0	432	4	91	585	2-1	11-80	5-44.4	29:48	5-13	1-2	1-6	6-6	0-1	
N 17	Syracuse					36	123	2	26	40	1	385	2	76	508	0-0	5-60	6-38.7	25:18	7-15	1-1	4-39	4-4	1-1	ESPN2
	at Mizzou (N)	L, 31-27	63,045	RV	25	41	120	1	31	31	1	364	2	72	484	0-0	8-68	6-39.7	34:42	4-13	0-0	0-0	3-3	2-3	
N 24	Mizzou					36	189	2	20	38	1	276	2	74	465	1-1	9-80	6-52.0	29:53	5-14	1-1	1-10	2-4	1-1	ESPN2
	*at Texas A&M (N)	L, 59-29	87,222	RV	9	42	237	5	35	50	1	410	3	92	647	3-0	4-31	3-39.0	30:07	12-16	0-0	1-2	8-8	1-1	

Legend — N-Night game; \*SEC Conference game. Head Coach: Gary Pinkel. Assistant Coaches: David Yost (OC/QB); Dave Stechel (DC/LB); Cornell Ford (DB); Josh Henson (Asst. OL); Andy Hill (Receivers); Brian Jones (RB); Craig Kuligowski (DL); Alex Grinch (S); Bruce Walker (Asst. OL); Mack Brown (Off. QC Grad Asst.); Del Howard (Def. QC Grad Asst.); Tyler McSparrin (Def. Grad. Asst.); Chris Morton (Def. Grad. Asst.); Munir Prince (Off. Grad. Asst.); Drew White (Off. Grad. Asst.).

SCORE/QUARTERS	1	2	3	4	OT	TOTAL	PASSING G	Effic	Comp-Att-Int	Pct	Yds	TD	Lng	Avg/G	
MIZZOU	75	58	76	77	23	309	James Franklin	9	123.59	139-234-7	59.4%	1562	10	80	173.6
Opponents	64	106	46	105	20	341	Corbin Berkstresser	10	101.39	88-177-7	49.7%	1059	5	85	105.9

TEAM STATISTICS		MU	OPP
Points Per Game		25.8	28.4
FIRST DOWNS		217	245
Rushing - Passing		95 - 114	91 - 137
Penalty		8	17
RUSHING ATTEMPTS - YARDAGE		453 - 1662	451 - 1791
Average Per Rush		3.7	4.0
Average Per Game		138.5	149.2
TDs Rushing		16	26
PASSING YARDAGE		2615	2897
Comp-Att-Int		228-414-14	261-401-7
Average Per Pass		6.3	7.2
Average Per Catch		11.5	11.1
Average Per Game		217.9	241.4
TDs Passing		15	19

TOTAL OFFENSE	G	No.	Yds	Avg	TD	Long	Avg/G
RUSHING	12	200	1102	77	1025	5.1	12.77
RECEIVING	12	46	509	11.1	3	41	42.4
Total.....	12	453	2091	429	1662	3.7	16.77

FIELD GOALS	M-A	Pct	01-19	20-29	30-39	40-49	50+	Lg	Blk
Baggett, Andrew	14-20	70.0	0-0	5-6	4-5	5-9	0-0	46	1
INTERCEPTIONS	No.	Yds	Avg	TD	Long				
Edwards, Kip	2	31	15.5	0	31				
1 INTs Each (Return Yards) —	Walker, Kenronte (49), Gooden, Zaviar (20), Bonner, Donovan (13), Ponder, Randy (11), Gaines, E.J. (0).								
KICK RETURNS	No.	Yds	Avg	TD	Long				
Murphy, Marcus	19	458	24.1	1	98				
Moe, T.J.	8	186	23.2	0	42				
McGaffie, Gahn	3	48	16.0	0	18				
Hunt, Jimmie	3	110	36.7	1	87				
Hansbrough, Russell	1	56	56.0	0	56				
Burnett, Brayden	1	6	6.0	0	6				
Total.....	35	864	24.7	2	98				
Opponents.....	45	848	18.8	0	50				

SCORING	TD	FGs	PAT	2Pt.	Rcv	Pass	DXP	Saf	Points
Baggett, Andrew	014-20	33-37	0-0	0-0	0-0	0-0	0-0	0-0	75
Lawrence, Kendial	12-0-0	0-0-0	0-0	0-0	0-0	0-0	0-0	0-0	72
Green-Beckham,D	5-0-0	0-0-0	0-0	0-0	0-0	0-0	0-0	0-0	30
Murphy, Marcus	5-0-0	0-0-0	0-0	0-0	0-0	0-0	0-0	0-0	30
Hunt, Jimmie	4-0-0	0-0-0	0-0	0-0	0-0	0-0	0-0	0-0	24
Berkstresser, Corb	3-0-0	0-0-0	0-0	0-0	0-0	0-0	0-0	0-0	18
Lucas, Marcus	3-0-0	0-0-0	0-0	0-0	0-0	0-0	0-0	0-0	18
Washington, L'Dam	2-0-0	0-0-0	0-0	0-0	0-0	0-0	0-0	0-0	12
1 TD Each (Type) —	Sasser, Bud (rec.), Gooden, Zaviar (INT ret.), Sam, Michael (fumble ret.), Moe, T.J. (rec.), Gaines, E.J. (fumble ret.).								
Total.....	3914-20	33-37	0-0	0-0	0-2	0-0	0-0	0-0	309
Opponents.....	45-9-13	40-41	0-1	1-1	1-3	0-1	341		

DEFENSE LEADERS	G	UT	AT	TT	TFL	Sack	FF	FR	PBU
Wilson, Andrew	12	44	35	79	2.5-4	0.5-2	4	1	4
Ebner, Will	11	46	29	75	10.5-34	1.0-5	1	0	1
Richardson, Shel	11	39	36	75	10.5-50	4.0-26	3	2	3
Gaines, E.J.	12	58	16	74	7.0-19	0-0	2	2	11
Walker, Kenronte	12	35	36	71	2.5-4	0-0	1	2	1
Webb, Braylon	12	36	28	64	1.5-3	0-0	0	1	0
Gooden, Zaviar	10	36	25	61	4.0-10	0-0	0	2	1
Edwards, Kip	12	34	12	46	6.0-16	0-0	0	3	5
Ponder, Randy	12	29	16	45	3.5-7	0-0	0	0	2
Bonner, Donovan	11	22	17	39	2.0-3	0-0	4	0	1
Ealy, Kony	12	17	20	37	10.0-39	3.5-28	1	0	7

PUNTING	No.	Yds	Avg	Long	TB	FC	I20	Blkd
Barrow, Trey	68	2925	43.0	69	3	20	30	1
TEAM	2	12	6.0	12	0	0	0	1
Total.....	70	2937	42.0	69	3	20	30	2
Opponents.....	75	3035	40.5	62	7	19	22	0



# 2012

## 2017 MIZZOU FOOTBALL

SCORE/QUARTERS	1	2	3	4	---	TOTAL
Southeastern Louisiana (5-6 FCS)	0	3	0	7	---	10
MIZZOU	28	0	20	14	---	62
<b>1ST</b> • MU - Moe 2 pass from Franklin (Baggett PAT) (11:08) (11-75, 3:52) MU - Gooden 20 interception return (Baggett PAT) (10:26) MU - Lawrence 76 run (Baggett PAT) (7:35) (1-76, 0:14) MU - Sam 7 fumble return (Baggett PAT) (7:19) <b>2ND</b> • SLU - Sebastian 31 FG (0:00) (9-69, 2:50) <b>3RD</b> • MU - Lawrence 1 run (Baggett PAT failed) (14:16) (3-25, 0:39) MU - Murphy 70 punt return (Baggett PAT) (4:41) MU - Hunt 10 pass from Berkstresser (Baggett PAT) (0:13) (5-39, 2:03) <b>4TH</b> • MU - Berkstresser 1 run (Baggett PAT) (11:38) (6-50, 2:27) MU - Murphy 72 punt return (Baggett PAT) (9:45) SLU - Smiley 21 pass from Stanley (Sebastian PAT) (2:32) (13-75, 7:13) <b>MU Passing</b> MU Rushing MU Receiving Franklin 13-21-0, 131, 1 TD Lawrence 10-121, 2 TDs Green-Beckham 3-32 Berkstresser 5-5-0, 60, 1 TD Franklin 6-39 Lucas 3-30 Opp. Passing Opp. Rushing Opp. Receiving Stanley 21-33-1, 165, 1 TD Chaney 14-35 Smiley 5-44, 1 TD						

SCORE/QUARTERS	1	2	3	4	---	TOTAL
Georgia (12-2)	0	9	15	17	---	41
MIZZOU	0	10	10	0	---	20
<b>2ND</b> • MU - Baggett 38 FG (12:07) (4-5, 0:59) UGA - Morgan 52 FG (5:52) (4-6, 0:35) MU - Lucas 41 pass from Franklin (Baggett PAT) (1:31) (3-63, 0:31) UGA - Brown 2 pass from Murray (Morgan PAT failed) (0:30) (5-71, 0:58) <b>3RD</b> • MU - Washington 69 pass from Franklin (Baggett PAT) (11:48) (3-70, 0:46) UGA - King 7 pass from Murray (Bennett PAT pass from Murray) (7:27) (12-75, 4:21) MU - Baggett 25 FG (2:39) (13-63, 4:41) UGA - Brown 11 pass from Murray (Morgan PAT) (0:51) (5-72, 1:41) <b>4TH</b> • UGA - Morgan 41 FG (11:17) (6-15, 2:35) UGA - Gurley 1 run (Morgan PAT) (7:33) (1-1, 0:05) UGA - Malcolm 6 run (Morgan PAT) (5:16) (3-5, 1:33) <b>MU Passing</b> MU Rushing MU Receiving Franklin 25-41-1, 269, 2 TDs Murphy 6-43 Lucas 6-88, 1 TD Lawrence 8-41 Moe 6-45 Opp. Passing Opp. Rushing Opp. Receiving Murray 22-35-1, 242, 3 TDs Gurley 10-65, 1 TD Brown 8-106, 2 TDs						

SCORE/QUARTERS	1	2	3	4	---	TOTAL
Arizona State (8-5)	0	7	0	13	---	20
MIZZOU	10	7	7	0	---	24
<b>1ST</b> • MU - Baggett 46 FG (11:25) (9-29, 3:35) MU - Berkstresser 6 run (Baggett PAT) (6:55) (4-18, 1:35) <b>2ND</b> • MU - Lawrence 7 run (Baggett PAT) (4:51) (4-18, 1:25) ASU - Foster 33 pass from Kelly (Garoutte PAT) (2:31) (7-66, 2:11) <b>3RD</b> • MU - Lawrence 1 run (Baggett PAT) (4:08) (6-33, 2:02) <b>4TH</b> • ASU - Grice 2 run (Garoutte PAT) (14:00) (9-36, 3:24) ASU - Grice 9 run (Woods PAT rush failed) (11:10) (5-59, 1:49) <b>MU Passing</b> MU Rushing MU Receiving Berkstresser 21-41-1, 198 Lawrence 16-62, 2 TDs Moe, 8-88 Barrow 1-1-0, (-6) Berkstresser 18-25, 1 TD Lucas 4-35 Green-Beckham 4-19 McGaffie 4-25 Opp. Passing Opp. Rushing Opp. Receiving Kelly 14-23-2, 178, 1 TD Kelly 15-59 Coyle 5-43						

SCORE/QUARTERS	1	2	3	4	---	TOTAL
MIZZOU	0	3	0	7	---	10
South Carolina (11-2)	0	21	7	3	---	31
<b>2ND</b> • SC - Lattimore 2 run (Yates PAT) (11:08) (2-4, 0:38) SC - Lattimore 1 run (Yates PAT) (10:14) (2-37, 0:32) MU - Baggett 22 FG (1:20) (12-76, 4:42) SC - Sanders 23 pass from Shaw (Yates PAT) (0:24) (4-50, 0:56) <b>3RD</b> • SC - Anderson 13 pass from Shaw (Yates PAT) (2:17) (10-47, 5:03) <b>4TH</b> • SC - Yates 38 FG (4:45) (12-48, 6:49) MU - Lucas 1 pass from Berkstresser (Baggett PAT) (0:17) (11-75, 4:28) <b>MU Passing</b> MU Rushing MU Receiving Franklin 11-18-0, 92 Lawrence 11-67 Lucas 8-69, 1 TD Berkstresser 7-8-0, 54, 1 TD Handsbrough 3-29 Hunt 2-34 Opp. Passing Opp. Rushing Opp. Receiving Shaw 20-21-0, 249, 2 TDs Lattimore 21-85, 2 TDs Lattimore 7-60						

SCORE/QUARTERS	1	2	3	4	---	TOTAL
MIZZOU	0	7	7	7	---	21
Central Florida (10-4)	3	7	0	6	---	16
<b>1ST</b> • UCF - Moffitt 42 FG (3:28) (10-57, 5:07) <b>2ND</b> • MU - Green-Beckham 80 pass from Franklin (Baggett PAT) (12:39) (1-80, 0:11) UCF - McDuffie 12 pass from Bortles (Moffitt PAT) (9:11) (7-86, 3:24) <b>3RD</b> • MU - Murphy 66 punt return (Baggett PAT) (7:04) <b>4TH</b> • MU - Lawrence 10 run (Baggett PAT) (9:31) (3-43, 0:40) UCF - Godfrey 18 pass from Bortles (Bortles PAT pass failed) (4:34) (5-83, 2:15) <b>MU Passing</b> MU Rushing MU Receiving Franklin 19-30-1, 257, 1 TD Lawrence 19-104, 1 TD Lucas 5-33 Hunt 1-3 Lawrence 4-50 Opp. Passing Opp. Rushing Opp. Receiving Bortles 29-43-0, 267, 2 TDs Johnson 15-93 Worton 5-56						

SCORE/QUARTERS	1	2	3	4	---	TOTAL
Vanderbilt (9-4)	2	7	0	10	---	19
MIZZOU	6	0	3	6	---	15
<b>1ST</b> • MU - Baggett 31 FG (12:44) (9-61, 2:16) MU - Baggett 28 FG (6:39) (9-62, 4:27) VANDY - Team Safety, punt snapped out of endzone <b>2ND</b> • VANDY - Stacy 4 run (Spear PAT) (3:47) (11-76, 4:22) <b>3RD</b> • MU - Baggett 22 FG (0:30) (15-88, 4:52) <b>4TH</b> • VANDY - Stacy 14 run (Fowler PAT) (13:32) (5-74, 1:51) MU - Sasser 85 pass from Berkstresser (Moe PAT pass failed) (12:11) (3-78, 1:11) VANDY - Spear 21 FG (7:20) (12-78, 4:45) <b>MU Passing</b> MU Rushing MU Receiving Berkstresser 9-30-0, 189, 1 TD Lawrence 21-92 McGaffie 5-32 Franklin 5-9-0, 56 Murphy 1-25 Lucas 4-54 Moe 0-1-0, 0 Franklin 1-23 Sasser 1-101, 1 TD Opp. Passing Opp. Rushing Opp. Receiving Rodgers 14-24-1, 182 Stacy 29-72, 2 TDs Matthews 9-91						

SCORE/QUARTERS	1	2	3	4	---	TOTAL
Alabama (13-1)	21	7	0	14	---	42
MIZZOU	0	7	3	0	---	10
<b>1ST</b> • ALA - Lacy 73 run (Shelley PAT) (14:15) (2-75, 0:45) ALA - Lacy 3 run (Shelley PAT) (6:07) (3-50, 1:12) ALA - Yeldon 1 run (Shelley PAT) (1:42) (3-17, 1:12) <b>2ND</b> • ALA - Yeldon 15 run (Shelley PAT) (8:40) (4-54, 1:58) MU - Murphy 98 kickoff return (Baggett PAT) (8:24) <b>3RD</b> • MU - Baggett 41 FG (11:50) (7-51, 3:03) <b>4TH</b> • ALA - Lacy 1 run (Shelley PAT) (8:05) (11-41, 5:59) ALA - Drake 3 run (Shelley PAT) (2:28) (7-54, 4:11) <b>MU Passing</b> MU Rushing MU Receiving Berkstresser 12-29-2, 126 Lawrence 10-37 Washington 4-72 Handsbrough 7-13 Moe 2-19 Opp. Passing Opp. Rushing Opp. Receiving McCarron 16-21-0, 171 Lacy 18-177, 3 TDs Cooper 4-41						

SCORE/QUARTERS	1	2	3	4	---	TOTAL
Kentucky (2-10)	7	3	0	0	---	10
MIZZOU	10	7	3	13	---	33
<b>1ST</b> • MU - Lawrence 5 run (Baggett PAT) (9:32) (4-25, 1:34) UK - Sanders 1 run (McIntosh PAT) (8:01) (4-50, 1:23) MU - Baggett 44 FG (1:18) (7-12, 2:44) <b>2ND</b> • UK - McIntosh 43 FG (12:17) (6-8, 2:29) MU - Lawrence 2 run (Baggett PAT) (1:32) (11-52, 4:17) <b>3RD</b> • MU - Baggett 31 FG (0:49) (9-34, 4:09) <b>4TH</b> • MU - Murphy 9 run (Baggett PAT blocked) (14:12) (2-12, 0:48) MU - Gaines 13 fumble return (Baggett PAT) (8:09) <b>MU Passing</b> MU Rushing MU Receiving Berkstresser 10-18-2, 71 Lawrence 23-108, 2 TDs Green-Beckham 7-25 Franklin 6-9-0, 16 Murphy 8-43, 1 TD McGaffie 4-40 Opp. Passing Opp. Rushing Opp. Receiving Whitlow 9-18-0, 76 Sanders 11-64, 1 TD Robinson 3-56						

SCORE/QUARTERS	1	2	3	4	---	TOTAL
MIZZOU	0	7	0	0	---	7
Florida (11-2)	0	0	7	7	---	14
<b>2ND</b> • MU - Lawrence 1 run (Baggett PAT) (6:10) (6-27, 2:27) <b>3RD</b> • FLA - Hines 36 run (Phillips PAT) (9:03) (2-40, 0:46) <b>4TH</b> • FLA - Gillislee 45 pass from Driskel (Phillips PAT) (13:32) (4-54, 1:39) <b>MU Passing</b> MU Rushing MU Receiving Franklin 24-51-4, 236 Lawrence 18-34, 1 TD Green-Beckham 6-73 Opp. Passing Opp. Rushing Opp. Receiving Driskel 12-23-0, 106, 1 TD Gillislee 16-68 Reed 3-16						

SCORE/QUARTERS	1	2	3	4	OT	OT	OT	OT	---	TOTAL
MIZZOU	7	0	14	7	7	7	6	3	---	51
Tennessee (5-7)	7	14	7	0	7	7	6	0	---	48
<b>1ST</b> • UT - Patterson 5 run (Palardy PAT) (4:08) (9-88, 3:24) MU - Hunt 87 kickoff return (Baggett PAT) (3:55) <b>2ND</b> • UT - Johnson 3 run (Palardy PAT) (9:56) (12-73, 4:57) UT - Rivera 21 pass from Bray (Palardy PAT) (4:10) (9-78, 3:16) <b>3RD</b> • MU - Lawrence 77 run (Baggett PAT) (14:38) (1-77, 0:15) UT - Howard 16 pass from Bray (Palardy PAT) (8:03) (3-30, 1:12) MU - Lawrence 1 run (Baggett PAT) (4:12) (9-65, 3:51) <b>4TH</b> • MU - Green-Beckham 25 pass from Franklin (Baggett PAT) (0:47) (11-76, 3:56) <b>OT1</b> • MU - Hunt 24 pass from Franklin (Baggett PAT) (2-25) UT - Neal 8 pass from Bray (Palardy PAT) (5:25) <b>OT2</b> • UT - Drummer 5 run (Palardy PAT) (5:25) MU - Lucas 18 pass from Franklin (Baggett PAT) (3-25) <b>OT3</b> • MU - Green-Beckham 10 pass from Franklin (PAT pass failed) (4-25) UT - Hunter 13 pass from Bray (PAT pass failed) (5-25) <b>OT4</b> • MU - Baggett 35 FG (4-8) <b>MU Passing</b> MU Rushing MU Receiving Franklin 19-32-1, 226, 4 TDs Lawrence 21-153, 2 TDs Lucas 5-51, 1 TD Barrow 0-1-0, 0 Moe 3-33 Opp. Passing Opp. Rushing Opp. Receiving Bray 37-54-0, 404, 4 TDs Neal 15-62 Rivera 10-129, 1 TD										

SCORE/QUARTERS	1	2	3	4	---	TOTAL
Syracuse (8-5)	3	7	0	21	---	31
MIZZOU	14	3	0	10	---	27
<b>1ST</b> • MU - Green-Beckham 70 pass from Franklin (Baggett PAT) (13:22) (4-87, 1:38) SVR - Krautman 44 FG (8:55) (13-52, 4:27) MU - Hunt 30 pass from Franklin (Baggett PAT) (4:48) (7-75, 4:07) <b>2ND</b> • MU - Baggett 20 FG (6:30) (10-67, 3:04) SVR - Gulley 1 run (Krautman PAT) (3:05) (11-75, 3:25) <b>4TH</b> • SVR - Lemon 13 pass from Nassib (Krautman PAT) (14:14) (6-70, 1:37) MU - Lawrence 3 run (Baggett PAT) (7:07) (6-79, 2:34) SVR - Smith 8 run (Krautman PAT) (5:33) (7-75, 1:34) MU - Baggett 46 FG (1:52) (6-22, 2:32) SVR - Lemon 17 pass from Nassib (Krautman PAT) (0:20) (7-81, 1:23) <b>MU Passing</b> MU Rushing MU Receiving Franklin 17-23-0, 279, 2 TDs Lawrence 27-119, 1 TD Washington 5-76 Berkstresser 4-8-1, 85 Hunt 1-11 Moe 5-70 Opp. Passing Opp. Rushing Opp. Receiving Nassib 26-40-1, 385, 2 TDs Gulley 15-53, 1 TD Lemon 12-244, 2 TDs						

SCORE/QUARTERS	1	2	3	4	---	TOTAL
MIZZOU	0	7	9	13	---	29
Texas A&M (11-2)	21	21	10	7	---	59
<b>1ST</b> • A&M - Michael 1 run (Bertolet PAT) (12:47) (8-83, 2:13) A&M - Malena 2 run (Bertolet PAT) (5:33) (15-87, 4:45) A&M - Michael 38 run (Bertolet PAT) (3:20) (3-64, 0:49) <b>2ND</b> • A&M - Swope 4 pass from Manziel (Bertolet PAT) (12:12) (11-89, 3:27) A&M - Evans 5 pass from Manziel (Bertolet PAT) (7:23) (11-54, 3:17) A&M - Nwachukwu 8 pass from Manziel (Bertolet PAT) (3:33) (7-68, 2:19) MU - Lawrence 4 run (Baggett PAT) (0:16) (12-79, 3:17) <b>3RD</b> • MU - Baggett 43 FG (10:43) (9-56, 4:17) A&M - Manziel 18 run (Bertolet PAT) (6:39) (12-75, 4:04) A&M - Bertolet 50 FG (3:25) (8-49, 1:44) MU - Washington 74 pass from Berkstresser (Baggett PAT failed) (2:29) (2-75, 0:56) <b>4TH</b> • MU - Berkstresser 1 run (Baggett PAT) (13:48) (8-44, 3:07) A&M - Manziel 1 run (Bertolet PAT) (12:07) (6-75, 1:41) MU - Green-Beckham 25 pass from Berkstresser (PAT blocked) (7:15) (1-25, 0:08) <b>MU Passing</b> MU Rushing MU Receiving Berkstresser 20-38-1, 276, 2 TDs Lawrence 16-87, 1 TD Washington 4-98, 1 TD Berkstresser 6-33, 1 TD Green-Beckham 4-55, 1 TD						

TD	Murphy 6-29	Lucas 4-45
Opp. Passing	Opp. Rushing	Opp. Receiving
Manziel 32-44-1, 372, 3 TDs	Manziel 12-67, 2 TDs	Evans 8-99, 1 TD

Main game log table with columns: Date, Team, Result, Attend., Rank, Ist Down, Rushing, Passing, Total Off., Fumb., Pen., Punts, Time, 3rd, 4th, Sacks, PATs, FGs, TV.

Legend — N-Night game; \*Big 12 Conference game; + at Kansas City; & Independence Bowl at Shreveport, La. Head Coach: Gary Pinkel. Assistant Coaches: David Tost (OC/QB); Dave Steckel (DC/LB); Cornell Ford (DB); Josh Henson (Asst. OL); Andy Hill (Receivers); Brian Jones (RB); Craig Kuligowski (DL); Barry Odom (S); Bruce Walker (Asst. OL); Drew White (GA-Off.); Tyler McParin (GA-Def.); Chris Morton (GA-Admin.); Munir Prince (GA-Off. Qual. Control); Del Howard (GA-Def. Qual. Control).

Summary statistics table with columns: SCORE/QUARTERS, MU, OPP, RUSHING, PASSING, FIELD GOALS, INTERCEPTIONS, KICK RETURNS, SCORING, DEFENSE LEADERS, PUNTING.

# 2011

## 2017 MIZZOU FOOTBALL

SCORE/QUARTERS	1	2	3	4	—	TOTAL
Miami, Ohio (4-8)	0	0	6	0	—	6
MIZZOU	7	3	0	7	—	17

1ST • MU - Franklin 5 run (Ressel PAT) (4:23) (11-76, 4:12)  
 2ND • MU - Ressel 38 FG (5:59) (7-35, 2:30)  
 3RD • MIA - Finklea 10 run (PAT failed) (7:55) (3-14, 1:09)  
 4TH • MU - Lucas 10 pass from Franklin (Ressel PAT) (14:55) (5-42, 1:11)  
 MU Passing MU Rushing MU Receiving  
 Franklin 17-26-1, 129, 1 TD Franklin 14-72, 1 TD Moe 6-56  
 Josey 6-43 Kemp 3-24  
 Moore 6-23 Moore 2-17  
 Opp. Passing Opp. Rushing Opp. Receiving  
 Dysert 26-39-1, 194 Finklea 19-71, 1 TD Givens 7-71

SCORE/QUARTERS	1	2	3	4	OT	—	TOTAL
MIZZOU	3	7	6	14	0	—	30
Arizona State (6-7)	7	9	7	7	0	—	37

1ST • ASU - Miles 12 pass from Osweller (Garoutte PAT) (8:14) (5-77, 2:04)  
 MU - Ressel 24 FG (3:45) (9-64, 4:20)  
 2ND • ASU - Garoutte 47 FG (13:38) (11-41, 5:01)  
 MU - Franklin 2 run (Ressel PAT) (7:48) (12-70, 5:44)  
 MU - Washington 25 pass from Franklin (Ressel PAT) (12:00) (3-32, 0:44)  
 MU - Egnew 3 pass from Franklin (Ressel PAT) (2:50) (11-58, 5:29)  
 3RD • MU - Ressel 47 FG (11:36) (8-41, 3:18)  
 MU - Ressel 19 FG (6:42) (10-89, 2:54)  
 ASU - Pflugrad 35 pass from Osweller (Garoutte PAT) (4:07) (6-65, 2:28)  
 4TH • ASU - Osweller 12 run (Garoutte PAT) (14:23) (7-60, 3:30)  
 MU - Washington 25 pass from Franklin (Ressel PAT) (12:00) (3-32, 0:44)  
 MU - Egnew 3 pass from Franklin (Ressel PAT) (2:50) (11-58, 5:29)  
 DT • ASU - Miles 11 pass from Osweller (Garoutte PAT) (5-25, 0:00)  
 MU Passing MU Rushing MU Receiving  
 Franklin 26-42-0, 319, 2 TDs Josey 9-94 Moe 6-48  
 Franklin 27-84, 1 TD Kemp 5-43  
 Moore 1-4 Lucas 4-87  
 Opp. Passing Opp. Rushing Opp. Receiving  
 Osweller 24-32-0, 353, 3 TDs Marshall 22-61 Pflugrad 8-180, 2 TDs

SCORE/QUARTERS	1	2	3	4	—	TOTAL
Western Illinois (2-9)	0	0	0	0	—	0
MIZZOU	21	21	10	17	—	69

1ST • MU - Kemp 37 pass from Franklin (Ressel PAT) (11:32) (4-44, 2:35)  
 MU - Josey 6 run (Ressel PAT) (6:51) (8-83, 2:21)  
 MU - Josey 21 run (Ressel PAT) (2:45) (6-73, 1:52)  
 2ND • MU - Moe 30 pass from Franklin (Ressel PAT) (9:36) (7-69, 2:36)  
 MU - Kemp 10 pass from Franklin (Ressel PAT) (3:06) (7-65, 2:13)  
 MU - Josey 68 run (Ressel PAT) (0:52) (3-63, 0:40)  
 3RD • MU - Culver 8 run (Ressel PAT) (4:21) (3-74, 0:34)  
 MU - Ressel 28 FG (8:02) (11-45, 3:54)  
 4TH • MU - Ressel 25 FG (10:40) (8-33, 5:26)  
 MU - Hunt 54 pass from Costello (Ressel PAT) (7:02) (4-72, 2:07)  
 MU - Gaines 44 punt return (Ressel PAT) (4:48)  
 MU Passing MU Rushing MU Receiving  
 Franklin 18-25-0, 246, 3 TDs Josey 14-263, 3 TDs Moe 4-68, 1 TD  
 Costello 2-2-0, 70, 1 TD Culver 11-86, 1 TD Washington 3-61  
 White 10-36 Kemp 2-47, 2 TDs  
 Opp. Passing Opp. Rushing Opp. Receiving  
 Hudson 4-15-1, 20 Flowers 14-28 Daughtry 2-12

SCORE/QUARTERS	1	2	3	4	—	TOTAL
MIZZOU	14	0	0	14	—	28
Oklahoma (10-3)	10	14	7	7	—	38

1ST • MU - Franklin 1 run (Ressel PAT) (11:18) (7-76, 2:07)  
 DU - Hunnicutt 26 FG (7:07) (7-43, 2:05)  
 MU - Washington 45 pass from Franklin (6:00) (3-76, 1:02)  
 DU - Broyles 24 pass from Jones (Hunnicutt PAT) (4:07) (6-80, 1:47)  
 2ND • OU - Broyles 4 pass from Jones (Hunnicutt PAT) (6:36) (10-80, 3:20)  
 DU - Jones 1 run (Hunnicutt PAT) (4:10) (6-70, 1:18)  
 3RD • OU - Whaley 3 run (Hunnicutt PAT) (6:20) (9-89, 3:20)  
 4TH • MU - Josey 48 run (Ressel PAT) (6:44) (7-89, 2:42)  
 DU - Broyles 4 pass from Jones (Hunnicutt PAT) (3:35) (7-62, 3:04)  
 MU - Franklin 1 run (Ressel PAT) (0:32) (10-73, 2:58)  
 MU Passing MU Rushing MU Receiving  
 Franklin 16-33-0, 291, 1 TD Josey 14-133, 1 TD Moe 7-119  
 Franklin 25-103, 2 TDs Kemp 3-39  
 Culver 1-3 Egnew 2-40  
 Opp. Passing Opp. Rushing Opp. Receiving  
 Jones 35-48-2, 448, 3 TDs Whaley 16-68, 1 TD Broyles 13-154, 3 TDs

SCORE/QUARTERS	1	2	3	4	—	TOTAL
MIZZOU	0	3	0	14	—	17
Kansas State (10-3)	10	0	7	7	—	24

1ST • KSU - Klein 2 run (Cantele PAT) (11:23) (6-21, 3:24)  
 KSU - Cantele 20 FG (3:19) (12-51, 6:32)  
 2ND • MU - Ressel 32 FG (9:42) (12-58, 4:31)  
 3RD • KSU - Klein 3 run (Cantele PAT) (5:50) (12-80, 6:27)  
 4TH • KSU - Klein 1 run (Cantele PAT) (11:23) (7-36, 3:37)  
 MU - Josey 2 run (Ressel PAT) (8:12) (12-79, 3:11)  
 MU - Franklin 1 run (Ressel PAT) (5:02) (8-74, 1:30)  
 MU Passing MU Rushing MU Receiving  
 Franklin 19-35-1, 214 Josey 12-55, 1 TD Egnew 8-73  
 Franklin 11-46, 1 TD Jackson 5-72  
 Egnew 1-7 Moe 3-26  
 Opp. Passing Opp. Rushing Opp. Receiving  
 Klein 11-16-1, 112 Hubert 26-126 Smith 4-29

SCORE/QUARTERS	1	2	3	4	—	TOTAL
Iowa State (6-7)	3	7	0	7	—	17
MIZZOU	21	10	14	7	—	52

1ST • MU - Franklin 1 run (Ressel PAT) (12:03) (8-50, 2:57)  
 MU - Josey 1 run (Ressel PAT) (9:05) (6-38, 2:17)  
 ISU - Guyer 26 FG (4:35) (12-64, 3:49)  
 MU - Egnew 39 pass from Franklin (1:33) (9-80, 3:02)  
 2ND • MU - Lawrence 2 run (Ressel PAT) (11:29) (8-71, 2:42)  
 ISU - Klein 78 interception return (Guyer PAT) (10:07)  
 MU - Ressel 23 FG (0:00) (8-75, 1:39)  
 3RD • MU - Moe 7 pass from Franklin (Ressel PAT) (9:07) (9-82, 3:34)  
 MU - Franklin 1 run (Ressel PAT) (5:01) (6-88, 2:06)  
 4TH • MU - Kemp 6 pass from Franklin (Ressel PAT) (14:43) (1-6, 0:04)  
 ISU - Woody 13 run (Guyer PAT) (12:41) (6-74, 1:57)  
 MU Passing MU Rushing MU Receiving  
 Franklin 20-28-2, 289, 3 TDs Josey 19-129, 1 TD Egnew 6-105, 1 TD  
 Costello 0-1-0 Franklin 11-84, 2 TDs Moe 5-58, 1 TD  
 Lawrence 16-78, 1 TD Washington 2-70  
 Opp. Passing Opp. Rushing Opp. Receiving  
 Jantz 17-32-0, 161 White 14-61 White 4-32

SCORE/QUARTERS	1	2	3	4	—	TOTAL
Oklahoma State (12-1)	14	10	14	7	—	45
MIZZOU	3	14	0	7	—	24

1ST • OSU - Harrison 27 pass from Weeden (Sharp PAT) (6:47) (9-74, 2:41)  
 MU - Ressel 26 FG (4:38) (7-72, 2:09)  
 OSU - Blackmon 8 pass from Weeden (Sharp PAT) (1:59) (10-88, 2:32)  
 2ND • OSU - Randle 13 pass from Weeden (Sharp PAT) (14:56) (5-48, 1:09)  
 MU - Lawrence 18 run (Ressel PAT) (9:05) (12-78, 5:45)  
 OSU - Sharp 36 FG (6:47) (10-54, 2:12)  
 MU - Moe 34 pass from Franklin (Ressel PAT) (2:03) (5-80, 1:52)  
 3RD • OSU - Randle 16 run (Sharp PAT) (9:28) (3-27, 0:54)  
 OSU - Randle 59 run (Sharp PAT) (0:28) (3-88, 0:58)  
 4TH • MU - Franklin 3 run (Ressel PAT) (8:04) (12-89, 3:50)  
 OSU - Randle 12 run (Sharp PAT) (0:45) (7-43, 2:53)  
 MU Passing MU Rushing MU Receiving  
 Franklin 14-27-3, 184, 1 TD Josey 25-138 Moe 6-103, 1 TD  
 Moe 1-1-0, 31 Franklin 15-55, 1 TD Egnew 4-37  
 Lawrence 8-41, 1 TD Kemp 2-32  
 Opp. Passing Opp. Rushing Opp. Receiving  
 Weeden 33-49-1, 338, 3 TDs Randle 14-138, 3 TDs Blackmon 8-54, 1 TD

SCORE/QUARTERS	1	2	3	4	OT	—	TOTAL
MIZZOU	14	3	0	14	7	—	38
Texas A&M (7-6)	7	21	0	3	0	—	31

1ST • MU - Franklin 20 run (Barrow PAT) (7:56) (9-56, 3:57)  
 A&M - Lamothe 2 pass from Tannehill (Bullock PAT) (2:26) (14-75, 5:30)  
 MU - Waters 42 pass from Franklin (Barrow PAT) (0:02) (8-81, 2:24)  
 2ND • A&M - Gray 12 pass from Tannehill (Bullock PAT) (11:07) (11-74, 3:55)  
 A&M - Swope 6 pass from Tannehill (Bullock PAT) (9:13) (4-41, 1:07)  
 A&M - Tannehill 3 run (Bullock PAT) (3:11) (11-64, 4:42)  
 MU - Barrow 26 FG (0:00) (10-66, 3:11)  
 4TH • MU - Franklin 8 run (Barrow PAT) (10:50) (3-30, 0:30)  
 MU - Josey 11 run (Barrow PAT) (7:38) (6-79, 2:05)  
 A&M - Bullock 35 FG (4:10) (11-56, 3:28)  
 OT • Lucas 11 pass from Franklin (Barrow PAT) (5:25)  
 MU Passing MU Rushing MU Receiving  
 Franklin 16-24-0, 198, 2 TDs Josey 20-162, 1 TD Lucas 5-64, 1 TD  
 Franklin 24-92, 2 TDs Egnew 4-51  
 Lawrence 5-17 Moe 4-38  
 Opp. Passing Opp. Rushing Opp. Receiving  
 Tannehill 33-53-1, 317, 3 TDs Michael 21-104 Swope 8-66, 1 TD

SCORE/QUARTERS	1	2	3	4	—	TOTAL
MIZZOU	7	7	0	25	—	39
Baylor (10-3)	0	13	15	14	—	42

1ST • MU - Josey 6 run (Barrow PAT) (8:04) (10-62, 3:07)  
 2ND • BU - Williams 6 pass from Griffin III (12:33) (12-68, 4:11)  
 MU - Josey 2 run (Barrow PAT) (3:38) (8-80, 2:26)  
 BU - Griffin III 1 run (Jones PAT blocked) (0:01) (14-80, 3:37)  
 3RD • BU - Williams 28 pass from Griffin III (Griffin III PAT rush) (13:12) (5-73, 1:48)  
 BU - Ganaway 38 run (Jones PAT) (1:24) (2-51, 0:26)  
 4TH • MU - Barrow 30 FG (13:46) (8-46, 2:38)  
 BU - Reese 68 pass from Griffin III (Jones PAT) (8:22) (4-82, 1:36)  
 MU - Lucas 24 pass from Franklin (Lawrence PAT rush) (7:05) (5-67, 1:17)  
 BU - Ganaway 80 run (Jones PAT) (6:53) (1-80, 0:12)  
 MU - Moe 17 pass from Franklin (Barrow PAT) (3:55) (11, 80, 2:58)  
 MU - Washington 15 pass from Franklin (Barrow PAT) (1:59) (7-87, 1:34)  
 MU Passing MU Rushing MU Receiving  
 Franklin 33-46-0, 325, 3 TDs Josey 15-132, 2 TDs Egnew 12-69  
 Franklin 16-67 Lucas 4-80, 1 TD  
 Lawrence 9-44 Washington 4-52, 1 TD  
 Opp. Passing Opp. Rushing Opp. Receiving  
 Griffin III 27-41-0, 406, 3 TDs Ganaway 12-186, 2 TDs Reese 7-163, 1 TD

SCORE/QUARTERS	1	2	3	4	—	TOTAL
Texas (8-5)	3	0	2	0	—	5
MIZZOU	0	14	3	0	—	17

1ST • UT - Tucker 27 FG (8:32) (12-78, 4:39)  
 2ND • MU - Franklin 2 run (Barrow PAT) (8:46) (9-83, 3:19)  
 MU - Lawrence 35 run (Barrow PAT) (4:43) (4-69, 1:54)  
 3RD • MU - Barrow 19 FG (7:15) (4-[-1], 1:28)  
 UT - Safety, punt blocked out of endzone (3:31)  
 MU Passing MU Rushing MU Receiving  
 Franklin 18-26-0, 186 Lawrence 18-106, 1 TD Moe 5-74  
 Franklin 13-33, 1 TD Egnew 3-30  
 Josey 11-19 Jackson 3-28  
 Opp. Passing Opp. Rushing Opp. Receiving  
 Ash 13-29-1, 158 Hills 11-35 Davis 4-31

SCORE/QUARTERS	1	2	3	4	—	TOTAL
Texas Tech (5-7)	14	3	10	0	—	27
MIZZOU	0	10	7	14	—	31

1ST • TECH - Marquez 1 run (Carona PAT) (10:51) (9-57, 2:01)  
 TECH - Doege 3 run (Carona PAT) (1:25) (13-80, 3:57)  
 2ND • MU - Franklin 5 run (Barrow PAT) (4:59) (10-90, 3:40)  
 TECH - Carona 48 FG (0:27) (11-49, 4:32)  
 MU - Barrow 39 FG (0:00) (3-36, 0:21)  
 3RD • TECH - Carona 33 FG (9:15) (14-63, 5:45)  
 MU - Egnew 5 pass from Franklin (Barrow PAT) (4:43) (9-70, 4:28)  
 TECH - Moore 24 pass from Doege (Carona PAT) (0:01) (12-77, 4:38)  
 4TH • MU - Lucas 7 pass from Franklin (Barrow PAT) (12:03) (7-63, 2:57)  
 MU - Franklin 9 run (Barrow PAT) (2:22) (10-89, 3:44)  
 MU Passing MU Rushing MU Receiving  
 Franklin 13-20-0, 172, 2 TDs Franklin 20-152, 2 TDs Lucas 4-68, 1 TD  
 Lawrence 15-94 Lawrence 3-13  
 Moore 7-79 Kemp 2-42  
 Opp. Passing Opp. Rushing Opp. Receiving  
 Doege 37-53-1, 315, 1 TD Crawford 14-70 Moore 9-88, 1 TD

SCORE/QUARTERS	1	2	3	4	—	TOTAL
MIZZOU	0	3	14	7	—	24
Kansas (2-10)	0	10	0	—	—	10

2ND • KU - Doherty 33 FG (12:31) (4-[-1], 1:43)  
 KU - McDougald 57 interception return (Mueller PAT) (10:36)  
 MU - Barrow 23 FG (5:15) (12-59, 5:15)  
 3RD • MU - Lawrence 2 run (Barrow PAT) (12:44) (3-14, 0:57)  
 MU - Kemp 25 pass from Franklin (Barrow PAT) (5:34) (9-93, 3:10)  
 4TH • MU - Lucas 53 pass from Franklin (Barrow PAT) (14:52) (5-82, 2:16)  
 MU Passing MU Rushing MU Receiving  
 Franklin 13-21-3, 180, 2 TDs Lawrence 17-63, 1 TD Jackson 3-46  
 Franklin 17-45 Moe 3-20  
 Moore 7-33 Kemp 2-29, 1 TD  
 Opp. Passing Opp. Rushing Opp. Receiving  
 Webb 9-20-2, 60 Sims 15-35 Pierson 2-31

SCORE/QUARTERS	1	2	3	4	—	TOTAL
MIZZOU	14	17	7	3	—	41
North Carolina (7-6)	7	3	7	7	—	24

1ST • UNC - Jones 22 pass from Renner (Moore PAT) (12:12) (6-51, 2:48)  
 MU - Kemp 40 pass from Moe (Barrow PAT) (10:06) (5-58, 2:06)  
 MU - Franklin 2 run (Barrow PAT) (2:15) (10-80, 3:56)  
 2ND • MU - Barrow 31 FG (11:11) (10-81, 3:36)  
 MU - Jackson 8 pass from Franklin (5:13) (7-40, 3:59)  
 MU - Lawrence 9 run (Barrow PAT) (1:58) (7-59, 3:02)  
 UNC - Moore 21 FG (0:00) (11-59, 1:58)  
 3RD • UNC - Boyd 44 pass from Renner (Moore PAT) (4:22) (5-77, 2:43)  
 MU - Franklin 2 run (Barrow PAT) (1:56) (5-34, 2:26)  
 4TH • MU - Barrow 26 FG (6:22) (11-61, 4:35)  
 UNC - Highsmith 17 pass from Renner (4:08) (6-62, 2:14)  
 MU Passing MU Rushing MU Receiving  
 Franklin 15-23-1, 132, 1 TD Franklin 18-142, 2 TDs Washington 3-47  
 Moe 1-2-0, 40, 1 TD Lawrence 16-108, 1 TD Egnew 3-39  
 Costello 1-1-0, 4 Moore 10-59 Kemp 2-48, 1 TD  
 Opp. Passing Opp. Rushing Opp. Receiving  
 Renner 27-42-1, 317, 3 TDs Bernard 13-31 Highsmith 8-77, 1 TD



Date	Team	Result	Attend.	Rank	Ist	Rushing			Passing			Total Off.		Fumb.	Pen.	Punts	Time	3rd	4th	Sacks	PATs	FGs	TV		
					Down	Att.	Yds.	TD	Comp.	Att.	INT	Yds.	TD	No.	Yds.	#-Lost	#-Yds.	#-Avg.	Poss.	Down	Down	#-Yds.	#-Att.	#-Att.	
S 4	*vs. Illinois Mizzou	W, 23-13	58,060	RV	16 23	41 200	0 0	9-23-3 34-48-0	81 277	1 2	64 379	1-1 1-1	7-44 5-40.0	29:59 30:01	5-12 9-18	0-1 0-0	1-14 2-9	1-1 2-2	1-1 2-2	2-2 3-4					FSN
S 11	McNeese State (I-AA) at Mizzou (N)	W, 50-6	55,582	RV	18 21	33 30	65 193	0 5	21-31-3 32-39-0	180 245	1 1	64 69	245 438	4-2 2-2	5-71 8-85	4-29.8 3-42.3	30:48 29:12	6-15 4-10	1-2 0-0	2-11 3-21	0-1 6-6	0-1 2-2	0-1 2-2		PPV
S 18	San Diego State at Mizzou (N)	W, 27-24	56,050	RV	17 25	33 27	250 89	0 2	20-44-1 28-51-2	190 351	1 1	77 78	440 440	0-0 4-1	10-56 8-45.4	10-45.6 28:02	31:58 5-16	6-18 0-0	0-1 1-1	3-3 3-3	101 2-2				PPV
S 18	Miami (Ohio) at Mizzou	W, 51-13	60,329	RV	19 25	34 38	70 236	0 5	25-34-1 17-23-1	246 233	1 1	68 61	316 469	5-2 0-0	7-67 9-91	3-36.7 1-40.0	34:54 25:06	8-16 3-9	1-2 1-2	3-13 6-7	1-1 6-7	1-1 1-1	2-3 1-1		
O 9	*Colorado at Mizzou (N)	W, 26-0	62,965	24	18	26 32	61 119	0 0	31-46-1 20-33-1	250 226	3 3	72 65	311 345	1-0 1-1	8-66 2-17	5-32.2 5-44.4	32:38 27:22	7-17 6-15	0-3 1-1	1-5 4-24	0-0 3-3	0-2 1-1			FSN
O 16	Mizzou *at Texas A&M	W, 30-9	83,453	21	22	25 33	56 57	0 0	31-47-0 27-48-0	362 322	3 1	72 81	417 379	2-0 1-0	4-20 8-46	6-43.3 7-38.3	28:00 32:00	3-12 6-19	0-1 1-4	7-46 2-21	3-4 0-0	1-1 1-1			FSN
O 23	*Oklahoma at Mizzou (N)	W, 36-27	71,004	18	26	39 39	178 178	2 2	30-42-0 30-42-0	308 308	1 1	81 81	486 486	3-2 3-2	9-77 6-35.8	6-35.8 38:26	6-16 1-1	1-1 1-3	3-3 3-3	3-3 3-3					ABC
O 30	Mizzou *at Nebraska	L, 31-17	85,907	7	21	34 47	142 328	3 3	18-42-1 7-12-0	199 126	1 1	76 59	341 454	1-0 2-0	7-40 6-53	8-43.8 5-41.6	29:11 30:49	7-19 2-11	1-1 1-1	3-14 6-44	2-2 4-4	1-2 1-2			ABC
N 6	Mizzou *at Texas Tech (N)	L, 24-17	55,667	14	14	31 51	260 198	2 0	12-30-0 30-50-1	95 287	0 3	61 101	355 485	1-1 1-1	6-57 6-57	8-53.9 7-35.7	20:19 39:41	1-12 10-23	0-2 1-1	2-20 1-9	2-2 3-3	1-1 1-2			ABC
N 13	*Kansas State at Mizzou	W, 38-28	63,310	20	22	44 38	187 232	2 2	15-26-1 17-26-1	235 208	2 2	70 64	422 440	4-3 1-0	6-54 8-60	5-41.4 5-37.8	31:22 28:38	8-15 3-8	2-2 0-1	2-10 4-34	2-2 5-5	0-0 1-1			FSN
N 20	Mizzou *at Iowa State (N)	W, 14-0	41,776	15	17	41 44	134 152	0 0	16-26-0 14-32-0	172 180	0 0	67 76	306 332	1-0 3-1	3-25 5-36	8-36.9 3-38.7	31:33 28:27	6-16 9-19	1-1 1-5	3-19 0-0	2-2 0-0	0-0 0-2			FSN
N 27	+vs.*Kansas Mizzou	W, 35-7	55,788	15	21	36 46	96 218	1 5	7-24-3 16-26-2	45 179	0 0	60 72	141 397	0-0 0-0	2-15 9-117	5-41.4 4-42.0	26:53 33:07	4-15 9-16	1-3 1-1	4-7 5-41	1-1 5-5	0-1 0-0			FSN
D 28	Mizzou \$vs. Iowa(N)	L, 27-24	53,453	14	32	29 37	78 225	2 2	41-57-2 11-21-2	434 200	0 0	86 58	512 425	3-0 0-0	5-48 3-19	4-42.0 3-44.7	29:49 29:23	8-15 6-11	0-1 0-0	0-0 2-16	3-3 3-3	1-2 2-2			ESPN

Legend — ^: at St. Louis; N-Night game; \*Big 12 Conference game; +: at Kansas City; &-Insight Bowl at Tempe, Ariz. Head Coach: Gary Pinkel. Assistant Coaches: David Yost (OCQB); Dave Steckel (DC/LB); Cornell Ford (DB); Josh Henson (Asst. OL); Andy Hill (Receivers); Brian Jones (RB); Craig Kuligowski (DL); Barry Odom (G); Bruce Walker (Asst. OL); Brandon Barnes (GA-Off); Marcus Tokeley (GA-Def); Tyler McSparrin (GA-Admin); Drew White (GA-Off. Qual. Control); Del Howard (GA-Def).

SCORE/QUARTERS	1	2	3	4	OT	TOTAL	PASSING	G	Effic	Cmp-Att-Int	Pct	Yds	TD	Lng	Avg/G
MIZZOU	108	108	108	64	0	388	Gabbert, Blaine	13	127.04	301-475-9	63.4	3,186	16	68	245.1
Opponents	51	58	44	56	0	209	James Franklin	10	151.46	11-14-1	78.6	106	1	27	10.6

TEAM STATISTICS	MU	OPP
Points Per Game	29.8	16.1
FIRST DOWNS	287	248
Rushing - Passing	108 - 162	101 - 126
Penalty	17	21
RUSHING ATTEMPTS - YARDAGE	439 - 2033	484 - 1988
Average Per Rush	4.6	4.1
Average Per Game	156.4	152.9
TDs Rushing	28	12
PASSING YARDAGE	3292	2645
Comp-Att-Int	312-490-10	249-441-18
Average Per Pass	6.7	6.0
Average Per Catch	10.6	10.6
Average Per Game	253.2	203.5
TDs Passing	17	13
TOTAL OFFENSE	5325	4633
Average Per Play	5.7	5.0
Average Per Game	409.6	356.4
KICK RETURNS: #-YARDS	33-696	66-1447
PUNT RETURNS: #-YARDS	26-158	24-95
INT RETURNS: #-YARDS	18-359	10-131
KICK RETURN AVERAGE	21.1	21.9
PUNT RETURN AVERAGE	6.1	4.0
FUMBLES-LOST	20-8	24-11
PENALTIES-YARDS	79-747	80-614
Average Per Game	57.5	47.2
PUNTS-YARDS	71-3028	67-2710
Average Per Punt	42.6	40.4
Net punt average	39.1	36.9
TIME OF POSSESSION/GAME	29:08	30:48
3RD-DOWN CONVERSIONS	70-182	81-203
3rd-Down Pct	38%	40%
4TH-DOWN CONVERSIONS	6-12	9-25
4th-Down Pct	50%	36%
SACKS BY-YARDS	38-250	22-140
TOUCHDOWNS SCORED	48	26
FIELD GOALS-ATTEMPTS	17-19	10-20
RED-ZONE SCORES	47-54 (87%)	20-35 (57%)
RED-ZONE TOUCHDOWNS	32-54 (59%)	14-35 (40%)
PAT-ATTEMPTS	45-47 (96%)	21-22 (95%)
ATTENDANCE	369240	266803
Games/Avg Per Game	6/61540	4/66701
Neutral Site Games		3/55767

RUSHING	GP	Att	Gain	Loss	Net	Avg	TD Long	Avg/G
Moore, De'Vion	13	99	543	26	517	5.2	8 39	39.8
Josey, Henry	13	76	461	24	437	5.8	5 62	33.6
Lawrence, Kendial	12	73	441	19	422	5.8	4 71	35.2
Gabbert, Blaine	13	112	436	204	232	2.1	5 32	17.8
Murphy, Marcus	12	22	185	4	181	8.2	2 69	15.1
Franklin, James	10	23	122	6	116	5.0	2 34	11.6
Moe, T.J.	13	12	82	1	81	6.8	1 21	6.2
Barrow, Trey	13	1	26	0	26	26.0	0 26	2.0
Jackson, Jerrell	12	4	22	0	22	5.5	1 9	1.8
Grabner, Matt	13	1	15	0	15	15.0	0 15	1.2
Kemp, Wes	13	1	9	0	9	9.0	0 9	0.7
Culver, Jared	13	1	2	0	2	2.0	0 2	0.2
Total.....	13	439	2344	311	2033	4.6	28 71	156.4
Opponents.....	13	484	2372	384	1988	4.1	12 93	152.9

RECEIVING	G	No.	Yds	Avg	TD Long	Avg/G
Moe, T.J.	13	92	1045	11.4	6 68	80.4
Egnew, Michael	13	90	762	8.5	5 29	58.6
Jackson, Jerrell	12	50	656	13.1	3 38	54.7
Kemp, Wes	13	39	420	10.8	3 35	32.3
Gerau, Brandon	12	7	120	17.1	0 28	10.0
McGaffie, Gahn	13	6	40	6.7	0 19	3.1
Woodland, Rolandis	13	5	97	19.4	0 51	7.5
Lawrence, Kendial	12	5	56	11.2	0 24	4.7
Washington, L.	12	5	35	7.0	0 11	2.9
Josey, Henry	13	4	19	4.8	0 9	1.5
Lucas, Marcus	10	3	23	7.7	0 11	2.3
Moore, De'Vion	13	3	7	2.3	0 5	0.5
Murphy, Marcus	12	2	5	2.5	0 5	0.4
Jones, Andrew	10	1	7	7.0	0 7	0.7
Total.....	13	312	3292	10.6	17 68	253.2
Opponents.....	13	249	2645	10.6	13 60	203.5

PUNT RETURNS	No.	Yds	Avg	TD Long
Gettis, Carl	24	146	6.1	0 31
Total.....	26	158	6.1	0 31
Opponents.....	24	95	4.0	0 25

PUNTING	No.	Yds	Avg	Long	TB	FC	120	Blkd
Grabner, Matt	69	2938	42.6	71	8	14	29	0
Barrow, Trey	2	90	45.0	49	0	1	2	0
Total.....	71	3028	42.6	71	8	15	31	0
Opponents.....	67	2710	40.4	67	4	18	17	1

FIELD GOALS	M-A	Pct	01-19	20-29	30-39	40-49	50+	Lg	Blk
Ressel, Grant	17-19	89.5	0-0	7-7	8-9	1-1	1-2	50	0
OPPONENTS	10-20	50.0	0-0	5-6	1-3	3-8	1-3	52	1

INTERCEPTIONS	No.	Yds	Avg	TD Long
Rutland, Kevin	3	64	21.3	0 25
2 INTs Each (Return Yards) —	Jackson, Kenji (48), Gettis, Carl (33), Harrison, Jarrell (27), Gooden, Zavier (10), Gachkar, Andrew (8), Simmons, Jasper (0).			
1 INT Each —	Sam, Michael (62), Smith, Aldon (58), Edwards, Kip (49).			

KICK RETURNS	No.	Yds	Avg	TD Long
Murphy, Marcus	24	475	19.8	0 39
McGaffie, Gahn	3	125	41.7	1 86
Josey, Henry	1	20	20.0	0 20
Total.....	33	696	21.1	1 86
Opponents.....	66	1447	21.9	0 77

SCORING	TD	FGs	PAT	2Pt	Rcv	Pass	DXP	Saf	Points
Ressel, Grant	017-19	45-47	0-0	0-0	0	0-0	0	0	96
Moore, De'Vion	8	0-0	0-0	0-0	0	0-0	0	0	48
Moe, T.J.	7	0-0	0-0	0-0	0	0-0	0	0	42
Josey, Henry	5	0-0	0-0	0-0	0	0-0	0	0	30
Egnew, Michael	5	0-0	0-0	0-0	0	0-0	0	0	30
Gabbert, Blaine	5	0-0	0-0	0-1	0	0-0	0	0	30
Jackson, Jerrell	4	0-0	0-0	0-0	0	0-0	0	0	24
Lawrence, Kendial	4	0-0	0-0	0-0	0	0-0	0	0	24
Kemp, Wes	3	0-0</							

# 2010

## 2017 MIZZOU FOOTBALL

SCORE/QUARTERS	1	2	3	4	—	TOTAL
Illinois (7-6)	3	10	0	0	—	13
MIZZOU	0	3	7	13	—	23
<b>1ST • ILL - Dimke 21 FG (4:48) (17-64, 9:14)</b>						
<b>2ND • MU - Ressel 33 FG (6:56) (12-45, 5:26)</b>						
<b>ILL - Jenkins 13 pass from Scheelhaase (Dimke PAT) (2:10) (8-82, 4:46)</b>						
<b>ILL - Dimke 52 FG (0:00) (6-34, 0:45)</b>						
<b>3RD • MU - Moe 7 pass from Gabbert (Ressel PAT) (9:38) (10-77, 3:22)</b>						
<b>4TH • MU - Egnew 6 pass from Gabbert (Ressel PAT) (13:26) (10-69, 4:17)</b>						
<b>MU - Ressel 27 FG (7:21) (8-37, 2:02)</b>						
<b>MU - Ressel 34 FG (0:27) (4-5, 1:41)</b>						
MU Passing	MU Rushing	MU Receiving				
Gabbert 34-48-0, 281, 2 TDs	Moore 16-78 Lawrence 7-20 Josey 1-10	Moe 13-101, 1 TD Egnew 10-60, 1 TD Jackson 4-50				
Opp. Passing	Opp. Rushing	Opp. Receiving				
Scheelhaase 9-23-3, 81, 1 TD	Leshoure 20-112	Fayson 4-20				

SCORE/QUARTERS	1	2	3	4	—	TOTAL
McNeese State (6-5)	0	0	0	6	—	6
MIZZOU	14	19	17	0	—	50
<b>1ST • MU - Josey 6 run (Ressel PAT) (12:02) (8-76, 2:58)</b>						
<b>MU - Josey 6 run (Ressel PAT) (6:38) (9-64, 3:58)</b>						
<b>2ND • MU - Josey 62 run (Ressel PAT) (13:58) (4-75, 1:13)</b>						
<b>MU - Moore 9 run (Ressel PAT) (11:32) (3-36, 1:10)</b>						
<b>MU - Sam, Michael safety (10:03)</b>						
<b>MU - Ressel 27 FG (0:20) (11-34, 3:49)</b>						
<b>3RD • MU - Ressel 32 FG (12:56) (4-1, 0:59)</b>						
<b>MU - Jackson 24 pass from Gabbert (Ressel PAT) (11:54) (3-23, 0:50)</b>						
<b>MU - Franklin 8 run (Ressel PAT) (0:27) (8-40, 2:45)</b>						
<b>4TH • MCNEESE - Briscoe 15 pass from Stroud (PAT failed) (11:36) (8-65, 3:43)</b>						
MU Passing	MU Rushing	MU Receiving				
Gabbert 26-31-0, 220, 1 TD Franklin 6-8-0, 25	Josey 7-112, 3 TDs Murphy 9-33 Moore 6-32	Moe 10-79 Egnew 6-52 Washington 4-24				
Opp. Passing	Opp. Rushing	Opp. Receiving				
Bower 11-19-3, 99	Anderson 7-47	Clark 4-41				

SCORE/QUARTERS	1	2	3	4	—	TOTAL
San Diego State (9-4)	7	7	0	10	—	24
MIZZOU	10	7	3	7	—	27
<b>1ST • MU - Moore 17 run (Ressel PAT) (11:44) (9-80, 3:16)</b>						
<b>SDSU - Kazee 11 run (Perez PAT) (7:34) (10-80, 4:10)</b>						
<b>MU - Ressel 34 FG (0:26) (7-20, 2:08)</b>						
<b>2ND • MU - Gabbert 11 run (1:00) (8-78, 2:01)</b>						
<b>SDSU - Hillman 75 run (Perez PAT) (0:19) (3-79, 0:35)</b>						
<b>3RD • MU - Ressel 38 FG (6:52) (12-75, 4:56)</b>						
<b>4TH • SDSU - Hillman 93 run (10:55) (2-94, 0:56)</b>						
<b>SDSU - Perez 25 FG (2:03) (6-37, 2:51)</b>						
<b>MU - Moe 68 pass from Gabbert (0:51) (2-88, 0:31)</b>						
MU Passing	MU Rushing	MU Receiving				
Gabbert 28-51-2, 351, 1 TD	Josey 10-36 Moore 6-34, 1 TD Lawrence 3-29	Egnew 13-145 Moe 7-119, 1 TD Jackson 4-47				
Opp. Passing	Opp. Rushing	Opp. Receiving				
Lindley 20-44-1, 190	Hillman 23-228, 2 TDs	Sampson 6-81				

SCORE/QUARTERS	1	2	3	4	—	TOTAL
Miami (Ohio) (10-4)	0	3	3	7	—	13
MIZZOU	21	7	23	0	—	51
<b>1ST • MU - Gettis 19 fumble return (Ressel PAT) (14:52)</b>						
<b>MU - Lawrence 39 run (Ressel PAT) (8:33) (5-94, 2:03)</b>						
<b>MU - Josey 28 run (Ressel PAT) (1:55) (8-71, 3:09)</b>						
<b>2ND • MU - Moore 7 run (Ressel PAT) (9:59) (4-38, 1:35)</b>						
<b>MIA - Cook 23 FG (6:28) (8-73, 3:23)</b>						
<b>3RD • MU - Kemp 33 pass from Gabbert (PAT kick failed) (13:56) (3-71, 1:00)</b>						
<b>MU - Ressel 50 FG (8:30) (8-13, 3:16)</b>						
<b>MU - Gabbert 1 run (Ressel PAT) (6:12) (6-13, 2:09)</b>						
<b>MIA - Cook 40 FG (3:16) (7-39, 2:49)</b>						
<b>MU - Murphy 1 run (Ressel PAT) (0:36) (6-81, 2:33)</b>						
<b>4TH • MIA - Rogers 12 pass from Boucher (Cook PAT) (1:40) (15-98, 7:51)</b>						
MU Passing	MU Rushing	MU Receiving				
Gabbert 15-21-1, 187, 1 TD Franklin 2-2-0, 46	Lawrence 6-63, 1 TD Josey 8-55, 1 TD Murphy 4-48, 1 TD	Moe 7-95 Egnew 4-41 Kemp 3-43, 1 TD				
Opp. Passing	Opp. Rushing	Opp. Receiving				
Dysert 20-27-1, 178	Woods 11-40	Robinson 10-99				

SCORE/QUARTERS	1	2	3	4	—	TOTAL
Colorado (5-7)	0	0	0	0	—	0
MIZZOU	5	14	0	7	—	26
<b>1ST • MU - Safety, intentional grounding in endzone (7:52)</b>						
<b>MU - Ressel 47 FG (2:06)</b>						
<b>2ND • MU - Jackson 30 pass from Gabbert (Ressel PAT) (10:40) (7-77, 3:22)</b>						
<b>MU - Egnew 10 pass from Gabbert (Ressel PAT) (0:58) (15-97, 5:31)</b>						
<b>4TH • MU - Egnew 7 pass from Franklin (Ressel PAT) (9:24) (8-70, 4:02)</b>						
MU Passing	MU Rushing	MU Receiving				
Gabbert 17-29-0, 191, 2TDs Franklin 3-4-1, 35, 1 TD	Franklin 4-37 Barrow 1-26 Murphy 2-15	Moe 7-85 Egnew 6-52, 2 TDs Kemp 4-38				
Opp. Passing	Opp. Rushing	Opp. Receiving				
Hawkins 16-25-1, 133	Stewart 18-94	Clemons 6-48				

SCORE/QUARTERS	1	2	3	4	—	TOTAL
MIZZOU	6	10	14	0	—	30
Texas A&M (9-4)	0	0	3	6	—	9
<b>1ST • MU - Kemp 5 pass from Gabbert (PAT blocked) (5:28) (6-57, 2:33)</b>						
<b>2ND • MU - Lawrence 2 run (Ressel PAT) (6:38) (12-77, 5:43)</b>						
<b>MU - Ressel 21 FG (0:05) (9-59, 1:31)</b>						
<b>3RD • MU - Kemp 10 pass from Gabbert (Ressel PAT) (7:25) (6-76, 1:45)</b>						
<b>A&amp;M - Bullock 24 FG (2:32) (12-64, 4:53)</b>						
<b>MU - Moe 20 pass from Gabbert (Ressel PAT) (0:14) (6-56, 2:18)</b>						
<b>4TH • A&amp;M - Fuller 26 pass from Johnson (PAT pass failed) (8:37) (7-82, 3:01)</b>						
MU Passing	MU Rushing	MU Receiving				
Gabbert 31-47-0, 361, 3 TDs	Lawrence 11-44, 1 TD Josey 5-29 Moore 4-4	Kemp 10-89, 2 TDs Egnew 10-87 Moe 6-110, 1 TD				
Opp. Passing	Opp. Rushing	Opp. Receiving				
Johnson 27-48-0, 322, 1 TD	Michael 14-52	Fuller 5-63, 1 TD				

SCORE/QUARTERS	1	2	3	4	—	TOTAL
Oklahoma (12-2)	7	7	7	6	—	27
MIZZOU	7	10	3	16	—	36
<b>1ST • MU - McGaffie 86 kickoff return (Ressel PAT) (14:46)</b>						
<b>OU - Stills 27 pass from Jones (Stevens PAT) (12:28) (4-45, 1:13)</b>						
<b>2ND • MU - Moore 1 run (Ressel PAT) (14:31) (6-28, 2:01)</b>						
<b>OU - Murray 4 pass from Jones (Stevens PAT) (4:08) (14-89, 4:46)</b>						
<b>MU - Ressel 36 FG (0:00) (9-41, 0:01)</b>						
<b>3RD • MU - Ressel 30 FG (6:36) (12-68, 5:30)</b>						
<b>OU - Hanna 3 pass from Jones (Stevens PAT) (2:48) (12-69, 3:43)</b>						
<b>4TH • MU - Jackson 38 pass from Gabbert (PAT rush failed) (12:43) (5-72, 2:01)</b>						
<b>MU - Ressel 23 FG (9:44) (6-17, 2:48)</b>						
<b>OU - Franklin 3 run (Ressel PAT) (6:36) (5-76, 2:21)</b>						
<b>MU - Millard 2 run (PAT pass failed) (6:06) (11-15, 0:13)</b>						
MU Passing	MU Rushing	MU Receiving				
Gabbert 30-42-0, 308, 1 TD	Moore 10-73, 1 TD Josey 14-64 Gabbert 8-26	Jackson 9-139, 1 TD Egnew 7-8 Kemp 4-71				
Opp. Passing	Opp. Rushing	Opp. Receiving				
Jones 32-50-2, 303, 3 TDs	Finch 9-59	Broyles 8-110				

SCORE/QUARTERS	1	2	3	4	—	TOTAL
MIZZOU	0	7	10	0	—	17
Nebraska (10-4)	24	0	7	0	—	31
<b>1ST • MU - Helu Jr. 66 run (Henry PAT) (13:46) (1-66, 0:10)</b>						
<b>MU - Henry 41 FG (9:37) (7-41, 2:38)</b>						
<b>MU - Reed 40 pass from Martinez (Henry PAT) (5:17) (5-76, 2:34)</b>						
<b>MU - Helu Jr. 73 run (Henry PAT) (2:46) (1-73, 0:11)</b>						
<b>2ND • MU - Moore 33 run (Ressel PAT) (11:27) (6-53, 2:13)</b>						
<b>3RD • MU - Moe 23 pass from Gabbert (Ressel PAT) (7:30) (12-78, 4:20)</b>						
<b>MU - Helu Jr. 53 run (Henry PAT) (6:38) (2-57, 0:45)</b>						
<b>MU - Ressel 23 FG (1:35) (15-75, 5:03)</b>						
MU Passing	MU Rushing	MU Receiving				
Gabbert 18-42-1, 199, 1 TD	Gabbert 22-74 Moore 6-55, 1 TD Lawrence 2-7	Egnew 7-70 Moe 5-71, 1 TD Jackson 2-19				
Opp. Passing	Opp. Rushing	Opp. Receiving				
Martinez 6-9-0, 115, 1 TD	Helu Jr. 28-307, 3 TDs	Reed 2-51, 1 TD				

SCORE/QUARTERS	1	2	3	4	—	TOTAL
MIZZOU	14	3	0	0	—	17
Texas Tech (8-5)	3	7	14	0	—	24
<b>1ST • MU - Murphy 69 run (Ressel PAT) (13:57) (3-80, 1:03)</b>						
<b>MU - Lawrence 71 run (Ressel PAT) (8:36) (2-80, 0:38)</b>						
<b>TECH - Williams 42 FG (6:39) (8-29, 1:57)</b>						
<b>2ND • MU - Ressel 27 FG (5:10) (8-84, 2:10)</b>						
<b>TECH - Lewis 8 pass from Potts (Williams PAT) (0:15) (16-82, 4:55)</b>						
<b>3RD • TECH - Leong 16 pass from Potts (Williams PAT) (12:40) (6-70, 2:20)</b>						
<b>TECH - Leong 5 pass from Potts (Williams PAT) (6:46) (12-85, 5:54)</b>						
MU Passing	MU Rushing	MU Receiving				
Gabbert 12-30-0, 95	Lawrence 6-96, 1 TD Murphy 3-74, 1 TD Moore 8-40	Moe 7-62 Egnew 3-16 Jackson 1-11				
Opp. Passing	Opp. Rushing	Opp. Receiving				
Potts 19-28-1, 188, 3 TDs	Batch 28-134	Leong 9-123, 2 TDs				

SCORE/QUARTERS	1	2	3	4	—	TOTAL
Kansas State (7-6)	0	14	0	14	—	28
MIZZOU	7	14	10	7	—	38
<b>1ST • MU - Moe 25 pass from Gabbert (Ressel PAT) (5:37) (7-63, 3:46)</b>						
<b>2ND • KSU - Thomas 1 run (Cherry PAT) (14:21) (5-41, 1:59)</b>						
<b>MU - Gabbert 32 run (Ressel PAT) (11:44) (7-70, 2:31)</b>						
<b>KSU - Thomas 3 run (Cherry PAT) (7:30) (8-84, 4:07)</b>						
<b>MU - Jackson 9 run (Ressel PAT) (4:12) (8-66, 3:12)</b>						
<b>3RD • MU - J. Smith 53 fumble return (Ressel PAT) (5:34)</b>						
<b>MU - Ressel 33 FG (2:57) (5-29, 2:25)</b>						
<b>4TH • MU - Moe 4 pass from Gabbert (Ressel PAT) (14:25) (4-77, 1:31)</b>						
<b>KSU - Hilburn 35 pass from Klein (Thomas PAT rush) (6:55) (9-86, 4:36)</b>						
<b>KSU - Quarles 26 pass from Coffman (PAT pass failed) (1:11) (12-80, 3:17)</b>						
MU Passing	MU Rushing	MU Receiving				
Gabbert 17-25-1, 208, 2 TDs Moe 0-1-0	Gabbert 14-99, 1 TD Moore 9-47 Moe 2-32	Egnew 5-55 Moe 5-36, 2 TDs Jackson 4-45				
Opp. Passing	Opp. Rushing	Opp. Receiving				
Coffman 11-19-1, 170, 1 TD	Klein 18-141	Quarles 9-133, 1 TD				

SCORE/QUARTERS	1	2	3	4	—	TOTAL
MIZZOU	7	0	0	7	—	14
Iowa State (5-7)	0	0	0	0	—	0
<b>1ST • MU - Egnew 11 pass from Gabbert (Ressel PAT) (1:40) (8-80, 3:28)</b>						
<b>4TH • MU - Moore 1 run (Ressel PAT) (14:09) (13-80, 6:33)</b>						
MU Passing	MU Rushing	MU Receiving				
Gabbert 16-26-0, 172, 1 TD	Gabbert 6-37 Moore 10-32, 1 TD Josey 6-22	Egnew 7-77, 1 TD Jackson 4-34 Moe 2-16				
Opp. Passing	Opp. Rushing	Opp. Receiving				
Tiller 13-31-0, 155	Robinson 25-98	Williams 6-102				

SCORE/QUARTERS	1	2	3	4	—	TOTAL
Kansas (3-9)	0	0	7	0	—	7
MIZZOU	14	7	7	7	—	35
<b>1ST • MU - Moore 3 run (Ressel PAT) (11:49) (10-69, 3:11)</b>						
<b>MU - Moe 2 run (Ressel PAT) (7:06) (6-36, 2:41)</b>						
<b>2nd • MU - Lawrence 31 run (Ressel PAT) (13:33) (4-59, 1:20)</b>						
<b>3RD • MU - Sims 3 run (Branstetter PAT) (5:42) (13-46, 5:53)</b>						
<b>MU - Gabbert 1 run (Ressel PAT) (0:47) (11-73, 4:48)</b>						
<b>4TH • MU - Moore 5 run (Ressel PAT) (2:56) (7-48, 3:43)</b>						
MU Passing	MU Rushing	MU Receiving				
Gabbert 16-26-2, 179	Lawrence 10-75, 1 TD Josey 7-49 Moore 10-38, 2 TDs	Moe 5-83 Egnew 5-35 Jackson 3-33				
Opp. Passing	Opp. Rushing	Opp. Receiving				
Webb 7-20-2, 45	Sims 21-82, 1 TD	Wilson 1-11				

SCORE/QUARTERS	1	2	3	4	—	TOTAL
MIZZOU	3	7	14	0	—	24
Iowa (8-5)	7	10	3	7	—	27
<b>1ST • IOWA - Coker 1 run (Meyer PAT) (10:32) (8-67, 4:28)</b>						
<b>MU - Ressel 23 FG (3:53) (17-75, 6:39)</b>						
<b>2ND • IOWA - Coker 62 run (Meyer PAT) (13:26) (2-68, 0:52)</b>						
<b>IOWA - Meyer 34 FG (7:28) (9-69, 3:10)</b>						
<b>MU - Josey 10 run (Ressel PAT) (4:51) (9-82, 2:31)</b>						
<b>3RD • IOWA - Meyer 21 FG (7:03) (13-93, 6:17)</b>						
<b>MU - Gabbert 7 run (Ressel PAT) (4:34) (8-77, 2:24)</b>						
<b>MU - Egnew 3 pass from Gabbert (Ressel PAT) (0:54) (9-57, 2:55)</b>						
<b>4TH • IOWA - Hyde 72 interception return (Meyer PAT) (5:32)</b>						
MU Passing	MU Rushing	MU Receiving				
Gabbert 41-57-2, 434, 1 TD	Lawrence 6-40 Moore 6-32 Josey 2-12, 1 TD	Moe 15-152 Jackson 9-129 Egnew 7-64, 1 TD				
Opp. Passing	Opp. Rushing	Opp. Receiving				
Stanzil 11-21-2, 200	Coker 33-219, 2 TDs	Sandeman 4-44				

Date	Team	Result	Attend.	Rank	1st Down	Rushing Att.	Rushing Yds.	Rushing TD	Passing Comp.	Passing Att.	INT	Yds.	TD	Total Off. No.	Total Off. Yds.	Fumb. #-Lost	Pen. #-Yds.	Punts #-Avg.	Time Poss.	3rd Down	4th Down	Sacks #-Yds.	PATs #-Att.	FGs #-Att.	TV	
S 5	Mizzou vs. Illinois	W, 37-9	64,215	RV	21	37	117	1	26-35-0	325	3	72	442	1-0	5-45	4-46.5	29:54	9-17	1-1	3-8	4-4	3-3				ESPN
S 12	Bowling Green at Mizzou (N)	W, 27-20	65,401	25	21	44	181	1	20-33-0	172	2	77	353	3-2	4-45	7-45.4	26:37	4-16	2-2	2-23	3-3	2-2				PPV
S 19	Furman (I-AA) at Mizzou	W, 52-12	61,617	RV	30	36	196	2	23-35-0	329	4	71	525	1-0	9-75	3-40.0	24:29	7-12	0-1	1-9	7-7	1-1				PPV
S 25	Mizzou at Nevada (N)	W, 31-21	18,269	RV	23	34	78	0	25-40-0	414	3	74	492	2-1	2-17	3-45.3	29:09	6-13	0-0	3-23	1-1	4-4				ESPN
O 8	*Nebraska at Mizzou (N)	L, 27-12	65,826	24	15	35	91	1	17-43-2	134	0	78	225	2-1	8-100	8-44.6	30:28	5-18	1-2	1-7	1-1	1-2				ESPN
O 17	Mizzou *at Oklahoma State (N)	L, 33-17	55,752	RV	16	24	68	1	22-44-3	325	1	68	393	3-1	3-25	4-30.0	25:29	3-15	2-5	0-0	2-2	1-1				ESPN2
O 24	*Texas at Mizzou (N)	L, 41-7	71,004	RV	11	29	74	0	12-24-2	99	1	53	173	0-0	5-60	8-34.9	24:58	4-12	0-0	3-10	1-1	0-0				ABC
O 31	Mizzou *at Colorado	W, 36-17	45,634	—	20	45	184	1	18-30-2	216	3	75	400	2-0	8-89	5-42.0	36:24	5-16	1-2	8-73	4-4	2-2				FSN
N 7	*Baylor at Mizzou	L, 40-32	65,298	—	20	28	38	2	32-43-0	427	3	71	465	0-0	8-65	4-50.2	33:51	8-15	1-1	4-47	4-5	2-2				—
N 14	Mizzou *at Kansas State	W, 38-12	46,476	RV	21	43	112	0	21-31-1	239	0	74	351	2-2	3-23	1-49.0	38:19	7-16	1-2	0-0	0-0	4-4				VERSUS
N 7	*Iowa State at Mizzou	W, 34-24	55,573	—	20	28	77	1	29-41-2	259	2	69	336	0-0	6-39	5-42.6	24:05	4-13	1-2	0-0	3-3	1-1				—
N 28	Mizzou +*vs. Kansas	W, 41-39	70,072	—	25	35	250	3	23-41-0	303	1	76	553	1-1	10-106	5-49.4	30:07	5-14	1-1	2-24	3-3	4-4				ABC
D 31	&vs. Navy Mizzou	L, 35-13	69,441	RV	28	67	385	4	9-14-0	130	1	81	515	3-2	2-10	2-43.0	40:54	8-15	2-3	4-30	5-5	0-0				ESPN

Legend — ^at St. Louis; N-Night game; \*Big 12 Conference game; +at Kansas City; & Texas Bowl at Houston, Texas. Head Coach: Gary Pinkel. Assistant Coaches: David Yost (OC/QB); Dave Steckel (DC/LB); Cornell Ford (DB); Josh Henson (Asst. OL); Andy Hill (Receivers); Brian Jones (RB); Craig Kuligowski (DL); Barry Odom (S); Bruce Walker (Asst. OL); Brandon Barnes (GA-Off.); Trevor Rubly (GA-Def. Qual. Control); Joe Leibner (GA-Admin.); Marcus Yockey (GA-Off. Qual. Control); Ariba Bradley (GA-Def.).

SCORE/QUARTERS	1	2	3	4	OT	TOTAL	PASSING	G	Effic	Comp-Att-Int	Pct	Yds	TD	Lng	Avg/G
MIZZOU	84	135	83	75	0	377	Gabbert, Blaine	13	140.45	262-445-9	58.9%	3593	24	84	276.4
Opponents	85	74	76	95	0	330	Jimmy Costello	3	61.04	9-17-2	52.9%	64	0	16	21.3
							Shock, Forrest	13	631.60	1-1-0	100.0%	24	1	24	1.9

TEAM STATISTICS	MU	OPP
Points Per Game	29.0	25.4
FIRST DOWNS	268	264
Rushing - Passing	102 - 142	110 - 137
Penalty	24	17
RUSHING ATTEMPTS - YARDAGE	444 - 1651	463 - 1542
Average Per Rush	3.7	3.3
Average Per Game	127.0	118.6
TDs Rushing	15	17
PASSING YARDAGE	3711	3269
Comp-Att-Int	274-467-11	305-475-8
Average Per Pass	7.9	6.9
Average Per Catch	13.5	10.7
Average Per Game	285.5	251.5
TDs Passing	26	20
TOTAL OFFENSE	5362	4811
Average Per Play	5.9	5.1
Average Per Game	412.5	370.1
KICK RETURNS: #-YARDS	63-1315	67-1505
PUNT RETURNS: #-YARDS	25-238	20-57
INT RETURNS: #-YARDS	8-102	11-231
KICK RETURN AVERAGE	20.9	22.5
PUNT RETURN AVERAGE	9.5	2.8
FUMBLES-LOST	18-8	24-15
PENALTIES-YARDS	69-716	91-754
Average Per Game	55.1	58.0
PUNTS-YARDS	63-2647	63-2525
Average Per Punt	42.0	40.1
Net punt average	40.5	35.3
TIME OF POSSESSION/GAME	27:44	32:16
3RD-DOWN CONVERSIONS	68-185	86-201
3rd-Down Pct	37%	43%
4TH-DOWN CONVERSIONS	11-20	8-20
4th-Down Pct	55%	40%
SACKS BY-YARDS	31-244	20-191
TOUCHDOWNS SCORED	42	40
FIELD GOALS-ATTEMPTS	26-27	18-19
RED-ZONE SCORES	41-50 82%	45-52 87%
RED-ZONE TOUCHDOWNS	21-50 42%	31-52 60%
PAT-ATTEMPTS	39-39 100%	32-35 91%
ATTENDANCE	384719	166131
Games/Avg Per Game	6/64120	4/41533
Neutral Site Games		3/67909

RUSHING	GP	Att	Gain	Loss	Net	Avg	TD	Long	Avg/G
Washington, Derrick	13	190	909	44	865	4.6	10	42	66.5
Moore, De'Vion	11	63	272	14	258	4.1	1	31	23.5
Lawrence, Kendial	11	52	236	17	219	4.2	0	22	19.9
Gabbert, Blaine	13	103	426	222	204	2.0	3	40	15.7
Jackson, Jerrell	13	11	96	4	92	8.4	1	37	7.1
Moye, Gilbert	11	6	36	1	35	5.8	0	17	3.2
Alexander, Danario	13	1	10	0	10	10.0	0	10	0.8
Perry, Jared	11	2	7	0	7	3.5	0	5	0.6
Costello, Jimmy	3	2	0	6	-6	-3.0	0	0	-2.0
TEAM	12	14	2	35	-33	-2.4	0	2	-2.8
Total.....	13	444	1994	343	1651	3.7	15	42	127.0
Opponents.....	13	463	1927	385	1542	3.3	17	41	118.6

RECEIVING	G	No.	Yds	Avg	TD	Long	Avg/G
Alexander, Danario	13	113	1781	15.8	14	84	137.0
Perry, Jared	11	46	696	15.1	6	48	63.3
Jackson, Jerrell	13	37	458	12.4	2	70	35.2
Washington, Derrick	13	26	156	6.0	0	36	12.0
Kemp, Wes	13	23	418	18.2	3	56	32.2
Jones, Andrew	13	8	43	5.4	0	11	3.3
Woodland, Rolandis	8	5	26	5.2	0	8	3.2
Lawrence, Kendial	11	3	49	16.3	0	33	4.5
Egnew, Michael	12	3	25	8.3	0	11	2.1
Moore, De'Vion	11	3	13	4.3	0	12	1.2
Gerau, Brandon	13	2	19	9.5	0	14	1.5
Moe, T.J.	10	2	8	4.0	0	4	0.8
Smith, Jacquies	13	1	24	24.0	1	24	1.8
Total.....	13	274	3711	13.5	26	84	285.5
Opponents.....	13	305	3269	10.7	20	74	251.5

PUNT RETURNS	No.	Yds	Avg	TD	Long
Gettis, Carl	22	156	7.1	0	27
Gerau, Brandon	3	22	7.3	0	11

PUNTING	No.	Yds	Avg	Long	TB	FC	120	Blkd
Harry, Jake	61	2609	42.8	69	2	15	23	0

FIELD GOALS	M-A	Pct	01-19	20-29	30-39	40-49	50+	Lg	Blk
Ressel, Grant	26-27	96.3	0-0	9-9	10-10	7-8	0-0	46	0
OPPONENTS	18-19	94.7	0-0	3-3	11-11	3-4	1-1	51	0

INTERCEPTIONS	No.	Yds	Avg	TD	Long
Rutland, Kevin	2	0	0.0	0	0
1 INT Each (Return Yards) — Smith, Jacquies (43 [TD]), Harrison, Jarrell (27), Ricks, Hardy (16), Edwards, Kip (10), Weatherspoon, Sean (6), Simmons, Jasper (0).					

KICK RETURNS	No.	Yds	Avg	TD	Long
Simmons, Jasper	36	815	22.6	0	34
Lawrence, Kendial	12	218	18.2	0	32
Kemp, Wes	6	136	22.7	0	33
Prince, Munir	3	65	21.7	0	30
Jackson, Jerrell	3	53	17.7	0	21

SCORING	TD	FGs	PAT	2Pt	Rcv	Pass	DXP	Saf	Points
Ressel, Grant	026-27	39-39	0-0	0	0	0	0	0	117
Alexander, Danario	14	0-0	0-0	0	0	0	0	0	84
Washington, Derrick	10	0-0	0-0	0	0	0	0	0	60
Perry, Jared	6	0-0	0-0	0	0	0	0	0	36
Gabbert, Blaine	3	0-0	0-0	0	0	0	0	0	18
Kemp, Wes	3	0-0	0-0	0	0	0	0	0	18
Jackson, Jerrell	3	0-0	0-0	0	0	0	0	0	18
Smith, Jacquies	2	0-0	0-0	0	0	0	0	0	12
Moore, De'Vion	1	0-0	0-0	0	0	0	0	0	6
1 Safety Each — Harrison, Jarrell, Hamilton, Dominique.									

DEFENSE LEADERS	G	UT	AT	TT	TFL	Sack	FF	FR	PBU
Weatherspoon, Sean	13	76	35	111	14.5-44	4.5-21	1	0	2
Gachkar, Andrew	13	51	29	80	3.5-33	3.0-32	1	3	0
Ebner, Will	12	46	32	78	9.5-49	3.5-33	1	1	1
Simmons, Jasper	13	52	21	73	3-5	0-0	2	1	2
Smith, Aldon	13	46	18	64	19-126	11.5-99	1	1	5
Gettis, Carl	13	47	14	61	1-2	0-0	2	2	5
Harrison, Jarrell	11	36	11	47	2-8	1-7	0	0	3
Rutland, Kevin	13	40	7	47	2-16	1-14	1	1	2
Hamilton, Dom.	13	20	26	46	5.5-15	1-8	0	0	1
Coulter, Brian	13	29	15	44	3.5-17	2-14	0	1	0
Jackson, Kenji	12	26	15	41	1-3	0-0	0	0	1
Smith, Jacquies	13	23	16	39	4-10	1.5-5	2	1	1
Gooden, Zaviar	13	23	7	30	3-6	0-0	1	1	1
Baston, Jaron	13	16	9	25	2.5-10	1.5-6	0	0	2
Lambert, Luke	6	14	6	20	0-0	0-0	0	0	0

# 2009

## 2017 MIZZOU FOOTBALL

SCORE/QUARTERS	1	2	3	4	---	TOTAL
MIZZOU	10	6	14	7	---	37
Illinois (3-9)	0	3	0	6	---	9
<b>1ST • MU - Ressel 32 FG (7:23)</b> MU - Kemp 49 pass from Gabbert (Ressel PAT) (3:02)						
<b>2ND • ILL - Eller 24 FG (13:40)</b> MU - Ressel 44 FG (8:36) MU - Ressel 41 FG (0:06)						
<b>3RD • MU - Jackson 4 pass from Gabbert (Ressel PAT) (11:18)</b> MU - Perry 46 pass from Gabbert (Ressel PAT) (5:39)						
<b>4TH • ILL - Leshoure 1 run (PAT kick failed) (13:19)</b> MU - Gabbert 8 run (Ressel PAT) (8:48)						
MU Passing	MU Rushing	MU Receiving				
Gabbert 25-33-0, 319, 3 TD	Washington 14-61	Alexander 10-132				
Costello 1-2-0, 6	Gabbert 10-39, 1 TD	Perry 4-93, 1 TD				
	Moore 8-21	Kemp 4-77, 1 TD				
Opp. Passing	Opp. Rushing	Opp. Receiving				
Williams 18-28-1, 179	Leshoure 10-38, 1 TD	Fayson 4-50				
<b>SCORE/QUARTERS</b>						
Bowling Green (7-6)	10	3	7	0	---	20
MIZZOU	0	6	7	14	---	27
<b>1ST • BGSU - Hutson 11 pass from Sheehan (Phillips PAT) (2:52)</b> BGSU - Phillips 37 FG (1:45)						
<b>2ND • BGSU - Phillips 32 FG (12:14)</b> MU - Ressel 38 FG (6:27) MU - Ressel 46 FG (0:51)						
<b>3RD • BGSU - Geter 1 run (Phillips PAT) (9:44)</b> MU - Perry 27 pass from Gabbert (Ressel PAT) (0:57)						
<b>4TH • MU - Kemp 33 pass from Gabbert (Ressel PAT) (10:15)</b> MU - Washington 1 run (Ressel PAT) (5:38)						
MU Passing	MU Rushing	MU Receiving				
Gabbert 20-33-0, 172, 2 TD	Washington 23-120, 1 TD	Alexander 7-56				
	Lawrence 7-49	Perry 6-55, 1 TD				
	Gabbert 10-12	Kemp 2-38, 1 TD				
Opp. Passing	Opp. Rushing	Opp. Receiving				
Sheehan 29-46-0, 206, 1 TD	Geter 20-99, 1 TD	Barnes 10-70				
<b>SCORE/QUARTERS</b>						
Furman (6-5, 1-AA)	0	0	6	6	---	12
MIZZOU	14	28	7	3	---	52
<b>1ST • MU - Perry 40 pass from Alexander (Ressel PAT) (4:47)</b> MU - Perry 48 pass from Gabbert (Ressel PAT) (2:42)						
<b>2ND • MU - Gabbert 40 run (Ressel PAT) (12:05)</b> MU - Alexander 13 pass from Gabbert (Ressel PAT) (7:10) MU - J. Smith 43 interception return (Ressel PAT) (3:55) MU - Alexander 17 pass from Gabbert (Ressel PAT) (0:11)						
<b>3RD • FUR - Maples 21 pass from Sorrells (PAT kick failed) (6:44)</b> MU - Washington 1 run (Ressel PAT) (2:00)						
<b>4TH • MU - Ressel 44 FG (12:28)</b> FUR - Uhaa 2 run (PAT pass failed) (7:19)						
MU Passing	MU Rushing	MU Receiving				
Gabbert 17-25-0, 256, 3 TD	Lawrence 10-77	Perry 7-161, 2 TD				
Costello 5-9-0, 33	Washington 15-45, 1 TD	Jackson 4-64				
Alexander 1-1-0, 40, 1 TD	Gabbert 2-44, 1 TD	Alexander 3-46, 1 TD				
Opp. Passing	Opp. Rushing	Opp. Receiving				
Sorrells 24-39-1, 250, 1 TD	Williams 14-53	Mims 10-154				
<b>SCORE/QUARTERS</b>						
MIZZOU	6	6	9	10	---	31
Nevada (8-5)	7	0	6	8	---	21
<b>1ST • MU - Ressel 22 FG (10:47)</b> NEV - Randall 2 run (Drake PAT) (4:57)						
<b>MU - Ressel 31 FG (1:00)</b>						
<b>2ND • MU - Alexander 31 pass from Gabbert (PAT rush failed) (2:09)</b> 3RD • NEV - Kaepernick 11 run (PAT rush failed) (11:07) MU - Alexander 74 pass from Gabbert (PAT pass failed) (10:30)						
<b>MU - Ressel 27 FG (4:17)</b>						
<b>4TH • MU - Perry 4 pass from Gabbert (Ressel PAT) (10:07)</b> MU - Ressel 26 FG (5:00)						
<b>NEV - Wimberly 6 pass from Kaepernick (Kaepernick PAT run) (2:32)</b>						
MU Passing	MU Rushing	MU Receiving				
Gabbert 25-40-0, 414, 3 TD	Washington 16-75	Alexander 9-170, 2 TD				
	Jackson 2-10	Perry 8-72, 1 TD				
	Lawrence 6-8	Kemp 3-99				
Opp. Passing	Opp. Rushing	Opp. Receiving				
Kaepernick 17-28-0, 146, 1 TD	Lippincott 23-114	Wimberly 6-76, 1 TD				
<b>SCORE/QUARTERS</b>						
Nebraska (10-4)	0	0	0	27	---	27
MIZZOU	0	9	3	0	---	12
<b>2ND • MU - Safety, punt snapped out of endzone (14:01)</b> MU - Gabbert 1 run (Ressel PAT) (0:00)						
<b>3RD • MU - Ressel 33 FG (1:26)</b>						
<b>4TH • MU - Paul 56 pass from Lee (Henery PAT) (13:56)</b> MU - Paul 13 pass from Lee (PAT pass failed) (12:59) MU - McNeill 8 pass from Lee (Henery PAT) (10:34)						
<b>MU - Helu 5 run (Henery PAT) (0:56)</b>						
MU Passing	MU Rushing	MU Receiving				
Gabbert 17-43-2, 134	Washington 20-80	Alexander 6-43				
	Moore 6-9	Perry 4-68				
	Gabbert 9-2, 1 TD	Washington 3-10				
Opp. Passing	Opp. Rushing	Opp. Receiving				
Lee 14-33-0, 158, 3 TD	Helu 18-88, 1 TD	Paul 6-102, 2 TD				

SCORE/QUARTERS	1	2	3	4	---	TOTAL
MIZZOU	3	14	0	0	---	17
Oklahoma State (9-4)	7	17	3	6	---	33
<b>1ST • MU - Ressel 21 FG (11:28)</b> OSU - Toston 11 run (Bailey PAT) (7:06)						
<b>2ND • MU - Washington 1 run (Ressel PAT) (14:02)</b> OSU - Antoine 26 interception return (Bailey PAT) (8:21) MU - Alexander 48 pass from Gabbert (Ressel PAT) (6:23)						
<b>OSU - Bailey 39 FG (3:24)</b> OSU - Anyiam 8 pass from Robinson (Bailey PAT) (0:02)						
<b>3RD • OSU - Bailey 26 FG (4:48)</b> 4TH • OSU - Bailey 51 FG (13:56)						
<b>OSU - Bailey 36 FG (12:02)</b>						
MU Passing	MU Rushing	MU Receiving				
Gabbert 22-44-3, 325, 1 TD	Moore 7-42	Alexander 9-180, 1 TD				
	Washington 10-35, 1 TD	Washington 7-32				
	Perry 1-2	Kemp 2-44				
Opp. Passing	Opp. Rushing	Opp. Receiving				
Robinson 22-35-1, 227, 1 TD	Toston 24-87, 1 TD	Anyiam 10-119, 1 TD				
<b>SCORE/QUARTERS</b>						
Texas (13-1)	21	14	3	3	---	41
MIZZOU	0	7	0	0	---	7
<b>1ST • UT - Shipley 8 pass from McCoy (Lawrence PAT) (11:24)</b> UT - Whittaker 11 run (Lawrence PAT) (5:19)						
<b>UT - Chiles 34 pass from McCoy (Lawrence PAT) (0:41)</b> 2ND • MU - Perry 11 pass from Gabbert (Ressel PAT) (5:53) UT - Shipley 13 pass from McCoy (Lawrence PAT) (1:49)						
<b>UT - Williams 0 blocked punt return (Lawrence PAT) (0:45)</b> 3RD • UT - Lawrence 39 FG (3:46)						
<b>4TH • UT - Lawrence 44 FG (9:37)</b>						
MU Passing	MU Rushing	MU Receiving				
Gabbert 8-16-0, 84, 1 TD	Lawrence 7-37	Alexander 6-74				
Costello 3-6-2, 25	Washington 11-35	Jackson 2-13				
Washington 1-1-0, -10	Moore 6-29	Perry 1-11, 1 TD				
Opp. Passing	Opp. Rushing	Opp. Receiving				
McCoy 26-31-1, 269, 3 TD	Whittaker 9-36, 1 TD	Shipley 7-108, 2 TD				
<b>SCORE/QUARTERS</b>						
MIZZOU	21	12	0	3	---	36
Colorado (3-9)	0	3	14	0	---	17
<b>1ST • MU - Washington 1 run (Ressel PAT) (10:33)</b> MU - Alexander 73 pass from Gabbert (Ressel PAT) (6:47)						
<b>MU - Alexander 2 pass from Gabbert (Ressel PAT) (2:40)</b> 2ND • MU - Ressel 29 FG (8:42)						
<b>MU - Safety, Harrison sacked QB in endzone (8:32)</b> MU - Smith, J. 24 pass from Shock (Ressel PAT) (4:03)						
<b>CU - Goodman 48 FG (1:07)</b>						
<b>3RD • CU - Stewart 3 run (Goodman PAT) (11:37)</b> CU - Burney 78 interception return (Goodman PAT) (7:02)						
<b>4TH • MU - Ressel 33 FG (3:57)</b>						
MU Passing	MU Rushing	MU Receiving				
Gabbert 17-29-2, 192, 2 TD	Washington 22-99, 1 TD	Alexander 8-123, 2 TD				
Shock 1-1-0, 24, 1 TD	Moore 8-58	Perry 4-38				
	Gabbert 6-26	Washington 2-2				
Opp. Passing	Opp. Rushing	Opp. Receiving				
Hansen 22-36-1, 190	Simmons 1-15	McKnight 9-104				
<b>SCORE/QUARTERS</b>						
Baylor (4-8)	9	7	10	14	---	40
MIZZOU	7	20	2	3	---	32
<b>1ST • MU - Washington 1 run (Ressel PAT) (12:37)</b> BU - Stone 22 FG (6:18)						
<b>BU - Florence 8 run (PAT blocked) (2:13)</b>						
<b>2ND • MU - Ressel 33 FG (13:41)</b> MU - Ressel 36 FG (8:36)						
<b>MU - Alexander 84 pass from Gabbert (Ressel PAT) (4:16)</b> BU - Sampson 8 pass from Florence (Stone PAT) (1:09)						
<b>MU - Kemp 7 pass from Gabbert (Ressel PAT) (0:01)</b>						
<b>3RD • BU - Wright 13 pass from Florence (Stone PAT) (10:36)</b> BU - Stone 35 FG (6:12)						
<b>MU - Team safety, Hamilton TFL in endzone (4:08)</b>						
<b>4TH • BU - Wright 59 pass from Florence (Stone PAT) (13:11)</b> BU - Ganaway 1 run (Stone PAT) (5:46)						
<b>MU - Ressel 46 FG (2:55)</b>						
MU Passing	MU Rushing	MU Receiving				
Gabbert 30-51-0, 468, 2 TD	Moore 4-16	Alexander 13-214, 1 TD				
	Lawrence 2-15	Perry 7-145				
	Washington 9-12, 1 TD	Kemp 3-43, 1 TD				
Opp. Passing	Opp. Rushing	Opp. Receiving				
Florence 32-43-0, 427, 3 TD	Ganaway 14-35, 1 TD	Wright 10-149, 2 TD				

SCORE/QUARTERS	1	2	3	4	---	TOTAL
MIZZOU	3	14	7	14	---	38
Kansas State (6-6)	3	3	6	0	---	12
<b>1ST • MU - Ressel 23 FG (10:13)</b> KSU - Cherry 47 FG (5:33)						
<b>2ND • MU - Alexander 65 pass from Gabbert (Ressel PAT) (12:07)</b> KSU - Cherry 34 FG (6:25)						
<b>MU - Alexander 16 pass from Gabbert (Ressel PAT) (0:20)</b> 3RD • KSU - Cherry 35 FG (9:20)						
<b>KSU - Cherry 33 FG (0:57)</b> MU - Alexander 80 pass from Gabbert (Ressel PAT) (0:43)						
<b>4TH • MU - Washington 4 run (Ressel PAT) (11:29)</b> MU - Washington 13 run (Ressel PAT) (7:50)						
MU Passing	MU Rushing	MU Receiving				
Gabbert 27-27-0, 298, 3 TD	Washington 13-68, 2 TD	Alexander 10-200, 3 TD				
	Gabbert 3-35	Jackson 6-78				
	Jackson 3-24	Perry 3-9				
Opp. Passing	Opp. Rushing	Opp. Receiving				
Gregory 21-30-1, 239	Thomas 23-79	Banks 8-128				
<b>SCORE/QUARTERS</b>						
Iowa State (7-6)	7	10	7	0	---	24
MIZZOU	10	0	14	10	---	34
<b>1ST • MU - Washington 3 run (Ressel PAT) (9:31)</b> ISU - Williams 10 pass from Robinson (Mahoney PAT) (7:11)						
<b>MU - Ressel 20 FG (1:18)</b> 2ND • ISU - Mahoney 34 FG (3:22)						
<b>ISU - Darks 38 pass from Arnaud (Mahoney PAT) (0:26)</b> 3RD • MU - Jackson 70 pass from Gabbert (Ressel PAT) (12:37)						
<b>MU - Alexander 63 pass from Gabbert (Ressel PAT) (8:19)</b> ISU - Haughton 12 run (Mahoney PAT) (5:18)						
<b>4TH • MU - Ressel 28 FG (11:56)</b> MU - Moore 1 run (Ressel PAT) (4:43)						
MU Passing	MU Rushing	MU Receiving				
Gabbert 23-32-0, 337, 2 TD	Washington 11-62, 1 TD	Alexander 11-173, 1 TD				
	Moore 15-51, 1 TD	Jackson 8-142, 1 TD				
	Gabbert 12-51	Woodland 2-10				
Opp. Passing	Opp. Rushing	Opp. Receiving				
Arnaud 28-40-2, 249, 1 TD	Robinson 14-56	Darks 9-107, 1 TD				
<b>SCORE/QUARTERS</b>						
MIZZOU	3	10	20	8	---	41
Kansas (5-7)	14	7	7	11	---	39
<b>1ST • KU - Briscoe 7 pass from Reesing (Branstetter PAT) (6:40)</b> MU - Ressel 43 FG (3:52)						
<b>KU - Reesing 1 run (Branstetter PAT) (1:04)</b> 2ND • MU - Washington 1 run (Ressel PAT) (5:49)						
<b>KU - Meier 8 pass from Reesing (Branstetter PAT) (3:03)</b> MU - Ressel 28 FG (1:01)						
<b>3RD • MU - Washington 14 run (PAT run failed) (13:16)</b> KU - Meier 2 pass from Reesing (Branstetter PAT) (7:30)						
<b>MU - Jackson 37 run (Ressel PAT) (5:45)</b> MU - Alexander 68 pass from Gabbert (Ressel PAT) (4:03)						
<b>4TH • MU - Ressel 37 FG (13:29)</b> KU - Briscoe 74 pass from Reesing (Meier PAT pass from Reesing) (12:01)						
<b>KU - Branstetter 39 FG (5:10)</b> MU - Safety, quarterback tackled in endzone (2:45)						
<b>MU - Ressel 27 FG (0:00)</b>						
MU Passing	MU Rushing	MU Receiving				
Gabbert 23-41-0, 303, 1 TD	Washington 15-111, 2 TD	Alexander 15-233, 1 TD				
	Gabbert 17-94	Jackson 5-54				
	Jackson 1-37, 1 TD	Washington 2-8				
Opp. Passing	Opp. Rushing	Opp. Receiving				
Reesing 37-55-1, 498, 4 TD	Sharp 7-29	Briscoe 14-242, 2 TD				
<b>SCORE/QUARTERS</b>						
Navy (10-4)	7	7	7	14	---	35
MIZZOU	7	3	0	3	---	13
<b>1ST • MU - Alexander 58 pass from Gabbert (Ressel PAT) (14:36)</b> NAVY - Dobbs 1 run (Buckley PAT) (2:58)						
<b>2ND • NAVY - Dobbs 12 run (Buckley PAT) (0:45)</b> MU - Ressel 31 FG (0:00)						
<b>3RD • NAVY - Doyle 3 pass from Dobbs (Buckley PAT) (10:04)</b> 4TH • MU - Ressel 31 FG (14:58)						
<b>NAVY - Curry 11 run (Buckley PAT) (14:23)</b> NAVY - Dobbs 1 run (Buckley PAT) (4:56)						
MU Passing	MU Rushing	MU Receiving				
Gabbert 15-31-2, 291, 1 TD	Washington 11-62	Alexander 6-137, 1 TD				
	Moore 5-24	Kemp 3-83				
	Lawrence 1-3	Washington 3-57				
Opp. Passing	Opp. Rushing	Opp. Receiving				
Dobbs 9-14-0, 130, 1 TD	Dobbs 30-166, 3 TD	Curry 5-97				

Date	Team	Result	Attend.	Rank	1st Down	Rushing Att.	Rushing Yds.	Rushing TD	Passing Comp.	Passing Att.	Passing INT	Yds.	TD	Total Off. No.	Total Off. Yds.	Fumb. #-Lost	Pen. #-Yds.	Punts #-Avg.	Time Poss.	3rd Down	4th Down	Sacks #-Yds.	PATs #-Att.	FGs #-Att.	TV
A 30	vs. Illinois Mizzou (N)	W, 52-42	66,441	20	24	35	81	0	26	42-2	2	451	5	77	532	1-0	8-80	8-42.0	30:43	7-17	2-2	1-6	4-5	0-0	ESPN
S 6	SE Missouri State (I-AA) at Mizzou (N)	W, 52-3	62,305	6	31	36	256	3	33	36-1	0	336	3	69	592	0-0	4-46	4-48.5	25:36	2-8	0-1	1-1	7-7	1-1	PPV
S 13	Nevada at Mizzou	W, 69-17	54,202	6	25	29	132	3	27	36-0	0	519	5	65	651	0-0	5-50	1-44.0	23:17	6-10	1-1	1-10	9-9	2-2	FSN
S 20	Buffalo at Mizzou	W, 42-21	65,566	5	29	29	151	3	22	40-1	0	439	2	74	590	3-3	2-20	1-37.0	26:21	4-8	0-1	4-21	4-4	2-3	—
O 4	Mizzou *at Nebraska (N)	W, 52-17	85,372	4	24	34	201	3	19	24-0	0	261	3	58	462	0-0	1-15	0-0.0	26:03	7-9	0-1	2-15	7-7	1-2	ESPN
O 11	*Oklahoma State at Mizzou (N)	L, 28-23	68,349	3	28	18	64	2	39	52-3	3	390	1	70	454	0-0	8-68	4-50.2	26:57	2-9	0-0	2-13	2-2	1-3	ESPN2
O 18	Mizzou *at Texas (N)	L, 56-31	98,383	11	24	19	30	2	31	41-1	1	318	2	60	348	0-0	6-61	4-34.2	23:34	5-10	0-1	1-10	4-4	1-1	ABC
O 25	*Colorado at Mizzou (N)	W, 58-0	68,349	16	25	33	189	2	31	40-1	0	302	5	73	491	0-0	2-10	2-40.5	26:37	8-13	1-1	5-30	7-7	3-3	FSN
N 1	Mizzou *at Baylor	W, 31-28	35,142	14	29	34	153	1	31	39-2	0	337	3	73	490	1-1	3-45	1-43.0	26:44	6-10	0-0	4-35	4-4	1-1	—
N 8	*Kansas State at Mizzou	W, 41-24	68,349	13	27	39	221	2	26	40-2	0	290	3	79	511	0-0	7-60	4-37.8	32:45	5-13	1-2	1-17	5-5	2-2	FSN
N 15	Mizzou *at Iowa State (N)	W, 52-20	46,013	12	24	25	151	4	32	40-1	0	328	2	65	479	4-1	3-38	0-0.0	25:10	8-10	1-1	0-0	7-7	1-1	FSN
N 29	+*Kansas vs. Mizzou	L, 40-37	79,123	12	23	26	190	1	25	42-2	0	288	4	68	478	2-1	3-9	2-38.5	24:00	7-12	0-0	2-17	4-4	1-2	FSN
D 6	Mizzou #vs. Oklahoma	L, 62-21	71,004	4	39	43	243	6	34	49-0	0	243	2	92	627	0-0	6-72	1-26.0	30:11	12-16	1-1	2-4	8-8	2-2	ABC
D 29	Mizzou &vs. Northwestern	W, 30-23 (OT)	55,986	25	21	30	111	0	27	44-3	0	200	2	74	311	0-0	6-32	4-44.2	24:40	7-16	1-1	5-43	3-3	3-4	ESPN

Legend — ^at St. Louis; N-Night game; \*Big 12 Conference game; +at Kansas City; #Big 12 Championship Game at Kansas City, Mo.; &-Valero Alamo Bowl at San Antonio, Texas. Head Coach: Gary Pinkel. Assistant Coaches: Dave Christensen (AHC/OC/OL); Matt Eberflus (ASSOC/DC/S); Cornell Ford (DB); Andy Hill (WR); Brian Jones (RB); Craig Kuligowski (DL); Dave Steckel (LB); Bruce Walker (TE/OL); David Yost (QB); Matt Rahl (GA-Off.); Trevor Rubly (GA-Def.); Dan Hopkins (GA-Admin.); Brandon Barnes (GA-Def. Qual. Control); Atiba Bradley (GA-Off. Qual. Control).

SCORE/QUARTERS	1	2	3	4	OT	TOTAL	PASSING	G	Effic	Comp-Att-Int	Pct	Yds	TD	Lng	Avg/G
MIZZOU	121	191	147	125	7	591	Daniel, Chase	14	159.44	385-528-18	72.9	4335	39	80	309.6
Opponents	68	112	93	108	0	381	Patton, Chase	8	176.47	12-18-0	66.7	196	1	48	24.5
							Gabbert, Blaine	5	66.25	5-13-0	38.5	43	0	14	8.6

TEAM STATISTICS	MU	OPP
Points Per Game	42.2	27.2
FIRST DOWNS	358	327
Rushing - Passing	100 - 235	110 - 199
Penalty	23	18
RUSHING ATTEMPTS - YARDAGE	417 - 2153	510 - 1748
Average Per Rush	5.2	3.4
Average Per Game	153.8	124.9
TDs Rushing	28	19
PASSING YARDAGE	4625	4013
Att-Comp-Int	565-404-18	583-374-14
Average Per Pass	8.2	6.9
Average Per Catch	11.4	10.7
Average Per Game	330.4	286.6
TDs Passing	41	29
TOTAL OFFENSE	6778	5761
Average Per Play	6.9	5.3
Average Per Game	484.1	411.5
KICK RETURNS: #-YARDS	61-1245	88-2018
PUNT RETURNS: #-YARDS	27-300	11-35
INT RETURNS: #-YARDS	14-268	18-158
KICK RETURN AVERAGE	20.4	22.9
PUNT RETURN AVERAGE	11.1	3.2
FUMBLES-LOST	13-8	19-8
PENALTIES-YARDS	58-524	98-827
Average Per Game	37.4	59.1
PUNTS-YARDS	34-1397	72-2788
Average Per Punt	41.1	38.7
Net punt average	37.7	32.9
TIME OF POSSESSION/GAME	26:29	33:31
3RD-DOWN CONVERSIONS	87-163	106-230
3rd-Down Pct	53%	46%
4TH-DOWN CONVERSIONS	6-14	14-27
4th-Down Pct	43%	52%
SACKS-BY-YARDS	33-254	17-96
TOUCHDOWNS SCORED	76	50
FIELD GOALS-ATTEMPTS	20-27	10-14
RED-ZONE SCORES	58-65 89%	36-50 72%
RED-ZONE TOUCHDOWNS	46-65 71%	29-50 58%
PAT-ATTEMPTS	73-73 100%	47-49 96%
ATTENDANCE	387120	264910
Games/Avg Per Game	6/64520	4/66228
Neutral Site Games		4/68138

RUSHING	G	ATT.	YDS	LOST	NET	AVG.	TD	LG	YPG
Washington, Derrick	14	177	1078	42	1036	5.9	17	59	74.0
Maclin, Jeremy	14	40	306	13	293	7.3	2	56	20.9
Daniel, Chase	14	69	384	103	281	4.1	1	48	20.1
Jackson, Jimmy	14	59	275	28	247	4.2	6	37	17.6
Moore, De'Vion	13	41	251	20	231	5.6	1	55	17.8
Scott, Shawn	3	4	23	1	22	5.5	0	8	7.3
Gabbert, Blaine	5	6	37	15	22	3.7	0	30	4.4
Saunders, Tommy	14	3	14	0	14	4.7	0	8	1.0
Jackson, Jerrell	13	2	11	1	10	5.0	0	11	0.8
Patton, Chase	8	5	19	10	9	1.8	1	11	1.1
Alexander, Danario	12	6	0	6	3	0.0	0	3	0.5
Tyrone Reece	2	3	5	(-2)	(-0.7)	0	3	(-1.0)	
Perry, Jared	14	2	0	8	(-8)	(-4.0)	0	0	(-0.6)

RECEIVING	G	No.	Yds	Avg	TD	Long	Avg/G
Maclin, Jeremy	14	102	1260	12.4	13	80	90.0
Coffman, Chase	12	90	987	11.0	10	48	82.2
Saunders, Tommy	14	72	833	11.6	7	69	59.5
Perry, Jared	14	41	567	13.8	4	38	40.5
Washington, Derrick	14	29	277	9.6	2	28	19.8
Alexander, Danario	12	26	329	12.7	5	39	27.4
Jones, Andrew	13	20	146	7.3	0	15	11.2
Jackson, Jerrell	13	9	98	10.9	0	15	7.5
Goldsmith, Earl	13	5	58	11.6	0	17	4.5
Egnew, Michael	13	4	22	5.5	0	7	1.7
Jackson, Jimmy	14	3	26	8.7	0	13	1.9
Kemp, Wes	7	1	15	15.0	0	15	2.1
Gissingner, Jon	14	1	10	10.0	0	10	0.7

PUNT RETURNS	No.	Yds	Avg	TD	Long
Maclin, Jeremy	23	270	11.7	1	75
Saunders, Tommy	2	24	12.0	0	15

PUNTING	No.	Yds	Avg	Long	TB	FC	I20	Blkd
Harry, Jake	26	1057	40.7	55	3	5	10	0
Wolfert, Jeff	7	297	42.4	54	1	0	3	0
Grant Ressel	1	43	43.0	43	0	1	0	0

FIELD GOALS	M-A	Pct	01-19	20-29	30-39	40-49	50+	Lg	Blk
Wolfert, Jeff	20-27	74.1	1-1	5-5	6-7	7-9	1-5	51	2
OPPONENTS	10-14	71.4	0-0	3-6	5-5	2-3	0-0	47	2

INTERCEPTIONS	No.	Yds	Avg	TD	Long
Weatherspoon, Sean	3	100	33.3	2	65
Christopher, Brock	3	39	13.0	1	22
Jackson, Kenji	2	34	17.0	0	25

1 INT Each (Return Yards) — Gettys, Jeff (27 [TD]), Gettys, Carl (27), Moore, William (17 [TD]), Rutland, Kevin (12), Bridges, Castine (7), Baston, Jaron (5).

KICK RETURNS	No.	Yds	Avg	TD	Long
Maclin, Jeremy	42	1010	24.0	1	99
Jackson, Jimmy	10	119	11.9	0	22
Vaughns, Tru	3	67	22.3	0	24

SCORING	TD	FGs	Kick	2Pt	Rcv	Pass	DXP	Saf	Points
Wolfert, Jeff	020-27	73-73	0-0	0	0	0-0	0	0	133
Washington, Der.	19	0-0	0-0	0	0	0-0	0	0	114
Maclin, Jeremy	17	0-0	0-0	0	0	0-1	0	0	102
Coffman, Chase	10	0-0	0-0	0	0	0-0	0	0	60
Saunders, Tommy	7	0-0	0-0	0	0	0-0	0	0	42
Jackson, Jimmy	6	0-0	0-0	0	0	0-0	0	0	36
Alexander, Danario	5	0-0	0-0	0	0	0-0	0	0	30
Perry, Jared	4	0-0	0-0	0	0	0-0	0	0	24
Weatherspoon, S.	2	0-0	0-0	0	0	0-0	0	0	12

1 TD Each — Christopher, Brock (Int.), Daniel, Chase (Rush), Gettys, Jeff (Int.), Moore, De'Vion (Rush), Moore, William (Int.), Patton, Chase (Rush).

DEFENSE LEADERS	G	UT	AT	TT	TFL	Sack	FF	FR	PBU
Weatherspoon, S.	14	76	79	155	18.5-75	5-46	2	0	7
Christopher, Brock	14	51	54	105	7.5-20	1-6	0	1	6
Garrett, Justin	14	51	38	89	1.5-3	0-0	0	0	6
Moore, William	12	55	31	86	6.5-19	1-10	3	0	6
Gettys, Carl	14	52	26	78	4-8	0-0	0	0	4
Bridges, Castine	12	49	20	69	4.5-8	0-5.2	0	0	7
Jackson, Kenji	13	40	22	62	0-0	0-0	1	0	1
Hood, Ziggy	14	31	31	62	7-42	5-37	0	2	2
Lambert, Luke	14	30	28	58	3.5-7	1-2	1	1	1
Sulak, Stryker	14	29	26	55	15.5-106	10.5-94	6	0	6
Vaughns, Tru	14	26	23	49	2.5-5	1-4	0		

# 2008

## 2017 MIZZOU FOOTBALL

SCORE/QUARTERS	1	2	3	4	—	TOTAL
Illinois (5-7)	6	7	15	14	—	42
MIZZOU	7	24	14	7	—	52

1ST • MU - Washington 7 run (Wolfort PAT) (10:18)  
 ILL - Judson 30 pass from Williams (PAT blocked) (1:28)  
 2ND • MU - Wolfort 51 FG (14:16)  
 ILL - Walker 34 interception return (Eller PAT) (9:25)  
 MU - MacIn 99 kickoff return (Wolfort PAT) (9:12)  
 MU - Washington 40 run (Wolfort PAT) (5:52)  
 MU - Coffman 17 pass from Daniel (Wolfort PAT) (0:20)

3RD • ILL - Duval 20 pass from Williams (Eller PAT) (9:41)  
 MU - Saunders 4 pass from Daniel (Wolfort PAT) (4:05)  
 MU - Saunders 21 pass from Daniel (Wolfort PAT) (2:50)  
 ILL - Duval 26 pass from Williams (Dufrene PAT pass from Williams (1:17))  
 4TH • ILL - Judson 65 pass from Williams (Eller PAT) (13:23)  
 MU - Weatherspoon 35 interception return (Wolfort PAT) (3:18)  
 ILL - Hoomanawanui 5 pass from Williams (Eller PAT) (0:00)

MU Passing	MU Rushing	MU Receiving
Daniel 26-45-1, 323, 3 TD	Washington 19-137, 2 TD Jackson 5-48 Daniel 9-54	Coffman 9-120, 1 TD Saunders 6-64, 2 TD Perry 5-92
Opp. Passing	Opp. Rushing	Opp. Receiving
Williams 26-42-2, 451, 5 TD	Dufrene 13-75	Benn 7-92

SCORE/QUARTERS	1	2	3	4	—	TOTAL
SE Missouri (4-8, 1-AA)	0	0	0	3	—	3
MIZZOU	21	21	3	7	—	52

1ST • MU - Washington 5 run (Wolfort PAT) (10:51)  
 MU - MacIn 3 pass from Daniel (Wolfort PAT) (7:44)  
 MU - Washington 28 pass from Daniel (Wolfort PAT) (1:13)  
 2ND • MU - Perry 28 pass from Daniel (Wolfort PAT) (12:12)  
 MU - Weatherspoon 65 interception return (Wolfort PAT) (11:19)  
 MU - Washington 5 run (Wolfort PAT) (8:45)  
 3RD • MU - Wolfort 43 FG (4:00)  
 4TH • SEMO - Spada 31 FG (11:33)  
 MU - Jackson 17 run (Wolfort PAT) (9:38)

MU Passing	MU Rushing	MU Receiving
Daniel 16-17-0, 245, 3 TDs	Moore 9-75 Washington 8-67, 2 TDs	Jackson 6-70 Perry 3-60, 1 TD
Opp. Passing	Opp. Rushing	Opp. Receiving
Lillard 20-38-1, 197	Jackson 10-64, 1 TD Jones 12-56	Coffman 3-48 Peoples 8-80

SCORE/QUARTERS	1	2	3	4	—	TOTAL
Nevada (7-6)	7	10	0	0	—	17
MIZZOU	17	21	21	10	—	69

1ST • MU - Washington 59 run (Wolfort PAT) (13:49)  
 MU - MacIn 80 pass from Daniel (Wolfort PAT) (12:02)  
 NEV - Kaepernick 1 run (Jaekle PAT) (7:35)  
 MU - Wolfort 27 FG (2:28)  
 2ND • MU - Perry 27 pass from Daniel (Wolfort PAT) (13:56)  
 NEV - Jaekle 31 FG (5:43)  
 MU - Washington 2 run (Wolfort PAT) (3:45)  
 MU - MacIn 14 pass from Daniel (Wolfort PAT) (1:31)  
 NEV - Mitchell 42 pass from Kaepernick (Jaekle PAT) (0:00)

3RD • MU - MacIn 49 pass from Daniel (Wolfort PAT) (12:32)  
 MU - Coffman 32 pass from Saunders (Wolfort PAT) (8:13)  
 MU - Patton 3 run (Wolfort PAT) (2:55)  
 4TH • MU - Wolfort 24 FG (14:57)  
 MU - Gettys 27 interception return (Wolfort PAT) (4:54)

MU Passing	MU Rushing	MU Receiving
Daniel 23-28-0, 405, 4 TDs	Washington 8-75, 2 TDs Moore 10-26	MacIn 6-172, 3 TDs Coffman 6-127, 1 TD
Opp. Passing	Opp. Rushing	Opp. Receiving
Kaepernick 17-31-0, 152, 1 TD	Daniel 1-12 Kaepernick 8-71, 1 TD	Saunders 6-100 McCoy 6-29

SCORE/QUARTERS	1	2	3	4	—	TOTAL
Buffalo (8-6)	7	7	7	0	—	21
MIZZOU	10	10	13	9	—	42

1ST • MU - Washington 6 run (Wolfort PAT) (11:47)  
 MU - Wolfort 26 FG (1:56)  
 UB - Jackson 97 kickoff return (Principle PAT) (1:42)  
 2ND • MU - MacIn 16 run (Wolfort PAT) (11:53)  
 UB - Jackson 32 pass from Willy (Principle PAT) (7:30)  
 MU - Wolfort 48 FG (0:00)

3RD • MU - Alexander 27 pass from Daniel (Wolfort PAT) (12:13)  
 UB - Jackson 3 pass from Willy (Principle PAT) (7:16)  
 MU - Washington 3 run (PAT pass failed) (1:25)  
 4TH • MU - Coffman 4 pass from Daniel (Wolfort PAT) (9:41)  
 MU - Safety, snap through endzone (7:37)

MU Passing	MU Rushing	MU Receiving
Daniel 36-43-0, 439, 2 TDs	Washington 18-94, 2 TDs MacIn 2-25, 1 TD	MacIn 14-168 Coffman 10-84, 1 TD
Opp. Passing	Opp. Rushing	Opp. Receiving
Willy 22-40-1, 237, 2 TDs	Daniel 4-17 Henry 16-65	Saunders 2-71 Roosevelt 9-87

SCORE/QUARTERS	1	2	3	4	—	TOTAL
MIZZOU	14	17	21	0	—	52
Nebraska (9-4)	7	3	0	7	—	17

1ST • MU - MacIn 58 pass from Daniel (Wolfort PAT) (14:01)  
 NU - Swift 20 pass from Ganz (Henery PAT) (9:59)  
 MU - Washington 3 run (Wolfort PAT) (6:53)  
 2ND • MU - Wolfort 48 FG (10:54)  
 MU - Jackson 1 run (Wolfort PAT) (4:08)  
 MU - Christopher 17 interception return (Wolfort PAT) (2:59)  
 NU - Henery 28 FG (0:22)

## MEDIA SUPPLEMENT

3RD • MU - Washington 7 pass from Daniel (Wolfort PAT) (7:16)  
 MU - Washington 43 run (Wolfort PAT) (2:24)  
 MU - Alexander 26 pass from Daniel (Wolfort PAT) (1:32)  
 4TH • MU - Holt 20 pass from Ganz (Henery PAT) (0:00)

MU Passing	MU Rushing	MU Receiving
Daniel 18-23-0, 253, 3 TDs	Washington 14-139, 2 TD Moore 7-34	MacIn 5-89, 1 TD Coffman 5-71
Opp. Passing	Opp. Rushing	Opp. Receiving
Ganz 26-38-1, 290, 2 TDs	MacIn 3-15 Lucky 14-46	Saunders 3-21 Peterson 7-81

SCORE/QUARTERS	1	2	3	4	—	TOTAL
Oklahoma State (9-4)	7	0	14	7	—	28
MIZZOU	3	7	7	6	—	23

1ST • MU - Wolfort 18 FG (9:20)  
 OSU - Robinson 6 run (Bailey PAT) (4:53)  
 2ND • MU - Washington 5 run (Wolfort PAT) (7:26)  
 3RD • OSU - Hunter 68 run (Bailey PAT) (14:03)  
 MU - Jackson 1 run (Wolfort PAT) (3:14)  
 OSU - Davis 40 pass from Robinson (Bailey PAT) (2:01)  
 4TH • OSU - Davis 31 pass from Robinson (Bailey PAT) (6:30)  
 MU - Alexander 7 pass from Daniel (Wolfort PAT) (4:27)

MU Passing	MU Rushing	MU Receiving
Daniel 39-52-3, 390, 1 TD	Daniel 7-46 Washington 8-11, 1 TD	Coffman 11-104 MacIn 8-120
Opp. Passing	Opp. Rushing	Opp. Receiving
Robinson 19-28-1, 215, 2 TDs	MacIn 2-6 Hunter 24-154, 1 TD	Washington 7-52 Bryant 7-47

SCORE/QUARTERS	1	2	3	4	—	TOTAL
MIZZOU	0	3	14	14	—	31
Texas (12-1)	14	21	7	14	—	56

1ST • UT - McCoy 6 run (Lawrence PAT) (8:03)  
 UT - Ogbonnaya 9 run (Lawrence PAT) (1:35)  
 2ND • UT - Williams 32 pass from McCoy (Lawrence PAT) (11:58)  
 UT - Ogbonnaya 10 run (Lawrence PAT) (9:39)  
 UT - Shipley 13 pass from McCoy (Lawrence PAT) (0:41)  
 MU - Wolfort 33 FG (0:00)

3RD • MU - Washington 2 run (Wolfort PAT) (8:54)  
 UT - McCoy 2 run (Lawrence PAT) (4:58)  
 MU - Coffman 13 pass from Daniel (Wolfort PAT) (1:49)  
 4TH • UT - Johnson 1 run (Bailey PAT) (10:52)  
 MU - Perry 18 pass from Daniel (Wolfort PAT) (8:37)  
 UT - Buckner 51 pass from Chiles (Bailey PAT) (5:03)  
 MU - Daniel 1 run (Wolfort PAT) (4:18)

MU Passing	MU Rushing	MU Receiving
Daniel 31-41-2, 318, 2 TDs	Washington 7-17, 1 TD Jackson 4-17	Coffman 12-140, 1 TD MacIn 8-66
Opp. Passing	Opp. Rushing	Opp. Receiving
McCoy 29-32-0, 337, 2 TDs	Alexander 1-3 Ogbonnaya 13-65, 2 TDs	Perry 4-37, 1 TD Shipley 8-89, 1 TD

SCORE/QUARTERS	1	2	3	4	—	TOTAL
Colorado (5-7)	0	0	0	0	—	0
MIZZOU	21	13	14	10	—	58

1ST • MU - Washington 3 run (Wolfort PAT) (13:51)  
 MU - Coffman 1 pass from Daniel (Wolfort PAT) (10:48)  
 MU - MacIn 3 pass from Daniel (Wolfort PAT) (3:20)  
 2ND • MU - Saunders 10 pass from Daniel (Wolfort PAT) (8:10)  
 MU - Wolfort 23 FG (1:42)  
 MU - Wolfort 44 FG (0:00)

3RD • MU - Alexander 4 pass from Daniel (Wolfort PAT) (6:01)  
 MU - MacIn 30 pass from Daniel (Wolfort PAT) (1:08)  
 4TH • MU - Wolfort 46 FG (10:10)  
 MU - Moore 55 run (Wolfort PAT) (4:45)

MU Passing	MU Rushing	MU Receiving
Daniel 31-37-1, 302, 5 TDs	Washington 17-83, 1 TD Patton 0-2-0	MacIn 11-134, 2 TDs Coffman 7-50, 1 TD
Opp. Passing	Opp. Rushing	Opp. Receiving
Hawkins 9-17-0, 86	Daniel 5-34 Hansen 16-30	Saunders 5-44, 1 TD McKnight 4-44

SCORE/QUARTERS 1 2 3 4 — TOTAL  
 MIZZOU 14 7 0 10 — 31  
 Baylor (4-8) 0 7 14 7 — 28  
 1ST • MU - Coffman 3 pass from Daniel (Wolfort PAT) (11:12)  
 MU - Saunders 19 pass from Daniel (Wolfort PAT) (6:50)  
 2ND • BU - Griffin 4 run (Parks PAT) (9:45)  
 MU - Jackson 1 run (Wolfort PAT) (1:26)  
 3RD • BU - Sims 2 run (Parks PAT) (9:36)  
 BU - Taylor 16 pass from Griffin (Parks PAT) (3:39)  
 4TH • MU - Coffman 13 pass from Daniel (Wolfort PAT) (14:53)  
 BU - Finley 36 pass from Griffin (Parks PAT) (9:45)  
 MU - Wolfort 34 FG (2:31)

MU Passing	MU Rushing	MU Receiving
Daniel 30-38-2, 318, 3 TDs	Washington 14-97 MacIn 5-26	Coffman 10-75, 2 TDs Saunders 7-109, 1 TD
Opp. Passing	Opp. Rushing	Opp. Receiving
Griffin 26-35-1, 283, 2 TDs	Jackson 5-19, 1 TD Finley 14-73	MacIn 5-31 White 7-58

SCORE/QUARTERS	1	2	3	4	—	TOTAL
Kansas State (5-7)	0	3	7	14	—	24
MIZZOU	7	17	3	14	—	41

1ST • MU - Washington 6 run (Wolfort PAT) (3:41)  
 2ND • MU - Wolfort 32 FG (6:33)  
 MU - MacIn 42 pass from Daniel (Wolfort PAT) (3:16)  
 MU - MacIn 16 pass from Daniel (Wolfort PAT) (1:30)  
 KSU - Rossman 43 FG (0:00)

3RD • MU - Wolfort 24 FG (11:27)  
 KSU - Freeman 6 run (Rossman PAT) (0:25)  
 4TH • MU - Perry 13 pass from Patton (Wolfort PAT) (6:33)  
 KSU - Banks 93 run (Rossman PAT) (1:11)  
 KSU - Banks 4 pass from Coffman (Rossman PAT) (0:22)

MU Passing	MU Rushing	MU Receiving
Daniel 24-36-2, 271, 2 TDs	MacIn 4-84, 1 TD Patton 1-2-0, 13, 1 TD	MacIn 8-118, 2 TDs Washington 17-75, 1 TD
Opp. Passing	Opp. Rushing	Opp. Receiving
Freeman 18-36-0, 121	Jackson 7-48 Banks 2-95, 1 TD	Alexander 4-43 Banks 9-34, 1 TD

SCORE/QUARTERS	1	2	3	4	—	TOTAL
MIZZOU	7	24	7	14	—	52
Iowa State (2-10)	0	7	6	7	—	20

1ST • MU - Saunders 3 pass from Daniel (Wolfort PAT) (9:48)  
 2ND • MU - Washington 2 run (Wolfort PAT) (14:28)  
 MU - Moore 17 interception return (Wolfort PAT) (9:47)  
 ISU - Neal 1 pass from Arnaud (Mahoney PAT) (5:02)  
 MU - Washington 52 run (Wolfort PAT) (4:11)  
 MU - Wolfort 30 FG (0:00)

MU Passing	MU Rushing	MU Receiving
Daniel 32-40-1, 328, 2 TDs	Washington 11-128, 2 TD Jackson 8-19, 2 TD	MacIn 8-103, 1 TD Jones 7-61
Opp. Passing	Opp. Rushing	Opp. Receiving
Arnaud 36-54-2, 326, 2 TDs	MacIn 4-8 Robinson 11-59	Saunders 7-38, 1 TD Darks 8-59

SCORE/QUARTERS	1	2	3	4	—	TOTAL
Kansas (8-5)	3	16	7	14	—	40
MIZZOU	0	10	13	14	—	37

1ST • KU - Branstetter 34 FG (13:06)  
 2ND • KU - Briscoe 9 pass from Reesing (Branstetter PAT) (14:25)  
 MU - Coffman 5 pass from Daniel (Wolfort PAT) (10:19)  
 KU - Safety, Daniel sacked in endzone by Laptad (6:16)  
 KU - Fields 25 pass from Reesing (Branstetter PAT) (1:54)  
 MU - Wolfort 48 FG (0:23)

3RD • KU - Sharp 19 run (Branstetter PAT) (10:29)  
 MU - MacIn 26 pass from Daniel (PAT pass failed) (8:14)  
 MU - Saunders 35 pass from Daniel (Wolfort PAT) (7:17)  
 4TH • MU - Coffman 6 pass from Daniel (Wolfort PAT) (6:52)  
 KU - Meier 8 pass from Reesing (Branstetter PAT) (4:26)  
 MU - Washington 6 run (Wolfort PAT) (1:50)  
 KU - Meier 26 pass from Reesing (Branstetter PAT) (0:27)

MU Passing	MU Rushing	MU Receiving
Daniel 25-41-2, 288, 4 TDs	Daniel 9-103 Washington 11-54, 1 TD	MacIn 9-123, 1 TD Coffman 6-53, 2 TDs
Opp. Passing	Opp. Rushing	Opp. Receiving
Reesing 37-51-2, 375, 4 TDs	MacIn 3-32 Sharp 20-48, 1 TD	Saunders 4-48, 1 TD Meier 14-106, 2 TDs

SCORE/QUARTERS	1	2	3	4	—	TOTAL
MIZZOU	0	7	7	7	—	21
Oklahoma (12-2)	10	28	3	21	—	62

1ST • OU - Stevens 20 FG (10:55)  
 OU - Brown 4 run (Stevens PAT) (2:03)  
 2ND • MU - MacIn 27 pass from Daniel (Wolfort PAT) (13:09)  
 OU - Iglesias 10 pass from Bradford (Stevens PAT) (11:00)  
 OU - Iglesias 7 pass from Bradford (Stevens PAT) (8:59)  
 OU - Madu 12 run (Stevens PAT) (2:33)  
 OU - Brown 6 run (Stevens PAT) (0:53)

3RD • OU - Stevens 30 FG (9:00)  
 MU - Saunders 9 pass from Daniel (Wolfort PAT) (3:59)  
 4TH • OU - Madu 1 run (Stevens PAT) (14:40)  
 MU - Coffman 8 pass from Daniel (Wolfort PAT) (11:07)  
 OU - Brown 6 run (Stevens PAT) (7:26)  
 OU - Madu 37 run (Stevens PAT) (3:33)

MU Passing	MU Rushing	MU Receiving
Daniel 27-43-2, 255, 3 TDs	Washington 10-29 Daniel 10-13	Saunders 8-72, 1 TD MacIn 7-46, 1 TD
Opp. Passing	Opp. Rushing	Opp. Receiving
Bradford 34-49-0, 384, 2 TDs	Moore 4-11 Brown 27-122, 3 TDs	Coffman 4-48, 1 TD Iglesias 9-125, 2 TDs

SCORE/QUARTERS	1	2	3	4	OT	TOTAL
MIZZOU	0	10	10	3	7	30
Northwestern (9-4)	7	3	13	0	0	23

1ST • NW - Peterman 35 pass from Bacher (Villarreal PAT) (9:30)  
 2ND • MU - Wolfort 31 FG (14:49)  
 NW - Villarreal 21 FG (9:11)  
 MU - MacIn 75 punt return (Wolfort PAT) (1:00)  
 3RD • NW - Ward 46 pass from Bacher (PAT failed) (12:08)  
 MU - Alexander 11 pass from Daniel (Wolfort PAT) (7:20)  
 MU - Wolfort 43 FG (3:45)  
 NW - Lane 23 pass from Bacher (Villarreal PAT) (0:31)

MU Passing	MU Rushing	MU Receiving
Daniel 27-44-3, 200, 2 TDs	Washington 15-44 MacIn 5-43	Coffman 7-67 MacIn 7-39, 1 TD
Opp. Passing	Opp. Rushing	Opp. Receiving
Bacher 27-43-1, 304, 3 TDs	Daniel 9-29 Sutton 29-114	Saunders 6-33 Ward 7-101, 1 TD



Main table with columns: Date, Team, Result, Attend., Rank, 1st Down, Rushing, Passing, Total Off., Fumb., Pen., Punts, Time, 3rd Down, 4th Down, Sacks, PATs, FGS, TV. Rows include games vs. Illinois, Western Michigan, Illinois State, Nebraska, Oklahoma, Texas Tech, Iowa State, Colorado, Texas A&M, Kansas State, Oklahoma, and Arkansas.

Legend — ^ at St. Louis; N-Night game; \* Big 12 Conference game; + at Kansas City; # Big 12 Championship Game at San Antonio, Texas; & AT&T Cotton Bowl at Dallas, Texas. Head Coach: Gary Pinkel. Assistant Coaches: Dave Christensen (HC/OC/OL); Matt Eberflus (ASOHC/DC/S); Cornell Ford (DB); Andy Hill (WR); Brian Jones (RB); Craig Kuligowski (DL); Dave Steckel (LB); Bruce Walker (TE/OL); David Yost (QB); Matt Rahl (GA-Off.); Kent McCullough (GA-Def.); Dan Hopkins (GA-Admin).

Summary statistics table with columns: SCORE/QUARTERS, TEAM STATISTICS, TOTAL OFFENSE, KICK RETURNS, PUNT RETURNS, INT RETURNS, KICK RETURN AVERAGE, PUNT RETURN AVERAGE, FUMBLES-LOST, PENALTIES-YARDS, PUNTS-YARDS, TIME OF POSSESSION/GAME, 3RD-DOWN CONVERSIONS, 4TH-DOWN CONVERSIONS, SACKS BY-YARDS, TOUCHDOWNS SCORED, FIELD GOALS-ATTEMPTS, RED-ZONE SCORES, RED-ZONE TOUCHDOWNS, PAT-ATTEMPTS, ATTENDANCE.

Player statistics table with columns: PASSING, RUSHING, RECEIVING, PUNT RETURNS, PUNTING, FIELD GOALS, OPPONENTS. Lists individual player performance metrics.

Team statistics table with columns: INTERCEPTIONS, KICK RETURNS, SCORING, DEFENSE LEADERS. Lists team-wide performance metrics and defensive player stats.

# 2007

## 2017 MIZZOU FOOTBALL

SCORE/QUARTERS	1	2	3	4	---	TOTAL
MIZZOU	7	16	14	3	---	40
Illinois (9-4)	6	0	21	7	---	34

IST • ILL - Davis 2 blocked punt return (PAT blocked) (8:38)  
 MU - Coffman 1 pass from Daniel (Wolfert PAT) (5:24)  
 2ND • MU - Brown 100 fumble return (PAT rush failed) (2:33)  
 MU - Franklin 2 pass from Daniel (Wolfert PAT) (0:20)  
 MU - Wolfert 27 FG (0:00)  
 3RD • ILL - Mendenhall 25 run (Reda PAT) (12:31)  
 MU - MacIn 25 pass from Daniel (Wolfert PAT) (10:03)  
 MU - MacIn 66 punt return (Wolfert PAT) (6:11)  
 ILL - McGee 16 run (Reda PAT) (4:08)  
 ILL - Hudson 41 pass from McGee (Reda PAT) (2:47)  
 4TH • ILL - Mendenhall 4 run (Reda PAT) (13:48)  
 MU - Wolfert 32 FG (8:32)

MU Passing	MU Rushing	MU Receiving
Daniel 37-54-0, 359, 3 TD	Temple 17-33 MacIn 1-29 Rucker 2-11	Rucker 10-86 Coffman 9-82 Coffman 7-42, 1 TD

Opp. Passing Opp. Rushing Opp. Receiving  
 McGee 17-31-2, 257, 1 TD Dufrene 6-58 Benn 5-74

SCORE/QUARTERS	1	2	3	4	---	TOTAL
MIZZOU	0	28	10	0	---	38
Mississippi (3-9)	0	7	12	6	---	25

IST • No scoring  
 2ND • MU - Franklin 10 pass from Daniel (Wolfert PAT) (14:55)  
 MU - Franklin 40 pass from Daniel (Wolfert PAT) (9:52)  
 MU - Rucker 40 pass from Daniel (Wolfert PAT) (4:24)  
 MISS - Hodge 5 pass from Adams (Shene PAT) (1:09)  
 MU - Coffman 7 pass from Daniel (Wolfert PAT) (0:04)  
 3RD • MU - Bracey 37 pass from Daniel (Wolfert PAT) (13:48)  
 MISS - Wallace 68 pass from Adams (PAT pass failed) (12:53)  
 MU - Wolfert 27 FG (9:40)  
 MISS - Hardy 3 pass from Adams (PAT pass failed) (4:24)  
 4TH • MISS - Green-Ellis 2 run (PAT pass failed) (14:56)

MU Passing	MU Rushing	MU Receiving
Daniel 31-42-0, 330, 5 TDs Coffman 0-1-0	Temple 17-123 Daniel 11-55 MacIn 2-19	Franklin 8-105, 2 TDs MacIn 7-52 Coffman 6-60, 1 TD

Opp. Passing Opp. Rushing Opp. Receiving  
 Adams 23-41-1, 305, 3 TDs Green-Ellis 33-226, 1 TD Wallace 7-136, 1 TD

SCORE/QUARTERS	1	2	3	4	---	TOTAL
MIZZOU	0	3	7	14	---	24
MISSOURI	14	17	7	14	---	52

IST • MU - MacIn 24 pass from Daniel (Wolfert PAT) (12:55)  
 MU - Temple 1 run (Wolfert PAT) (3:23)  
 2ND • MU - MacIn 17 run (Wolfert PAT) (10:43)  
 WMU - Jones 25 FG (6:11)  
 MU - Saunders 25 pass from Daniel (Wolfert PAT) (1:00)  
 MU - Wolfert 47 FG (0:03)  
 3RD • WMU - Wilson 46 interception return (Jones PAT) (9:16)  
 MU - Temple 2 run (Wolfert PAT) (3:02)  
 4TH • WMU - Bonds 9 run (Jones PAT) (13:49)  
 WMU - Ledbetter 27 pass from Hiller (Jones PAT) (10:50)  
 MU - Daniel 35 run (Wolfert PAT) (8:19)  
 MU - Patton 18 run (Wolfert PAT) (1:33)

MU Passing	MU Rushing	MU Receiving
Daniel 27-46-2, 328, 2 TDs Patton 3-5-0, 19	Temple 16-96, 2 TDs Daniel 5-60, 1 TD MacIn 6-52, 1 TD	Rucker 11-115 MacIn 7-96 1 TD Saunders 4-38, 1 TD

Opp. Passing Opp. Rushing Opp. Receiving  
 Hiller 30-43-2, 240, 1 TD Bonds 14-82, 1 TD Simmons 10-98

SCORE/QUARTERS	1	2	3	4	---	TOTAL
MIZZOU	3	7	0	7	---	17
Illinois State (4-7 I-AA)	14	10	7	7	---	38

IST • MU - Franklin 57 pass from Daniel (Wolfert PAT) (14:43)  
 MU - Temple 11 pass from Daniel (Wolfert PAT) (6:03)  
 ISU - Funk 21 FG (0:12)  
 2ND • MU - MacIn 8 pass from Daniel (Wolfert PAT) (8:32)  
 ISU - Fisher 4 run (Funk PAT) (3:41)  
 MU - Wolfert 26 FG (0:00)  
 3RD • MU - Temple 1 run (Wolfert PAT) (0:49)  
 4TH • MU - MacIn 64 punt return (Wolfert PAT) (14:35)  
 ISU - Salem 13 pass from Drone (Funk PAT) (1:52)

MU Passing	MU Rushing	MU Receiving
Daniel 21-34-2, 294, 3 TDs Patton 2-5-1, 33 Saunders 1-1-0, 14	Temple 18-101, 1 TD Goldsmith 5-44 Woods 5-36	MacIn 5-53, 1 TD Rucker 4-71 Coffman 3-31

Opp. Passing Opp. Rushing Opp. Receiving  
 Drone 22-37-1, 242, 1 TD Blow 21-116 Salem 7-106, 1 TD

SCORE/QUARTERS	1	2	3	4	---	TOTAL
MIZZOU	3	3	0	0	---	6
Nebraska (5-7)	14	6	14	7	---	41

IST • MU - Daniel 1 run (Wolfert PAT) (10:15)  
 MU - Coffman 6 pass from Daniel (Wolfert PAT) (4:57)  
 MU - Henery 26 FG (0:49)  
 2ND • MU - Wolfert 23 FG (5:28)  
 MU - Henery 39 FG (1:51)  
 MU - Wolfert 33 FG (0:09)  
 3RD • MU - Daniel 3 run (Wolfert PAT) (11:08)  
 MU - Alexander 48 pass from Daniel (Wolfert PAT) (6:51)  
 4TH • MU - Rucker 10 pass from Saunders (Wolfert PAT) (12:52)

MU Passing	MU Rushing	MU Receiving
Daniel 33-47-0, 401, 2 TDs Patton 0-1-0 Saunders 1-1-0, 10, 1 TD Keller 25-43-1, 223	Daniel 11-72, 2 TDs MacIn 6-53 Washington 3-18 Lucky 17-67	Rucker 9-109, 1 TD Coffman 6-75, 1 TD Franklin 6-56 Lucky 7-56

SCORE/QUARTERS	1	2	3	4	---	TOTAL
MIZZOU	7	3	14	7	---	31
Oklahoma (11-3)	10	7	6	18	---	41

IST • MU - MacIn 5 run (Wolfert PAT) (10:12)  
 OU - Iglesias 4 pass from Bradford (Hartley PAT) (3:33)  
 OU - Hartley 28 FG (0:04)  
 2ND • OU - Gresham 30 pass from Bradford (Hartley PAT) (11:52)  
 MU - Wolfert 19 FG (0:00)  
 3RD • OU - Brown 4 run (Hartley PAT failed) (9:30)  
 MU - MacIn 10 run (Wolfert PAT) (4:41)  
 MU - Jackson 4 run (Wolfert PAT) (1:30)  
 4TH • OU - Brown 1 run (PAT pass failed) (12:26)  
 OU - Lofton 12 fumble return (PAT pass failed) (11:40)  
 OU - Brown 17 run (Hartley PAT blocked) (2:39)  
 MU - Rucker 5 pass from Daniel (Wolfert PAT) (0:12)

MU Passing	MU Rushing	MU Receiving
Daniel 37-47-2, 361, 1 TD MacIn 1-2-1, 0	MacIn 4-32, 2 TDs Jackson 6-22, 1 TD Saunders 1-8	Coffman 10-102 Franklin 6-70 Alexander 6-54

Opp. Passing Opp. Rushing Opp. Receiving  
 Bradford 24-34-0, 266, 2 TDs Brown 13-57, 3 TDs Iglesias 7-77, 1 TD

SCORE/QUARTERS	1	2	3	4	---	TOTAL
MIZZOU	0	10	0	0	---	10
Texas Tech (9-4)	10	7	7	17	---	41

IST • MU - Sulak 38 interception return (Wolfert PAT) (10:21)  
 MU - Wolfert 21 FG (2:13)  
 2ND • TECH - Britton 68 pass from Harrell (Trlica PAT) (6:39)  
 MU - Jackson 1 run (Wolfert PAT) (5:05)  
 TECH - Trlica 45 FG (0:22)  
 3RD • MU - Jackson 3 run (Wolfert PAT) (7:34)  
 4TH • MU - Jackson 1 run (Wolfert PAT) (14:04)  
 MU - MacIn 57 pass from Daniel (Wolfert PAT) (9:36)  
 MU - Wolfert 39 FG (4:40)

MU Passing	MU Rushing	MU Receiving
Daniel 14-19-1, 210, 1 TD Patton 0-1-0	Washington 9-66 Jackson 12-59, 3 TDs Goldsmith 7-37	Coffman 3-53 Rucker 3-51 Jackson 3-15

Opp. Passing Opp. Rushing Opp. Receiving  
 Harrell 44-69-4, 397, 1 TD Woods 10-30 Amendola 11-94

SCORE/QUARTERS	1	2	3	4	---	TOTAL
MIZZOU	14	6	15	7	---	42
Iowa State (3-9)	0	14	7	7	---	28

IST • MU - Jackson 1 run (Wolfert PAT) (12:32)  
 MU - Temple 7 run (Wolfert PAT) (6:52)  
 2ND • ISU - McDowell 25 interception return (Culbertson PAT) (9:43)  
 MU - Wolfert 36 FG (7:35)  
 ISU - Meyer 1 run (Culbertson PAT) (0:24)  
 MU - Wolfert 48 FG (0:00)  
 3RD • MU - Williams 0 fumble return (Daniel PAT pass to Franklin) (14:04)  
 ISU - Hamilton 1 pass from Meyer (Culbertson PAT) (9:00)  
 MU - Rucker 10 pass from Daniel (Wolfert PAT) (5:57)  
 4TH • MU - MacIn 17 run (Wolfert PAT) (11:24)  
 ISU - Robinson 37 run (Culbertson PAT) (7:19)

MU Passing	MU Rushing	MU Receiving
Daniel 28-37-1, 250, 1 TD	Temple 8-40, 1 TD Jackson 7-32, 1 TD MacIn 5-26, 1 TD	Rucker 7-66, 1 TD MacIn 7-65 Alexander 4-37

Opp. Passing Opp. Rushing Opp. Receiving  
 Meyer 33-47-0, 237, 1 TD Robinson 21-149, 1 TD Sumrall 8-44

SCORE/QUARTERS	1	2	3	4	---	TOTAL
MIZZOU	7	24	17	4	---	55
Colorado (6-7)	10	0	0	0	---	10

IST • CU - Ellis 2 run (Eberhart PAT) (13:27)  
 MU - Rucker 3 pass from Daniel (Wolfert PAT) (12:18)  
 CU - Eberhart 24 FG (2:10)  
 2ND • MU - MacIn 46 pass from Daniel (Wolfert PAT) (14:04)  
 MU - Wolfert 27 FG (10:02)  
 MU - Temple 4 run (Wolfert PAT) (5:54)  
 MU - Coffman 25 pass from Daniel (Wolfert PAT) (1:32)  
 3RD • MU - Coffman 23 pass from Daniel (Wolfert PAT) (9:29)  
 MU - Wolfert 23 FG (6:58)  
 MU - Coffman 5 pass from Daniel (Wolfert PAT) (0:45)  
 4TH • MU - Washington 3 run (Wolfert PAT) (4:23)

MU Passing	MU Rushing	MU Receiving
Daniel 26-44-1, 421, 5 TDs Patton 1-1-0, 8	Washington 8-48, 1 TD Woods 5-32 Temple 10-27, 1 TD	MacIn 6-108, 1 TD Rucker 6-26, 1 TD Coffman 5-60, 3 TDs

Opp. Passing Opp. Rushing Opp. Receiving  
 Hawkins 12-25-1, 100 Charles 14-55 Sprague 4-43

SCORE/QUARTERS	1	2	3	4	---	TOTAL
MIZZOU	7	17	0	16	---	40
Texas A&M (7-6)	2	7	10	7	---	26

IST • MU - Temple 44 run (Wolfert PAT) (13:29)  
 A&M - Safety, ball snapped out of endzone (9:22)  
 2ND • MU - Coffman 5 pass from Daniel (Wolfert PAT) (11:24)  
 A&M - Bennett 6 pass from McGee (Szymanski PAT) (9:53)  
 MU - Wolfert 32 FG (3:31)  
 MU - MacIn 82 pass from Daniel (Wolfert PAT) (1:43)

3RD • A&M - Lane 2 run (Szymanski PAT) (12:35)  
 A&M - Szymanski 22 FG (3:39)  
 4TH • MU - Jackson 6 run (Wolfert PAT) (9:00)  
 A&M - Bennett 42 pass from McGee (Szymanski PAT) (7:56)  
 MU - MacIn 12 pass from Daniel (Wolfert PAT) (3:41)  
 MU - Safety, Williams sacked QB in endzone (3:33)

MU Passing	MU Rushing	MU Receiving
Daniel 27-35-0, 352, 3 TDs	Temple 22-141, 1 TD Jackson 10-45, 1 TD MacIn 4-32	MacIn 5-146, 2 TDs Rucker 6-54 Franklin 4-45

Opp. Passing Opp. Rushing Opp. Receiving  
 McGee 18-28-1, 247, 2 TDs Lane 12-50, 1 TD Goodson 5-67

SCORE/QUARTERS	1	2	3	4	---	TOTAL
MIZZOU	14	7	14	14	---	49
Kansas State (5-7)	9	9	7	7	---	32

IST • MU - MacIn 8 pass from Daniel (Wolfert PAT) (13:53)  
 KSU - Rossman 18 FG (7:40)  
 MU - MacIn 99 kickoff return (Wolfert PAT) (7:25)  
 KSU - Johnson 66 run (PAT blocked) (0:16)  
 2ND • KSU - Pierce 5 blocked punt return (PAT blocked) (14:16)  
 MU - Rucker 8 pass from Daniel (Wolfert PAT) (10:53)  
 KSU - Rossman 22 FG (0:38)

3RD • MU - Temple 2 run (Wolfert PAT) (14:01)  
 MU - MacIn 44 pass from Daniel (Wolfert PAT) (9:20)  
 KSU - Pierce 20 pass from Freeman (Rossman PAT) (2:23)  
 4TH • MU - Rucker 1 pass from Daniel (Wolfert PAT) (9:34)  
 MU - Temple 1 run (Wolfert PAT) (6:25)  
 KSU - Nelson 13 pass from Freeman (Rossman PAT) (2:04)

MU Passing	MU Rushing	MU Receiving
Daniel 28-41-0, 284, 4 TDs	Temple 16-75, 2 TDs Jackson 5-34 Washington 3-14	MacIn 9-143, 2 TDs Saunders 5-44 Rucker 4-28, 2 TDs

Opp. Passing Opp. Rushing Opp. Receiving  
 Freeman 26-41-1, 256, 2 TDs Johnson 22-172, 1 TD Nelson 8-94, 1 TD

SCORE/QUARTERS	1	2	3	4	---	TOTAL
MIZZOU	7	7	14	8	---	36
Kansas (12-1)	0	0	7	21	---	28

IST • MU - Rucker 1 pass from Daniel (Wolfert PAT) (0:29)  
 2ND • MU - Alexander 11 pass from Daniel (Wolfert PAT) (9:21)  
 MU - Jackson 1 run (Wolfert PAT) (10:36)  
 3RD • KU - McAnderson 1 run (Webb PAT) (7:21)  
 MU - Washington 3 pass from Daniel (Wolfert PAT) (1:19)  
 4TH • KU - Reesing 5 run (Webb PAT) (13:02)  
 MU - Wolfert 43 FG (9:55)  
 KU - Fields 10 pass from Reesing (Webb PAT) (8:28)  
 MU - Wolfert 43 FG (3:31)

KU - Henry 5 pass from Reesing (Webb PAT) (2:03)  
 MU - Safety, Williams sacked QB in endzone (0:12)  
 MU Passing MU Rushing MU Receiving  
 Daniel 40-49-0, 361, 3 TDs Temple 22-98 Alexander 8-117, 1 TD  
 Saunders 1-1-0, 7 MacIn 4-22 MacIn 10-69  
 Jackson 5-15 Saunders 8-82  
 Opp. Passing Opp. Rushing Opp. Receiving  
 Reesing 28-49-2, 349, 2 TDs McAnderson 14-41, 1 TD Fields 8-116, 1 TD

SCORE/QUARTERS	1	2	3	4	---	TOTAL
MIZZOU	0	14	14	10	---	38
Oklahoma (11-3)	3	11	0	3	---	17

IST • MU - Wolfert 38 FG (3:19)  
 2ND • OU - Brown 3 run (Hartley PAT) (14:57)  
 MU - Wolfert 18 FG (9:46)  
 OU - Brown 2 run (Hartley PAT) (3:41)  
 MU - Daniel 4 run (MacIn PAT pass to Rucker) (0:14)  
 3RD • OU Patrick 4 run (Hartley PAT) (4:04)  
 OU - Gresham 5 pass from Bradford (Hartley PAT) (2:32)  
 4TH • MU - Wolfert 32 FG (14:51)  
 OU - Finley 4 pass from Bradford (Hartley PAT) (10:28)  
 OU - Hartley 26 FG (6:13)

MU Passing	MU Rushing	MU Receiving
Daniel 23-39-1, 219	MacIn 4-40 Temple 13-26 Daniel 11-16, 1 TD	MacIn 8-69 Rucker 6-76 Saunders 6-61

Opp. Passing Opp. Rushing Opp. Receiving  
 Bradford 18-26-0, 209, 1 TD Allen 13-88, 1 TD Finley 5-34

SCORE/QUARTERS	1	2	3	4	---	TOTAL
MIZZOU	7	7	14	10	---	38
Arkansas (8-5)	0	0	7	0	---	7

IST • MU - Temple 22 run (Wolfert PAT) (2:29)  
 2ND • MU - Temple 4 run (Wolfert PAT) (4:35)  
 3RD • MU - Temple 4 run (Wolfert PAT) (13:38)  
 MU - Moore 26 interception return (Wolfert PAT) (7:37)  
 ARK - McFadden 3 run (Tejada PAT) (3:08)  
 4TH • MU - Wolfert 32 FG (10:25)  
 MU - Temple 40 run (Wolfert PAT) (8:33)

MU Passing	MU Rushing	MU Receiving
Daniel 12-29-1, 136	Temple 24-281, 4 TDs Jackson 5-39 MacIn 5-26	Franklin 5-77 MacIn 5-32 Rucker 3-19

Opp. Passing Opp. Rushing Opp. Receiving  
 Dick 19-32-1, 197 McFadden 21-105, 1 TD Hillis 5-52

## MEDIA SUPPLEMENT



Date	Team	Result	Attend.	Rank	1st Down	Rushing Att.	Rushing Yds.	Rushing TD	Passing Comp.-Att.-INT	Yds.	TD	Total Off. No.	Total Off. Yds.	Fumb. #	Pen. #	Punts #	Time Poss.	3rd Down	4th Down	Sacks #	PATS #	FGs #	TV
5 2	Murray State at Mizzou (N)	W, 47-7	50,074	—	10	27	27	0	20-30-1	123	1	55	150	1-1	3-25	8-34.5	32:20	3-14	0-1	3-33	1-1	0-0	—
5 9	Mississippi at Mizzou	W, 34-7	51,112	RV	10	28	72	0	13-29-3	90	1	57	162	1-0	3-32	10-40.5	30:49	3-14	1-1	1-2	1-1	0-0	FSN
5 16	Mizzou at New Mexico (N)	W, 27-17	27,806	—	15	40	197	2	25-36-1	199	1	76	396	1-1	2-11	4-37.5	31:31	7-16	1-2	8-55	3-3	2-2	MWN
5 23	Ohio at Mizzou	W, 31-6	50,098	RV	14	30	43	0	17-33-1	145	1	63	188	3-1	10-88	8-41.9	32:01	5-15	0-0	0-0	0-1	0-2	—
5 30	*Colorado at Mizzou	W, 28-13	57,824	25	23	40	100	0	23-37-2	253	4	77	353	0-0	5-60	3-34.7	31:46	11-18	0-1	4-24	4-4	0-0	FSN
0 7	Mizzou *at Texas Tech (N)	W, 38-21	49,050	23	18	40	133	2	15-22-1	173	2	62	306	1-0	7-60	4-47.5	29:41	7-13	0-1	4-22	5-5	1-1	TBS
0 14	Mizzou *at Texas A&M	L, 25-19	71,136	—	23	51	180	2	20-24-0	223	1	75	403	0-0	7-64	5-46.2	41:30	9-15	0-0	1-11	2-2	1-1	ABC
0 21	*Kansas State at Mizzou	W, 41-21	64,657	24	24	37	171	0	24-31-0	262	4	68	433	2-2	7-54	3-42.0	31:00	7-14	0-2	4-17	5-5	2-2	—
0 28	*Oklahoma at Mizzou	L, 26-10	62,045	23	20	27	76	1	23-46-3	284	0	73	360	3-1	8-75	4-24.5	23:37	10-19	0-1	1-7	1-1	1-1	ABC
N 4	Mizzou *at Nebraska	L, 34-20	85,197	RV	21	32	119	0	20-38-2	244	2	70	363	1-1	2-15	4-39.0	24:49	3-13	3-4	0-0	2-2	2-2	ABC
N 18	Mizzou *at Iowa State	L, 21-16	39,631	—	23	48	196	2	15-27-1	153	1	75	349	1-0	5-40	4-47.2	34:52	8-16	2-2	3-14	3-3	0-1	—
N 25	*Kansas at Mizzou	W, 42-17	55,614	—	27	37	137	1	26-38-0	356	4	75	493	0-0	1-15	2-39.5	33:40	9-17	1-1	3-10	3-3	2-2	ABC
D 29	#Oregon State vs. Mizzou	L, 39-38	48,732	—	21	33	202	2	17-32-0	359	3	65	561	3-2	1-15	5-38.2	26:25	5-13	1-1	2-16	5-5	1-1	CBS

Legend — N-Night game; \*Big 12 Conference game; #Sun Bowl at El Paso, Texas  
 Head Coach: Gary Pinkel. Assistant Coaches: Dave Christensen (AHC/OC/L); Matt Eberflus (ASSOCHC/DC/S); Cornell Ford (DB); Andy Hill (WR); Brian Jones (RB); Craig Kuligowski (DL); Steve Steckel (LB); Bruce Walker (TE/OL); David Yost (QB); Nick Otterbacher (GA-Off.); Kent McCullough (GA-Def.); Matt Torres (GA-Admin.).

SCORE/QUARTERS	1	2	3	4	OT	TOTAL
MIZZOU	112	102	93	84	0	391
Opponents	58	77	70	49	0	254

TEAM STATISTICS	MU	OPP
Points Per Game	30.1	19.5
FIRST DOWNS	291	246
Rushing - Passing	104 - 168	101 - 125
Penalty	19	20
RUSHING ATTEMPTS - YARDAGE	457 - 1943	465 - 1749
Average Per Rush	4.3	3.8
Average Per Game	149.5	134.5
TDs Rushing	16	11
PASSING YARDAGE	3590	2414
Att-Comp-Int	465-291-11	400-231-13
Average Per Pass	7.7	6.0
Average Per Catch	12.3	10.5
Average Per Game	276.2	185.7
TDs Passing	29	19
TOTAL OFFENSE	922 - 5533	865 - 4163
Average Per Play	6.0	4.8
Average Per Game	425.6	320.2
KICK RETURNS: #-YARDS	24-410	52-1097
PUNT RETURNS: #-YARDS	25-187	17-188
INT RETURNS: #-YARDS	13-200	11-77
KICK RETURN AVERAGE	17.1	21.1
PUNT RETURN AVERAGE	7.5	11.1
FUMBLES-LOST	22-15	25-15
PENALTIES-YARDS	60-514	65-562
Average Per Game	39.5	43.2
PUNTS-YARDS	48-1852	66-2689
Average Per Punt	38.6	40.7
Net punt average	32.2	36.1
TIME OF POSSESSION/GAME	27:46	32:14
3RD-DOWN CONVERSIONS	92/190	70/181
3rd-Down Pct	48%	39%
4TH-DOWN CONVERSIONS	9/17	8/21
4th-Down Pct	53%	38%
SACKS BY-YARDS	36-216	19-163
TOUCHDOWNS SCORED	48	32
FIELD GOALS-ATTEMPTS	18-21	9-13
RED-ZONE SCORES	50-59 85%	32-40 80%
RED-ZONE TOUCHDOWNS	34-59 58%	25-40 63%
PAT-ATTEMPTS	45-45 100%	29-30 97%
ATTENDANCE	391424	272820
Games/Avg Per Game	7/55918	5/54564
Neutral Site Games	—	1/48732

PASSING	G	Att	Yds	TD	Int	Pct	Effic	Comp-Att-Int	Yds	TD	Lng	Avg/G
Daniel, Chase	13	147	598	219	379	2.6	4	25	29.2	16	9.5	22.5
Coleman, Brandon	8	8	88	9	79	9.9	1	62	9.9	1	11	12.4
Saunders, Tommy	13	25	271	10.8	2	29	20.8	1	74	19.3	15	11.8
Davis, Connell	11	6	20	2	18	3.0	0	14	1.6	1	17	2.1
Ekwerekwu, Brad	13	8	18	1	17	2.1	0	4	1.3	1	17	2.1
Alexander, Danario	13	2	14	2	12	6.0	0	14	0.9	0	9	9.0
Rucker, Martin	13	1	9	0	9	9.0	0	9	0.7	0	9	9.0
TEAM	7	4	0	5	-5	-1.2	0	0	-0.7	0	0	-0.7

RUSHING	G	Att	Yds	TD	Lng	YPG
Temple, Tony	13	193	1151	88	1063	5.5
Daniel, Chase	13	147	598	219	379	2.6
Jackson, Jimmy	13	32	129	6	123	3.8
Goldsmith, Earl	10	28	119	10	109	3.9
Woods, Marcus	11	21	101	17	84	4.0
Coleman, Brandon	8	8	88	9	79	9.9
Perry, Jared	13	7	55	0	55	7.9
Davis, Connell	11	6	20	2	18	3.0
Ekwerekwu, Brad	13	8	18	1	17	2.1
Alexander, Danario	13	2	14	2	12	6.0
Rucker, Martin	13	1	9	0	9	9.0
TEAM	7	4	0	5	-5	-1.2

RECEIVING	G	No.	Yds	Avg	TD	Long	Avg/G
Coffman, Chase	13	58	638	11.0	9	37	49.1
Rucker, Martin	13	53	511	9.6	5	47	39.3
Franklin, William	11	48	829	17.3	6	68	75.4
Perry, Jared	13	37	429	11.6	3	74	33.0
Ekwerekwu, Brad	13	32	430	13.4	2	42	33.1
Saunders, Tommy	13	25	271	10.8	2	29	20.8
Alexander, Danario	13	15	251	16.7	1	74	19.3
Ray, Jason	12	6	50	8.3	0	23	4.2
Temple, Tony	13	6	34	5.7	0	10	2.6
Goldsmith, Earl	10	5	59	11.8	0	22	5.9
Bracey, Greg	9	3	79	26.3	1	46	8.8
Woods, Marcus	11	2	11	5.5	0	8	1.0
Jackson, Jimmy	13	1	-2	-2.0	0	0	-0.2

PUNT RETURNS	No.	Yds	Avg	TD	Long
Saunders, Tommy	11	118	10.7	0	41
Woods, Marcus	9	39	4.3	0	18
Brown, Cornelius	4	21	5.2	0	9
Weatherspoon, Sean	1	9	9.0	0	0

PUNTING	No.	Yds	Avg	Long	TB	FC	I20	Blkd
Crossett, Adam	47	1852	39.4	79	6	7	14	0
TEAM	1	0	0.0	0	0	0	0	1

FIELD GOALS	M-A	Pct	01-19	20-29	30-39	40-49	50+	Lg	Blk
Wolfert, Jeff	18-20	90.0	0-0	6-6	8-9	3-4	1-1	54	0
Crossett, Adam	0-1	0.0	0-0	0-0	0-0	0-0	0-1	0	0

INTERCEPTIONS	No.	Yds	Avg	TD	Long
Massey, Brandon	3	13	4.3	0	11
Johnson, Dominique	2	13	6.5	0	13
Bacon, Marcus	2	100	50.0	0	52
Howard, Del	2	16	8.0	0	16

1 INT Each (Return Yards) — William Moore (22 [TD]); Darnell Terrell (19); Xzavie Jackson (17 [TD]); Dedrick Harrington (0).

KICK RETURNS	No.	Yds	Avg	TD	Long
Goldsmith, Earl	13	253	19.5	0	32
Woods, Marcus	4	51	12.8	0	20
Jackson, Jimmy	4	44	11.0	0	17
Temple, Tony	2	38	19.0	0	26
Davis, Connell	1	24	24.0	0	24

SCORING	TD	FGs	Kick	2Pt	Rcv	Pass	DXP	Saf	Points
Wolfert, Jeff	018-20	45-45	0-0	0	0	0-0	0	0	99
Coffman, Chase	9	0-0	0-0	0	0	0-0	0	0	54
Temple, Tony	7	0-0	0-0	0	0	0-0	0	0	42
Franklin, William	6	0-0	0-0	0	0	0-0	0	0	36
Rucker, Martin	5	0-0	0-0	0	0	0-0	0	0	30
Daniel, Chase	4	0-0	0-0	0	0	0-2	0	0	24
Perry, Jared	3	0-0	0-0	0	0	0-0	0	0	18
Ekwerekwu, Brad	2	0-0	0-0	0	0	0-0	0	0	12
Woods, Marcus	2	0-0	0-0	0	0	0-0	0	0	12
Saunders, Tommy	2	0-0	0-0	0	0	0-0	0	0	12
TEAM	0	0-0	0-0	0	0	0-0	0	2	4

1 TD Each — Brandon Coleman (Rush); Jimmy Jackson (Rush); Danario Alexander (Rec.); Greg Bracey (Rec.); William Moore (INT); David Overstreet (Fum. Ret.); Earl Goldsmith (Rush); Xzavie Jackson (INT).

DEFENSE LEADERS	G	UT	AT	TT	TFL	Sack	FF	FR	PBU
Bacon, Marcus	13	70	42	112	5.5-22	3.0-16	5	3	4
Harrington, Dedrick	13	74	26	100	3.5-17	3.5-17	1	0	4
Overstreet, David	13	62	31	93	2.0-4	0.5-2	0	2	5
Christopher, Brock	13	48	39	87	6.5-10	0.0	2	0	3
Massey, Brandon	12	43	24	64	4.0-16	0-0	0	0	5
Jackson, Xzavie	12	40	24	64	13.5-65	8.0-51	1	2	3
Terrell Darnell	13	48	22	70	3.0-18	0-0	2	0	9
Williams, Lorenzo	13	25	28	53	10.5-44	6.0-29	2	3	2
Moore, William	13	33	18	51	1.5-6	0-0	0	1	8
Sulak, Stryker	13	26	25	51	5.0-20	2.0-13	1	3	5

# 2006

## 2017 MIZZOU FOOTBALL

SCORE/QUARTERS	1	2	3	4	—	TOTAL
Murray St. (5-6)	0	0	0	7	—	7
MIZZOU	21	14	5	7	—	47

1ST • MU - Franklin 60 pass from Daniel (Wolfert PAT) (12:58)  
 MU - Ekwerewku 8 pass from Daniel (Wolfert PAT) (6:12)  
 MU - Coffman 3 pass from Daniel (Wolfert PAT) (2:33)

2ND • MU - Woods 2 run (Wolfert PAT) (11:46)  
 MU - Franklin 34 pass from Daniel (Wolfert PAT) (0:57)  
 3RD • MU - Team Safety, Blocked Punt Out of Endzone (8:08)  
 MU - Wolfert 38 FG (6:16)

4TH • MU - Perry 35 pass from Daniel (Wolfert PAT) (10:53)  
 MSU - Moore 13 pass from Barnard (Crass PAT) (1:57)

MU Passing	MU Rushing	MU Receiving
Daniel 23-32-0, 320, 5 TD	Temple 5-119	Coffman 7-64, 1 TD
Coleman 1-3-1, 13	Coleman 1-62	Franklin 4-138, 2 TD
	Woods 5-53, 1 TD	Perry 3-54, 1 TD
Opp. Passing	Opp. Rushing	Opp. Receiving
Barnard 12-17-0, 84, 1 TD	Cook 12-31	Cook 5-43

SCORE/QUARTERS	1	2	3	4	—	TOTAL
Mississippi (4-8)	0	7	0	0	—	7
MIZZOU	10	7	10	7	—	34

1ST • MU - Daniel 3 run (Wolfert PAT) (11:18)  
 MU - Wolfert 22 FG (1:23)

2ND • MU - Woods 1 run (Wolfert PAT) (13:09)  
 MISS - Green 30 pass from Schaeffer (Shene PAT) (1:50)  
 3RD • MU - Ekwerewku 20 pass from Daniel (Wolfert PAT) (11:11)  
 MU - Wolfert 23 FG (7:19)

MU Passing	MU Rushing	MU Receiving
Daniel 24-40-0, 243, 1 TD	Daniel 13-91, 1 TD	Ekwerewku 8-95, 1 TD
Ekwerewku 1-1-0, 10	Temple 14-75	Rucker 6-45
	Woods 6-24, 1 TD	Perry 3-35
Opp. Passing	Opp. Rushing	Opp. Receiving
Schaeffer 13-29-3, 90, 1 TD	Green-Ellis 16-71	Green 4-49, 1 TD

SCORE/QUARTERS	1	2	3	4	—	TOTAL
MIZZOU	10	3	0	14	—	27
New Mexico (6-7)	0	7	3	7	—	17

1ST • MU - Wolfert 37 FG (10:02)  
 MU - Rucker 6 pass from Daniel (Wolfert PAT) (5:13)  
 2ND • UNM - Tuohy 11 INT return (Byrd PAT) (10:36)  
 MU - Wolfert 36 FG (0:23)

3RD • UNM - Byrd 52 FG (0:31)  
 4TH • MU - Daniel 8 run (Wolfert PAT) (10:52)  
 MU - Goldsmith 2 run (Wolfert PAT) (1:46)  
 UNM - Smith 13 pass from Nelson (Byrd PAT) (0:25)

MU Passing	MU Rushing	MU Receiving
Daniel 25-36-1, 199, 1 TD	Temple 22-178	Franklin 9-76
	Daniel 11-33, 1 TD	Rucker 6-56, 1 TD
	Goldsmith 2-10, 1 TD	Coffman 4-33
Opp. Passing	Opp. Rushing	Opp. Receiving
Nelson 16-31-1, 168, 1 TD	Ferguson 12-74	Brown 6-54

SCORE/QUARTERS	1	2	3	4	—	TOTAL
Ohio (9-5)	0	6	0	0	—	6
MIZZOU	7	7	10	7	—	31

1ST • MU - Franklin 68 pass from Daniel (Wolfert PAT) (8:01)  
 2ND • OHIO - Christy 8 pass from Everson (Lasher PAT blocked) (9:31)  
 MU - Franklin 9 pass from Daniel (Wolfert PAT) (5:26)

3RD • MU - Wolfert 44 FG (10:25)  
 MU - Daniel 5 run (Wolfert PAT) (6:38)  
 4TH • MU - Jackson 2 run (Wolfert PAT) (3:13)

MU Passing	MU Rushing	MU Receiving
Daniel 18-34-1, 258, 2 TD	Temple 15-60	Franklin 4-99, 2 TD
	Daniel 9-44, 1 TD	Coffman 3-33
	Goldsmith 5-28	Rucker 3-26
Opp. Passing	Opp. Rushing	Opp. Receiving
Everson 13-23-0, 110, 1 TD	McRae 10-25	McRae 6-43

SCORE/QUARTERS	1	2	3	4	—	TOTAL
Colorado (2-10)	3	3	7	0	—	13
MIZZOU	14	7	7	0	—	28

1ST • MU - Coffman 2 pass from Daniel (Wolfert PAT) (10:58)  
 CU - Crosby 32 FG (7:48)  
 MU - Coffman 9 pass from Daniel (Wolfert PAT) (2:48)

2ND • CU - Crosby 36 FG (7:33)  
 MU - Rucker 1 pass from Daniel (Wolfert PAT) (0:11)

3RD • MU - Perry 7 pass from Daniel (Wolfert PAT) (6:39)

MU Passing	MU Rushing	MU Receiving
Daniel 23-35-2, 253, 4 TD	Temple 18-70	Rucker 6-66, 1 TD
Coleman 0-1-0	Jackson 6-23	Franklin 4-51
Saunders 0-1-0	Goldsmith 5-10	Ekwerewku 4-49
Opp. Passing	Opp. Rushing	Opp. Receiving
Jackson 13-27-0, 190	Jackson 15-93, 1 TD	Geer 3-39

SCORE/QUARTERS	1	2	3	4	—	TOTAL
MIZZOU	10	14	7	7	—	38
Texas Tech (8-5)	0	14	7	0	—	21

1ST • MU - Wolfert 41 FG (9:33)  
 MU - Temple 1 run (Wolfert PAT) (2:00)

2ND • MU - Jackson, X. 17 INT return (Wolfert PAT) (11:48)  
 MU - Moore 22 INT return (Wolfert PAT) (11:20)  
 TECH - Reed 30 pass from Harrell (Trlica PAT) (2:51)  
 TECH - Filani 6 pass from Harrell (Trlica PAT) (1:23)

3RD • TECH - Amendola 23 pass from Harrell (Trlica PAT) (9:49)  
 MU - Coffman 6 pass from Daniel (Wolfert PAT) (5:38)  
 4TH • MU - Temple 8 run (Wolfert PAT) (14:55)

MU Passing	MU Rushing	MU Receiving
Daniel 15-22-1, 173	Temple 19-76, 2 TD	Franklin 5-90
	Daniel 13-37	Coffman 3-22, 1 TD
Opp. Passing	Opp. Rushing	Opp. Receiving
Harrell 39-55-2, 342, 3 TD	Woods 12-95	Filani 11-114, 1 TD

SCORE/QUARTERS	1	2	3	4	—	TOTAL
MIZZOU	7	10	2	0	—	19
Texas A&M (9-4)	10	7	8	0	—	25

1ST • A&M - Neumann 23 FG (5:30)  
 MU - Temple 5 run (Wolfert PAT) (3:21)  
 A&M - Lane 1 run (Neumann PAT) (0:24)

2ND • MU - Franklin 38 pass from Daniel (Wolfert PAT) (13:53)  
 A&M - Alexander 6 pass from McGee (Neumann PAT) (4:05)  
 MU - Wolfert 39 FG (0:42)  
 3RD • MU - Team safety, QB tackled in endzone (13:43)  
 A&M - Goodson 2 run (McGee PAT rush) (6:38)

MU Passing	MU Rushing	MU Receiving
Daniel 21-29-0, 295, 1 TD	Temple 13-37, 1 TD	Coffman 6-69
Saunders 1-1-0, 11	Daniel 10-33	Ekwerewku 5-47
Coleman 0-1-0	Goldsmith 1-5	Franklin 4-119, 1 TD
Opp. Passing	Opp. Rushing	Opp. Receiving
McGee 19-23-0, 183, 1 TD	Lane 28-127, 1 TD	Franks 3-115

SCORE/QUARTERS	1	2	3	4	—	TOTAL
Kansas St. (7-6)	7	0	7	7	—	21
MIZZOU	3	14	17	7	—	41

1ST • KSU - Diles 43 fumble return (Snodgrass PAT) (14:30)  
 MU - Wolfert 30 FG (2:14)

2ND • MU - Rucker 14 pass from Daniel (Wolfert PAT) (8:33)  
 MU - Franklin 52 pass from Daniel (Wolfert PAT) (2:40)  
 3RD • MU - Saunders 3 pass from Daniel (Wolfert PAT) (10:07)  
 MU - Wolfert 20 FG (6:50)

MU - Overstreet 41 fumble return (Wolfert PAT) (5:30)  
 KSU - Patton 15 run (Snodgrass PAT) (1:34)  
 4TH • MU - Coffman 15 pass from Daniel (Wolfert PAT) (12:37)  
 KSU - Johnson 9 run (Snodgrass PAT) (2:53)

MU Passing	MU Rushing	MU Receiving
Daniel 24-31-0, 262, 4 TD	Temple 9-62	Coffman 6-75, 1 TD
	Daniel 13-47	Saunders 6-51, 1 TD
	Jackson 4-36	Franklin 5-87, 1 TD
Opp. Passing	Opp. Rushing	Opp. Receiving
Freeman 5-19-2, 63	Johnson 20-127, 1 TD	Patton 2-38

SCORE/QUARTERS	1	2	3	4	—	TOTAL
Oklahoma (11-3)	7	9	7	3	—	26
MIZZOU	3	0	7	0	—	10

1ST • MU - Wolfert 39 FG (11:26)  
 OU - Thompson 3 run (Hartley PAT) (3:52)  
 2ND • OU - Finley 18 pass from Thompson (Hartley PAT) (14:56)  
 OU - Team Safety, blocked punt recovered in endzone (11:52)

3RD • MU - Daniel 13 run (Wolfert PAT) (10:22)  
 OU - Chaney 15 pass from Thompson (Hartley PAT) (5:02)  
 4TH • OU - Hartley 30 FG (3:48)

MU Passing	MU Rushing	MU Receiving
Daniel 23-44-3, 284	Daniel 20-75, 1 TD	Coffman 5-57
Coleman 0-1-0	Goldsmith 4-1	Franklin 4-53
	Temple 3-0	Ekwerewku 4-47
Opp. Passing	Opp. Rushing	Opp. Receiving
Thompson 11-19-0, 127, 1 TD	Patrick 36-162	Kelly 4-40

SCORE/QUARTERS	1	2	3	4	—	TOTAL
MIZZOU	0	6	7	7	—	20
Nebraska (9-5)	10	17	0	7	—	34

1ST • MU - Congdon 40 FG (4:53)  
 MU - Nunn 28 pass from Purify (Congdon PAT) (1:30)

2ND • MU - Purify 7 pass from Taylor (Congdon PAT)  
 MU - Wolfert 26 FG (9:58)  
 NU - Teafatiller 17 pass from Taylor (Congdon PAT) (5:04)  
 MU - Congdon 33 FG (1:18)  
 MU - Wolfert 54 FG (0:00)

3RD • MU - Rucker 6 pass from Daniel (Wolfert PAT) (5:46)  
 4TH • MU - Jackson 2 run (Congdon PAT) (14:36)  
 MU - Coffman 19 pass from Daniel (Wolfert PAT) (8:10)

MU Passing	MU Rushing	MU Receiving
Daniel 20-38-2, 244, 2 TD	Temple 18-99	Alexander 4-84
	Daniel 9-13	Franklin 4-50
	Goldsmith 5-7	Rucker 4-31, 1 TD
Opp. Passing	Opp. Rushing	Opp. Receiving
Taylor 13-21-0, 208, 2 TD	Jackson 32-111, 1 TD	Lucky 4-46

SCORE/QUARTERS	1	2	3	4	—	TOTAL
MIZZOU	7	3	0	6	—	16
Iowa St. (4-8)	0	7	14	0	—	21

1ST • MU - Rucker 8 pass from Daniel (Wolfert PAT) (12:31)  
 2ND • MU - Wolfert 38 FG (13:18)

ISU - Blythe 9 pass from Meyer (Culbertson PAT) (5:57)  
 3RD • ISU - Kock 1 run (Culbertson PAT) (8:22)  
 ISU - Kock 9 run (Culbertson PAT) (2:42)  
 4TH • MU - Temple 7 run (Daniel PAT pass failed) (13:46)

MU Passing	MU Rushing	MU Receiving
Daniel 29-44-0, 310, 1 TD	Temple 6-37, 1 TD	Saunders 7-72
	Daniel 11-33	Perry 6-59
	Perry 1-18	Alexander 5-47
Opp. Passing	Opp. Rushing	Opp. Receiving
Meyer 15-27-1, 153, 1 TD	Kock 32-179, 2 TD	Blythe 4-48, 1 TD

SCORE/QUARTERS	1	2	3	4	—	TOTAL
Kansas (6-6)	7	0	10	0	—	17
MIZZOU	13	7	7	15	—	42

1ST • MU - Wolfert 44 FG (11:40)  
 MU - Wolfert 27 FG (6:05)  
 MU - Perry 74 pass from Daniel (Wolfert PAT) (2:06)  
 KU - Cornish 42 run (Webb PAT) (1:00)

2ND • MU - Coffman 5 pass from Daniel (Wolfert PAT) (12:30)  
 3RD • KU - Webb 37 FG (10:42)  
 KU - Talib 42 pass from Meier (Webb PAT) (8:05)  
 MU - Temple 20 run (Wolfert PAT) (2:53)

4TH • MU - Wolfert 23 FG (12:41)  
 MU - Coffman 10 pass from Daniel (Daniel PAT rush failed) (9:52)  
 MU - Bracey 26 pass from Daniel (Temple PAT pass failed) (5:06)

MU Passing	MU Rushing	MU Receiving
Daniel 26-38-0, 356, 4 TD	Temple 21-72, 1 TD	Rucker 7-91
	Daniel 10-39	Coffman 7-58, 2 TD
	Perry 2-13	Perry 3-81, 1 TD
Opp. Passing	Opp. Rushing	Opp. Receiving
Meier 8-15-0, 99, 1 TD	Cornish 15-126, 1 TD	Fine 3-64

SCORE/QUARTERS	1	2	3	4	—	TOTAL
Oregon St. (10-4)	14	0	7	18	—	39
MIZZOU	7	10	14	7	—	38

1ST • MU - Temple 7 run (Wolfert PAT) (11:30)  
 OSU - Stroughter 13 pass from Moore (Serna PAT) (7:07)  
 OSU - Moore 1 run (Serna PAT) (0:38)

2ND • MU - Wolfert 30 FG (11:21)  
 MU - Alexander 74 pass from Daniel (Wolfert PAT) (8:43)  
 3RD • OSU - Newton 11 pass from Moore (Serna PAT) (13:26)  
 MU - Saunders 29 pass from Coffman (Wolfert PAT) (11:14)  
 MU - Temple 65 run (Wolfert PAT) (5:58)

4TH • OSU - Serna 29 FG (13:06)  
 MU - Coffman 18 pass from Daniel (Wolfert PAT) (12:08)  
 OSU - Bernard 7 pass from Moore (Serna PAT) (6:02)  
 OSU - Newton 14 pass from Moore (Bernard PAT rush) (0:23)

MU Passing	MU Rushing	MU Receiving
Daniel 16-29-0, 330, 2 TD	Temple 20-194, 2 TD	Rucker 6-67
Coffman 1-1-0, 29, 1 TD	Perry 3-13	Coffman 5-83, 1 TD
Saunders 0-1-0	Rucker 1-9	Ekwerewku 2-79
Opp. Passing	Opp. Rushing	Opp. Receiving
Moore 31-54-1, 356, 4 TD	Bernard 23-97	Stroughter 8-87, 1 TD

## MEDIA SUPPLEMENT

Date	Team	Result	Attend.	Rank	1st Down	Rushing Att.	Rushing Yds.	Rushing TD	Passing Comp.	Passing Att.	Passing INT	Yds.	TD	Total Off. No.	Total Off. Yds.	Fumb. #-Lost	Pen. #-Yds.	Punts #-Avg.	Time Poss.	3rd Down	4th Down	Sacks #-Yds.	PATs #-Att.	FGs #-Att.	TV
5/3	Mizzou & vs. Arkansas State	W 44-17	32,906	—	30	41	317	2	33	48	1	340	4	89	657	2-2	10-65	3-42.0	30:44	9-17	1-1	4-26	3-4	1-2	—
5/10	New Mexico at Mizou (N)	L 45-35	50,701	—	35	50	242	3	32	55	2	248	1	105	490	1-1	4-16	2-11.5	30:51	15-23	0-2	0-0	3-3	2-2	—
5/17	Troy at Mizou	W, 52-21	50,167	—	28	49	303	4	26	37	0	211	1	86	514	0-0	10-88	5-38.8	32:23	8-18	1-1	3-12	5-5	3-3	—
0/1	*Texas at Mizou	L 51-20	57,231	—	27	47	139	3	21	39	1	191	0	86	330	4-2	5-31	7-42.0	30:30	8-18	1-2	1-13	2-3	0-0	ABC
0/8	Mizzou *at Oklahoma State	W, 38-31	42,511	—	24	44	132	2	15	27	1	219	1	78	549	4-2	9-60	3-40.7	32:57	6-13	0-2	5-34	5-5	1-2	—
0/15	*Iowa State at Mizou	W, 27-24 (OT)	55,016	—	19	37	88	0	24	35	1	230	1	72	318	2-2	6-61	3-47.0	21:38	7-15	2-2	2-18	3-3	2-3	—
0/22	*Nebraska at Mizou	W, 41-24	60,641	—	25	49	277	4	22	38	1	246	1	87	523	2-1	5-43	5-38.8	34:14	5-17	2-3	4-43	5-5	2-3	FSN
0/29	Mizzou *at Kansas	L 13-3	48,238	—	RV	15	30	33	0	15	39	147	0	69	380	2-1	9-92	9-43.0	25:13	4-17	2-2	3-20	0-0	1-2	—
N/5	Mizzou *at Colorado	L 41-12	49,196	25	24	42	136	4	24	32	0	260	1	74	396	1-1	4-21	3-46.7	34:35	7-14	0-0	2-24	5-5	2-3	ABC
N/12	*Baylor at Mizou	W, 31-16	46,425	—	17	50	298	3	9	23	1	72	0	73	370	3-1	6-70	8-39.5	27:16	7-18	2-2	5-36	4-4	1-1	—
N/19	Mizzou *at Kansas State	L 36-28	46,039	—	19	40	178	1	23	39	1	268	3	79	446	2-1	9-76	8-37.1	26:51	7-17	0-2	1-12	4-4	0-0	—
D/30	#South Carolina vs. Mizou	W, 38-31	41,332	—	21	40	203	3	23	43	1	301	1	83	504	1-1	8-87	5-45.8	28:41	6-19	4-5	1-8	5-5	1-2	ESPN

Legend — & at Arrowhead Stadium (Kansas City, Mo.); N-Night game; \*Big 12 Conference game; #-Independence Bowl at Shreveport, La.  
 Head Coach: Gary Pinkel. Assistant Coaches: Dave Christensen (AH/OC/OL); Matt Eberflus (DC/S); Cornell Ford (DB); Andy Hill (WR); Brian Jones (RB); Craig Kuligowski (DL); Dave Steckel (LB); Bruce Walker (TE/OL); David Yost (QB); Nick Otterbacher (GA-Off.); Kent McCullough (GA-Def.); Matt Torres (GA-Admin.).

SCORE/QUARTERS	1	2	3	4	OT	TOTAL	PASSING	G	Effic	Att-Cmp-Int	Pct	Yds	TD	Lng	Avg/G									
MIZZOU	104	97	86	79	3	369	Smith, Brad	12	114.14	399-237-9	59.4	2304	13	50	192.0									
Opponents	86	74	72	118	0	350	Daniel, Chase	10	100.68	66-38-2	57.6	347	1	25	34.7									
							Ekwerekwu, Brad	12	297.07	3-2-0	66.7	43	1	30	3.6									
TEAM STATISTICS							MU		OPP															
Points Per Game	30.8		29.2																					
FIRST DOWNS	281		243																					
Rushing - Passing	129 - 127		115 - 103																					
Penalty	25		25																					
RUSHING YARDAGE	2463		1816																					
Yards gained rushing - lost	2781 - 318		2263 - 447																					
Rushing Attempts	512		474																					
Average Per Rush	4.8		3.8																					
Average Per Game	205.2		151.3																					
TDs Rushing	26		23																					
PASSING YARDAGE	2694		2604																					
Att-Cmp-Int	469-277-11		387-219-13																					
Average Per Pass	5.7		6.7																					
Average Per Catch	9.7		11.9																					
Average Per Game	224.5		217.0																					
TDs Passing	15		18																					
TOTAL OFFENSE	5157		4420																					
Total Plays	981		861																					
Average Per Play	5.3		5.1																					
Average Per Game	429.8		368.3																					
KICK RET.: #-AVG.	38-19.6		46-23.6																					
PUNT RET.: #-AVG.	21-12.3		34-12.8																					
INT RET.: #-AVG.	13-18.0		11-12.6																					
FUMBLES-LOST	24-14		25-11																					
PENALTIES-YDS.	86-805		97-813																					
Average Per Game	67.1		67.8																					
PUNTS-AVG.	64-40.3		72-41.8																					
Net punt average	32.9		35.9																					
TIME OF POSS./GAME	28:54		31:06																					
3RD-DOWN CONV.	89/210		63/175																					
3rd-Down Pct	42%		36%																					
4TH-DOWN CONV	17/28		8/14																					
4th-Down Pct	61%		57%																					
SACKS BY-YDS.	30-234		16-146																					
TOUCHDOWNS	47		45																					
FIELD GOALS-ATT.	14-20		12-17																					
PAT-ATT.	39-42		40-43																					
ATTENDANCE	320181		185984																					
Games/Avg Per Game	6/53364		4/46496																					
Neutral Site Games	2/37119																							
RUSHING							G		ATT		YDS		LST		NET		AVG		TD		LG		YPG	
Smith, Brad							12	229	1457	156	1301	5.7	16	79	108.4									
Temple, Tony							10	81	462	25	437	5.4	3	59	43.7									
Woods, Marcus							10	93	450	15	435	4.7	3	32	43.5									
Jackson, Jimmy							11	37	194	12	182	4.9	2	24	16.5									
Daniel, Chase							10	39	94	37	57	1.5	1	8	5.7									
Goldsmith, Earl							7	6	37	0	37	6.2	0	11	5.3									
Duncan, Kevin							1	2	37	4	33	16.5	0	37	33.0									
Franklin, William							12	8	20	3	17	2.1	0	8	1.4									
Saunders, Tommy							12	1	6	0	6	6.0	0	6	0.5									
Ekwerekwu, Brad							12	7	24	20	4	0.6	1	13	0.3									
Coleman, Brandon							2	1	0	2	-2	-2.0	0	0	-1.0									
TEAM							7	7	0	41	-41	-5.9	0	0	-5.9									
RECEIVING							G		No.		Yds		Avg		TD		Long		Avg/G					
Rucker, Martin							12	47	567	12.1	1	48	47.2											
Coffman, Chase							12	47	503	10.7	4	33	41.9											
Coffey, Sean							8	40	448	11.2	2	37	56.0											
Franklin, William							12	40	413	10.3	2	42	34.4											
Ekwerekwu, Brad							12	32	282	8.8	4	50	23.5											
Woods, Marcus							10	18	92	5.1	1	18	9.2											
Temple, Tony							10	16	70	4.4	0	11	7.0											
Britt, Arnold							12	12	110	9.2	0	14	9.2											
Saunders, Tommy							12	12	99	8.2	1	16	8.2											
Jackson, Jimmy							11	8	73	9.1	0	46	6.6											
Humphrey, Jerrill							9	3	27	9.0	0	12	3.0											
Ray, Jason							1	1	7	7.0	0	7	7.0											
Smith, Brad							12	1	3	3.0	0	3	0.2											
PUNT RETURNS							No.		Yds		Avg		TD		Long									
Goldsmith, Earl							11	58	5.3	0	12													
Woods, Marcus							7	188	26.9	1	76													
Coffey, Sean							1	8	8.0	0	8													
Saunders, Tommy							1	0	0.0	0	0													
Wade, Quincy							1	5	5.0	0	0													
PUNTING							No.		Yds		Avg		Long		TB		FC		120		Blkd			
Crossett, Adam							57	2432	42.7	61	2	5	17	1										
Hoeses, Matt							5	149	29.8	46	0	0	0	0										
TEAM							2	0	0.0	0	0	0	0	0										
FIELD GOALS							M-A		Pct		01-19		20-29		30-39		40-49		50+		Lg		Blk	
Crossett, Adam							14-20	70.0	1-1	4-6	4-5	4-7	1-1	50	0									

INTERCEPTIONS	No.	Yds	Avg	TD	Long
King, Marcus	3	163	54.3	2	99
Overstreet, David	2	3	1.5	0	3
Terrell, Darnell	2	6	3.0	0	4
Moore, William	1	62	62.0	1	62

1 INT Each (No return yards) — Christopher, Brock; Ming, Derrick; Smith, Brian; Harrington, Dedrick; Bacon, Marcus

KICK RETURNS	No.	Yds	Avg	TD	Long
Temple, Tony	16	376	23.5	0	36
Johnson, Dominique	5	77	15.4	0	25
Saunders, Tommy	4	71	17.8	0	22
Bracey, Greg	4	86	21.5	0	33
Britt, Arnold	3	36	12.0	0	14
Jackson, Jimmy	2	32	16.0	0	24
Goldsmith, Earl	2	42	21.0	0	25
Humphrey, Jerrill	1	23	23.0	0	23
Barmann, Brian	1	0	0.0	0	0

SCORING	TD	FGs	Kick	2Pt.	Rcv	Pass	DXP	Saf	Points
Smith, Brad	16	0-0	0-0	2-3	0	1-1	0	0	100
Crossett, Adam	014-20	39-42	0-0	0-0	0-0	0-0	0	0	81
Woods, Marcus	5	0-0	0-0	0-1	0	0-0	0	0	30
Ekwerekwu, Brad	5	0-0	0-0	0-0	0	0-0	0	0	30
Coffman, Chase	4	0-0	0-0	0-0	0	0-0	0	0	24
Temple, Tony	3	0-0	0-0	0-0	0	0-0	0	0	18
Franklin, William	2	0-0	0-0	0-0	1	0-0	0	0	14
Coffey, Sean	2	0-0	0-0	0-0	0	0-0	0	0	12
Jackson, Jimmy	2	0-0	0-0	0-0					

# 2005

## 2017 MIZZOU FOOTBALL

SCORE/QUARTERS	1	2	3	4	—	TOTAL
MIZZOU	13	17	7	7	—	44
Arkansas St. (6-6)	0	0	3	14	—	17

1ST • MU - Woods 23 run (Crossett PAT) (6:10)  
 MU - Temple 6 run (PAT failed) (0:56)  
 2ND • MU - Franklin 6 pass from B. Smith (rush failed) (8:27)  
 MU - Ekwerewu 1 pass from B. Smith (Franklin pass from B. Smith) (4:05)  
 MU - Crossett 45 FG (0:17)  
 3RD • MU - Ekwerewu 7 pass from B. Smith (Crossett PAT) (9:39)  
 ASU - Neihouse 32 FG (3:37)  
 4TH • ASU - Warren 6 run (Neihouse PAT) (14:04)  
 ASU - Higgins 10 pass from Noce (Neihouse PAT) (8:29)  
 MU - Coffman 14 pass from B. Smith (Crossett PAT) (6:52)

MU Passing	MU Rushing	MU Receiving
Smith 29-37-0, 317, 4 TD	Smith 1-95	Franklin 8-116
Daniel 4-11-1, 23	Woods 9-90 1 TD	Ekwerewu 8-31 2 TD
	Temple 7-62 1 TD	Coffey 4-82
Opp. Passing	Opp. Rushing	Opp. Receiving
Noce 18-33-1, 188, 1 TD	Warren 18-121 1 TD	Dejohnette 3-67

SCORE/QUARTERS	1	2	3	4	—	TOTAL
New Mexico (6-6)	7	7	14	17	—	45
MIZZOU	3	11	14	7	—	35

1ST • UNM - Mulchrone 6 pass from McKamey (Byrd PAT) (10:44)  
 MU - Crossett 25 FG (7:53)  
 2ND • MU - Crossett 45 FG (13:52)  
 UNM - Baskett 25 pass from McKamey (Byrd PAT) (11:15)  
 MU - B. Smith 2 run (B. Smith run) (0:31)  
 3RD • UNM - Thompson 28 fumble return (Byrd PAT) (14:08)  
 MU - B. Smith 31 run (Crossett PAT) (11:35)  
 MU - B. Smith 15 run (Crossett PAT) (6:02)  
 UNM - Baskett 41 pass from Moore (Byrd PAT) (1:11)  
 4TH • UNM - McKamey 3 run (Byrd PAT) (12:10)  
 MU - Coffman 13 pass from B. Smith (Crossett PAT) (7:58)  
 UNM - Byrd 40 FG (4:22)  
 UNM - Baskett 9 pass from McKamey (Byrd PAT) (2:01)

MU Passing	MU Rushing	MU Receiving
Smith 32-55-2, 248, 1 TD	Smith 29-165, 3 TD	Coffman 6-49, 1 TD
	Woods 10-47	Franklin 6-45
Opp. Passing	Opp. Rushing	Opp. Receiving
McKamey 14-25-0, 188, 3 TD	Moore 20-94	Baskett 10-209, 3 TD

SCORE/QUARTERS	1	2	3	4	—	TOTAL
Troy (4-7)	7	0	7	7	—	21
MIZZOU	10	10	25	7	—	52

1ST • MU - Temple 59 run (Crossett PAT) (11:29)  
 MU - Crossett 22 FG (7:30)  
 TROY - Rutledge 33 pass from Meadows (Whibbs PAT) (4:01)  
 2ND • MU - Ekwerewu 10 pass from B. Smith (Crossett PAT) (8:19)  
 MU - Crossett 42 FG (3:49)  
 3RD • MU - B. Smith 13 run (B. Smith run) (14:45)  
 MU - Woods 73 punt return (Crossett PAT) (12:06)  
 TROY - Meadows 1 run (Whibbs PAT) (9:06)  
 MU - Crossett 34 FG (6:41)  
 MU - Woods 1 run (Crossett PAT) (1:58)  
 4TH • MU - Daniel 1 run (Crossett PAT) (3:35)  
 TROY - Allen 17 pass from Dockery (Whibbs PAT) (1:01)

MU Passing	MU Rushing	MU Receiving
Smith 23-33-0, 183, 1 TD	Temple 8-80, 1 TD	Franklin 6-14
Daniel 3-4-0, 28	Smith 13-79, 1 TD	Rucker 4-52
	Woods 12-62, 1 TD	Coffman 3-28
Opp. Passing	Opp. Rushing	Opp. Receiving
Meadows 16-28-0, 199, 1 TD	Cattouse 8-41	Hampton 10-87

SCORE/QUARTERS	1	2	3	4	—	TOTAL
Texas (13-0)	14	10	13	14	—	51
MIZZOU	13	0	0	7	—	20

1ST • UT - Charles 3 run (Pino PAT) (13:47)  
 MU - Jackson 12 run (Crossett PAT) (10:06)  
 UT - Young 33 run (Pino PAT) (6:29)  
 MU - B. Smith 3 run (Crossett PAT failed) (1:13)  
 2ND • UT - Charles 32 pass from Young (Pino PAT) (10:06)  
 MU - Pino 26 FG (3:22)  
 3RD • UT - Taylor 27 pass from Young (Pino PAT) (13:50)  
 UT - Melton 1 run (Pino PAT failed) (8:46)  
 4TH • UT - Melton 1 run (Pino PAT) (10:18)  
 UT - Ross 88 punt return (Pino PAT) (8:02)  
 MU - B. Smith 1 run (Crossett PAT) (3:54)

MU Passing	MU Rushing	MU Receiving
Smith 19-37-1, 181	Smith 25-57, 2 TD	Coffey 6-43
Daniel 2-2-0, 10	Woods 12-46	Rucker 5-57
	Jackson 5-36, 1 TD	Coffman 3-39
Opp. Passing	Opp. Rushing	Opp. Receiving
Young 15-22-1, 236, 2 TD	Young 13-108, 1 TD	Pittman 4-81

SCORE/QUARTERS	1	2	3	4	—	TOTAL
MIZZOU	7	14	10	7	—	38
Oklahoma State (4-7)	6	3	15	7	—	31

1ST • OSU - Redden 48 FG (12:33)  
 MU - Woods 12 run (Crossett PAT) (9:11)  
 OSU - Redden 28 FG (0:21)  
 2ND • MU - Woods 18 pass from B. Smith (Crossett PAT) (11:12)  
 OSU - Redden 52 FG (8:55)  
 MU - Coffey 30 pass from Ekwerewu (Crossett PAT) (0:26)  
 3RD • MU - Coffey 30 FG (12:03)  
 MU - Jackson 10 run (Crossett PAT) (10:07)  
 OSU - Crosslin 1 run (Redden PAT) (6:48)  
 OSU - Crosslin 2 run (Woods pass from Reid) (0:44)  
 4TH • MU - Ekwerewu 13 run (Crossett PAT) (9:07)  
 OSU - Woods 5 pass from Pena (Redden PAT) (6:36)

MU Passing	MU Rushing	MU Receiving
Smith 21-27-0, 193, 1 TD	Smith 18-184	Coffey 7-97, 1 TD
Daniel 0-1-0, 0	Woods 20-102, 1 TD	Coffman 5-60
	Jackson 6-28, 1 TD	Woods 3-26, 1 TD
Opp. Passing	Opp. Rushing	Opp. Receiving
Reid 11-20-0, 155	Hamilton 21-81	Woods 8-125, 1 TD

SCORE/QUARTERS	1	2	3	4	OT	—	TOTAL
Iowa State (7-5)	0	10	0	14	0	—	24
MIZZOU	14	0	0	10	3	—	27

1ST • MU - Moore 62 interception return (Crossett PAT) (7:10)  
 MU - Jackson 16 fumble return (Crossett PAT) (6:26)  
 2ND • ISU - Kock 1 run (Culbertson PAT) (13:38)  
 ISU - Culbertson 42 FG (0:31)  
 4TH • ISU - Kock 1 run (Culbertson PAT) (13:46)  
 ISU - Kock 1 run (Culbertson PAT) (9:08)  
 MU - Franklitt 19 FG (4:44)  
 MU - Coffey 4 pass from Daniel (Crossett PAT) (0:20)  
 OT • MU - Crossett 26 FG

MU Passing	MU Rushing	MU Receiving
Daniel 16-23-0, 185, 1 TD	Smith 11-39	Temple 5-19
Smith 8-12-1, 45	Daniel 12-26	Coffman 4-54
	Woods 6-23	Coffey 4-51, 1 TD
Opp. Passing	Opp. Rushing	Opp. Receiving
Meyer 16-25-1, 169	Coleman 25-104	Flynn 4-43

SCORE/QUARTERS	1	2	3	4	—	TOTAL
Nebraska (8-4)	10	14	0	0	—	24
MIZZOU	21	3	7	10	—	41

1ST • MU - Saunders 15 pass from B. Smith (Crossett PAT) (12:51)  
 MU - B. Smith 4 run (Crossett PAT) (8:48)  
 MU - Congdon 32 FG (4:29)  
 MU - B. Smith 79 run (Crossett PAT) (4:13)  
 NU - Peterson 34 pass from Taylor (Congdon PAT) (2:44)  
 2ND • MU - Crossett 29 FG (14:47)  
 NU - Glenn 1 run (Congdon PAT) (4:49)  
 NU - Swift 8 pass from Taylor (Congdon PAT) (2:07)  
 3RD • MU - B. Smith 45 run (Crossett PAT) (2:38)  
 4TH • MU - Crossett 31 FG (13:43)  
 MU - Temple 14 run (Crossett PAT) (5:37)

MU Passing	MU Rushing	MU Receiving
Smith 21-36-1, 234, 1 TD	Smith 28-246, 3 TD	Franklin 9-94
Daniel 1-2-0, 12	Temple 8-32, 1 TD	Coffey 4-59
Opp. Passing	Opp. Rushing	Opp. Receiving
Taylor 22-43-2, 281, 2 TD	Ross 10-39	Swift 9-135, 1 TD

SCORE/QUARTERS	1	2	3	4	—	TOTAL
MIZZOU	3	0	0	0	—	3
Kansas (7-5)	0	6	0	7	—	13

1ST • MU - Crossett 39 FG (5:55)  
 2ND • KU - Green 1 run (Webb PAT blocked) (6:05)  
 4TH • KU - Cornish 10 run (Webb PAT) (12:59)  
 MU Passing MU Rushing MU Receiving  
 Smith 14-37-1, 141 Smith 20-38 Coffey 7-61  
 Daniel 1-2-0, 6 Woods 5-13 Rucker 2-36  
 Opp. Passing Opp. Rushing Opp. Receiving  
 Swanson 12-19-2, 90 Green 22-125, 1 TD Gordon 5-29

SCORE/QUARTERS	1	2	3	4	—	TOTAL
MIZZOU	6	0	6	0	—	12
Colorado	7	17	7	10	—	41

1ST • CU - Vickers 1 run (Crosby PAT) (7:27)  
 MU - Franklin 18 pass from B. Smith (Crossett PAT failed) (3:26)  
 2ND • CU - Vickers 20 run (Crosby PAT) (6:32)  
 CU - Vickers 2 run (Crosby PAT) (5:10)  
 CU - Crosby 56 FG (2:33)  
 3RD • MU - J. Smith 12 fumble return (Woods rush failed) (13:39)  
 CU - Sypniewski 6 pass from Klatt (Crosby PAT) (7:37)  
 4TH • CU - Vickers 7 run (Crosby PAT) (14:48)  
 CU - Crosby 43 FG (8:16)

MU Passing	MU Rushing	MU Receiving
Smith 19-29-0, 160, 1 TD	Jackson 4-17	Rucker 9-88
Daniel 8-15-1, 57	Smith 13-16	Coffey 8-55
	Daniel 4-15	Coffman 6-31
Opp. Passing	Opp. Rushing	Opp. Receiving
Klatt 23-31-0, 253, 1 TD	Vickers 18-85, 4 TD	Robinson 5-50

SCORE/QUARTERS	1	2	3	4	—	TOTAL
Baylor (5-6)	0	0	6	10	—	16
MIZZOU	7	14	3	7	—	31

1ST • MU - King 32 interception return (Crossett PAT) (4:52)  
 2ND • MU - B. Smith 2 run (Crossett PAT) (14:25)  
 MU - B. Smith 56 run (Crossett PAT) (6:29)  
 3RD • MU - Crossett 49 FG (6:09)  
 BU - Ziegler 6 pass from Bell (Havens PAT blocked) (0:55)  
 4TH • BU - Havens 32 FG (12:01)  
 BU - Sims 16 pass from Bell (Havens PAT) (8:06)  
 MU - B. Smith 56 run (Crossett PAT) (6:04)

MU Passing	MU Rushing	MU Receiving
Smith 9-23-1, 72	Smith 21-161, 3 TD	Ekwerewu 3-27
	Temple 17-100	Rucker 2-24
Opp. Passing	Opp. Rushing	Opp. Receiving
Bell 18-29-0, 206, 2 TD	Whitaker 10-79	Rochon 5-78

SCORE/QUARTERS	1	2	3	4	—	TOTAL
MIZZOU	7	14	7	0	—	28
Kansas State (5-6)	14	0	7	15	—	36

1ST • MU - Rucker 16 pass from B. Smith (Crossett PAT) (8:12)  
 KSU - Alsup 2 run (Schwerdt PAT) (4:47)  
 KSU - Perry 32 blocked punt return (Schwerdt PAT) (2:47)  
 2ND • MU - Coffman 33 pass from B. Smith (Crossett PAT) (3:20)  
 MU - B. Smith 1 run (Crossett PAT) (0:00)  
 3RD • MU - Ekwerewu 19 pass from B. Smith (Crossett PAT) (10:11)  
 KSU - Mann 23 run (Schwerdt PAT) (8:22)  
 4TH • KSU - Safety, MU tackled in endzone (12:19)  
 KSU - Nelson 10 pass from Webb (Mann rush failed) (7:28)  
 KSU - Archer 45 interception return (Schwerdt PAT) (1:23)

MU Passing	MU Rushing	MU Receiving
Smith 21-36-1, 248, 3 TD	Temple 9-79	Rucker 8-102, 1 TD
Daniel 2-2-0, 20	Smith 18-71, 1 TD	Coffman 6-88, 1 TD
	Woods 10-31	Ekwerewu 3-31, 1 TD
Opp. Passing	Opp. Rushing	Opp. Receiving
Webb 10-14-0, 93, 1 TD	Clayton 19-102	Nelson 7-74, 1 TD

SCORE/QUARTERS	1	2	3	4	—	TOTAL
South Carolina (7-5)	21	7	0	3	—	31
MIZZOU	0	14	7	17	—	38

1ST • SC - Rice 23 pass from Mitchell (Brown PAT) (12:07)  
 SC - Davis 5 run (Brown PAT) (9:37)  
 SC - Askins 20 pass from Mitchell (Brown PAT) (7:11)  
 2ND • MU - King 99 interception return (Crossett PAT) (6:49)  
 SC - Davis 2 run (Brown PAT) (4:28)  
 MU - Coffman 5 pass from B. Smith (Crossett PAT) (0:20)  
 3RD • MU - B. Smith 31 run (Crossett PAT) (2:41)  
 4TH • MU - B. Smith 4 run (Crossett PAT) (14:22)  
 MU - Crossett 50 FG (10:14)  
 SC - Brown 30 FG (4:16)  
 MU - Smith 1 run (Crossett PAT) (2:13)

MU Passing	MU Rushing	MU Receiving
Smith 21-37-1, 282, 1 TD	Smith 21-150, 3 TD	Coffman 8-99, 1 TD
Daniel 1-4-0, 6	Temple 11-29	Rucker 5-83
	Goldsmith 2-12	Franklin 3-56
Opp. Passing	Opp. Rushing	Opp. Receiving
Mitchell 20-38-3, 266, 2 TD	Davis 18-125, 2 TD	Rice 12-191, 1 TD

## MEDIA SUPPLEMENT

Date	Team	Result	Attend.	Rank	1st Down	Rushing			Passing			Total Off.		Fumb.	Pen.	Punts	Time	3rd Down	4th Down	Sacks	PATs	FGs	TV		
						Att.	Yds.	TD	Comp.	Att.	INT	Yds.	TD	No.	Yds.	#-Lost	#-Yds.	#-Avg.	Poss.	Down	Down	#-Yds.	#-Att.	#-Att.	
S 4	Arkansas State at Mizzou (N)	W, 52-20	57,012	18	26	36	88	0	26	37-1	350	2	73	438	2-1	14-98	4-47.2	38:24	6-15	1-1	1-9	2-2	2-3	—	
S 9	Mizzou at Troy (N)	L, 24-14	26,574	—	14	36	112	1	25	46-2	224	1	82	336	3-1	6-35	8-39.6	33:29	7-18	0-2	4-28	2-2	0-0	ESPN2	
S 18	Ball State at Mizzou	W, 48-0	57,279	RV	24	38	203	3	21	36-0	268	3	74	471	2-0	6-44	5-41.6	27:30	5-14	2-2	3-25	6-6	2-2	—	
O 2	*Colorado at Mizzou	W, 17-9	60,108	RV	22	55	228	1	16	25-0	189	1	80	471	1-1	7-70	4-33.2	34:25	11-20	1-1	1-6	2-2	1-4	ABC	
O 9	Mizzou *at Baylor (N)	W, 30-10	22,652	—	10	29	85	0	15	31-2	88	1	60	173	2-2	5-37	7-50.6	23:22	2-15	0-2	0-0	1-1	1-1	FSN	
O 16	Mizzou *at Texas	L, 28-20	82,981	RV	18	47	173	2	20	34-2	185	1	81	328	1-0	3-29	8-42.5	34:26	8-20	2-4	1-13	2-3	0-0	ABC	
O 23	*Oklahoma State at Mizzou	L, 20-17	66,133	RV	17	45	168	0	18	29-1	96	2	74	264	0-0	0-0	6-35.7	34:26	8-20	0-1	3-18	2-2	1-1	ABC	
O 30	Mizzou *at Nebraska	L, 24-3	77,616	—	8	41	209	2	4	17-0	26	0	58	235	1-0	7-58	11-36.1	28:22	0-14	0-1	4-30	3-3	1-1	FSN	
N 6	*Kansas State at Mizzou	L, 35-24	63,412	—	17	38	229	1	16	35-2	238	2	73	477	3-2	2-15	6-44.3	29:39	6-17	1-1	0-0	3-3	1-2	FSN	
N 20	*Kansas at Mizzou	L, 31-14	53,480	—	14	27	(-6)	0	15	40-1	262	2	67	256	1-0	3-26	9-38.6	23:02	1-16	2-3	0-0	0-0	0-1	—	
N 27	Mizzou *at Iowa State	W, 17-14 (OT)	40,626	—	21	50	143	2	16	29-1	206	0	79	349	2-0	4-30	8-35.6	30:04	6-18	0-2	0-0	2-2	0-1	ABC	

Legend — N-Night game; \*Big 12 Conference game

Head Coach: Gary Pinkel. Assistant Coaches: Dave Christensen (AHC/OC/OL); Matt Eberflus (DC/S); Cornell Ford (DB); Andy Hill (WR); Brian Jones (RB); Craig Kuligowski (DL); Dave Steckel (LB); Bruce Walker (TE/OL); David Yost (QB); Jim Harding (GA-Off.); Alex Grinch (GA-Def.); Nick Otterbacher (GA-Admin.).

SCORE/QUARTERS	1	2	3	4	OT	TOTAL	PASSING	G	Effic	Att-Cmp-Int	Pct	Yds	TD	Lng	Avg/G					
MIZZOU	62	103	42	46	3	256	Smith, Brad	11	110.74	369-191-11	51.8	2185	17	60	198.6					
Opponents	34	85	27	69	0	215	Coleman, Brandon	4	205.67	6-4-0	66.7	60	1	41	15.0					
							Omboga, Thomson	11	377.20	1-1-0	100.0	33	0	33	3.0					
TEAM STATISTICS							RUSHING							INTERCEPTIONS						
Points Per Game	23.3						MU 19.5							OPP						
FIRST DOWNS	213						162							Nash, Damien						
Rushing - Passing	105 - 95						83 - 74							Smith, Brad						
Penalty	13						5							Woods, Marcus						
RUSHING YARDAGE	1815						1673							Coleman, Brandon						
Yards gained rushing - lost	2122 - 307						2008 - 335							Temple, Tony						
Rushing Attempts	457						428							Ewigman, Lee						
Average Per Rush	4.0						3.9							Omboga, Thomson						
Average Per Game	165.0						152.1							Viehmann, Beau						
TDs Rushing	13						14							Roberson, Tyrone						
PASSING YARDAGE	2283						1642							Franklin, William						
Att-Cmp-Int	377-197-11						277-148-15							Hoenes, Matt						
Average Per Pass	6.1						5.9							TEAM						
Average Per Catch	11.6						11.1							RECEIVING						
Average Per Game	207.5						149.3							Coffey, Sean						
TDs Passing	18						10							Omboga, Thomson						
TOTAL OFFENSE	4098						3315							Sesay, Victor						
Total Plays	834						705							Nash, Damien						
Average Per Play	4.9						4.7							Ekwerekwu, Brad						
Average Per Game	372.5						301.4							Rucker, Martin						
KICK RET.: #-AVG.	22 - 18.0						38 - 22.3							Woods, Marcus						
PUNT RET.: #-AVG.	21 - 11.8						33 - 8.6							Franklin, William						
INT RET.: #-AVG.	15 - 11.7						11 - 15.2							Viehmann, Beau						
FUMBLES-LOST	14-7						21-8							Smith, Brad						
PENALTIES-YDS.	47-389						74-539							Ray, Jason						
Average Per Game	35.4						49.0							Matthews, Clint						
PUNTS-AVG.	71 - 37.6						76 - 42.2							PUNT RETURNS						
Net punt average	33.6						39.0							Omboga, Thomson						
TIME OF POSS./GAME	30:30						29:21							Mitchell, Shirdonya						
3RD-DOWN CONV.	79/197						47/160							No.						
3rd-Down Pct	40%						29%							Yds						
4TH-DOWN CONV.	11/20						2/11							Avg						
4th-Down Pct	55%						18%							TD						
SACKS BY-YDS.	25-177						21-186							Long						
TOUCHDOWNS	32						27							Avg/G						
FIELD GOALS-ATT.	11-19						9-13							G						
PAT-ATT.	29-30						26-27							UT						
ATTENDANCE	357424						250449							AT						
Games/Avg Per Game	6/59571						5/50090							TT						
														TFL						
														Sack						
														FF						
														FR						
														PBU						
														Points						
														Coffey, Sean						
														Tantarelli, Joe						
														Nash, Damien						
														Rucker, Martin						
														Smith, Brad						
														Sesay, Victor						
														Woods, Marcus						
														Pitts, Phil						
														Franklin, William						
														Crossett, Adam						
														Ekwerekwu, Brad						
														DEFENSE LEADERS						
														Kinney, James						
														Simpson, Jason						
														Williams, Nino						
														Sweat, Henry						
														Mosley, C.J.						
														Ellison, Atiyah						
														Jackson, Xzavie						
														Overstreet, David						
														Harrington, Dedrick						
														Mitchell, Shirdonya						
														Ville, Zach						
														King, Marcus						
														Kincade, A.J.						

# 2004

## 2017 MIZZOU FOOTBALL

SCORE/QUARTERS	1	2	3	4	—	TOTAL
Arkansas St. (3-8)	7	10	3	0	—	20
MIZZOU	21	14	14	3	—	52
1ST • MU - Rucker 24 pass from B. Smith (Tantarelli PAT) (11:46)						
MU - Nash 21 run (Tantarelli PAT) (8:11)						
MU - Pitts 49 INT return (Tantarelli PAT) (5:29)						
ASU - O'Neal 6 pass from Noce (Neihouse PAT) (0:58)						
2ND • ASU - Neihouse 30 FG (11:38)						
MU - Coffey 60 pass from B. Smith (Tantarelli PAT) (9:20)						
MU - B. Smith 34 run (Tantarelli PAT) (5:10)						
ASU - Wood 18 pass from Noce (Neihouse PAT) (0:39)						
3RD • ASU - Neihouse 21 FG (6:27)						
MU - Nash 15 run (Tantarelli PAT) (4:24)						
MU - Sesay 35 pass from B. Smith (Tantarelli PAT) (1:12)						
4TH • MU - Tantarelli 17 FG (0:19)						
MU Passing MU Rushing MU Receiving						
Smith 14-22-1, 233, 3 TD	Nash 15-126, 2 TD	Coffey 5-113, 1 TD				
Coleman 2-2-0, 10	Woods 10-65	Sesay 4-80, 1 TD				
	Smith 6-63, 1 TD	Ekwerekwu 2-17				
Opp. Passing	Opp. Rushing	Opp. Receiving				
Noce 19-26-1, 240, 2 TD	Bracey 11-49	Walker 6-126				
SCORE/QUARTERS	1	2	3	4	—	TOTAL
MIZZOU	14	0	0	0	—	14
Troy (7-5)	0	17	0	7	—	24
1ST • MU - Nash 6 run (Tantarelli PAT) (11:09)						
MU - Sesay 10 pass from B. Smith (Tantarelli PAT) (7:28)						
2ND • TROY - Richardson 27 pass from Samples (Whibbs PAT) (6:49)						
TROY - Louissant 63 run (Whibbs PAT) (4:33)						
TROY - Whibbs 43 FG (1:01)						
4TH • TROY - Samples 33 pass from Leak (Whibbs PAT) (11:13)						
MU Passing MU Rushing MU Receiving						
Smith 25-46-2, 224, 1 TD	Nash 14-69, 1 TD	Omboga 6-64				
	Smith 15-36	Sesay 5-34, 1 TD				
	Woods 6-7	Nash 5-22				
Opp. Passing	Opp. Rushing	Opp. Receiving				
Leak 7-20-3, 94, 1 TD	Betterson 21-98	Richardson 2-44, 1 TD				
SCORE/QUARTERS	1	2	3	4	—	TOTAL
Ball State (2-9)	0	0	0	0	—	0
MIZZOU	3	28	7	10	—	48
1ST • MU - Tantarelli 20 FG (4:37)						
2ND • MU - Nash 2 run (Tantarelli PAT) (14:56)						
MU - B. Smith 3 run (Tantarelli PAT) (8:55)						
MU - Nash 43 pass from B. Smith (Tantarelli PAT) (2:35)						
MU - Coffey 15 pass from B. Smith (Tantarelli PAT) (2:18)						
3RD • MU - Nash 2 run (Tantarelli PAT) (8:57)						
4TH • MU - Tantarelli 38 FG (14:12)						
MU - Franklin 41 pass from Coleman (Tantarelli PAT) (9:07)						
MU Passing MU Rushing MU Receiving						
Smith 18-32-0, 213, 2 TD	Smith 10-83, 1 TD	Nash 4-57, 1 TD				
Coleman 2-3-0, 50, 1 TD	Nash 16-69, 2 TD	Coffey 4-52, 1 TD				
Nash 1-1-0, 5	Woods 4-32	Sesay 3-45				
Opp. Passing	Opp. Rushing	Opp. Receiving				
Lynch 8-13-0, 40	Givens 20-92	Ridgeway 5-53				
SCORE/QUARTERS	1	2	3	4	—	TOTAL
Colorado (8-5)	3	6	0	0	—	9
MIZZOU	7	3	7	0	—	17
1ST • MU - Nash 3 run (Tantarelli PAT) (9:30)						
CU - Crosby 21 FG (1:53)						
2ND • MU - Tantarelli 45 FG (12:25)						
CU - Purify 4 run (Crosby PAT blocked) (10:16)						
3RD • MU - Coffey 51 pass from B. Smith (Tantarelli PAT) (11:24)						
MU Passing MU Rushing MU Receiving						
Smith 16-25-0, 189, 1 TD	Nash 25-102, 1 TD	Omboga 4-46				
	Smith 17-76	Sesay 4-30				
	Woods 12-52	Nash 3-12				
Opp. Passing	Opp. Rushing	Opp. Receiving				
Klatt 18-28-3, 171	Purify 22-81, 1 TD	Monteilh 5-24				

SCORE/QUARTERS	1	2	3	4	—	TOTAL
MIZZOU	3	10	7	10	—	30
Baylor (3-8)	0	3	0	7	—	10
1ST • MU - Tantarelli 22 FG (6:17)						
2ND • MU - Tantarelli 20 FG (9:51)						
BU - Webb 30 FG (5:05)						
MU - Rucker 7 pass from B. Smith (Tantarelli PAT) (1:41)						
3RD • MU - Rucker 17 pass from B. Smith (Tantarelli PAT) (11:19)						
4TH • MU - Coffey 8 pass from B. Smith (Tantarelli PAT) (14:17)						
MU - Tantarelli 31 (13:02)						
BU - Shelton 21 pass from Bell (Webb PAT) (6:42)						
MU Passing MU Rushing MU Receiving						
Smith 13-27-0, 151, 3 TD	Nash 27-87	Coffey 3-50, 1 TD				
Coleman 0-1-0, 0	Smith 12-42	Omboga 3-41				
	Coleman 3-24	Rucker 3-34, 2 TD				
Opp. Passing	Opp. Rushing	Opp. Receiving				
Bell 8-13-0, 57, 1 TD	Mosley 6-58	Shelton 4-45, 1 TD				
SCORE/QUARTERS	1	2	3	4	—	TOTAL
MIZZOU	0	14	0	6	—	20
Texas (11-1)	14	7	0	7	—	28
1ST • UT - Robison 2 INT return (Mangum PAT) (6:44)						
UT - Young 23 run (Mangum PAT) (0:23)						
2ND • MU - Coffey 4 pass from B. Smith (Tantarelli PAT) (6:55)						
MU - Nash 33 run (Tantarelli PAT) (5:26)						
UT - Benson 13 run (Mangum PAT) (1:37)						
4TH • UT - Benson 14 run (Mangum PAT) (12:52)						
MU - B. Smith 1 run (Tantarelli PAT failed) (5:25)						
MU Passing MU Rushing MU Receiving						
Smith 20-34-2, 185, 1 TD	Nash 12-68, 1 TD	Omboga 4-33				
	Woods 16-53	Ekwerekwu 4-27				
	Smith 19-52, 1 TD	Rucker 3-48				
Opp. Passing	Opp. Rushing	Opp. Receiving				
Mock 4-10-0, 39	Benson 28-150, 2 TD	Sweed 3-27				
SCORE/QUARTERS	1	2	3	4	—	TOTAL
MIZZOU	7	10	0	0	—	17
Oklahoma State (7-5)	0	7	3	10	—	20
1ST • MU - Rucker 4 pass from B. Smith (Tantarelli PAT) (0:00)						
2ND • MU - Tantarelli 21 FG (5:34)						
MU - Coffey 3 pass from B. Smith (Tantarelli PAT) (0:54)						
OSU - DJ Woods 12 pass from Do. Woods (Ricks PAT) (0:04)						
3RD • OSU - Ricks 27 FG (7:30)						
4TH • OSU - Do. Woods 34 run (Ricks PAT) (11:36)						
OSU - Ricks 28 FG (0:55)						
MU Passing MU Rushing MU Receiving						
Smith 18-29-1, 96, 2 TD	Nash 18-89	Rucker 5-28, 1 TD				
	Smith 17-58	Sesay 4-22				
	Woods 8-22	Ekwerekwu 2-17				
Opp. Passing	Opp. Rushing	Opp. Receiving				
Woods 7-13-1, 110, 1 TD	Morency 31-173	Woods 3-67, 1 TD				
SCORE/QUARTERS	1	2	3	4	—	TOTAL
MIZZOU	0	3	0	0	—	3
Nebraska (5-6)	3	7	7	7	—	24
1ST • NU - DeAngelis 41 FG (11:14)						
2ND • MU - Tantarelli 39 FG (14:46)						
NU - Ickes 16 blocked punt return (DeAngelis PAT) (9:42)						
3RD • NU - Ross 15 run (DeAngelis PAT) (1:34)						
4TH • NU - Ross 86 run (DeAngelis PAT) (2:56)						
MU Passing MU Rushing MU Receiving						
Smith 24-56-1, 277	Smith 21-25	Omboga 8-96				
	Woods 7-25	Coffey 6-66				
	Temple 6-13	Sesay 3-32				
Opp. Passing	Opp. Rushing	Opp. Receiving				
Dailey 4-18-0, 26	Ross 19-194, 2 TD	Nunn 2-10				

SCORE/QUARTERS	1	2	3	4	—	TOTAL
Kansas State (4-7)	0	7	7	21	—	35
MIZZOU	7	14	0	3	—	24
1ST • MU - Woods 21 run (Tantarelli PAT) (6:14)						
2ND • MU - Coffey 59 pass from B. Smith (Tantarelli PAT) (11:51)						
MU - Coffey 31 pass from B. Smith (Tantarelli PAT) (7:45)						
KSU - Sproles 18 run (Rheem PAT) (5:33)						
3RD • KSU - Sproles 74 run (Rheem PAT) (8:30)						
4TH • KSU - Moreira 8 pass from Webb (Rheem PAT) (14:50)						
MU - Tantarelli 24 FG (13:08)						
KSU - Polite 20 pass from Webb (Rheem PAT) (9:39)						
KSU - Archer 25 interception return (Rheem PAT) (8:52)						
MU Passing MU Rushing MU Receiving						
Smith 15-34-2, 205, 2 TD	Nash 12-118	Omboga 4-22				
Omboga 1-1-0, 33	Woods 10-68, 1 TD	Coffey 3-99, 2 TD				
	Smith 14-58	Nash 3-33				
Opp. Passing	Opp. Rushing	Opp. Receiving				
Webb 6-8-0, 111, 2 TD	Sproles 20-160, 2 TD	Casey 3-69				
SCORE/QUARTERS	1	2	3	4	—	TOTAL
Kansas (4-7)	7	14	7	3	—	31
MIZZOU	0	0	0	14	—	14
1ST • KU - Green 12 run (Webb PAT) (8:04)						
2ND • KU - Rideau 8 pass from Luke (Webb PAT) (9:56)						
KU - Nwabuisi 1 run (Webb PAT) (3:42)						
3RD • KU - Anderson 30 pass from Luke (Webb PAT) (11:13)						
4TH • MU - Coffey 34 pass from B. Smith (Ekwerekwu PAT pass failed) (12:36)						
MU - Coffey 11 pass from B. Smith (Nash PAT pass from B. Smith) (11:10)						
KU - Beck 35 FG (1:51)						
MU Passing MU Rushing MU Receiving						
Smith 15-40-1, 262, 2 TD	Nash 12-38	Coffey 5-91, 2 TD				
	Woods 1-3	Omboga 3-51				
	Smith 13-(-41)	Nash 3-22				
Opp. Passing	Opp. Rushing	Opp. Receiving				
Luke 24-36-1, 239, 2 TD	Green 32-118, 1 TD	Rideau 8-100, 1 TD				
SCORE/QUARTERS	1	2	3	4	OT	TOTAL
MIZZOU	0	7	7	0	3	17
Iowa State (7-5)	0	7	0	7	0	14
2ND • MU - Woods 5 run (Crossett PAT) (5:38)						
ISU - Meyer 13 run (Culbertson PAT) (4:09)						
3RD • MU - B. Smith 36 run (Crossett PAT) (5:48)						
4TH • ISU - Hicks 2 run (Culbertson PAT) (8:58)						
OT • MU - Crossett 25 FG						
MU Passing MU Rushing MU Receiving						
Smith 13-24-1, 150	Smith 21-101, 1 TD	Coffey 3-44				
	Woods 17-81, 1 TD	Omboga 3-29				
	Nash 12-26	Sesay 2-37				
Opp. Passing	Opp. Rushing	Opp. Receiving				
Meyer 16-28-1, 206	Meyer 20-61, 1 TD	Miller 6-80				



Date	Team	Result	Attend.	Rank	1st Down	Rushing Att.	Rushing Yds.	Rushing TD	Passing Comp.	Passing Att.	Passing INT	Passing Yds.	Passing TD	Total Off. No.	Total Off. Yds.	Fumb. #	Fumb. Lost	Pen. #	Pen. Yds.	Punts #	Punts Avg.	Time Poss.	3rd Down	4th Down	Sacks #	Sacks Yds.	PATs #	PATs Att.	FGs #	FGs Att.	TV
A 30	Mizzou vs. Illinois&	W, 22-15	63,576	—	RV 12	41	121	1	12	18-0	0	102	2	59	223	1-0	2-10	7-42.4	27:06	5-13	1-1	2-10	3-3	0-0	ABC						
S 6	Mizzou at Ball State	W, 35-7	17,371	—	RV 25	47	290	4	18	29-0	0	171	1	76	461	0-0	5-40	5-33.4	29:53	9-17	1-2	4-35	5-5	0-0	—						
S 13	Eastern Illinois at Mizzou	W, 37-0	49,440	—	RV 22	36	221	2	30	38-0	0	288	2	74	509	2-2	5-46	4-38.2	28:22	4-13	1-2	4-30	4-5	1-2	—						
S 20	Middle Tenn. St. at Mizzou	W, 41-40 (OT)	55,075	23	RV 26	43	296	2	22	32-0	0	192	3	75	488	1-0	5-119	4-32.8	27:22	8-15	1-1	2-13	4-5	2-2	—						
S 27	Mizzou *at Kansas	L, 35-14	50,071	—	RV 23	37	134	1	12	24-0	0	62	1	61	196	1-0	5-54	6-36.0	26:16	3-15	4-5	1-5	2-2	0-0	FSN						
O 11	*Nebraska (N) at Mizzou	W, 41-24	68,349	—	RV 10	23	56	2	12	19-1	0	146	1	73	399	4-4	9-42	6-39.3	31:02	6-15	1-1	1-3	3-3	1-1	TBS						
O 18	Mizzou *at Oklahoma (N)	L, 34-13	83,327	1	RV 20	44	211	4	15	29-2	0	241	2	73	452	0-0	3-23	6-31.8	28:58	5-14	1-1	2-24	5-6	0-0	FSN						
O 25	*Texas Tech at Mizzou	W, 62-31	60,192	—	RV 31	22	94	0	45	73-4	0	437	4	90	531	3-1	5-39	1-35.0	29:51	7-16	4-7	1-3	4-4	1-1	FSN						
N 8	Mizzou *at Colorado	L, 21-16	47,722	—	RV 22	27	41	200	0	29-42-2	0	278	2	83	447	4-2	7-56	2-51.0	32:45	5-15	2-5	2-14	1-2	1-1	—						
N 15	*Texas A&M at Mizzou	W, 45-22	55,505	—	RV 26	47	108	1	30	43-0	0	376	1	90	484	2-1	9-69	2-43.5	33:15	6-17	1-4	1-6	1-2	3-3	FSN						
N 22	Mizzou *at Kansas State (N)	L, 24-14	49,685	19	RV 28	69	367	3	7	16-1	0	70	0	85	437	1-1	6-46	4-38.2	38:52	7-15	1-2	4-14	3-3	1-1	TBS						
N 29	*Iowa State at Mizzou	W, 45-7	46,435	—	RV 18	47	178	0	13	23-1	0	162	1	70	340	4-3	7-48	7-44.0	33:00	3-15	0-3	0-0	1-1	0-0	ABC						
D 31	% Arkansas (N) vs. Mizzou	L, 27-14	49,625	—	RV 25	49	252	2	9	18-0	0	85	0	65	385	0-0	3-26	4-30.0	30:24	4-14	2-2	1-8	2-2	4-4	ESPN						

Legend — N-Night game; \*Big 12 Conference game; &Edward Jones Dome (St. Louis, Mo.); %-MainStay Independence Bowl (Shreveport, La.)

SCORE/QUARTERS	1	2	3	4	OT	TOTAL	PASSING	G	Effic	Att-Cmp-Int	Pct	Yds	TD	Lng	Avg/G																					
MIZZOU	81	115	60	136	7	399	Smith, Brad	13	114.11	350-211-7	60.3	1977	11	48	152.1																					
Opponents	57	110	60	54	6	287	Riccio, Santino	13	125.46	23-13-1	56.5	134	2	18	10.3																					
							Outlaw, Darius	13	824.80	1-1-0	100.0	47	1	47	3.6																					
TEAM STATISTICS							RUSHING																													
Points Per Game	30.7						MU	G			ATT.			YDS			LOST			NET			AVG.			TD			LG			YPG				
FIRST DOWNS	274						OPP	13			212			1549			143			1406			6.6			18			64			108.2				
Rushing - Passing	157-101						136-125	13			219			1197			42			1155			5.3			14			64			88.8				
Penalty	16						18	13			89			485			23			462			5.2			5			64			35.5				
RUSHING YARDAGE	3087						2174	12			13			100			1			99			7.6			1			31			8.2				
Yards gained rushing - lost	3369-282						2595-421	13			5			26			0			26			5.2			0			12			2.0				
Rushing Attempts	551						552	13			3			7			0			7			2.3			0			5			0.5				
Average Per Rush	5.6						3.9	13			1			3			0			3			3.0			0			3			0.2				
Average Per Game	237.5						167.2	6			1			2			0			2			2.0			0			2			0.3				
TDs Rushing	38						18	13			1			0			2			-2			-2.0			0			0			-0.2				
PASSING YARDAGE	2158						2779	11			7			0			71			-71			-10.1			0			0			-6.5				
Att-Cmp-Int	375-225-8						422-266-9	RECEIVING																												
Average Per Pass	5.8						6.6	13			52			466			9.0			1			22			35.8										
Average Per Catch	9.6						10.4	13			41			417			10.2			4			35			32.1										
Average Per Game	166.0						213.8	13			27			341			12.6			1			36			26.2										
TDs Passing	14						15	13			26			172			6.6			0			19			13.2										
TOTAL OFFENSE	5245						4953	12			21			190			9.0			2			23			15.8										
Total Plays	926						974	9			15			154			10.3			3			18			17.1										
Average Per Play	5.7						5.1	9			11			128			11.6			0			40			14.2										
Average Per Game	403.5						381.0	13			11			105			9.5			1			48			8.1										
KICK RET.: # - AVG.	50 - 20.8						48 - 19.8	13			8			92			11.5			0			34			7.1										
PUNT RET.: # - AVG.	27 - 14.9						27 - 12.6	13			4			15			3.8			0			7			1.2										
INT RET.: # - AVG.	9 - 13.6						8 - 6.9	13			3			53			17.7			1			47			4.1										
FUMBLES-LOST	13-5						22-15	9			2			14			7.0			1			12			1.6										
PENALTIES-YDS.	70-610						76-527	3			1			11			11.0			0			11			3.7										
Average Per Game	46.9						40.5	12			1			11			11.0			0			11			0.9										
PUNTS-AVG.	63-36.0						62-40.0	13			1			-2			-2.0			0			0			-0.2										
Net punt average	30.6						33.5	13			1			-9			-9.0			0			0			-0.7										
TIME OF POSS./GAME	28:07						31:46	PUNT RETURNS																												
3RD-DOWN CONV.	76/192						81/199	No.			Yds			Avg			TD			Long																
3rd-Down Pct	40%						41%	James, Marcus			26			377			14.5			0			37													
4TH-DOWN CONV.	17/29						14/32	Hibbets, Josh			1			26			26.0			1			14													
4th-Down Pct	59%						44%	PUNTING																												
SACKS BY-YDS.	26-202						20-110	No.			Yds			Avg			Long			TB			FC			120			Blkd							
TOUCHDOWNS	53						34	Harvey, Brock			51			1877			36.8			63			4			10			14			1				
FIELD GOALS-ATT.	10-14						17-18	Goshler, Todd			10			393			39.3			53			0			4			0							
PAT-ATT.	45-48						28-30	TEAM			2			0			0.0			0			0			0			1							
ATTENDANCE	334996						248176	FIELD GOALS																												
Games/Avg Per Game	6/55833						5/49635	M-A			Pct			01-19			20-29			30-39			40-49			50+			Lg			Blk				
							Matheny, Mike			10-14			71.4			1-1			5-6			2-3			2-3			0-1			44			1		

INTERCEPTIONS										KICK RETURNS									
No.	Yds	Avg	TD	Long	No.	Yds	Avg	TD	Long										
Barnes, Brandon	2	0	0.0	0	Mitchell, Shirdonya	22	530	24.1	0	46									
Ville, Zach	1	39	39.0	0	39	12	216	18.0	0	29									
Harrington, Dedrick	1	24	24.0	0	24	James, Marcus	10	205	20.5	0	30								
Williams, Nino	1	23	23.0	0	23	Ming, Derrick	3	26	8.7	0	21								
Kinney, James	1	21	21.0	0	21	Gooden, Orlando	3	34	11.3	0	13								
Washington, Calvin	1	15	15.0	0	15	Ekwerekwu, Brad	0	31	0.0	0	31								
Harden, Michael	1	0	0.0	0	0	SCORING													
Mitchell, Shirdonya	1	0	0.0	0	0	TD	FGs	Kick	2Pt.	Rev	Pass	DXP	Saf	Points					
						Smith, Brad	19	0	0-0	2-2	0	0-1	0	0	118				
						Abron, Zack	14	0	0-0	0-1	0	0-0	0	0	84				
						Matheny, Mike	010-14	44-47	0-0	0-0	0	0-0	0	0	74				
						Nash, Damien	6	0-0	0-0	0-1	0	0-0	0	0	36				
						Outlaw, Darius	4	0-0	0-0	0-0	0	0-0	0	0	24				
						Sesay, Victor	3	0-0	0-0	0-0	0	0-0	0	0	18				
						McCoy, J.D.	2	0-0	0-0	0-0	0	0-0	0	0	12				
						Coffey, Sean	1	0-0	0-0	0-0	0	0-0	0	0	6				
						Howard, DeQuincy	1	0-0	0-0	0-0	0	0-0	0	0	6				
						Hibbets, Josh	1	0-0	0-0	0-0	0	0-0	0	0	6				
						Roberson, Tyrone	1	0-0	0-0	0-0	0	0-0	0	0	6				
						Omboga, Thomson	1	0-0	0-0	0-0	0	0-0	0	0	6				
						Team	0	0-0	0-0	0-0	0	0-0	0	1	2				
						Pettersen, Alex	0	0-0	1-1	0-0	0	0-0	0	0	1				
DEFENSE LEADERS																			
G	UT	AT	TT	TFL	Sack	FF	FR	PBU											
Kinney, James	13	84	63	147	7-22	1-13	2	1	0										
Barnes, Brandon	13	73	44	117	10-20	1-5	1	3	1										
Williams, Nino	13	79	26	105	5-16	1-7	0	3	9										
Simpson, Jason	12	56	25	81	8-37	2-15	0	1	3										

# 2003

## 2017 MIZZOU FOOTBALL

SCORE/QUARTERS	1	2	3	4	OT	TOTAL
MIZZOU	7	7	0	8	—	22
Illinois (1-11)	3	3	3	6	—	15
1ST • ILL - Gockman 44 FG (8:47)						
MU - Abron 1 run (Matheny PAT) (0:40)						
2ND • MU - McCoy 14 pass from B. Smith (Matheny PAT) (5:31)						
ILL - Gockman 48 FG (0:07)						
3RD • ILL - Gockman 31 FG (9:03)						
4TH • ILL - Hayden 6 pass from Beutjer (Beutjer PAT pass failed) (10:36)						
MU - Outlaw 6 pass from B. Smith (B. Smith PAT rush) (4:12)						
MU Passing	MU Rushing	MU Receiving				
Smith 12-18-0, 102, 2 TD	Smith 17-66	Outlaw 4-33, 1 TD				
	Abron 21-60, 1 TD	Abron 3-34				
Opp. Passing	Opp. Rushing	Opp. Receiving				
Beutjer 31-44-0, 284, 1 TD	Halsey 20-139	Davis 10-66				
SCORE/QUARTERS	1	2	3	4	OT	TOTAL
MIZZOU	7	14	7	7	—	35
Ball State (4-8)	7	0	0	0	—	7
1ST • BSU - Franklin 5 pass from Roesch (Langford PAT) (4:51)						
MU - Nash 4 run (Matheny PAT) (1:22)						
2ND • MU - Smith 35 run (Matheny PAT) (4:16)						
MU - Abron 1 run (Matheny PAT) (0:54)						
3RD • MU - Sesay 14 pass from Riccio (Matheny PAT) (3:23)						
4TH • MU - Abron 5 run (Matheny PAT) (13:33)						
MU Passing	MU Rushing	MU Receiving				
Smith 11-17-0, 112	Smith 13-117, 1 TD	Omboga 6-70				
Riccio 7-12-0, 59, 1 TD	Abron 18-79, 2 TD	McCoy 4-39				
	Nash 9-68, 1 TD	Abron 3-24				
Opp. Passing	Opp. Rushing	Opp. Receiving				
Roesch 15-22-0, 114, 1 TD	Blair 14-41	Ridgeway 9-96				
SCORE/QUARTERS	1	2	3	4	OT	TOTAL
Eastern Illinois (4-8)	0	0	0	0	—	0
MIZZOU	0	14	13	10	—	37
2ND • MU - Abron 5 run (Matheny PAT) (1:41)						
MU - Coffey 4 pass from B. Smith (Matheny PAT) (0:17)						
3RD • MU - Abron 25 run (Matheny PAT) (3:21)						
MU - Hibbets 14 blocked punt return (Matheny PAT failed) (1:26)						
4TH • MU - Omboga 11 pass from B. Smith (Matheny PAT) (13:38)						
MU - Matheny 24 FG (8:36)						
MU Passing	MU Rushing	MU Receiving				
Smith 26-33-0, 236, 2 TD	Abron 16-91, 2 TD	Omboga 7-71, 1 TD				
Riccio 4-5-0, 52	Nash 11-51	Abron 6-32				
	Roberson 3-40	Outlaw 5-35				
Opp. Passing	Opp. Rushing	Opp. Receiving				
Vincent 23-36-1, 154	Webb 8-35	Osborne 5-30				
SCORE/QUARTERS	1	2	3	4	OT	TOTAL
Mid. Tenn. St. (4-8)	7	14	10	3	6	40
MIZZOU	7	16	0	11	7	41
1ST • MTSU - Aلسup 4 pass from Hines (Kelly PAT) (6:10)						
MU - McCoy 17 pass from B. Smith (Matheny PAT) (1:22)						
2ND • MU - Outlaw 5 pass from B. Smith (Matheny PAT blocked) (13:40)						
MU - Matheny 21 FG (8:40)						
MTSU - Gross 1 run (Kelly PAT) (7:08)						
MU - Abron 8 run (Matheny PAT) (4:28)						
MTSU - Wright 21 pass from Hines (Kelly PAT) (0:07)						
3RD • MTSU - Kelly 19 FG (10:29)						
MTSU - Davis 6 run (Kelly PAT) (7:26)						
4TH • MU - Matheny 25 FG (10:53)						
MTSU - Kelly 21 FG (5:16)						
MU - Outlaw 12 pass from B. Smith (B. Smith PAT rush) (1:17)						
OT • MTSU - Hines 4 run (Kelly PAT failed)						
MU - B. Smith 3 run (Matheny PAT)						
MU Passing	MU Rushing	MU Receiving				
Smith 22-33-0, 192, 3 TD	Abron 18-138, 1 TD	Outlaw 6-39, 2 TD				
	Smith 15-136, 1 TD	Omboga 5-56				
Opp. Passing	Opp. Rushing	Opp. Receiving				
Hines 19-31-0, 248, 2 TD	Gross 14-77, 1 TD	Wright 7-144, 1 TD				
SCORE/QUARTERS	1	2	3	4	OT	TOTAL
MIZZOU	7	0	7	0	—	14
Kansas (6-7)	6	7	0	22	—	35
1ST • KU - Whittemore 1 run (Beck PAT failed) (8:51)						
MU - B. Smith 4 run (Matheny PAT) (4:47)						
2ND • KU - Green 4 run (Beck PAT) (3:37)						
3RD • MU - Outlaw 9 pass from B. Smith (Matheny PAT) (9:49)						
4TH • KU - Green 6 run (Latimore PAT pass from Whittemore) (14:56)						
KU - Whittemore 4 run (Beck PAT) (7:35)						
KU - Randle 3 run (Beck PAT)						

SCORE/QUARTERS	1	2	3	4	OT	TOTAL
MIZZOU	7	3	14	0	—	24
MIZZOU	7	7	0	27	—	41
1ST • NU - LeFlore 55 pass from Lord (Dyches PAT) (8:55)						
MU - Abron 6 run (Matheny PAT) (6:25)						
2ND • MU - B. Smith 47 pass from Outlaw (Matheny PAT) (10:57)						
NU - Dyches 30 FG (0:02)						
3RD • NU - Horne 5 run (Dyches PAT) (8:32)						
NU - Lord 35 run (Dyches PAT) (0:58)						
4TH • MU - B. Smith 39 run (Matheny PAT) (14:53)						
MU - Sesay 14 pass from Riccio (Matheny PAT) (11:21)						
MU - B. Smith 1 run (Matheny PAT failed) (5:53)						
MU - B. Smith 9 run (Matheny PAT) (5:11)						
MU Passing	MU Rushing	MU Receiving				
Smith 13-27-2, 180	Smith 18-123, 3 TD	Coffey 3-59				
Outlaw 1-1-0, 47, 1 TD	Abron 20-84, 1 TD	Sesay 3-40, 1 TD				
Riccio 1-1-0, 14, 1 TD	Nash 3-3	Omboga 3-30				
Opp. Passing	Opp. Rushing	Opp. Receiving				
Lord 12-18-1, 146, 1 TD	Horne 26-119, 1 TD	LeFlore 6-76, 1 TD				
SCORE/QUARTERS	1	2	3	4	OT	TOTAL
MIZZOU	3	7	0	3	—	13
Oklahoma (12-2)	7	24	3	0	—	34
1ST • OU - Works 1 run (DiCarlo PAT) (9:08)						
MU - Matheny 26 FG (3:11)						
2ND • OU - DiCarlo 19 FG (11:55)						
MU - B. Smith 26 run (Matheny PAT) (9:40)						
OU - Clayton 39 pass from White (DiCarlo PAT) (6:54)						
OU - Rankins 30 pass from White (DiCarlo PAT) (2:40)						
OU - Perkins 69 punt return (DiCarlo PAT) (1:02)						
3RD • OU - DiCarlo 30 FG (3:17)						
4TH • MU - Matheny 25 FG (3:19)						
MU Passing	MU Rushing	MU Receiving				
Smith 15-31-1, 180	Smith 17-50, 1 TD	Outlaw 4-51				
Riccio 1-3-0, 9	Nash 8-16	Omboga 3-22				
Harvey 0-1-0, 0	Abron 10-11	Ekwerekwu 2-66				
Opp. Passing	Opp. Rushing	Opp. Receiving				
White 20-34-1, 278, 2 TD	Works 15-87, 1 TD	Clayton 8-110, 1 TD				
SCORE/QUARTERS	1	2	3	4	OT	TOTAL
Texas Tech (8-5)	3	7	14	7	—	31
MIZZOU	17	17	0	28	—	62
1ST • MU - Matheny 33 FG (10:56)						
TECH - Toogood 23 FG (9:19)						
MU - Abron 3 run (Matheny PAT) (5:57)						
MU - B. Smith 10 run (Matheny PAT) (1:58)						
2ND • MU - Abron 4 run (Matheny PAT) (14:56)						
MU - Matheny 33 FG (12:40)						
TECH - Peters 6 pass from Symons (Toogood PAT) (6:19)						
MU - B. Smith 27 run (Matheny PAT) (2:42)						
3RD • TECH - Francis 12 pass from Symons (Toogood PAT) (7:49)						
TECH - Peters 32 pass from Symons (Toogood PAT) (3:22)						
4TH • MU - Abron 2 run (Matheny PAT) (14:57)						
TECH - Francis 26 pass from Symons (Toogood PAT) (13:34)						
MU - B. Smith 2 run (Matheny PAT) (11:40)						
MU - B. Smith 41 run (Matheny PAT) (7:35)						
MU - B. Smith 61 run (Matheny PAT) (1:08)						
MU Passing	MU Rushing	MU Receiving				
Smith 13-24-0, 128	Smith 19-291, 5 TD	Omboga 3-29				
	Abron 25-139, 3 TD	Coffey 2-32				
	Nash 10-41	Ekwerekwu 2-23				
Opp. Passing	Opp. Rushing	Opp. Receiving				
Symons 40-62-3, 408, 4 TD	Hendersson 11-51	Welker 13-102				
SCORE/QUARTERS	1	2	3	4	OT	TOTAL
MIZZOU	3	6	0	7	—	16
Colorado (5-7)	7	7	7	0	—	21
1ST • CU - McCoy 16 pass from Klatt (Crosby PAT) (10:58)						
MU - Matheny 19 FG (1:59)						
2ND • CU - Vickers 3 pass from Klatt (Crosby PAT) (12:43)						
MU - Sesay 17 pass from B. Smith (B. Smith PAT pass failed) (9:04)						
3RD • CU - Calhoun 3 run (Crosby PAT) (8:43)						
4TH • MU - Nash 48 pass from B. Smith (Matheny PAT) (5:00)						

SCORE/QUARTERS	1	2	3	4	OT	TOTAL
MIZZOU	16	6	9	14	—	45
1ST • MU - B. Smith 7 run (Matheny PAT) (12:51)						
MU - Safety, A&M punter down in end zone (11:19)						
MU - Abron 2 run (Matheny PAT) (9:24)						
2ND • A&M - Pegrum 33 FG (13:01)						
MU - B. Smith 19 run (Abron PAT rush failed) (7:43)						
A&M - Pegrum 42 FG (3:33)						
3RD • MU - Matheny 44 FG (9:10)						
A&M - Pegrum 31 FG (4:47)						
MU - B. Smith 9 run (Nash PAT rush failed) (2:04)						
4TH • A&M - Van Zant 8 pass from Long (Lews PAT rush failed) (14:21)						
MU - Nash 14 run (Matheny PAT) (11:46)						
A&M - Farmer 1 run (Pegrum PAT) (6:42)						
MU - Nash 9 run (Matheny PAT) (4:12)						
MU Passing	MU Rushing	MU Receiving				
Smith 12-20-0, 89	Abron 20-141, 1 TD	McCoy 5-39				
	Smith 17-136, 3 TD	Nash 2-12				
	Nash 8-65, 2 TD	Ekwerekwu 2-3				
Opp. Passing	Opp. Rushing	Opp. Receiving				
Long 23-29-0, 252, 1 TD	Lewis 17-56	Murphy 8-156				
SCORE/QUARTERS	1	2	3	4	OT	TOTAL
MIZZOU	0	7	0	7	—	14
Kansas State (11-4)	7	14	3	0	—	24
1ST • KSU - Sproles 5 run (Rheem PAT) (10:09)						
2ND • KSU - Sproles 7 run (Rheem PAT) (14:49)						
MU - Howard 2 pass from B. Smith (Matheny PAT) (5:38)						
KSU - Roberson 1 run (Rheem PAT) (0:36)						
3RD • KSU - Rheem 40 FG (0:34)						
4TH • MU - Abron 37 run (Matheny PAT) (3:18)						
MU Passing	MU Rushing	MU Receiving				
Smith 14-28-1, 155, 1 TD	Abron 9-71, 1 TD	Omboga 5-41				
	Smith 16-26	Outlaw 3-51				
	Nash 4-12	Coffey 2-45				
Opp. Passing	Opp. Rushing	Opp. Receiving				
Roberson 7-16-1, 70	Sproles 43-273, 2 TD	Polite 3-31				
SCORE/QUARTERS	1	2	3	4	OT	TOTAL
Iowa State (2-10)	0	7	0	0	—	7
MIZZOU	0	14	17	14	—	45
2ND • MU - B. Smith 19 run (Matheny PAT) (3:48)						
MU - Abron 17 run (Matheny PAT) (0:33)						
ISU - Danielson 62 pass from Wayne (Benike PAT) (0:02)						
3RD • MU - Matheny 44 FG (10:52)						
MU - Nash 4 run (Matheny PAT) (10:33)						
MU - B. Smith 61 run (Matheny PAT) (0:00)						
4TH • MU - Nash 64 run (Matheny PAT) (6:27)						
MU - Roberson 16 run (Pettersen PAT) (2:29)						
MU Passing	MU Rushing	MU Receiving				
Smith 15-24-0, 108	Smith 17-195, 2 TD	Outlaw 5-65				
Riccio 0-1-0	Nash 10-91, 1 TD	Omboga 3-13				
	Abron 11-46, 1 TD	Ekwerekwu 2-14				
Opp. Passing	Opp. Rushing	Opp. Receiving				
Waye 8-13-0, 107, 1 TD	Hicks 28-123	Danielsen 5-96, 1 TD				
SCORE/QUARTERS	1	2	3	4	OT	TOTAL
Arkansas (9-4)	3	18	3	3	—	27
MIZZOU	7	0	7	0	—	14
1ST • ARK - Balseiro 33 FG (8:50)						
MU - Abron 1 run (Matheny PAT) (6:50)						
2ND • ARK - Balseiro 28 FG (13:09)						
ARK - Jones 1 run (Wilson PAT pass from Jones) (7:24)						
ARK - Cobbs 41 run (Balseiro PAT) (5:59)						
3RD • ARK - Balseiro 25 FG (5:21)						
MU - B. Smith 5 run (Matheny PAT) (0:39)						
4TH • ARK - Balseiro 24 FG (12:57)						
MU Passing	MU Rushing	MU Receiving				
Smith 17-30-1, 155	Abron 19-137, 1 TD	Omboga 8-63				
Riccio 0-1-1	Smith 20-96, 1 TD	Coffey 4-68				
	Nash 9-60	Outlaw 1-19				
Opp. Passing	Opp. Rushing	Opp. Receiving				
Jones 6-14-0, 49	Cobbs 27-141, 1 TD	Smith 3-29				





# 2002

## 2017 MIZZOU FOOTBALL

SCORE/QUARTERS	1	2	3	4	—	TOTAL
Illinois (5-7)	7	0	7	6	—	20
MIZZOU	7	7	6	13	—	33
1ST • MU - Abron 6 run (Pettersen PAT) (11:54)						
ILL - Harris 2 run (Christofilakos PAT) (5:41)						
2ND • MU - Leon 6 run (Pettersen PAT) (6:16)						
3RD • ILL - Lloyd 29 pass from Ward (Christofilakos PAT) (12:13)						
MU - Kinney 46 fumble return (Pettersen PAT failed) (5:31)						
4TH • MU - Abron 3 run (Outlaw PAT pass failed) (14:06)						
MU - B. Smith 24 run (Pettersen PAT) (11:47)						
ILL - Lloyd 18 pass from Beutjer (Beutjer PAT pass failed) (8:49)						
MU Passing	MU Rushing	MU Receiving				
Smith 15-26-0, 152	Smith 18-138, 1 TD	Gage 7-63				
	Abron 26-116, 2 TD	Omboga 5-77				
	Leon 7-24, 1 TD	Fredrickson 2-9				
Opp. Passing	Opp. Rushing	Opp. Receiving				
Ward 9-21-1, 124, 1 TD	Harris 17-66, 1 TD	Lloyd 8-137, 2 TD				
SCORE/QUARTERS	1	2	3	4	—	TOTAL
Ball State (6-6)	3	3	0	0	—	6
MIZZOU	7	0	27	7	—	41
1ST • BSU - Langford 45 FG (6:28)						
MU - Abron 1 run (Matheny PAT) (2:21)						
2ND • BSU - Langford 43 FG (4:30)						
3RD • MU - B. Smith 39 run (Matheny PAT) (13:08)						
MU - Abron 3 run (Matheny PAT failed) (11:11)						
MU - Abron 5 run (Matheny PAT) (9:51)						
MU - Gage 2 pass from B. Smith (Matheny PAT) (1:15)						
4TH • MU - Outlaw 27 pass from Farmer (Matheny PAT) (4:07)						
MU Passing	MU Rushing	MU Receiving				
Smith 14-27-0, 176, 1 TD	Smith 9-105, 1 TD	Omboga 5-81				
Farmer 2-5-0, 40, 1 TD	Abron 15-75, 3 TD	Gage 5-58, 1 TD				
	Farmer 1-18	Outlaw 3-49, 1 TD				
Opp. Passing	Opp. Rushing	Opp. Receiving				
Hill 15-20-0, 126	Merrifweather 26-115	Ridgeway 5-47				
SCORE/QUARTERS	1	2	3	4	—	TOTAL
MIZZOU	7	7	7	7	—	28
Bowling Green (9-3)	17	17	10	7	—	51
1ST • BGSU - Harris 34 pass from Magner (Suisham PAT) (13:22)						
MU - Abron 2 run (Matheny PAT) (10:36)						
BGSU - Suisham 34 FG (6:19)						
BGSU - Alls 29 run (Suisham PAT) (3:26)						
2ND • BGSU - Suisham 41 FG (14:21)						
BGSU - Harris 3 run (Suisham PAT) (10:16)						
MU - Abron 6 pass from B. Smith (Matheny PAT) (5:51)						
BGSU - Harris 2 run (Suisham PAT) (3:42)						
3RD • MU - Gage 19 pass from B. Smith (Matheny PAT) (12:45)						
BGSU - Redd 30 pass from Magner (Suisham PAT) (8:12)						
BGSU - Suisham 26 FG (3:10)						
4TH • BGSU - Hewitt 27 interception return (Suisham PAT) (10:16)						
MU - Abron 2 run (Matheny PAT) (5:16)						
MU Passing	MU Rushing	MU Receiving				
Smith 28-50-1, 334, 2 TD	Abron 16-40, 2 TD	Gage 16-236, 1 TD				
	Smith 12-14	Omboga 5-15				
	Leon 1-4	James 2-34				
Opp. Passing	Opp. Rushing	Opp. Receiving				
Harris 16-31-1, 311	Alls 16-119, 1 TD	Redd 10-209, 1 TD				
SCORE/QUARTERS	1	2	3	4	—	TOTAL
Troy State (4-8)	0	0	7	0	—	7
MIZZOU	7	14	13	10	—	44
1ST • MU - Omboga 20 pass from B. Smith (Matheny PAT) (12:07)						
2ND • MU - Abron 4 run (Matheny PAT) (9:55)						
MU - B. Smith 28 run (Matheny PAT) (5:23)						
3RD • TROY - Samples 43 pass from Bearden (Olmsted PAT) (13:36)						
MU - Abron 3 run (Matheny PAT) (9:51)						
MU - Matheny 28 FG (1:54)						
MU - Matheny 26 FG (0:09)						
4TH • MU - Matheny 35 FG (13:15)						
MU - Kinney 14 interception return (Matheny PAT) (12:22)						
MU Passing	MU Rushing	MU Receiving				
Smith 18-34-0, 213, 1 TD	Smith 13-137, 1 TD	Coffey 6-88				
Outlaw 1-1-0, 5	Abron 20-98, 2 TD	Gage 5-34				
Farmer 0-1-1	Leon 6-12	Omboga 2-41, 1 TD				
Opp. Passing	Opp. Rushing	Opp. Receiving				
Bearden 16-26-2, 225, 1 TD	Betterson 7-79	Samples 10-135, 1 TD				

SCORE/QUARTERS	1	2	3	4	—	TOTAL
Oklahoma (12-2)	7	3	13	8	—	31
MIZZOU	0	7	10	7	—	24
1ST • OU - Jones 2 run (DiCarlo PAT) (1:05)						
2ND • OU - DiCarlo 20 FG (9:00)						
MU - B. Smith 25 run (Matheny PAT) (1:50)						
3RD • OU - Fagan 65 pass from Hybl (DiCarlo PAT) (11:25)						
OU - Griffin 53 run (DiCarlo PAT failed) (8:57)						
MU - Gage 23 pass from B. Smith (Matheny PAT) (5:27)						
MU - Matheny 38 FG (1:07)						
4TH • MU - Smith, Brad 25 run (Matheny PAT) (10:22)						
OU - Chester 14 pass from McCoy (Fagan PAT pass from Hybl) (6:33)						
MU Passing	MU Rushing	MU Receiving				
Smith 19-39-3, 178, 1 TD	Smith 26-213, 2 TD	Gage 9-122, 1 TD				
	Abron 16-62	Outlaw 4-24				
		Fredrickson 2-11				
Opp. Passing	Opp. Rushing	Opp. Receiving				
Hybl 20-32-0, 303, 1 TD	Griffin 16-105, 1 TD	Peoples 6-107				
SCORE/QUARTERS	1	2	3	4	—	TOTAL
MIZZOU	10	3	0	0	—	13
Nebraska (7-7)	7	7	7	3	—	24
1ST • MU - Abron 1 run (Matheny PAT) (12:14)						
MU - Horne 5 run (Brown PAT) (4:17)						
MU - Matheny 22 FG (0:04)						
2ND • MU - Matheny 44 FG (9:27)						
MU - Golliday 1 pass from Lord (Brown PAT) (0:43)						
3RD • NU - Groce 89 punt return (Brown PAT) (7:24)						
4TH • MU - Brown 42 FG (11:39)						
MU Passing	MU Rushing	MU Receiving				
Smith 14-29-0, 123	Abron 12-65, 1 TD	Gage 7-47				
	Smith 17-34	Outlaw 5-71				
		Coffey 1-6				
Opp. Passing	Opp. Rushing	Opp. Receiving				
Lord 4-12-0, 34, 1 TD	Lord 17-98	Pilkington 1-17				
SCORE/QUARTERS	1	2	3	4	—	TOTAL
MIZZOU	10	7	7	14	—	38
Texas Tech (9-5)	14	17	13	8	—	52
1ST • TECH - Paige 13 pass from Kingsbury (Treece PAT) (12:03)						
MU - Matheny 44 FG (9:52)						
TECH - Glover 35 pass from Kingsbury (Treece PAT) (6:41)						
MU - Gage 53 pass from B. Smith (Matheny PAT) (1:32)						
2ND • TECH - Treece 40 FG (12:52)						
MU - Leon 6 run (Matheny PAT) (8:55)						
TECH - Glover 8 pass from Kingsbury (Treece PAT) (6:23)						
TECH - Henderson 10 run (Treece PAT) (0:33)						
3RD • TECH - Henderson 7 run (Treece PAT) (10:35)						
MU - Fredrickson 20 pass from B. Smith (Matheny PAT) (3:30)						
TECH - Glover 1 pass from Kingsbury (PAT failed) (0:46)						
4TH • MU - Roberson 1 run (Matheny PAT) (9:00)						
TECH - McGuire 6 pass from Kingsbury (Paige PAT pass from Kingsbury) (6:20)						
MU - Gage 24 pass from B. Smith (Matheny PAT) (5:23)						
MU Passing	MU Rushing	MU Receiving				
Smith 20-32-0, 275, 3 TD	Leon 6-52, 1 TD	Outlaw 10-89				
Outlaw 1-1-0, 31	Roberson 6-36, 1 TD	Gage 5-114, 2 TD				
	Abron 5-33	Fredrickson 2-43, 1 TD				
Opp. Passing	Opp. Rushing	Opp. Receiving				
Kingsbury 49-70-0, 510, 5 TD	Munlin 7-36	Henderson 10-74				
SCORE/QUARTERS	1	2	3	4	—	TOTAL
Kansas (2-10)	0	6	6	0	—	12
MIZZOU	7	7	20	2	—	36
1ST • MU - Gage 62 pass from B. Smith (Matheny PAT) (5:06)						
2ND • KU - Simmons 14 pass from Whittemore (Beck PAT failed) (10:01)						
MU - Leon 7 run (Matheny PAT) (1:55)						
3RD • MU - Leon 5 run (Matheny PAT) (8:46)						
KU - Gasaway 20 pass from Whittemore (Whittemore PAT pass failed) (5:24)						
MU - B. Smith 75 run (Matheny PAT blocked) (4:29)						
MU - Outlaw 15 pass from B. Smith (Matheny PAT) (1:01)						
4TH • MU - Safety, QB sacked in endzone (5:28)						
MU Passing	MU Rushing	MU Receiving				
Smith 9-16-0, 135, 2 TD	Smith 15-117, 1 TD	Gage 4-77, 1 TD				
Farmer 3-5-0, 23	Leon 17-104, 2 TD	Outlaw 4-51, 1 TD				
	Roberson 11-45	Coffey 1-14				
Opp. Passing	Opp. Rushing	Opp. Receiving				
Whittemore 19-37-0, 242, 2 TD	Green 23-95	Gasaway 6-101, 1 TD				

SCORE/QUARTERS	1	2	3	4	—	TOTAL
MIZZOU	7	14	7	7	—	35
Iowa State (7-7)	10	17	8	7	—	42
1ST • ISU - Benike 27 FG (9:17)						
ISU - Young 34 pass from Wallace (Benike PAT) (8:00)						
MU - McCoy 6 pass from Gage (Matheny PAT) (1:47)						
2ND • ISU - Wallace 1 run (Benike PAT) (14:14)						
MU - Abron 2 run (Matheny PAT) (12:46)						
ISU - Thompson 2 run (Benike PAT) (9:41)						
ISU - Benike 44 FG (6:13)						
MU - Abron 3 run (Matheny PAT) (0:24)						
3RD • MU - Outlaw 55 pass from B. Smith (Matheny PAT) (7:59)						
ISU - Wagner 10 run (Wallace PAT run) (3:35)						
4TH • MU - James 80 punt return (Matheny PAT) (10:26)						
ISU - Wagner 1 run (Benike PAT) (0:32)						
MU Passing	MU Rushing	MU Receiving				
Smith 23-34-1, 241, 1 TD	Smith 15-77	Outlaw 9-103, 1 TD				
Gage 1-1-0, 6, 1 TD	Abron 13-51, 2 TD	Gage 6-37				
	Leon 6-10	Omboga 2-21				
Opp. Passing	Opp. Rushing	Opp. Receiving				
Wallace 31-47-0, 425, 1 TD	Wagner 20-79, 2 TD	Danielsen 8-152				
SCORE/QUARTERS	1	2	3	4	OT	TOTAL
Colorado (9-5)	10	10	7	8	—	42
MIZZOU	0	7	14	14	0	35
1ST • CU - McCoy 47 pass from Hodge (Brougham PAT) (11:55)						
CU - Brougham 45 FG (2:50)						
2ND • MU - Abron 30 run (Matheny PAT) (14:09)						
CU - Brown 10 run (Brougham PAT) (11:30)						
CU - Brougham 20 FG (1:11)						
3RD • CU - Hodge 1 run (Brougham PAT) (12:33)						
MU - Gage 27 pass from B. Smith (Matheny PAT) (10:24)						
MU - Ferguson 43 interception return (Matheny PAT) (2:29)						
4TH • MU - Gage 10 pass from B. Smith (Matheny PAT) (13:16)						
CU - Brown 15 run (Sypniewski PAT pass from Hodge) (4:43)						
MU - Abron 1 run (Matheny PAT) (1:55)						
OT • CU - Brown 1 run (Brougham PAT)						
MU Passing	MU Rushing	MU Receiving				
Smith 23-34-1, 241, 1 TD	Smith 15-77	Outlaw 9-103, 1 TD				
Gage 1-1-0, 6, 1 TD	Abron 13-51, 2 TD	Gage 6-37				
	Leon 6-10	Omboga 2-21				
Opp. Passing	Opp. Rushing	Opp. Receiving				
Wallace 31-47-0, 425, 1 TD	Wagner 20-79, 2 TD	Danielsen 8-152				
SCORE/QUARTERS	1	2	3	4	OT	TOTAL
MIZZOU	3	14	0	7	3	33
Texas A&M (6-6)	3	0	7	14	3	27
1ST • MU - Matheny 20 FG (9:29)						
A&M - Pegram 25 FG (6:27)						
2ND • MU - Abron 9 run (Matheny PAT) (12:42)						
MU - Abron 8 pass from B. Smith (Matheny PAT) (7:44)						
3RD • A&M - Weber 1 run (Pegram PAT) (13:34)						
4TH • A&M - Long 1 run (Pegram PAT) (14:59)						
MU - Gage 32 pass from B. Smith (Matheny PAT) (8:40)						
A&M - Weber 1 run (Pegram PAT) (0:15)						
OT • MU - Matheny 40 FG						
OT • A&M - Pegram 40 FG						
OT • MU - B. Smith 1 run						
MU Passing	MU Rushing	MU Receiving				
Smith 13-25-0, 171, 2 TD	Abron 27-126, 1 TD	Gage 7-123, 1 TD				
	Smith 26-94, 1 TD	McCoy 2-16				
	Leon 7-33	Outlaw 2-15				
Opp. Passing	Opp. Rushing	Opp. Receiving				
Long 22-35-2, 270	Joseph 3-15	Johnson 6-98				

Date	Team	Result	Attend.	Rank	1st Down	Rushing Att.	Rushing Yds.	Rushing TD	Passing Comp.-Att.-INT	Passing Yds.	Passing TD	Total Off. No.	Total Off. Yds.	Fumb. # - Lost	Pen. # - Yds.	Punts # - Avg.	Time Poss.	3rd Down	4th Down	Sacks # - Yds.	PATs # - Att.	FGs # - Att.	TV	
S 1	Bowling Green	at Mizzou (N)	L, 20-13	51,039	13	45	194	2	15-24-1	148	1	69	342	2-0	9-86	7-43	31:24	-	-	-	-	-	-	
S 8	Southwest Texas	at Mizzou (N)	W, 40-6	51,689	24	34	23	1	8-12-1	93	0	46	116	1-1	8-76	8-37.6	27:40	-	-	0-0	0-1	-	-	
S 29	*Nebraska	at Mizzou	L, 36-3	64,204	13	72	412	5	8-15-1	120	0	87	532	3-1	9-85	3-49.7	37:07	12-20	3-3	1-12	3-5	1-2	FSN	
O 6	Mizzou	*at Oklahoma St. (N)	W, 41-38 (3-OT)	44,050	23	41	149	1	23-39-0	275	3	80	424	1-0	8-65	4-43.5	23:55	9-17	0-1	6-19	3-4	4-4	-	
O 13	*Iowa State	at Mizzou	L, 20-14	50,671	20	44	207	2	13-22-0	75	0	66	282	0-0	10-60	6-49.5	33:08	-	-	1-9	2-2	-	-	
O 20	Mizzou	*at Kansas	W, 38-34	38,500	14	47	231	2	19-32-2	246	3	79	477	0-0	7-66	6-44	33:46	-	-	-	5-5	-	-	
O 27	*Texas	at Mizzou	L, 35-16	51,123	16	46	192	1	24-30-0	229	4	76	421	0-0	8-64	3-29.3	39:22	12-17	1-1	1-6	5-5	0-1	-	
N 3	Mizzou	*at Colorado	L, 38-24	45,942	25	35	157	1	19-37-0	199	1	72	356	2-1	5-53	8-44	27:35	-	-	-	3-3	-	-	
N 10	*Baylor	at Mizzou	W, 41-24	46,611	29	34	121	0	29-46-1	281	3	80	402	2-1	7-49	5-47.0	31:17	9-18	1-2	0-0	3-3	1-2	-	
N 17	Mizzou	*at Kansas State	L, 24-3	43,810	19	35	244	0	8-28-1	88	0	63	332	0-0	5-17	-	26:08	-	-	-	0-0	-	-	FSN
D 1	Mizzou	at Michigan State	L, 55-7	72,823	29	40	167	1	10-30-2	74	0	70	241	1-1	2-15	8-32.9	29:09	3-16	1-2	0-0	1-1	0-1	ESPN2	

Legend — N-Night game; \*Big 12 Conference game.

Head Coach: Gary Pinkel. Assistant Coaches: Dave Christensen (AHC/OC/OL); Matt Eberflus (DC/DB); Cornell Ford (Outside Safeties); Andy Hill (WR); Brian Jones (RB); Craig Kuligowski (DL); Dave Steckel (LB); Bruce Walker (TE/Asst. OL); David Yost (QB/Rec. Coord.); David Hutchison (GA-Off.); Preston Jones (GA-Def.).

SCORE/QUARTERS	1	2	3	4	OT	TOTAL
MIZZOU	29	95	56	47	13	240
Opponents	48	89	81	102	10	330
<b>TEAM STATISTICS</b>						
Points Per Game	MU					OPP
Points Per Game	21.8					30.0
FIRST DOWNS	127					227
Rushing - Passing	103-93					119-100
Penalty	21					8
RUSHING YARDAGE	1841					2186
Yards gained rushing - lost	2011-170					2488-302
Rushing Attempts	402					515
Average Per Rush	4.6					4.2
Average Per Game	167.4					198.7
TDs Rushing	11					22
PASSING YARDAGE	1895					2205
Att-Comp-Int	370-174-9					282-183-6
Average Per Pass	5.1					7.8
Average Per Catch	10.9					12.0
Average Per Game	172.3					200.5
TDs Passing	16					18
TOTAL OFFENSE	3736					4391
Total Plays	772					797
Average Per Play	4.8					5.5
Average Per Game	339.6					399.2
KICK RET.: #-AVG.	43 - 18.1					38 - 19.5
PUNT RET.: #-AVG.	22 - 10.4					38 - 14.6
INT RET.: #-AVG.	6 - 14.8					9 - 6.7
FUMBLES-LOST	12-7					19-9
PENALTIES-YDS.	56-444					84-715
Average Per Game	40.4					65.0
PUNTS-AVG.	68-38.6					54-42.8
Net punt average	30.5					38.5
TIME OF POSS./GAME	27:20					32:40
3RD-DOWN CONV.	57/164					84/176
3rd-Down Pct	35%					48%
4TH-DOWN CONV	4/13					10/12
4th-Down Pct	31%					83%
SACKS BY-YDS.	16-118					6-43
TOUCHDOWNS	29					43
FIELD GOALS-ATT.	11-16					11-21
PAT-ATT.	23-24					37-41
ATTENDANCE	315,337					245,125
Games/Avg Per Game	6/52,556					5/49,025

PASSING	G	Effic	Att-Comp-Int	Pct	Yds	TD	Lng	Avg/G	
Farmer, Kirk	10-9	104.40	285-135-6	47.4	1567	13	42	156.7	
Outlaw, Darius	10-2	75.88	81-36-3	44.4	296	2	43	29.6	
Dougherty, Jim	2-0	196.60	2-2-0	100.0	23	0	12	11.5	
Gage, Justin	11-11	252.80	2-1-0	50.0	9	1	9	0.8	
RUSHING	G	ATT.	YDS	LOST	NET	AVG.	TD	LG	YPG
Abron, Zack	11-9	157	819	36	783	5.0	6	63	71.2
Farmer, Kirk	10-9	59	417	38	379	6.4	3	27	37.9
Gilmore, Zain	10-2	90	357	10	347	3.9	1	15	34.7
Roberson, Tyrone	8-0	44	192	20	172	3.9	0	32	21.5
Outlaw, Darius	10-2	26	133	27	106	4.1	0	16	10.6
Starks, Tim	2-0	7	22	3	19	2.7	0	12	9.5
James, Marcus	11-6	3	23	7	16	5.3	0	15	1.8
Leon, T.J.	10-0	3	13	0	13	4.3	1	8	1.6
Dougherty, Jim	2-0	1	10	0	10	10.0	0	10	5.0
Gage, Justin	11-11	1	8	0	8	8.0	0	8	0.9
Jackson, Tay	8-5	2	9	2	7	3.5	0	9	1.2
Harvey, Brock	7-5	1	0	8	-8	-8.0	0	-8	-1.3
RECEIVING	G	No.	Yds	Avg	TD	Long	Avg/G		
Gage, Justin	11-11	74	920	12.4	5	43	83.6		
Blakley, Dwayne	11-11	34	362	10.6	4	28	32.6		
Omboga, Thomson	10-4	15	158	10.5	1	27	15.8		
Jackson, Tay	8-5	11	112	10.2	0	36	14.0		
Gilmore, Zain	10-2	8	89	11.1	1	26	8.9		
Fredrickson, Ben	11-0	8	69	8.6	2	12	6.3		
James, Marcus	11-6	6	75	12.5	1	25	6.8		
Mitchell, Shirdonya	7-0	6	38	6.3	0	17	5.4		
Chirumbolo, Joe	11-5	6	34	5.7	2	9	3.1		
Abron, Zack	11-9	2	10	5.0	0	7	0.9		
Roberson, Tyrone	8-0	2	9	4.5	0	5	1.1		
Davidson, Ben	9-0	1	11	11.0	0	11	1.2		
McCoy, J.D.	9-0	1	8	8.0	0	8	0.9		
PUNT RETURNS	No.	Yds	Avg	TD	Long				
James, Marcus	19	185	9.7	0	21				
Monroe, David	1	11	11.0	0	11				
Omboga, Thomson	1	11	11.0	0	11				
Harden, Michael	1	4	4.0	0	4				
Gage, Justin	0	18	0.0	1	18				
PUNTING	No.	Yds	Avg	Long	TB	FC	I20	Blkd	
Harvey, Brock	42	1660	39.5	61	1	3	7	0	
Gilpin, Jared	21	884	42.1	56	3	2	4	0	
Farmer, Kirk	4	82	20.5	25	0	0	1	0	
Team	1	1	1.0	1	0	0	0	1	
FIELD GOALS	M-A	Pct	01-19	20-29	30-39	40-49	50+	Lg	Blk
Hammerich, Brad	11-16	68.8	0-0	2-3	6-6	2-5	1-2	51	1

INTERCEPTIONS	No.	Yds	Avg	TD	Long				
Jones, R.J.	2	16	8.0	0	-				
Duncan, Antoine	2	0	0.0	0	-				
Johnson, Kevin	1	59	59.0	0	59				
Wright, Keith	1	14	14.0	0	14				
KICK RETURNS	No.	Yds	Avg	TD	Long				
James, Marcus	23	424	18.4	0	47				
Roberson, Tyrone	7	163	23.3	0	36				
Jackson, Tay	7	132	18.9	0	27				
Matthews, Clint	2	14	7.0	0	11				
Chirumbolo, Joe	2	9	4.5	0	9				
Omboga, Thomson	1	20	20.0	0	20				
Mitchell, Shirdonya	1	18	18.0	0	18				
DEFENSE LEADERS	G	UT	AT	TT	TFL	Sack	FF	FR	PBU
Doyle, Sean	11-11	96	35	131	5-8	0-0	1	1	0
Robinson, Jamonte	11-8	82	39	121	9-12	1-1	1	0	0
Ferguson, Taurus	11-11	40	31	71	6-41	2-21	0	2	3
Jones, Clarence	11-11	52	19	71	1-1	0-0	0	0	4
Wright, Keith	11-11	38	30	68	10-35	2-6	2	1	0
Duncan, Antoine	10-10	59	9	68	0-0	0-0	2	0	12
Harden, Cedric	11-8	34	33	67	11-20	2-12	0	0	0
Bynum, Antwaun	10-9	23	31	54	16-61	7-46	3	0	0
Anthony, Gary	11-6	21	31	52	2-5	0-0	0	1	0
Johnson, Kevin	11-5	38	14	52	3-14	1-9	1	0	0
Davis, Dan	11-11	33	17	50	6-23	2-20	1	0	0
Ryan, Chris	11-4	22	23	45	5-15	2-11	1	0	0
Tarpoiff, Nick	10-1	15	26	41	4-6	0-0	0	1	0
Kinney, James	10-3	17	10	27	2-12	1-10	0	0	0
Harden, Michael	11-4	15	11	26	0-0	0-0	0	0	1
Jones, R.J.	9-8	22	2	24	0-0	0-0	0	0	5
Ain, Sean	11-0	17	4	21	0-0	0-0	2	0	0
Caldwell, Marcus	11-0	5	4	9	1-1	0-0	0	0	0
Revard, Duke	11-0	5	2	7	0-0	0-0	0	1	0
Leon, T.J.	11-0	6	1	7	0-0	0-0	0	0	0
James, Marcus	11-2	4	3	7	0-0	0-0	0	0	0
Washington, Calvin	11-0	4	3	7	0-0	0-0	0	0	0
Monroe, David	11-0	2	2	4	0-0	0-0	0	0	0
Pitts, Phil	4-0	2	1	3	0-0	0-0	0	1	0
King, Marcus	11-0	1	1	2	0-0	0-0	0	0	0
Brown, Howard	4-0	1	1	2	0-0	0-0	0	0	0
Giffen, Chad	4-0	1	0	1	0-0	0-0	0	0	0
Mitchell, Shirdonya	10-0	1	0	1	0-0	0-0	0	0	0
Fredrickson, Ben	11-0	0	1	1	0-0	0-0	0	0	0

# 2001

SCORE/QUARTERS	1	2	3	4	—	TOTAL
Bowling Green (8-3)	7	0	0	13	—	20
MIZZOU	3	0	3	7	—	13
1ST • MU - Hammerich 30 FG (10:50)						
BGSU - Bautista 5 pass from Sahn (Suisham PAT) (4:28)						
3RD • MU - Hammerich 51 FG (7:17)						
4TH • MU - Chirumbolo 2 pass from Outlaw (Hammerich PAT) (12:49)						
BGSU - Gibson 4 run (PAT blocked) (10:07)						
BGSU - Alls 2 run (Suisham PAT) (3:40)						
MU Passing		MU Rushing		MU Receiving		
Outlaw 18-39-2, 158, 1 TD	Outlaw 10-50	Gage 9-118				
	Abrons 14-22	Mitchell 3-9				
	Gilmore 3-6	Jackson 2-15				
Opp. Passing		Opp. Rushing		Opp. Receiving		
Sahn 11-18-1, 109, 1 TD	Alls 17-107, 1 TD	Bautista 4-49, 1 TD				

SCORE/QUARTERS	1	2	3	4	—	TOTAL
SW Texas (FCS)	0	0	6	0	—	6
MIZZOU	9	17	7	7	—	40
1ST • MU - Abron 5 run (Hammerich PAT) (9:17) (8-44, 3-47)						
MU - Safety, BGSU blocked punt recovered in end zone (7:08)						
2ND • MU - Abron 4 run (Hammerich PAT) (14:08) (10-50, 2-49)						
MU - Gage 8 pass from Farmer (Farmer PAT rush) (8:31) (9-54, 3:21)						
MU - Safety, BGSU tackled for loss in end zone (2:04)						
3RD • MU - Chirumbolo 9 pass from Outlaw (Hammerich PAT) (6:25) (14-80, 4:15)						
SWT - Davis 8 run (PAT blocked) (0:26) (12-80, 5:59)						
4TH • MU - Gage 18 blocked punt return (Hammerich PAT) (9:20)						
MU Passing		MU Rushing		MU Receiving		
Outlaw 7-13-0, 45, 1 TD	Abrons 22-106, 2 TDs	Gage 4-25, 1 TD				
Farmer 5-12-0, 46, 1 TD	Roberson 13-74	Mitchell 3-29				
Dougherty 1-1-0, 12	Gilmore 5-21	Omboga 2-16				
Opp. Passing		Opp. Rushing		Opp. Receiving		
McCauley 8-12-1, 93	Davis 18-52, 1 TD	Olivo 3-45				

SCORE/QUARTERS	1	2	3	4	—	TOTAL
Nebraska (11-2)	0	13	9	14	—	36
MIZZOU	3	0	0	0	—	3
1ST • MU - Hammerich 28 FG (4:51) (13-70, 3:27)						
2ND • NU - Diedrick 1 run (DeAngelis PAT) (10:39) (14-73, 5:21)						
MU - Diedrick 4 run (DeAngelis PAT failed) (0:23) (7-67, 2:06)						
3RD • MU - Brown 38 FG (5:39) (15-54, 6:20)						
NU - Crouch 95 run (Crouch PAT pass failed) (2:21) (3-97, 1:49)						
4TH • MU - Crouch 15 run (Brown PAT) (9:56) (7-39, 1:43)						
NU - Lord 1 run (Brown PAT) (4:18) (11-42, 4:59)						
MU Passing		MU Rushing		MU Receiving		
Farmer 15-39-0, 128	Abrons 8-44	Blakley 6-47				
Outlaw 1-4-0, 10	Farmer 5-27	Jackson 4-30				
	Gilmore 3-9	Gage 3-46				
Opp. Passing		Opp. Rushing		Opp. Receiving		
Crouch 8-14-1, 120	Crouch 17-191, 2 TDs	Thomas 3-59				

SCORE/QUARTERS	1	2	3	4	OT1	OT2	OT3	—	TOTAL
MIZZOU	0	6	22	0	7	3	3	—	41
Oklahoma St. (4-7)	7	7	0	14	7	3	0	—	38
1ST • OSU - Bell 1 run (Phillips PAT) (1:30) (8-21, 3:46)									
2ND • OSU - Woods 17 pass from Pogi (Phillips PAT) (9:06) (11-68, 4:44)									
MU - Hammerich 47 FG (5:16) (12-53, 3:50)									
MU - Hammerich 39 FG (0:00) (9-70, 1:22)									
3RD • MU - Omboga 15 pass from Farmer (PAT pass failed) (11:22) (10-88, 3:38)									
MU - Gage 15 pass from Farmer (Jackson PAT pass to Gage) (8:42) (3-25, 0:33)									
MU - Blakley 20 pass from Farmer (Farmer PAT pass to Jackson) (0:04) (11-66, 3:52)									
4TH • OSU - Burrough 2 pass from Pogi (Phillips PAT) (9:12) (10-53, 5:52)									
OSU - Woods 21 pass from Pogi (Phillips PAT) (0:25) (13-68, 3:35)									
OT1 • OSU - Pogi 1 run (Phillips PAT) (4-25)									
MU - Abron 3 run (Hammerich PAT) (4-25)									
OT2 • MU - Hammerich 31 FG (6-12)									
OSU - Phillips 21 FG (5-21)									
OT3 • MU - Hammerich 36 FG (4-7)									
MU Passing		MU Rushing		MU Receiving					
Farmer 20-33-0, 247, 3 TDs	Gilmore 22-107	Gage 12-113, 1 TD							
Outlaw 3-6-0, 28	Abrons 10-34, 1 TD	Blakley 5-75, 1 TD							
	Jackson 1-9	Jackson 2-46							
Opp. Passing		Opp. Rushing		Opp. Receiving					
Pogi 28-38-0, 272, 3 TDs	Bell 32-117, 1 TD	Woods 8-98, 2 TDs							

SCORE/QUARTERS	1	2	3	4	—	TOTAL
Iowa State (7-5)	0	7	7	6	—	20
MIZZOU	0	7	7	0	—	14
2ND • ISU - Ennis 21 run (Yelk PAT) (12:33) (2-24, 0:43)						
MU - Farmer 4 run (Hammerich PAT) (9:59) (6-52, 2:34)						
3RD • MU - Blakley 6 pass from Farmer (Hammerich PAT) (5:37) (9-61, 3:36)						
ISU - Ennis 4 run (Yelk PAT) (1:46) (9-74, 3:51)						
4TH • ISU - Yelk 21 FG (6:39) (8-34, 3:50)						
ISU - Yelk 24 FG (3:48) (4-5, 2:32)						
MU Passing		MU Rushing		MU Receiving		
Farmer 14-31-1, 137, 1 TD	Abrons 21-147	Gage 6-68				
Outlaw 0-1-0, 0	Farmer 7-50, 1 TD	Blakley 4-31, 1 TD				
	Gilmore 9-32	Omboga 3-34				
Opp. Passing		Opp. Rushing		Opp. Receiving		
Wallace 13-22-0, 75	Ennis 27-120, 2 TDs	Banks 5-20				

SCORE/QUARTERS	1	2	3	4	—	TOTAL
MIZZOU	0	21	10	7	—	38
Kansas (3-8)	14	7	6	7	—	34
1ST • KU - Mill 41 pass from Kinsey (Beck PAT) (10:11)						
KU - Roe 32 interception return (Beck PAT) (6:03)						
2ND • MU - Abron 2 run (Hammerich PAT) (13:20)						
MU - Abron 1 run (Hammerich PAT) (5:47)						
MU - Gage 14 pass from Farmer (Hammerich PAT) (3:00)						
KU - Mills 24 pass from Kinsey (Beck PAT) (0:27)						
3RD • MU - Hammerich 40 FG (13:17)						
MU - James 25 pass from Farmer (Hammerich PAT) (3:00)						
KU - Ivey 22 interception return (Beck PAT failed) (8:49)						
4TH • KU - Duncan 15 run (Beck PAT) (12:35)						
MU - Blakley 14 pass from Farmer (Hammerich PAT) (7:20)						
MU Passing		MU Rushing		MU Receiving		
Farmer 19-32-3, 246 3 TDs	Abrons 19-100, 2 TDs	Gage 11-148, 1 TD				
	Farmer 12-82	Blakley 5-57, 1 TD				
	Gilmore 9-27	James 1-25				
Opp. Passing		Opp. Rushing		Opp. Receiving		
Kinsey 13-25-2, 242, 2 TDs	Duncan 14-72, 1 TD	Ross 5-89				

SCORE/QUARTERS	1	2	3	4	—	TOTAL
Texas (11-2)	0	14	7	14	—	35
Mizzou	0	10	0	6	—	16
2ND • MU - Fredrickson 8 pass from Farmer (Hammerich PAT) (11:12) (11-76, 4:21)						
UT - Johnson 5 pass from Simms (Mangum PAT) (5:44) (10-64, 5:28)						
UT - Edwards 3 pass from Simms (Mangum PAT) (1:50) (4-41, 1:37)						
MU - Hammerich 22 FG (0:07) (10-67, 1:43)						
3RD • UT - Simms 1 run (Mangum PAT) (8:50) (13-73, 6:10)						
4TH • UT - Williams 8 pass from Simms (Mangum PAT) (10:27) (11-56, 5:42)						
MU - Abron 7 run (Outlaw PAT pass failed) (7:41) (8-56, 2:46)						
UT - Robin 39 pass from Simms (Mangum PAT) (4:27) (5-60, 3:14)						
MU Passing		MU Rushing		MU Receiving		
Farmer 6-20-1, 71, 1 TD	Abrons 13-109, 1 TD	Blakley 3-47				
Outlaw 3-8-0, 26	Gilmore 4-19	Omboga 2-21				
	Outlaw 3-17	Gage 2-14				
Opp. Passing		Opp. Rushing		Opp. Receiving		
Simms 24-30-0, 229, 4 TDs	Benson 31-157	Scaife 5-73				

SCORE/QUARTERS	1	2	3	4	—	TOTAL
Mizzou	0	14	7	3	—	24
Colorado (10-3)	0	17	14	7	—	38
2ND • MU - Blakley 3 pass from Farmer (Hammerich PAT) (5:58)						
MU - Johnson 59 interception return (Hammerich PAT) (4:27)						
CU - Brunson 25 pass from Pesavento (Flores PAT) (1:55)						
CU - Graham 36 pass from Pesavento (Flores PAT) (0:30)						
CU - Flores 36 FG (0:02)						
3RD • CU - Purify 31 run (Flores PAT) (12:16)						
MU - Farmer 20 run (Hammerich PAT) (9:08)						
CU - Johnson 15 run (Flores PAT) (0:43)						
4TH • MU - Hammerich 32 FG (12:21)						
CU - Hollowell 69 punt return (Flores PAT)						
MU Passing		MU Rushing		MU Receiving		
Farmer 17-35-0, 185, 1 TD	Abrons 12-69	Gage 5-71				
Outlaw 2-2-0, 14	Farmer 9-55, 1 TD	Gilmore 4-36				
	Gilmore 12-32	Blakley 3-18, 1 TD				
Opp. Passing		Opp. Rushing		Opp. Receiving		
Pesavento 17-22-1, 257, 2 TDs	Johnson 11-102, 1 TD	Graham 6-103, 1 TD				

SCORE/QUARTERS	1	2	3	4	—	TOTAL
Baylor (3-8)	3	0	7	14	—	24
Mizzou	14	20	0	7	—	41
1ST • MU - Leon 1 run (Hammerich PAT) (11:26) (11-72, 3:34)						
BU - Stiles 38 FG (7:23) (14-60, 4:03)						
MU - Gage 9 pass from Farmer (Hammerich PAT) (3:58) (3-12, 0:40)						
2ND • MU - Fredrickson 9 pass from Gage (PAT blocked) (14:55) (7-86, 2:55)						
MU - Gilmore 26 pass from Farmer (Hammerich PAT) (6:33) (8-66, 3:43)						
MU - Gilmore 3 run (Hammerich PAT) (0:30) (5-68, 1:48)						
3RD • BU - Newhouse 38 pass from Cicero (Andino PAT) (10:01) (11-82, 4:59)						
4TH • BU - Newhouse 11 pass from Cicero (Andino PAT) (12:56) (13-88, 5:26)						
MU - Gage 31 pass from Farmer (Hammerich PAT) (5:55) (1-31, 0:05)						
BU - Newhouse 11 pass from Cicero (Andino PAT) (2:46) (10-70, 3:09)						
MU Passing		MU Rushing		MU Receiving		
Farmer 23-34-0, 360, 3 TDs	Roberson 12-51	Gage 13-236, 2 TDs				
Dougherty 1-1-0, 11	Gilmore 13-43, 1 TD	Blakley 3-45				
Gage 1-1-0, 9, 1 TD	Farmer 4-31	Omboga 2-29				
Opp. Passing		Opp. Rushing		Opp. Receiving		
Cicero 25-35-1, 231, 3 TDs	Barnett 9-31	Newhouse 12-131, 3 TDs				

SCORE/QUARTERS	1	2	3	4	—	TOTAL
Mizzou	0	0	0	3	—	3
Kansas State (6-6)	0	10	8	6	—	24
2ND • KSU - Scobey 14 run (Rheem PAT) (5:55)						
KSU - Rheem 22 FG (0:00)						
3RD • KSU - Safety, MU holding in its own endzone (12:20)						
KSU - Scobey 37 run (PAT failed) (11:16)						
4TH • KSU - Rheem 32 FG (8:09)						
KSU - Rheem 38 FG (3:05)						
MU - Hammerich 39 FG (0:53)						
MU Passing		MU Rushing		MU Receiving		
Farmer 6-24-1, 73	Abrons 15-106	Gage 3-44				
Outlaw 2-3-0, 15	Farmer 10-63	James 2-24				
Gage 0-1-0	Roberson 7-43	Blakley 2-17				
Opp. Passing		Opp. Rushing		Opp. Receiving		
Dunn 10-18-0, 102	Scobey 34-203, 2 TDs	Warren 4-49				

SCORE/QUARTERS	1	2	3	4	—	TOTAL
Mizzou	0	0	0	7	—	7
Michigan State (7-5)	17	14	17	7	—	55
1ST • MSU - Rayner 21 FG (10:15) (11-63, 4:45)						
MSU - Duckett 9 run (Rayner PAT) (6:50) (4-61, 1:19)						
MSU - Rogers 32 pass from Smoker (Rayner PAT) (1:52) (5-77, 1:32)						
2ND • MSU - Duckett 1 run (Rayner PAT) (7:15) (3-46, 0:36)						
MSU - Rogers 20 run (Rayner PAT) (3:28) (4-59, 1:06)						
3RD • MSU - Flowers 42 pass from Smoker (Rayner PAT) (12:14) (3-62, 1:08)						
MSU - Duckett 4 run (Rayner PAT) (9:53) (2-35, 0:13)						
MSU - Rayner 25 FG (1:35) (17-73, 6:00)						
4TH • MSU - Rogers 27 pass from Fowdell (Rayner PAT) (12:06) (3-24, 0:46)						
MU - Farmer 2 run (Hammerich PAT) (15-70, 6:17)						
MU Passing		MU Rushing		MU Receiving		
Farmer 10-25-1, 74	Farmer 6-68, 1 TD	Gage 6-37				
Outlaw 0-5-1	Gilmore 10-51	Blakley 2-20				
	Abrons 20-46	Fredrickson 1-11				
Opp. Passing		Opp. Rushing		Opp. Receiving		
Smoker 14-17-1, 317, 2 TDs	Duckett 25-149, 3 TDs	Rogers 7-168, 2 TDs				

# MIZZOU BOWL GAME HISTORY

## MIZZOU BOWL SCOREBOARD (Won 15, Lost 16)

Date	Bowl	Site	Result	Attendance
12/25/24	Christmas Festival	Los Angeles, Calif.	Southern California, 20, Missouri 7	47,000
1/1/40	Orange	Miami, Fla.	Georgia Tech 21, Missouri 7	36,500
1/1/42	Sugar	New Orleans, La.	Fordham 2, Missouri 0	72,000
1/1/46	Cotton	Dallas, Texas	Texas 40, Missouri 27	46,000
1/1/49	Gator	Jacksonville, Fla.	Clemson 24, Missouri 23	35,273
1/2/50	Gator	Jacksonville, Fla.	Maryland 20, Missouri 7	22,000
1/1/60	Orange	Miami, Fla.	Georgia 14, Missouri 0	75,280
1/2/61	Orange	Miami, Fla.	Missouri 21, Navy 14	71,218
12/22/62	Bluebonnet	Houston, Texas	Missouri 14, Georgia Tech 10	55,000
1/1/66	Sugar	New Orleans, La.	Missouri 20, Florida 18	67,421
12/28/68	Gator	Jacksonville, Fla.	Missouri 35, Alabama 10	68,001
1/1/70	Orange	Miami, Fla.	Penn State 10, Missouri 3	78,282
12/23/72	Fiesta	Tempe, Ariz.	Arizona State 49, Missouri 35	51,318
12/29/73	Sun	El Paso, Texas	Missouri 34, Auburn 17	30,127
12/23/78	Liberty	Memphis, Tenn.	Missouri 20, LSU 15	53,064
12/29/79	Hall of Fame	Birmingham, Ala.	Missouri 24, South Carolina 14	62,785
12/27/80	Liberty	Memphis, Tenn.	Purdue 28, Missouri 25	53,667
12/19/81	Tangerine	Orlando, Fla.	Missouri 19, S. Mississippi 17	50,450
12/23/83	Holiday	San Diego, Calif.	Brigham Young 21, Missouri 17	51,480
12/29/97	Holiday	San Diego, Calif.	Colorado State 35, Missouri 24	50,761
12/26/98	Insight.com	Tucson, Ariz.	Missouri 34, West Virginia 31	36,147
12/31/03	Independence	Shreveport, La.	Arkansas 27, Missouri 14	49,625
12/30/05	Independence	Shreveport, La.	Missouri 38, South Carolina	41,332
12/29/06	Sun	El Paso, Texas	Oregon State 39, Missouri 38	48,732
1/1/08	Cotton	Dallas, Texas	Missouri 38, Arkansas 7	73,114
12/29/08	Alamo	San Antonio, Texas	Missouri 30, Northwestern 23 (OT)	55,986
12/31/09	Texas	Houston, Texas	Navy 35, Missouri 13	69,441
12/28/10	Insight	Tempe, Ariz.	Iowa 27, Missouri 24	53,453
12/26/11	Independence	Shreveport, La.	Missouri 41, North Carolina 24	41,728
1/3/14	Cotton	Arlington, Texas	Missouri 41, Oklahoma State 31	72,690
1/1/15	Citrus	Orlando, Fla.	Missouri 33, Minnesota 17	48,624

## MIZZOU'S BOWL MVPS

Year Bowl	Tiger, Position	Year Bowl	Tiger, Position
1946 Cotton Bowl	Jim Kekeris, T/FB/K	2005 Independence Bowl	Brad Smith, QB
1962 Bluebonnet Bowl	Bill Tobin, HB		Marcus King, CB
	Conrad Hitchler, E	2006 Sun Bowl	Xzavie Jackson, DE
1968 Gator Bowl	Terry McMillan, QB		Jeff Wolfert, PK
1972 Fiesta Bowl	Mike Fink, HB	2008 Cotton Bowl	Tony Temple, TB
1973 Sun Bowl	Ray Bybee, FB		William Moore, S
	John Kelsey, TE	2008 Alamo Bowl	Jeremy Maclin, WR
1978 Liberty Bowl	James Wilder, TB		Sean Weatherspoon, LB
1979 Hall of Fame Bowl	Phil Bradley, QB	2011 Independence Bowl	James Franklin, QB
1981 Tangerine Bowl	Jeff Gaylord, DT		Andrew Wilson, LB
1983 Holiday Bowl	Bobby Bell, DE	2014 Cotton Bowl	Henry Josey, TB
1998 Insight.com Bowl	Julian Jones, CB		Andrew Wilson, LB
	Jeff Marriott, NT	2015 Citrus Bowl	Markus Golden, DE





***www.MUTigers.com • Twitter/Instagram: @MizzouFootball***