

**THESE
STRIPES
ARE EARNED**



2017 MEMPHIS FOOTBALL MEDIA GUIDE

GENARD AVERY
SENIOR LINEBACKER



ONE-TWO PUNCH

TOP RETURNING QUARTERBACK-WIDE RECEIVER DUOS

1. WASHINGTON – JAKE BROWNING TO DANTE PETTIS – 15 TD
2. **MEMPHIS – RILEY FERGUSON TO ANTHONY MILLER – 13 TD**
3. BOISE STATE – BRETT RYPIEN TO CEDRICK WILSON – 11 TD
TOLEDO – LOGAN WOODSIDE TO CODY THOMPSON – 11 TD
5. COLORADO STATE – NICK STEVENS TO MICHAEL GALLUP – 10 TD
TOLEDO – LOGAN WOODSIDE TO JON'VEA JOHNSON 10 TD



RILEY FERGUSON
SENIOR QUARTERBACK



ANTHONY MILLER
REDSHIRT SENIOR WIDE RECEIVER

TABLE OF CONTENTS

MEDIA

A look at media policies and guidelines, as well as information about Liberty Bowl Memorial Stadium, the University of Memphis, the American Athletic Conference and 2017 opponents.

2017 Numerical Roster 2-3
 2017 Alphabetical Roster 3-4
 Media Information 5-7
 Liberty Bowl Memorial Stadium..... 7-10
 Homecoming History..... 11
 Memphis Tiger Network..... 12-13
 Tigers on Television 14-15
 Tigers Traditions 15-16
 University of Memphis 17-18
 American Athletic Conference..... 19-23
 Series vs. 2017 Opponents 23-24

COACHES & STAFF

Bios of Head Coach Mike Norvell, his assistants and the Tigers' football support staff.

Mike Norvell 25-27
 Coordinators..... 28-32
 Assistant Coaches..... 33-39
 Support Staff..... 40-41
 President Dr. M. David Rudd 42
 Athletic Director Tom Bowen..... 43

MEET THE TIGERS

Inside information on this year's Tigers squad.

2017 Returning Tigers Bios..... 44-101
 2017 Signing Class Bios..... 101-110

2016 REVIEW

Game-by-game recaps, final statistics, superlatives, miscellaneous statistics and key player departures.

2016 Game Recaps 111-123
 2016 Statistics..... 124-138
 Participation Chart..... 139-141
 Long Plays..... 141-142
 Key Departures from 2016 143-157

RECORDS

Individual and team records, along with career leaders, 100-yard rushers, all-time performances, annual team statistics and more.

Scoring..... 158-163
 Rushing..... 164-167

Passing..... 169-174
 Receiving 175-178
 Total Offense..... 179-181
 All-Purpose 181-182
 Punting 183-185
 Kicking 185-188
 Kick Returns..... 189-191
 Punt Returns..... 191-193
 Defense..... 193-196
 Miscellaneous..... 196-198
 All-Time Leaders 199-200
 Annual Statistics 201-202

HISTORY

Facts and figures of Memphis' storied football history.

Ray Guy Award 203
 Lou Groza Award 204
 Honored Tigers 205-214
 All-Star Games..... 215
 Retired Jerseys..... 216-217
 Bowl History 218-227
 Undefeated Teams..... 228
 All-Time Coaches 229-232
 Tigers in the Pros 233-236
 All-Time Lettermen 237-243
 All-Time Series Record..... 244-249
 Year-by-Year Results..... 250-259
 Home of the Tigers 259
 Tiger Milestones 260

UOM110-FY1718/600

Athletics Communications
203 Athletic Office Bldg.
Memphis, TN 38152
Contract Number: 901-678-2337
Fax: 901-678-4134

The 2017 edition of the *Memphis Tigers Football Media Guide* is a comprehensive source of information with statistics and historical references for use by media covering U of M football. For additional information about Memphis Football, contact the University of Memphis Athletics Communications Office at 901-678-2337.

ATHLETICS COMMUNICATIONS



TAMMY DEGROFF
 ASSISTANT AD-
 COMMUNICATIONS
 O: 901-678-5777
 C: 901-734-1504

E-MAIL:
 tdegroff@memphis.edu



KEVIN RODRIGUEZ
 SECONDARY CONTACT
 O: 901-678-5108
 C: 817-528-7402

E-MAIL:
 krdrguez@memphis.edu



LAMAR CHANCE
 SECONDARY CONTACT
 O: 901-678-2349
 C: 901-734-9949

E-MAIL:
 lchance1@memphis.edu



2017 MEMPHIS FOOTBALL

2017 MEMPHIS FOOTBALL ROSTER - NUMERICAL

No.	Name	Pos.	Ht.	Wt.	Cl./Exp.	Hometown/Last School
1	Tony Pollard	WR	5-11	200	R-So./1L	Memphis, Tenn./Melrose HS
2	David Moore	QB	6-3	200	R-Fr./SQ	Alpharetta, Ga./Milton HS
2	TJ Carter	DB	5-11	180	Fr./HS	Nashville, Tenn./Stratford HS
3	Anthony Miller	WR	5-11	190	R-Sr./2L	Memphis, Tenn./Christian Brothers HS
4	Riley Ferguson	QB	6-4	210	Sr./1L	Matthews, N.C./Butler HS/Coffeyville CC
4	Josh Perry	DB	6-3	192	R-Fr./SQ	Amite, La./Amite HS
5	Sean Dykes	TE	6-2	235	So./1L	Houston, Texas/Manvel HS
6	Genard Avery	LB	6-1	255	Sr./3L	Grenada, Miss./Grenada HS
6	Patrick Taylor, Jr.	RB	6-3	223	So./1L	Humble, Texas/Atascocita HS
7	Curtis Akins	LB	6-2	235	R-Jr./2L	Byhalia, Miss./Byhalia HS
7	Brady Davis	QB	6-4	205	R-So./SQ	Columbus, Miss./Starkville HS
8	Darrell Henderson	RB	5-9	200	So./1L	Batesville, Miss./South Panola HS
9	Jamil Collins	DB	5-11	170	R-Sr./3L	Olive Branch, Miss./Olive Branch (Miss.) HS
9	John "Pop" Williams	WR	5-9	172	So./1L	Destrehan, La./Destrehan HS
10	Damonte Coxie	WR	6-3	190	So./TR	Reserve, La./East St. John/LSU
11	Sam Craft	WR	6-0	210	R-Sr./3L	Memphis, Tenn./Olive Branch HS
12	La'Andre Thomas	DB	6-1	185	Fr./HS	Jackson, Miss./Wingfield HS
13	Kedarian Jones	WR	6-1	190	R-So./1L	Dallas, Texas/Kimball HS
14	Jonathan Cook	DB	6-0	198	Sr./1L	Daphne, Ala./Spanish Fort HS/Garden City CC
15	Christian Johnson	DL	6-5	270	R-Sr./3L	Memphis, Tenn./Southwind HS
15	Connor Adair	QB	6-4	200	Fr./HS	Trussville, Ala./Hewitt-Trussville HS
16	Nehemiah Augustus	OLB	6-0	205	R-Fr./SQ	Patterson, La./Patterson HS
17	Spencer Smith	P/PK	6-1	195	R-Sr./3L	Newnan, Ga./East Coweta HS
18	Roderick Proctor	WR	5-11	175	Sr./3L	Orlando, Fla./Dr. Phillips HS
19	Shaun Rupert	DB	6-1	195	R-Sr./1L	Montgomery, Ala./Carver HS/Missouri
21	Marcus Green	DB	6-2	190	Jr./TR	Cedar Hill, Texas/Cedar Hill HS/NE Oklahoma A&M
21	Tim Taylor	RB	5-10	215	Fr./HS	Memphis, Tenn./East HS
22	Tyrez Lindsey	DB	6-2	205	R-Fr./SQ	Dothan, Ala./Dothan HS
22	Jaiden Woodson	WR	5-6	155	Fr./HS	League City, Texas/Clear Creek
23	JJ Russell	LB	6-1	210	Fr./HS	Grenada, Miss./Grenada HS
24	Tito Windham	DB	5-9	180	Jr./TR	Gulftport, Miss./Harrison Central/NW Mississippi CC
25	Austin Hall	OLB	6-2	205	R-So./SQ	Collierville, Tenn./Collierville HS
26	Cade Mashburn	LB	6-2	210	Fr./HS	Norman, Okla./Norman North HS
27	Jahod Booker	WR	5-11	175	R-Fr./SQ	Montgomery, Ala./Park Crossing HS
27	Aiden Daily	P	6-2	185	Jr./TR	Aptos, Calif./St. Francis HS/Cabrillo College
28	Doroland Dorceus	RB	5-10	215	R-Sr./3L	New Orleans, La./Spring (Texas) HS
28	Tre'Veon Hamilton	DB	6-3	195	Jr./TR	Humble, Texas/Atascocita HS/Blinn College
29	Darian Porter	LB	6-3	230	R-Sr./2L	Louisville, Ky./Seneca HS/Mt. San Jacinto College
30	Shareef White	LB	6-1	235	Sr./3L	Grenada, Miss./Grenada HS
31	Anthony Young	RB	6-0	200	R-Sr./3L	Memphis, Tenn./White Station HS
31	Quindon Lewis	DB	6-2	170	Fr./HS	Moore, Okla./Southmoore HS
32	Jacobi Francis	DB	5-10	175	R-Fr./SQ	Covington, Ga./Newtown HS}
32	Marquavious Weaver	RB	5-10	210	Fr./HS	Bartlett, Tenn./Bartlett HS
33	Tamaurice Smith	DB	5-10	180	Fr./HS	Mobile, Ala./St. Paul's Episcopal H S
34	Jackson Dillon	OLB	6-6	260	R-Sr./3L	Ringling, Okla./Ringling HS
35	Tim Hart	LB	6-1	235	R-Fr./SQ	Memphis, Tenn./Memphis University School
35	Evan Michael	P	6-1	230	R-Sr./3L	Germantown, Tenn./Christian Brothers HS
36	Ladarius Jordan	DB	5-10	175	R-So./SQ	Cordova, Tenn./St. Benedict at Auburndale HS
36	Riley Patterson	PK	6-0	180	Fr./HS	Edwardsville, Ill./Edwardsville HS
37	Caelon Harden	DB	6-0	182	R-Sr./TR	Little Rock, Ark./Parkview/UAPB
37	Brennon Lewis	WR	6-3	200	Fr./HS	Port Smith, Ark./Fayetteville HS
38	Jonathan Wilson	DL	6-3	280	So./1L	Port Sulphur, La./South Plaquemines HS
39	Christian Slaughter	DB	5-10	190	R-Sr./1L	Cedar Hill, Texas/Cedar Hill HS
40	Thomas Pickens	DB	6-2	205	R-Fr./SQ	Memphis, Tenn./MUS
41	Sanchez Blake Jr.	DB	6-0	205	Fr./HS	Olive Branch, Miss./Olive Branch HS
42	Xavier Cullens	OLB	6-1	220	Fr./HS	Ecru, Miss./North Pontotoc HS
43	Jaylen McClanahan	WR	6-3	175	R-So./SQ	Clarksville, Tenn./West Creek HS
43	Connor Choate	LS	6-1	200	Fr./HS	Coppell, Texas/Coppell HS
44	Steven Enis	TE	6-2	240	R-So./SQ	Fayette, Ala./Fayette County HS
44	Ashton Merrett	DB	6-2	212	Fr./HS	New Orleans, La./Brother Martin HS
45	Dylan Parham	TE	6-3	256	Fr./HS	Carrollton, Ga./Carrollton HS
45	Bradley Jones	DB	6-2	190	Fr./HS	Nashville, Tenn./Stratford HS
46	Carson Short	TE	6-4	234	Fr./HS	Waverly, Tenn./Waverly Central HS
46	Alex Gaca	DB	6-3	195	Fr./HS	Franklin, Tenn./Franklin HS
47	Colton Cochran	DB	6-0	195	R-Fr./SQ	Memphis, Tenn./St. Benedict at Auburndale
47	Nick Jacobs	P	6-1	195	Sr./3L	Melbourne, Victoria, Australia/Brighton Grammar
48	Ernest Suttles	DL	6-5	265	R-Sr./3L	Tampa, Fla./Gaither HS
48	Adam Williams	P	6-5	210	Fr./HS	Lebanon, Tenn./Wilson Central
49	Tyler Garvey	LB	6-1	205	Fr./HS	Collierville, Tenn./Collierville HS
50	Lio Lafaele	OL	6-4	305	Sr./1L	Corona, Calif./Centennial HS/Riverside CC

2017 MEMPHIS FOOTBALL ROSTER - NUMERICAL

50	Mannie Lowery	LB	6-1	235	R-Sr.	Roswell, Ga./Luella High School/Georgia Military College
51	Jace Neville	OL	6-6	290	R-Jr./2L	Columbia, Mo./Rock Bridge HS
51	Barrett Brown	DL	6-3	220	Fr./HS	Franklin, Tenn./Franklin HS
52	Jacoby Hill	DL	6-3	235	R-Fr./SQ	Atlanta, Ga./Carver HS
53	Dustin Woodard	OL	6-2	285	So./1L	Chandler, Ariz./Chandler HS
54	Drew Kyser	OL	6-5	300	Jr./2L	Opelika, Ala./Opelika HS
54	Joseph Dorceus	DL	6-0	275	R-Fr./SQ	Spring, Texas/Spring HS
55	Bryce Huff	LB	6-3	245	So./1L	Mobile, Ala./St. Paul's Episcopal
55	Mikhail Hill	OL	6-4	325	Fr./HS	Harvey, La./West Jefferson HS
56	Fred Walls	LB	6-2	230	R-So./TR	Olive Branch, Miss./Olive Branch HS/East Mississippi CC
57	Hayden Ferrari	LB	5-11	230	R-So./SQ	Memphis, Tenn./Christian Brothers HS
58	Preston Brady	LS	6-0	215	Fr./HS	Cordova, Tenn./Evangelical Christian School
59	Brytain Peddy	OL	6-5	310	R-So./SQ	Munford, Tenn./Munford HS
59	Chandler Stump	LB	6-3	225	R-Fr./HS	Franklin, Tenn./Centennial HS
60	Tim Belles	LS	6-5	255	R-So./SQ	Germantown, Tenn./Houston HS
61	Zane Sutherland	LB	6-2	230	R-Fr./SQ	Seymour, Tenn./The King's Academy
63	Ryan Young	OL	6-3	280	R-Fr./SQ	Memphis, Tenn./St. George's
64	Daly Cull	OL	6-1	285	Fr./HS	Hendersonville, Tenn./Hendersonville HS
65	Josiah Perry	OL	6-2	300	Fr./HS	Chandler, Ariz./Chandler HS
66	Tanis Joseph	OL	6-5	309	Jr./TR	Fort Lauderdale, Fla./Boyd Anderson HS/Ellsworth CC
67	Davian Jones	OL	6-3	285	Fr./HS	Jackson, Tenn./Jackson North HS
70	Harneet Gill	OL	6-7	290	R-Jr./SQ	St. Charles, Mo./Francis Howell HS/Butler CC
71	Gabe Kuhn	OL	6-4	295	R-Sr./3L	Wildwood, Mo./Lafayette HS
72	Trevon Tate	OL	6-4	290	R-Jr./2L	Houston, Texas/North Shore HS
74	Michael Joseph	OL	6-5	366	Fr./HS	Gaithersburg, Md./Quince Orchard HS
75	Tauvaga "Tau" Ho Ching II	OL	6-5	285	R-So./SQ	Upland, Calif./Upland HS/Mt. San Antonio JC
76	John Hassell	TE	6-3	230	Fr./HS	Collierville, Tenn./Collierville HS
77	Obinna Eze	OL	6-8	305	Fr./HS	Nashville, Tenn./Davidson Academy
78	Carson White	DL	6-4	250	R-So./Tr	Collierville, Tenn./Collierville HS/Bethel
79	Scottie Dill	OL	6-7	295	R-So./1L	Eads, Tenn./Briarcrest Christian School
80	Coye Fairman	WR	6-3	190	Fr./HS	Humble, Texas/Atascocita HS
81	Mechane Slade	WR	5-8	165	R-So./1L	Roswell, Ga./Roswell HS
82	Hunter Hill	WR	5-11	184	R-Fr./SQ	Memphis, Tenn./Briarcrest HS
83	Nick Robinson	TE	6-4	225	Fr./HS	Oklahoma City, Okla./Putnam City West HS
84	Calvin Austin III	WR	5-9	148	Fr./HS	Memphis, Tenn./Harding Academy
85	Kyle Oliver	TE	6-4	235	R-So./SQ	LaVergne, Tenn./Oakland HS/Jones County JC
86	Joey Magnifico	TE	6-4	235	R-So./1L	Cordova, Tenn./St. Benedict at Auburndale HS
87	Ross Burcham	TE	6-5	230	R-So./SQ	Adamsville, Tenn./Adamsville HS
88	Tyce Daniel	TE	6-4	238	Fr./HS	Paducah, Ky./McCracken County HS
89	Phil Mayhue	WR	6-3	210	Sr./3L	Sicklerville, N.J./Winslow Township HS/Atlanta Sports Academy
90	John Tate IV	DL	6-4	290	R-Fr./SQ	Pine Bluff, Ark./Pine Bluff HS
91	Nick Raby	DL	6-4	260	R-So./SQ	Cape Coral, Fla./Baker HS
92	Peyton Jones	DL	6-6	275	R-So./SQ	Memphis, Tenn./Memphis University School
93	Desmond Hawkins	DL	6-5	295	Jr./TR	Memphis, Tenn./Craigmont HS/Hinds CC
94	Freddie Dillard	DL	6-3	265	R-Fr./SQ	Memphis, Tenn./Germantown HS
95	O'Bryan Goodson	DL	6-1	245	Fr./HS	Batesville, Miss./South Panola HS
96	Khalil Johnson	DL	6-5	285	R-So./SQ	Dallas, Texas/Kimball HS
97	Emmanuel Cooper	DL	6-1	285	Jr./2L	Arkadelphia, Ark./Arkadelphia HS
98	Jared Gentry	DL	6-2	305	Jr./2L	Opelika, Ala./Opelika HS

2017 MEMPHIS FOOTBALL ROSTER - ALPHABETICAL

No.	Name	Pos.	Ht.	Wt.	Cl./Exp.	Hometown/Last School
15	Connor Adair	QB	6-4	200	Fr./HS	Trussville, Ala./Hewitt-Trussville HS
7	Curtis Akins	LB	6-2	235	R-Jr./2L	Byhalia, Miss./Byhalia HS
16	Nehemiah Augustus	OLB	6-0	205	R-Fr./SQ	Patterson, La./Patterson HS
84	Calvin Austin III	WR	5-9	148	Fr./HS	Memphis, Tenn./Harding Academy
6	Genard Avery	LB	6-1	255	Sr./3L	Grenada, Miss./Grenada HS
60	Tim Belles	LS	6-5	255	R-So./SQ	Germantown, Tenn./Houston HS
41	Sanchez Blake Jr.	DB	6-0	205	Fr./HS	Olive Branch, Miss./Olive Branch HS
27	Jahod Booker	WR	5-11	175	R-Fr./SQ	Montgomery, Ala./Park Crossing HS
58	Preston Brady	LS	6-0	215	Fr./HS	Cordova, Tenn./Evangelical Christian School
51	Barrett Brown	DL	6-3	220	Fr./HS	Franklin, Tenn./Franklin HS
87	Ross Burcham	TE	6-5	230	R-So./SQ	Adamsville, Tenn./Adamsville HS
2	TJ Carter	DB	5-11	180	Fr./HS	Nashville, Tenn./Stratford HS
43	Connor Choate	LS	6-1	200	Fr./HS	Coppell, Texas/Coppell HS
47	Colton Cochran	DB	6-0	195	R-Fr./SQ	Memphis, Tenn./St. Benedict at Auburndale
9	Jamil Collins	DB	5-11	170	R-Sr./3L	Olive Branch, Miss./Olive Branch (Miss.) HS
14	Jonathan Cook	DB	6-0	198	Sr./1L	Daphne, Ala./Spanish Fort HS/Garden City CC
97	Emmanuel Cooper	DL	6-1	285	Jr./2L	Arkadelphia, Ark./Arkadelphia HS
10	Damonte Coxie	WR	6-3	190	So./TR	Reserve, La./East St. John/LSU

2017 MEMPHIS FOOTBALL

2017 MEMPHIS FOOTBALL ROSTER - ALPHABETICAL

11	Sam Craft	WR	6-0	210	R-Sr./3L	Memphis, Tenn./Olive Branch HS
64	Daly Cull	OL	6-1	285	Fr./HS	Hendersonville, Tenn./Hendersonville HS
42	Xavier Cullens	OLB	6-1	220	Fr./HS	Ecu, Miss./North Pontotoc HS
27	Aiden Daily	P	6-2	185	Jr./Tr.	Aptos, Calif./St. Francis HS/Cabrillo College
88	Tyce Daniel	TE	6-4	238	Fr./HS	Paducah, Ky./McCracken County HS
7	Brady Davis	QB	6-4	205	R-So./SQ	Columbus, Miss./Starkville HS
79	Scottie Dill	OL	6-7	295	R-So./1L	Eads, Tenn./Briarcrest Christian School
94	Freddie Dillard	DL	6-3	265	R-Fr./3L	Memphis, Tenn./Germantown HS
34	Jackson Dillon	OLB	6-6	260	R-Sr./3L	Ringling, Okla./Ringling HS
28	Doroland Dorceus	RB	5-10	215	R-Sr./3L	New Orleans, La./Spring (Texas) HS
54	Joseph Dorceus	DL	6-0	275	R-Fr./SQ	Spring, Texas/Spring HS
5	Sean Dykes	TE	6-2	235	So./1L	Houston, Texas/Manvel HS
44	Steven Enis	TE	6-2	240	R-So./SQ	Fayette, Ala./Fayette County HS
77	Obinna Eze	OL	6-8	305	Fr./HS	Nashville, Tenn./Davidson Academy
80	Coye Fairman	WR	6-3	190	Fr./HS	Humble, Texas/Atascocita HS
4	Riley Ferguson	QB	6-4	210	Sr./1L	Matthews, N.C./Butler HS/Coffeyville CC
57	Hayden Ferrari	LB	5-11	230	R-So./SQ	Memphis, Tenn./Christian Brothers HS
32	Jacobi Francis	DB	5-10	175	R-Fr./SQ	Covington, Ga./Newton HS
46	Alex Gaca	DB	6-3	195	Fr./HS	Franklin, Tenn./Franklin HS
49	Tyler Garvey	LB	6-1	205	Fr./HS	Collierville, Tenn./Collierville HS
98	Jared Gentry	DL	6-2	305	Jr./2L	Opelika, Ala./Opelika HS
70	Harneet Gill	OL	6-7	290	R-Jr./SQ	St. Charles, Mo./Francis Howell HS/Butler CC
95	O'Bryan Goodson	DL	6-1	245	Fr./HS	Batesville, Miss./South Panola HS
21	Marcus Green	DB	6-2	190	Jr./TR	Cedar Hill, Texas/Cedar Hill HS/NE Oklahoma A&M
25	Austin Hall	OLB	6-2	205	R-So./SQ	Collierville, Tenn./Collierville HS
28	Tre'Veon Hamilton	S	6-3	195	Jr./TR	Humble, Texas/Atascocita HS/Blinn College
37	Caelon Harden	DB	6-0	182	R-Sr./TR	Little Rock, Ark./Parkview/UAPB
35	Tim Hart	LB	6-1	235	R-Fr./SQ	Memphis, Tenn./Memphis University School
76	John Hassell	TE	6-3	230	Fr./HS	Collierville, Tenn./Collierville HS
93	Desmond Hawkins	DL	6-5	295	Jr./TR	Memphis, Tenn./Craigmont HS/Hinds CC
8	Darrell Henderson	RB	5-9	200	So./1L	Batesville, Miss./South Panola HS
82	Hunter Hill	WR	5-11	184	R-Fr./SQ	Memphis, Tenn./Briarcrest HS
52	Jacoby Hill	OLB	6-3	235	R-Fr./SQ	Atlanta, Ga./Carver HS
55	Mikhail Hill	OL	6-4	325	Fr./HS	Harvey, La./West Jefferson HS
75	Tauvaga "Tau" Ho Ching II	OL	6-5	285	R-So./SQ	Upland, Calif./Upland HS/Mt. San Antonio JC
55	Bryce Huff	LB	6-3	245	So./1L	Mobile, Ala./St. Paul's Episcopal
47	Nick Jacobs	P	6-1	195	Sr./3L	Melbourne, Victoria, Australia/Brighton Grammar School
15	Christian Johnson	DL	6-5	270	R-Sr./3L	Memphis, Tenn./Southwind HS
96	Khalil Johnson	DL	6-5	285	R-So./SQ	Dallas, Texas/Kimball HS
45	Bradley Jones	DB	6-2	196	Fr./HS	Nashville, Tenn./Stratford HS
67	Davian Jones	OL	6-3	285	Fr./HS	Jackson, Tenn./Jackson North HS
13	Kedarian Jones	WR	6-1	190	R-So./1L	Dallas, Texas/Kimball HS
92	Peyton Jones	DL	6-6	275	R-So./SQ	Memphis, Tenn./Memphis University School
36	Ladarius Jordan	DB	5-10	175	R-So./SQ	Cordova, Tenn./St. Benedict at Auburndale HS
74	Michael Joseph	OL	6-5	366	Fr./HS	Gaithersburg, Md./Quince Orchard HS
66	Tanis Joseph	OL	6-5	309	Jr./TR	Fort Lauderdale, Fla./Boyd Anderson HS/Ellsworth CC
71	Gabe Kuhn	OL	6-4	295	R-Sr./3L	Wildwood, Mo./Lafayette HS
54	Drew Kyser	OL	6-5	300	Jr./2L	Opelika, Ala./Opelika HS
50	Lio Lafaele	OL	6-4	305	Sr./1L	Corona, Calif./Centennial HS/Riverside CC
37	Brennon Lewis	WR	6-3	200	Fr./HS	Fort Smith, Ark./Fayetteville HS
31	Quindon Lewis	DB	6-2	170	Fr./HS	Moore, Okla./West Moore HS
22	Tyrez Lindsey	DB	6-2	205	R-Fr./SQ	Dothan, Ala./Dothan HS
50	Mannie Lowery	LB	6-1	235	R-Sr.	Hampton, Ga./Luella High School/Georgia Military College
86	Joey Magnifico	TE	6-4	235	R-So./1L	Cordova, Tenn./St. Benedict at Auburndale HS
26	Cade Mashburn	LB	6-2	210	Fr./HS	Norman, Okla./Norman North HS
89	Phil Mayhue	WR	6-3	210	Sr./3L	Sicklerville, N.J./Winslow Township HS/Atlanta Sports Acad.
43	Jaylen McClanahan	WR	6-3	175	R-So./SQ	Clarksville, Tenn./West Creek HS
44	Ashton Merrett	LB	6-2	212	Fr./HS	New Orleans, La./Brother Martin HS
35	Evan Michael	P	6-1	230	R-Sr./3L	Germantown, Tenn./Christian Brothers HS
3	Anthony Miller	WR	5-11	190	R-Sr./2L	Memphis, Tenn./Christian Brothers HS
2	David Moore	QB	6-3	200	R-Fr./SQ	Alpharetta, Ga./Milton HS
51	Jace Neville	OL	6-6	290	R-Jr./2L	Columbia, Mo./Rock Bridge HS
85	Kyle Oliver	TE	6-4	235	R-So./SQ	LaVergne, Tenn./Oakland HS/Jones County JC
45	Dylan Parham	TE	6-3	256	Fr./HS	Carrollton, Ga./Carrollton HS
36	Riley Patterson	PK	6-0	180	Fr./HS	Edwardsville, Ill./Edwardsville HS
59	Brytain Peddy	OL	6-5	310	R-So./SQ	Munford, Tenn./Munford HS
4	Josh Perry	DB	6-3	192	R-Fr./SQ	Amite, La./Amite HS
65	Josiah Perry	OL	6-2	300	Fr./HS	Chandler, Ariz./Chandler HS
40	Thomas Pickens	OLB	6-2	205	R-Fr./SQ	Memphis, Tenn./MUS
1	Tony Pollard	WR	5-11	200	R-So./1L	Memphis, Tenn./Melrose HS
29	Darian Porter	LB	6-3	230	R-Sr./2L	Louisville, Ky./Seneca HS/Mt. San Jacinto College

2017 MEMPHIS FOOTBALL ROSTER - ALPHABETICAL

18	Roderick Proctor	WR	5-11	175	Sr./3L	Orlando, Fla./Dr. Phillips HS
91	Nick Raby	DL	6-4	260	R-So./SQ	Cape Coral, Fla./Baker HS
83	Nick Robinson	TE	6-4	225	Fr./HS	Oklahoma City, Okla./Putnam City West HS
19	Shaun Rupert	DB	6-1	195	R-Sr./1L	Montgomery, Ala./Carver HS/Missouri
23	JJ Russell	LB	6-1	210	Fr./HS	Grenada, Miss./Grenada HS
46	Carson Short	TE	6-4	234	Fr./HS	Waverly, Tenn./Waverly Central HS
81	Mechane Slade	WR	5-8	165	R-So./1L	Roswell, Ga./Roswell HS
39	Christian Slaughter	DB	5-10	190	R-Sr./1L	Cedar Hill, Texas/Cedar Hill HS
17	Spencer Smith	P/PK	6-1	195	R-Sr./3L	Newnan, Ga./East Coweta HS
33	Tamaurice Smith	DB	5-10	180	Fr./HS	Mobile, Ala./St. Paul's Episcopal HS
59	Chandler Stump	LB	6-3	225	R-Fr./HS	Franklin, Tenn./Centennial HS
61	Zane Sutherland	LB	6-2	230	R-So./SQ	Seymour, Tenn./The King's Academy
48	Ernest Suttles	DL	6-5	265	R-Sr./3L	Tampa, Fla./Gaither HS
90	John Tate IV	DL	6-4	290	R-Fr./SQ	Pine Bluff, Ark./Pine Bluff HS
72	Trevon Tate	OL	6-4	290	R-Jr./2L	Houston, Texas/North Shore HS
6	Patrick Taylor, Jr.	RB	6-3	223	So./1L	Humble, Texas/Atascocita HS
21	Timothy Taylor	RB	5-10	215	Fr./HS	Memphis, Tenn./East HS
12	La'Andre Thomas	DB	6-1	185	Fr./HS	Jackson, Miss./Wingfield HS
56	Fred Walls	LB	6-2	230	R-So./TR	Olive Branch, Miss./Olive Branch HS/East Mississippi CC
32	Marquavius Weaver	RB	5-10	210	Fr./HS	Bartlett, Tenn./Bartlett HS
78	Carson White	DL	6-4	250	R-So./Tr	Collierville, Tenn./Collierville HS/Bethel
30	Shareef White	LB	6-1	235	Sr./3L	Grenada, Miss./Grenada HS
48	Adam Williams	P	6-5	210	Fr./HS	Lebanon, Tenn./Wilson Central
9	John "Pop" Williams	WR	5-9	172	So./1L	Destrehan, La./Destrehan HS
38	Jonathan Wilson	DL	6-3	280	So./1L	Port Sulphur, La./South Plaquemines HS
24	Tito Windham	DB	5-9	180	Jr./TR	Gulfport, Miss./Harrison Central/NW Mississippi CC
53	Dustin Woodard	OL	6-2	285	So./1L	Chandler, Ariz./Chandler HS
22	Jaiden Woodson	WR	5-6	155	Fr./HS	League City, Texas/Clear Creek
31	Anthony Young	RB	6-0	200	R-Sr./3L	Memphis, Tenn./White Station HS
63	Ryan Young	OL	6-3	280	R-Fr./SQ	Memphis, Tenn./St. George's

CREDENTIALS POLICIES AND PROCEDURES

Seating for working media at Liberty Bowl Memorial Stadium/Rex Dockery Field is limited. Credentials are issued to working press only, and are at the discretion of the athletics communications director. Members of the media are asked to request credentials at least two weeks in advance. All requests are handled through sportssystem.com/memphis.

All credentials and parking passes are issued on a game-by-game basis and can be revoked at any time at the discretion of the athletics communications director. Freelance writers/photographers will only be credentialed for an accredited Agency when the agency itself submits the credential request. Credentials for working media are issued according to the following criteria:

1. Local newspapers, wire services, national publications and newspapers from the opponent's area, along with student newspapers representing the University of Memphis and its opponent.
2. Other daily newspapers with preference to those which regularly cover the Memphis Tigers.
3. Radio and television sports department personnel not broadcasting, but considered reporting.

4. Non-daily newspapers, with preference to those which regularly cover Memphis football.
5. Other weekly and monthly publications that regularly cover the Memphis Tigers.
6. Websites (* see restrictions)
7. Professional Scouts

Credentials authorize the use by the Agency, solely for news and editorial coverage of an event including descriptions, accounts, photographs, films, audio or video recordings or drawings. Any other use or attempted use by the Representative or the Agency is expressly prohibited, unless the Agency has obtained advance written permission of the American Athletic Conference for such other use. The Representative should not use more than two (2) minutes of video highlights from the Event, and such usage shall be limited to regularly scheduled television newscasts aired by the Agency within a 48-hour period following the Event.

* Websites - The official website of the Memphis Tigers and the official website of the visiting school will be credentialed. Other websites will not be credentialed unless they meet the following specifications:

1. Must be a legal corporate entity that has been in business at least three full calendar years and has provided coverage of Memphis Athletics or the visiting team for at least three years.
2. Must provide original coverage of ALL athletic teams from the U of M or the university's opponent with its own staff of reporters and photographers.
3. Must travel to and cover all football away games and all major post-season events.
4. Must provide coverage of all press conferences of ALL athletic teams at the University of Memphis.

Websites that sponsor message boards, message centers or chat rooms where people are allowed to post information anonymously will not be issued credentials. If a medium has an online site and it sponsors anonymous forums, it may continue to request credentials under its traditional medium (newspaper, radio, television), but will not be granted additional passes for online staff. Websites must meet NCAA standards for post-season accreditation.

Requests from individuals not employed by an accredited Agency will not be considered. Websites, blogs, message boards and sites in which the primary focus is

2017 MEMPHIS FOOTBALL

QUICK FACTS

Nickname: Tigers
Mascot: Bengal Tiger
Enrollment: 20,585 (Fall, 2016)
Colors: Blue & Gray
Conference: American Athletic
Stadium: Liberty Bowl Memorial
Capacity: 58,318
Playing Surface: AstroTurf®
Affiliation: NCAA FBS
President: Dr. M. David Rudd
Athletics Director: Tom Bowen
Faculty Rep.: Lynda Wray Black
Head Coach: Mike Norvell
Record at UM: 8-5/Second Year
Overall Record: Same
Offensive Scheme: Multiple
Defensive Scheme: Multiple
2016 Record: 8-5
AAC Record/Finish: 5-3/3rd West
All-Time Record: 471-209-33
First Year of Competition: 1912
Bowl Appearances: 10
Last Appearance: 2016, Boca Raton
Record: 5-5-0
First Team All-Americans: 17
Offensive Starters R/L: 9/2
Defensive Starters R/L: 7/4
Special Team Starters R/L: 4/2
Total Lettermen Returning: 42
Total Lettermen Lost: 22
Facebook: /MemphisTigers
Twitter: @TigersAthletics
Instagram: @MemphisFB
YouTube: /SIDMemphis
Instagram: @MemphisAthletics
Instagram: @memphisfootball

recruiting will not be credentialed. Online entities will not receive photography credentials.

All individuals issued a media pass can be on the sidelines during pre-game and post-game. At kickoff, all media individuals not actively shooting the game must return to the Liberty Bowl Press Box. No one can remain on the sidelines who is not filming the game for a credentialed entity.

MEDIA WILL CALL

Media/photo credentials which have not been mailed can be obtained at Media Will Call, located at the base of the press box elevator on the west side of the stadium. Media Will Call opens two hours prior to kickoff and closes at the end of the first quarter.

PARKING

The press parking lot is located on the southwest side (press box side) of Liberty Bowl Memorial Stadium/Rex Dockery

Field in the Silver Lot. The press lot is located just south of the elevator entrance. Admittance to this lot is through the main entrance of the Mid-South Coliseum off Southern Avenue. Passes are issued by the Athletics Communications Office and are limited.

TELEPHONES/INTERNET

There are no pooled phone lines at Liberty Bowl Memorial Stadium. It is suggested that media members that want to order their own telephone lines should first contact Tammy DeGroff (901) 678-5787 to inquire as to their seat locations for the game. Once seat assignments are established, media representatives can call AT&T offices at (800) 766-9115 to order their telephone service. The address of Liberty Bowl Memorial Stadium is 335 South Hollywood Street, Memphis, TN 38104.

Ethernet connections and wireless Internet are available on the second and fourth floors of the press box. High speed wireless Internet is also available in the photographer's workroom located on the concourse level of the Liberty Bowl. (Outside Section 132).

VISITING RADIO

The University and its flagship station, NewsRadio 600 WREC and Rock103 provide courtesy telephone lines for the visiting radio broadcast. There are two standard lines and one ISDN line installed in the visiting radio booth on the fourth floor of the press box. Visiting radio can contact Tammy DeGroff for the telephone numbers. Visiting radio wanting to set up in its stadium booth the day before the game must contact Tammy DeGroff in advance so that the request can be coordinated through the stadium manager.

STATS/SERVICE

The athletics communications staff will provide cumulative stats at the end of each quarter. Full in-game play-by-play is available at Memphis.Statbroadcast.com. Statistics are also delivered to the radio booths throughout the game. Light food and beverages will be available in the press box throughout the game. Please contact a member of the athletics communications staff in advance if you will need statistics e-mailed to your organization. The entire statistical package will be posted at both GoTigersGo.com and collegepressbox.com immediately following the game.

POSTGAME INTERVIEWS

The University of Memphis locker room is closed to members of the media following all games. At home games, head coach Mike Norvell will be available in

the Tigers' interview room after the cooling-off period. Requested players will also be available in the interview room. No media are permitted to interview coaches or players on the field prior to the 10-minute cooling-off period.

For road games, Coach Norvell will be made available in front of a Memphis backdrop at a location established with the assistance of the home team SID. Check with the Memphis Athletic Communications staff to get that location.

SPOTTERS

With at least a week's notice, Memphis will work to retain the services of a spotter for radio and television announcers. Please call our office at (901) 678-2337 in advance, and we will assist you in any way possible.

PHOTOGRAPHERS

The sidelines at Liberty Bowl Memorial Stadium/Rex Dockery Field are very restricted and space is limited. Passes will be issued only for approved photographers representing daily newspapers, wire services, student newspapers, television stations and the athletics communications office. Photographers will be restricted to the areas outside the 25-yard lines and behind the white line. **Credentials will not be issued to freelance photographers or for online sites that are not considered national or the official sites of the schools competing.**

No photographers will be allowed inside the team bench areas in accordance with NCAA regulations. In accordance with American Athletic Conference policy, photographers and videographers must shoot outside the network television area.

Photographers are not permitted to sell photos taken at U of M football games without the written consent of the athletics communications office. All photographers must present their credentials to an athletics communications representative at the base of the press box elevator to receive a photo armband which allows access to the field during the game. All camera personnel **MUST** wear the armband in addition to the photo credential to remain on the field.

PRACTICE ATTENDANCE/ INTERVIEWS

Warmups and the first three periods of practice (approximately 20 minutes) will be open for photos/B-roll footage. Scrimmages during camp will be closed to the media.

CREDITS

The *2017 Memphis Tigers Football Media Guide* is intended for the editorial use of media organizations covering the Tigers. Any reprinting, reproduction or other use of the contents for any commercial use is prohibited.

EDITORS:

Lamar Chance, Tammy DeGroff, Kevin Rodriguez

COVER DESIGN/LAYOUT:

Tyler Birnbaum

ASSISTANCE:

Jennifer Lawson, Gary Paczesney, Ryan Thiele, Bob Winn

PHOTOGRAPHERS:

Joe Murphy, Brandon Dill, Matthew Smith, Ben Solomon, Lance Murphey, George Kubas, George Walker, John Swartzel.

Live practice reports of any kind are not permitted from the practice site (radio, blogs, social media, etc.). Reporting of injuries, personnel usage and schemes is prohibited prior to discussing them with head coach Mike Norvell. Coach Norvell is the only person who can or will comment on injuries. All interviews will be coordinated through **Tammy DeGroff, Kevin Rodriguez or Lamar Chance** of the Athletics Communications staff.

With the first game week and running through the season, Tuesday and Wednesday practices will be open for media attendance.

During the season, interviews with players will be limited to Monday and Tuesday as well as following games on Saturday. Players will be available for interviews after morning practice (which usually starts at 8 a.m.) on Tuesdays. Norvell is available after practice Tuesdays and Wednesdays during game weeks. Away from practice dates and times, interviews requests for Norvell must be placed through Tammy DeGroff by calling (901) 678-5787 or in writing to tdegroff@memphis.edu.

On weeks that games are played on days other than Saturday, please contact the athletic communications staff for the updated practice/interview schedule.

MONDAY PRESS CONFERENCES

Head coach Mike Norvell holds his weekly press luncheon on Mondays. The luncheon is held in the assembly room of the Hardaway Hall of Fame. Members of the media are invited to attend the luncheon which begins at 11:30 a.m. Coach Norvell addresses the media at noon.

THE AMERICAN

Additional football information about the American Athletic Conference and its member institutions can be obtained by logging on to www.theamerican.org. The conference site has up-to-date statistics and rankings of all league schools.

LIBERTY BOWL MEMORIAL STADIUM**STADIUM LOCATION**

Liberty Bowl Memorial Stadium, owned by the City of Memphis and operated by the Memphis Park Commission, is located at 335 South Hollywood Street in Memphis.

STADIUM FACTS

The stadium was constructed in 1965 and serves as the home for the University of Memphis Tigers, the Southern Heritage Classic and the annual AutoZone Liberty Bowl. This year's Liberty Bowl will pit teams from the Big 12 and the SEC. Capacity of the Liberty Bowl is 58,318.

LOCKER ROOMS

The Tigers locker room is located in the south tunnel which is directly under the stadium's state-of-the-art HD video board. The visitor locker room is located in the north tunnel.

PLAYING SURFACE

The 2017 season marks the sixth season the Tigers will play on AstroTurf®, a surface that is also used by many college programs and NFL teams. The previous seven seasons (2005-11), Memphis played on FieldTurf at the Liberty Bowl.

STADIUM MANAGEMENT

Global Spectrum manages the Liberty Bowl Memorial Stadium and Fairgrounds as well as more than 120 other public assembly facilities around the world.

Thomas Carrier is the stadium's general manager.

The phone number to contact the stadium's administrative staff is (901) 729-4344.



LIBERTY BOWL MEMORIAL STADIUM HISTORY

ALL-TIME ATTENDANCE

YEAR	G	ATT	AVG	RECORD
1965	5	156,389	31,277	3-2-0
1966	5	130,524	26,104	4-1-0
1967	6	148,934	24,822	5-1-0
1968	5	155,379	31,075	3-2-0
1969	6	166,902	27,438	5-1-0
1970	6	142,187	23,698	4-2-0
1971	8	173,449	21,681	3-5-0
1972	7	194,222	27,746	4-3-0
1973	6	159,081	26,513	4-2-0
1974	6	174,172	29,028	4-2-0
1975	6	144,453	24,075	3-3-0
1976	7	281,966	*40,280	5-2-0
1977	7	198,686	28,383	5-2-0
1978	6	158,696	26,449	3-3-0
1979	6	168,200	28,033	3-3-0
1980	6	143,105	23,850	2-4-0
1981	5	158,203	31,640	0-5-0
1982	6	102,003	17,000	1-5-0
1983	5	183,671	*36,734	2-2-1
1984	6	235,269	39,212	4-1-1
1985	6	221,477	36,913	1-3-2
1986	4	110,932	27,733	0-4-0
1987	6	206,848	34,475	4-1-1
1988	7	178,767	29,795	5-1-1
1989	6	201,378	33,563	1-5-0
1990	6	157,346	26,224	3-2-1
1991	6	191,896	31,982	3-3-0
1992	6	224,449	37,408	4-2-0
1993	5	126,342	25,268	3-2-0
1994	6	149,943	24,991	4-2-0
1995	5	99,629	19,926	2-3-0
1996	6	214,511	*35,752	3-3-0
1997	6	121,340	20,223	4-2-0
1998	6	140,871	23,478	2-4-0
1999	6	185,044	30,841	2-4-0
2000	6	190,055	31,676	2-4-0
2001	6	154,334	25,722	4-2-0
2002	6	175,542	29,257	3-3-0
2003	7	**284,352	40,622	5-2-0
2004	5	205,874	41,175	4-1-0
2005	6	239,946	39,991	4-2-0
2006	7	227,077	32,440	1-6-0
2007	7	207,688	29,670	4-3-0
2008	7	175,024	25,003	4-3-0
2009	6	154,769	25,795	2-4-0
2010	6	143,509	23,918	1-5-0
2011	6	120,470	20,078	1-5-0
2012	6	146,227	24,371	3-3-0
2013	7	199,760	28,537	2-5-0
2014	6	203,106	33,851	5-1-0
2015	6	262,811	43,802	5-1-0
2016	7	261,419	37,346	5-2-0
TOTAL	314	8,941,830	28,4775	163-144-7

** Largest single-season attendance total in school history.
 * Led nation in increased attendance.

STADIUM FACTS

Capacity.....	58,318
Surface.....	AstroTurf®
First Game.....	Sept. 18, 1965
Opponent.....	Ole Miss
Score.....	Ole Miss 34, Memphis 14
All-Time Home Record.....	163-144-7
Most Points Scored.....	77, Memphis
Opponent:.....	Bowling Green (9/24/16)
Most Points by Opponent...	59, Miss. St. (2011)



Liberty Bowl Memorial Stadium, “built by the citizens of Memphis,” is a memorial to the veterans of World War I, World War II and the Korean War. The renovated 58,318-seat facility, built in 1965 at a cost of \$3.7 million by the city of Memphis, is operated by Global Spectrum with oversight from the Memphis Park Services Department.

The Tigers inaugurated the stadium in the fall of 1965 and in 50 years have compiled a 163-144-7 record in the Liberty Bowl. The stadium features an AstroTurf® playing surface, spacious locker rooms and a four-level press box, which features a VIP stadium club. The playing surface, which had been natural grass through the 2004 season, was replaced with a FieldTurf surface prior to the 2005 campaign. For the 2012 season, the surface changed to AstroTurf®, a surface used in several FBS collegiate and NFL stadiums. The field surface upgrade was part of major renovations to the stadium for 2012.

The centerpiece of the 2012 renovations at Liberty Bowl Memorial Stadium was a \$2.5 million video scoreboard and sound system. A generous donation provided by FedEx to the UofM paved the way for the video board/sound system upgrades.

The south end zone features a 98x48-foot, state-of-the-art video board with a sound system located on the sides of the structure. The speakers and cap/or crown of the scoreboard makes the structure’s actual size grow to 106 feet by 58 feet.

In 2012, the north end zone was updated with an LED board that is 38x10 feet in size.

In addition to the \$850,000 FieldTurf playing surface for the 2005 season, the Liberty Bowl underwent several aesthetic changes the last six years (2005-11) that made the stadium look more like the “Home of the Tigers.”

Prior to the start of the 2006 season, Jim McDonald of McDonald Outdoor provided several large photo wraps on the walls of the stadium’s entrances to welcome Tigers fans. Graphics wraps were unveiled around the stadium’s interior in 2008, and a face-lift project for the stadium’s restrooms on the lower concourse was completed prior to the start of the season.

A major renovation project took place at the Liberty Bowl prior to the start of the 2009 season when the Tigers and visitors’ locker rooms both underwent makeovers. The most notable change was the separation of the two locker rooms in the north tunnel. The Tigers’ locker room remained in the north tunnel, while the visitors’ locker room moved to the stadium’s south tunnel.

Renovations in both 2009 and 2013 have brought the stadium into compliance with ADA specifications. The two separate renovations lowered the stadium’s capacity from 62,380 to 59,308.

In the spring of 2010, the Memphis City Council approved a \$15.7 million capital improvements budget to upgrade the grounds surrounding the Liberty Bowl. Included in the renovations was the construction of a grand entrance off East Parkway which City Council approved naming “Tiger Lane” in honor of the facility’s longest tenant — the University of Memphis. “Tiger Lane” officially opened Sept. 18, 2010, when Memphis hosted Middle Tennessee.

Prior to the recent upgrades in the 2000s, the previous major renovation came in 1987 to a tune of \$19.5 million. Included in the 1987 face lift was the addition of the sky-suites located on the east side of the stadium, approximately 12,000 seats in the stands and a stadium club to accommodate donors. Other

LIBERTY BOWL MEMORIAL STADIUM HISTORY

areas of the stadium also were vastly improved, (including: lighting system, playing surface, handicap seating area, concession stands and restroom facilities).

In December of 1983, city of Memphis officials named the playing surface Rex Dockery Field in honor of the late Tigers coach who was killed in a plane crash.

During the 2013 season, the University honored Dockery with a field re-dedication ceremony. In attendance were the families of the four individuals who lost their lives, and a commemorative plaque was unveiled, honoring those individuals at the Tiger Lane entrance to the stadium.

Last season, 2016, marked the debut of chair-back seating along both sidelines at the Liberty Bowl, along with upgrades in lighting, the scoreboard and the adjacent Pipkin Building, helping to improve the game day experience for Tiger fans.

Throughout the 50-year history, several professional teams have called the Liberty Bowl home. In 1974, the Grizzlies of the World Football League played their only season in Memphis. From 1978-80, the stadium hosted the Memphis Rogues of the North American Soccer League, and later in 1984-85, the Showboats of the U.S. Football League (USFL). Three other professional football organizations spent one season in the Liberty Bowl, including the NFL's Memphis Maniax (2001), the NFL's Tennessee Oilers (1997) and the CFL's Memphis Mad Dogs (1995).

The largest crowd to witness a Tigers game at the Liberty Bowl was the record-setting 65,885 that attended Memphis' 1996 stunning upset of No. 6 Tennessee. The Tigers defeated the Vols 21-17 before a CBS Sports regionally-televised audience. The entire nation, however, saw Memphis' game-winning drive when CBS carried the final five minutes nationally.

Most recently, Memphis welcomed the Navy Midshipmen to the Liberty Bowl for a conference clash in 2015. The crowd of 55,212 was the most for a conference contest for the Tigers and the second-largest crowd for a non-SEC opponent in school history.

TOP CROWDS		
YEAR	OPPONENT	ATTENDANCE
1996	Tennessee	65,885
1991	Mississippi	65,483
1992	Tennessee	65,234
1987	Mississippi	64,187
2000	Tennessee	63,121
2006	Tennessee	61,783
2015	Mississippi	60,241
1989	Mississippi	59,795
1999	Mississippi	57,523
1989	Arkansas St	57,500
2015	Navy	55,212
1988	Tennessee	55,173
2005	Mississippi	53,339
1981	Mississippi	53,170
1979	Mississippi	53,166
2004	Louisville	52,384

The largest crowd Memphis has ever played in front of was 107,261 when the Tigers fell to Tennessee in Knoxville during the 1999 season.

MEMPHIS' LIBERTY BOWL RECORDS

- **Best Record:** 5-1-0 (1967, 1969, 2014, 2015)
- **Worst Record:** 0-5-0 (1981)
- **Most Points Scored:** Memphis - 77 vs Bowling Green, 2016; Opponent - 59, Mississippi State, 2011; Tulsa, 2017
- **Highest Combined Score:** 107 pts., 55-52, 3OT win over SMU, 2007
- **Lowest Combined Score:** 3 pts., 3-0 loss to Ole Miss, 1999
- **Longest Run from Scrimmage:** Memphis - 92 yards by Herb Covington vs Cincinnati, 1966; Opponent - 84 yards by Micky Collins, Wichita State, 1978
- **Longest Pass Completion:** Memphis - 94 yards by Lloyd Patterson to Earnest Gray vs Houston, 1978; Opponent - 85 yards by Erik Ainge to Robert Meachem, 2006
- **Longest Interception Return:** Memphis - 93 yards by Reggis Ball vs SMU, 2013; Opponent - 99 yards by Izell McGill, Mississippi State, 1996 (intercepted fumble) & by Dustin Mouzon, Ole Miss, 2007
- **Longest Kickoff Return:** Memphis - 98 yards by Jerry Harris vs Southern Miss, 1983; Opponent - 100 yards by Maurice Nelson, Tulane, 1985
- **Longest Punt Return:** Memphis - 94 yards by Keith Wright vs Louisville, 1975; Opponent - 85 yards by Morris Letcher, East Carolina, 1992
- **Longest Field Goal:** Memphis - 53 yards by Jake Elliott vs Tulsa, 2014 & Stephen Gostkowski vs Marshall, 2005; Opponent - Franco Grilla 50 yards, UCF, 1990
- **Most Yards Rushing by an Individual:** Memphis - 262 yards by DeAngelo Williams vs Houston, 2004; Opponent - 301 yards by Chris Johnson, East Carolina, 2007
- **Most Yards Rushing by a Team:** Memphis - 507 yards vs Tulsa, 1969; Opponent - 491 yards, East Carolina, 2007
- **Fewest Yards Rushing by a Team:** Memphis - minus 14 yards vs SMU, 2011; Opponent - minus 4 yards, Ole Miss, 1993
- **Most Yards Passing by an Individual:** Memphis - 416 yards, Martin Hankins vs East Carolina, 2007; Opponent - 557 yards, Hayden Moore, Cincinnati, 2015
- **Most Yards Passing by a Team:** Memphis - 416 yards vs East Carolina, 2007; Opponent - 620 yards, Cincinnati, 2015
- **Fewest Yards Passing by a Team:** Memphis - minus 3 yards vs Marshall, 2005; Opponent - 14 yards, Southern Miss, 1981
- **Most Passing Attempts by an Individual:** Memphis - 60 by Martin Hankins vs ECU & Ole Miss, 2007; Opponent - 61 by Marquel Blackwell, USF, 2001
- **Most Passing Attempts by a Team:** Memphis - 61 vs Ole Miss, ECU & SMU, 2007; Opponent - 64 by Cincinnati, 2015
- **Most Pass Completions by an Individual:** Memphis - 41 by Martin Hankins vs Ole Miss, 2007; Opponent - 35 by Marcus Crandell, East Carolina, 1994 & by Justin Willis, SMU, 2007
- **Most Pass Completions by a Team:** Memphis - 41 vs Ole Miss, 2007; Opponent - 38 by Cincinnati, 2015
- **Most Pass Receptions by an Individual:** Memphis - 15, Anthony Miller vs Tulsa, 2016; Opponent - 14, Laquon Treadwell, Ole Miss, 2015 & Cris Penn, Tulsa, 1993
- **Most Receiving Yards by an Individual:** Memphis - 250, Anthony Miller vs Tulsa, 2016; Opponent - 208 yards, James Casey, Rice, 2008
- **Most Total Offense by an Individual:** Memphis - 405 yards by Martin Hankins vs ECU, 2007; Opponent - 489 yards by Justin Willis, SMU, 2007

MEMPHIS' LIBERTY BOWL RECORDS

- **Most Total Offense by a Team:** Memphis - 659 yards vs Louisville, 1969; Opponent - 752 by Cincinnati, 2015
- **Most Combined Total Offense by Two Teams in a Game:** 1,322 yards, Memphis (570) vs Cincinnati (752), 2015
- **Most Touchdowns by a Team in a Game:** Memphis - 10 vs Bowling Green, 2016; vs Louisville, 1969; Opponent - 8, Tennessee, 1969; Louisville, 2004; ECU, 2007; Houston, 2010 & MSU, 2011; Tulsa, 2016.
- **Most Points Scored by an Individual:** Memphis - 42 by Paxton Lynch vs SMU, 2015; Opponent - 30 by James Flanders, Tulsa, 2016.
- **Most Rushing Touchdowns by an Individual:** Memphis - 4 by DeAngelo Williams vs Houston, 2004; Opponent - 5 by James Flanders, Tulsa, 2016
- **Most Rushing Touchdowns by a Team:** Memphis - 7 vs Austin Peay, 2014 & vs North Texas St., 1971; Opponent - 6 by Tennessee, 1969; Texas A&M, 1978 & East Carolina, 2007; Tulsa, 2016
- **Most Touchdown Passes by an Individual:** Memphis - 7, Paxton Lynch vs SMU, 2015; Opponent - 5 by David

- Piland, Houston, 2010 & Tyler Bray, Tennessee, 2010
- **Most Touchdown Passes by a Team:** Memphis - 7 vs SMU, 2015; Opponent - 6 by Houston, 2010
- **Most Touchdown Receptions by an Individual:** Memphis - 3 by five players (most recent Carlos Singleton vs SMU, 2007); Opponent - 3 by Alama Matthews, Vanderbilt, 1982, Roydell Williams, Tulane, 2004 & Emmanuel Sanders, SMU, 2007
- **Most Field Goals Made by an Individual:** Memphis - 4 by Jake Elliott vs Tulsa, 2014; Matt Reagan vs UAB 2007; Stephen Gostkowski vs Marshall, 2005 & Rusty Bennett vs North Texas State, 1977; Opponent - 4 by Jim Becksvoort, Tennessee, 1992; Michael Torres, UCF, 2006; and Andrew Gantz, Cincinnati, 2015
- **Most Points Kicking by an Individual:** Memphis - 16 by Jake Elliott vs Tulsa, 2014; Opponent - 16 by Andrew Gantz, Cincinnati, 2015
- **Most Interceptions by an Individual:** Memphis - 3 by Keith Simpson vs North Texas State, 1977, and Olie Cordell vs Mississippi State, 1965; Opponent - 3 by Chris Donnelly, Vanderbilt, 1989 & J.R. Reed, USF, 2003

- **Most Interceptions by a Team:** Memphis - 6 vs Tulsa, 1972; Opponent - 5 by three teams (most recent Mississippi State, 2002)
- **Most Interception Return Yardage by an Individual:** Memphis - 95 yards by Marty Hammock vs Southern Miss, 1973; Opponent - 124 yards by Shawn Ferguson, Cincinnati, 1998 (two interceptions)
- **Most Punts by an Individual:** Memphis - 13 by Hugh Owens vs Texas A&M, 1979
- **Most Punt Returns by an Individual:** Memphis - 6 by Russell Copeland vs Cincinnati, 1992; Opponent - 8 by Willie Gault, Tennessee, 1981
- **Most Punt Returns by a Team:** Memphis - 8 vs Quantico, 1968; Opponent - 13 by Texas A&M, 1979
- **Most Punt Return Yardage:** Memphis - 133 by David Berrong vs Wichita State, 1968; Opponent - 123 by Morris Letcher, East Carolina, 1992



HOMECOMING RESULTS



1926:	Middle Tennessee 27, Memphis 0
1929:	Memphis 0, Delta State 0
1932:	Memphis 6, Tennessee JC 0
1933:	Western Kentucky 19, Memphis 0
1934:	Memphis 18, Middle Tennessee 0
1935:	Union University 33, Memphis 0
1937:	Tennessee Tech 14, Memphis 13
1938:	Memphis 20, Troy State 6
1939:	Western Kentucky 12, Memphis 0
1940:	Memphis 26, Louisiana College 13
1941:	Memphis 23, Delta State 7
1942:	Union University 39, Memphis 0
1947:	Memphis 40, Austin Peay 0
1948:	Memphis 21, Union University 0
1949:	Memphis 21, Kansas State 14
1950:	Memphis 20, Southwestern La. 0
1951:	Memphis 38, Western Kentucky 0
1952:	Memphis 29, Louisville 25
1953:	Arkansas State 20, Memphis 0
1954:	Memphis 26, Arkansas State 7
1955:	Memphis 20, Tennessee Tech 12
1956:	Memphis 42, Western Kentucky 0
1957:	Southern Miss 14, Memphis 6
1958:	The Citadel 28, Memphis 26
1959:	Memphis 16, Florida State 6
1960:	Memphis 42, Hardin-Simmons 7
1961:	Memphis 35, Abilene Christian 0
1962:	Memphis 8, Southern Miss 6
1963:	Memphis 9, South Carolina 0
1964:	Memphis 34, Louisville 0
1965:	Memphis 33, Mississippi State 13
1966:	Memphis 6, Tulsa 0
1967:	Florida State 26, Memphis 7
1968:	Memphis 29, Southern Miss 7

1969:	Memphis 42, Tulsa 24
1970:	Memphis 16, Florida State 12
1971:	Houston 35, Memphis 7
1972:	Memphis 38, Utah State 29
1973:	Southern Miss 13, Memphis 10
1974:	Memphis 42, Florida State 14
1975:	Southern Miss 21, Memphis 7
1976:	Memphis 28, Auburn 27
1977:	Louisville 14, Memphis 13
1978:	Memphis 35, Vanderbilt 14
1979:	Memphis 10, Louisville 6
1980:	Vanderbilt 14, Memphis 10
1981:	Southern Miss 10, Memphis 0
1982:	Cincinnati 16, Memphis 7
1983:	Southern Miss 27, Memphis 20
1984:	Memphis 20, Southwestern La. 7
1985:	Memphis 38, Tulane 21
1986:	Mississippi State 34, Memphis 17
1987:	Memphis 45, Tulane 36
1988:	Memphis 31, Mississippi State 10
1989:	Memphis 13, Vanderbilt 10
1990:	Memphis 20, Southwestern La. 6
1991:	Tulsa 33, Memphis 28
1992:	Memphis 34, Cincinnati 14
1993:	Tulsa 23, Memphis 19
1994:	Memphis 26, Cincinnati 3
1995:	Mississippi 34, Memphis 3
1996:	Memphis 18, Cincinnati 16
1997:	Memphis 24, Houston 3
1998:	Memphis 35, Arkansas State 19
1999:	Louisville 32, Memphis 31
2000:	Houston 33, Memphis 30 (30T)
2001:	UAB 17, Memphis 14
2002:	Houston 26, Memphis 21

2003:	UAB 24, Memphis 10
2004:	Memphis 41, Houston 14
2005:	Memphis 27, East Carolina 24
2006:	Tulsa 35, Memphis 14
2007:	East Carolina 56, Memphis 40
2008:	Memphis 36, Southern Miss 30
2009:	Memphis 35, UTEP 20
2010:	Houston 56, Memphis 17
2011:	SMU 42, Memphis 0
2012:	UCF 35, Memphis 17
2013:	Memphis 21, UT Martin 6
2014:	Memphis 40, Tulsa 20
2015:	Navy 45, Memphis 20
2016:	Tulsa 59, Memphis 30

WON 47, LOST 34, TIED 1



excelled in his chosen profession after graduation.

Greer and his wife Emily, have two children who are graduates of the University of Memphis, daughter McKenzie and a son J.J., who lettered four years on the Memphis Tiger soccer team (2009-13).

Native Memphian **Forrest Goodman** is entering his 19th season as the pregame/post-game host for the Memphis football and basketball broadcasts. Goodman also serves as the host of the Mike Norvell and Tubby Smith radio call-in shows.

Prior to joining the Tigers' broadcast team in 1999, Goodman was the play-by-play voice of all sports for Delta State University and also spent 10 years handling high school football play-by-play.

Goodman and his wife, Michelle, have a daughter, Abigail, and reside in Bartlett.

Matt Dillon will serve as the football sideline reporter for a 14th-straight season. Dillon, who is in his 44th year working in the sports industry, also serves as the co-host of the Memphis pregame and post-game shows for football and basketball games. He has hosted the shows for the last 15 years.

In addition to his football duties, Dillon has handled the color analyst spot for Memphis basketball radio broadcasts since 2002-03. The 1973 Memphis graduate began his long broadcast association with Tigers sports when he did play-by-play for WKNO-TV from 1973-2001. In the 1980s, Dillon also served as an analyst on WMC and handled play-by-play duties on WPTY-TV for road contests. From 1995-2000, Dillon served in several capacities in broadcasting Tigers football and basketball, including hosting coaches shows in the late 1990s.

Dillon and his wife, Marni, reside in Germantown.

Jeff Brightwell, the "Voice of Tigers Baseball and Women's Basketball," serves as the broadcast team captain, handling the majority of the production and engineering duties.

A 1996 Memphis graduate, Brightwell came to Memphis in 2003 after spending six years in Missouri. He has done play-by-play for Southeast Missouri State, Central Methodist College, Truman State, Moberly Community College and the Memphis RiverKings.

The last 14 years, the native Memphian has broadcast both home and away contests for Memphis baseball and women's basketball on WUMR 91.7 FM.

Brightwell also calls play-by-play for American Athletic Conference championship events on its network and is part of the Cross Fit Games television broadcast crew.

Brightwell was named the College Baseball Foundation's National Broadcaster of the Month in April 2005 and was honored as the Sportscaster of the Year in 2002 by the Missouri Broadcasters Association. He has also served as the public address announcer for the Triple-A Memphis Redbirds.

MIKE NORVELL WEEKLY RADIO SHOW

Head coach Mike Norvell will hold a weekly radio show on iHeart Radio (on 102.9 FM and AM600) in Memphis throughout the season. Joining Coach Norvell on the broadcast will be Forrest Goodman, who serves as the show's host

Fans close enough to drop by the show in person are welcome to do so. The show is held at the Brookhaven Pub located at 695 West Brookhaven Circle in East Memphis – brookhavenpubandgrill.com / (901) 680-8118.

2017 Radio Schedule

- Monday, August 28
- Monday, September 4
- Monday, September 11
- Monday, September 18
- Monday, September 25
- Monday, October 2
- Monday, October 9
- Monday, October 16
- Monday, October 23
- Monday, October 30
- BYE WEEK
- Monday, November 13

NATIONAL TELEVISION BROADCASTS

The American Athletic Conference's contract with ESPN provides unprecedented exposure for its member institutions.

The multi-year, wide-ranging television contract with ESPN to telecast its football, basketball and Olympic sports runs through the 2019-20 academic year.

The contract includes comprehensive national exposure via the acknowledged leader in college sports television, the ESPN networks.

"The extraordinary exposure provided by the ESPN networks will give viewers the opportunity to see the exciting competition and intense rivalries that will characterize our conference," Commissioner Mike Aresco said when the contract was originally announced.

Beginning with the 2014-15 academic year, football, basketball and Olympic sports were all under one agreement. The conference has retained marketing rights, providing lucrative sponsorship opportunities.

In football, the contract provides unprecedented national coverage for the league. In essence, the extensive national television coverage replaces previous syndication and local telecasts. All conference controlled games, which are conference games and non-conference home games, will be televised.

Nearly 90 percent of the games are carried on national broadcast or national cable.

The conference championship game, which was played for the first time in 2015, will be again be carried by ABC or ESPN on Championship Saturday.

In men's basketball, all conference controlled games are televised.

More than 63 percent of the games are carried on national broadcast or national cable, which will be a minimum of 107 games.

The entire conference postseason basketball tournament is televised nationally. The championship game is televised on either ABC or ESPN.



MEMPHIS HISTORY ON TELEVISION BROADCASTS

TIGERS ON NATIONAL TV		
DATE	OPPONENT (TV)	RESULT
11/4/67	Florida State (ABC) <i>Murphy Record in TV Games</i>	L, 26-7 0-1
10/25/80	Florida State (ABC) <i>Williamson Record in TV Games</i>	L, 24-3 0-1
10/30/82	Georgia (ESPN) <i>Dockery Record in TV Games</i>	L, 34-3 0-1
9/21/85	Florida State (WTBS) <i>Dempsey Record in TV Games</i>	L, 19-10 0-1
9/24/88	Florida (Sport Channel) <i>Bailey Record in TV Games</i>	W, 17-11 1-0
11/18/89	Florida St. (Sunshine Network)	L, 57-20
11/17/90	Florida St. (Sunshine Network)	L, 35-3
9/2/91	USC (Prime Ticket)	W, 24-10
10/31/92	Tulane (SportsSouth)	W, 62-20
11/27/93	Miami (ESPN) <i>Stobart Record in TV Games</i>	L, 41-17 2-3
8/31/96	Miami (Fox Sports)	L, 30-7
10/19/96	Southern Miss (Fox Sports)	L, 16-0
11/9/96	Tennessee (CBS)	W, 21-17
8/30/97	at Mississippi State (Fox)	L, 13-10
9/20/97	Minnesota (Midwest Sports Channel)	L, 20-17
10/25/97	at East Carolina (Fox)	L, 32-10
11/22/97	Southern Miss (Fox)	L, 42-18
9/5/98	Ole Miss (Jefferson-Pilot)	L, 30-10
9/12/98	Mississippi State (Fox)	L, 14-6
9/19/98	Minnesota (Midwest Sports Channel)	L, 35-14
10/10/98	Arkansas (FX Network)	L, 23-9
9/11/99	Mississippi State (Fox)	L, 13-10
10/2/99	Missouri (Fox)	L, 27-17
11/6/99	Southern Miss (Fox)	L, 20-5
9/2/00	Mississippi State (Fox)	L, 17-3
9/30/00	Southern Miss (Fox)	L, 24-3
10/7/00	East Carolina (Fox)	W, 17-10
11/4/00	Tennessee (Fox) <i>Scherer Record in TV Games</i>	L, 19-17 2-16
9/3/01	at Mississippi State (ESPN)	L, 30-10
9/7/02	at Ole Miss (Jefferson Pilot)	L, 38-16
10/8/02	Louisville (ESPN2)	L, 38-32
9/6/03	Ole Miss (ESPN2)	W, 44-34
12/16/03	vs. North Texas (ESPN2)	W, 27-17
11/4/04	Louisville (ESPN)	L, 56-49
11/12/04	Southern Miss (ESPN2)	W, 30-26
11/27/04	at USF (ESPN2)	W, 31-15
12/22/04	vs. Bowling Green State (ESPN)	L, 52-35
9/5/05	Ole Miss (ESPN)	L, 10-6
9/24/05	at Tulsa (CSTV)#	L, 37-31
10/1/05	UTEP (CSTV)	W, 27-20
10/8/05	at UCF (CSTV)#	L, 38-17
10/15/05	at Houston (CSTV)	W, 35-20
10/22/05	East Carolina (CSTV)	W, 27-24
11/1/05	UAB (ESPN2)	L, 37-20
11/19/05	at Southern Miss (CSTV)	W, 24-22
11/26/05	Marshall (CSTV)	W, 26-3
12/26/05	vs. Akron (ESPN)	W, 38-31
9/3/06	at Ole Miss (ESPN)	L, 28-25
9/30/06	Tennessee (ESPN/CSS delay)	L, 41-7
10/21/06	Tulsa (CSTV)	L, 35-14
11/5/06	Southern Miss (ESPN)	L, 42-21
11/11/06	UCF (CSTV)	L, 26-24
9/1/07	Ole Miss (CSS)	L, 23-21
9/22/07	at UCF (CSS)	L, 56-20
10/2/07	Marshall (ESPN2)	W, 24-21
11/10/07	at Southern Miss (CSS)	W, 29-26
11/17/07	UAB (CSS)	W, 25-9
12/21/07	vs. Florida Atlantic (ESPN2)	L, 44-27
9/6/08	Rice (CBS C)	L, 42-35
9/13/08	at Marshall (CSS)	L, 17-16

TIGERS ON NATIONAL TV		
DATE	OPPONENT (TV)	RESULT
10/2/08	at UAB (CBSSN)	W, 33-30
10/10/08	Louisville (ESPN)	L, 35-28
10/18/08	at East Carolina (CSS)	L, 30-10
10/25/08	Southern Miss (CBSSN)	W, 36-30
11/29/08	Tulane (CSS)	W, 45-6
12/20/08	vs. USF (ESPN2)	L, 41-14
9/6/09	Ole Miss (ESPN)	L, 45-14
9/12/09	at Middle Tennessee (CSS)	L, 31-14
9/26/09	Marshall (CSS)	L, 27-16
10/27/09	East Carolina (ESPN2)	L, 38-19
11/7/09	at Tennessee (ESPNU)	L, 56-28
11/14/09	UAB (CSS)	L, 31-21
11/21/09	at Houston (CSS)	L, 55-14
11/27/09	at Tulsa (CBSSN) <i>Coach West Record in TV Games</i>	L, 33-30 (ot) 16-30
9/4/10	at Mississippi State (ESPN2)	L, 49-7
9/11/10	at East Carolina (CSS)	L, 49-27
10/9/10	at Louisville (ESPN3)	L, 56-0
10/16/10	Southern Miss (CSS)	L, 41-19
10/30/10	Houston (CSS)	L, 56-17
11/6/10	Tennessee (CBSSN)	L, 50-14
11/27/10	UCF (CSS)	L, 37-17
9/1/11	Mississippi State (FSN)	L, 59-14
9/10/11	at Arkansas State (ESPN3)	L, 47-3
9/24/11	SMU (FSN)	L, 42-0
10/1/11	at Middle Tennessee (ESPN3)	L, 38-31
10/8/11	at Rice (CSS)	L, 28-6
10/22/11	at Tulane (FCS)	W, 33-17
10/29/11	at UCF (CSS)#	L, 41-0
11/12/11	UAB (CSS)	L, 41-35
11/17/11	Marshall (FSN)	L, 23-22
11/26/11	at Southern Miss (CSS) <i>Porter Record in TV Games</i>	L, 44-7 1-16
9/8/12	at Arkansas State (ESPN3)	L, 33-28
9/22/12	at Duke (ESPN3)	L, 38-14
10/6/12	Rice (FCS)	W, 14-10
10/13/12	at East Carolina (CSS)	L, 41-7
10/20/12	UCF (CSS)	L, 35-17
11/24/12	Southern Miss (CSS)	W, 42-24
9/7/13	Duke (ESPN3)	L, 28-14
9/14/13	at Middle Tennessee (CSS)	L, 17-15
9/21/13	Arkansas State (ESPN3)	W, 31-7
10/5/13	UCF (ESPN3)	L, 24-17
10/12/13	at Houston (ESPNews)	L, 25-15
10/19/13	SMU (ESPN Regional)	L, 34-29
10/30/13	Cincinnati (ESPN2)	L, 34-21
11/9/13	UT Martin (ESPN3)	W, 21-6
11/16/13	at USF (ESPN3)	W, 23-10
11/23/13	at #21 Louisville (ESPN Regional)	L, 24-17
11/30/13	Temple (ESPNews)	L, 41-21
12/7/13	at Connecticut (ESPN3)	L, 45-10
8/30/14	Austin Peay (ESPN3)	W, 63-0
9/6/14	at UCLA (Pac-12)	L, 42-35
9/20/14	Middle Tennessee (ESPN3)	W, 36-17
9/27/14	at Ole Miss (FSN)	L, 24-3
10/4/14	at Cincinnati (CBSSN)	W, 41-14
10/11/14	Houston (CBSSN)	L, 28-24
10/25/14	at SMU (ESPNews)	W, 48-10
10/31/14	Tulsa (ESPNU)	W, 40-20
11/7/14	at Temple (ESPNU)	W, 16-13
11/15/14	at Tulane (ESPNU)	W, 38-7
11/22/14	USF (ESPNews)	W, 31-20
11/29/14	UConn (ESPNews)	W, 55-48
12/22/14	vs BYU (ESPN)	W, 55-48
9/5/15	Missouri State (ESPN3)	W, 63-7
9/12/15	at Kansas (ESPN3)	W, 55-23
9/19/15	at Bowling Green (ESPN3)	W, 44-41

2017 MEMPHIS FOOTBALL

MEMPHIS HISTORY ON TELEVISION BROADCASTS

TIGERS ON NATIONAL TV

DATE	OPPONENT (TV)	RESULT
9/24/15	Cincinnati (ESPN)	W, 53-46
10/2/15	at USF (ESPN2)	W, 24-17
10/23/15	at Tulsa (ESPN)	W, 66-42
10/31/15	Tulane (CBS Sports Network)	W, 41-13
11/7/15	Navy (ESPN2)	L, 45-20
11/14/15	at Houston (ESPN2)	L, 35-34
11/21/15	at Temple (ESPN)	L, 31-12
11/28/15	SMU (ESPNNews)	W, 63-0
12/30/15	vs Auburn (ESPN)	L, 31-10
	<i>Fuente Record in TV Games</i>	23-20
9/3/16	Southeast Missouri (ESPN3)	W, 35-17
9/17/16	Kansas (ESPN)	W, 43-7
9/24/16	Bowling Green (ESPNNews)	W, 77-3
10/1/16	at #16/17 Ole Miss (ESPN2)	L, 48-28
10/6/16	Temple (ESPN)	W, 34-27
10/14/16	at Tulane (ESPN)	W, 24-14
10/22/16	at #24/25 Navy (CBSSN)	L, 42-28
10/29/16	Tulsa (ESPNNews)	L, 59-30
11/5/16	at SMU (ESPNNews)	W, 51-7
11/12	USF (ESPN)	L, 49-42
11/18/16	at Cincinnati (CBSSN)	W, 34-7
11/25/16	#18/21 Houston (ABC)	W, 48-44
12/20/16	vs. Western Kentucky (ESPN)	L, 51-31
8/31/17	UL Monroe (CBSSN)	
9/9/17	at UCF * (ESPNNews)	
9/23/17	Southern Illinois (ESPN3)	
9/16/17	UCLA (ABC)	
10/6/17	at UConn * (ESPN)	
10/19/17	at Houston * (ESPN)	
10/27/17	Tulane * (CBSSN)	
11/3/17	at Tulsa * (ESPN2)	
	<i>Norvell Record in TV Games</i>	8-5

TIGER TRADITIONS

U OF M FIGHT SONG

Go Tigers Go, Go On To Victory,
 Be A Winner Thru And Thru;
 Fight Tigers, Fight Cause We're
 Going All The Way --
 Fight, Fight
 For The Blue And Gray And Say --

Let's Go Tigers Go,
 Go On To Victory.
 See Our Colors Bright And True;
 It's Fight Now Without A Fear,
 Fight Now Let's Shout A Cheer,
 Shout For Dear Memphis U.
 (Yell)
 Go Tigers Go
 Go Tigers Go
 Yea -- Tiger Go!

TIGER TRADITIONS



When the University of Memphis first fielded a football team in the fall of 1912, no one had selected a nickname for the squad.

Early references to the football team tabbed them only as the Blue and Gray Warriors of West Tennessee Normal School.

After the final game of the 1914 season, there was a student parade. During this event, several Normal students shouted, "We fight like Tigers." The nickname was born.

More and more the nickname "Tigers" was used, particularly in campus publications. But, it did not catch on with the newspapers downtown. They continued to use "Normals" or the "Blue and Gray" when referring to the University.

In the late 1920s, student publications and downtown newspapers began referring to the football team as the "Teachers" or "Tutors." The Tigers nickname would return, but not until 1939 was it finally adopted as the official nickname for the University of Memphis.

For over 40 years, the sideline mascot for the University of Memphis has been a Bengal Tiger named TOM. TOM attends all Tigers football home games, and he can also be found at many other University events throughout the year.

TOM travels in style in a custom-designed, climate-controlled trailer and always with a sheriff patrol escort.

As one of only two universities in America with a live tiger mascot, The University of Memphis is unique in its tiger tradition. As a project of the Highland Hundred, no public or University funds are used to provide for TOM's needs, and no University resources are required in his care.

TOM is a powerful and majestic symbol of the University of Memphis, and his presence presents constant opportunities to educate Tigers fans young and old through the preservation of one of the world's most recognizable endangered species.

The first Tiger, TOM, was procured by the Highland Hundred football boosters in 1972 and served the U of M faithfully for nearly 20 years until passing away in February of 1992. The Highland Hundred officially presented TOM to the University in a ceremony at Liberty Bowl Memorial Stadium on Nov. 11, 1972, during a football game against the University of Cincinnati.

TOM had initially been named 'Shane' at the suggestion of the breeder's daughter. Once in Memphis, though, a contest was held to name the mascot. More than 2,500 entries were submitted. The list was ultimately reduced to two choices, Shane and TOM, which stands for Tigers Of Memphis. TOM won.

In the fall of 1991, the Highland Hundred Tiger Guard received TOM II as a gift from Tom and Carolyn Atchison of Florence, Ala. TOM II served his university with pride for 17 years through 2008, passing away on Oct. 15 of that year.

Shortly after TOM II's death, the Tiger Guard began the search for a new tiger to serve as TOM III, and a stroke of good

TIGER TRADITIONS



luck was realized in a discussion with the Wisconsin Big Cat Rescue & Educational Center in Rock Springs, Wis. Faced with three new cubs born Aug. 31, 2008, after an unexpected pregnancy at their facility, founders Jeff Kozlowski and Jenny Meyer offered to donate one of their young tigers to serve as TOM III.

TOM III was introduced at a press conference on Nov. 17, 2008, and the Tiger Guard officially presented him to the University on Nov. 22 during a football game against the UCF.

MEMPHIS BRAND STANDARDS

Our University brand standards for print publications are below.

UNIVERSITY BLUE

Our official spot color for University of Memphis logos, signage and branded items is **PMS 287**. If spot color is not available, please use the following color values: 100c, 72m, 0y, 18k

UNIVERSITY GRAY

The official spot color for University Gray is **PMS 423**. Metallic 877 can be used for special printing needs as appropriate. If spot color is not available, please use the following color values: 0c, 0m, 0y, 45k

ATHLETIC LOGO

The athletic logo may only be used for promotion of our Athletic Department and its licensed suppliers. Additional information regarding this symbol may be obtained by contacting Senior Associate Athletic Director for External Affairs Steve Macy at 901-678-5346 or by email at smacy@memphis.edu.



THE LOGO

The University of Memphis' official logo was redesigned by Craig Thompson, from Disciple Design in Memphis, Tenn.

The original logo was an MSU with a leaping Tiger coming out from behind the letter. The new logo is an "M" with a leaping Tiger coming up over the center of the "M."

SCHOOL COLORS

The University of Memphis' official school colors of Blue and Gray were selected in the early 1900s.

The colors were chosen in an effort to show unity in a nation that was still recovering from the effects of the Civil War. The student body thought that by picking the colors of the North and the South, the school would show a togetherness among all students.

U OF M ALMA MATER

Stand Firm, O Alma Mater
Through All The Years To Come;
In Days Of Youth And Beauty
Thy Halls Have Been Our Home.
In Time Of Preparation
Great Lessons Didst Thou Teach
Till Now O Alma Mater,
The Stars We'll Strive To Reach.

Lead On, O Alma Mater
They Sons To Highways,
Give Light And Truth Unto Them
For All Their Coming Days.
To Thee We'll Give All Honor,
Our Hopes Abide In Thee,
For Thou, O Alma Mater,
Hast Made Us Ever Free.

MISSION STATEMENT

The primary mission of the Department of Athletics is to provide a successful athletic program at the highest level of competition. Characterized by academic, athletic and moral excellence in a diverse collegiate environment, the program will abide by the spirit of the rules governing students and intercollegiate athletics and will be known for its good sportsmanship and integrity.

The U of M is an equal opportunity/affirmative action university.



Dave Woloshin
Play-by-Play



Jarvis Greer
Analyst



Forrest Goodman
Pregame/Postgame Host



Matt Dillon
Sideline Reporter



Jeff Brightwell
Engineer

In 2006, the University of Memphis began a new broadcasting agreement with iHeartRadio, making NewsRadio 600 WREC the flagship station for Memphis football and men's basketball. In 2016, iHeartRadio also added Rock 103 (102.9FM) as a flagship station for all Tigers football and men's basketball games, meaning Tiger fans can find the game or the coaches shows on both the AM and FM dials.

NewsRadio 6000 WREC is in its 93rd year covering the Mid-South region as the station Memphis turns to for news. The flagship allows Tiger games to be broadcast in HD Digital. The 600 WREC signal allows broadcast to be heard as far as Jonesboro to the north, Little Rock to the west, and Oxford to the south.

Dave Woloshin returns as play-by-play commentator for his 21st season. Woloshin, a well-known sports figure in Memphis, is in his 31st year of being associated with the Tigers' broadcast team. He

began with Tigers' television broadcasts in 1986, and for the last 20 years, has handled the radio broadcast for Memphis football and basketball. Woloshin came to Memphis as the sports anchor for WHBQ-TV 13 in 1981. He handled play-by-play duties for the Memphis RiverKings and the Memphis Americans, Storm and Rogues soccer teams. Woloshin also worked with broadcast teams for ESPN and SportsChannel America and numerous high school football games of the week.

Woloshin is married to the former Gayle Stein of Memphis. The couple has four children: Nathan, Jacob, Brett and Brendan.

Jarvis Greer, a well-known local television personality and former Tiger football letterman, begins his fifth season as analyst for Memphis football broadcasts.

A native Memphian, Greer played for the Tigers during the tenure of head coach Richard Williamson playing

defensive back as well as seeing action on special teams in 1977 and 1978. The Christian Brothers High School graduate came to the Tigers in the spring of 1977 and by the start of the fall season had earned a scholarship and a spot at safety in the defensive secondary.

The two-year letterwinner received his degree from then Memphis State University in Communications/Fine Arts and immediately began his 30-plus year career with WMC-TV. Greer has served the local NBC affiliate as a reporter, photographer, editor, assignment editor and anchor. During his television career, he has received a Regional Emmy and is a three-time Best of Memphis Award winner for his "Friday Football Fever Show" covering prep football in the Mid-South.

Greer was the 2012 recipient of the Billy J. Murphy Award. The honor is presented each year to a former University of Memphis student-athlete who has

MIKE NORVELL WEEKLY TELEVISION SHOW

Head coach Mike Norvell appears each week on the Coach Norvell Television Show Presented by Autozone on Sunday nights at 10 pm on LocalMemphis

2017 TV Schedule

- Sunday, August 27
- Sunday, September 3
- Sunday, September 10
- Sunday, September 17
- Sunday, September 24
- Sunday, October 1
- Sunday, October 8
- Sunday, October 15
- Sunday, October 22
- Sunday, October 29
- Sunday, November 5
- Bye Week
- Sunday, November 19

2017 MEMPHIS RADIO NETWORK AFFILIATES





In a city known for doing things our way, there's a university that's driven to do the same. For over 100 years, our University has been a great gift to our community, a great opportunity to our students, and a source of knowledge, discovery, creativity and artistic expression for our nation. Founded in 1912, we have been known as both the West Tennessee Normal School and Memphis State University. Today, we are the University of Memphis — home to students from 50 states and 79 countries. Even with so many people in Tiger Nation, our students never feel like a number, but like the amazing, clever individuals they are.

Our nationally ranked programs consistently make the U.S. News & World Report lists, including a spot among America's Top 10 universities for offering the finest internship programs to students. Other top UofM rankings* include our online MBA program (#23); audiology (#12) and speech-language programs (#15); rehabilitation counseling program (#17); and the Cecil C. Humphreys School of Law facility (#1 by preLaw magazine). We are a major research university with six Centers of Excellence and home to the FedEx Institute of Technology.

As a doctoral-granting, research-intensive university, the UofM is an engine of innovation and creativity. Our alumni are employed virtually everywhere across the globe.

Driven by doing isn't just a slogan. It's what you see happening in every corner on campus. Every. Single. Day. We've had a lot of firsts, but our most memorable years are yet to come. Having celebrated our centennial anniversary in 2012, our faculty, staff, alumni and benefactors have never been more willing, able and generous in their efforts to build an academic environment that makes a lifelong impact.

Foremost among the University's goals is to recruit outstanding faculty, enroll motivated students and provide distinctive learning experiences so our students will one day contribute in immeasurable ways to Memphis and the world.

Currently, the UofM offers 17 bachelor's degrees in more than 250 areas of study, master's degrees in 54 subjects and doctoral degrees in 25 disciplines. We also offer a specialist's degree in education. Aspiring lawyers come from all over to earn their juris doctorate from our awe-inspiring Memphis Law program located in historic downtown Memphis. Degree programs at the University of Memphis are divided into 12 colleges and schools — Cecil C. Humphreys School of Law, College of Arts & Sciences, College of Communication and Fine Arts, College of Education, Fogelman College of Business & Economics, Herff College of Engineering, Kemmons Wilson School of Hospitality and Resort Management, Loewenberg College of Nursing, School of Communication Sciences and Disorders, School of Health Studies, School of Public Health, and University College..

Our Helen Hardin Honors Program attracts the most high-achieving students than any other honors program in the state of Tennessee. The brightest minds land at the UofM because we offer the best of a small liberal arts school with the wide-ranging opportunities of a large, nationally recognized research university.

In addition to the main campus in the heart of East Memphis, we established UofM Lambuth in Jackson, Tenn., in fall 2011.

One of the University's strongest contributions to the community is its alumni. Many have become nationally and internationally renowned in their fields as corporate executives, elected officials, award-winning actors and best-selling authors. Of the well over 125,000 alumni, more than 70,000 live in the Memphis-area.

As a member of the American Athletic Conference, the Tigers compete at the highest level of NCAA collegiate athletics, and have garnered national attention for their work in the community, in the classroom and on the playing field.

There is no place like the UofM to nurture a unique style of learning that is about doing. College life in the 901 has never been more extraordinary. Unlimited opportunities await those with the drive, imagination and integrity to seize them. We are



an anchor in the Memphis area and a magnet for gifted students and faculty who want to do more. Be more. Experience more.

Visit www.memphis.edu to discover how we are **Driven by Doing.**

NAME CHANGES

1994	University of Memphis
1957	Memphis State University
1941	Memphis State College
1925	West Tennessee State Teachers College
1912	West Tennessee State Normal School

FACTS AT A GLANCE

PRESIDENT

Dr. M. David Rudd

FOUNDED

1912 as West Tennessee State Normal School

CAMPUS SIZE

239 buildings at five sites, including Lambuth campus and satellite centers in Collierville and Millington

ENROLLMENT (2016)

Total	20,585
Undergraduate	16,639
Graduate	3,615
Doctoral	1,045
Law School	331
Full-time	68%
Part-time	32%
Men	40%
Women	60%

ACCREDITATION

The University of Memphis is fully accredited by the Commission on Colleges of the Southern Association of Colleges and Schools.

WORKFORCE

Approximately 2,500 employees including 930 full-time faculty

COLLEGES & SCHOOLS

- Cecil C. Humphreys School of Law
- College of Arts & Sciences
- College of Communication and Fine Arts
- College of Education
- Fogelman College of Business & Economics
- Graduate School
- Herff College of Engineering
- Kemmons Wilson School of Hospitality and Resort Mgmt
- Loewenberg College of Nursing
- School of Communication Sciences and Disorders
- School of Public Health
- School of Health Studies
- University College

DEGREES

- 17 bachelor's degrees in more than 250 areas of study
- Master's degrees in 54 subjects
- Doctoral degrees in 25 disciplines
- Specialist degree in education
- Juris Doctor (law degree)

AMERICAN ATHLETIC CONFERENCE

The American Athletic Conference consists of 13 prestigious institutions: the University of Central Florida, the University of Cincinnati, East Carolina University, the University of Connecticut, the University of Houston, the University of Memphis, the U.S. Naval Academy (in football only), the University of South Florida, Southern Methodist University, Temple University, Tulane University, the University of Tulsa, and Wichita State University (as of July 1, 2017).

Under the leadership of commissioner Mike Aresco, the American Athletic Conference has written an impressive list of accomplishments, both in the competitive arena and the classroom. The American has taken its place at the forefront of intercollegiate athletics, with a collection of national team and individual championships and football and men's and women's basketball postseason victories that place The American among the elite Division I FBS conferences.

The league has produced four NCAA championship teams – UConn men's basketball in 2014 and UConn women's basketball in 2014, 2015 and 2016 – in addition to two New Year's Six bowl champions, five NCAA individual championships, and one Rhodes Scholar. Additionally, American Athletic Conference teams have advanced to the College World Series, reached the semifinal and final rounds of the NIT, qualified for the match play round of the NCAA Men's Golf Championship and registered top-10 finishes at the NCAA Cross Country and Outdoor Track and Field championships.

The American Athletic Conference was one of six finalists for the 2016 Sports Business Journal Sports League of the Year award, along with Major League Baseball, Major League Soccer, NASCAR, the National Basketball Association and the PGA Tour.

In football, Temple and Navy were ranked in the final College Football Playoff poll of the 2016 season, marking the second straight season that The American finished with at least two ranked teams. Seven teams from The American played in bowl games, while three teams (USF, Temple, Tulsa) finished with at least 10 wins. The American has had a combined 15 teams play in bowl games in the last two seasons, highlighted by Houston's win against Florida State in the 2015-16 Chick-fil-A Peach Bowl. Houston's finish at No. 8 nationally in 2015 gave The American a top-10 team in the final national polls for the second time in three seasons after UCF finished No. 10 in the 2013 rankings after the Knights' Fiesta Bowl win against Baylor. Additionally, Memphis, Navy, USF and Temple have all finished in the top 25 of either the CFP, Associated Press or USA



**AMERICAN
ATHLETIC CONFERENCE**

Today polls as members of The American. Individual teams in The American have enjoyed unprecedented success since the conference's formation. Houston went 13-1 in the 2015 football season, setting a school record for wins, while Navy won a program-record 11 games in its first season in the conference, also in 2015. The 2014 season saw Memphis finish with 10 wins in football for the first time since 1938, while Temple enjoyed its first 10-win season in 2015.

Beyond the gridiron, The American sent four teams to the 2016 NCAA Men's Basketball Championship, and the league had the best men's basketball postseason record of any conference in 2014. Since the conference's formation in 2013-14, teams from The American have registered top-10 national rankings in football, men's basketball, women's basketball, baseball, men's soccer, men's golf, and men's track and field. Student-athletes from The American won three NCAA individual titles in track and field in 2016-17 as Cincinnati's Annette Echikunwoke won the indoor weight throw, Tulsa's Marc Scott won the outdoor 10,000-meter title, and Houston won the crown in the outdoor 4x100-meter relay.

Under The American's banner, SMU advanced to the NCAA Men's Basketball Championship for the first time since 1993. The UConn women's basketball team won its NCAA-record ninth, 10th and 11th national championships and broke its own NCAA record with a 111-game winning streak that spanned three seasons. UCF, East Carolina and Houston have all achieved top-10 rankings in baseball in the past three years. Tulsa placed sixth at the 2016 NCAA Men's Cross Country Championship, while USF finished the 2014-15 season at No. 8 in the final men's golf national ranking.

American Athletic Conference stu-

dent-athletes have distinguished themselves in all facets of intercollegiate athletics. Temple linebacker Tyler Matakevich won the Bednarik Award and the Nagurski Trophy as the nation's top defensive player in 2015, while Navy quarterback Keenan Reynolds finished fifth in the Heisman Trophy voting. UConn basketball standout Breanna Stewart finished her career as the most decorated player in college basketball history as she was chosen as the consensus national player of the year for the third time and became the first player be named four times as the Most Outstanding Player at the Final Four. Reynolds and Stewart were selected as the winners of the 2016 AAU James E. Sullivan Award as the nation's top amateur athletes, marking only the second time in the 86-year history of the award that multiple winners were chosen.

Additionally, SMU's Avery Acker was chosen as the Division I women's volleyball Academic All-America of the Year in 2015, while Navy offensive guard E.K. Binns and East Carolina wide receiver Zay Jones have both been named as finalists for the 2016 Campbell Trophy, which is presented by the National Football Foundation to the top scholar-athlete in college football. Tulsa cross country standout Kirk Smith was chosen as a Rhodes Scholar in the fall of 2016, while two student-athletes from The American earned NCAA Postgraduate Scholarships in the conference's first three years.

American Athletic Conference alumni have made their mark in professional sports as well. UCF quarterback Blake Bortles was selected by the Jacksonville Jaguars with the No. 3 pick in the 2014 NFL Draft. More recently, a number of American Athletic Conference athletes have been selected in the first round of the professional entry drafts in football, basketball, baseball and soccer. The American has had two first-round picks in football in each of three of the last four seasons, while the conference produced four first-round picks, including the top three selections, in the 2016 WNBA Draft.

The American Athletic Conference holds media rights partnerships with ESPN and CBS Sports which provide the conference with outstanding national exposure on the two industry leaders in sports television. The football portion of the contract calls for nearly 90 percent of conference-controlled games on national broadcast or national cable platforms. The first two American Athletic Conference Football Championships were televised by ABC as part of Championship Saturday.

In men's basketball, the television deal calls for all conference-controlled games to be televised, with more than

AMERICAN POWER

63 percent slotted for national broadcast or national cable – a minimum of 107 games. The entire postseason tournament is televised, including the championship game, which is on ABC or ESPN. Sixty percent of the American’s women’s basketball games are carried on national cable, regional sports networks or ESPN3, while the conference has a multi-year agreement with CBS Sports Network for coverage of select baseball games.

American Athletic Conference teams have access to the pinnacle of college football’s postseason structure. An American representative would be chosen for the College Football Playoff semifinals if it is among the top four teams in the CFP selection committee’s final ranking. Otherwise, the league would place its champion in a New Year’s Bowl if it is ranked higher than the champions of Conference USA, the Mid-American Conference, the Mountain West Conference and the Sun Belt Conference.

Additionally, The American holds primary or secondary partnerships with 12 bowls for the current six-year cycle, ensuring multiple annual matchups against the nation’s top conferences and providing desirable postseason destinations to member institutions and their fans.

The American Athletic Conference serves its membership from a state-of-

2017 AMERICAN ATHLETIC CONFERENCE FOOTBALL	
EAST DIVISION	WEST DIVISION
UCF	Houston
Cincinnati	Memphis
UConn	Navy
East Carolina	SMU
USF	Tulane
Temple	Tulsa

the-art office located in Providence, R.I. The location of the conference headquarters – just steps from the city’s Amtrak station and 10 minutes from T.F. Green International Airport – gives the conference easy access to its member schools.

The conference headquarters also serves as the home of the American Digital Network, which provides live coverage of all 21 conference championships.

AMERICAN ATHLETIC CONFERENCE COMPOSITE SCHEDULE

Saturday, Aug. 26
USF at San Jose State

Thursday, Aug. 31
Austin Peay at Cincinnati
Holy Cross at UConn
FIU at UCF
UL Monroe at Memphis (CBSSN)

Saturday, Sept. 2
James Madison at East Carolina
Houston at UTSA
Navy at Florida Atlantic
Stony Brook at USF
Stephen F. Austin at SMU
Temple at Notre Dame (NBC)
Grambling State at Tulane
Tulsa at Oklahoma State

Saturday, Sept. 9
Tulane at Navy (CBSSN)
Memphis at UCF *
Cincinnati at Michigan
USF at UConn *
East Carolina at West Virginia
Houston at Arizona
North Texas at SMU
Villanova at Temple
Louisiana at Tulsa

Friday, Sept. 15
Illinois at USF (ESPN)
UMass at Temple

Saturday, Sept. 16
Georgia Tech at UCF
Cincinnati at Miami

UConn at Virginia
Rice at Houston
UCLA at Memphis
SMU at TCU
Tulane at Oklahoma
Tulsa at Toledo

Thursday, Sept. 21
Temple at USF * (ESPN)

Saturday, Sept. 23
Cincinnati at Maryland (CBS SN)
UCF at Maryland
Texas Tech at Houston
Southern Illinois at Memphis
Arkansas State at SMU
Army at Tulane
New Mexico at Tulsa

Saturday, Sept. 30
Maine at UCF
Marshall at Cincinnati
UConn at SMU *
USF at East Carolina *
Houston at Temple *
Memphis at Georgia State
Navy at Tulsa *

Friday, Oct. 6
Memphis at UConn * (ESPN)

Saturday, Oct. 7
Air Force at Navy (CBS SN)
UCF at Cincinnati *
Temple at East Carolina *
SMU at Houston *
Tulsa at Tulane *

Saturday, Oct. 14
East Carolina at UCF *
UConn at Temple *
UMass at USF
Houston at Tulsa *
Navy at Memphis *
Tulane at FIU

Thursday, Oct. 19
Memphis at Houston (ESPN)

Saturday, Oct. 21
UCF at Navy * (CBS SN)
SMU at Cincinnati *
Tulsa at UConn *
BYU at East Carolina
USF at Tulane *
Temple at Army

Friday, Oct. 27
Tulane at Memphis * (CBSSN)
Tulsa at SMU (ESPN2)

Saturday, Oct. 28
Cincinnati at USF *
Missouri at UConn
East Carolina at Houston *

Friday, Nov. 3
Navy at Temple * (ESPN/ESPN2)
Memphis at Tulsa * (ESPN/ESPN2)

Saturday, Nov. 4
UCF at SMU *
Cincinnati at Tulane *
East Carolina at UConn *
Houston at USF *

Friday, Nov. 10
Temple at Cincinnati * (ESPN2)

Saturday, Nov. 11
SMU at Navy * (CBS SN)
UConn at UCF *
Tulane at East Carolina *

Saturday, Nov. 17
UCF at Temple *
Cincinnati at East Carolina *
Boston College at UConn
Houston at Tulane *
SMU at Memphis *
Navy at Notre Dame (NBC)
Tulsa at USF *

Friday, Nov. 24
USF at UCF * (ABC/ESPN Network)
Navy at Houston * (ABC/ESPN Network)

Saturday, Nov. 25
UConn at Cincinnati *
East Carolina at Memphis *
Temple at Tulsa *
Tulane at SMU *

Saturday, Dec. 9
Navy at Army (CBS)

AMERICAN ATHLETIC CONFERENCE BOWL AFFILIATIONS

Primary Affiliations



AutoNation Cure Bowl
December 16, 2017
Orlando, Fla.
American vs Sun Belt



Boca Raton Bowl
December 19, 2017
Boca Raton, Fla.
American vs C-USA



Frisco Bowl
December 18, 2017
Frisco, Texas
American vs. TBA



St. Petersburg Bowl
December 21, 2017
St. Petersburg, Fla.
American vs C-USA



Birmingham Bowl
December 22, 2017
Birmingham, Ala.
American vs SEC



Hawai'i Bowl
December 24, 2017
Honolulu, HI
American vs. Mountain West



Military Bowl presented by Northrup Grumman
December 28, 2017
Annapolis, Md.
American vs ACC/Notre Dame

If the AAC champion is the highest-ranked team among the champions of C-USA, the MAC, the Mountain West and the Sun Belt, it would play in one of the New Year's Bowls to the right:



Goodyear Cotton Bowl
December 29, 2017
Arlington, Texas
ESPN



PlayStation Fiesta Bowl
December 30, 2017
Glendale, Ariz.
ESPN



Chick-fil-A Peach Bowl
January 1, 2018
Atlanta, Ga.
ESPN

2016 AMERICAN ATHLETIC CONFERENCE STANDINGS & AWARDS

SCHOOL	AMERICAN					OVERALL										STREAK	NOTABLE
	W-L	PCT	PF	PA	H	A	W-L	PCT	PF	PA	H	A	N				
EAST																	
Temple ^{RV/RV}	7-1	.875	267	132	4-0	3-1	10-4	.714	453	258	6-1	4-2	0-1	Lost 1	Won AAC Championship		
USF	7-1	.875	339	260	4-0	3-1	11-2	.846	569	411	6-1	4-1	1-0	Won 5	New coach in 2017 - Charlie Strong		
UCF	4-4	.500	232	194	2-2	2-2	6-7	.462	374	320	3-3	3-3	0-1	Lost 3	Lost in Cure Bowl, 31-13		
Cincinnati	1-7	.125	136	256	1-3	0-4	4-8	.333	232	323	3-4	1-4	0-0	Lost 5	New coach for 2017 - Luke Fickell		
East Carolina	1-7	.125	207	322	1-3	0-4	3-9	.250	324	433	3-3	0-6	0-0	Lost 4	Entering fourth year in AAC		
UConn	1-7	.125	117	245	1-3	0-4	3-6	.250	178	337	3-4	0-5	0-0	Lost 6	Randy Edsall returns at HC		
WEST																	
Navy ^{RV/RV}	7-1	.875	365	260	4-0	3-1	9-5	.643	531	434	5-1	3-2	1-2	Lost 3	Ken Niumatalolo returning COY		
Tulsa	6-2	.750	343	258	4-0	2-2	10-3	.769	552	388	6-0	3-3	1-0	Won 3	Beat CMU 55-10 in Miami Beach Bowl		
Memphis	5-3	.625	291	249	2-2	3-1	8-5	.615	505	375	5-2	3-2	0-1	Lost 1	Fell to WKU in Boca Raton Bowl		
Houston ^{RV/-}	5-3	.625	281	235	4-0	1-3	9-4	.692	466	305	6-0	2-3	1-0	Lost 2	Lost to San Diego St in Las Vegas Bowl		
SMU	3-5	.375	253	327	1-3	2-2	5-7	.417	332	435	2-4	3-3	0-0	Lost 2	Missed bowl eligibility by 1 game		
Tulane	1-7	.125	148	241	0-4	1-3	4-8	.333	289	332	2-4	2-4	0-0	Won 1	Beat UConn to end season		

AMERICAN ATHLETIC CONFERENCE FOOTBALL AWARDS

Offensive Player of the Year

Quinton Flowers, QB, USF (Jr., Miami, Fla.)

Defensive Player of the Year

Shaquem Griffin, LB, UCF (Jr., St. Petersburg, Fla.)

Special Teams Player of the Year

Tony Pollard, WR/KR, Memphis (Fr., Memphis, Tenn.)

Rookie of the Year

Ed Oliver, DT, Houston (Fr., Houston, Texas)

American Athletic Conference Coaches of the Year

Ken Niumatalolo, Navy

2017 MEMPHIS FOOTBALL

2016 AMERICAN ATHLETIC CONFERENCE AWARDS & ALL-CONFERENCE

ALL-CONFERENCE FIRST TEAM

WR	Zay Jones	East Carolina	Sr.	6-1	197	Austin, Texas/Stephen F Austin
WR	Courtland Sutton	SMU	So.	6-4	215	Brenham, Texas/Brenham
WR	Keevan Lucas	Tulsa	Sr.	5-10	195	Abilene, Texas/Abilene
OT	Kofi Amichia	USF	Sr.	6-4	297	Riverdale, Ga./McEachern
OT	Dion Dawkins	Temple	Sr.	6-5	320	Rahway, N.J./Rahway
OG	Adam West	Navy	Sr.	6-3	297	Spring, Texas/Klein
OG	Blake Belcher	Tulsa	Sr.	6-5	304	Guthrie, Okla./Guthrie
C	Chandler Miller	Tulsa	So.	6-3	290	Bixby, Okla./Bixby
TE	Daniel Montiel	Memphis	Sr.	6-3	240	Arlington, Texas/Arlington
QB	Quinton Flowers	USF	Jr.	6-0	210	Miami, Fla./Miami Jackson
RB	Marlon Mack	USF	Jr.	6-0	195	Sarasota, Fla./Booker
RB	James Flanders	Tulsa	Sr.	5-10	203	Midwest City, Okla./Midwest City
DL	Ed Oliver *	Houston	Fr.	6-2	290	Houston, Texas/Westfield
DL	Justin Lawler	SMU	Jr.	6-4	262	Pottsboro, Texas/Pottsboro
DL	Haason Reddick *	Temple	Sr.	6-1	230	Camden, N.J./Haddon Heights
DL	Tanzel Smart	Tulane	Sr.	6-1	304	Baton Rouge, La./Scotlandville Magnet
LB	Shaquem Griffin	UCF	Jr.	6-1	213	St. Petersburg, Fla./Lakewood
LB	Eric Wilson	Cincinnati	Sr.	6-2	225	Redford, Mich./Northwestern
LB	Steven Taylor	Houston	Sr.	6-1	225	Cedar Hill, Texas/Cedar Hill
LB	Genard Avery	Memphis	Jr.	6-2	230	Byhalia, Miss./Byhalia
LB	Nico Marley	Tulane	Sr.	5-10	208	Weston, Fla./Cypress Bay
CB	Howard Wilson	Houston	So.	6-1	185	DeSoto, Texas/DeSoto
CB	Horace Richardson	SMU	Sr.	6-0	201	Everman, Texas/Everman
S	Obi Melifonwu	UConn	Sr.	6-3	217	South Grafton, Mass./Grafton
S	Darrion Millines	SMU	Sr.	6-0	208	Boynton Beach, Fla./American Heritage
K	Jake Elliott	Memphis	Sr.	5-10	165	Western Springs, Ill./Lyons Township
P	Spencer Smith	Memphis	Jr.	6-1	195	Newnan, Ga./East Coweta
RS	Tony Pollard	Memphis	Fr.	5-11	200	Memphis, Tenn./Melrose

ALL-CONFERENCE SECOND TEAM

WR	Noel Thomas	UConn	Sr.	6-1	202	Norwalk, Conn./St. Luke's School
WR	Anthony Miller	Memphis	Jr.	5-11	190	Memphis, Tenn./Christian Brothers
WR	Rodney Adams	USF	Sr.	6-1	190	St. Petersburg, Fla./Toledo
OT	Blake Copeland	Navy	Sr.	6-4	281	Muscle Shoals, Ala./Muscle Shoals
OT	Evan Plagg	Tulsa	Jr.	6-3	292	Guthrie, Ala./Guthrie
OG	Dominique Threatt	USF	Sr.	6-1	330	Atlanta, Ga./Tri-Cities
OG	Tyler Bowling	Tulsa	So.	6-6	325	Yukon, Okla./Yukon
C	Maurice Morris	Navy	Sr.	6-2	327	La Porte, Texas/La Porte
TE	Mitchell Wilcox	USF	Fr.	6-4	248	Tarpon Springs, Fla./Tarpon Springs
QB	Greg Ward	Houston	Sr.	5-11	190	Tyler, Texas/John Tyler
RB	Jahad Thomas	Temple	Sr.	5-10	180	Elizabeth, N.J./Elizabeth
RB	D'Angelo Brewer	Tulsa	Jr.	5-9	185	Tulsa, Okla./Central
DL	Jamiyus Pittman	UCF	Jr.	6-0	295	Moultrie, Ga./Colquitt County
DL	Cortez Broughton	Cincinnati	So.	6-2	297	Warner Robbins, Ga./Veterans
DL	Deadrin Senat	USF	Jr.	6-1	305	Immokalee, Fla./Immokalee
DL	Praise Martin-Oguike	Temple	Sr.	6-1	255	Woodbridge, N.J./Woodbridge
LB	Tyus Bowser	Houston	Sr.	6-3	240	Tyler, Texas/John Tyler
LB	Micah Thomas	Navy	Jr.	6-1	249	Cedar Park, Texas/Vista Ridge
LB	Auggie Sanchez	USF	Jr.	6-2	245	St. Petersburg, Fla./Northeast
LB	Avery Williams	Temple	Sr.	5-10	224	Baltimore, Md./Archbishop Curley
CB	Shaquill Griffin	UCF	Sr.	6-1	200	St. Petersburg, Fla./Lakewood
CB	Brandon Wilson	Houston	Sr.	5-11	200	Shreveport, La./Calvary Academy
CB	Deatrick Nichols	USF	Jr.	5-10	189	Miami, Fla./Miami Central
CB	Parry Nickerson	Tulane	Jr.	6-0	175	Algiers, La./West Jefferson
S	Garrett Davis	Houston	So.	6-1	200	Red Oak, Texas/Red Oak
S	Sean Chandler	Temple	Jr.	6-0	190	Camden, N.J./Camden
K	Aaron Boumerhi	Temple	Fr.	6-0	195	Phillipsburg, Pa./Phillipsburg-Osceola
P	Worth Gregory	East Carolina	Sr.	6-3	210	Fort Mill, S.C./Alabama
RS	D'Earnest Johnson	USF	Jr.	5-10	208	Immokalee, Fla./Immokalee

HONORABLE MENTION

WR	Linell Bonner	Houston	Jr.	6-0	202	Houston, Texas/Dekaney
OG	Evan Martin	Navy	Jr.	6-3	294	Lee's Summit, Mo./Lee's Summit West
TE	Colin Thompson	Temple	Sr.	6-4	255	Doylestown, Pa./Florida
LB	Stephaun Marshall	Temple	Sr.	5-11	206	Montclair, N.J./Montclair
S	Drico Johnson	UCF	Sr.	6-1	215	Orlando, Fla./Agape Christian
S	Alohi Gilman	Navy	Fr.	6-0	200	Laie, Hawaii/Kahuku
RS	Dishan Romine	Navy	Sr.	5-11	178	Louisville, Ky./DuPont Manual

* Unanimous Selection

MEMPHIS VS. 2017 OPPONENTS

**EAST CAROLINA
W-6, L-15**

ECU LEADS 15-6

1990	L	24-17	at Memphis
1991	L	20-13	at Greenville
1992	W	42-7	at Memphis
1993	W	34-7	at Greenville
1994	L	30-6	at Memphis
1995	L	31-17	at Greenville
1996	L	20-10	at Memphis
1997	L	32-10	at Greenville
1998	L	34-31	at Memphis
2000	W	17-10	at Memphis
2001	L	32-11	at Greenville
2003	W	41-24	at Memphis
2004	W	38-35	at Greenville
2005	W	27-24	at Memphis
2006	L	35-20	at Greenville
2007	L	56-40	at Memphis
2008	L	30-10	at Greenville
2009	L	38-19	at Memphis
2010	L	49-27	at Greenville
2011	L	35-17	at Memphis
2012	L	41-7	at Greenville
2017			at Memphis

UM Record in Memphis: 4-7
 UM Record in Greenville: 2-8
 Norvell vs. ECU: 0-0
 Montgomery vs. UM: 0-0
 Longest UM Win Streak: 3 (2003-05)
 Longest ECU Win Streak: 7 (2006-current)

**GEORGIA STATE
W-0, L-0**

FIRST MEETING

2017			at Memphis
------	--	--	------------

UM Record in Memphis: 0-0
 UM Record in Atlanta: 0-0
 Norvell vs. Georgia State: 0-0
 Elliott vs. UM: 0-0
 Longest UM Win Streak: 0
 Longest Georgia State Win Streak: 0

**HOUSTON
W-10, L-15**

1963	W	29-6	at Memphis
1966	W	14-13	at Houston
1967	L	35-18	at Houston
1968	L	27-7	at Memphis
1971	L	35-7	at Memphis
1973	L	35-21	at Memphis
1974	L	13-10	at Houston
1975	W	14-7	at Memphis
1978	W	17-3	at Memphis
1996	L	37-20	at Houston
1997	W	24-3	at Memphis
1998	L	35-14	at Houston
2000	L	33-30	at Memphis
		(3ot)	
2001	W	52-33	at Houston
2002	L	26-21	at Memphis
2003	W	45-14	at Houston
2004	W	41-14	at Memphis
2005	W	35-20	at Houston
2006	L	23-20	at Memphis
		(ot)	
2009	L	55-14	at Houston
2010	L	56-17	at Memphis
2013	L	25-15	at Houston
2014	L	28-24	at Memphis
2015	L	35-34	at Houston
2016	W	48-44	at Memphis
2017			at Houston

UM Record in Memphis: 6-8
 UM Record in Houston: 4-7
 Norvell vs. Houston: 1-0
 Herman vs. UM: 1-0
 Longest UM Win Streak: 3 (2003-05)
 Longest UH Win Streak: 6 (2006-15)

**LOUISIANA-MONROE
W-1, L-1**

TIED 1-1

1979	L	21-20	at Memphis
2000	W	28-0	at Memphis
2017			at Memphis

UM Record in Memphis: 1-1
 UM Record in Monroe: 0-0
 Norvell vs. ULM: 0-0
 Viator vs. UM: 0-0
 Longest UM Win Streak: 1
 Longest ULM Win Streak: 1

**NAVY
W-0, L-2**

2015	L	45-20	at Memphis
2016	L	42-28	at Annapolis
2017			at Memphis

UM Record in Memphis: 0-1
 UM Record in Annapolis: 0-1
 Norvell vs. Navy: 0-1
 Niumatalolo vs. UM: 2-0
 Longest UM Win Streak: 0
 Longest Navy Win Streak: 2

**SOUTHERN ILLINOIS
W-0, L-0**

FIRST MEETING

2017			at Memphis
------	--	--	------------

UM Record in Memphis: 0-0
 UM Record in Carbondale: 0-0
 Norvell vs. Southern Illinois: 0-0
 Hill vs. UM: 0-0
 Longest UM Win Streak: 0
 Longest Southern Illinois Win Streak: 0

**SMU
W-5, L-3**

1976	W	27-13	at Memphis
2007	W	52-52/3ot	at Memphis
2008	W	31-26	at Dallas
2011	L	42-0	at Memphis
2012	L	44-13	at Dallas
2013	L	34-29	at Memphis
2014	W	48-10	at Dallas
2015	W	63-0	at Memphis
2016	W	51-7	at Dallas
2017			at Memphis

UM Record in Memphis: 3-2
 UM Record in Dallas: 3-1
 Norvell vs. SMU: 1-0
 Morris vs. UM: 2-0
 Longest UM Win Streak: 3 (1973-76, 2014-present)
 Longest SMU Win Streak: 3 (2011-13)

**TULANE
W-2, L-1, T-1**

1954	T	13-13	at New Orleans
1976	W	14-7	at New Orleans
1977	W	27-9	at Memphis
1978	L	41-24	at New Orleans
1980	L	21-16	at New Orleans

1981	L	24-7	at Memphis
1982	L	17-10	at New Orleans
1983	W	28-25	at Memphis
1984	L	14-9	at New Orleans
1985	W	38-21	at Memphis
1986	L	15-6	at New Orleans
1987	W	45-36	at Memphis
1988	L	20-19	at New Orleans
1989	L	38-34	at New Orleans
1990	W	21-14	at Memphis
1992	W	62-20	at New Orleans
1994	W	13-0	at Memphis
1995	W	23-8	at New Orleans
1996	W	17-10	at Memphis
1997	L	26-14	at New Orleans
1998	L	41-31	at Memphis
1999	W	49-7	at New Orleans
2000	L	37-14	at New Orleans
2002	W	38-10	at Memphis
2003	W	41-9	at New Orleans
2004	W	49-24	at Memphis
2007	W	28-27	at New Orleans
2008	W	45-6	at Memphis
2011	W	33-17	at New Orleans
2012	W	37-23	at Memphis
2014	W	38-7	at New Orleans
2015	W	41-13	at Memphis
2016	W	24-14	at New Orleans
2017			at Memphis

UM Record in Memphis: 12-2
 UM Record in New Orleans: 9-9-1
 Norvell vs. Tulane: 1-0
 Fritz vs. UM: 0-0
 Longest UM Win Streak: 10 (2002-present)
 Longest Tulsa Win Streak: 4 (1978-82)

**TULSA
W-16, L-11**

1961	W	48-12	at Tulsa
1963	W	28-15	at Tulsa
1964	L	19-7	at Tulsa
1965	L	32-28	at Tulsa
1966	W	6-0	at Memphis
1968	W	32-6	at Tulsa
1969	W	42-24	at Memphis
1970	L	27-12	at Tulsa
1972	W	49-21	at Memphis
1973	W	28-16	at Memphis
1975	W	16-14	at Tulsa
1976	L	16-14	at Tulsa
1987	W	14-0	at Tulsa
1988	W	26-20	at Memphis
1990	W	22-10	at Tulsa
1991	L	33-28	at Memphis
1992	W	30-25	at Tulsa
1993	L	23-19	at Memphis
1994	W	42-18	at Tulsa
1995	W	10-7	at Memphis
2005	L	37-31	at Tulsa
		(ot)	
2006	L	35-14	at Memphis
2009	L	33-30	at Tulsa
		(ot)	
2010	L	48-7	at Memphis
2015	W	66-42	at Tulsa
2016	L	59-30	at Memphis
2017			at Tulsa

UM Record in Memphis: 7-4
 UM Record in Tulsa: 9-7
 Norvell vs. Tulsa: 0-1
 Montgomery vs. UM: 1-1
 Longest UM Win Streak: 3 (3x)
 Longest TU Win Streak: 4 (2005-10)

UCF
W - 1, L - 9

1990	W	37-28	at Memphis
2005	L	38-17	at Orlando
2006	L	26-24	at Memphis
2007	L	56-20	at Orlando
2008	L	28-21	at Memphis
2009	L	32-14	at Orlando
2010	L	37-17	at Memphis
2011	L	41-0	at Orlando
2012	L	35-17	at Memphis
2013	L	24-17	at Memphis
2017			at Orlando

UM Record in Memphis: 1-5
 UM Record in Orlando: 0-4
 Norvell vs UCF: 0-0
 Frost vs UM: 0-0
 Longest UM Win Streak: 1 (1990)
 Longest UCF Win Streak: 9 (2005-present)

UCLA
W - 0, L - 1

2014	L	42-35	at Pasadena
2017			at Memphis

UM Record in Memphis: 0-0
 UM Record in Los Angeles: 0-1
 Norvell vs UCLA: 0-0
 Mora vs UM: 1-0
 Longest UM Win Streak: 0
 Longest UCLA Win Streak: 1

UCONN
W - 1, L - 1

2013	L	45-10	at East Hartford
2014	W	41-10	at Memphis
2017			at East Hartford

UM Record in Memphis: 1-0
 UM Record in East Hartford: 0-1
 Norvell vs UConn: 0-0
 Edsall vs UM: 0-0
 Longest UM Win Streak: 1
 Longest UConn Win Streak: 1

OPPONENT CONTACT INFORMATION

East Carolina (ecupirates.com)

Tom McClellan252-737-1274
 Email: mcclellant@ecu.edu

Georgia State (georgiastatesports.com)

Allison George404-413-4032
 Email: ageorge@gsu.edu

Houston (uhcougars.com)

David Bassity713-743-9409
 Email: dbassity@central.uh.edu

Louisiana-Monroe (ulmwarhawks.com)

Nick Phillips318-342-5378
 Email: phillips@ulm.edu

Navy (navysports.com)

Scott Strasmeier410-293-8775
 Email: sstrasem@usna.edu

SMU (smumustangs.com)

Brad Sutton214-768-1651
 Email: bsutton@smu.edu

Southern Illinois (siusalukis.com)

John Lock618-453-7102
 Email: jtlock2@siu.edu

Tulane (tulanegreenwave.com)

Scottie Rodgers504-862-8249
 Email: srodger1@tulane.edu

Tulsa (tulsahurricane.com)

Don Tomkalski918-631-3200
 Email: donald-tomkalski@utulsa.edu

UCF (ucfknight.com)

Andy Seeley407-823-2729
 Email: asseeley@athletics.ucf.edu

UCLA (uclabruins.com)

Steve Rourke310-206-7870
 Email: srourke@athletics.ucla.edu

UConn (www.uconnhuskies.com)

Kyle Muncy860-486-3531
 Email: kyle.muncy@uconn.edu

THE AMERICAN TELECONFERENCE

Additional information about the American Athletic Conference and its member institutions can be obtained by logging on to www.theamerican.org. The conference site has up-to-date statistics and rankings of all league schools.

American Athletic Conference coaches will be featured on a teleconference beginning at 10 a.m. Central Time throughout the 2017 football season. The first call will be held on Monday, August 28 and will continue on Mondays through the season.

Memphis head coach Mike Norvell is available on the teleconference at 11:30 a.m. each Monday. Media representatives wishing to participate on the teleconference should contact Chuck Sullivan in The American communications office to obtain the access phone number. His email address is csullivan@theamerican.org. Below is the full schedule for the weekly call. All times listed are **Central Time**:

- 10 a.m.....Ken Niumatalolo, Navy
- 10:10 a.m.....Chad Morris, SMU
- 10:20 a.m.....Randay Edsall, UConn
- 10:30 a.m....Scottie Montgomery, East Carolina
- 10:40 a.m.....Philip Montgomery Tulsa
- 10:50 a.m....Major Applewhite, Houston
- 11 a.m.....Luke Fickell, Cincinnati
- 11:10 a.m.....Charlie Strong, USF
- 11:20 a.m.....Geoff Collins, Temple
- 11:30 a.m. Mike Norvell, Memphis**
- 11:40 a.m.....Scott Frost, UCF
- 11:50 a.m.....Willie Fritz, Tulane



CollegePressBox.com is the official media website for American Athletic Conference football. Access and download weekly game notes, quotes, statistics, media guides and more for the conference and each of its member schools throughout the season. Login information will be distributed to accredited media or you can apply for a password by sending an e-mail to password@collegepressbox.com.



Wow, what a year! Really, it's been a year? It has, and a little over.

Please forgive Tiger Nation if it has lost track of time since Mike Norvell stepped off the plane in the Bluff City Dec. 4, 2015, and took over as the University of Memphis' 24th head coach in the program's history. Also, please forgive Tigers fans if they've been giddy with excitement since his arrival as Football Bowl Sub-division's (FBS) youngest head coach.

It's just that ... just that ... well, let's allow a few of Norvell's first-year accomplishments speak for themselves:

- Most wins by a first-year head coach in program history (8)
- First head coach to lead the Tigers to bowl eligibility in his rookie season
- First rookie head coach since 1984 to win his Tigers' debut (35-17 over Southeast Missouri)
- First rookie head coach to have a win over a ranked opponent since 1975 (48-44 win over No. 18/21 Houston)
- First rookie head coach to start 3-0 in Memphis program history
- Tied for third-most wins (8) by an FBS first-year head coach in 2016 (Toledo's Jason Candle, BYU's Kalani Sitake both led FBS with nine wins)
- Pulled in the school's highest-rated recruiting class in February of 2017; signing class also was the best outside the Power 5 leagues

Indeed, amazing feats in only his first season. But, for a coach with a reputation for orchestrating high-flying offenses, Norvell's Tigers squad produced in all three phases – offense, defense and special teams – to make his first season an overwhelming success. That is not only a testament to Norvell but also his ability to assemble one of the college football's top coaching staffs.

Norvell came to Memphis with an ability to develop dynamic offenses, and his first season with the Tigers did not disappoint. The 2016 Memphis offense was the second most-prolific in program history behind only 2015, rolling up the second-most total yards (6,028) and scoring the second-most points (505) for a season in school history. The Memphis offense also scored the second-most touchdowns (57) for a campaign in program history, including a school season-record 34 touchdown passes. The Tigers' 3,957 passing yards and 303 completions both were the third-most for a season in school history.

Not bad for a rookie head coach breaking in a first-year starter at quarterback and without a "go-to" receiver to start 2016. Under Norvell's direction, Riley Ferguson and Anthony Miller blossomed at quarterback and receiver, respectively. Ferguson's 3,698 yards and 280 completions both are second and his 443 attempts are tied for first on the Tigers season charts. He tossed 32 touchdown passes to set a program season mark. Ferguson had seven 300-yard passing performances, the second-most for a season in school history. After only one season, Ferguson's name also appears on Tigers career lists for completions (6th), attempts (8th), yards (7th), touchdowns (4th) and 300-yard passing games (4th).

A receiver during his collegiate playing days, Norvell's offensive scheme highlighted the explosive Tigers receiving corps. The 2016 Memphis offense had five receivers with 250 or more yards and nearly had four with 300 yards or more. Anthony Miller quickly turned into the Tigers' primary receiver, and his career sky-rocketed in Norvell's first season. Miller,

NORVELL AT A GLANCE

BORN

Oct. 11, 1981

ALMA MATER

Central Arkansas, 2005

Bachelor's degree in education in social studies, 2005

Master's degree in training systems, 2007

PLAYING EXPERIENCE

2001-05: Central Arkansas

Four-year starter at wide receiver

Two-time All-Gulf South Conference first team honoree

Left as UCA's all-time leading receiver in reception (213) and third in receiving yards (2,611)

Voted in to the UCA Sports Hall of Fame in 2015

FAMILY

Wife - Maria

Daughter - Mila

COACHING EXPERIENCE

2006: University of Central Arkansas

Graduate assistant coach, offense (receivers & H-backs)

2007-10: University of Tulsa

2007-08 - Offensive graduate assistant & receivers

2009-10 - Assistant coach, passing game coordinator & receivers and director of recruiting

Tulsa averaged 569.9 yards per game of offense in 2008, which led the country; the Golden Hurricane ranked second nationally in scoring (47.1 points/game) and ninth in passing yards (301.8 yards/game); In 2007, Tulsa became the first team in NCAA history to have a 5,000-yard passer, a 1,000-yard rusher and three 1,000 yard receivers

2011: University of Pittsburgh

Assistant coach (WR), co-offensive coordinator, director of recruiting

2012-15: Arizona State University

2012-13 - Offensive Coordinator & QB coach

2014-15 - Deputy head coach, offensive coordinator, QB coach

2015 team averaged 299.0 passing yards per game, ranking 20th in the NCAA; overall offense averaged 473.8 yards per game, good for 23rd in the NCAA; 2013 team ranked 10th nationally with 39.7 ppg; helped Arizona State to bowl games in 2012, 2013 and 2014 before taking the Memphis job and missing the team's 2016 Cactus Bowl game.

2016-Present: University of Memphis

Named head coach on Dec. 4, 2015

an All-American Athletic Conference second team pick, put together the best season by a receiver in school history, shattering records for catches (95), yards (1,434), touchdowns (14) and 100-yard games (8). Phil Mayhue proved to be a great complement to Miller and hauled in 42 passes for 677 yards and four touchdowns. Mayhue (28) and Miller (25) both finished the 2016 with their streaks of games with a catch intact.

While the offense flourished in Norvell's first season, the Tigers defense and special teams were not to be overshadowed. The defense was one of the nation's most opportunistic units, forcing opponents to turn the ball over 29 times in 2016. The 29 caused turnovers were tied for fifth nationally, and of those 29 turnovers, 13 were fumble recoveries, which were tied sixth nationally.

But, not only did the Tigers force turnovers, they capitalized on the opponents' miscues. Of the 29 times the opponents turned it over, Memphis scored 17 times, including three defensive touchdowns (all interception returns for scores). The defense also ranked in top-20 in FBS in turnover margin at +8,

2017 MEMPHIS FOOTBALL

coming in at 18th nationally. The +8 turnover margin was the Tigers' best since the 2014 campaign when that squad was a +11 in turnover margin. The 2014 Tigers ranked 11th nationally in turnover margin.

The focus Norvell and his staff placed on the game's third phase, special teams, provided major dividends in his first season. It also brought to an end what was believed to be the longest kick return for a touchdown drought in FBS history. The span of time was nearly 21 seasons, but the 2016 Tigers special teams laid that record to rest and then some.

In the Oct. 6 win over Temple, freshman Tony Pollard took an Owls' kickoff and raced 95 yards for a touchdown, the first by a Memphis player since November of 1996. Not to stop there, Norvell's special teams ran back two more kickoffs for scores and set the program's season record for kick returns for touchdowns with three. Pollard had a second kick-return score (100 yards vs. Navy), and Darrell Henderson added another (99 yards vs. SMU). The three kick returns for touchdowns were tied for the FBS lead in 2016.

The Tigers also were fifth nationally and led the American Athletic Conference in kick returns with a 26.57 average. For his efforts, Pollard was named the league's Special Teams Player of the Year.

Under Norvell, Memphis had the second-best kick return defense in the country, allowing opponents a mere 16.04 yards per return and none returned for touchdowns. A major reason for the Tigers' success on kick return defense was Lou Groza semifinalist Jake Elliott's 64 touchbacks out of 92 kickoffs (69.6 percent). Elliott's 64 touchbacks led The American and was third nationally.

Not to be outdone, the Tigers punting unit also shined. Memphis led The American and was eighth nationally in net punting at 41.10 yards. Spencer Smith was the league's top punter at 45.2 yard per boot and nearly half of his 45 punts ended in fair catches by the opposition. He had 13 punts of 50 or



more yards and placed 11 of his kicks inside the opponents' 20 yard line.

In Norvell's first season, the Tigers swept the American Athletic Conference first team special team positions. Elliott was the league's first team kicker, Smith the first team punter and Pollard the first team return specialist.

However, Norvell's success in his first season as a head coach should have been expected when looking at his track record as an assistant.

Prior to Memphis

Norvell's rise to the FBS head coaching ranks was as fast as he wants the pace of his offense to be: hyper-speed.

He moved into the coaching profession after he completed his playing career at Central Arkansas in 2004. After graduation in 2005, Norvell joined his alma mater's staff and began blazing his path. Following a season as a Bears graduate assistant coach in 2006, Norvell moved to Tulsa, Okla., where he coached wide receivers in 2007 and began a coaching partnership with the Golden Hurricane head coach Todd Graham that lasted until he came to Memphis in December of 2015. He served on Graham's staff at Tulsa (2007-10), Pittsburgh (2011) and Arizona State (2012-15).

It was in Tempe, Arizona, that Norvell developed his dynamic, high-scoring offense philosophy as the Sun Devils' offensive coordinator. He added the title and responsibilities of deputy head coach in December of 2013.

His offenses consistently ranked among the nation's best in yardage and scoring. The 2015 Arizona State offense ranked 23rd in total offense (473.8 ypg) and 20th in passing yards (289.0 ypg) in FBS. In 2014, the Sun Devils offense was 16th in scoring offense (37.0 ppg) and 13th in touchdown passes (34). That offense piled up 5,750 total yards (2,194 rush/3,556 pass). The 2013 Arizona State offense ranked 10th nationally in scoring offense (39.7 ppg).

While it wasn't among the nation's top offenses, Norvell's first unit in 2012 shows glimpses of what was to come in Tempe. Norvell directed a balanced offense in his first year, helping the Sun Devils set school marks at quarterback, running back and tight end. Of Arizona State's 464.5 offensive average in 2012, 205.5 came on the ground and represented, at the time, the second-best rushing mark since 1988.

Norvell's 2012 quick-strike offense also produced 58 scoring drives of three or fewer minutes. And, to top off his first season in the desert, the 2012 Sun Devils became the 14th team in FBS bowl history to score 60-plus points in a postseason game in its 62-28 win over Navy in Kraft Fight Hunger Bowl.

In addition to coaching some of the program's most-prolific offenses, Norvell helped develop two of the Sun Devils' top signal-callers as the quarterbacks coach. Norvell first mentored Taylor Kelly from 2012-14. Kelly threw for a combined 57 touchdowns in 2012-13, the most scoring strikes by a Sun Devils quarterback in a two-season span.

In 2012, Kelly blossomed under Norvell's tutelage. That season, Kelly set the program's season completion percentage record (67.1 percent) and had the second-most touchdown passes for a season (29). He threw for 3,039 yards. Kelly wasn't the lone Sun Devil to see his numbers rise during that 2012 campaign. Running back Marion Grice scored 19 touchdowns, the third-most for a season in program history, and tight end Chris Coyle caught 57 passes, the most by a tight end in school history.

The following season (2013), Kelly's 3,635 passing yards were the third-most for a season – at that time – in program history. He threw for 28 touchdowns in 2013. As a senior in 2014, Kelly played in 10 games and threw for 2,114 yards and 22 touchdowns before sidelined with an injury. Kelly finished his career as

COACHES AND STAFF

one of the Sun Devils' all-time best, coming in the top-five on the career charts for passing yards (4th; 8,119 yards) and touchdown passes (3rd; 79).

Norvell's second pupil, Mike Bercovici, was a quick learner in his time as a starter in 2014 and 2015. Bercovici took over for the final three games of the 2014 campaign after Kelly's injury, and Norvell's offense didn't miss a beat. In his short time as a starter that season, Bercovici passed for 1,445 yards and 12 touchdowns.

The following campaign (2015), Norvell gave the offensive reins to Bercovici, and he produced. In 13 starts in 2015, Bercovici passed for 3,855 yards and 30 touchdowns. His passing yardage eclipsed Kelly's 3,635 yards in 2013 and was the third-most for a season in program history. Bercovici's 30 touchdowns tied the school record for most in a season. Bercovici finished his career with 5,332 yards and 42 touchdowns.

Not only did Norvell's pupils do the job on the field, they also excelled in the classroom. Kelly and Bercovici were consecutive Pac-12 Football Scholar-Athlete of the Year honorees in 2015 and 2016. Kelly and Bercovici also were Arizona State's recipients of the Pac-12 Tom Hansen Medal of Honor, which is awarded annually to each member institution's outstanding senior male and female student-athlete based on the exhibition of the greatest combination of performance and achievement in scholarship, athletics and leadership.

Prior to Arizona State, Norvell served on Graham's staff at Pittsburgh, where he was the co-offensive coordinator, wide receivers coach and director of recruiting.

Norvell first joined Graham at Tulsa, where the former collegiate wide receiver groomed some of the Golden Hurricane program's all-time best receivers from 2007-10. At Tulsa, Norvell started as an offensive graduate assistant, but quickly moved to his first full-time role as passing game coordinator and receivers coach. He added director of recruiting to his title in 2010.

While with Tulsa, the Golden Hurricane had five 1,000-yard receivers emerge under Norvell's guidance. His most accomplished pupil was All-America receiver Damaris Johnson, who led FBS in all-purpose yards two-consecutive years and set the career NCAA/FBS all-purpose yardage record (7,796 yards). Johnson averaged 202.2 all-purpose yards per game in 2010. In Tulsa's 62-35 win over Hawai'i in the Sheraton Hawai'i Bowl, he averaged an incredible 21.73 yards per touch in piling up 326 all-purpose yards.

In 2008, Norvell's receivers were a vital part of college football's most prolific offense. Tulsa averaged an astounding 569.9 yards of total offense to lead the country that season. The Golden Hurricane ranked second nationally in scoring (47.1 ppg) and ninth in passing yards (301.8). Tulsa also topped the country in total offense in 2007 (543.9 ypg) and set 29 school records, 15 Conference USA marks and four NCAA records. The 2007 Golden Hurricane became the first team in NCAA history to have a 5,000-yard passer, a 1,000-yard rusher and three 1,000-yard receivers in a single season.

Prior to Tulsa, Norvell was an offensive graduate assistant at Central Arkansas, his alma mater. In addition to coaching receivers and H-backs, he was a significant contributor to the Bears' special teams.

College/Personal

Norvell was an accomplished student-athlete at Central Arkansas. A four-year starter at receiver, he finished his career as the school's all-time leader in receptions (213) and ranked third in receiving yards (2,611). Norvell earned All-Gulf South honors

and was the conference's 2001 Freshman of the Year. He also was a two-time Gulf South All-Academic first team honoree.

Norvell earned both his bachelor's (education in social studies, 2005) and master's (training systems, 2007) degrees from Central Arkansas.

Norvell is married to the former Maria Chiolino of Fort Smith, Arkansas. They have a daughter, Mila, who was born in 2014.



2017 MEMPHIS FOOTBALL



DEFENSIVE COORDINATOR

CHRIS BALL

MISSOURI WESTERN STATE, 1986
SECOND SEASON

Chris Ball is in his second season as Memphis' defensive coordinator in 2017. Before joining Mike Norvell's staff at Memphis, he spent four seasons (2012-15) at Arizona State, including the last three as the Sun Devils' co-defensive coordinator.

Ball came to the Tigers with a reputation of producing defenses that created turnovers, and he didn't disappoint in his first season in 2016. Ball's defense was one of the nation's most opportunistic units, forcing opponents to turn the ball over 29 times in 2016. The 29 caused turnovers were tied for fifth nationally, and of those 29 turnovers, 13 were fumble recoveries, which were tied for sixth nationally.

Not only did the Tigers force turnovers, they capitalized on the opponents' miscues. Of the 29 turnovers by opponents, Memphis scored 17 times, including three defensive touchdowns (all interception returns for scores). The defense also ranked in top-20 in Football Bowl Subdivision (FBS) in turnover margin at +8, coming in at 18th nationally. The +8 turnover margin was the Tigers' best since the 2014 campaign when that squad was a +11 in turnover margin (11th nationally).

Ball's aggressive style of defense helped linebacker Genard Avery and defensive back Arthur Maulet flourish in 2016. Avery led the team in TFL, sacks and QB hurries and tied for team-high honors with two interceptions. He returned both interceptions for scores and was second on the team in total tackles (81). Avery was named to the All-American Athletic Conference first team. Maulet led the team with 13 pass break-ups and tied Avery with a team-best two interceptions. From his secondary position, Maulet logged 7.5 TFL and 4.5 sacks. In May of 2017, Maulet signed a free agent contract with his hometown New Orleans Saints.

Prior to Memphis, Ball was at Arizona State from 2012-15 and served as the defensive passing game coordinator and safeties coach in 2012, before being promoted to co-defensive coordinator the following season. In his four seasons in the desert, Ball helped guide seven Sun Devils defensive backs to All-Pac-12 honors. One of Ball's pupils was All-Pac-12 first team honoree Damarious Randall, who was a 2015 NFL Draft first-round pick by the Green Bay Packers.

In the 2013 campaign, Ball mentored three players in the Sun Devils secondary that earned All-Pac-12 honors. Robert Nelson, an All-Pac-12 first team honoree, led the conference with six interceptions and was fourth in the league with 13 passes defended. Nelson was one of two Sun Devils to sign NFL free agent deals in 2014.

Before joining Arizona State, Ball worked his third stint at Washington State, serving as the defensive coordinator from 2008-11. In his four seasons at Washington State, Ball served as assistant head coach, co-defensive coordinator and safeties coach. In 2009, The Sporting News named him the Pac-10's best position coach.

In each of his collegiate coaching stops, Ball has developed players that have gone on to the NFL. In addition to his time at Washington State, Ball also served on the staffs at Pittsburgh (2007) and Alabama (2003-06).

In his one season at Pittsburgh, Ball's defense ranked fourth nationally in pass defense (167.3 ypg) and seventh in total defense (297.7 ypg). At Alabama, he coached the secondary. In 2004, Ball's secondary led the nation in passing yards allowed (113.1 ypg) and also ranked second nationally in pass efficiency defense (97.8 rating). The next season (2005) was more of the same with Ball on the Crimson Tide defensive staff. The 2005 Alabama defense ranked second nationally in total defense and fifth in both passing yards allowed (160.8 ypg) and pass efficiency defense (97.8 rating). In his final year at Alabama in 2006, free safety Roman Harper earned All-SEC honors and was a semi-

BALL AT A GLANCE

ALMA MATER

Missouri Western State, 1986

PLAYING EXPERIENCE

1982-85: Missouri Western State
All-American Defensive Back

FAMILY

Wife - Tandi; Children - Brennan, Abby, Ella Grace

COACHING EXPERIENCE

1986: Missouri Western State
Graduate Assistant

1986-87: Northeast Missouri State
Assistant Coach - Defensive Backs

1987-88: Akron
Graduate Assistant

1989-90: Washington State

1991-94: Coffeyville CC
Assistant Coach - Defensive Backs

1995-96: Western Oregon State
Assistant Head Coach - Defensive Backs

1997-98: Missouri Western State
Defensive Coordinator

1999: Idaho State
Defensive Coordinator

2000-02: Washington State
Defensive Backs

2003-06: Alabama
Defensive Backs

2007: Pittsburgh
Defensive Backs

2008-11: Washington State
Assistant Head Coach/Co-Defensive Coordinator/DBs

2012-15: Arizona State
Co-Defensive Coordinator, Defensive Backs

2016-Present: University of Memphis
Defensive Coordinator

nalist for the Jim Thorpe Award, presented to the country's top defensive back.

From 2000-02, Ball made his second stop in Pullman, Wash., on the Washington State staff. While there, he coached the defensive backs, including Marcus Trufant, who spent 10 seasons in the NFL. The Cougars defense piled up 56 interceptions – including 26 during 2001 – over Ball's three-season stint. The 26 interceptions for the Cougars in 2001 ranked second in the nation.

Before joining the Cougars staff, Ball spent one season as Idaho State's defensive coordinator in 1999.

Ball began his coaching career at Northeast Missouri State (1986-87) and Akron (1987-88), before joining Mike Price's staff – his first stop at Washington State – in 1989. He also coached at Coffeyville Community College (1990-94), Western Oregon State College (1995-96) and Missouri Western State (1997-98).

A St. Louis, Mo., native, Ball played his prep ball at Webster Grove High School and put together a standout collegiate career at Missouri Western State College in Saint Joseph, Mo. Ball starred in the Griffons secondary from 1982-85. His 12 career interceptions are the sixth-most in Griffons history, and his five picks in 1984 led the team that season. In 1985, Ball earned All-America honors.

The 1986 Missouri Western State College graduate and his wife, Tandi, have three children: a son, Brennan, and daughters, Abby and Ella Grace.



Darrell Dickey is in his eighth season overall and sixth in his current stint with Memphis in 2017. He served as the program's offensive coordinator from 1986-89 and returned to the Bluff City in the same capacity in 2012.

In January of 2017, Dickey returned to his offensive coordinator position that he held from 2012-15. He served as the assistant head coach for the 2016 campaign. Since returning to Memphis in 2012, Dickey has mentored the program's running backs.

In his most-recent tenure that began in 2012, Dickey has played an instrumental role in the program's turnaround and rise on college football's national landscape. In the two seasons prior to his arrival, the Tigers won only three games, but Dickey helped changed the program's image quickly.

The last three seasons, Dickey was a member of the Tigers coaching staff that led the program to a 27-12 record (.692 winning percentage), three-straight bowl appearances and a conference championship. The 27 wins are the most over a three-season period in Tigers history and also placed Memphis among the nation's top-25 college football programs for wins and winning percentage from 2014-16.

In his third season on staff, Dickey helped guide the Tigers to a share of the 2014 American Athletic Conference crown, the program's first league championship since 1971. Memphis posted a 10-3 record, tying the school record for most wins in a season (1938). The Tigers capped the 2014 campaign with a thrilling 55-48 double-overtime victory over BYU in the Miami Beach Bowl.

Memphis followed that season with a 9-4 record in 2015. The Tigers began the season 8-0 and climbed as high as No. 13 in the national polls. Memphis also debuted at No. 13 in 2015's first College Football Playoff (CFP) poll in early November. Memphis ended 2015 with its second-straight postseason appearance, this time an invitation to play in the Birmingham Bowl.

Success for the Tigers was much the same in 2016, even with a coaching change. Memphis posted a third-straight winning campaign (8-5 record) and a third-consecutive winning ledger in conference play (5-3). The Tigers earned a bowl invitation for the third year in a row, this time the Boca Raton Bowl. The three-straight bowls tied the school record for consecutive postseason appearances.

A major reason for Memphis' recent success has been Dickey's assistance in developing prolific offenses. In 2016, Dickey helped keep the offensive ship steady in the midst of the coaching staff turnover. The 2016 Tigers offense was the second-best offense in school history, finishing behind only the 2015 offense in total yards (6,028), points (505) and touchdowns (57). Dickey's ground attack in 2016 featured four backs, including American Athletic Conference Special Teams Player of the Year Tony Pollard, and the quartet accounted for over 96 percent of the rushing yards (1,997 of 2,071 yards). All four backs return for the Tigers – and Dickey – in 2017.

One of those four returning backs is Dorland Dorceus, who has developed his overall game under Dickey's tutelage. In 2016, Dorceus had his best campaign to date with 810 rushing yards and nine touchdowns. His 810 yards gave him 1,881 for his career, moving him up to the No. 10 spot on the school's all-time rushing list. He joined the 1,000 yards club as the 31st member in 2015. Dorceus also proved a receiving threat out of the backfield with 292 yards and four scores in his career.

The 2015 Tigers offense, with Dickey as offensive coordinator, rewrote the program's record book, setting season marks for scoring (522; 40.2 ypg), total touchdowns (59), passing yards

DICKEY AT A GLANCE

ALMA MATER

Kansas State, 1983

Bachelor's degree in Business Administration

PLAYING EXPERIENCE

1979-82: Kansas State (Quarterback)

FAMILY

Wife - Tory

Daughter - Meredith

COACHING EXPERIENCE

1985: Texas A&M

Graduate Assistant

1986-89: Memphis

Offensive Coordinator/Running Backs/Tight Ends

1990: Mississippi State

Assistant Coach - Quarterbacks/Running Backs

1991-93: LSU

Assistant Coach - Tight Ends

1994-96: UTEP

Assistant Head Coach/Offensive Coordinator

1997: SMU

Offensive Coordinator

1998-2006: North Texas

Head Coach

2007-08: Utah State

Offensive Coordinator/Quarterbacks

2009-10: New Mexico

Offensive Coordinator/Running Backs

2011: Texas State

Co-Offensive Coordinator/Running Backs

2012-15: University of Memphis

Offensive Coordinator/Assistant Head Coach/RBs

2016: University of Memphis

Assistant Head Coach/Running Backs (2016)

Offensive Coordinator/Running Backs (2017-Present)

(3,997), plays (1,028) and total yards (6,330). Memphis' offense also ranked among the national and American Athletic Conference leaders in 2015. The Tigers ranked in the top-20 nationally in scoring offense (11th), passing offense (18th), total offense (19th) and red zone offense (18th), and also was among the league's top-four squads in scoring offense (2nd), rushing offense (4th), passing offense (3rd), total offense (3rd) and red zone offense (3rd).

As it did in 2014, Dickey's running backs played an integral role in the team's high offensive numbers in 2015. For a second-straight season, the Tigers running backs rushed for over 2,000 yards (2,333; 179.5 ypg). Memphis rushed for 2,476 yards (190.5 ypg) in 2014. It was the first time the Tigers ran for 2,000 or more yards in consecutive seasons since 2004 and 2005. The Memphis rushing attack scored 29 touchdowns, which are tied for the third-most in a season in program history. Dickey's 2014 rushing corps accounted for 31 touchdowns, the second-highest total for a season in school history.

The 2014 campaign ended with a share of the American Athletic Conference championship and a Miami Beach Bowl title, and Dickey's running backs had a hand in one of the most-successful seasons in program history. His rushing attack led the league with 2,476 yards (190.5 ypg) and 31 touchdowns. The 2,476 yards were the seventh-most for a season in school history and the most for a campaign since 2008 (2,533). The 31 rushing scores were the second-most for a season in school history.

In 2014, Dickey mentored Brandon Hayes, a 2012 walk-on that finished his career as Memphis' fourth-leading all-time rusher (2,385 yards). Hayes' 949 rushing yards in 2014 were the eighth-most for a season in school history and the most by a Tiger

2017 MEMPHIS FOOTBALL

since 2009. Hayes completed his career with six 100-yard rushing performances – all under Dickey – and his six 100-yard rushing games are tied for the fifth-most in school history.

Dickey's second season (2013) was the program's transition year to the American Athletic Conference from Conference USA. In 2013, the Tigers averaged 313 yards of total offense and 138 rushing yards. Hayes finished 2013 with 860 yards and five touchdowns and became the first multi-year recipient of the team's Issac Bruce Offensive Player of the Year Award since DeAngelo Williams.

In his first season in the Bluff City in 2012, Dickey helped turn around a Memphis offense that set the stage for the high-powered attacks that followed from 2014-16. The 2012 Memphis improved its total offensive output by nearly 100 yards – 243 in 2011 to 327.1 in 2012 – in Conference USA games only. In league play, Dickey's running backs improved the team's rushing offense by 63 percent.

Dickey, who has nearly 30 years of collegiate coaching experience, joined the Memphis program after serving as co-offensive coordinator and running backs coach at Texas State in 2011. Texas State's rushing attack averaged 195 yards per game and scored 20 of the team's 35 offensive touchdowns. In seven of 12 games, the Bobcats tallied at least 200 yards rushing, and the squad registered at least 40 carries in nine games. The Bobcats finished the season with a 6-6 record and averaged 345 yards of total offense.

Dickey made his move to Texas State after spending two seasons as offensive coordinator and running backs coach at New Mexico. He also served as offensive coordinator at Utah State in 2007-08.

During his tenure at New Mexico, Dickey helped install an offense that featured Freshman All-America tight end Lucas Reed and some of the most talented newcomers in the Mountain West Conference. The newcomers included receiver Ty Kirk and running backs Demond Dennis and Kasey Carrier.

At Utah State, Dickey's 2008 offense produced 1,653 rushing yards, the school's highest total in nine seasons. In addition, Aggies signal-caller Diondre Borel was one of seven quarterbacks nationally to lead their respective teams in rushing and passing.

Dickey went to Utah State after serving nine years as the North Texas head coach from 1998-2006. He guided the Mean Green to four-consecutive Sun Belt Conference (SBC) championships from 2001-04 with a combined league record of 25-1. Dickey's overall record in SBC play was 29-11, including a 26-game conference win streak that stretched from 2001-05. North Texas participated in four-consecutive New Orleans Bowls from 2001-04.

He coached North Texas to nine wins for the first time in 23 years in 2003, after winning eight contests a year earlier. In the

2003 New Orleans Bowl, Dickey's squad suffered a 27-17 loss to Memphis. The Mean Green also had a 7-5 mark in 2004.

Under his direction, North Texas landed 70 players on All-SBC teams, including 39 first team selections. Dickey was named the head coach of the Sun Belt Conference's 30th Anniversary Team in 2004. Dickey also guided the Mean Green to its first bowl win in 57 years when North Texas defeated Cincinnati in the 2002 New Orleans Bowl.

North Texas produced back-to-back NCAA rushing leaders in Patrick Cobbs (2003) and Jamarion Thomas (2004). Cobbs led the nation with 152.7 yards per game in 2003, and Thomas repeated the feat with 180.1 yards per contest in 2004. In his final season at North Texas, Dickey suffered a heart attack on Oct. 13, 2006, but missed just one game. In a nine-month span, Dickey had his gall bladder removed, was diagnosed with diabetes and suffered a heart attack.

The offensive-minded Dickey went to North Texas after serving as offensive coordinator at SMU in 1997. That season, the Mustangs posted their first winning record since the program returned to the playing field in 1989 following the NCAA "Death Penalty."

He went to SMU after serving as assistant head coach and offensive coordinator at UTEP from 1994-96.

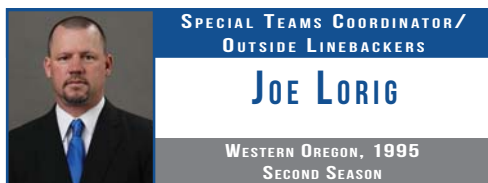
Dickey also was a tight ends coach at LSU from 1991-93, during which time the Tigers upset No. 1-ranked Alabama in Tuscaloosa in 1993. He went to LSU after serving as quarterbacks and running backs coach at Mississippi State in 1990. That season, the Bulldogs beat LSU for the first time in six seasons when running back Tay Galloway ran for 111 yards and two touchdowns.

Dickey was the offensive coordinator at Memphis from 1987-89, after serving one season as Tigers running backs coach in 1986. In his first coaching stint in the Bluff City, the Tigers upset SEC powers Alabama (1987) and Florida (1988). He also served as a graduate assistant at Texas A&M in 1985 when the Aggies won the Southwest Conference title and played in the 1986 Cotton Bowl.

Dickey is the son of Jim Dickey, who was head football coach at Kansas State from 1978-85. He played quarterback for his father and led the Wildcats to the 1982 Independence Bowl, the program's first bowl game. He also played in the 1982 Blue-Gray All-Star Game. Dickey graduated from Kansas State in 1983 with a degree in business administration.

He and his wife, Tory, have a daughter, Meredith.





Joe Lorig's second season at Memphis in 2017 is the veteran coach's 21st year at the collegiate level. Lorig, whose career includes eight seasons as a defensive coordinator and three years as a special teams coordinator, is the Tigers' special teams coordinator and outside linebackers coach.

Lorig's first season in the Bluff City saw immediate dividends on special teams. His 2016 special teams unit brought to an end what was believed to be the longest kick return for a touchdown drought in Football Bowl Subdivision (FBS) history. The span of time was nearly 21 seasons, but the 2016 Tigers special teams laid that record to rest and then some.

In the Oct. 6 win over Temple, freshman Tony Pollard took an Owls' kickoff and raced 95 yards for a touchdown, the first by a Memphis player since November of 1996. Not to stop there, Lorig's special teams ran back two more kickoffs for scores and set the program's season record for kick returns for touchdowns with three. Pollard had a second kick-return score (100 yards vs. Navy), and Darrell Henderson added another (99 yards vs. SMU). The three kick returns for touchdowns were tied for the FBS lead in 2016.

The Tigers also were fifth nationally and led the American Athletic Conference in kick returns with a 26.57 average. For his efforts, Pollard was named the league's Special Teams Player of the Year.

Under Lorig's guidance, Memphis had the second-best kick return defense in the country, allowing opponents a mere 16.04 yards per return and none returned for touchdowns. A major reason for the Tigers' success on kick return defense was Lou Groza semifinalist Jake Elliott's 64 touchbacks out of 92 kickoffs (69.6 percent). Elliott's 64 touchbacks led The American and was third nationally.

The Tigers punting unit also shined under Lorig. Memphis led The American and was eighth nationally in net punting at 41.10 yards. Spencer Smith, an All-American Athletic Conference first team pick, was the league's top punter at 45.2 yard per boot and nearly half of his 45 punts ended in fair catches by the opposition. He had 13 punts of 50 or more yards and placed 11 of his kicks inside the opponents' 20 yard line.

Lorig's first season in the Bluff City saw his outside linebacker corps help Memphis become one of the nation's most opportunistic defensive units, forcing opponents to turn the ball over 29 times in 2016. The 29 caused turnovers were tied for fifth nationally, and of those 29 turnovers, 13 were fumble recoveries, which were tied for sixth nationally.

Not only did the Tigers force turnovers, they capitalized on the opponents' miscues. Of the 29 turnovers by opponents, Memphis scored 17 times, including three defensive touchdowns (all interception returns for scores). The defense also ranked in top-20 in Football Bowl Subdivision (FBS) in turnover margin at +8, coming in at 18th nationally. The +8 turnover margin was the Tigers' best since the 2014 campaign when that squad was a +11 in turnover margin (11th nationally).

Lorig's outside linebacker group included the hybrid STAR position which featured two standouts in junior college transfer Jonathan Cook and redshirt freshman Austin Hall. Cook led the defense with 88 total hits and 72 solo stops and was second on the squad with eight PBU. He also had 5.5 TFL. Hall, a redshirt freshman in 2016, shined with 56 total tackles (sixth on team) and 7.5 TFL (tied second on team). He also had three PBU and one fumble recovery.

Prior to Memphis, Lorig served on the Utah State Aggies' staff for two seasons. In 2015, Lorig coached the safeties after

LORIG AT A GLANCE

ALMA MATER

Western Oregon, 1995
Law Enforcement

Western Oregon, 1997
Correctional Administration

PLAYING EXPERIENCE

1993-95: Western Oregon (Cornerback)
1991-93: Walla Walla College (Cornerback)

FAMILY

Wife - Becky
Children - Tyler, Jordan, Emma

COACHING EXPERIENCE

1997-98: Western Oregon
Assistant Coach - Secondary

1999-2000: Idaho State
Assistant Coach - Cornerbacks

2001-02: Idaho State
Assistant Coach - Linebackers

2003-06: Idaho State
Assistant Coach - Defensive Coordinator

2007: UTEP
Assistant Coach - Linebackers

2008-11: Central Washington
Assistant Head Coach/Defensive Coordinator

2012-13: Arizona State
Special Teams Coordinator/Cornerbacks

2014-15: Utah State
Assistant Coach - Linebackers

2016 - : University of Memphis
Special Teams Coordinator/Outside Linebackers

directing the team's linebackers the previous campaign (2014). Lorig worked with the Aggies' 2015 senior class that won 36 games during its playing career, the second-most wins by a four-year class in the program's history.

In his first season at Utah State (2014), Lorig helped the Aggies to the second-most wins in school history with a 10-4 overall record, including a 21-6 victory over UTEP in the Gildan New Mexico Bowl. The postseason win was the program's third straight. The following campaign in 2015, Utah State tied for second place in the Mountain West Conference (MW) Mountain Division with a 5-3 league record and earned a postseason bid to play in the Famous Idaho Potato Bowl.

The 2015 season saw Utah State rank 19th nationally in total defense (332.5 ypg) and 13th nationally in passing yards allowed (180.5 ypg). The Aggies' 12 fumbles recoveries ranked 11th nationally, and, all told, Utah State forced 22 turnovers.

Academically, Utah State earned recognition from the American Football Coaches Association (AFCA) as one of 65 institutions to receive the Academic Achievement Award for graduating 75 percent or more of its student-athletes. Lorig was a part of the Utah State program that saw its Graduation Success Rate (GSR) rank second (86 percent) in the Mountain West Conference, only behind Air Force.

During the 2014 season, Lorig coached a pair of Aggies linebackers – Zach and Nick Vigil – to All-Mountain West first team honors. Zach was named the Mountain West Defensive Player of the Year and a USA Today Sports All-America second-team pick, as well as earning All-America honors from three other organizations. Zach wrapped up his senior season with 156 tackles, including 9.0 sacks and 20.5 TFL. He ranked seventh nationally in tackles per game (11.1) and 13th in TFL per game (1.46).

Utah State's defense finished 2014 among the nation's top-30 in 10 statistical categories, including 12th in scoring defense (19.7 ppg; also first in MW). The Aggies also ranked na-



tionally in sacks per game (4th; 3.57), TFL per game (4th; 8.1), interceptions (8th; 19), defensive touchdowns (9th; 5), turnovers forced (11th; 30), passing efficiency defense (17th; 111.42), rushing defense (24th; 130.7 ypg), opponents' third-down conversion percentage (25th; .358) and total defense (30th; 356.1 ypg). Among the Mountain West Conference leaders, the Utah State defense was first or second in all the previously-listed statistical categories.

Lorig moved to Utah State after two seasons at Arizona State (2012-13), where he served as the special teams coordinator and cornerbacks coach.

In 2013, Lorig coached two cornerbacks who earned multiple Pac-12 accolades. Robert Nelson, an All-Pac-12 first team performer, ranked 19th nationally in interceptions per game (0.4), and Osahon Irabor was an All-Pac-12 second team selection. The Sun Devils defense ranked third nationally with 21 interceptions.

Lorig also coached placekicker Zane Gonzalez to 2013 Freshman All-America Team honors. Gonzalez ranked first in the Pac-12 and fifth nationally in field goals per game (1.8) and 29th nationally in field goal percentage (.833). Gonzalez's 25 made field goals tied an NCAA freshman record.

In 2012, Lorig coached a pair of Pac-12 honorable mention cornerbacks in Irabor and Deveron Carr. The duo combined for 21 passes defensed and helped Arizona State rank third nationally in passing yards allowed (167.9 ypg).

Under Lorig, punter Josh Hubner averaged a school-record 47.1 yards per punt in the 2012 campaign. Hubner's punting average led the Pac-12 and was second nationally. Hubner earned All-America team honors, including Lindy's (third team) and Sports Illustrated (honorable mention).

Prior to joining the Sun Devils staff, Lorig was the assistant head coach and defensive coordinator at Central Washington for four seasons (2008-11). During his time at Central Washington, the Wildcats posted a 34-12 overall record, won three Great Northwest Athletic Conference championships and earned two NCAA Division II Playoffs appearances. Lorig, whose defense

routinely was among the top-10 nationally in total defense, was named the 2010 American Football Coaches Association (AFCA) Division II Assistant Coach of the Year.

In 2009, Lorig's defense was first in NCAA Division II in scoring defense (11.9 ppg), third in rushing defense (58.6 ypg) and fourth in total defense (249.3 ypg). His efforts helped the Wildcats compile a 12-1 record, earn a No. 1 national ranking and advance to the NCAA Division II Playoffs quarterfinal round. Lorig was a finalist for FootballScoop.com's 2009 Division II Coordinator of the Year.

Lorig served as the linebackers coach at UTEP in 2007. Prior to UTEP, Lorig spent eight seasons as an assistant at Idaho State, serving as defensive coordinator from 2003-06.

Lorig's coaching career began as an assistant at Western Oregon, where he helped guide his alma mater to the 1997 Columbia Football Association crown and an NAIA postseason berth.

During his coaching career, Lorig has mentored several professional players, including Jared Allen, an NFL All-Pro defensive end; Pago Togafau, who has been a member of four NFL teams; Jeff Charleston, who has been a member of three NFL teams; Adam Bighill, a Division II All-American who was a rookie for 2011 Grey Cup champion British Columbia; Deveron Carr, who played for Tampa Bay in 2013; and Robert Nelson, who plays for Cleveland.

A two-time All-Northwest Athletic Association of Community Colleges honoree, Lorig began his collegiate playing career at cornerback for Walla Walla Community College. Following those two seasons, Lorig moved on to Western Oregon, where he played two years and was a team captain.

Lorig earned both his bachelor's degree in law enforcement (1995) and his master's degree in correctional administration (1997) from Western Oregon. A native of Edmonds, Wash., his family includes his wife, Becky, and children: son, Tyler, and daughters, Jordan and Emma.



WIDE RECEIVERS

DAVID JOHNSON

NICHOLLS STATE, 1995
SECOND SEASON

David Johnson is in his second season at Memphis in 2017 and works with the Tigers wide receivers.

Johnson's first season (2016) with the program's wide receivers was nothing short of spectacular. Johnson helped develop one of the top receivers in program history in Anthony Miller, and Miller put together one of the best seasons by a receiver. Miller, an All-American Athletic Conference second team pick, shattered season records for catches (95), yards (1,434), touchdowns (14) and 100-yard games (8). Phil Mayhue proved to be a great complement to Miller and hauled in 42 passes for 677 yards and four touchdowns. Mayhue (28) and Miller (25) both finished the 2016 with their streaks of games with a catch intact.

Johnson's receiving corps was a part of the second-most prolific offense in Tigers football history. The 2016 Memphis offense was second behind only 2015 in total yards (6,028) and points (505) for a season in school history. The Memphis offense also scored the second-most touchdowns (57) for a campaign in program history, including a school season-record 34 touchdown passes/receptions. The Tigers' 3,957 passing yards and 303 completions both were the third-most for a season in school history.

Prior to coming to the Bluff City, Johnson already was familiar with the Tigers program, spending four seasons (2012-15) at American Athletic Conference rival Tulane in New Orleans, La. While with the Green Wave, Johnson coached the running backs and tight ends.

Under Johnson's tutelage at Tulane, Sherman Badie (running back) and Charles Jones (tight end) earned 2014 Freshman All-America honors. Badie led the Green Wave in rushing yards (688) and rushing attempts (121) and had three of the longest rushing plays from scrimmage in Tulane history. Jones led the Green Wave tight ends with 21 catches for 192 yards and tied for the team lead with three touchdown receptions.

The previous season (2013), Johnson coached Orleans Darkwa to an 863-yard, 12-touchdown campaign. Darkwa's 12 touchdowns are the third-most for a season in Tulane history. The Green Wave posted a 7-5 record and earned a R+L Carriers New Orleans Bowl berth. Despite a setback in the postseason appearance, Darkwa was named the bowl's MVP with 83 yards rushing and three scores.

In between his collegiate coaching stints, Johnson served as head coach/offensive coordinator and receivers coach at St. Augustine High School in New Orleans, La., for three seasons. In his tenure from 2009-11, he directed the Purple Knights to a co-district title in 2010 and a district championship in 2011. He was named the 2011 District 10-4A Coach of the Year.

Among the players Johnson coached at St. Augustine was Tyrann Mathieu, who starred at LSU from 2010-11 and was a 2011 Heisman Trophy finalist. In 2011, Mathieu also was named the Chuck Bednarik Award winner (nation's best defensive player), Southeastern Conference (SEC) Defensive Player of the Year, consensus All-American and All-SEC first team. In the 2013 NFL Draft, Mathieu was selected by the Arizona Cardinals, and he earned NFL All-Pro honors in 2015.

Johnson's first college coaching post was from 2005-08 at Millsaps College in Jackson, Miss., where he served as the wide receivers/tight ends/special teams (returns) coach and recruiting coordinator. Johnson helped the Majors win the 2006 Southern Collegiate Athletic Conference (SCAC) title and tie for the 2008 SCAC crown. In his three seasons, Millsaps compiled a 26-7 overall record and a 19-1 SCAC mark, including two undefeated conference campaigns in 2006 (6-0) and 2008 (7-0).

JOHNSON AT A GLANCE

ALMA MATER

Nicholls State, 1995

Bachelor's degree in Education

PLAYING EXPERIENCE

1991-93: Nicholls State (Wide Receiver)

Third-leading receiver in school history on graduation

1999: New Orleans Thunder/Regional Football League (WR)

FAMILY

Wife - Akeia

Children - Jermain, De'Von, Karaaz

COACHING EXPERIENCE

1997-00: John F. Kennedy High School (La.)

Offensive Coordinator/Wide Receivers/Tight Ends

2000-05: O. Perry Walker High School (La.)

Offensive Coordinator/Wide Receivers/Tight Ends

2005: St. Augustine High School (La.)

2005-09 : Millsaps College

WR/TE/Special Teams/Recruiting Coordinator

2009-11: St. Augustine High School (La.)

Head Coach/Offensive Coordinator

2011 District 10-4A Coach of the Year

2012-15: Tulane

Assistant Coach - Running Backs/Tight Ends

2016-Present: University of Memphis

Assistant Coach - Wide Receivers

The 2008 Majors team was ranked as high as No. 3 in the nation.

At Millsaps, Johnson coached 15 receivers that earned All-SCAC honors over a four-year period, including Eric McCarty, who finished his career as the program's all-time leader in receptions and touchdowns scored. Another Johnson pupil at Millsaps was Chris Jackson, who won the Canadian Football League's (CFL) Grey Cup as a member of the Calgary Stampedo. Johnson also coached Milton Collins, who played for CFL's Calgary Stampedo.

Prior to making his first jump to the collegiate ranks, Johnson coached at the high school level in Louisiana. His third stop was a short stint at St. Augustine High School in 2005, but it was one that laid the groundwork for a future position with the school. Before coaching his first game at St. Augustine High School that season, Johnson jumped to Millsaps.

Johnson began his coaching career at his alma mater, John F. Kennedy High School, in 1997. He also coached at O. Perry Walker High School from 2000-05, serving as offensive coordinator and wide receivers/tight ends coach.

Johnson helped the Charging Bucs to the 2002 Louisiana state title game and three-consecutive district championships from 2002-04. Johnson also coached seven receivers to 1,000-yard seasons, and under his guidance, 18 players went on to play NCAA Division I football, including 11 from the class of 2002. One of his pupils at O. Perry Walker was receiver Craig Davis, who played for the LSU Tigers and the NFL's San Diego Chargers.

Johnson played his collegiate football at Nicholls State from 1991-93. A two-time All-Southland Conference (SLC) honorable mention selection in 1992 (receiver) and 1993 (receiver/punt returner), Johnson led the Colonels in receiving both seasons. In his final two campaigns, Johnson's receiving numbers totaled 50 catches for 990 yards (19.8 ypg) and eight touchdowns.

The New Orleans, La., native graduated from Nicholls State in 1995 with a bachelor's degree in general education. He spent the 1999 season playing receiver for the New Orleans Thunder in the Regional Football League.

He and his wife, Akeia, have three children: Jermaine, De'Von and Karaaz.

2017 MEMPHIS FOOTBALL



Ryan Silverfield, a longtime coaching veteran at the high school, college and NFL levels, is in his second season at Memphis in 2017 and serves as the Tigers offensive line coach and run game coordinator.

Silverfield's offensive line was a primary reason for the 2016 Tigers offense being the second-most prolific in school history. The 2016 Memphis offense was second behind only 2015 in total yards (6,028) and points (505) for a season in school history. The Memphis offense also scored the second-most TD (57) for a campaign in program history, including a school season-record 34 TD passes. The Tigers' 3,957 passing yards and 303 completions both were the third-most for a season in school history.

Under Silverfield's tutelage, the offensive line blocked for QB Riley Ferguson, who put together the second-best passing season in program history. Ferguson's 3,698 yards and 280 completions both are second and his 443 attempts are tied for first on the Tigers season charts. He tossed 32 TD passes to set a program season mark. Ferguson had seven 300-yard passing performances, the second-most for a season in school history.

Silverfield's line also paved the way for Doroland Dorceus to move up 19 spots (No. 29 to No. 10) on program's all-time rushing list. Dorceus ran for over 800 yards in 2016 and takes 1,881 career yards into the 2017 campaign. Dorceus was a part of the squad's quartet at running back that produced over 2,000 yards on the ground, and all four backs return in 2017.

Off the field, Silverfield worked tirelessly in recruiting, and for his efforts, he was named one of the American Athletic Conference's top recruiters. Silverfield was ranked the fourth-best recruiter in *The American* by 247sports.com

In joining Mike Norvell's staff at Memphis in 2016, Silverfield brought over 18 years of experience of coaching in high school, college and NFL. He still remains the only coach to have worked with an NCAA single-season rushing leader and an NFL single-season rushing leader in a career. At the NCAA level, Silverfield helped tutor Kevin Smith at UCF, and the junior running back led college football with 2,567 yards in 2007. Five seasons later in 2012, Silverfield was a member of the Minnesota Vikings coaching staff, and his offensive line helped pave the way for Adrian Peterson's 2,097 yards, the second-best, single-season rushing performance in NFL history.

Just prior to coming to Memphis, Silverfield spent the last half of the 2015 football campaign with the NFL's Detroit Lions. In a mid-season staff shake-up, the Lions brought in Silverfield as an assistant offensive line coach, and the hire paid immediate dividends. His tenure with the Lions was Silverfield's second stint in the NFL.

Before Silverfield's arrival, the Lions had a 2-7 record, and, in the three games just before he came on board, Detroit's offensive line allowed 15 sacks for 105 yards. In the season's final stretch, Silverfield helped mold an offensive line that propelled the Lions to a 5-2 record. The Lions' offensive line allowed just over three sacks per game in the last seven contests, and quarterback Matthew Stafford thrived behind Silverfield's new-look offensive line. In the seven games with Silverfield on staff, Stafford threw 17 touchdowns and only one interception. Prior to that, Stafford had 15 touchdowns and 12 interceptions.

Preceding his 2015 mid-season jump to the NFL, Silverfield was a senior offensive analyst on head coach Todd Graham's Arizona State staff. In his short time in Tempe, Ariz., the Sun Devils posted a 5-5 record on their way to a final 6-6 regular-season mark and a Motel 6 Cactus Bowl berth.

SILVERFIELD AT A GLANCE

ALMA MATER

Hampden-Sydney College, 2003

Bachelor's degree in Economics

FAMILY

Wife - Mariana

COACHING EXPERIENCE

1999: The Bolles School

Assistant Coach

2000: Hampden-Sydney College

Offensive Assistant

2001-02: Hampden-Sydney College

Defensive Line Coach

2003: Hampden-Sydney College

Tight Ends, H-backs

2004: Memorial Day High School

Head Coach

2005: Jacksonville University

Quarterbacks Coach

2006-07: UCF

Graduate Assistant (Offense), 2006

Graduate Assistant (Defense), 2007

2008-10: Minnesota Vikings

Offensive Quality Control Staff, Defensive Line Staff Assistant

2011-13: Minnesota Vikings

Assistant Offensive Line Coach

2014: University of Toledo

Offensive Line Coach/Offensive Consultant

2015: Arizona State

Senior Offensive Analyst

2015: Detroit Lions

Assistant Offensive Line Coach

2016-Present: University of Memphis

Assistant Coach - Offensive Line (2016)

Run Game Coordinator/Offensive Line (2017-Present)

Silverfield served as the offensive line coach and offensive consultant at Toledo in 2014 and helped the Rockets to a 9-4 overall record and a 7-1 Mid-American Conference (MAC) mark. Toledo tied for the MAC West crown and earned a GoDaddy.com Bowl berth. The Rockets' nine wins were the most since 2001, and Toledo's 63-44 bowl victory over Arkansas State was its first postseason win since 2011.

Silverfield's offensive line helped put one of the most prolific offensive seasons in Toledo football record book. The 2014 Rockets offense set school records for total offense, total rushing yardage and first downs per game and also ranked among the program's top-five in points per game (2nd), touchdowns scored (3rd) and rushing touchdowns (3rd).

Leading the charge on Silverfield's offensive line was Greg Mancz, the 2014 Vern Smith Award/MAC Player of the Year award recipient. Mancz, also an All-America second team selection, became the first offensive lineman in MAC history to be honored as the league's Player of the Year. Fellow linemen Josh Hendershot and Jeff Myers joined Mancz earning All-MAC recognition.

Silverfield's offensive line proved fruitful for the 2014 Rockets' attack. Toledo led the MAC in scoring offense, total offense, rushing offense and first downs. Rockets running back Kareem Hunt led the MAC in rushing (1,631 yards) and was tops in the nation in yards per carry (8.0). Hunt was an All-MAC first team pick and also earned GoDaddy.com Bowl MVP honors (271 yards/5 touchdowns).

Before jumping back to the collegiate ranks, Silverfield spent six seasons on the Minnesota Vikings staff. In his time in Minnesota, Silverfield helped the Vikings to two NFC North Division

COACHES AND STAFF

crowns and three NFL playoffs appearances, including a trip to the 2009 NFC championship game. Silverfield began his Vikings' stint as an offensive quality control staffer, before moving to a defensive line staff assistant in 2009 and 2010. He moved to the offensive side from 2011-13, assisting Jeff Davidson with the offensive line.

It was in the midst of his three years working with the Minnesota offensive line that Peterson had one of the most-prolific, single-season rushing performances in NFL history. In 2012, Peterson ran for a league-best 2,097 yards, falling just eight yards shy of Eric Dickerson's NFL record of 2,105. Peterson was named the 2012 NFL MVP.


Prior to his time in the NFL, Silverfield spent the 2006 and 2007 seasons at UCF. In his two campaigns in Orlando, Fla., he served as an offensive graduate assistant his first season and moved to a defensive graduate assistant spot in 2007. Silverfield was a member of the 2007 Knights staff that led the squad to a 10-4 record, a 7-1 Conference USA mark and the C-USA East Division crown. UCF defeated Tulsa – with Norvell on staff – in the C-USA championship game and earned the league's AutoZone Liberty Bowl berth.

As an offensive graduate assistant, Silverfield worked with Smith in 2006. That season – Smith's sophomore campaign – he rushed for 934 yards in only nine games, setting up his explosive junior – and NCAA rushing champion – season in 2007. In his season working with the Knights defense, UCF ranked among the top-four in C-USA in scoring defense, rushing defense, passing defense and turnovers forced. The Knights held half of their opponents to 20 or fewer points in the 2007 campaign.

The season prior to his time at UCF (2005), Silverfield served as the quarterbacks coach at Jacksonville University. The Dolphins finished the 2005 campaign with a 4-4 overall record and a 2-1 Pioneer Football League (PFL) mark.

A 2003 Hampden-Sydney College (Va.) graduate, Silverfield coached four seasons at his alma mater, starting as an offensive assistant in 2000. Then, at age 20, he was tapped as the Tigers defensive line coach and spent two seasons at that post (2001-02). In 2003, Silverfield moved back to offense and coached the tight ends and H-backs. That season, the Tigers went 9-1 and had the nation's No. 1 scoring offense in the country (47.0 ppg). Hampden-Sydney scored 45 or more points in seven of its 10 games in 2003.

Silverfield's lone season as a prep coach came in 1999 at his alma mater, The Bolles School in Jacksonville, Fla. He played for the Bulldogs and was a member of two Florida state championship teams (1995, 1998). During his playing career, Silverfield helped Bolles to a No. 1 ranking in the USA Today Super 25 national high school football poll. Immediately after his playing career, Silverfield jumped to the coaching ranks as a Bolles School assistant in 1999.



Kenny Dillingham is in his second season at Memphis and was promoted to assistant coach over the Tigers quarterbacks and tight ends in January of 2017. In his first season in the Bluff City in 2016, Dillingham served as a graduate assistant coach who worked with the program's quarterbacks.

Dillingham was a member of the offensive staff that molded the 2016 Tigers into the second-best unit in program history. The 2016 Memphis offense racked up numbers that were second only to the 2015 squad in both total yards (6,028) and points scored (505) for a season in school history. The Memphis offense also scored the second-most touchdowns (57) for a campaign in program history, including a school season-record 34 touchdown

passes. The Tigers' 3,957 passing yards and 303 completions both were the third-most for a season in school history.

Under Dillingham's guidance, Riley Ferguson, a first-year Football Bowl Subdivision (FBS) starter, blossomed at quarterback in 2016. Ferguson's 3,698 yards and 280 completions both are second and his 443 attempts are tied for first on the Tigers season charts. He tossed 32 touchdown passes to set a program season mark. Ferguson had seven 300-yard passing performances, the second-most for a season in school history. After only one season, Ferguson's name also appears on Tigers career lists for completions (6th), attempts (8th), yards (7th), touchdowns (4th) and 300-yard passing games (4th).

Dillingham, who worked with tight ends at Arizona State, resumes that role as well at Memphis in 2017. Dillingham is charged with carrying on the recent Tigers tradition of solid tight ends. The program's last two tight ends, Alan Cross and Daniel Montiel, both earned All-American Athletic Conference honors. Cross earned first team honors in 2014 and also received honorable mention recognition in 2015. Montiel followed with first team accolades in 2016.

Prior to coming to Memphis, Dillingham served on the Arizona State staff as an offensive assistant in 2014-15. In his time with the Sun Devils, he worked directly with the tight ends and also assisted in recruiting, with his primary focus being the state of Arizona.

Before joining the collegiate football ranks, Dillingham served as a coach in the Athletes in Training program from 2008-10. He also worked for the City of Scottsdale (Ariz.) as a football camp manager from 2009-13. Over that same period of time, Dillingham served in several capacities – from freshman coach to offensive coordinator – with the Chaparral High School.

DILLINGHAM AT A GLANCE

ALMA MATER

Arizona State, 2012

Business/Economics

FAMILY

Fiancé - Brianna Plimpton

COACHING EXPERIENCE

2007-12: City of Scottsdale, Ariz.

Football Camp Manager

2007-12: Chaparral High School

Assistant Coach/Quarterbacks Coach

2013: Chaparral High School

Offensive Coordinator/Quarterbacks Coach

No. 1 offense in state of Arizona

2014-15: Arizona State

Offensive Assistant

2016: University of Memphis

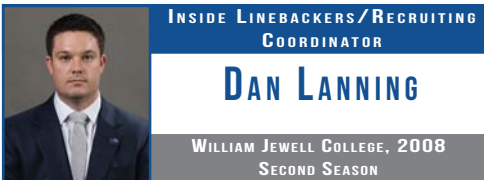
Graduate Assistant/Quarterbacks

2017-Present: University of Memphis

Quarterbacks and Tight Ends Coach



2017 MEMPHIS FOOTBALL



INSIDE LINEBACKERS/RECRUITING
COORDINATOR

DAN LANNING

WILLIAM JEWELL COLLEGE, 2008
SECOND SEASON

Dan Lanning is in his second season at Memphis in 2017 and works with the squad's inside linebackers and serves as the program's recruiting coordinator.

In his first year in the Bluff City, Lanning made immediate impacts on and off the field for the Tigers. Lanning helped coach one of the nation's most opportunistic defensive units, forcing opponents to turn the ball over 29 times in 2016. The 29 caused turnovers were tied for fifth nationally, and of those 29 turnovers, 13 were fumble recoveries, which were tied for sixth nationally.

Not only did the Tigers force turnovers, they capitalized on the opponents' miscues. Of the 29 turnovers by opponents, Memphis scored 17 times, including three defensive touchdowns (all interception returns for scores). The defense also ranked in top-20 in Football Bowl Subdivision (FBS) in turnover margin at +8, coming in at 18th nationally. The +8 turnover margin was the Tigers' best since the 2014 campaign when that squad was a +11 in turnover margin (11th nationally).

Lanning helped in the development of Genard Avery, an All-American Athletic Conference first team pick in 2016. Avery led the team in TFL, sacks and QB hurries and tied for team-high honors with two interceptions. He returned both interceptions for scores and was second on the team in total tackles (81).

Off the field, Lanning led the coordinated effort that landed the best signing class in school history in February of 2017. Memphis' 2017 signing class was second among the American Athletic Conference programs and in the top-half of the Football Bowl Subdivision (FBS).

Before coming to Memphis, Lanning spent the 2015 season at Alabama as a graduate assistant coach with the outside linebackers, and he also held positions at Pittsburgh (2011), Arizona State (2012-13) and Sam Houston State (2014). It is the third time Lanning has worked with Tigers head coach Mike Norvell, as both were on staffs at Pittsburgh and Arizona State.

At Alabama, Lanning was a member of the coaching staff that guided the Crimson Tide to the 2015 College Football Playoff (CFP) national title. Alabama defeated Clemson 45-40 in the CFP championship game in Glendale, Ariz. The Crimson Tide posted a 14-1 record and won the Southeastern Conference crown with a 29-15 victory over Florida in the league championship game.

Lanning worked with a Crimson Tide defense that ranked top-10 nationally in five statistical categories: total defense (3rd), rushing defense (1st), passing efficiency defense (8th), scoring defense (3rd) and third down conversion defense (7th).

Prior to his one season in Tuscaloosa, Lanning spent the 2014 campaign at Sam Houston State, where he helped guide the Bearkats to an 11-5 record, the Southland Conference crown (7-1 SLC record) and a Football Championship Series (FCS) playoffs appearance. Sam Houston State, playing in its fourth-straight FCS playoffs, advanced to the semifinal round before falling to eventual national champion North Dakota State.

At Sam Houston State, Lanning coached the defensive backs and served as the program's co-recruiting coordinator, with a special recruiting emphasis on Houston, south Texas and the Lone Star State's Golden Triangle area. In 2014, Lanning coached a secondary that returned only one starter from the Bearkats 2013 FCS playoffs squad, but quickly molded the inexperienced group into a cohesive unit that played a key role in the team's SLC championship run. Lanning mentored three Bearkats defensive backs that earned All-Southland Conference honors, including Trenier Orr who also was named an All-American.

Lanning spent the 2012 and 2013 seasons on head coach Todd Graham's staff at Arizona State – the second time Lanning

LANNING AT A GLANCE

ALMA MATER

William Jewell College, 2008
Two Bachelor's degrees in physical education and secondary education

William Woods University
Master's degree secondary administration

PLAYING EXPERIENCE

2004-08: William Jewell College (Linebacker)

FAMILY

Wife - Sauphia
Children - Caden, Kniles, Titan

COACHING EXPERIENCE

2008-10: Park Hill South High School

Assistant Coach (DB, WR, Special Teams)

2011: Pittsburgh

Graduate Assistant (Defense)

2012-13: Arizona State

Graduate Assistant (2012)
On campus recruiting coordinator/defensive asst (2013)

2014: Sam Houston State

Assistant Coach (DBs/co-recruiting coordinator)

2015: Alabama

Graduate Assistant (OLB)

2016 - University of Memphis

Assistant Coach (ILB/Recruiting Coordinator)

and Norvell were together in their careers. Lanning started his Sun Devils career as a graduate assistant in 2012, before moving to the on-campus recruiting coordinator/defensive assistant in 2013.

In 2012, Lanning's graduate assistant post had him working with the Sun Devils' outside linebackers and nickelbacks. He helped develop an Arizona State defense that ranked top-five nationally in four statistical categories: TFL (1st), sacks (2nd), pass defense (3rd) and passes intercepted (4th). The Sun Devils posted an 8-5 record and defeated Navy 62-38 in the Kraft Fight Hunger Bowl at AT&T Park in San Francisco, Calif.

The following season (2013), Lanning moved to his on-campus recruiting coordinator/defensive assistant position and helped lead Arizona State to a 10-4 record, the Pac-12 South crown and a National University Holiday Bowl appearance. The Sun Devils were ranked in the national polls nine weeks in 2013, including the final seven weeks. Arizona State climbed as high as No. 11 in the Associated Press (AP) poll, the program's highest ranking since the 1996 campaign.

Lanning, who served as the lead recruiter in Kansas and the Mississippi junior colleges, helped Arizona State land a top-20 recruiting class. On the field, he helped develop a defense that ranked top-10 nationally in turnovers gained (5th), passes intercepted (3rd) and penalties against (6th) in 2013.

Before his time with Graham and Norvell in Tempe, Ariz., Lanning spent one season with both at Pittsburgh in 2011. Lanning began his collegiate coaching career as a graduate defensive assistant on the Panthers staff. In his role, Lanning served as the assistant defensive backs coach and as a lead recruiter for several states in the Northeast.

In 2011, the Pittsburgh defense ranked nationally in sacks (3rd), TFL (12th) and rushing defense (21st). The Panthers went 6-6 overall and 4-3 in the BIG EAST Conference and earned a BBVA Compass Bowl berth. Following the 2011 regular season, Lanning moved into the role as defensive backs coach prior to and during the team's bowl appearance in Birmingham, Ala. Lanning's promotion came as a result of Graham leaving to take over the Arizona State program prior to the Panthers' bowl game. In the spring of 2012, Lanning moved again to defensive quality

COACHES AND STAFF

control, assisting with the linebackers and working with the defensive coordinator in all aspects of the defense's preparation.

Lanning began molding his defensive philosophy with his coaching start at Park Hill South High School in Riverside, Mo., from 2008-10. In his three seasons there, he served as an assistant football coach with a special emphasis on special teams, defensive backs and wide receivers.

A Richmond, Mo., native, Lanning played linebacker at William Jewell College, located in Liberty, Mo. He earned two Bachelor of Science degrees in physical education and secondary education in 2008. Two years later, Lanning completed coursework for his master's degree in secondary administration from William Woods University in Fulton, Mo.

Lanning and his wife, Sauphia, have three sons: Caden, Kniles and Titan.



Marcus Woodson is in his second season at Memphis in 2017, bringing more than a decade of coaching experience to his position as the Tigers defensive backs coach.

In 2016, Woodson's defensive backfield helped the Tigers become one of the nation's most opportunistic units, forcing opponents to turn the ball over 29 times. The 29 caused turnovers were tied for fifth nationally, and of those 29 turnovers, 13 were fumble recoveries, which were tied for sixth nationally.

Not only did the Tigers force turnovers, they capitalized on the opponents' miscues. Of the 29 turnovers by opponents, Memphis scored 17 times, including three defensive touchdowns (all interception returns for scores). The defense also ranked in top-20 in Football Bowl Subdivision (FBS) in turnover margin at +8, coming in at 18th nationally. The +8 turnover margin was the Tigers' best since the 2014 campaign when that squad was a +11 in turnover margin (11th nationally).

As part of the turnover-creating defense, Woodson's defensive backfield helped Memphis total 16 picks in 2016, the second-most by a Tigers squad since 2000 (trails only 2014 team with 17). Of those 16 interceptions, 11 were by Woodson's secondary. The leader of Woodson's 2016 defensive backs was Arthur Maulet, and he flourished in his final collegiate season. Maulet led the team with 13 pass break-ups and tied for team honors with two interceptions. From his secondary position, Maulet logged 7.5 TFL and 4.5 sacks. In May of 2017, Maulet signed a free agent contract with his hometown New Orleans Saints.

In his previous collegiate coaching stints at Fresno State, Charleston Southern and Millsaps College, Woodson developed 10 all-conference players.

Prior to joining the Memphis staff, Woodson spent two seasons as the defensive backs coach at Fresno State. In 2014, he mentored All-Mountain West Conference first-team defensive back Derron Smith, who was an NFL Draft sixth-round pick by the Cincinnati Bengals. Woodson also instrumental in helping lead Fresno State to a 2014 Hawaii Bowl appearance.

From 2009-13, Woodson served as the defensive backs coach at Charleston Southern University. He added the defensive passing game coordinator title before the 2012 season. In 2013, Charleston Southern finished the campaign with a 10-3 record and a No. 22 national ranking under first-year head coach Jamey Chadwell. The Buccaneers finished the season with the nation's No. 3 pass defense. In his five seasons at Charleston Southern, Woodson developed five All-Big South Conference players.

Before his time in Charleston, S.C., Woodson served an integral role in leading Millsaps College to three-consecutive South-

ern Collegiate Athletic Conference (SCAC) championships from 2006-08. In 2008, Millsaps finished with an 11-1 record and a No. 12 national ranking. In his three seasons at the Jackson, Miss., school, Woodson coached four All-SCAC performers.

Before jumping to the coaching ranks, Woodson was a two-year starter at defensive back during the David Cutcliffe era at Ole Miss. He was a member of Rebels teams that earned four post-season trips to the Independence Bowl (1999), Music City Bowl (2000), Independence Bowl (2002) and Cotton Bowl (2003).

A 2003 University of Mississippi graduate, Woodson earned his Bachelor of Arts degree in political science. He also was selected for the Senior Leadership Unity Council.

Prior to his collegiate career, Woodson starred at Moss Point High School, where he earned Mississippi Class 5A All-State honors in 1996 and 1997. Woodson helped lead Moss Point to the Mississippi Class 5A state titles both seasons.

He and his wife, Chastity, have two sons.

WOODSON AT A GLANCE

ALMA MATER

Ole Miss, 2003

Bachelor's degree in Political Science

PLAYING EXPERIENCE

1999-2003: Ole Miss (DB)

2004: Jacksonville State (DB)

FAMILY

Wife - Chastity

Children - Carter

COACHING EXPERIENCE

2004: Jacksonville State

Student coach

2005-08: Millsaps College

Defensive Backs

2009-13: Charleston Southern

Defensive Backs

2014-15: Fresno State

Defensive Backs

2016 - : University of Memphis

Defensive Backs



2017 MEMPHIS FOOTBALL



DEFENSIVE LINE

PAUL RANDOLPH

UT MARTIN, 1990
SECOND SEASON

Paul Randolph is in his second season on Mike Norvell's Memphis staff as the defensive line coach. The two coaches are familiar with each other, having previously served together on staffs at Arizona State, Pittsburgh and Tulsa.

In his first year in the Bluff City, Randolph helped develop one of the nation's most opportunistic defensive units, forcing opponents to turn the ball over 29 times in 2016. The 29 caused turnovers were tied for fifth nationally, and of those 29 turnovers, 13 were fumble recoveries, which were tied for sixth nationally.

Not only did the Tigers force turnovers, they capitalized on the opponents' miscues. Of the 29 turnovers by opponents, Memphis scored 17 times, including three defensive touchdowns (all interception returns for scores). The defense also ranked in top-20 in Football Bowl Subdivision (FBS) in turnover margin at +8, coming in at 18th nationally. The +8 turnover margin was the Tigers' best since the 2014 campaign when that squad was a +11 in turnover margin (11th nationally).

Two Randolph pupils – Jared Gentry and Jonathan Wilson – had solid seasons up front for the Tigers in 2016. Gentry doubled his tackle output from his freshman campaign (2015) to last season and had three TFL and one fumble recovery that he returned for 40 yards. Gentry's fumble return led to a touchdown. Wilson, in only his freshman season, made eight starts and created havoc for opposing offenses. Wilson logged six TFL, three sacks, two PBU and two QB hurries. He also returned an interception 61 yards for a score.

At Arizona State, Randolph spent his first three seasons (2012-14) as the program's associate head coach, co-defensive coordinator and defensive line coach. In those three campaigns, the Sun Devils posted a 28-12 overall record and a 19-8 Pac-12 Conference mark. The 2013 and 2014 teams had 10-win seasons, and the 2013 squad won the Pac-12 South crown. The Sun Devils earned bowl trips all three seasons and recorded victories in two of their postseason appearances.

In the three seasons, Randolph saw five of his defensive linemen earn All-Pac-12 honors a total of six times. Among those five honorees was defensive tackle Will Sutton, who was a 2012 consensus All-America selection and the 2012 and 2013 Pac-12 Conference Morris Trophy recipient as the league's Defensive Player of the Year. Sutton was the Sun Devils' first consensus All-America since 2007 and became only the third defensive lineman in Pac-12 Conference history to win consecutive Morris Trophies since league began awarding the honor in 1980. Four of his five All-Pac-12 performers were either drafted or signed free agent contracts with NFL squads.

Each of Randolph's three seasons coaching the Arizona State defensive line saw one of his pupils lead the squad in sacks and TFL. Sutton led the Sun Devils in both sacks and TFL in 2012, and Marcus Hardison topped the defense in both statistical categories in 2014. Carl Bradford was the team leader in TFL in 2013 and shared the most-sacks honor that season with fellow lineman Davon Coleman.

In 2013, the Randolph-led Sun Devils defense was among the nation's best and helped lead Arizona State to a 10-4 record, the Pac-12 South crown and a National University Holiday Bowl appearance. The Sun Devils were ranked in the national polls nine weeks in 2013, including the final seven weeks. Arizona State climbed as high as No. 11 in the Associated Press (AP) poll, the program's highest ranking since the 1996 campaign.

The 2013 defense continued the program's streak of forcing at least one turnover per game to 29-straight contests, in addition to scoring 37 points off the opponents' miscues that season.

RANDOLPH AT A GLANCE

ALMA MATER

UT Martin, 1990

Electrical Engineering

Inducted in to the UTM Athletics Hall of Fame in 1999

PLAYING EXPERIENCE

1984-87: UT Martin (Linebacker)

1988-95: Winnipeg Blue Bombers (CFL)

Inducted in to the Blue Bombers Hall of Fame in 2002

1996-97: Montreal Alouettes (CFL)

FAMILY

Wife - Mia

Children - Patrick and Mya

COACHING EXPERIENCE

1998: UT Martin

Assistant Coach - Linebackers

1999: Valdosta State

Assistant Coach - Defensive Line

2000: Illinois State

Assistant Coach - Defensive Line & Special Teams

2001: Toledo

Assistant Coach - Defensive Line/Special Teams

2002: West Virginia

Assistant Coach - Defensive Line/Special Teams

2003-05: Alabama

Assistant Coach - Defensive Ends

2006: Rice

Assistant Coach (Assistant Head Coach/
Defensive Coordinator/Linebackers)

2007-10: Tulsa

Executive Senior Associate Head Coach/
Co-Defensive Coordinator/Defensive Line

2011: Pittsburgh

Executive Associate Head Coach/
Co-Defensive Coordinator/Defensive Line

2012-15: Arizona State

Associate Head Coach/Co-Defensive Coordinator/
Defensive Line Coach/Associate AD-Championship Life

2016 - : University of Memphis

Assistant Coach (Defensive Line)

The Arizona State defense ranked top-10 nationally in three-and-outs (5th; 5.71/game), turnovers gained (5th), passes intercepted (3rd) and penalties against (6th).

In Randolph's first season in Tempe, Ariz., he had the 2012 Sun Devils defense not only stopping foes but scoring points itself. The Arizona State defense scored 33.1 percent of the team's points (165-of-499), and also ranked top-10 nationally in TFL (1st; 9.0 avg.), sacks (2nd; 4.0 avg.), pass defense (3rd) and passes intercepted (4th). The Sun Devils posted an 8-5 record and defeated Navy 62-38 in the Kraft Fight Hunger Bowl at AT&T Park in San Francisco, Calif.

Randolph spent the 2015 campaign in an off-field role as Arizona State's associate athletic director for championship life.

Prior to Arizona State, Randolph spent the 2011 campaign at Pittsburgh, where he helped mold the Panthers defense into one of the country's best. The 2011 Pittsburgh defense ranked nationally in sacks (3rd; 3.31 avg.), TFL (12th) and rushing defense (21st). The Panthers went 6-6 overall and 4-3 in the BIG EAST Conference and earned a BBVA Compass Bowl berth.

Randolph's coaching path first crossed with Memphis when he worked with then-Conference USA foes Rice (2006) and Tulsa (2007-10). In his lone season at Rice, Randolph served as assistant head coach, defensive coordinator and linebackers coach. After a slow start to the 2006 season, the Owls turned it on with a six-game win streak to close the regular season and finished

with a 7-5 overall record and a 6-2 C-USA mark. The six-game win streak was the program's longest since 1949. With their 7-5 record, the Owls earned the school's first bowl berth since 1961, accepting an invitation to play in the R+L Carriers New Orleans Bowl.

The following season (2007), Randolph moved with head coach Todd Graham to Tulsa, and success quickly followed there as well. During his four seasons at Tulsa from 2007-10, Randolph was a member of the coaching staff – which also included Norvell – that directed the Golden Hurricane program to unprecedented heights.

In the four-year run, Tulsa compiled a 36-17 record and a 22-10 C-USA mark, three double-digit win campaigns, three C-USA West Division titles, two C-USA championship game appearances and three postseason bowl wins. Tulsa won its three bowl games by an average margin of 38.3 points per game, as Randolph's defense held the Golden Hurricane's three bowl opponents to 18.3 points. Under Randolph's guidance, the 2010 Tulsa defense finished the campaign among the nation's statistical leaders in interceptions (1st; 24) and turnovers forced (3rd; 36).

Before his time in Conference USA, Randolph was the defensive ends coach at Alabama from 2003-05. In 2005, the Crimson Tide defense ranked top-10 nationally in scoring defense (1st; 10.7 ppg), total defense (2nd; 255.1 ypg), pass defense (5th; 160.8 ypg) and rushing defense (9th; 94.3 ypg). On the recruiting trail for Alabama, Randolph was named as one of college football's top-25 recruiters by Rivals.

Randolph began his collegiate coaching career at his alma mater, UT Martin, in 1998, serving as the Skyhawks' linebackers coach. He also held coaching posts at Valdosta State (1999/defensive line), Illinois State (2000/defensive line), Toledo (2001/defensive line-special teams) and West Virginia (2002/defensive line-special teams).

Randolph played his collegiate career at UT Martin, located just over two hours northeast of Memphis. A four-year letterwinner for the Skyhawks, Randolph served as team captain in 1986 and 1987 and also earned All-Gulf South Conference (GSC) both seasons (1986, 2nd team; 1987, 1st team).

Following his time at UT Martin, Randolph embarked on a 10-year professional playing career in the Canadian Football League (CFL). He spent eight seasons with the Winnipeg Blue Bombers (1988-95), before wrapping up his CFL career with two seasons as team captain and player-coach with the Montreal Alouettes (1996-97). Randolph, a member of the 1988 and 1990 Winnipeg teams that won CFL's Grey Cup crowns, was a 2002 inductee into the organization's Hall of Fame.

A 1990 UT Martin graduate with a bachelor's degree in electrical engineering technology, the Gainesville, Ga., native was inducted into his alma mater's Athletics Hall of Fame in 1999. Randolph and his wife, Mia, have two children: Patrick and Mya.



Josh Storms was named the strength coach for Memphis Football in January of 2016, after spending eleven years as a member of the Sports Performance staff at Arizona State University.

At Arizona State, Storms' focus was on football in his position of Sports Performance Assistant Head Coach. He developed and enhanced the performance of student-athletes who advanced to a school-record five straight bowl games in his final five seasons in Tempe.

Over his last four years at ASU, Storms worked with Mike Norvell in advancing student-athletes' performance for the Sun Devils' high-octane offense.

Ahead of Arizona State's game against West Virginia in the 2015 Motel 6 Cactus Bowl, the Sun Devils ranked second in the Pac-12 and 11th in the nation in scoring at 37.37 points per game over the past four years. ASU ranked second in the Pac-12 and 12th in the nation with 1,943 total points during that stretch of time.

Defensively, Arizona State finished with 27 takeaways in 2014 (2.1 per game) after having a streak of 29 consecutive games forcing a turnover come to an end in the season opener. ASU led the Pac-12 with 33 takeaways in 2013, finishing fifth nationally.

The Sun Devils forced 109 turnovers in Storms' last four seasons. ASU had 13 interception returns for touchdowns over the last four years, leading the nation in most interception returns for touchdowns during that span. ASU also leads NCAA FBS football with 16 defensive touchdowns over the last four years.

Storms joined the Arizona State staff in January 2005 after working two-plus years as an assistant strength coach at the University of Nevada-Las Vegas. In addition to assisting with the football team, he worked with UNLV's track and field, men's soccer and men's and women's tennis teams.

Prior to his tenure at UNLV, Storms was a seasonal assistant strength coach with the Minnesota Vikings in 2001.

Storms graduated from the University of South Dakota (2001) where he played tight end, and completed his Master's degree at ASU in 2006. Storms is certified through both the CSCCA and the NSCA.

Coach Storms (center) and his 2017 football weight room staff (L-R): Kyle Kudrna, Scott Preston, Coach Storms, Dan Kistler, Noah Franklin.



SUPPORT STAFF



QUALITY CONTROL - DEFENSE

BRENNAN BALL

ARIZONA STATE, 2015
SECOND SEASON



ACADEMIC COUNSELOR - OFFENSE & SPECIAL TEAMS

LAUREN HILLMAN

SOUTHERN MISS
FIFTH SEASON



DIRECTOR OF HS RELATIONS

MARCUS BELL

MEMPHIS, 2010
NINTH SEASON



GRADUATE ASSISTANT - SPECIAL TEAMS/DEFENSE

SPENCER KNIGHT

OUACHITA BAPTIST, 2014
THIRD SEASON



DIRECTOR OF PLAYER RELATIONS

BRAXTON BRADY

MEMPHIS, 1996
SIXTH SEASON



DIRECTOR OF FOOTBALL OPERATIONS

JEFF KUPPER

TEXAS, 2002
EIGHTH SEASON



DIRECTOR OF PLAYER PERSONNEL

JUSTIN CROUSE

MURRAY STATE, 1995
SECOND SEASON



ATHLETIC ACADEMIC ADVISOR - DEFENSE

ASHLESHA LOKHANDE

ARKANSAS STATE, 2008
SIXTH SEASON



DIRECTOR OF FOOTBALL VIDEO

MATT HARON

NEBRASKA, 2012
SECOND SEASON



GRADUATE ASSISTANT - DEFENSE

BRIAN MICHALOWSKI

ARIZONA STATE, 2011
SECOND SEASON



EQUIPMENT MANAGER

MARC HOHORST

LOUISIANA AT LAFAYETTE, 1997
17TH SEASON



QUALITY CONTROL/OFFENSE

MARK MODLESKI

SUNY OSWEGO, 2013
FIRST SEASON



QUALITY CONTROL/DEFENSE

REGGIE HOWARD

MEMPHIS, 1999
FIRST SEASON



DIRECTOR OF RECRUITING OPERATIONS

SHERMAN MORRIS

BARRY UNIVERSITY, 2003
SECOND SEASON

SUPPORT STAFF



**PROGRAM SERVICES
SPECIALIST FOR FOOTBALL**

AKOYA NELSON

MEMPHIS, 2011
SIXTH SEASON



ASSISTANT ATHLETIC TRAINER

LARRY REYNOLDS

INDIANA STATE, 2005
FIFTH SEASON



GRADUATE ASSISTANT - OFFENSE

AUSTIN TUCKER


ARKANSAS, 2011
FIRST SEASON



**ASSISTANT TO THE
HEAD COACH**

SHERRI SCHWARTZ


17TH SEASON



GRADUATE ASSISTANT/OFFENSE

TONY TOKARZ

WORCESTER STATE UNIVERSITY, 2012
THIRD SEASON



ASST. AD - SPORTS MEDICINE

DARRELL TURNER

FLORIDA, 2002
FIFTH SEASON



STUDENT ASSISTANT/OPERATIONS

COOPER WILLIAMS

FIRST SEASON

HOW TO FOLLOW THE TIGERS



Facebook
Facebook.com/MemphisTigers



Twitter
@MemphisFB



Instagram
MemphisFootball



Vimeo
Vimeo.com/memphisfootball

M. David Rudd is President of the University of Memphis, a position he has held since May of 2014. As a Distinguished University Professor of Psychology, he also continues funded research, along with his affiliation with the National Center for Veterans Studies at the University of Utah, as co-founder and scientific director. Before transitioning to his current position, he served as Provost for over a year in Memphis. Prior to moving to Memphis, he was dean of the College of Social & Behavioral Science at the University of Utah.

Student success has been an early focus of his tenure in Memphis, with significant improvements in retention and graduation numbers. He spearheaded an effort to create a student success center, developed the university's first integrated enrollment, retention, and graduation plan, created a one-stop admissions center, developed targeted degree pathways for all majors, implemented an Academic Coaching for Excellence initiative, along with efforts to improve the effectiveness of student academic advising.

He has made a strong commitment to containing higher education costs and lowering student debt, holding tuition flat during his first year, the first such move in over three decades at the University of Memphis, followed by two years of increases below three percent and well below historic university averages. Given dramatic changes in higher education funding, President Rudd also initiated efforts to improve efficiency across all university divisions, including the development and implementation of a new budget model that allows for greater local control, direction and reinforces entrepreneurial creativity. Institutional effectiveness, across all divisions of the university have been a central focus as well, with creation of the university's first institutional effectiveness council.

Efforts to grow community partnerships and engagement have been very successful during his first two years, with creative partnerships with the Memphis Symphony, St. Jude Children's Research Hospital, Shelby County Schools and Methodist Healthcare. His first year saw a record \$37M raised, with second year numbers surpassing that total and exceeding \$38M raised. Including the current year, a total of over \$500M is being invested on campus and in the university neighborhood district, with over \$140M of private funds. President Rudd launched a national visibility campaign in his first year in partnership with FedEx Corporation, an effort that is already garnering attention. More UofM academic programs are currently ranked (across multiple ranking systems) than at any time during the university's 104-year history.

President Rudd has been a strong advocate for growing the university's research mission. During his first year, the UofM was successful in landing a National Institute of Health Center of Excellence in mobile health technology, with ten nationally ranked university partners. The Center's first year has been a great success, with a subsequent \$60M grant submission and an impressive array of scientific publications.

His undergraduate degree is from Princeton University. He completed his doctoral training at the University of Texas-Austin and completed a post-doctoral fellowship in cognitive therapy at the Beck Institute in Philadelphia under the direction of Aaron T. Beck. He is a Diplomate of the American Board of Professional Psychology and a Fellow of three professional societies, including the American Psychological Association (Division 12 and Division 29), the International Association of Suicide Research and the Academy of Cognitive Therapy (a founding fellow). He was recently elected a Distinguished Practitioner and Scholar of the National Academies of Practice in Psychology. In addition to his clinical work, President Rudd is an active researcher with over 200 publications and more than 6500 citations. His scientific work was recently featured in Science News Magazine (2016).

President Rudd recently completed a \$1.97 million clinical trial for suicidal soldiers at Fort Carson, Colorado. He has garnered

over \$18 million in grant funding as a principal or co-principal investigator and currently serves on the Institute of Medicine/ National Academies of Science Committee on Assessment of Resiliency and Prevention Programs for Mental and Behavioral Health in Service Members and their Families. He has authored several books, and his research has been recognized with awards both national and international. He has served as a consultant to many organizations nationally and internationally, including the United States Air Force, the U.S. Army, the Department of Defense and the Beijing Suicide Prevention and Research Center.

He serves on a number of editorial boards, is past Chair of the Texas State Board of Examiners of Psychologists, past President of the Texas Psychological Association, past President of Division 12 Section VII of the American Psychological Association, past Past-President of the American Association of Suicidology, a previous member of the APA Council of Representatives, and currently serves on the board of the PDV Foundation. President Rudd has testified seven times before the U.S. Congress, both House and Senate, on issues related to veterans and suicide.

President Rudd has been married to Dr. Loretta Rudd for 33 years. Dr. Loretta Rudd is a clinical associate professor in child development at the University of Memphis. Dr. Rudd earned her PhD in educational psychology from Baylor University. She holds bachelor's and master's degrees in communication disorders/deaf education from The University of Texas at Austin. She also received a master's of education in educational administration from Tarleton State University.

Previously, Dr. Rudd was an assistant professor at the University of Utah. While she was an assistant professor at Texas Tech University, she served as the Campus Champion for the Jumpstart for Young Children-Lubbock, an early literacy program that partners college students with children from low income homes. For 12 years, she taught in public education in Texas and California.

Currently, Dr. Rudd teaches several classes here at the UofM. She also currently serves on many boards such as the Libertas School of Memphis (a public charter Montessori school), Chair of the UofM Women in Leadership and Philanthropy and is a member of the Shelby County Early Childhood Education Consortium Committee (birth-third grade).

They have two children - Nicholas, who attends Vanderbilt, and Emma, who attends NYU.



ATHLETICS DIRECTOR - TOM BOWEN

Just two and half years after assuming the position of Director of Athletics at the University of Memphis, Tom Bowen stood on a riser at midfield of Liberty Bowl Memorial Stadium and hoisted a conference championship trophy.

Celebrating the Tigers' first American Athletic Conference title on a late November evening in 2014 was another benchmark for Bowen who began leading the University of Memphis athletic department in June of 2012. In his short time leading the department, he has the Tigers roaring in a new and exciting direction.

Bowen began his tenure with an athletics program poised to make a league move from Conference USA to the Big East. Despite the conference realignment carousel continuing to rotate nearly halfway into his first year, Bowen's steady leadership helped Memphis become a charter member of The American Athletic Conference, which began its inaugural year July 1, 2013.

The Memphis athletics leader played an integral role in the formation of The American Athletic Conference and was instrumental in bringing the league's first men's basketball tournament to the Bluff City in March of 2014.

In addition to guiding Memphis through the conference move, Bowen has placed his stamp on Tigers athletics. One of his first missions was to evaluate and restructure the athletics department.

Bowen developed a strategic plan to increase the athletic department's fundraising efforts. Under his direction, the Elma Roane Fieldhouse -- home to Memphis women's basketball and volleyball -- improvements were completed with a state-of-the-art weight room, a four-lane training track, an elevated cardio platform, players' lounge and an enlarged training room with Grimm Tubs-hydroponic pools for injury rehabilitation.

In November of 2012, Bowen secured a multi-million dollar gift from the Helen and Jabie Hardin Charitable Trust to support women's athletics. The first phase of the generous gift was the design and construction of a new track and field complex on the University's Park Avenue campus. As part of the Hardin Charitable Trust gift, the second phase includes a clubhouse for the Tigers' softball program, which opened in the spring of 2016.

In December of 2013, Interim President Brad Martin and Tom Bowen announced that alumni Bill and Nancy Laurie had made a gift of \$10 million to the capital campaign for athletic facilities. This is the single largest philanthropic gift in the history of the athletic department, and the second-largest gift in the history of the University of Memphis.

By securing the \$10 million lead gift, the athletic department leadership reached a significant benchmark in a capital campaign goal of \$40 million, less than 120 days after the plan was unveiled by President Martin. The capital campaign calls for a new men's basketball practice and training facility and an indoor football practice complex. It will additionally fund comprehensive upgrades and renovations to existing facilities including FedExPark and the Hardin Family Sports Complex.

Bowen's respect from his colleagues along with his experience and knowledge of football were pivotal in landing him a position on the College Football Playoff organization's Athletic Directors Advisory Council in early 2014. Previously, he served on the Athletic Directors Advisory Board of the BCS in 2013.

Bowen was voted to represent the American Athletic Conference on the NCAA Division I Leadership Council by his fellow athletic directors from the conference in July, 2014. The NCAA Leadership Council is comprised of athletics directors, faculty representatives and conference commissioners from every Division I conference, and serves as an advisory body to the NCAA Division I Board of Directors.

Headlined by the Tiger football team's American Athletic Conference championship in 2014, Bowen's first three years have been successful.

In addition to capturing an American title, football went on to win the inaugural Miami Beach Bowl.

The Memphis men's basketball team advanced to the NCAA Tournament third round in each of Bowen's first two years. The 2012-13 season saw the Tigers post the sixth, 30-win season in school history as well as sweep the Conference USA regular season and tournament titles. The 2013-14 squad finished in a three-way tie for third place in the ultra-competitive new American Athletic Conference, including two wins over defending national champion Louisville. The 2013-14 season also saw the basketball program rank in the top-10 in home attendance in NCAA Division I basketball for the fifth time in the last eight



years. Memphis posted a road win over a defending national champion for a second straight year in 2015, winning at UConn on Senior Day.

Other athletic programs have enjoyed unprecedented success during Bowen's tenure heading the department.

The rifle team posted a third-place finish in small bore at the NCAA National Championship in 2014, the best finish in program history.

The men's tennis squad won the Conference USA championship in 2013. In 2014, men's tennis advanced to the NCAA Championships for a third-consecutive year. In 2013, the Tigers won their first NCAA Regional with an upset over Ole Miss and advanced to the program's first NCAA Championships Round of 16. In 2015, Memphis' women's tennis team sent a doubles entry to the NCAA Championships in Hayden Perez's first season as head coach. On the men's side, Memphis had both a doubles team and a singles player entry in the final Intercollegiate Tennis Association (ITA) rankings after freshman Andrew Watson captured an ITA Regional Singles Championship.

Women's golf had freshman Michaela Fletcher win her way from the NCAA South Bend Regional to the 2015 NCAA Finals, a first in school history. The men's golf squad earned an NCAA Regional berth for a fourth time in six years in 2016. During Bowen's three-year tenure, the Memphis track and field squads have sent 21 student-athletes to the NCAA Outdoor Championships, with 15 earning All-America honors.

In the classroom, Memphis had strong performances under Bowen's guidance.

Memphis had four of its athletic programs receive NCAA Public Recognition Awards. Men's Cross Country, Mixed Rifle, and Women's Golf also earned public recognition in 2016 for their APR multi-year number.


In May 2016, 53 student-athletes graduated from the University of Memphis and six former student-athletes graduated. Presently, based on the most recent six-year cohort, Memphis' Graduation Success Rate (GSR) as defined by the NCAA = 85 percent. The internal graduation rate for student-athletes who exhaust their athletic eligibility at Memphis is 91 percent from the 2002-03 year through the 2014-15 cohorts.

In the spring 2016 term, Memphis student-athletes achieved a departmental GPA of 3.11, which was an all-time high semester/departmental GPA for University of Memphis Athletics. This was also the 11th consecutive semester with departmental GPA above a 3.0 GPA. Additionally, 58 percent or 203 student-athletes earned a semester GPA of 3.0 or above in the spring 2016 term.

Prior to taking his current post, Bowen served as the athletics director at San Jose State University from 2004-12. Bowen previously worked with the San Francisco 49ers Foundation and in intercollegiate athletics at the University of California and Saint Mary's College.

The 1983 graduate of the University of Notre Dame majored in theology/sociology and spent time studying for the priesthood with the Holy Cross Fathers. Bowen went on to earn a master's degree in administration/education from the University of San Francisco in 1990.

He and his wife, Mia, are the parents of three children: sons Andrew and Peter, and daughter, McKenna.



#7 LINEBACKER
CURTIS AKINS
 R-JUNIOR • 2L
 6-2 • 230
 BYHALIA, MISS.
 BYHALIA HS
 MAJOR: INTERDISCIPLINARY STUDIES

CAREER

Has played in 21 games, making eight starts ... Has played the 2015 and 2016 seasons after redshirting in 2014 ... Has 88 total tackles, including 58 solo stops ... Has two TFL (3 yards), two PBU and one interception (20 yards) ... Has 15 multi-tackle games, including three double-digit performances.

2015 (SOPHOMORE)

Saw action in all 13 games ... Made eight starts ... All of his starts came in the final eight games of the season ... Team's fourth-leading tackler with 74 total stops (48 solo) ... His 48 solo tackles were fifth on the team ... Also had two TFL (3 yards), one PBU and one interception (20 yards) ... Logged 11 multi-tackle games ... Had five or more stops in six of the final eight contests, including three double-digit tackle performances ... Registered career highs for total tackles (16) and assists (9) in a road game at No. 24/25 Navy ... Had a career-best 11 solo stops vs. USF, including one TFL ... Posted 10 total tackles (8-2) vs. Tulsa ... Picked off first career pass in the road win at Cincinnati ... Returned interception 20 yards and led to a Doroland Dorceus TD run to give Memphis a 10-0 first-quarter lead ... Member of defense that ranked nationally in caused turnovers (5th; 29 total), fumble recoveries (6th; 13) and turnover margin (18th; +8).

2015 (REDSHIRT FRESHMAN)

Played in eight games, including the Birmingham Bowl ... Totaled 14 tackles (10 solo/4 assists) ... Had one PBU ... Made collegiate debut in season opener vs. Missouri State and had one solo stop ... Posted season bests for total tackles (6), solo (4) and assists (2) in the regular-season, home-finale victory over SMU ... Recorded first collegiate pass break-up vs. the Mustangs ... Had one solo stop and one assisted tackle vs. Auburn in the Birmingham Bowl.

2014 (FRESHMAN)

Redshirted ... Member of squad that won the 2014 American Athletic Conference championship and earned a Miami Beach Bowl invitation.

HIGH SCHOOL

Played on the Byhalia High School squad four seasons ... Registered close to 600 tackles in his four-year prep career ... Credited with 589 total stops, including 392 solo tackles ... Credited with six sacks, 10 interceptions and 12 forced fumbles ... Captained the Indians squad which advanced to the 2013 Mississippi High School Athletic Association (MHSAA) championship his senior year ... Named to *The Clarion-Ledger's* All-State second team ...

Selected the District 2-4A Defensive Player of the Year ... An All-District 2-4A first team pick ... Recorded 110 total tackles as a senior ... Had two sacks, two interceptions and a fumble recovery his senior campaign ... During his senior season, caught a 15-yard TD pass with 1:11 to play to stun New Albany 14-12 in a District 2-4A game ... Posted 28 total tackles against Southwind ... Registered 245 total tackles his junior season, including 160 solo stops ... Played for head coach John Danley his junior and senior seasons.

PERSONAL

Son of Tammie Akins ... Born in Memphis, Tennessee ... Birthday is September 28 ... Interdisciplinary studies major.

AKINS' CAREER DEFENSIVE STATISTICS


YR	G/S	UT	AT	TOT	PD	FR	FF	TFL	SK	INT
2015	8/0	10	4	14	1	0-0	0	0-0	0-0	0-0
2016	13/8	48	26	74	0	0-0	0	2-3	0-0	1-20
Total	21/8	58	30	88	1	0-0	0	2-3	0-0	1-20

AKINS' CAREER HIGHS

Tackles	16 at Navy, Oct 22, 2016
Pass Break-Ups	1, 2 times, last at Cincinnati, Nov 18, 2016
Tackles for Loss	1 (2x) last vs USF, Nov 12, 2016
Interceptions	1 at Cincinnati, Nov 18, 2016

AKINS' GAME-BY-GAME DEFENSE

Date	Opponent	UT	AT	TT	TFL	SK	FF	PB	INT
9/5/15	Missouri St.	1	0	1	0-0	0-0	0	0	0-0
9/12/15	at Kansas	3	0	3	0-0	0-0	0	0	0-0
10/2/15	at USF	0	0	0	0-0	0-0	0	0	0-0
10/24/15	at Tulsa	0	0	0	0-0	0-0	0	0	0-0
10/31/15	Tulane	0	0	0	0-0	0-0	0	0	0-0
11/21/15	at Temple	1	1	2	0-0	0-0	0	0	0-0
11/28/15	SMU	4	2	6	0-0	0-0	0	1	0-0
12/30/15	Auburn	1	1	2	0-0	0-0	0	0	0-0
9/3/16	SEMO	3	0	3	0-0	0-0	0	0	0-0
9/17/16	Kansas	0	0	0	0-0	0-0	0	0	0-0
9/24/16	Bowling Green	2	0	2	0-0	0-0	0	0	0-0
10/1/16	Ole Miss	0	0	0	0-0	0-0	0	0	0-0
10/6/16	Temple	2	1	3	0-0	0-0	0	0	0-0
10/14/16*	at Tulane	4	4	8	0-0	0-0	0	0	0-0
10/22/16*	at Navy	7	9	16	0-0	0-0	0	0	0-0
10/29/16*	Tulsa	8	2	10	0-0	0-0	0	0	0-0
11/5/16*	at SMU	4	2	6	1-2	0-0	0	0	0-0
11/12/16*	USF	11	0	11	1-1	0-0	0	0	0-0
11/18/16*	at Cincinnati	1	1	2	0-0	0-0	0	0	1-20
11/25/16*	Houston	3	1	4	0-0	0-0	0	0	0-0
12/20/16*	WKU	3	6	9	0-0	0-0	0	0	0-0



#16 LINEBACKER
NEHEMIAH AUGUSTUS
 R-FRESHMAN • RS
 6-0 • 205
 PATTERSON, LA.
 PATTERSON HS
 MAJOR: UNDECLARED

2016

Redshirted the 2016 season and will have four years of eligibility remaining heading into 2017.

HIGH SCHOOL

Registered 88 total tackles (52 solo/36 assists) as a senior ... Also had five TFL, two sacks, two forced fumbles, 11 pass break-ups and six interceptions ... 2015 Louisiana

2017 MEMPHIS TIGERS

Football Coaches Association (LFCA) All-State first team and Louisiana Sports Writers Association (LSWA) Class 3A All-State honorable mention ... Also, an All-District 8-3A first team selection on both offense (return specialist) and defense (defensive back) ... Also named a 9-3A All-State honoree ... Named *The Advertiser* District 8-3A Defensive MVP ... Played multiple positions – including safety, outside linebacker, and wide receiver – as a four-year starter for head coach Chad Blanchard ... Helped Patterson High School to a 9-3 overall record, including a 6-0 mark in region play ... Helped lead the Lumberjacks to the No. 6 spot in Louisiana Class 3A rankings and a Class 3A second-round playoff appearance ... Returned a punt 53 yards for a TD as a senior ... Ranked No. 31 in the NOLA.com 2016 Nifty 5 ... Also played basketball for Patterson High School ... A 2015-16 Class 3A All-State honorable mention pick in basketball ... Helped lead the Lumberjacks basketball squad to a 23-5 overall record and the District 8-3A title (12-0 district mark).

PERSONAL

Birthday is April 30. ... Undeclared major.

	#6	LINEBACKER
	GENARD AVERY	
	SENIOR • 3L 6-1 • 255	
	GRENADA, MISS. GRENADA HS	
MAJOR: ORGANIZATIONAL LEADERSHIP		

- ✓ Nagurski Trophy Watch List (2017)
- ✓ First team All-American Athletic Conference (2016)
- ✓ TSWA Defensive Player of the Week (10/12/16)
- ✓ American Athletic Conference Weekly Honor Roll (10/10/16)

CAREER

Has played in 37 games, making 21 starts ... Has 152 tackles, including 118 solo stops and 34 assists ... Also has 23.5 TFL (112 yards), 13 sacks (72 yards), five PBU and two forced fumbles.

HONORS (ACADEMIC/ATHLETIC)

Recognized by the University of Memphis' Center for Athletic Academic Services (CAAS) as a CAAS Most Improved Student for the 2015 spring semester ... Earned Dean's List distinction (3.50 or above) for the 2015 spring semester ... Received Tiger 3.0 Club recognition for the 2015 spring and 2015 fall semesters ... 2016 All-American Athletic Conference first team ... American Athletic Conference Weekly Honor Roll for Oct. 10, 2016 ... Tennessee Sports Writers Association (TSWA) Defensive Player of the Week for Oct. 10.

2016 (JUNIOR)

Started all 13 games ... Logged multi-tackle performances in all 13 games ... Squad's second-leading tackler with 81 total stops (63-18) ... His 63 solo hits also were second on the team ... Led team in TFL (11.0/59 yards) and sacks (5.0/31 yards) and tied for team-best honors with two interceptions ... Ranked 15th in total tackles and 19th in

tackles per game (6.2) in *The American* ... Also ranked among league leaders in sacks (15th) and TFL (14th) ... Returned his two interceptions for TD ... Recorded first collegiate interception vs. Bowling Green and returned it 28 yards for a score ... Also picked off a Temple pass and returned it 23 yards for a TD ... Tied career-high tackles (9) in back-to-back games vs. Ole Miss (road) and Temple (home) ... Had a season-high eight solo stops in the win over Temple ... Set career highs for TFL and sack yardage (18) in a road win at Cincinnati ... His 2.0 sacks at Cincinnati tied a career best ... Tied a career high with four assisted tackles at No. 24/25 Navy ... Logged a career-best three QB hurries in a road win at SMU ... Member of defense that ranked nationally in caused turnovers (5th; 29 total), fumble recoveries (6th; 13) and turnover margin (18th; +8).

2015 (SOPHOMORE)

Saw action in 11 games ... Made seven starts ... Team's fifth-leading tackler with 53 total hits (42-11) ... Tied for fifth on team with 42 solo stops ... Tied for third on team with 6.5 TFL ... His 28 TFL yardage led the squad ... Had 3.0 sacks for 20 yards and two QB hurries ... Had six contests with five or more total tackles, including four-straight such games against Cincinnati, USF, Ole Miss and Tulsa ... Posted career game in a win at Tulsa with career bests for total tackles (9), solo hits (9), TFL (3) and sacks (2) ... First big game of the campaign was a six-tackle performance (5-1) in the win at Kansas ... Had eight stops (7-1) in a home victory over Cincinnati ... Followed that game with five tackles (4-1) in a road win at USF ... In a nationally-televised ABC network victory over Ole Miss, posted seven total hits (6-1), including 1.5 TFL for six yards ... Recorded eight hits (4-4) in a home setback to Navy ... In his final appearance of 2015, had three tackles (1-2) in a road loss at Temple ... Missed the regular-season home finale vs. SMU and the Birmingham Bowl vs. Auburn due to injury.

2014 (FRESHMAN)

Played in all 13 games ... Made 18 tackles (13-5), including six TFL and five sacks ... Earned first collegiate start at the DAWG position vs. Ole Miss ... In collegiate debut, had three assisted tackles in the 63-0 shutout of Austin Peay ... First career tackle came on a third-down play for no gain, forcing a second-quarter punt by the Governors ... First career sack came in the win over Middle Tennessee, dropping the Blue Raiders' quarterback for an eight-yard loss on a 3rd-and-11 play ... Play forced Middle Tennessee to punt on its first offensive series of the second half ... Had three tackles in first career start at Ole Miss, including a sack late in the third quarter ... His season-high three tackles at Ole Miss were equaled two other times ... Second three-tackle effort came in 48-10 road win at SMU ... With no score midway through the first quarter vs. the Mustangs, had a sack to force a punt ... Following his sack, Memphis scored its first points of the game two plays from scrimmage later ... Had a sack the following week against Tulsa ... Had TFL in back-to-back games three times during the season, including

the final two home games vs. USF and Connecticut ... Matched his season-high three tackles in the 41-10 win over the Huskies that captured the American Athletic Conference championship.

HIGH SCHOOL

Prepped at Grenada High School for head coach Ashley Kuhn ... Named to the Clarion-Ledger 2013 All-State Team ... Most Valuable Player of Mississippi 6A Region 1 ... Played in the Mississippi-Alabama All-Star Game ... Linebacker was moved to defensive end for the all-star game ... Member of The Clarion-Ledger's Targeted 22 ... Tallied 75 total tackles, 3.5 sacks and two forced fumbles as a senior ... Also saw playing time on offense, accounting for 72 rushing yards on 18 carries ... Scored five offensive TD ... During senior year, recorded a season-high 10 tackles (9 solo stops) in a 51-14 win over DeSoto Central ... Logged nine tackles in a 12-7 win over Olive Branch ... Had eight tackles in three different games in 2013 ... Registered 111 tackles and six sacks and forced five fumbles as a junior to earn Class 6A All-State honors ... Posted 12 tackles, including three TFL, in a shutout win over DeSoto Central ... Had 11 tackles against Tupelo the following week ... Closed out junior year with three double-digit tackle games, including a career-high 18 stops against Columbus ... A Class 6A state champion powerlifter ... Four-year track and field letterwinner.

PERSONAL

Son of Tiffany Avery ... Born in Grenada, Mississippi ... Birthday is April 26 ... Organizational leadership major.

AVERY'S CAREER DEFENSIVE STATISTICS

YR	G/S	UT	AT	TOT	PBU	FR	FF	TFL	SK	INT	QBH
2014	13/1	13	5	18	1	0-0	0	6-25	5-21	0-0	0
2015	11/7	42	11	53	0	0-0	0	6.5-28	3-20	0-0	2
2016	13/13	63	18	81	2	0-0	2	11-59	5-31	2-51	6
Total	37/21	118	34	152	3	0-0	2	23.5-112	13-72	2-51	8

AVERY'S CAREER HIGHS


Tackles	9 (2x) last vs. Temple, Oct 6, 2016
Tackles for Loss	2 (4x) last at Cincinnati, Nov 18, 2016
Sacks	2 (2x) last at Cincinnati, Nov 18, 2016
Forced Fumble	1 (2x) last at SMU, Nov 5, 2016
Pass Break-Ups	1, 3 times, last vs Houston, Nov 25, 2016
Quarterback Hurries	3 at SMU, Nov 5, 2016
Interceptions	1 (2x) last vs Temple, Oct 6, 2016
Touchdowns	1 (2x) last vs Temple, Oct 6, 2016
Interception Ret. Yds	28 vs Bowling Green, Sep 24, 2016

AVERY'S GAME-BY-GAME DEFENSE

Date	Opponent	UT	AT	TT	TFL	SK	FF	PB	INT	QBH
8/30/14	Austin Peay	0	2	2	0-0	0-0	0	0	0-0	0
9/6/14	at UCLA	0	0	0	0-0	0-0	0	0	0-0	0
9/20/14	MTSU	1	1	2	1-8	1-8	0	0	0-0	0
9/27/14*	Ole Miss	1	2	3	1-3	1-3	0	0	0-0	0
10/4/14	Cincinnati	0	0	0	0-0	0-0	0	0	0-0	0
10/11/14	Houston	0	0	0	0-0	0-0	0	0	0-0	0
10/25/14	SMU	2	1	3	1-1	1-1	0	1	0-0	0
10/31/14	Tulsa	2	0	2	1-2	1-2	0	0	0-0	0
11/7/14	Temple	2	0	2	0-0	0-0	0	0	0-0	0
11/15/14	Tulane	0	0	0	0-0	0-0	0	0	0-0	0
11/22/14	USF	2	0	2	1-7	1-7	0	0	0-0	0
11/29/14	UConn	3	0	3	1-4	0-0	0	0	0-0	0
12/22/14	vs BYU	0	0	0	0-0	0-0	0	0	0-0	0
9/5/15	Missouri St.	2	0	2	0-0	0-0	0	0	0-0	1
9/12/15	at Kansas	5	1	6	0-0	0-0	0	0	0-0	0
9/19/15	at BGSU	1	0	1	1-7	1-7	0	0	0-0	0
9/24/15*	Cincinnati	7	1	8	0-0	0-0	0	0	0-0	0

AVERY'S GAME-BY-GAME DEFENSE

Date	Opponent	UT	AT	TT	TFL	SK	FF	PB	INT	QBH
10/2/15*	at USF	4	1	5	1-1	0-0	0	0	0-0	0
10/17/15*	Ole Miss	6	1	7	1.5-6	0-0	0	0	0-0	0
10/23/15*	at Tulsa	9	0	9	3-14	2-13	0	0	0-0	1
10/31/15*	Tulane	2	1	3	0-0	0-0	0	0	0-0	0
11/7/15*	Navy	4	4	6	0-0	0-0	0	0	0-0	0
11/14/15*	at Houston	1	0	1	0-0	0-0	0	0	0-0	0
11/21/15	at Temple	1	2	3	0-0	0-0	0	0	0-0	0
9/3/16*	SEMO	7	0	7	2-6	0-0	0	1	0-0	0
9/17/16*	Kansas	3	1	4	1-1	0-0	1	0	0-0	1
9/24/16*	BGSU	3	1	4	0-0	0-0	0	0	1-28	0
10/1/16*	Ole Miss	6	3	9	0-0	0-0	0	0	0-0	1
10/6/16*	Temple	8	1	9	1-4	1-4	0	0	1-23	1
10/14/16*	Tulane	1	1	2	0-0	0-0	0	0	0-0	0
10/22/16*	at Navy	4	4	8	0-0	0-0	0	0	0-0	0
10/29/16*	Tulsa	6	0	6	0-0	0-0	0	0	0-0	0
11/5/16*	at SMU	5	1	6	2-9	2-9	1	0	0-0	3
11/12/16*	USF	3	0	3	0-0	0-0	0	0	0-0	0
11/18/16*	at Cincinnati	5	2	7	2-18	2-18	0	0	0-0	0
11/25/16*	Houston	5	2	7	1-6	0-0	0	1	0-0	0
12/20/16*	vs WKU	5	2	7	1-5	0-0	0	0	0-0	0



#60

LONG SNAPPER

TIM BELLES

R-SOPHOMORE • SQ
6-5 • 250

GERMANTOWN, TENN.
HOUSTON HS

MAJOR: CIVIL ENGINEERING

CAREER

Has not seen game action.

HONORS (ACADEMIC/ATHLETIC)

Tiger 3.0 Club member for the 2015 fall and 2016 spring semesters ... Entered Dean's List distinction for both semesters.

2016 (R-FRESHMAN)

Did not see game action ... Member of 2016 squad that went 8-5 and played in the Boca Raton Bowl.

2015 (FRESHMAN)

Did not see game action ... Member of 2015 squad that went 9-4 and played in the Birmingham Bowl.

HIGH SCHOOL


Earned three letters as a long snapper and offensive tackle at Houston High School ... A 2014 All-District 15-AAA second team selection at offensive line ... Named Houston High School's Special Teams Player of the Year his senior season ... Lists snapping for a 52-yard FG against rival Ridgeway High School as the most memorable moment of his high school career ... High school coach was former Tiger Will Hudgens ... Also lettered two years as a thrower for Mustangs track and field squad ... Qualified for the Tennessee Secondary School Athletic Association (TSSAA) state track and field championships in both the shot put and discus his sophomore and senior seasons ... A *Commercial Appeal* Best of Preps and a Class AAA All-Metro selection in track and field ... Off the gridiron, played in Houston High School's wind ensemble and was a two-time West Tennessee School Band and Orchestra Association (WTSBOA) selection ... Performed Houston's

2017 MEMPHIS TIGERS

Symphonic Band at Carnegie Hall in New York City and at Symphony Hall in Chicago with the wind ensemble.

PERSONAL

Son of Jim and Jean Belles ... Born in Grand Forks, N.D. Birthday is April 13 ... Civil engineering major.

	#27	WIDE RECEIVER
	JAHOD BOOKER	
	R-FRESHMAN • RS 5-11 • 185	
	MONTGOMERY, ALA. PARK CROSSING HS	
MAJOR: MECHANICAL ENGINEERING		

2016

Redshirted the 2016 season and has four years of eligibility remaining heading into 2017.

HIGH SCHOOL

Helped Park Crossing High School to an 8-3 record in 2015 ... In two seasons with the Thunderbirds, grabbed 55 catches for 1,230 yards and 16 TD for head coach Smitty Grider ... A 2015 *Montgomery Advertiser* All-Metro pick ... Helped lead the Thunderbirds to an Alabama High School Athletic Association (AHSAA) Class 6A playoffs appearance his senior season, falling in the first round ... The AHSAA Class 6A playoffs berth came in Park Crossing High School's second season of playing football ... Helped lead the 2015 Thunderbirds to an 8-3 record and the AHSAA Class 6A Region 2 title ... The regional crown was the program's first ... As a junior in 2014, caught 21 passes for a team-high 572 yards and a team-leading nine TD ... A 2014 *Montgomery Advertiser* All-Metro selection ... Park Crossing posted a 7-3 record in 2014 ... Also a sprinter on the track and field team and qualified for the 2015 AHSAA 6A Alabama state championships in the 200 meters, finishing 11th.

PERSONAL

Son of Larhonda Booker ... Birthday is March 19 ... Mechanical engineering major.

	#87	TIGHT END
	ROSS BURCHAM	
	R-SOPHOMORE • 1L 6-5 • 225	
	ADAMSVILLE, TENN. ADAMSVILLE HS	
MAJOR: CRIMINAL JUSTICE		

CAREER

Has played in one game.

HONORS (ACADEMIC/ATHLETIC)

Earned Tiger 3.0 Club recognition for the 2016 spring semester.

2016 (REDSHIRT FRESHMAN)

Saw action in one game ... Played in the home win over Bowling Green.

2015 (FRESHMAN)


Redshirted.

HIGH SCHOOL

Four-year letterman for head coach Brandon Gray at Adamsville High School ... For his career, posted 101 passes for 2,220 yards and 41 touchdowns ... Defensively, had seven interceptions and one returned for a score ... Had five career touchdowns on kick/punt returns ... A four-time all-academic selection ... Named to the 2014 Tennessee Sports Writers Association (TSWA) Class 2A All-State Team at defensive back ... Played in the 2014 Tennessee Athletic Coaches Association (TACA)/Toyota East-West All-Star Game and had one reception for 14 yards ... Member of the 2014 Adamsville Cardinals team that posted an 11-3 record and advanced to the Tennessee Secondary School Athletic Association (TSSAA) Class 2A state semifinal round ... Caught 33 passes for 816 yards and 14 touchdowns TDs as a senior ... Also ran for 28 yards on five carries ... Top games his senior season came against Bolivar (4 receptions/162 yards/3 TD) and Hardin County (5 catches/160 yards/TD) ... Also played on 2012 and 2013 Adamsville High School teams that reached the state championship game ... In addition to football, earned letters in soccer, baseball and basketball.

PERSONAL

Son of Arnie and Cynthia Burcham ... Has an older brother, Lane, and a younger sister, Blythe Ann ... Born in Tupelo, Mississippi ... Birthday is December 9 ... Criminal justice major.

	#47	DEFENSIVE BACK
	COLTAN COCHRAN	
	R-FRESHMAN • RS 6-0 • 195	
	MEMPHIS, TENN. ST. BENEDICT AT AUBURNDALE	
MAJOR: BUSINESS ECONOMICS		

2016

Redshirted the 2016 season and has four years of eligibility remaining heading into 2017.

HIGH SCHOOL

In addition to football, also played basketball and ran track at St. Benedict at Auburndale ... Played football for coach Scott Samsel, earning all-state honors in 2015 and all-region honors in 2014 and 2015.

PERSONAL

Son of David and Rhonda Cochran ... Birthday is February 7 ... Major is business economics.

#9

DEFENSIVE BACK

JAMIL COLLINS

R-SENIOR • 3L
5-11 • 170

OLIVE BRANCH, MISS.
OLIVE BRANCH HS

MAJOR: MARKETING MANAGEMENT

CAREER

Has seen game action in 20 contests ... Had 11 tackles (9-2) and two PBU ... Has three multi-tackle games.

AWARDS (ACADEMIC/ATHLETIC)

Earned Tiger 3.0 Club distinction for the 2014 spring semester.

2016 (JUNIOR)

Played in nine contests ... Had four total tackles, including three solo stops, and two PBU ... Did not see game action vs. Navy, Tulsa and Western Kentucky ... Logged season highs for total tackles (2) and solo hits (2) in a road win at SMU ... Had one solo stop in the home upset victory over No. 18/21 Houston ... Assisted tackle came in the road setback at Ole Miss ... Also posted first collegiate PBU vs. the Rebels ... Had second PBU of season vs. SMU.

2015 (SOPHOMORE)

Saw action in 11 of 13 games ... Did not play in wins over Bowling Green and Ole Miss ... Posted seven total tackles ... Six of his seven stops were unassisted ... Recorded at least one tackle in three games ... Posted season bests for total hits (4) and solo stops (3) in a home setback to Navy ... Recorded his first collegiate tackle in fourth-quarter action in the season-opening victory over Missouri State ... Had two solo hits vs. the Bears ... Also posted one unassisted stop in the home win over Cincinnati.

2014 (REDSHIRT FRESHMAN)

Saw action primarily on special teams ... Member of the 2014 American Athletic Conference championship squad that also won the Miami Beach Bowl crown with a thrilling 55-48 double-overtime victory over BYU.

2013 (FRESHMAN)

Redshirted.

HIGH SCHOOL

Named to the 2012 Mississippi Association of Coaches (MAC) All-State Class 6A second team as a senior ... Named to the Mississippi High School Athletic Association (MHSAA) Class 6A All-Region I Team ... Selected to *The Commercial Appeal's* Best of the Preps Mississippi/Arkansas Team ... Selected to *The Clarion Ledger* All-State second team ... Two-way player for head coach Scott Samsel at Olive Branch High School ... As a senior, registered 61 total tackles (26 solo/35 assists) ... Also had 13 pass break-ups, one forced fumble and one interception ... Returned his lone interception of season 36 yards in a 43-33 win over Memphis University School (MUS) ... Offensively, had 14 receptions for 414 yards and scored four TDs ... Also had seven rushes for

66 yards ... On special teams, had four punt returns for 103 yards, including a 69-yard TD return against Madison Central ... The 2012 Conquistadors posted an 11-2 record and advanced to the MHSAA Class 6A state playoffs second round ... Began senior season with eight tackles in a win over Madison Central ... Had six tackles against Southaven ... Against MUS, had four tackles and four PBU in addition to an interception ... Registered five tackles in four-straight games during the second half of the season ... Included in that four-game stretch was a two-TFL, two-pass break-up performance in a 16-7 win over Columbus ... Had TD receptions of 70-plus yards in three-consecutive games: vs. Horn Lake (98 yards off a fake punt), vs. Grenada (71 yards) and vs. Tupelo (72 yards) ... Had a season-high 102 receiving yards on two catches against Tupelo ... Closed out high school career with eight tackles against Madison Central ... Named a permanent team co-captain following senior season ... Member of Olive Branch's 2011 state championship team his junior season ... The 2011 Conquistadors went undefeated (15-0) and defeated Petal 35-34 in the MHSAA Class 6A state title game ... Team also captured a MHSAA Class 6A Region I championship (7-0) ... Credited with 46 total tackles as a junior (14 solo/32 assists) ... Also had five PBU and two forced fumbles ... Had a 56-yard interception return in season-opening 55-0 shutout of Trezevant (Tenn.) ... After a six-tackle game against Southaven, had a season-high seven tackles and one forced fumble against South Panola ... Had a TFL against Horn Lake ... Posted a five-tackle game against Columbus ... Registered six tackles against Northwest Rankin in the state playoffs ... Posted four tackles and a two pass break-ups in a 40-35 MHSAA Class 6A state semifinal win over Madison Central.

PERSONAL

Son of Valencia Collins ... Birthday is June 18 ... Older brother, Jalen, played corner at LSU from 2011-14 and was selected by the Atlanta Falcons in the 2015 NFL Draft (second round; No. 42 overall pick) and has played 24 career games with the Falcons, including eight games in 2016 ... Marketing management major.

YR	G/S	UT	AT	TOT	PD	FR	FF	TFL	SK	INT
2014	1/0	0	0	0	0	0-0	0	0-0	0-0	0-0
2015	10/0	6	1	7	0	0-0	0	0-0	0-0	0-0
2016	9/0	3	1	4	2	0-0	0	0-0	0-0	0-0
Total	20/0	9	2	11	2	0-0	0	0-0	0-0	0-0

Tackles	4 vs. Navy, Nov 7, 2015
Pass Breakup	1 (2x) last at SMU, Nov 5, 2016

Date	Opponent	UT	AT	TT	TFL	SK	FF	PB	INT	
9/5/15	Missouri St.	2	0	2	0-0	0-0	0	0	0-0	
9/12/15	at Kansas	Did Not Play								
9/19/15	at BGSU	Did Not Play								
9/24/15	Cincinnati	1	0	1	0-0	0-0	0	0	0-0	
10/2/15	at USF	0	0	0	0-0	0-0	0	0	0-0	
10/17/15	Ole Miss	Did Not Play								
10/23/15	at Tulsa	0	0	0	0-0	0-0	0	0	0-0	
10/31/15	Tulane	0	0	0	0-0	0-0	0	0	0-0	
11/7/15	Navy	3	1	4	0-0	0-0	0	0	0-0	

2017 MEMPHIS TIGERS

COLLINS' GAME-BY-GAME DEFENSE

Date	Opponent	UT	AT	TT	TFL	SK	FF	PB	INT
11/14/15	at Houston	0	0	0	0-0	0-0	0	0	0-0
11/21/15	at Temple	0	0	0	0-0	0-0	0	0	0-0
11/28/15	SMU	0	0	0	0-0	0-0	0	0	0-0
12/30/15	Auburn	0	0	0	0-0	0-0	0	0	0-0
9/3/16	SEMO	0	0	0	0-0	0-0	0	0	0-0
9/17/16	Kansas	0	0	0	0-0	0-0	0	0	0-0
9/24/16	Bowling Green	0	0	0	0-0	0-0	0	0	0-0
10/1/16	Ole Miss	0	1	1	0-0	0-0	0	1	0-0
10/6/16	Temple	0	0	0	0-0	0-0	0	0	0-0
10/14/16	Tulane	Did Not Play							
10/22/16	Navy	Did Not Play							
10/29/16	Tulsa	0	0	0	0-0	0-0	0	0	0-0
11/5/16	at SMU	2	0	2	0-0	0-0	0	1	0-0
11/12/16	USF	0	0	0	0-0	0-0	0	0	0-0
11/25/16	Houston	1	0	1	0-0	0-0	0	0	0-0

#14

DEFENSIVE BACK

JONATHAN COOK

SENIOR • 1L
6-0 • 198

SPANISH FORT HS
GARDEN CITY CC

MAJOR: INTERDISCIPLINARY STUDIES

CAREER

Junior college transfer from Garden City Community College ... Has played in 13 games (all starts) ... Has 88 total hits (72-18) ... Has eight PBU, 5.5 TFL (14 yards), one interception and one fumble recovery ... Has 13 multi-tackle performances.

2016 (JUNIOR)

Returned to FBS football after transferring from Garden City Community College (member of 2013 and 2014 Alabama football teams) ... Enrolled at Memphis in January of 2016 ... Led team in total tackles (88) and solo stops (72) ... Registered 13 multi-tackle games, including two double-digit performances ... Ranked among American Athletic Conference leaders in total tackles (10th), tackles per game (13th) and passes defended (16th) ... Second on team in PBU (8) and fifth in TFL (5.5) ... Had one interception and one fumble recovery ... Logged a season-high 11 total tackles (10-1) in a home win over No. 18/21 Houston ... Twice had a season-high 10 solo stops vs. Houston and USF ... Also had one PBU and one TFL vs. Houston and USF ... Picked off first collegiate interception in a road win at Tulane ... His interception halted a Green Wave scoring threat mid-way through the fourth quarter ... Had a season-best two PBU at Ole Miss ... Picked up first collegiate fumble recovery in a home win over Kansas ... Returned the fumble recovery 50 yards and set up a FG for a 13-0 first quarter lead over the Jayhawks ... Fumble recovery stopped a Kansas drive that reached the Memphis 21-yard line ... Had eight total tackles (7-1) and one PBU in his Tigers debut vs. Southeast Missouri.

2015 (GARDEN CITY CC)

Played one season for the Broncbusters ... Had 61 tackles, including 5.5 TFL, one forced fumble and one fumble recovery as a sophomore in 2015 ... His 47 solo stops ranked fourth on the team, while his 61 total tackles

ranked sixth ... Also intercepted two passes and had six PBU ... Garden City's primary kickoff and punt returner ... Played for head coach Jeff Sims.

2013-14 (ALABAMA)

Played at the University of Alabama in 2013 and 2014 ... Redshirted in 2013 and saw limited playing time in 2014.

HIGH SCHOOL

Played his prep career for head coach Mark Freeman at Spanish Fort High School ... Made 81 tackles with seven interceptions and 21 PBU as a senior in 2012 ... Had 65 tackles with six interceptions as a junior ... A 2012 Alabama Sports Writers Association (ASWA) All-State first team selection ... Also named to the 2012 ASWA Super 12 Team ... Selected the 2012 Alabama Class 5A Back of the Year ... Played in the Alabama-Mississippi All-Star Game ... Helped lead Spanish Fort High School to a 14-1 record and the 2012 Alabama High School Athletic Association (AHSAA) Class 5A state title ... The 14-win campaign was the first in program history.

PERSONAL

Son of William and Melissa Cook ... Birthday is March 29 ... Interdisciplinary Studies major.

COOK'S CAREER DEFENSIVE STATISTICS

YR	G/S	UT	AT	TOT	PBU	FR	FF	TFL	SK	INT
2016	13/13	72	16	88	8	1-50	0	5-14	0-0	1-0

COOK'S CAREER HIGHS

Tackles	11 vs Houston, Nov 25, 2016
Passes Defended	2 at Ole Miss, Oct 1, 2016
Tackles for Loss	1 (5x) last vs Houston, Nov 25, 2016
Fumble Recoveries	1 vs. Kansas, Sep 17, 2016
Fumble Return Yards	50 vs Kansas, Sep 17, 2016
Interceptions	1 at Tulane, Oct 14, 2016

COOK'S GAME-BY-GAME DEFENSE

Date	Opponent	UT	AT	TT	TFL	SK	FF	PBU	INT
9/3/16*	SEMO	7	1	8	1-4	0	0	1	0-0
9/17/16*	Kansas	8	0	8	1-3	0	1	0	0-0
9/24/16*	Bowling Green	2	0	2	0-0	0	0	0	0-0
10/1/16*	at Miss	5	4	9	0-0	0	0	2	0-0
10/6/16*	Temple	5	0	5	0-0	0	0	1	0-0
10/14/16*	at Tulane	1	2	3	0-0	0	0	0	1-0
10/22/16*	at Navy	6	2	8	1-2	0	0	1	0-0
10/29/16*	Tulsa	8	1	9	0-0	0	0	0	0-0
11/5/16*	at SMU	4	0	4	0-0	0	0	1	0-0
11/12/16*	USF	10	0	10	1-2	0	0	1	0-0
11/18/16*	at Cincinnati	2	2	4	0.5-2	0	0	0	0-0
11/25/16*	Houston	10	1	11	1-1	0	0	1	0-0
12/20/16*	vs WKU	4	3	7	0-0	0	0	0	0-0

#97

DEFENSIVE LINE

EMMANUEL COOPER

JUNIOR • 2L
6-1 • 245

ARKADELPHIA, ARK.
ARKADELPHIA HS

MAJOR: HEALTH STUDIES

CAREER

Has seen action in 12 games ... Has nine total stops (8-1), three TFL, one sack and one QB hurry ... Has one multi-tackle performance.

AWARDS (ACADEMIC/ATHLETIC)

Earned Tiger 3.0 Club accolades for the 2015 fall and 2016 spring semesters.

2016 (SOPHOMORE)

Played in nine contests, including the Boca Raton Bowl ... Posted eight total tackles (7-1), three TFL (6 yards), one sack (4 yards) and one QB hurry ... Had career game vs. Western Kentucky in the Boca Raton Bowl ... Had career highs vs. the Hilltoppers for total tackles (5), solo stops (5), TFL (2.0), TFL yardage (5), sacks (1.0), sack yardage (4) and QB hurries (1) ... Also logged solo hits in wins over Bowling Green and SMU ... Had an assisted tackle in the road victory at Cincinnati ... His one tackle vs. Bowling Green was a TFL (1 yard) ... Saw first game action of the season in the opener vs. Southeast Missouri.

2015 (FRESHMAN)

Saw limited action in three games ... Made one tackle, a solo stop ... Made his collegiate playing debut in the season-opening win over Missouri State ... Recorded his first collegiate tackle, an unassisted hit, in the fourth quarter vs. the Bears ... His solo stop was for no gain on a 2nd-and-10 play ... Also saw game action in victories over Kansas and SMU.

HIGH SCHOOL

Played for head coach J.R. Eldridge at Arkadelphia High School ... For his career, notched 312 total tackles, 55 TFL, 37 sacks, nine forced fumbles and five fumble recoveries ... Also scored four TD in prep career ... Named to the 2014 Arkansas Activities Association's (AAA) Class 4A All-State Team ... Earned all-state honors twice and all-conference accolades three times ... Twice named to *The Democrat-Gazette* Super Team Other 2014 honors included: Farm Bureau 4A Defensive Player of the Year, Little Rock Touchdown Club 4A Player of the Year and District 7-4A Lineman of the Year ... Helped lead the Badgers to the 2014 AAA Class 4A state playoffs quarter-final round ... As a junior in 2013, led the Badgers with 133 tackles, 37 TFL, 11 sacks and four forced fumbles ... Also played running back his junior campaign, racking up 382 rushing yards ... Helped lead the Badgers to a 7-4A Conference championship crown his junior year.

PERSONAL

Son of Mary Alice Franklin ... Has an older sister, TasheAuna, and a younger brother, Jacob ... Born in Albuquerque, New Mexico. ... Birthday is December 25 ... Health studies major ... Wife's name is Ashlen.

COOPER'S CAREER DEFENSIVE STATISTICS

YR	G/S	UT	AT	TOT	PD	FR	FF	TFL	SK	INT	QBH
2015	3/0	1	0	1	0	0-0	0	0-0	0-0	0-0	0
2016	9/0	7	1	8	0	0-0	0	3-6	1-4	0-0	1
Total	12/0	8	1	9	0	0-0	0	3-6	1-4	0-0	1

COOPER'S CAREER HIGHS

Tackles	5 vs. Western Kentucky, Dec 20, 2016
Sacks	1 vs Western Kentucky, Dec 20, 2016
Tackles for Loss	2 vs Western Kentucky, Dec 20, 2016

COOPER'S GAME-BY-GAME DEFENSE

Date	Opponent	UT	AT	TT	TFL	SK	FF	PB	INT	QBH
9/5/15	Missouri St.	1	0	1	0-0	0-0	0	0	0-0	0
9/12/15	at Kansas	0	0	0	0-0	0-0	0	0	0-0	0
9/19/15	at BGSU				Did Not Play					
9/24/15	Cincinnati				Did Not Play					
10/2/15	at USF				Did Not Play					
10/17/15	Ole Miss				Did Not Play					
10/23/15	at Tulsa				Did Not Play					
10/31/15	Tulane				Did Not Play					
11/7/15	Navy				Did Not Play					
11/14/15	at Houston				Did Not Play					
11/21/15	at Temple				Did Not Play					
11/28/15	SMU	0	0	0	0-0	0	0	0	0-0	0
12/30/15	vs Auburn				Did Not Play					
9/3/16	SEMO	0	0	0	0-0	0	0	0	0-0	0
9/17/16	Kansas	0	0	0	0-0	0	0	0	0-0	0
9/24/16	Bowling Green	1	0	1	1-1	0	0	0	0-0	0
10/1/16	at Ole Miss	0	0	0	0-0	0	0	0	0-0	0
10/6/16	Temple				Did Not Play					
10/14/16	at Tulane				Did Not Play					
10/22/16	at Navy				Did Not Play					
10/29/16	Tulsa				Did Not Play					
11/5/16	at SMU	1	0	1	0-0	0-0	0	0	0-0	0
11/12/16	USF				Did Not Play					
11/18/16	at Cincinnati	0	1	1	0-0	0-0	0	0	0-0	0
11/25/16	Houston	0	0	0	0-0	0-0	0	0	0-0	0
12/20/16	vs WKU	5	0	5	2-5	1-4	0	0	0-0	1

#10
WIDE RECEIVER

DAMONTE COXIE

R-FRESHMAN • RS
6-3 • 175

RESERVE, LA./EAST ST. JOHN/
LSU

MAJOR: COMMUNICATIONS

2016

Redshirted the 2016 season and has four years of eligibility remaining heading into 2017.

AWARDS (ACADEMIC/ATHLETIC)

Named the Glenn Jones Offensive Scout Team Player of the Year after sitting out 2016.


HIGH SCHOOL

Transferred to East St. John in his senior season of prep football ... Played at East St. John under head coach Alden Foster ... Played his previous seasons at Tara High School ... Ranked as the 24th-best prospect in Louisiana and a three-star recruit by 247Sports ... 247Sports also ranked him the fifth-ranked recruit in Louisiana ... Also a standout athlete in track and field at ESJ.

PERSONAL

Son of Monte Weathers and the late Donald Coxie ... Birthday is November 28 ... Major is communications.

2017 MEMPHIS TIGERS

	#11	WIDE RECEIVER
	SAM CRAFT	
	GRADUATED: MAY 2017	
	R-SENIOR • 3L	
	6-0 • 210	
MEMPHIS, TENN.		
OLIVE BRANCH HS		
MAJOR: SPORTS ADMINISTRATION		

CAREER

Received a medical redshirt for the 2016 season and returns for a fifth year in 2017 ... Graduated in May of 2017 with a degree in physical education ... Has played in 36 games, making 23 starts ... Enters final campaign as squad's second-leading active rusher with 782 yards on 212 carries ... Has 13 rushing TD ... Has 64 receptions for 660 yards and four scores ... Has 19 multi-reception games ... Also has 15 kick returns for 309 yards ... Has 1,751 all-purpose yards and 19 total TD ... Also played in 18 games with the Memphis men's basketball team after the Birmingham Bowl in 2015, making seven starts and averaging 2.1 points and 1.2 rebounds.

AWARDS (ACADEMIC/ATHLETIC)

Earned Tiger 3.0 Club for the 2013 fall and 2014 spring semesters.

2016 (SENIOR)

Saw action in only four games before missing the remainder of the season with injuries ... Awarded a medical redshirt following the season ... Made one start vs. Temple ... Rushed for 16 yards on 16 carries ... Caught 10 passes for 126 yards and one TD ... Ran for a season-high 14 yards on six carries in a home win over Bowling Green ... Had a season-best 48 receiving yards on two catches vs. the Falcons ... Scored his lone TD of the season vs. Bowling Green ... Hauled in a season-high four receptions in games vs. Ole Miss (4-35 yards) and Temple (4-43 yards) ... Final game action of the season came in a road victory at Tulane ... As a result of injuries, sat out the final seven games of the season, including the Boca Raton Bowl ... Missed the season's first two contests as a result of a hamstring injury suffered in preseason drills.

2015 (JUNIOR)

Played in 12 games and made six starts ... Started the first six games of the season ... Only game missed was the Navy contest ... Team's third-leading rusher with 333 yards on 82 carries ... Also had eight receptions for 114 yards and 11 kick returns for 213 yards (second on team) ... His 660 all-purpose yards (333 rush/114 receive/213 return) was sixth on the team ... Posted season highs for rushing yards (72) and attempts (12) in the season-opening win over Missouri State ... Had consecutive 50-yard rushing performances in wins over Bowling Green and Cincinnati ... Tied a season high with 12 rushing attempts vs. the Bearcats ... Recorded top receiving game of season in a road win at Bowling Green ... Caught a season-best three passes for a season-high 63 yards and one TD vs. the Falcons ... His 60-yard TD reception — a career-long catch — tied the contest at 34-all late in the third period ... Totaled a career-high 184 all-purpose yards (50

rush/63 receive/71 return) vs. Bowling Green ... The 71 kick-return yards and four kick returns vs. the Falcons were career bests ... Had two catches for 33 yards and a score in the road win at USF ... His 20-yard TD reception was the Tigers' first score and pulled them to within 10-7 early in the second quarter ... Rushed for 20 yards on eight carries in the win over Ole Miss ... Scored on a four-yard TD run late in the second quarter to give Memphis its first lead of the contest at 17-14 ... Rushed for 31 yards on four carries in a road win at Tulane ... Gained 40 yards on four rushing attempts in a road setback at Temple ... Had a career-long 26-yard rush vs. the Owls ... The 26-yard rush came in the first scoring drive of the games ... On a 1st-and-10 from the Memphis 45, ran to the Temple 29 ... Six plays later, Jake Elliott kicked a 31-yard FG for a 3-0 lead ... Saw action in the Birmingham Bowl and had five rushes for 12 yards and one kick return for 23 yards ... Joined the Tigers basketball team for the 2015-16 campaign following the Birmingham Bowl ... Saw action in 18 games and made seven starts ... Averaged 2.1 points and 1.2 rebounds ... Dished out 17 assists and had six steals.

2014 (SOPHOMORE)

Despite playing in eight games due to a midyear injury, ranked third on the team in rushing yards with 331 yards on 89 carries and three TD ... Also one of nine players to register double-digit receptions with 15 catches for 83 yards ... Started six games (4 at WR/2at RB) ... Started the season opener vs. Austin Peay and scored the Tigers' first points on a two-yard plunge just 2:49 into the contest ... Finished the game with eight carries for 27 yards and one score and also had three receptions for 14 yards ... Caught three passes for 38 yards and had six carries for 19 yards and a TD in a road loss at UCLA ... Helped put the Tigers ahead early with a 17-yard catch to convert a 3rd-and-5 play to continue the team's 75-yard drive that resulted in a score for a 7-6 lead ... Also scored on a seven-yard run in the second quarter to give Memphis a 14-13 lead ... In a 36-17 win over Middle Tennessee, ran for 52 yards on six carries and also had an eight-yard reception ... First career start at running back came in the Tigers' 41-14 American Athletic Conference opener at Cincinnati ... Carried the ball 38 times, the fourth-most rushing attempts in school history ... Ran for 170 yards and scored on a six-yard run in the third quarter ... The 38 carries and 170 rushing yards both were career bests ... In the game, Memphis had 69 rushing attempts, sixth-most in school history ... The Tigers had 610 yards of total offense in the Cincinnati game, sixth-most in school history ... Also started at running back against Houston and rushed for 49 yards on 17 carries ... Also caught four passes for 24 yards vs. the Cougars ... Missed the next five games with an injury before returning to play against Connecticut in the regular-season finale in which the Tigers captured the American Athletic Conference title ... Started at receiver vs. BYU in the Miami Beach Bowl ... Had seven rushes for 28 yards in the thrilling 55-48 double-overtime victory over the Cougars ... In the second quarter, converted a 3rd-and-2 play with a nine-yard run to set up a score that increased the Tigers' lead to 24-14.

2013 (FRESHMAN)

After playing a reserve role in the season's first two weeks, started the final 10 games at wide receiver ... Team's second-leading receiver with 31 catches for 337 yards and one TD ... Had eight games with two or more receptions ... Ran the ball 25 times for 102 yards and a team-high tying five rushing TD ... In first career start vs. Arkansas State, had a five-yard rushing TD and caught three passes for 32 yards, including a 24-yard reception on the team's first play from scrimmage ... Tacked on to the play was a 15-yard face-mask penalty, giving the Tigers the ball at the Red Wolves 38-yard line ... Memphis scored six plays later for a 24-7 halftime lead ... His five-yard TD run in the second quarter made him a part of the first father/son duo to score TD in school history ... Father, Ray, caught TD passes against Southern Miss and Vanderbilt in helping Memphis to a 6-5 record his junior season ... In American Athletic Conference opener against UCF, rushed for 28 yards on four carries and had two receptions for 30 yards ... Trailing 24-17 with 1:46 to play in the game, had a 19-yard reception to move the ball to midfield, but the Tigers' potential tying scoring drive stalled inside the UCF 10 ... Against SMU, rushed for 26 yards on four carries and had four receptions for 30 yards ... Recorded a career-high 83 receiving yards against UT Martin ... With three TD scored against Temple (2 rush/1 reception), tied for the sixth-most points scored in a game in school history ... Had a season-high seven receptions for 62 yards vs. Temple ... Included in those seven catches was a 10-yard TD pass on the second-half opening drive to cut the Owls' lead to 17-14 ... Also had TD runs of one and three yards against Temple ... Closed the year with four receptions for 51 yards against Connecticut.

HIGH SCHOOL

Played for head coach Scott Samsel at Olive Branch High School ... Named the 2012 Mississippi High School Activities Association (MHSAA) 6A All-Region I offensive MVP ... Selected to 2012 *The Commercial Appeal's* Best of the Preps Mississippi/Arkansas Team ... As a senior in 2012, completed 116-of-234 passes for 1,798 yards and 14 TD ... Threw four TD passes of 70 or more yards, including two to Jamil Collins, who is a current Memphis teammate ... Also came close to rushing for 1,000 yards, finishing with 974 yards on 177 attempts and 16 TD ... Had five 100-plus rushing games ... Caught 10 passes for 286 yards and four scores ... On special teams, had eight kickoff returns for 25 yards ... In third game of the season, averaged 25 yards per completion, going 8-for-16 for 201 yards with three TD ... Helped the Conquistadors begin the season 4-0 with a strong rushing effort in a 43-33 win over Memphis University School (MUS) ... Against MUS, carried the ball 24 times for 153 yards and three TD, including a 53-yard scoring run which gave Olive Branch a 14-12 lead in the third quarter ... Had two TD in the fourth quarter, including an eight-yard score which highlighted a 29-point quarter and gave Olive Branch a 34-33 lead with 1:50 to play ... Named the Touchdown Club of Memphis Offensive Player of the Week for his performance against

MUS ... The following week, had a season-high 164-yard rushing yards and three rushing TD in a 31-28 win over Southaven ... The three rushing TD performance was his second straight for the season ... Registered season highs for pass completions, attempts and yards in a 21-0 shut-out of Grenada ... Was 13-for-27 passing for 231 yards and two TD ... Also ran for 98 yards and a score against Grenada ... Began the 2012 MHSAA Class 6A playoffs by completing 7-of-11 passes for 175 yards and three TD in a 53-21 win over Warren Central ... Also caught three passes for 103 yards and two scores in the playoff victory ... As a senior, also played on the Olive Branch basketball team for head coach Eric Rombaugh ... Averaged 22.9 points, 4.2 rebounds, 2.9 assists and 2.4 steals ... Transferred to Olive Branch High School after playing his junior year at Craigmont for head coach Cecil Vanhooks ... Saw action in seven games at Craigmont in 2011, completing 45-of-89 passes for 928 yards and 10 TD ... Rushed for 466 yards on 67 carries and 12 scores ... Helped lead the Chiefs to a district title for the first time in nine years ... As a member of Craigmont's basketball team in 2011-12, played in 32 games and averaged 12.9 points ... Named the Tennessee Secondary School Athletic Association (TSSAA) Class AAA Tournament MVP after helping lead the Chiefs to the 2011 state title ... Netted 15 points in the state championship game ... Craigmont finished 2010-11 with a 33-5 record ... In 2010, his AAU team placed second at the Peach Jam ... Played AAU basketball with former Tiger Shaq Goodwin.

PERSONAL

Graduated with his degree in physical education and is working on a second degree in sports administration ... Son of Ray and Chiquita Craft ... Birthday is July 16 ... Father, Ray, played football at Memphis from 1986-88 and is a member of the University of Memphis campus police department ... His older twin brothers, Marcell and Montrell, played at North Alabama ... Also has a younger sister, Christina.

CRAFT'S CAREER RUSHING STATISTICS

YR	G/S	NO	YDS	AVG/R	TDS	LG	AVG/G
2013	12/9	25	102	3.9	5	15	8.5
2014	8/6	89	331	3.7	3	19	41.3
2015	12/7	82	333	4.1	5	26	27.8
2016	4/1	16	16	1.0	0	13	4.0
Total	36/23	212	782	3.7	13	26	21.7

CRAFT'S CAREER RECEIVING STATISTICS

YR	G/S	NO	YDS	AVG/C	TDS	LG	REC/G	AVG/G
2013	12/9	31	337	10.9	1	30	2.6	28.1
2014	8/6	15	83	5.5	0	17	1.8	10.4
2015	12/7	8	114	14.3	2	60	0.7	9.5
2016	4/1	10	126	12.6	1	43	2.5	31.5
Total	36/23	64	660	10.3	4	60	1.8	18.3

CRAFT'S CAREER KICKOFF RETURN STATISTICS

YR	G/S	NO	YDS	TDS	LG	AVG/R	AVG/G
2013	12/9	3	73	0	54	24.3	6.1
2014	8/6	1	23	0	23	23.0	2.9
2015	12/7	11	213	0	27	21.0	17.8
Total	32/22	15	309	0	104	20.6	9.7

CRAFT'S CAREER HIGHS

Points Scored	18, Temple, Nov 30, 2013
---------------	--------------------------

2017 MEMPHIS TIGERS

CRAFT'S CAREER HIGHS

Touchdowns	3, Temple, Nov 30, 2013
Rush Attempts	38, Cincinnati, Oct 4, 2014
Rush Yards	170, Cincinnati, Oct 4, 2014
Rush TDs	2, 2 times, last vs Cincinnati, Sep 24, 2015
Long Rush	26, at Temple, Nov 21, 2015
Receptions	7, Temple, Nov 30, 2013
Receiving Yards	83, UT Martin, Nov 9, 2013 (3 rec)
Receiving TDs	1, 4 times, last vs BGSU, Sep 24, 2016
Long Reception	60, at BGSU, Sep 12, 2015
Total Offense Attempts	38, Cincinnati, Oct 4, 2014
Total Offense Yards	170, Cincinnati, Oct 4, 2014
All-Purpose Yards	170, Cincinnati, Oct 4, 2014
Kick Returns	4 at Bowling Green, Sep 19, 2015
Kick Return Yards	71 at Bowling Green, Sep 19, 2015
Long Kick Return	54, vs Temple, Nov 30, 2013

CRAFT'S GAME-BY-GAME RUSHING

Date	Opponent	No	Yds	Avg	TDs	LG
9/7/13	Duke	1	14	14.0	0	14
9/14/13	at MTSU	2	6	3.0	0	3
9/21/13*	Arkansas State	3	-3	-1.0	1	5
10/5/13*	UCF	4	28	7.0	1	15
10/12/13*	at Houston	2	5	2.5	0	3
10/19/13*	SMU	4	26	6.5	0	11
10/30/13*	Cincinnati	0	0	0.0	0	0
11/9/13	UT Martin	2	14	7.0	1	8
11/16/13*	at USF	1	-1	-1.0	0	0
11/23/13*	at Louisville	1	0	0.0	0	0
11/30/13*	Temple	3	0	0.0	2	3
12/7/13*	at UConn	2	13	6.5	0	8
8/30/14*	Austin Peay	8	27	3.4	1	9
9/6/14	at UCLA	6	19	3.2	1	9
9/20/14*	MTSU	6	52	8.7	0	19
9/27/14*	at Ole Miss	3	-16	-5.3	0	1
10/4/14*	at Cincinnati	38	170	4.5	1	14
10/11/14*	Houston	17	49	2.9	0	9
10/25/14	at SMU			Did Not Play		
10/31/14	Tulsa			Did Not Play		
11/7/14	at Temple			Did Not Play		
11/15/14	at Tulane			Did Not Play		
11/22/14	USF			Did Not Play		
11/29/14	UConn	4	2	0.5	0	3
12/22/14*	BYU	7	28	4.0	0	9
9/5/15*	Missouri St	12	72	6.0	0	16
9/12/15*	at Kansas	7	15	2.1	1	4
9/19/15*	at BGSU	11	50	4.5	1	17
9/24/15*	Cincinnati	12	50	4.2	2	11
10/2/15*	at USF	8	12	1.5	0	5
10/17/15*	Ole Miss	8	20	2.5	1	8
10/23/15	at Tulsa	1	2	2.0	0	2
10/31/15	Tulane	4	31	7.8	0	17
11/7/15	Navy			Did Not Play		
11/14/15	at Houston	5	8	1.6	0	4
11/21/15	at Temple	4	40	10.0	0	26
11/28/15	SMU	5	21	4.2	0	18
12/30/15	Auburn	5	12	2.4	0	5
9/3/16	SEMO			Did Not Play		
9/17/16	Kansas			Did Not Play		
9/24/16	Bowling Green	6	14	2.3	0	13
10/1/16	at Ole Miss	1	-13	-13.0	0	-13
10/6/16*	Temple	7	9	1.3	0	5
10/14/16	at Tulane	2	6	3.0	0	7
10/22/16	at Navy			Did Not Play		
10/29/16	Tulsa			Did Not Play		
11/5/16	at SMU			Did Not Play		
11/12/16	USF			Did Not Play		
11/18/16	at Cincinnati			Did Not Play		
11/25/16	Houston			Did Not Play		

CRAFT'S GAME-BY-GAME RECEIVING

Date	Opponent	No	Yds	Avg	TDs	LG
9/7/13	Duke	0	0	0.0	0	0
9/14/13	at MTSU	2	18	9.0	0	12

CRAFT'S GAME-BY-GAME RECEIVING

Date	Opponent	No	Yds	Avg	TDs	LG
9/21/13*	Arkansas State	3	32	10.7	0	24
10/5/13	UCF	2	30	15.0	0	19
10/12/13*	at Houston	1	3	3.0	0	3
10/19/13*	SMU	4	30	7.5	0	15
10/30/13*	Cincinnati	0	0	0.0	0	0
11/9/13	UT Martin	3	83	27.7	0	30
11/16/13*	at USF	2	16	8.0	0	13
11/23/13*	at Louisville	3	12	4.0	0	11
11/30/13*	Temple	7	62	8.9	1	21
12/7/13*	at UConn	4	51	12.8	0	29
8/30/14*	Austin Peay	3	14	4.7	0	8
9/6/14	at UCLA	3	38	12.7	0	17
9/20/14*	MTSU	1	8	8.0	0	8
9/27/14*	at Ole Miss	4	-1	-0.3	0	3
10/4/14*	at Cincinnati	0	0	0.0	0	0
10/11/14*	Houston	4	24	6.0	0	13
10/25/14	at SMU			Did Not Play		
10/31/14	Tulsa			Did Not Play		
11/7/14	at Temple			Did Not Play		
11/15/14	at Tulane			Did Not Play		
11/22/14	USF			Did Not Play		
11/29/14	UConn	0	0	0.0	0	0
12/22/14	vs BYU	0	0	0.0	0	0
9/5/15*	Missouri St	0	0	0.0	0	0
9/12/15*	at Kansas	1	13	13.0	0	13
9/19/15*	at BGSU	3	63	21.0	1	60
9/24/15*	Cincinnati	2	5	2.5	0	7
10/2/15*	at USF	2	33	16.5	1	20
10/17/15*	Ole Miss	0	0	0.0	0	0
10/23/15	at Tulsa	0	0	0.0	0	0
10/31/15	Tulane	0	0	0.0	0	0
11/7/15	Navy			Did Not Play		
11/14/15	at Houston	0	0	0.0	0	0
11/21/15	at Temple	0	0	0.0	0	0
11/28/15	SMU	0	0	0.0	0	0
12/30/15	Auburn	0	0	0.0	0	0
9/3/16	SEMO			Did Not Play		
9/17/16	Kansas			Did Not Play		
9/24/16	Bowling Green	2	48	24.0	1	43
10/1/16	at Ole Miss	4	35	8.8	0	19
10/6/16*	Temple	4	43	10.8	0	21
10/14/16	at Tulane	0	0	0.0	0	0
10/22/16	at Navy			Did Not Play		
10/29/16	Tulsa			Did Not Play		
11/5/16	at SMU			Did Not Play		
11/12/16	USF			Did Not Play		
11/18/16	at Cincinnati			Did Not Play		
11/25/16	Houston			Did Not Play		

#7

QUARTERBACK

BRADY DAVIS

R-SOPHOMORE • RS

6-4 • 205

COLUMBUS, MISS.

STARKVILLE HS

MAJOR: SPORT AND LEISURE MANAGEMENT

CAREER

Sat out 2016 campaign with a left knee injury ... Redshirted his freshman season in 2015 ... Returned to the practice field during the 2017 spring drills.

HONORS (ACADEMIC/ATHLETIC)

Earned Tiger 3.0 Club distinction for the 2015 fall semester.

2016 (REDSHIRT FRESHMAN)

Missed the entire season after suffering a left knee injury in a late preseason scrimmage.

2015 (FRESHMAN)


Redshirted.

HIGH SCHOOL

Played his final prep season at Starkville High School for head coach Jamie Mitchell ... Transferred to Starkville from New Hope High School, where he played his junior season in 2013 ... Named the 2014 Mississippi High School Athletic Association (MHSAA) Class 6A Offensive Player of the Year ... Other 2014 honors included: *The Clarion Ledger* All-State first team, *The Columbus Dispatch's* Large Schools Offensive Player of the Year and *The Clarion-Ledger's* Best of MSPreps team ... Also a *Clarion Ledger* Best of MSPreps Football Player of the Year finalist ... Threw for 3,417 yards and 42 TD his senior campaign ... Helped lead Starkville High School to 13-straight wins before falling to eventual MHSAA Class 6A state champion South Panola in the North State title game ... Helped lead the Yellow Jackets to a the MHSAA Class 6A/Region 2 crown ... Starkville High School climbed as high as No. 14 in the 2014 national poll ... Recognized by *USA Today* High School Sports with its All-USA Performance of the Week honor after completing 21-of-32 passes for 411 yards and six TD to lead the Yellow Jackets to a 52-29 win over Oxford, which, at the time, was the top-ranked team in the state of Mississippi ... Played for Mississippi in the annual Alabama-Mississippi All-Star Game ... Completed his first 11 passes for 123 yards and three TD ... Finished the all-star game with 158 passing yards ... As a junior at New Hope High School, passed for 2,626 yards and 23 TD ... In a contests against West Point, passed for 506 yards and six TD.

PERSONAL

Son of Brian Davis and Rhonda Davis ... Has an older brother ... Born in Amory, Mississippi ... Birthday is February 25 ... Sport and leisure management major.



#79

OFFENSIVE LINE

SCOTTIE DILL

R-SOPHOMORE • 1L

6-7 • 285

MEMPHIS, TENN.

BRIARCREST CHRISTIAN SCHOOL

MAJOR: MANAGEMENT

CAREER

Joined the program as a walk-on ... Has played in 13 games ... Has seen most of his game action on special teams.

2016 (REDSHIRT FRESHMAN)

Played in all 13 games, including the Boca Raton Bowl ... Saw a majority of his playing time on special teams ... Also played 44 total snaps on the offensive line at left and right tackle ... Saw game action on the offensive line vs. Kansas, Bowling Green and SMU.

2015 (FRESHMAN)

Did not seen game action ... Member of the 2015 squad that went 9-4 and played in the Birmingham Bowl.

HIGH SCHOOL

Played at Briarcrest Christian School for head coach Carly Powers ... As a senior in 2014, helped lead the Saints to a 7-5 overall record and a Tennessee Secondary School Athletic Association (TSSAA) Class AA Division II state playoffs berth ... The Saints advanced to the state play-offs quarterfinal round.

PERSONAL

Son of Scott and Michelle Dill ... Has a sister, Mallory ... Born in Minneapolis, Minnesota ... Birthday is September 23 ... Managment major ... Father played football at Memphis from 1985-87 and also played in the NFL with the Arizona Cardinals (1988-89), Tampa Bay Buccaneers (1990-95) and Minnesota Vikings (1996-97).

DILL'S CAREER OFFENSIVE LINE STATISTICS


YR	GAMES/STARTS	PLAYS/TOTAL TEAM PLAYS
2016	13/0	44/964
Total	13/0	44/964

DILL'S CAREER HIGHS

Offensive Plays | 26 vs Bowling Green, Sep 24, 2016

DILL'S GAME-BY-GAME OFFENSIVE LINE

Date	Opponent	Position - Plays
9/3/16	SEMO	Special Teams
9/17/16	Kansas	Special Teams & Left Tackle - 14/72
9/24/16	Bowling Green	Special Teams - 26/77
10/1/16	at Ole Miss	Special Teams
10/6/16	Temple	Special Teams
10/14/16	at Tulane	Special Teams
10/22/16	at Navy	Special Teams
10/29/16	Tulsa	Special Teams
11/5/16	at SMU	Special Teams & - Right Tackle 4/72
11/12/16	USF	Special Teams
11/18/16	at Cincinnati	Special Teams
11/25/16	Houston	Special Teams
12/20/16	vs WKU	Special Teams



#94

DEFENSIVE LINE

FREDDIE DILLARD

R-FRESHMAN • RS

6-3 • 265

MEMPHIS, TENN.

GERMANTOWN HS

MAJOR: HEALTH STUDIES

2016

Redshirted the 2016 season and has four years of eligibility remaining heading into 2017.

HIGH SCHOOL

Played three seasons on the Germantown High School varsity football squad ... Helped lead the Red Devils to a 2015 Tennessee Secondary School Athletic Association (TSSAA) Class 6A state playoffs berth his senior campaign ... Program's first TSSAA postseason appearance since 2012 ... Also played rugby at Germantown High School

2017 MEMPHIS TIGERS

PERSONAL

Son of Kwielyn Wiseman and Freddie Lee Dillard Jr ... Full name is Freddie Dillard III ... Birthday is August 17 ... Health studies major.

	#34	LINEBACKER
	JACKSON DILLON	
	GRADUATED: MAY 2017	
	R-SENIOR • 3L	
	6-6 • 260	
RINGLING, OKLA.		
RINGLING HS		
MAJOR: SPORTS ADMINISTRATION		

CAREER

Graduated in May of 2017 with a degree in organizational leadership ... Returning to action in 2017 after sitting out most of the 2016 campaign as a result of knee injuries ... Received a medical hardship waiver to play a fifth season ... Three-year starter (2013-15) at the Dawg position, a hybrid position in Memphis' defensive scheme ... Has played in all 39 games of his career, starting 31 ... Has registered 109 total tackles (77-32), 20.5 TFL (78 yards) and 4.5 sacks (34 yards) ... Also credited with three PBU, two forced fumbles, two fumble recoveries and two blocked kicks ... Has 27 multi-tackle contests.

HONORS (ACADEMIC/ATHLETIC)

Earned Tiger 3.0 Club recognition for the 2016 spring semester ... Named to NFL.com's 2014-15 All-Bowl Team for performance in Miami Beach Bowl (55-48 double-overtime win over BYU) ... Had a career-high 11 tackles, including two sacks and three TFL, vs. BYU.

2016 (SENIOR)

Saw action in one game ... Played nine snaps in the season opener vs. Southeast Missouri ... Sat out the rest of the season as a result of knee injuries ... Following the season, received a medical hardship waiver to play a fifth year in 2017.

2015 (JUNIOR)

Played in all 13 games and made 11 starts ... Squad's 10th-leading tackler with 37 total hits (24 solo/13 assists) ... His 24 solo stops were 12th on the squad ... Registered 6.0 TFL (15 yards), two fumble recoveries, one QB hurry and one blocked kick ... Had 10 multi-tackle performances, including six straight to begin the campaign ... Started the first 11 games of the season ... Had two solo stops in the season-opening victory over Missouri State ... Posted season highs for total tackles (8), unassisted stops (6) and assists (2) in the road win at Kansas ... Led squad in total tackles and solo stops vs. the Jayhawks ... Had one TFL vs. Kansas ... Followed Kansas game with multi-tackle games vs. Bowling Green (4 hits), Cincinnati (3), USF (2) and Ole Miss (3) ... Also had a TFL for six yards vs. the Rebels ... His TFL yardage was a season high ... Contributed on consecutive plays on Ole Miss' early second-quarter drive that kept Memphis within striking distance ... With the Rebels leading 14-7 and driving to the Tigers 10-yard line, stonewalled the Rebels runner for no gain on a 3rd-and-1 ... The following play, threw the Ole Miss rusher for a loss

of six yards, ending the Rebels' scoring threat ... Had three total stops, including a season-high 2.5 TFL for six yards (tied TFL yardage season best), in a home win over Tulane ... Recorded his second career blocked kick when he swatted the Green Wave's PAT attempt following their first TD ... Had four total stops (3-1) in a home setback to Navy ... Scored first collegiate TD on a one-yard fumble recovery for a score in the regular-season home finale over SMU ... Fumble recovery TD came late in the third quarter when the SMU rusher lost the ball at the Mustangs 3-yard line ... Scooped up the loose ball at the SMU 1 and crossed the goal line for the TD ... Also had two total tackles vs. the Mustangs (1-1) ... Posted four total tackles (1-3) vs. Auburn in the Birmingham Bowl ... Had 1.5 TFL for two yards vs. the Tigers.

2014 (SOPHOMORE)

Saw action in all 13 games ... Made 12 starts ... Squad's fifth-leading tackler with 43 total hits ... Also tied for fifth on the team with 33 solo stops ... Had 10 assisted hits (fourth on team) ... Third on squad with 9.0 TFL (50 yards) and tied for third on team with 3.5 sacks (27 yards) ... Also had two forced fumbles, one PBU and one blocked kick ... Posted 10 multi-tackle games ... Member of the Tigers defensive unit which ranked 11th nationally in scoring defense (19.5 ppg) ... Memphis also ranked nationally in pass efficiency defense (8th; 106.31), rushing defense (19th; 121.5 ypg) and red zone defense (3rd; .688) ... Helped lead Memphis to the American Athletic Conference crown, the program's first league title since 1971 ... The Tigers also won the Miami Beach Bowl title with a thrilling 55-48 double-overtime win over BYU ... Recorded five solo stops in a narrow road setback at UCLA ... First tackle against the Bruins was on a pass play in which he dropped the receiver for a three-yard loss and forced a punt to end UCLA's first offensive series ... Also had a third-quarter sack among his two TFL against the Bruins ... Had three tackles in a win over Middle Tennessee ... At Ole Miss, had five total tackles, including a TFL for four yards ... Registered three total tackles, including two TFL (7 yards) and 0.5 sacks, in a home setback to Houston ... Three of four solo stops at Tulane came on one Green Wave possession that ended in a missed FG ... Had two unassisted tackles, including one TFL for 10 yards, in a home win over USF ... His 10-yard TFL came late in the third quarter vs. USF with the Tigers leading 28-13 and the Bulls in the red zone ... His TFL stopped USF's runner in the backfield and also forced a fumble that was recovered by Donald Pennington ... Memphis turned that USF miscue into a FG that put the game out of reach ... Had three solo tackles in the 41-10 win over Connecticut that clinched the American Athletic Conference championship ... Had a career performance in the Miami Beach Bowl victory over BYU ... Led the Tigers with 11 total tackles (8-3), including three TFL (24 yards) and two sacks (22 yards) ... Established career highs for total tackles (11), solo hits (8), TFL (3), TFL yardage (24) and sack yardage (22) ... In the bowl game, stopped BYU's running back on the third play from scrimmage and forced a fumble that was recovered by Andrew

Gaines ... Memphis quickly turned the Cougars' miscue into points, needing only three plays to score a TD and take a 7-0 lead ... With the game tied at 14-all, had a sack for an 11-yard loss to force a punt that led to another Memphis first-quarter scoring drive.

2013 (FRESHMAN)

Played in 12 game — eight as a starter — at the Dawg linebacker position ... Registered 29 total tackles (20 solo/9 assists), 5.5 TFL (13 yards) and one sack (7 yards) ... Also had two pass breakups and one blocked kick ... Saw game action in a reserve role in the season's first four games ... Made first collegiate tackle (assist) in a home win over Arkansas State ... Had first collegiate solo hit in a home setback to UCF ... Earned his first collegiate start came in a road setback at Houston ... Recorded his first collegiate multi-tackle performance with two total tackles (1-1) vs. the Cougars ... Followed the Houston game with seven-straight starts to close the season ... In a loss at SMU, had four total tackles (3-1) ... Posted his first collegiate TFL against the Mustangs (1 yard) ... Had a season-high eight tackles (4-4) against Cincinnati ... Also recorded his first collegiate PBU vs. the Bearcats ... The four solo stops and four assists vs. Cincinnati also were season bests ... In next three league games, had at least one TFL ... Totaled 4.5 TFL for 12 yards in those three conference games ... At USF, tied a season high with four solo stops, including a season-best two TFL (4 yards) ... The following week at Louisville, had a season-high tying four unassisted tackles, including his first collegiate sack for seven yards ... The TFL/sack for seven yards was a season best for lost yardage ... Blocked first collegiate kick vs. the Cardinals, a 50-yard FG early in the second quarter ... Wrapped up three-game league stretch with a TFL with three total tackles (2-1), including 1.5 TFL, in a home setback to Temple.

HIGH SCHOOL

Played for head coach Tracy Gandy at Ringling High School ... Selected to the 2012 Oklahoma Coaches Association (OCA) All-State Team ... Named to the OCA's All-West Team at defensive end ... Named to *The Oklahoman's* 100th All-State Team at Class A ... Selected the District 4-A Defensive Player of the Year ... Helped lead Ringling High School to the 2012 Oklahoma Class A state championship ... Ranked No. 7 in the Oklahoma AP poll, the Blue Devils' state title run included three victories over higher-ranked teams ... In 35-21 semifinal victory over Texoma, rushed for 103 yards on 20 carries and two TD ... In the 39-12 title game victory over Wynnewood, rushed for 143 yards and two TD and had a 22-yard reception ... In the championship game and with Ringling facing 4th-and-2, rambled for a 68-yard TD for the game-clinching score.

PERSONAL

Son of Richard and Robin Dillon ... Born in Tulsa, Oklahoma ... Birthday is October 11 ... Father played football at the University of Oklahoma ... Has an older sister, Logan ... Graduated from Memphis in May of 2017 ... Working on a second degree in sports management.

DILLON'S CAREER DEFENSIVE STATISTICS

YR	G/S	UT	AT	TOT	PD	FR	FF	TFL	SK	INT
2013	12/8	20	9	29	2	0-0	0	5.5-13	1-7	0-0
2014	13/12	33	10	43	1	0-0	2	9.0-50	3.5-27	0-0
2015	13/11	24	13	37	0	2-1	0	6.0-15	0-0	0-0
2016	1/0	0	0	0	0	0-0	0	0-0	0-0	0-0
Total	39/31	77	32	109	3	2-1	2	20.5-78	4.5-34	0-0

DILLON'S CAREER HIGHS

Tackles	11, BYU, Dec 22, 2014
Tackles for Loss	3, BYU, Dec 22, 2014
Sacks	2, BYU, Dec 22, 2014
Pass Breakups	1 (3x), SMU, Oct 25, 2014
Blocked Kick	1 (3x), Tulane (PAT), Oct 31, 2015
Force Fumbles	1 (2x), BYU, Dec 22, 2014
Fumble Recoveries	1, Missouri State, Sep 5, 2015
Fumble Recovery TD	1, SMU, Nov 28, 2015

DILLON'S GAME-BY-GAME DEFENSE

Date	Opponent	UT	AT	TT	TFL	SK	FF	PB	INT
9/7/13	Duke	0	0	0	0-0	0-0	0	0	0-0
9/14/13	at MTSU	0	0	0	0-0	0-0	0	0	0-0
9/21/13	Arkansas State	0	1	1	0-0	0-0	0	0	0-0
10/5/13	UCF	1	0	1	0-0	0-0	0	0	0-0
10/12/13*	at Houston	1	1	2	0-0	0-0	0	0	0-0
10/19/13*	SMU	3	1	4	1-1	0-0	0	0	0-0
10/30/13*	Cincinnati	4	4	8	0-0	0-0	1	1	0-0
11/9/13*	UT Martin	1	1	2	0-0	0-0	0	0	0-0
11/16/13*	at USF	4	0	4	2-4	0-0	0	0	0-0
11/23/13*	at Louisville	4	0	4	1-7	1-7	0	0	0-0
11/30/13*	Temple	2	1	3	1.5-1	0-0	0	0	0-0
12/7/13*	at UConn	0	0	0	0-0	0-0	0	1	0-0
8/30/14*	Austin Peay	1	0	1	0-0	0-0	0	0	0-0
9/6/14*	at UCLA	5	0	5	2-5	1-2	0	0	0-0
9/20/14*	MTSU	2	1	3	0-0	0-0	0	0	0-0
9/27/14	at Ole Miss	3	2	5	1-4	0-0	0	0	0-0
10/4/14*	at Cincinnati	1	0	1	0-0	0-0	0	0	0-0
10/11/14*	Houston	1	2	3	2-7	0.5-3	0	0	0-0
10/25/14*	at SMU	1	1	2	0-0	0-0	0	1	0-0
10/31/14*	Tulsa	0	1	1	0-0	0-0	0	0	0-0
11/7/14*	at Temple	2	0	2	0-0	0-0	0	0	0-0
11/15/14*	at Tulane	4	0	4	0-0	0-0	0	0	0-0
11/22/14*	USF	2	0	2	1-10	0-0	1	0	0-0
11/29/14*	UConn	3	0	3	0-0	0-0	0	0	0-0
12/2/14*	vs BYU	8	3	11	3-24	2-22	1	0	0-0
9/5/15*	Missouri St	2	0	2	0-0	0-0	0	0	0-0
9/12/15*	at Kansas	6	2	8	1-1	0-0	0	0	0-0
9/19/15*	at BGSU	2	2	4	0-0	0-0	0	0	0-0
9/24/15*	Cincinnati	2	1	3	0-0	0-0	0	0	0-0
10/2/15*	at USF	2	0	2	0-0	0-0	0	0	0-0
10/17/15*	Ole Miss	2	1	3	1-6	0-0	0	0	0-0
10/24/15*	at Tulsa	0	0	0	0-0	0-0	0	0	0-0
10/31/15*	Tulane	2	1	3	2.5-6	0-0	0	0	0-0
11/7/15*	Navy	3	1	4	0-0	0-0	0	0	0-0
11/14/15*	at Houston	0	1	1	0-0	0-0	0	0	0-0
11/21/15*	at Temple	1	0	1	0-0	0-0	0	0	0-0
11/28/15	SMU	1	1	2	0-0	0-0	0	0	0-0
12/30/15	Auburn	1	3	4	1.5-2	0-0	0	0	0-0
9/3/16	SEMO	0	0	0	0-0	0-0	0	0	0-0

Missed remainder of 2016 season due to injury

#28

RUNNING BACK

DOROLAND DORCEUS

R-SENIOR • 3L

5-10 • 215

NEW ORLEANS, LA.

SPRING HS (TEXAS)

MAJOR: FINANCE

CAREER

Has seen action in 39 games, making 13 starts ... The 31st player in program history to rush for 1,000 yards in a career ... Enters 2017 season with 1,881 yards (363 carries), which is 10th on the all-time rushing list ... If maintains

2017 MEMPHIS TIGERS

pace of 627 yards per season, would move into the top-five on the program's career rushing chart ... Also has 21 receptions for 294 yards ... Has 2,199 all-purpose yards and 25 total TD (21 rush/4 receive) ... Suffered a year-ending injury in fourth game of 2014 season ... In mid-summer of 2015, received a medical hardship from the NCAA and the American Athletic Conference which afforded him three more seasons of eligibility that began with the 2015 season .

HONORS (ACADEMIC/ATHLETIC)

Earned Tiger 3.0 Club recognition for the 2015 spring semester.

2016 (JUNIOR)

Played in all 13 games ... Made five starts ... Team's leading rusher with 810 yards on 132 carries and nine TD ... Moved from the No. 29 spot to No. 10 on the Memphis all-time rushing list (1,881 career yards) ... Also had 10 receptions for 77 yards and one score ... Had two kick returns for 24 yards ... Third on squad with 911 all-purpose yards (810 rush/77 receive/24 kick return) ... Had third career 100-yard performance with 117 yards on nine carries and one TD in a home win over Bowling Green ... Rushed for 96 yards on eight carries in a home win over Temple, including a career-long 71-yard TD scamper in the third quarter to tie the game at 13-all ... Tied a career high with two rushing TD in a road win at Cincinnati ... Also tied career high with two receptions at Cincinnati (season-high 23 yards) ... Member of the 2016 Memphis offense that was second in program history for total yards (6,028), points (505) and total TD (57)..

2015 (REDSHIRT SOPHOMORE)

Returned from injury and played in all 13 games ... Started seven games ... Team rushing leader in carries (155), yards (661), TD (8) and yards per game (50.8) ... Had 11 receptions for 217 yards and three TD ... His 19.7 yards-per-reception average led the team ... Third on team with 878 all-purpose yards ... Led squad with 11 total TD (8 rush/3 receive) ... Tied for seventh in American Athletic Conference in scoring (TD only) with 66 points ... Had the second multi-TD (rush only) game of his career with two scores in the season-opening win over Missouri State ... Rushed for 49 yards on seven carries and added one score in the road win at Kansas ... Had 75 yards on 16 carries and one TD in a road victory at Bowling Green ... His TD was a 17-yard scamper in the first quarter to tie the contest at 7-all ... After gaining a 44-41 lead in the fourth quarter vs. the Falcons, helped Memphis run time off the clock with three rushes for 13 yards ... The Tigers took the clock down from 6:13 to 3:06 on that possession ... Had his career rushing performance with his first 100-yard game in a win at Tulsa ... Posted career highs for carries (32) and rushing yards (138) vs. the Golden Hurricane ... Tied a career best with two rushing TD ... Both TD runs were one-yard plunges in the late second and early third quarters ... Scored a TD in the home win over Tulane ... Had 45 yards on 10 carries vs. the Green Wave ... Rushed for 69 yards on 12 carries vs. Navy ... Registered career bests for all-purpose yards (177) and

total yards (177) in a road setback at Houston ... Had second 100-yard rushing performance of his career with 116 yards on 26 carries ... Caught one pass for a career-best 61 yards ... First game of career with a rushing TD and a receiving TD in the same contest ... Career-long 61 yard reception resulted in a TD with just under two minutes left before halftime ... His six-yard TD run gave Memphis a 27-14 lead midway through the third quarter ... One of seven different receivers to catch a TD pass from QB Paxton Lynch in the first half in the regular-season finale victory over SMU ... Hauled in the second of Lynch's first-half TD tosses from 16 yards out in the first quarter for a 14-0 lead ... Also ran the ball 33 yards on eight carries vs. the Mustangs ... Reached 1,000-yard rushing milestone on his second carry of the SMU contest, a three-yard gain on a 1st-and-10 play ... Ended the SMU game with 1,023 career rushing yards ... Had 48 yards on 11 carries vs. Auburn in the Birmingham Bowl.

2014 (SOPHOMORE; RECEIVED MEDICAL HARDSHIP)

Saw game action in three-plus games, before suffering a season-ending injury midway through the fourth game ... Before being sidelined the remainder of the season, had 46 carries for 237 yards and four TD ... Also notched first career reception ... Had 235 all-purpose yards and four total TD (all rush) ... Despite missing nearly nine games, finished the season as the team's fifth-leading rusher ... Also tied for third on team in rushing TD ... Registered double-digit carries in each of the season's first three games ... In season-opening win over Austin Peay, rushed for 41 yards on 10 carries and two TD ... The two-TD performance was his first collegiate multi-TD game ... Had TD runs of five and eight yards against the Governors ... In a road game at UCLA, cut the Bruins' lead to 35-28 with a 40-yard TD run in the first minute of the fourth quarter ... The 40-yard TD run was his season-long rush ... Ran for 86 yards on 13 carries against the Bruins ... Had season highs of 91 yards and 15 carries in a home win over Middle Tennessee ... His 32-yard scoring run with 7:34 in the second quarter gave Memphis a 19-7 lead ... Had 19 rushing yards on eight carries at Ole Miss before sustaining his injury.

2013 (FRESHMAN)

Played in nine games and made one start ... His lone start came in a road win at USF ... Accounted for 173 yards on 30 carries ... After seeing no action in the season's first two contests, made his collegiate debut in a 31-7 win over Arkansas State ... Rushed for 24 yards on five carries vs. the Red Wolves ... Made his American Athletic Conference debut vs. UCF, but had no carries ... Had three rushes for five yards in a road loss at Houston ... Ran one time for 14 yards against SMU ... Had a season-long run of 34 yards against UT Martin (fumbled the ball ahead which was recovered by teammate Daniel Hurd and resulted in 36 rushing yards in the game) ... Earned first collegiate start in 23-10 road win at USF ... Registered season highs for rushing attempts (8) and yards (51) vs. USF ... His 26-yard run late in the first half helped set up a school-record, 56-yard FG by Jake Elliott ... Had three

rushes for nine yards in each contest vs. Louisville and Temple ... Closed rookie year with 25 yards on six carries at Connecticut.

HIGH SCHOOL

Played his prep career at Spring High School in Spring, Texas, for head coach Sam Parker ... Rushed for 2,047 yards and 32 TD over his final two seasons ... A 2012 District 13-5A second team selection as a senior ... Rushed for 1,351 yards on 108 carries and 23 TD in 2012 ... Also caught eight passes for 137 yards and a score his senior season ... Against Deer Park, led a Lions rushing attack that amassed over 400 rushing yards in a 46-19 win ... Led all running backs with 97 yards on 11 carries and had two receptions for 32 yards vs. Deer Park ... Against Klein, rushed for 135 yards and three TD ... Rushed for 150 yards on 11 carries and added a pair of one-yard scoring dives against Atascocita ... Against Westfield, rushed for 165 yards on 11 carries and had a 50-yard TD run ... In Spring High School's first district victory, rushed for 107 yards on 19 carries and two TD in a 48-41 victory over Klein Oak ... In his final prep game, rushed for 260 yards and five TD against Kingwood ... As a junior, rushed for 696 yards on 101 carries and nine TD ... Also had two receptions for 20 yards in 2011 ... Named 2011 All-District 13-5A honorable mention as a junior.

PERSONAL

Son of Dorette Dorceus ... Birthday is June 24 ... His brother, Joseph, joined the Tigers' roster in 2016 ... Finance major.

DORCEUS' CAREER RUSHING STATISTICS

YR	G/S	NO	YDS	AVG/C	TDS	LG	AVG/G
2013	9/1	30	173	5.8	0	34	19.2
2014	4/0	46	237	5.2	4	40	59.3
2015	13/7	155	661	4.3	8	35	50.8
2016	13/5	132	810	6.1	9	71	62.3
Total	39/13	363	1,881	5.2	21	71	48.2

DORCEUS' CAREER RECEIVING STATISTICS

YR	G/S	NO	YDS	AVG/C	TDS	LG	REC/G	AVG/G
2013	9/1	0	0	0.0	0	0	0.0	0.0
2014	4/0	1	-2	0.0	0	0	0.2	0.0
2015	13/7	11	217	19.7	3	61	0.8	16.7
2016	13/5	10	77	7.7	1	18	0.8	5.9
Total	39/13	22	292	13.3	4	61	0.6	7.5

DORCEUS' CAREER HIGHS

Rush Attempts	32, at Tulsa, Oct. 23, 2015
Rush Yards	138, at Tulsa, Oct. 23, 2015 (32 rushes)
Long Rush	71 vs Temple, Oct 6, 2016
Pass Receptions	2 (2x) last at Cincinnati, Nov. 18, 2016
Receiving Yards	61, at Houston, Nov 14, 2015
Long Reception	61, at Houston, Nov 14, 2015
Total Offense Attempts	33, at Tulsa, Oct. 23, 2015
Total Offense Yards	177, at Houston, Nov 14, 2015
All-Purpose Yards	177, at Houston, Nov 14, 2015
Rushing Touchdowns	2 (4x) last at Cincinnati, Nov 18, 2016
Receiving Touchdowns	1, 5x, last vs Bowling Green, Sep 24, 2016

DORCEUS' GAME-BY-GAME RUSHING

Date	Opponent	No	Yds	Avg	TDS	LG
9/7/13	Duke					Did Not Play
9/14/13	at MTSU					Did Not Play
9/21/13	Arkansas State	5	24	4.8	0	7
10/5/13	UCF	0	0	0.0	0	0
10/12/13	at Houston	3	5	1.7	0	4

DORCEUS' GAME-BY-GAME RUSHING

Date	Opponent	No	Yds	Avg	TDS	LG
10/19/13	SMU	1	14	14.0	0	14
10/30/13	Cincinnati					Did Not Play
11/9/13	UT Martin	1	34	34.0	0	34
11/16/13*	at USF	8	51	6.4	0	26
11/23/13	Louisville	3	9	3.0	0	4
11/30/13	Temple	3	9	3.0	0	8
12/7/13	at UConn	6	25	4.2	0	9
8/30/14	Austin Peay	10	41	4.1	2	9
9/6/14	at UCLA	13	86	6.6	1	40
9/20/14	MTSU	15	91	6.1	1	32
9/27/14	at Ole Miss	8	19	2.4	0	15
10/4/14	at Cincinnati					Did Not Play
10/11/14	Houston					Did Not Play
10/25/14	at SMU					Did Not Play
10/31/14	Tulsa					Did Not Play
11/7/14	at Temple					Did Not Play
11/15/14	at Tulane					Did Not Play
11/22/14	USF					Did Not Play
11/29/14	UConn					Did Not Play
12/22/14	vs BYU					Did Not Play
9/5/15	Missouri St	6	19	3.2	2	9
9/12/15	at Kansas	7	49	7.0	1	14
9/19/15	at BGSU	16	75	4.7	1	17
9/24/15	Cincinnati	2	-1	0.0	0	1
10/2/15	at USF	13	33	2.5	0	11
10/17/15	Ole Miss	5	22	4.4	0	13
10/23/15*	at Tulsa	32	138	4.3	2	22
10/31/15*	Tulane	10	45	4.5	1	13
11/7/15*	Navy	12	69	5.8	0	14
11/14/15*	at Houston	26	116	4.5	1	35
11/21/15*	at Temple	7	15	2.1	0	6
11/28/15*	SMU	8	33	4.1	0	8
12/30/15*	Auburn	11	48	4.4	0	16
9/3/16*	SEMO	14	35	2.5	1	12
9/17/16*	Kansas	7	27	3.9	1	9
9/24/16	Bowling Green	9	117	13.0	1	42
10/1/16*	at Ole Miss	14	72	5.1	1	13
10/6/16	Temple	8	96	12.0	1	71
10/14/16	at Tulane	7	81	11.6	0	61
10/22/16*	at Navy	8	41	5.1	0	8
10/29/16	Tulsa	8	14	1.8	0	6
11/5/16	at SMU	14	77	5.5	1	55
11/12/16	USF	10	76	7.6	0	22
11/18/16*	at Cincinnati	13	66	5.1	2	16
11/25/16	Houston	15	82	5.5	1	15
12/20/16	vs WKU	5	27	5.4	0	11

DORCEUS' GAME-BY-GAME RECEIVING

Date	Opponent	No	Yds	Avg	TDS	LG
9/17/13	at Duke					Did Not Play
9/14/13	MTSU					Did Not Play
9/21/13	Arkansas State	0	0	0.0	0	0
10/5/13	UCF	0	0	0.0	0	0
10/12/13	Houston	0	0	0.0	0	0
10/19/13	SMU	0	0	0.0	0	0
10/30/13	Cincinnati	0	0	0.0	0	0
11/9/13	UT Martin	0	0	0.0	0	0
11/16/13*	USF	0	0	0.0	0	0
11/23/13	Louisville	0	0	0.0	0	0
11/30/13	Temple	0	0	0.0	0	0
12/7/13	UConn	0	0	0.0	0	0
8/30/14	Austin Peay	0	0	0.0	0	0
9/6/14	at UCLA	1	-2	-2	0	0
9/20/14	^Middle Tennessee	0	0	0.0	0	0
9/27/14	at Ole Miss	0	0	0.0	0	0
9/5/2015	Missouri State	0	0	0.0	0	0
9/12/15	at Kansas	1	8	8.0	0	8
9/19/15	at Bowling Green	0	0	0.0	0	0
9/24/15	Cincinnati	1	0	0.0	0	0
10/2/15	at USF	1	55	55.0	1	55
10/17/15	Ole Miss	2	23	11.5	0	13
10/23/15*	at Tulsa	1	7	7.0	0	7
10/31/15*	Tulane	1	17	17.0	0	17
11/7/15*	Navy	1	4	4.0	0	4
11/14/15*	at Houston	1	61	61.0	1	61
11/21/15*	at Temple	2	26	13.0	0	19

2017 MEMPHIS TIGERS

DORCEUS' GAME-BY-GAME RECEIVING

Date	Opponent	No	Yds	Avg	TDs	LG
11/28/15*	SMU	1	16	16.0	1	16
12/30/15*	Auburn	0	0	0.0	0	0
9/3/16*	SEMO	1	13	13.0	1	13
9/17/16*	Kansas	0	0	0.0	0	0
9/24/16	Bowling Green	1	0	0.0	0	0
10/1/16*	at Ole Miss	1	1	1.0	0	1
10/6/16	Temple	1	0	0.0	0	0
10/14/16	at Tulane	1	18	18.0	0	18
10/22/16*	at Navy	0	0	0.0	0	0
10/29/16	Tulsa	1	5	5.0	0	5
11/5/16	at SMU	0	0	0.0	0	0
11/12/16	USF	1	9	9.0	0	9
11/18/16*	at Cincinnati	2	23	11.5	2	14
11/25/16	Houston	0	0	0.0	0	0
12/20/16	vs WKU	1	8	8.0	0	8

#54

DEFENSIVE LINE

JOSEPH DORCEUS

R-FRESHMAN • SO

6-0 • 265

SPRING, TEXAS

SPRING HS

MAJOR: BUSINESS ECONOMICS

2016

Redshirted the 2016 season and has four years of eligibility remaining heading in to 2017.

HONORS (ACADEMIC/ATHLETIC)

Named the Glenn Jones Defensive Scout Team Player of the Year after the 2016 season.

HIGH SCHOOL

Played defensive end and running back at Spring High School in Spring, Texas for coach Sam Parker ... Helped his senior squad to an 11-2 overall record ... On offense, rushed 41 times for 238 yards and 15 touchdowns, including a season-long rush of 37 yards

PERSONAL

Son of Dorete Dorceus ... Birthday is June 1 ... Older brother, Doroland, has been a member of the Tiger roster since 2013. ... Major is business economics.

#5

TIGHT END

SEAN DYKES

SOPHOMORE • 1L

6-2 • 210

HOUSTON, TEXAS

MANVEL HS

MAJOR: MARKETING MANAGEMENT

CAREER

Has seen action in 10 games ... Has one start ... Has three catches for 37 yards.

2016 (FRESHMAN)

Played in 10 games ... Made one start ... Made collegiate debut in a home win over Kansas ... Earned first collegiate start in a road contest at No. 24/25 Navy ... Had three catches for 37 yards ... Hauled in first catch of his college career vs. the Midshipmen ... The reception was

a season-long 30-yard catch ... Reception was a part of a scoring drive that helped pull Memphis to within seven at 35-28 in the fourth quarter ... Also had catches in road wins at SMU (1 yard) and Cincinnati (6 yards) .

HIGH SCHOOL

Named all-offense first team and earned All-District 22-6A honors as a senior while playing for head coach Kirk Martin ... As a senior, helped lead the Mavericks to an 11-3 overall record and an appearance in University Interscholastic League (UIL) state playoffs quarterfinal round ... In three years on the varsity roster, caught 83 passes for 1,454 yards and 29 TD, including 14 scores his senior campaign ... Led Mavericks in receptions (37), receiving yards (658) and TD (14) in 2015 ... Also ran the ball three times for 61 yards as a senior ... Holds a school record of eight catches for 203 yards and three TD in a game ... Ranked the No. 21 football recruit in the Greater Houston area by the *Houston Chronicle* ... Also a three-year letterwinner for the Mavericks basketball team ... Played on the Team Texas Elite AAU basketball team for coaches Eric King and T.J. Ford ... Received Tournament MVP honors at the 7v7 IMG Championships.

PERSONAL

Son of Billy Dykes and the late Jessica Dykes ... Birthday is May 14 ... His dad played football at Oklahoma from 1988-92 and his uncle, Hart Lee, played for both Oklahoma State and the New England Patriots ... Marketing management major.

DYKES' CAREER RECEIVING STATISTICS

YR	G/S	NO	YDS	AVG/C	TDs	LG	REC/G	AVG/G
2016	10/1	3	37	12.3	0	30	0.3	3.7

DYKES' CAREER HIGHS

Pass Receptions	1 (3x) last at Cincinnati, Nov 18, 2016
Receiving Yards	30 at Navy, Oct 22, 2016
Long Reception	30 at Navy, Oct 22, 2016
Receiving Touchdowns	1 at Navy, Oct 22, 2016

DYKES' GAME-BY-GAME RECEIVING

Date	Opponent	No	Yds	Avg	TDs	LG
9/3/16	SEMO					Did Not Play
9/17/16	Kansas	0	0	0.0	0	0
9/24/16	Bowling Green	0	0	0.0	0	0
10/1/16	at Ole Miss	0	0	0.0	0	0
10/6/16	Temple	0	0	0.0	0	0
10/14/16	at Tulane	0	0	0.0	0	0
10/22/16	at Navy	1	30	30.0	0	30
10/29/16	Tulsa	0	0	0.0	0	0
11/5/16	at SMU	1	1	1.0	0	1
11/12/16	USF	0	0	0.0	0	0
11/18/16	at Cincinnati	1	6	6.0	0	6
11/25/16	Houston					Did Not Play
12/20/16	vs WKU					Did Not Play



#44

LINEBACKER

STEVEN ENIS

R-SOPHOMORE • 1L

6-2 • 235

FAYETTE, ALA.

FAYETTE COUNTY HS

MAJOR: SPORT AND LEISURE MANAGEMENT

CAREER

Has played in one game.

2016 (REDSHIRT FRESHMAN)

Saw action in one game ... Made collegiate debut in a home win over Bowling Green.

2015 (FRESHMAN)

Did not see game action ... Member of the Tigers squad that posted a 9-4 overall record and a 5-3 league mark ... Team earned a Birmingham Bowl bid, which was the program's second-straight postseason appearance.

HIGH SCHOOL

Played at Fayette County High School for head coach Lance Tucker ... Played outside linebacker, defensive end and tight end for the Tigers ... Member of Fayette County High School's consecutive Alabama High School Athletic Association (AHSAA) regional championships ... As a senior in 2014, helped the Tigers post a 10-4 overall record and a perfect 6-0 region mark to claim the AHSAA Class 4A Region 5 title ... The 2014 Tigers advanced to the AHSAA Class 4A state playoffs quarterfinal round, where they dropped a 20-14 decision to Deshler High School ... Registered one of his top performances of the season vs. Deshler with 14 tackles and two interceptions ... The previous season (2013), helped lead Fayette County High School to a 10-2 overall record and a perfect 7-0 region mark en route to winning the AHSAA Class 3A Region 3 crown.

PERSONAL

Son of Steven and Rajetta Enis ... Has two older siblings, Ty and Niesha ... Born in Winfield, Alabama ... Birthday is January 3 ... Sport and leisure management major.

ENIS' CAREER DEFENSIVE STATISTICS										
YR	G/S	UT	AT	TOT	PD	FR	FF	TFL	SK	INT
2016	1/0	0	0	0	0	0-0	0	0-0	0-0	0-0

ENIS' GAME-BY-GAME DEFENSE										
Date	Opponent	UT	AT	TT	TFL	SK	FF	PB	INT	
9/24/16	Bowling Green	0	0	0	0-0	0-0	0	0	0-0	



#4

QUARTERBACK

RILEY FERGUSON

SENIOR • 1L

6-4 • 190

CHARLOTTE, N.C./BUTLER HS

COFFEYVILLE CC

MAJOR: INTERDISCIPLINARY STUDIES

✓ His 32 touchdown passes is a single season record in Memphis history

✓ Maxwell Award Watch List (2017)

✓ American Athletic Conference Offensive Player of the Week 3x

✓ His 400-yard game in the win versus #18/20 Houston was just the fourth 400-yard passing game in Memphis history

✓ Missed Paxton Lynch's single season passing mark by just 78 yards; despite playing just two series at Cincinnati before leaving game with an injury

CAREER

Has played one season at Memphis ... Transferred to Memphis from Coffeyville Community College ... Has 3,698 yards on 280-of-443 passing with 32 TD and 10 interceptions ... Has seven 300-yard passing performances ... After only one season, name appears on Tigers career charts for completions (6th), attempts (8th), yards (7th), TD (4th) and 300-yard passing games (4th).

HONORS (ACADEMIC/ATHLETIC)

One of three American Athletic Conference players invited to 62nd annual Touchdown Club of Columbus Awards in February of 2017 ... Event honored the top projected players for the 2017 season ... Three-time American Athletic Conference Player of the Week in 2016 (Sept. 26/Nov. 7/Nov. 28).

2016 (JUNIOR)

Enrolled at Memphis in January of 2016 ... Put together one of the best seasons for a QB in school history in 2016 ... Threw for 3,698 yards on 280-of-443 passing and 32 TD ... Had 10 interceptions ... The 3,698 yards and 280 completions are second and the 443 attempts are tied for first in program history ... Set the school season record for TD passes with 32 ... Had seven 300-yard passing performances, the second-most for a season in school history ... Ranked among American Athletic Conference leaders in passing yards per game (2nd; 284.5 ypg), pass efficiency (2nd; 152.6), total offense (3rd; 279.1 ypg) and TD passes (T1st; 32) ... Logged nine multi-TD pass games (two or more TD passes) ... Had seven games with no interceptions ... Threw a career-high six TD passes in a home win over Bowling Green ... Passed for a career-best 406 yards (30-of-45) in the home upset win over No. 18/21 Houston ... The 400-yard passing performance was only the fourth in program history ... The 30 completions vs. the Cougars tied a career high ... Also had 30 completions vs. Ole Miss ... Other six 300-yard passing games came against Bowling Green (359), Ole Miss (343), No. 24/25 Navy (333), Tulsa (349), USF (331) and Western Kentucky (372) ... Played only first half vs. Bowling Green ... In the road game at Cincinnati, played only two series before having to leave the contest as a result of an injury ... Subbed out for the fourth quarter in the road win at SMU ... Member of the 2016 Memphis offense that was second in program history for total yards (6,028), points (505) and total TD (57), including a school-record 34 TD passes..

2015 (COFFEYVILLE CC)

ESPN.com listed Ferguson's transfer to Memphis among the top 10 (ninth) most important transfers for the 2016 season ... Transferred to Memphis from Coffeyville Community College ... Ranked third among National

2017 MEMPHIS TIGERS

Junior College Athletic Association (NJCAA) quarterbacks in 2015, averaging 326.9 yards per game ... Played for head coach Aaron Flores at Coffeyville Community College ... Completed 225-of-332 passes for 2,942 yards and 35 TD ... Ranked in the top-10 in the NJCAA in completions (third), attempts (sixth), and completion percentage (67.8; fourth) ... His total passing yards (sixth) and TD (fourth) also ranked among the best in junior college ... A 2015 NJCAA All-America honorable mention pick ... Named NJCAA All-Region VI first team offense and All-Kansas Jayhawk Community College Conference (KJCCC) first team quarterback in 2015.

2013 (TENNESSEE)

Enrolled at the University of Tennessee in 2013, but suffered a leg injury and redshirted his freshman season.

HIGH SCHOOL

Played prep ball at Butler High School for head coach Brian Hales ... Threw for over 8,000 yards in his three seasons as the varsity starter at quarterback ... Led the Bulldogs to North Carolina Class 4AA state titles in 2010 and 2012 ... Earned state championship game MVP honors in 2012 after throwing for 301 yards and five TD ... Had 2,173 yards passing and 25 TD in nine games as a senior ... Completed 66 percent of his passes (184-of-279) for 3,345 yards and 48 TD as a junior ... Also threw for 2,600 yards and 21 scores during his sophomore season ... Participated in the 2012 Elite 11 finals in Redondo Beach, Calif. ... A 2012 U.S. Army All-American Bowl nominee ... Named to the 2011 ESPN HS All-State team.

PERSONAL

Son of Don and Diana Ferguson ... Birthday is January 19 ... Interdisciplinary studies major.

FERGUSON'S CAREER PASSING STATISTICS

YR	G/S	CMP	ATT	INT	YDS	TD	LG	PCT	AVG/P	AVG/G
2016	13/13	280	443	10	3698	32	84	63.2	13.2	284.5

FERGUSON'S CAREER RUSHING STATISTICS

YR	G/S	NO	YDS	AVG/C	TDs	LG	AVG/G
2016	13/13	71	-70	-0.99	4	29	-5.4

FERGUSON'S CAREER HIGHS

Pass Completions	30 (2x) last vs Houston, Nov 25, 2016
Pass Attempts	46 (2x) last vs USF, Nov 13, 2016
Passing Yards	409 vs Houston, Nov 25, 2016
Passing Touchdowns	6 vs Bowling Green, Sep 24, 2016
Long Passing Play	84 yards vs Kansas, Sep 17, 2016
Rush Attempts	13 vs Western Kentucky, Dec 20, 2016
Rush Yards	41 vs USF, Nov 12, 2016
Long Rush	29 vs USF, Nov 12, 2016

FERGUSON'S GAME-BY-GAME PASSING

Date	Opponent	Att	Comp	YDs	INT	TD	LG	Sack
9/3/16*	SEMO	40	26	295	3	3	23	3
9/17/16*	Kansas	24	15	189	0	2	84	5
9/24/16*	Bowling Green	27	20	359	0	6	60	1
10/1/16*	at Ole Miss	46	30	343	3	0	42	1
10/6/16*	Temple	26	17	174	0	0	21	4
10/14/16*	at Tulane	34	21	236	1	1	46	3
10/22/16*	at Navy	40	25	333	0	2	33	4
10/29/16*	Tulsa	40	19	349	2	3	59	4
11/5/16*	at SMU	27	20	287	0	4	50	2
11/12/16*	USF	46	29	331	1	3	57	0
11/18/16*	at Cincinnati	3	5	21	0	0	9	0
11/25/16*	Houston	45	30	409	0	4	67	1
12/20/16*	vs WKU	43	25	372	1	4	45	5

FERGUSON'S GAME-BY-GAME RUSHING

Date	Opponent	No	Yds	Avg	TDs	LG
9/3/16*	SEMO	6	-11	-1.8	0	1
9/17/16*	Kansas	7	-26	-3.7	0	9
9/24/16*	Bowling Green	2	-10	-5.0	1	1
10/1/16*	at Ole Miss	5	3	0.6	2	6
10/6/16*	Temple	7	-8	-1.1	0	7
10/14/16*	at Tulane	5	-15	-3.0	0	3
10/22/16*	at Navy	8	-39	-4.9	0	20
10/29/16*	Tulsa	6	-33	-5.5	0	4
11/5/16*	at SMU	3	-9	-3.0	0	7
11/12/16*	USF	4	41	10.2	1	29
11/18/16*	at Cincinnati	2	10	5.0	0	8
11/25/16*	Houston	3	5	1.7	0	12
12/20/16*	vs WKU	13	-6	-0.5	0	11



#57

LINEBACKER

HAYDEN FERRARI

R-SOPHOMORE • 1L

5-11 • 210

MEMPHIS, TENN.

CHRISTIAN BROTHERS HS

MAJOR: FINANCE

CAREER

Has seen action in one game ... Has one solo stop.

HONORS (ACADEMIC/ATHLETIC)

Earned Tiger 3.0 Club recognition for 2015 fall semester ... Received the 2015 Glenn Jones Defensive Scout Team Player of the Year award.

2016 (REDSHIRT FRESHMAN)

Played in one game ... Saw first collegiate game action in a home win over Bowling Green ... Logged one solo hit vs the Falcons ... Member of the 2016 squad that went 8-5 and earned a Boca Raton Bowl berth.

2015 (FRESHMAN)

Redshirted.

HIGH SCHOOL

Played at Christian Brothers High School for head coach Scott Vogel, a former Tiger ... A three-year letterwinner in football and lacrosse ... Voted team captain his senior year ... Recorded over 100 tackles in both his junior and senior seasons ... Member of the National Honor Society and a CBHS student ambassador.

PERSONAL

Son of Tommy and Kris Ferrari ... Father, Tommy, played quarterback for the Tigers in the late 1980s and lettered in 1989 ... Has two sisters, Hannah and Leah ... Born in Memphis ... Birthday is December 8... Finance major.

FERRARI'S CAREER DEFENSIVE STATISTICS


YR	G/S	UT	AT	TOT	PD	FR	FF	TFL	SK	INT
2016	1/0	1	0	1	0	0-0	0	0-0	0-0	0-0

FERRARI'S CAREER HIGHS

Tackles	1 vs Bowling Green, Sep 24, 2016
Tackles for Loss	-
Sacks	-
Fumble Recoveries	-

FERRARI'S GAME-BY-GAME DEFENSE

Date	Opponent	UT	AT	TT	TFL	SK	FF	PB	INT
9/24/16	Bowling Green	1	0	1	0-0	0-0	0	0	0-0



#32

CORNERBACK

JACOBI FRANCIS

R-FRESHMAN • RS

5-10 • 165

COVINGTON, GA.

NEWTON HS

MAJOR: SPORT AND LEISURE MANAGEMENT

2016 (FRESHMAN)

Redshirted the 2016 season and has four years of eligibility remaining heading into 2017.

HIGH SCHOOL

Two-year varsity performer for Newton High School ... Helped lead Newton High School to a combined 16-7 record over his final two seasons ... Rams went 7-4 in 2014 and 9-3 in 2015 ... Had over 50 total tackles and two interceptions in his two seasons ... The 2015 Rams won the Georgia Region 2-AAAAAA championship for the first time since 1987 ... Newton High School earned a post-season berth and advanced to the Georgia Class AAAAAA state playoffs second round ... Earned 2015 All-Newton Country honorable mention distinction.

PERSONAL

Son of Dawn Morgan and Johnny Simmons ... Birthday is September 6 ... Sport and leisure management major.



#98

DEFENSIVE LINE

JARED GENTRY

JUNIOR • 2L

6-2 • 325

OPELIKA, ALA.

OPELIKA HS

MAJOR: INTERDISCIPLINARY STUDIES

CAREER

Has played in 23 games ... Has 24 total tackles (15-9) ... Also has three TFL and one fumble recovery ... Has six multi-tackle games.

2016 (SOPHOMORE)

Saw action in 11 games ... Missed final two games (vs. Houston, Boca Raton Bowl) as a result of injury ... Totaled 16 tackles (8-8), three TFL (7 yards) and one fumble recovery (40 yards) ... Had five multi-tackle games ... Logged a career-high six total tackles (1-5) vs. No. 24/25 Navy ... Tied a career-high with two solo hits vs. Kansas, Bowling Green and USF ... Picked up a fumble and returned it 40 yards in a road win at SMU ... The recovery was the first of his collegiate career ... Grabbed the loose ball near midfield and ran it to the SMU 12 yard line ... The fumble return set up a TD to give Memphis a 14-0 lead in the first quarter ... Had career highs for TFL (1.5) and TFL yardage (4 yards) in a home win over Bowling Green ... Member of defense that ranked nationally in caused turnovers

(5th; 29 total), fumble recoveries (6th; 13) and turnover margin (18th; +8).

2015 (FRESHMAN)

Played 11 games ... Did not play in contests vs. Bowling Green and Ole Miss ... Registered eight total stops (7 solo/1 assist) ... Made his collegiate debut in the season-opening win over Missouri State ... Recorded first collegiate tackles — a solo hit — vs. the Bears ... His tackle came in the third quarter in the victory over Missouri State ... Posted one unassisted tackle in wins over Kansas, USF and Tulsa ... Registered a season-best two tackles in a home setback to Navy ... Both tackles were unassisted vs. the Midshipmen ... Had his first assisted hit in the road loss at Houston ... Posted one solo stop vs. Auburn in the Birmingham Bowl.

HIGH SCHOOL

Played for head coach Brian Blackmon at Opelika High School ... Saw most of his playing time on the Bulldogs defensive line ... As a senior in 2014, helped lead Opelika High School to a 9-2 overall record ... The Bulldogs registered a perfect 6-0 region record to claim the Alabama High School Athletic Association (AHSAA) Class 6A Region 3 championship ... The regional crown was the Bulldogs' first in seven seasons (previous regional title was 2007) ... Member of the Opelika High School squad that earned an AHSAA Class 6A state playoffs berth ... The Bulldogs advance to the AHSAA Class 6A state playoffs second round, where they fell in overtime to Saraland ... Helped send postseason contest vs. Saraland to overtime with an eight-yard TD reception with :16 left in regulation ... Played in the 2014 Alabama-Mississippi All Star Game following senior season ... Helped lead Alabama to a 36-30 victory in the annual all-star classic ... A high school teammate of current Tiger Drew Kyser.

PERSONAL

Son of Evelyn Gentry and Richard Kay ... Has three older siblings: Patricia, Christopher and Dantavious ... Born in Opelika, Alabama ... Birthday is April 29 ... Interdisciplinary studies major.

GENTRY'S CAREER DEFENSIVE STATISTICS

YR	G/S	UT	AT	TOT	PD	FR	FF	TFL	SK	INT
2015	12/0	7	1	8	0	0-0	0	0-0	0-0	0-0
2016	11/0	8	8	16	0	1-40	0	3-7	0-0	0-0
Total	23/0	15	9	24	0	1-40	0	3-7	0-0	0-0

GENTRY'S CAREER HIGHS

Tackles	6 at Navy, Oct 22, 2016
Tackles for Loss	1.5 vs Bowling Green, Sep 24, 2016
Fumble Recoveries	1 at SMU, Nov 5, 2016

GENTRY'S GAME-BY-GAME DEFENSE

Date	Opponent	UT	AT	TT	TFL	SK	FF	FR	PB	INT
9/5/15	Missouri St.	1	0	1	0-0	0-0	0	0	0	0-0
9/12/15	at Kansas	1	0	1	0-0	0-0	0	0	0	0-0
9/15/15	at BGSU	0	0	0	0-0	0-0	0	0	0	0-0
9/24/15	Cincinnati	0	0	0	0-0	0-0	0	0	0	0-0
10/2/15	at USF	1	0	1	0-0	0-0	0	0	0	0-0
10/17/15	Ole Miss	Did Not Play								
10/23/15	at Tulsa	1	0	1	0-0	0-0	0	0	0	0-0
10/31/15	Tulane	0	0	0	0-0	0-0	0	0	0	0-0
11/7/15	Navy	2	0	2	0-0	0-0	0	0	0	0-0

2017 MEMPHIS TIGERS

GENTRY'S GAME-BY-GAME DEFENSE

Date	Opponent	UT	AT	TT	TFL	SK	FF	FR	PB	INT
11/14/15	at Houston	0	1	1	0-0	0-0	0	0	0	0-0
11/21/15	at Temple	0	0	0	0-0	0-0	0	0	0	0-0
11/28/15	SMU	0	0	0	0-0	0-0	0	0	0	0-0
12/30/15	vs Auburn	1	0	1	0-0	0-0	0	0	0	0-0
9/3/16	SEMO	0	0	0	0-0	0-0	0	0	0	0-0
9/17/16	Kansas	2	0	2	1-2	0-0	0	0	0	0-0
9/24/16	Bowling Green	2	1	3	1.5-4	0-0	0	0	0	0-0
10/1/16	at Ole Miss	1	1	2	0-0	0-0	0	0	0	0-0
10/6/16	Temple	0	0	0	0-0	0-0	0	0	0	0-0
10/14/16	at Tulane	0	1	1	0-0	0-0	0	0	0	0-0
10/22/16	at Navy	1	5	6	0.5-1	0-0	0	0	0	0-0
10/29/16	Tulsa	0	0	0	0-0	0-0	0	0	0	0-0
11/5/16	at SMU	0	0	0	0-0	0-0	0	1-40	0	0-0
11/12/16	USF	2	0	2	0-0	0-0	0	0-0	0	0-0
11/18/16	at Cincinnati	0	0	0	0-0	0-0	0	0-0	0	0-0
11/25/16	Houston	Did Not Play/Injury								
12/20/16	vs WKU	Did Not Play/Injury								



#70 OFFENSIVE LINE

HARNEET GILL

R-JUNIOR • TR
6-7 • 265

ST. CHARLES, MO.
FRANCIS HOWELL HS

MAJOR: ACCOUNTING

CAREER

Enrolled at Memphis in January of 2016 ... Transferred to Memphis from Butler Community College.

2016 (JUNIOR)

Redshirted.

2015 (BUTLER CC)

Helped Butler Community College to a 9-2 overall record and a No. 5 ranking in the final 2015 National Junior College Athletic Association (NJCAA) poll ... Blocked for an offense that scored 445 points and ranked in the top-10 in scoring average (40.5 ppg) ... The Grizzlies scored 36 rushing TD, which ranked third nationally.

2014 (PIERCE COLLEGE)

Played his freshman season at Pierce College in Woodland Hills, California ... Began 2014 at tight end for the Brahmas, but moved to the defensive line by the end of the season ... Posted nine tackles, one sack and 2.5 TFL in three games for the Brahmas.

HIGH SCHOOL

Played prep ball at Francis Howell High School for head coach Bryan Koch ... A 2011 All-Gateway Athletic Conference (GAC) South first team honoree as a junior ... Helped the Vikings to an 8-4-1 record in 2011 ... Squad advanced to the Missouri High School Activities Association (MSHSAA) Class 6A state playoffs semifinal round ... Suffered a Lisfranc fracture (foot injury) as a senior and missed his final prep season ... Member of the University of Missouri 2013 recruiting class ... Enrolled part time at Missouri, but withdrew to focus on rehabbing his injury.

PERSONAL

Son of Bhupinder and Kulwinder Gill ... Has one brother, Harjas ... Birthday is September 18 ... Accounting major.



#25 DEFENSIVE BACK

AUSTIN HALL

R-SOPHOMORE • 1L
6-2 • 205

COLLIERVILLE, TENN.
COLLIERVILLE HS

MAJOR: CRIMINAL JUSTICE

✓ American's Defensive Player of the Week (10/17/16)

CAREER

Has 11 starts at the hybrid STAR defensive position ... Missed final two games of 2016 season as a result of a leg injury ... Has 56 total tackles (42-14) ... Also has 7.5 TFL, three PBU and one fumble recovery ... Had nine multi-tackle games.

HONORS (ACADEMIC/ATHLETIC)

Named to the Dean's List both semesters of his first year ... Earned American Athletic Conference Defensive Player of the Week honors Oct. 17.

2016 (REDSHIRT FRESHMAN)

Made 11 starts at the hybrid STAR defensive position ... Missed the last two games (vs. Houston, Boca Raton Bowl) after suffering a leg injury in the Cincinnati game ... Squad's sixth-leading tackler with 56 total tackles (42-14) ... His 42 solo stops also were sixth on the team ... Tied for second on the team with 7.5 TFL (27 yards) ... Also had three PBU and one fumble recovery ... Had nine multi-tackle games ... Had best performance of the season in a road win at Tulane ... Had season-bests for total tackles (12), solo hits (10), TFL (3), TFL yardage (13) and fumble recovery (1) vs. the Green Wave ... Fumble recovery came off a fumble on a Tulane punt return in the first quarter ... Logged eight total tackles vs. Kansas (8-0), Temple (7-1) and No. 24/25 Navy (2-6) ... Had first collegiate PBU in a road game at Ole Miss ... Received first collegiate start in the season opener vs. Southeast Missouri ... Had two solo stops and one TFL vs. the Redhawks.

2015 (FRESHMAN)

Redshirted ... Member of the Tigers squad that posted a 9-4 overall record and a 5-3 league mark ... Team earned a Birmingham Bowl bid, which was the program's second-straight postseason appearance.

HIGH SCHOOL

Played at Collierville High School for head coach Mike O'Neill ... All-district, all-metro and all-state at free safety ... Named defensive team MVP ... Played in the Allstate Liberty All Star game and received the Harris Jones award of courage for leadership ... Also received coaches award in 2013-14 and was named a lifetime captain award for football ... Also played baseball for former Tiger Jeff Hopkins.

PERSONAL

Son of David and Carol Hall ... Has three older brothers, Grant, Chris and Kevin ... Born in Collierville, Tennessee ... Birthday is December 29 ... Criminal justice major ... Interned in the summer of 2017 with the Bartlett Police Department.

HALL'S CAREER DEFENSIVE STATISTICS

YR	G/S	UT	AT	TOT	PD	FR	FF	TFL	SK	INT
2016	11/11	42	14	56	3	1-0	0	7.5-27	0-0	0-0

HALL'S CAREER HIGHS

Tackles	12 at Tulane, Oct 14, 2016
Tackle for Loss	3 at Tulane, Oct 14, 2016
Pass Breakup	1 (2x) last at SMU, Nov 5, 2016
Fumble Recoveries	1 at Tulane, Oct 14, 2016

HALL'S GAME-BY-GAME DEFENSE

Date	Opponent	UT	AT	TT	TFL	SK	FF	PB	INT	FR
9/3/16*	SEMO	2	0	2	1-6	0-0	0	0	0-0	0
9/17/16*	Kansas	8	0	8	2-5	0-0	0	0	0-0	0
9/24/16*	Bowling Green	0	0	0	0-0	0-0	0	0	0-0	0
10/1/16*	Ole Miss	4	2	6	0-0	0-0	0	1	0-0	0
10/6/16*	Temple	7	1	8	0-0	0-0	0	0	0-0	0
10/14/16*	at Tulane	10	2	12	3-13	0-0	0	0	0-0	1
10/22/16*	at Navy	2	6	8	0-0	0-0	0	0	0-0	0
10/29/16*	Tulsa	2	1	3	0.5-1	0-0	0	0	0-0	0
11/5/16*	at SMU	2	1	3	0-0	0-0	0	1	0-0	0
11/12/16*	USF	5	0	5	1-2	0-0	0	1	0-0	0
11/18/16*	at Cincinnati	0	1	1	0-0	0-0	0	0	0-0	0
11/25/16	Houston	Did Not Play/Injury								
12/20/16	vs WKU	Did Not Play/Injury								

#35

LINEBACKER

TIM HART

R-FRESHMAN • RS

6-1 • 220

MEMPHIS, TENN.

MEMPHIS UNIVERSITY SCHOOL

MAJOR: FINANCE

2016 (FRESHMAN)

Redshirted the 2016 season and has four years of eligibility remaining heading into 2017.

HIGH SCHOOL

Ranked the No. 19 recruit in Tennessee by both Rivals.com and ESPN.com ... Played for Coach Bobby Alston at Memphis University School ... Helped lead the Owls to a 7-4 overall record and a Tennessee Secondary School Athletic Association (TSSAA) Division II Class AA state playoffs quarterfinal appearance ... Appeared in eight of 12 games in 2015, missing four due to injury ... Despite missing four games, still finished third on the team with 77 tackles to go along with 10 TFL and three sacks ... Served as a team captain his senior season ... Earned 2015 Tennessee Sports Writers Association (TSWA) All-State Division II-AA honors at linebacker ... Played in the 2016 Offense-Defense All-American Senior Bowl in Florida in January of 2016 ... Also named to the AutoZone Liberty Bowl High School All-Star Game for the Red team ... Also had offers from LSU, Ole Miss, Mississippi State, Missouri and Tennessee.

PERSONAL

Son of Tim and Tammy Hart ... Has two brothers: Jonas Hart and Michael Shotwell ... His dad also played football at Memphis (1993-96) ... Birthday is December 27 ... Business finance major with a minor in real estate.

#8

RUNNING BACK

DARRELL HENDERSON

SOPHOMORE • 1L

5-9 • 175

BATESVILLE, MISS.

SOUTH PANOLA HS

MAJOR: SPORT AND LEISURE MANAGEMENT

CAREER

Has played in 13 games ... Has six starts in the offensive backfield ... Has also seen action on special teams ... Has 482 rushing yards on 87 carries with five TD ... Has 20 receptions for 237 yards and three TD ... Has two kick returns for 113 yards and one TD ... Has 832 all-purpose yards (482 rush/237 receive/113 kick return).

2016 (FRESHMAN)

Saw action in all 13 games and made six starts in the Tigers offensive backfield ... Also played on the Memphis special teams ... Squad's third-leading rusher with 482 yards on 87 carries (5.5 ypc) ... Second on team with five rushing TD ... Hauled in 20 receptions for 237 yards and three TD ... Added two kick returns for 113 yards and one TD ... Fourth on squad with 832 all-purpose yards (482 rush/237 receive/113 kick return) ... Had a 99-yard kick return for a TD in a road win at SMU ... The 99 yard return is the second-longest in school history ... Posted season highs for carries (12) and rushing yards (84) vs. Tulsa ... Tied season-high carries (12) vs. USF (81 yards) ... Recorded season-long rushing and receiving TD in a road win at Tulane ... Had a 46-yard TD catch just before half-time to give Memphis a 13-7 lead ... Ran 45 yards for a TD to open the fourth quarter vs. the Green Wave ... Logged season-bests for receptions (4) and receiving yards (67) vs. Tulane ... Grabbed a season-high two TD passes in season-opening win over Southeast Missouri ... Member of the Tigers special teams that were fifth nationally on kick returns (26.57 ypr) and had three kick returns for TD ... The three kick return TD set a program season record ... Also a member of the 2016 Memphis offense that was second in program history for total yards (6,028), points (505) and total TD (57).

HIGH SCHOOL

Enrolled at Memphis in January of 2016 ... A 2014 *Clarion Ledger* Dandy Dozen selection ... Named the 2014 state of Mississippi Gatorade Football Player of the Year ... Also honored as the 2014 Best of MS Preps Player of the Year ... A 2014 *Parade* magazine All-America honorable mention pick ... Played for head coach Lance Pogue ... For his career, ran for 5,801 yards, which is the eighth-most rushing yards in the state of Mississippi high school

2017 MEMPHIS TIGERS

football history ... Had 847 career carries ... Posted career rushing averages of 109.5 yards per game and 6.8 yards per carry ... Scored 68 career rushing TD ... Also caught 39 passes for 559 yards and seven scores in his career ... Had 75 career TD (68 rushing/7 receiving) ... As a senior, rushed for 2,253 yards and 32 TD ... Helped lead South Panola High School to the state of Mississippi Class 6A championship and a No. 7 national ranking in 2014 ... Rushed for 2,024 yards as a junior in 2013.

PERSONAL

Son of Darrell Henderson, Sr., and Barbara Henderson ... Birthday is August 19 ... Majoring in sport and leisure management.

HENDERSON'S CAREER RUSHING STATISTICS

YR	G/S	NO	YDS	AVG/R	TDS	LG	AVG/G
2016	13/5	87	482	5.5	5	45	37.1

HENDERSON'S CAREER RECEIVING STATISTICS

YR	G/S	NO	YDS	AVG/C	TDS	LG	REC/G	AVG/G
2016	13/5	20	237	11.9	3	46	1.5	18.2

HENDERSON'S CAREER KICK RETURN STATISTICS

YR	G/S	NO	YDS	TDS	LG	AVG/R	AVG/G
2016	13/5	2	113	1	99	56.5	8.7

HENDERSON'S CAREER HIGHS

Rush Attempts	12 (2x) last vs USF, Nov 12, 2016
Rush Yards	81 vs USF, Nov 12, 2016
Long Rush	45 at Tulane, Oct 14, 2016
Pass Receptions	4 at Tulane, Oct 14, 2016
Receiving Yards	67 at Tulane, Oct 14, 2016
Long Reception	46 at Tulane, Oct 14, 2016
Kickoff Returns	1 (2x) last at SMU, Nov 5, 2016
Kickoff Return Yards	99 at SMU, Nov 5, 2016
All-Purpose Yards	178 at SMU, Nov 5, 2016
Rushing Touchdowns	1 (4x) last vs USF, Nov 12, 2016
Receiving Touchdowns	2 vs SEMO, Sep 3, 2016
Kickoff Return Touchdowns	1 at SMU, Nov 5, 2016

HENDERSON'S GAME-BY-GAME RUSHING

Date	Opponent	No	Yds	Avg	TDS	LG
9/3/16	SEMO	2	3	1.5	0	3
9/17/16	Kansas	3	24	8.0	0	20
9/24/16*	Bowling Green	3	27	9.0	0	13
10/1/16	Ole Miss	2	7	3.5	0	4
10/6/16	Temple	7	58	8.3	1	28
10/14/16*	at Tulane	9	75	8.3	1	45
10/22/16	at Navy	9	35	3.9	0	11
10/29/16*	Tulsa	12	84	7.0	1	22
11/5/16*	at SMU	9	34	3.8	0	12
11/12/16*	USF	12	81	6.8	1	21
11/18/16	at Cincinnati	3	5	1.7	0	3
11/25/16	Houston	7	36	5.1	1	22

HENDERSON'S GAME-BY-GAME RECEIVING

Date	Opponent	No	Yds	Avg	TDS	LG
9/3/16	SEMO	3	39	13.0	2	23
9/17/16	Kansas	0	0	0.0	0	0
9/24/16*	Bowling Green	2	27	13.5	0	17
10/1/16	Ole Miss	2	-1	-0.5	0	1
10/6/16	Temple	1	2	2.0	0	2
10/14/16*	at Tulane	4	67	16.8	1	46
10/22/16	at Navy	0	0	0.0	0	0
10/29/16*	Tulsa	0	0	0.0	0	0
11/5/16*	at SMU	3	45	15.0	0	31
11/12/16*	USF	2	16	8.0	0	14
11/18/16	at Cincinnati	1	8	8.0	0	8
11/25/16	Houston	2	34	17.0	0	19

HENDERSON'S GAME-BY-GAME KICKOFF RETURNS

Date	Opponent	No	Yds	Avg	TDS	LG
9/3/16	SEMO	0	0	0	0	0
9/17/16	Kansas	0	0	0.0	0	0
9/24/16*	Bowling Green	0	0	0.0	0	0
10/1/16	at Ole Miss	0	0	0.0	0	0
10/6/16	Temple	0	0	0.0	0	0
10/14/16*	at Tulane	1	14	14.0	0	14
10/22/16	at Navy	0	0	0	0	0
10/29/16*	Tulsa	0	0	0	0	0
11/5/16*	at SMU	1	99	99.0	1	99
11/12/16*	USF	0	0	0.0	0	0
11/18/16	at Cincinnati	0	0	0.0	0	0
11/25/16	Houston	0	0	0.0	0	0
12/20/16	vs WKU	0	0	0.0	0	0

#82

WIDE RECEIVER

HUNTER HILL

R-FRESHMAN • RS

5-11 • 184

MEMPHIS, TENN.

BIARCREST CHRISTIAN SCHOOL

MAJOR: FINANCE

2016 (FRESHMAN)

Redshirted the 2016 season and has four years of eligibility remaining heading into 2017.

HIGH SCHOOL

Multi-position player for head coach Brian Stewart at Briarcrest Christian School ... Helped lead the Saints to consecutive Tennessee Secondary School Athletic Association (TSSAA) Class 2A Division II state playoffs appearances as a junior and senior ... Rushed 116 times for 781 yards and 11 TD as a senior ... Had three 100-yard rushing performance in 2015 ... Caught 12 passes for 113 yards ... Also appeared at quarterback, completing 37 passes for 640 yards and four TD ... Worked on special teams on punt and kickoff return units ... Returned eight kickoffs for 141 yards and seven punt returns for 100 yards in 2015 ... As a junior in 2014, had a 21.9 punt return average and recorded two punt returns for TD ... Also played baseball at Briarcrest ... Had offers from Army and Harvard.

PERSONAL

Son of Dena and Steve Hill ... Has two brothers and a sister: Kendall, Austin and Caiden ... His dad played defensive back at Ohio State ... Birthday is July 25 ... Finance major.

	#52	DEFENSIVE END
	JACOBY HILL	
	R-FRESHMAN • RS	
	6-3 • 211	
ATLANTA, GA.		
CARVER HS		
MAJOR: SPORT AND LEISURE MANAGEMENT		

2016 (FRESHMAN)

Redshirted the 2016 season and has four years of eligibility remaining heading into 2017.

HIGH SCHOOL

Played two seasons of varsity football for head coach Darren Myles at Carver High School ... In his two seasons, compiled 102 total tackles (65 solo stops), 48 TFL and 15 sacks (80 yards) ... Also had four forced fumbles and two fumble recoveries ... A 2015 Georgia Class AAAAA All-State selection and an *Atlanta Journal Constitution* All-Metro pick ... Also named to the 2015 All-City/South Fulton Team ... Had 61 total tackles, including 43 solo hits, and forced two fumbles as a senior ... Helped the Panthers to a 7-4 record and a second-straight Georgia High School Athletic Association (GHSAA) Class AAAAA state playoffs appearance in 2015 ... As a junior, had 41 tackles and double-digit sacks ... Helped lead Carver High School to an 8-3 record and a GHSAA Class 5A state playoffs first-round appearance.

PERSONAL

Son of Demeace and Donte Heart ... Birthday is October 28 ... Sport and leisure management major.

	#75	OFFENSIVE LINE
	TAUVAGA HO CHING II	
	JUNIOR • RS	
	6-5 • 285	
UPLAND, CALIF./UPLAND HS		
MT. SAN ANTONIO JC		
MAJOR: ACCOUNTING		

2016 (SOPHOMORE)

Redshirted the 2016 season and has two years of eligibility remaining heading into 2017.

2015 (MT. SAN ANTONIO JC)

Returned from his mission in February of 2015 ... Earned his associate degree from Mt. San Antonio Junior College.

2012 (FRESHMAN)

Attended Mt. San Antonio Junior College in Walnut, Calif. ... Member of the Mounties football team in the fall of 2012 ... In February of 2013, began a two-year Mormon mission to Atlanta.

HIGH SCHOOL

Graduated from Upland High School in 2012 ... Played three varsity seasons (2009, 2010, 2011) for the Scots

under head coach Tim Salter... Upland High School combined for a 32-7 record in his three seasons on the squad ... The Scots posted a 12-2 overall record and won the California Interscholastic Federation (CIF) championship in 2009.

PERSONAL

Married the former Abby Thompson in May of 2017 ... Son of Tauvaga and Christine Ho Ching ... Brothers names are Timo, Tavoi, Fou, Tupo, Tui ... Also has a sister, Karenna ... His dad played at Mt. San Antonio JC and at Chico State..... Birthday is June 23 ... Accounting major.

	#55	LINEBACKER
	BRYCE HUFF	
	SOPHOMORE • 1L	
	6-3 • 245	
MOBILE, ALA.		
ST. PAUL'S EPISCOPAL		
MAJOR: MECHANICAL ENGINEERING		

CAREER

Has seen action in 11 games, with most coming on special teams ... Has five total tackles, including four solo hits ... Has one kick return for 15 yards.

2016 (FRESHMAN)

Played in 11 games, including the Boca Raton Bowl ... Only games missed were back-to-back mid-season contests vs. Temple and Tulane ... Saw most of his game action on special teams ... Logged five total tackles (4-1) ... Had one multi-tackle game ... Recorded his first collegiate tackle, a solo hit, in a home win over Bowling Green ... Had a season-high two tackles, both solo stops, vs. Tulsa ... Credited with first kick return vs. Western Kentucky in the Boca Raton Bowl ... Had one kick return for 15 yards ... Member of the Tigers special teams that were fifth nationally on kick returns (26.57 ypr) and second nationally on kick return defense (16.04 ypr) ... Memphis special teams unit had three kick returns for TD and allowed opponents no kick return for TD ... The three kick return TD set a program season record.

HIGH SCHOOL

Played both linebacker and defensive end for head coach Steve Mask at St. Paul's Episcopal ... A three-year starter ... Helped lead the Saints to the 2015 Alabama High School Athletic Association (AHSAA) Class 5A state championship with a 41-26 win over Mortimer Jordan ... The Saints finished 2015 with a 13-2 overall record and the No. 1 ranking in the 2015 AHSAA Class 5A final poll ... As a senior, posted 93 tackles, seven sacks and 13 QB hurries ... Named an All-Coastal Alabama first team honoree ... Also was an Al.com Super All-State and an Alabama Sports Writers Association (ASWA) All-State first team selection ... Also a member of the St. Paul's Episcopal squad that won 2014 AHSAA Class 5A state title ... Also competed in shot put on the track and field team ... Helped the

2017 MEMPHIS TIGERS

Saints track and field squad to a 2015 AHSAA Class 5A state championship.

PERSONAL

Son of Colette Huff... Has a brother Jordan, who is a red-shirt senior running back at Northern Illinois, and a sister Kennedy ... Birthday is April 17 ... Mechanical Engineering major.

HUFF'S CAREER DEFENSIVE STATISTICS											
YR	G/S	UT	AT	TOT	PD	FR	FF	TFL	SK	INT	
2016	11/0	4	1	5	0	0-0	0	0-0	0-0	0-0	

HUFF'S CAREER HIGHS	
Tackles	2 vs Tulsa, Oct. 29, 2016
Tackles for Loss	-
Sacks	-
Fumble Recoveries	-

HUFF'S GAME-BY-GAME DEFENSE										
Date	Opponent	UT	AT	TT	TFL	SK	FR	PB	INT	
9/3/16	SEMO	0	0	0	0-0	0	0	0	0-0	
9/17/16	Kansas	0	0	0	0-0	0	0	0	0-0	
9/24/16	Bowling Green	1	0	1	0-0	0	0	0	0-0	
10/1/16	at Ole Miss	0	1	1	0-0	0	0	0	0-0	
10/6/16	Temple	Did Not Play								
10/14/16	at Tulane	Did Not Play								
10/22/16	at Navy	1	0	1	0-0	0-0	0	0	0-0	
10/29/16	Tulsa	2	0	2	0-0	0-0	0	0	0-0	
11/5/16	at SMU	0	0	0	0-0	0-0	0	0	0-0	
11/12/16	USF	0	0	0	0-0	0-0	0	0	0-0	
11/18/16	at Cincinnati	0	0	0	0-0	0-0	0	0	0-0	
11/25/16	Houston	0	0	0	0-0	0-0	0	0	0-0	
12/20/16	vs WKU	0	0	0	0-0	0-0	0	0	0-0	

#47

PUNTER

NICK JACOBS

GRADUATED: MAY OF 2017

SENIOR • 3L

6-1 • 195

MELBOURNE, VICTORIA, AUSTRALIA

BRIGHTON GRAMMAR SCHOOL

MAJOR: ORGANIZATIONAL LEADERSHIP

CAREER

Graduated from the University of Memphis in May of 2017 with a degree in organizational leadership ... Has seen action in 23 games as part of the team's punting duo with Spencer Smith ... Team's primary short-field punter ... Has 42 attempts for 1,496 total yards and a 35.6 average ... Has a career-long 48-yard punt ... Has 37 of 42 punts inside the opponents' 20-yard line ... Has six touchbacks and 22 punts that were fair catches ... Has no blocked attempts.

HONORS (ACADEMIC/ATHLETIC)

Earned Dean's List recognition for the 2014 fall and 2016 spring semesters ... Named to the Tiger 3.0 Club for the 2014 fall, 2015 spring, 2015 fall and 2016 spring semesters.

2016 (JUNIOR)

Played in six games, including the Boca Raton Bowl ... Member of the Tigers' punting tandem with Spencer Smith ... Continued to serve as the squad's primary short-field punter ... Posted a 38.4 punting average (461 total yards) on 12 attempts ... Had a career-long punt of 48

yards ... Ten of his 12 punts pinned opponents inside their own 20-yard line ... Opponents had to fair-catch eight of his 12 punts ... Only one of his 12 punts was a touchback ... Booted a season-high four punts in a home win over Temple ... Averaged 40.2 yards on his four punts vs. the Owls ... Temple had to fair-catch all four of his punts, and three of his efforts were downed inside the Owls 20-yard line ... Placed all three punts vs. Kansas inside the Jayhawks 20-yard line ... Booted a career-long 48-yard punt in a road win at Tulane ... The effort ended up being his lone touchback of the season ... Did not have a punt in the final four games of the regular season ... Had one punt for 38 yards vs. Western Kentucky in the Boca Raton Bowl.

2015 (SOPHOMORE)

Saw action in seven contests ... Continued his role as part of the squad's punting tandem with Spencer Smith ... Most of his action came in short-field situations ... Had a 36.0 punting average on 14 attempts and a long punt of 47 yards ... Placed 11 of his 14 punts inside the opponents' 20-yard line ... Three of his punts were touchbacks ... Had one punt for a season-long 47 yards in a win at Kansas ... His punt vs. the Jayhawks was a touch-back ... In a key road win at USF, posted career highs for attempts (6), punt yardage (216), inside opponents' 20 (6) and opponents' fair catches (4) ... In the game, pinned the Bulls inside their own 20 on three-consecutive, second-quarter possessions after USF jumped out to an early 10-0 lead ... On those three possessions, USF managed only six yards on seven plays ... After half, his first punt was downed at the USF 8, and the Bulls managed only nine yards on the following drive ... His clutch punting in the second and third quarters helped Memphis turn a 10-0 deficit into a 17-10 lead ... Had one punt for 29 yards in the upset win over Ole Miss ... Recorded three punts for 120 yards in a road win at Tulsa ... All three punts vs. the Golden Hurricane were not returned, as two were touchbacks and one was a fair catch ... Had one punt in home wins over Tulane and SMU.

2014 (FRESHMAN)

Played in 10 games ... Part of the team's punting tandem with Spencer Smith ... Saw most of his action in short-field situations ... Had a 33.2 punting average on 16 attempts and a long punt of 42 yards ... Placed all 16 punts inside opponents' 20-yard line ... Opponents only had three punt returns and three punt return yards all season ... While punting average was 33.2 yards, opponents' starting field position following his punts was just outside their own 10-yard line ... Had four punts downed inside the opponents' 10, including three inside the five ... Memphis ranked fourth in FBS in punt return defense (2.77 yards per return) ... Made his collegiate debut in a home win over Middle Tennessee ... All four of his punts vs. the Blue Raiders were inside their 20 ... Kicked a season-long 42 yarder vs. Middle Tennessee ... His four punts vs. the Blue Raiders were a season high ... Tied season-long punt with a 42-yard effort vs. Houston ... In a key road win at Temple, had a 34-yard punt that was

returned from the Owls' 10-yard line, but fumbled and recovered by Memphis' Reggie Ball ... The Tigers converted the turnover into a FG for a 13-10 lead with 1:39 left ... Registered a season-high 109 punt yardage (3 punts) in a home win over USF ... Tied season-long punt with a 42-yarder vs. the Bulls ... All three punts vs. USF were downed inside the Bulls' 20 ... His second punt, which was downed at the USF 1, was followed by a 3-and-out Bulls series ... Memphis regained possession at the USF 27 with 8:05 to play in the third quarter and needed just two plays to extend a 21-13 lead to 28-13 ... Lone punt against BYU in the Miami Beach Bowl was clutch ... His 36-yard effort pinned BYU at its own six-yard line with 4:06 left and the Tigers trailing 45-38 ... The Memphis defense followed his punt with a 3-and-out Cougars possession ... On their next offensive series, the Tigers tied the contest at 45-all to send the game into overtime, where Memphis posted a dramatic 55-48 win.

HIGH SCHOOL

Graduated from Brighton Grammar School in Brighton, Victoria, in 2012 ... All-around athlete who earned letters in soccer (5), track and field (3) and swimming (1) ... Soccer team captain and MVP in 2012 ... Hails from the same Australian state as former Tigers punter and 2013 Ray Guy Award winner Tom Hornsey.

PERSONAL

Son of Kevin and Michelle Jacobs ... Has an older brother, Ben, who plays for the North Melbourne Kangaroos in the Australian Football League ... Born in Melbourne, Australia ... Birthday is October 31.

JACOBS' CAREER PUNTING STATISTICS										
YR	G	NO	YDS	AVG	LG	BL	TB	FC	50+	I20
2014	10	16	531	33.2	42	0	0	8	0	16
2015	7	14	504	36.0	47	0	3	6	0	11
2016	7	12	461	38.4	48	0	1	8	0	10
Total	24	42	1,496	35.6	48	0	4	22	0	37

JACOBS' CAREER HIGHS	
Punt Attempts	6, USF, Oct 2, 2015
Punt Yards	216, USF, Oct 2, 2015
Longest Punt	48 at Tulane, Oct 14, 2016

JACOBS' GAME-BY-GAME PUNTING										
Date	Opponent	No	Yds	Avg	LG	TB	FC	50+	I20	
8/30/14	Austin Peay at UCLA	Did Not Play								
9/6/14	at UCLA	Did Not Play								
9/20/14	MTSU	4	142	35.5	42	0	2	0	4	
9/27/14	at Ole Miss	1	29	29.0	29	0	0	0	1	
10/4/14	at Cincinnati	2	51	25.5	28	2	2	0	2	
10/11/14	Houston	1	42	42.0	42	0	0	0	1	
10/25/14	at SMU	Did Not Play								
10/31/14	Tulsa	1	32	32.0	32	0	1	0	1	
11/7/14	at Temple	1	34	34.0	34	0	0	0	1	
11/15/14	at Tulane	1	26	26.0	26	0	1	0	1	
11/22/14	USF	3	109	36.3	42	0	1	0	3	
11/29/14	UConn	1	30	30.0	30	0	1	0	1	
12/22/14	vs BYU	1	36	36.0	36	0	0	0	1	
9/5/15	Missouri St	Did Not Play								
9/12/15	at Kansas	1	47	47.0	47	1	0	0	0	
9/19/15	at BGSU	0	0	0.0	0	0	0	0	0	
9/24/15	Cincinnati	Did Not Play								
10/2/15	at USF	6	216	36.0	41	0	4	0	6	
10/17/15	Ole Miss	1	29	29.0	29	0	0	0	1	
10/23/15	at Tulsa	3	120	40.0	46	2	1	0	1	
10/31/15	Tulane	1	42	42.0	42	0	0	0	1	
11/7/15	Navy	Did Not Play								

JACOBS' GAME-BY-GAME PUNTING										
Date	Opponent	No	Yds	Avg	LG	TB	FC	50+	I20	
11/14/15	at Houston	Did Not Play								
11/21/15	at Temple	Did Not Play								
11/28/15	SMU	1	26	26.0	26	0	0	0	1	
12/30/15	vs Auburn	Did Not Play								
9/3/16	SEMO	1	27	27.0	27	0	0	0	1	
9/17/16	Kansas	3	107	35.7	37	0	1	0	3	
9/24/16	BGSU	Did Not Play								
10/1/16	at Ole Miss	1	36	36.0	36	0	1	0	1	
10/6/16	Temple	4	161	40.2	47	0	4	0	3	
10/14/16	at Tulane	1	48	48.0	48	1	0	0	0	
10/22/16	at Navy	Did Not Play								
10/29/16	Tulsa	1	44	44.0	44	0	1	0	1	
11/5/16	at SMU	Did Not Play								
11/12/16	USF	Did Not Play								
11/18/16	at Cincinnati	Did Not Play								
11/25/16	Houston	Did Not Play								
12/20/16	vs WKU	1	38	38.0	38	0	1	0	1	

#15
DEFENSIVE END

CHRISTIAN JOHNSON

GRADUATED: MAY 2017
R-SENIOR • 3L
6-5 • 255
MEMPHIS, TENN./SOUTHWIND HS

MAJOR: INTERDISCIPLINARY STUDIES

CAREER

Graduated with a degree in interdisciplinary studies in May of 2017 ... Has seen action in 33 games, making 16 starts ... Has 42 total tackles (32-10) ... Also has 9.5 TFL (38 yards), six sacks (31 yards), one fumble recovery and two PBU ... Has nine multi-tackle games.

HONORS (ACADEMIC/ATHLETIC)

Recognized by the University of Memphis Center for Athletic Academic Services (CAAS) as a CAAS Most Improved Student for the 2014 fall semester.

2016 (JUNIOR)

Played in all 13 games ... Made five starts ... Credited with 19 total tackles (15-4), three TFL (13 yards), two sacks (10 yards), one PBU and two QB hurries ... Had four multi-tackle games ... Posted career highs for total tackles (6) and solo stops (5) vs. No. 24/25 Navy ... Other multi-tackle performances came against Ole Miss (3 total stops), Tulane (2) and Cincinnati (2) ... Logged a sack and TFL for seven yards in a home upset win over No. 18/21 Houston ... His sack/TFL came in the second quarter vs. the Cougars with Houston driving at midfield ... Two plays after his sack/TFL, Shaun Rupert intercepted a Houston pass, setting the Tigers offense with a short field ... On the ensuing drive, Memphis scored for a 34-17 halftime lead ... Also recorded one TFL vs. Ole Miss (1-3 yards) and Western Kentucky (1-3 yards) ... The TFL vs. the Hilltoppers was also a sack ... His PBU came in a road win at Tulane.

2015 (SOPHOMORE)

Played in all 13 games ... Started the season's final 11 contests ... Had 23 total stops (17 solo/6 assists) ... Posted five multi-tackle games ... Also had 6.5 TFL (25 yards), four sacks (21 yards), one fumble recovery and one pass break-up ... Led team in sacks (4) and sack yardage (21)

2017 MEMPHIS TIGERS

... Tied for third on squad with 6.5 TFL ... Also third on team in TFL yardage (25) ... Saw first action in the season-opening victory over Missouri State ... Registered first collegiate tackle with an assist vs. the Bears ... Had first multi-tackle performance in his first collegiate start in the road win at Bowling Green ... Collected two total stops (1 solo/1 assist) vs. the Falcons ... Posted collegiate firsts for unassisted tackle, TFL and sack vs. Bowling Green ... His sack/TFL was a key play late in the fourth quarter vs. the Falcons ... With Memphis holding a 44-41 lead with 3:06 left, Bowling Green took over on its own 26 ... After moving the ball to the 41, his six-yard sack/TFL of the Falcons QB not only pushed Bowling Green back, but also placed the possession in disarray ... The Falcons lost yardage on the next two plays and did not convert on a 4th-and-18 ... Memphis took possession and ran out the clock for the win ... Had a breakout game in the upset win over Ole Miss ... Posted four total tackles (3 solo/1 assist), 2.5 TFL (7 yards), one sack (5 yards) and one pass break-up ... The 2.5 TFL were a career best ... Had two big first-quarter plays that helped Memphis stay in the contest ... Midway through the first quarter, Ole Miss had a 14-0 lead and the ball ... On a 1st-and-15 play from the Rebels 41, recorded first collegiate pass break-up ... Two plays later, had a solo hit that forced an Ole Miss punt ... The Memphis following drive resulted in a TD to cut the Rebels' lead to 14-7 ... Assisted on a TFL in the third quarter with the Rebels driving for a TD ... Helped throw the Ole Miss receiver for a yard loss on a 2nd-and-2 inside the Tigers' 10-yard line ... Two plays later, the Rebels settled for a FG to cut the Memphis lead to 31-24 ... His sack was late in the fourth quarter vs. Ole Miss ... Had career highs with four solo stops, TFL yardage (11) and sack yardage (9) in a road setback at Houston ... Registered a season-high five total hits in a road loss at Temple ... Tied a career best with four unassisted tackles vs. the Owls ... Posted his fourth sack in the regular-season home finale vs. SMU ... Had two total tackles (1 solo/1 assist) vs. Auburn in the Birmingham Bowl.

2014 (REDSHIRT FRESHMAN)

Saw action in seven games ... Played in his first collegiate contest in the season-opening win over Austin Peay ... Member of the Tigers team that won 10 games (10-3 record) and earned a shared of the American Athletic Conference regular-season championship ... Team posted the program's first 10-win campaign since 1938 ... Squad also won the Miami Beach Bowl, a thrilling 55-48 double-overtime victory over BYU.

2013 (FRESHMAN)

Redshirted.

HIGH SCHOOL

Played his prep career at Southwind High School for head coach Cedric Miller ... Helped lead the Jaguars to an 8-4 overall record and a Tennessee Secondary School Athletic Association (TSSAA) Class 6A playoffs berth in 2012 ... Southwind advanced to the playoffs second round ... Led the Shelby Metro area with 18.5 sacks as a senior in 2012 ... A 2012 Tennessee Sports Writers Association (TSWA)

All-State Class 6A selection ... Earned 2012 All-District 15-3A honors on both sides of the ball — first team at defensive end and second team at tight end ... Named to 2012 *The Commercial Appeal's* Best of Preps defense ... Also a 2012 All-Shelby County pick ... Selected to play in the 2012 AutoZone Liberty Bowl All-Star Game.

PERSONAL

Son of Curtis Johnson and Tamitha Gipson-Johnson ... Birthday is February 23 ... Has an older brother, Curtis III, and a younger brother, Robert.

JOHNSON'S CAREER DEFENSIVE STATISTICS

YR	G/S	UT	AT	TOT	PD	FR	FF	TFL	SK	INT	QBH
2014	7/0	0	0	0	0	0-0	0	0-0	0-0	0-0	0
2015	13/11	17	6	23	1	1-0	0	6.5-25	4-21	0-0	0
2016	13/5	14	4	18	1	0-0	0	3-13	2-10	0-0	2
Total	32/16	31	10	41	2	1-0	0	9.5-38	6-31	0-0	2

JOHNSON'S CAREER HIGHS

Tackles	6 at Navy, Oct 22, 2016
Sacks	1, 6x, last vs Western Kentucky, Dec 20, 2016
Tackles for Loss	2.5, Ole Miss, Oct 17, 2015
Fumble Recovery	1 at Tulsa, Oct 23, 2015
QB Hurry	1 (2x) last vs Western Kentucky, Dec 20, 2016

JOHNSON'S GAME-BY-GAME DEFENSE

Date	Opponent	UT	AT	TT	TFL	SK	FF	PB	INT	QBH
9/5/15	Missouri St.	1	0	1	0-0	0-0	0	0	0-0	0
9/12/15	at Kansas	0	1	1	0-0	0-0	0	0	0-0	0
9/19/15*	at BGSU	1	1	2	1-6	1-6	0	0	0-0	0
9/24/15*	Cincinnati	1	0	1	0-0	0-0	0	0	0-0	0
10/2/15*	at USF	1	0	0	0-0	0-0	0	0	0-0	0
10/17/15*	Ole Miss	3	1	4	2.5-7	1-5	0	0	0-0	0
10/23/15*	at Tulsa	0	0	0	0-0	0-0	0	0	0-0	0
10/31/15*	Tulane	0	0	0	0-0	0-0	0	0	0-0	0
11/7/15*	Navy	0	1	1	0-0	0-0	0	0	0-0	0
11/14/15*	at Houston	4	0	4	2-11	1-9	0	0	0-0	0
11/21/15*	at Temple	4	1	5	0-0	0-0	0	0	0-0	0
11/28/15*	SMU	1	0	1	1-1	1-1	0	0	0-0	0
12/30/15*	vs Auburn	1	1	2	0-0	0-0	0	0	0-0	0
9/3/16	SEMO	0	0	0	0-0	0-0	0	0	0-0	0
9/17/16	Kansas	0	0	0	0-0	0-0	0	0	0-0	0
9/24/16	Bowling Green	1	0	1	0-0	0-0	0	0	0-0	0
10/1/16*	at Ole Miss	2	1	3	1-3	0-0	0	0	0-0	0
10/6/16	Temple	1	0	1	0-0	0-0	0	0	0-0	1
10/14/16*	at Tulane	1	1	2	0-0	0-0	0	1	0-0	0
10/22/16*	at Navy	5	1	6	0-0	0-0	0	0	0-0	0
10/29/16*	Tulsa	1	0	1	0-0	0-0	0	0	0-0	0
11/5/16*	at SMU	1	0	1	0-0	0-0	0	0	0-0	0
11/12/16*	USF	0	0	0	0-0	0-0	0	0	0-0	0
11/18/16	at Cincinnati	1	1	2	0-0	0-0	0	0	0-0	0
11/25/16	Houston	1	0	1	1-7	1-7	0	0	0-0	0
12/20/16	vs WKU	1	0	1	1-3	1-3	0	0	0-0	1

#96
DEFENSIVE LINE

KHALIL JOHNSON

R-SOPHOMORE • 1L
6-5 • 250
DALLAS, TEXAS
KIMBALL HS

MAJOR: INTERDISCIPLINARY STUDIES

CAREER

Has played in two games ... Has one tackle (solo hit), one TFL and one PBU.

2016 (REDSHIRT FRESHMAN)

Saw game action in two contests ... Had one tackle (solo stop), one TFL and one PBU ... Received playing time in first collegiate game in a home win over Kansas ... Also

2017 MEMPHIS FOOTBALL

2017 MEMPHIS TIGERS

played in the Tigers' next contest vs. Bowling Green ... Logged first collegiate tackle - a solo hit - TFL and PBU in the home win over the Falcons ... His TFL came on a Falcons' third-quarter pass play in which he dropped the receiver for a 1-yard loss ... His PBU came in the fourth quarter vs. Bowling Green.

2015 (FRESHMAN)

Did not see game action ... Member of the 2015 squad that went 9-4 and played in the Birmingham Bowl.

HIGH SCHOOL

Played for head coach Carlton Nelson at Kimball High School ... Helped lead the Knights to a University Interscholastic League (UIL) Class 5A Region II District 13 runner-up finish in 2014 ... The 2014 Kimball High School squad posted a 7-4 overall record and a 5-1 district mark ... The Knights advanced to the UIL Class 5A Division I playoffs first round ... Named to the 2014 UIL 13-5A All-District first team at defensive end ... Named the Knights' Defensive MVP ... Also competed in wrestling, basketball and track and field (shot put/discus) ... Teammate of current Memphis Tiger Kedarian Jones.

PERSONAL

Son of Tricia Roach and Reginald Johnson ... Has two older siblings, Tra and Trav, and a younger sister Gabby ... Birthday is October 12 ... Born in Atlanta ... Interdisciplinary studies major.

JOHNSON'S CAREER DEFENSIVE STATISTICS

YR	G/S	UT	AT	TOT	TFL	SK	FF	FR	PB	INT
2016	2/0	1	0	1	1-1	0-0	0	0	1	0-0

JOHNSON'S CAREER HIGHS

Tackles	1 vs Bowling Green, Sep 24, 2016
Tackle for Loss	1 vs Bowling Green, Sep 24, 2016
Passes Defended	1 vs Bowling Green, Sep 24, 2016

JOHNSON'S GAME-BY-GAME DEFENSE

Date	Opponent	UT	AT	TT	TFL	SK	FF	FR	PB	INT
9/17/16	Kansas	0	0	0	0-0	0-0	0	0	0	0-0
9/24/16	BGSU	1	0	1	1-1	0-0	0	0	1	0-0



#13

WIDE RECEIVER

KEDARIAN JONES

R-SOPHOMORE • 1L

6-1 • 175

DALLAS, TEXAS

KIMBALL HS

MAJOR: PSYCHOLOGY

CAREER

Has played in eight contests, making two starts ... Has seven catches for 121 yards and one TD ... Has three multi-catch games ... Has a long reception of 43 yards.

2016 (REDSHIRT FRESHMAN)

Saw game action in eight contests, including the Boca Raton Bowl ... Made two starts ... Hauled in seven catches for 121 yards and one TD ... Saw his first collegiate action in a home win over Bowling Green ... Recorded first

collegiate reception for 19 yards vs. the Falcons ... Had a season-high two catches vs. Tulsa, SMU and Houston ... Pulled in his first collegiate TD pass vs. Tulsa, a 12-yarder to bring Memphis to within seven at 28-21 midway through the second quarter ... Had a season-long 43-yard catch at SMU ... The reception set up a Jake Elliott FG late in the fourth quarter ... His two receptions (27 yards) in the regular-season finale vs. Houston came on Memphis' second scoring drive of the game ... The second reception for 10 yards moved the ball to the Cougars 2-yard line (Dorland Dorceus scored a TD two plays later).

2015 (FRESHMAN)

Did not see game action ... Member of the 2015 squad that went 9-4 and played in the Birmingham Bowl.

HIGH SCHOOL

Played for head coach Carlton Nelson at Kimball High School ... Two-year letterwinner ... Helped lead the Knights to a University Interscholastic League (UIL) Class 5A Region II District 13 runner-up finish in 2014 ... The 2014 Kimball High School squad posted a 7-4 overall record and a 5-1 district mark ... The Knights advanced to the UIL Class 5A Division I playoffs first round ... Selected to the 2014 UIL 13-5A All-District first team at wide receiver ... Earned the 2014 13-5A District Receiver of the Year honor ... As a junior in 2013, Kimball High School played in UIL Region II District 11 ... Selected to the 2013 UIL 11-4A All-District first team at wide receiver ... Also named the district's Receiver of the Year ... In 2013, helped the Knights to a 7-5 overall record and a first-round appearance in the UIL Class 4A Division I playoffs ... Over playing career, had 69 receptions for 1,602 yards and 25 TD ... Caught 36 passes for 1,026 yards and 17 TD as a senior in 2014 ... Against Mansfield Lake Ridge, had four catches for 147 yards and two TD ... As a junior, had 33 catches for 576 yards and eight TD ... Teammate of fellow Memphis Tiger Khalil Johnson ... Also lettered three seasons at forward for the Knights basketball team.

PERSONAL

Son of Sherisha Steele ... Has a younger sister, Taylor, and a younger brother, Devonyea ... Born in Dallas ... Birthday is September 4 ... Psychology major.

JONES' CAREER RECEIVING STATISTICS

YR	G/S	NO	YDS	AVG/C	TDS	LG	REC/G	AVG/G
2016	8/2	7	121	17.3	1	43	0.9	15.1

JONES' CAREER HIGHS

Receptions	2 (3x) last vs Houston, Nov 25, 2016
Receiving Yards	55 at SMU, Nov 5, 2016
Long Reception	43 at SMU, Nov 5, 2016
Receiving TD	1 vs. Tulsa, Oct 29, 2016
All-Purpose Yards	55 at SMU, Nov 5, 2016

JONES' GAME-BY-GAME RECEIVING

Date	Opponent	No	Yds	Avg	TDS	LG
9/24/16	Bowling Green	1	19	19.0	0	19
10/14/16	at Tulane	0	0	0.0	0	0
10/22/16	at Navy	0	0	0.0	0	0
10/29/16	Tulsa	2	20	10.0	1	12
11/5/16*	at SMU	2	55	27.5	0	43
11/12/16*	USF	0	0	0.0	0	0

2017 MEMPHIS TIGERS

JONES' GAME-BY-GAME RECEIVING

Date	Opponent	No	Yds	Avg	TDs	LG
11/18/16	at Cincinnati	Did Not Play				
11/25/16	Houston	2	27	13.5	0	22
12/20/16	vs WKU	0	0	0.0	0	0



#92 DEFENSIVE LINE
PEYTON JONES
 R-SOPHOMORE • 1L
6-6 • 235
 MEMPHIS, TENN.
 MEMPHIS UNIVERSITY SCHOOL
MAJOR: ACCOUNTING

CAREER

Has played in two games ... Has one solo stop.

HONORS (ACADEMIC/ATHLETIC)

Earned Tiger 3.0 Club recognition for the 2016 spring semester.

2016 (REDSHIRT FRESHMAN)

Saw action in two games ... Played in wins over Bowling Green and Cincinnati ... Logged first collegiate tackle, a solo hit, vs. the Bearcats.

2015 (FRESHMAN)

Redshirted ... Member of the 2015 squad that went 9-4 and played in the Birmingham Bowl.

HIGH SCHOOL

Played his prep career at Memphis University School for head coach Bobby Alston ... A 2014 Tennessee Sports Writers Association (TSWA) Division II Class AA All-State pick at defensive line ... Other 2014 honors included: Division II Class AA All-West Region, *The Commercial Appeal's* Best of the Preps (private schools) and AutoZone Liberty Bowl All-Star Game ... As a senior in 2014, recorded 65 total tackles, including nine sacks ... Also had eight pass break-ups and eight QB hurries ... Helped Memphis University School to an 8-4 record and a spot in the Tennessee Secondary School Athletic Association (TSSAA) Division II Class AA state playoffs semifinal appearance ... The Owls earned the semifinals berth with a come-from-behind, fourth-quarter rally to defeat Brentwood Academy 30-28 in the quarterfinal round ... Registered four pass break-ups vs. Canton McKinley and notched 10 tackles against Lafayette in 2014 ... Among his tackles as a junior were a two sacks and five TFL ... Member of the 2013 Owls squad that went 10-3 and finished the campaign as the TSSAA Division II Class AA state runner-up.

PERSONAL

Son of Philip Jones and Jeannie Jones ... Has two older brothers: Graham and Lawrence ... Born in Memphis ... Birthday is July 5 ... Accounting major.

JONES' CAREER DEFENSIVE STATISTICS

YR	G/S	UT	AT	TOT	TFL	SK	FF	FR	PB	INT
2016	2/0	1	0	1	0-0	0-0	0	0	0	0-0

JONES' GAME-BY-GAME DEFENSE

Date	Opponent	UT	AT	TT	TFL	SK	FF	FR	PB	INT
9/24/16	BGSU	0	0	0	0-0	0-0	0	0	0	0-0
11/18/16	at Cincinnati	1	0	1	0-0	0-0	0	0	0	0-0



#71 OFFENSIVE LINE
GABE KUHN
 R-SENIOR • 3L
6-4 • 295
 WILDWOOD, MO.
 LAFAYETTE HS
MAJOR: COMMUNICATIONS

- ✓ 2017 Outland Trophy Watch List
- ✓ 2015 Rimington Trophy Watch List

CAREER

Graduated in May of 2017 with a degree in journalism ... Has been a starter on offensive line in all 38 games in which he played ... Lone missed game was the 2015 season opener vs. Missouri State ... Has played 2,501-of-2,923 snaps (.856) ... Has been a part of three of the most-prolific offenses in school history ... Member of offenses that has piled up 17,910 yards (5,970 yards per season) and have scored 1,498 points over three seasons (2014, 2015, 2016) ... Offense has scored on 87.6 percent (156-of-178) of its trips.

HONORS (ACADEMIC/ATHLETIC)

Named to the Dean's List for the 2016 spring semester ... Earned Tiger 3.0 Club recognition for the 2013 fall and 2016 spring semesters ... Member of the 2013-14 American Athletic Conference All-Academic Team ... Named to the 2015 Rimington Trophy Watch List ... Award is given to the nation's top center.

2016 (JUNIOR)

Started all 13 games ... Most of his snaps came at right guard ... Also played at left and right tackle ... Played 888-of-964 snaps (.921) ... Played every snap in eight games ... Member of the 2016 Memphis offense that was second in program history for total yards (6,028), points (505) and total TD (57), including a school-record 34 TD passes ... Blocked for the Tigers offense that piled up over 500 yards of total offense six times ... Memphis had 635 total yards vs. Bowling Green, the fourth-most for a game in program history ... Saw action on a season-high 82 snaps vs. Tulsa ... Also played over 80 snaps vs. USF (81) and Western Kentucky (81) ... Played every snap in five-straight games vs. Ole Miss (78), Temple (58), Tulane (67), Navy (71) and Tulsa (82) ... Also played all 79 snaps in the regular-season finale win over No. 18/21 Houston.

2015 (SOPHOMORE)

Started 12 of 13 games ... Missed the season opener vs. Missouri State, but started the campaign's final 12 contests ... Played 816-of-947 snaps (.862) ... Member of the offensive line that helped Memphis post some of its best offensive numbers in school history ... The 2015 Tigers offense set school records for scoring (522 points), total

touchdowns (59), passing yards (3,997), plays (1,028) and total yards (6,330) ... Memphis also ranked in the top-20 nationally in scoring offense (11th), passing offense (18th), total offense (19th) and red zone offense (18th) ... The Tigers piled up over 500 yards of total offense six times, including a program single-game record 704 yards in a road victory at Tulsa ... Blocked for an offense that ranked 18th nationally in the red zone offense, converting 88.9 percent of its trips inside the 20-yard line (56-of-63) ... In his season debut in a road win at Kansas, split his 54 snaps (54-of-79) between center and right guard ... Following the game vs. the Jayhawks, moved to right guard for the remainder of the season ... Played 84-of-90 snaps in the thrilling 44-41 win at Bowling Green ... After seeing action on only 32 snaps vs. Cincinnati, played all snaps in victories over USF (72-of-72) and Ole Miss (94-of-94) ... The 94 snaps vs. the Rebels were a season high ... Saw action on over 70 snaps vs. Tulsa (75), Tulane (79), Navy (73) and Houston (72) ... Played all 69 snaps in a road setback at Temple ... Played 44 snaps in the regular-season home finale win over SMU ... Played all 68 snaps vs. Auburn in the Birmingham Bowl.

2014 (REDSHIRT FRESHMAN)

Started all 13 games at center ... Helped Memphis to its first conference title since 1971 and the program's first 10-win season since 1938 ... Played 797-of-1,012 snaps (78.8 percent) ... Played every snap in three games, including the thrilling 55-48 double-overtime win over BYU in the Miami Beach Bowl ... Closed the season with a career-high 97-snap effort vs. BYU ... Played 82-of-85 snaps in the American Athletic Conference title-clinching win over Connecticut, the Tigers' regular-season home finale ... Began the season playing 47 snaps in the season-opening win over Austin Peay ... Played every snap in games against Ole Miss, USF, Navy, Temple and Auburn ... Blocked for an offense that accounted for 5,552 total yards of offense (427.1 ypg) ... Offense accounted for 5,000-plus yards for the first time since 2008 and had the most yards and best per-game average since 2007 ... Member of offensive unit that made a 61-position improvement in total offense from 2013 ... Memphis produced 300-plus yards of offense in every win, including 400-plus yards seven times and 500-plus yards three times ... Memphis' offense accounted for 54 TD, part of a 58 TD season ... Blocked for a team that shattered the program's previous scoring record with 471 points (430 points in 2004) ... Blocked for an offense that ranked third nationally in the red zone offense, converting 93 percent of its trips inside the 20-yard line (56-of-60).

2013 (FRESHMAN)

Redshirted.

HIGH SCHOOL

Played for head coach Boyd Manne at Lafayette High School in Wildwood, Mo. ... Position coach was Craig Raymond ... A 2012 Missouri Football Coaches Association (MFCA) Class 6A All-State second team selection ... Other 2012 honors included: USA Today High School Sports/American Family Insurance Missouri All-State Team,

Missouri Sportswriters/Sportscasters Association Class 6A All-State second team, MFCA Class 6A All-District I Team, All-Suburban West Conference first team and St. Louis Post-Dispatch All-Metro Team ... Helped lead the Lancers to a 12-1 overall record and a perfect 7-0 league mark ... Lafayette High School advanced to Missouri High School Activities Association (MSHSAA) Class 6A state playoffs semifinal round ... The Lancers' state playoffs semifinal appearance was the school's first since 1989 ... Began senior season as a 2012 MaxPreps.com pre-season all-state pick ... Anchored an offensive line that helped the 2012 Lancers offense pile up over 4,500 yards of total offense and also average 38.4 points a game ... As a junior in 2011, helped the Lancers to an 8-3 overall record and a perfect 8-0 Suburban West Conference crown ... Lafayette High School earned a MSHSAA Class 6A state playoff berth ... In a win over Oakville his junior campaign, intercepted a pass and returned it 18 yards for a TD ... Earned 2011 All-Suburban West Conference second team and St. Louis Post-Dispatch All-Metro Team accolades.

PERSONAL

Son of Thom Kuhn and Dianne O'Connell ... Born in St. Louis, Mo. ... Birthday is May 2 ... Has two older brothers, Patrick O'Connell and Alex Kuhn, and a younger sister, Aliyah ... Grandfather, Jeep Kuhn, invented the Easy Bake Oven and Stretch Armstrong ... Working on a second bachelor's degree in communications.

KUHN'S CAREER OFFENSIVE LINE STATISTICS

YR	GAMES/STARTS	PLAYS/TOTAL TEAM PLAYS
2014	13/13	797/1,012
2015	12/12	816/947
2016	13/13	888/964
Total	38/38	2,501/2,923

KUHN'S CAREER HIGHS

Offensive Plays | 97, BYU, Dec 22, 2014

KUHN'S GAME-BY-GAME OFFENSIVE LINE

Date	Opponent	Position - Plays
8/30/14*	Austin Peay	Center - 47/82
9/6/14*	at UCLA	Center - 41/82
9/20/14*	MTSU	Center - 68/86
9/27/14*	at Ole Miss	Center - 62/62
10/4/14*	at Cincinnati	Center - 80/94
10/11/14*	Houston	Center - 65/78
10/25/14*	at SMU	Center - 42/80
10/31/14*	Tulsa	Center - 68/72
11/7/14*	at Temple	Center - 58/68
11/15/14*	at Tulane	Center - 25/65
11/22/14*	USF	Center - 62/62
11/25/14*	UConn	Center - 82/85
12/22/14*	vs BYU	Center - 97/97
9/5/15	Missouri State	Did Not Play
9/12/15*	at Kansas	Center/Right Guard - 54/79
9/19/15*	at Bowling Green	Right Guard - 84/90
9/24/15*	Cincinnati	Right Guard - 32/73
10/2/15*	at USF	Right Guard - 72/72
10/17/15*	Ole Miss	Right Guard - 94/94
10/23/15*	at Tulsa	Right Guard - 75/96
10/31/15*	Tulane	Right Guard - 79/83
11/7/15*	Navy	Right Guard - 73/73
11/14/15*	at Houston	Right Guard - 72/86
11/21/15*	at Temple	Right Guard - 69/69
11/28/15*	SMU	Right Guard - 44/64
12/30/15*	vs Auburn	Right Guard - 68/68
9/3/16*	SEMO	Right Tackle, Left Tackle - 52/73
9/17/16*	Kansas	Right Tackle - 62/72

2017 MEMPHIS TIGERS

KUHN'S GAME-BY-GAME OFFENSIVE LINE

Date	Opponent	Position - Plays
9/24/16*	Bowling Green	Right Guard - 51/77
10/1/16*	Ole Miss	Right Guard - 78/78
10/6/16*	Temple	Right Guard - 58/58
10/14/16*	at Tulane	Right Guard - 67/67
10/22/16*	at Navy	Right Guard - 69/71; Right Tackle 2/71
10/29/16*	Tulsa	Right Guard - 82/82
11/5/16*	at SMU	Right Guard - 55/72
11/12/16*	USF	Right Guard - 81/81
11/18/16*	at Cincinnati	Right Guard - 71/73
11/25/16*	Houston	Right Guard - 79/79
12/20/16*	vs WKU	Right Guard - 81/81



#54

CENTER

DREW KYSER

JUNIOR • 2L
6-5 • 300

OPELIKA, ALA.
OPELIKA HS

MAJOR: HISTORY

✓ 2016, 2017 Rimington Trophy Watch Lists

CAREER

Has been a starter on the offensive line in 25 games ... Has played in all 26 contests of his career ... Has played 1,889-of-1,988 snaps (.950) ... Member of the offensive line for the two most-prolific offenses in school history ... Has been a part of the 2015 and 2016 offenses that combined for 12,358 yards of total offense (6,179 yard per season) and scored 116 TD ... The two offenses combined to score on 84.7 percent (100-of-128) of its trips inside the red zone.

HONORS (ACADEMIC/ATHLETIC)

Earned Tiger 3.0 Club honors for the 2015 fall and 2016 spring semesters ... Named to the 2016 and 2017 Remington Watch Lists ... Award is given to the nation's top center.

2016 (SOPHOMORE)

Captained the offensive line ... Started all 13 games at center ... Played 924-of-964 snaps (.959) ... Played every snap in 10 contests ... Member of the 2016 Memphis offense that was second in program history for total yards (6,028), points (505) and total TD (57), including a school-record 34 TD passes ... Blocked for the Tigers offense that piled up over 500 yards of total offense six times ... Memphis had 635 total yards vs. Bowling Green, the fourth-most for a game in program history ... Played over 80 snaps three times, including a season-high 82 vs. Tulsa ... Saw 81 snaps of action vs. USF and Western Kentucky ... Played every snap in five-straight games vs. Ole Miss (78), Temple (58), Tulane (67), Navy (71) and Tulsa (82) ... Played every snap in the final four contests of season vs. USF (81), Cincinnati (73), Houston (79) and Western Kentucky (81).

2015 (FRESHMAN)

Played in all 13 games ... Made 12 starts ... All game action came at center ... Saw action on 965-of-1,024 snaps (.942) ... Played every snap in seven contests ... Member of the offensive line that helped Memphis post some of

its best offensive numbers in school history ... The 2015 Tigers offense set school records for scoring (522 points), total touchdowns (59), passing yards (3,997), plays (1,028) and total yards (6,330) ... Memphis also ranked in the top-20 nationally in scoring offense (11th), passing offense (18th), total offense (19th) and red zone offense (18th) ... The Tigers piled up over 500 yards of total offense six times, including a program single-game record 704 yards in a road victory at Tulsa ... Blocked for an offense that ranked 18th nationally in the red zone offense, converting 88.9 percent of its trips inside the 20-yard line (56-of-63) ... Started the first game of his collegiate career in the season-opening win over Missouri State ... Played 63-of-81 snaps vs. the Bears ... Did not start in the win at Kansas, but played 63-of-79 snaps ... Saw action on every snap in the next four contests — all wins — vs. Bowling Green (90), Cincinnati (73), USF (72) and Ole Miss (94) ... The 94 snaps played vs. the Rebels were a season high ... Played over 70 snaps in the next four contests vs. Tulsa (82), Tulane (79), Navy (73) and Houston (72) ... Saw action on all snaps in games vs. Temple (69), SMU (64) and Auburn (68).

HIGH SCHOOL

Three-year starter at center for head coach Brian Blackmon at Opelika High School ... Helped lead the 2014 Bulldogs to a 9-2 overall record, a perfect 6-0 Class 6A/Region III mark and an Alabama High School Athletic Association (AHSAA) Class 6A state playoffs berth ... The region title was the school's first since 2007 ... Posted a 52-14 road win over Valley High School to clinch the region title in 2014 ... Opelika High School advanced to the Class 6A state playoffs second round in 2014 ... The Bulldogs averaged 422.5 yards of total offense, including 213.6 yards rushing, his senior year ... Graded 90 percent or higher in every game his senior season ... A 2014 Alabama Sports Writers Association (ASWA) All-Alabama second team pick ... Named to the *Opelika-Auburn News* All-Area first team his junior and senior campaigns (2013, 2014) ... A 2012 *Opelika-Auburn News* All-Area second team selection as a sophomore ... Member of the 2012 Bulldogs team that went 10-5 and finished the campaign as the AHSAA Class 6A state runner-up ... Also lettered in wrestling and track and field.

PERSONAL

Son of Todd and Stacy Kyser ... Has an older sister, Anna, and two younger sisters, Sarah Kent and Mary Kathryn ... Birthday is October 4 ... History major.

KYSER'S CAREER OFFENSIVE LINE STATISTICS

YR	GAMES/STARTS	PLAYS/TOTAL TEAM PLAYS
2015	13/12	965/1,024
2016	13/13	924/964
Total	26/25	1,889/1,988

KYSER'S CAREER HIGHS

Offensive Plays | 94, vs Ole Miss, Sep 17, 2015

KYSER'S GAME-BY-GAME OFFENSIVE LINE

Date	Opponent	Position - Plays
9/5/15*	Missouri St	Center - 63/81
9/12/15	at Kansas	Center - 66/79
9/19/15*	at Bowling Green	Center - 90/90
9/24/15*	Cincinnati	Center - 73/73
10/2/15*	at USF	Center - 72/72
10/17/15*	Ole Miss	Center - 94/94
10/23/15*	at Tulsa	Center - 82/96
10/31/15*	Tulane	Center - 79/83
11/7/15*	Navy	Center - 73/73
11/14/15*	at Houston	Center - 72/86
11/21/15*	at Temple	Center - 69/69
11/28/15*	SMU	Center - 64/64
12/30/15*	vs Auburn	Center - 68/68
9/3/16*	SEMO	Center - 73/73
9/17/16*	Kansas	Center - 62/72
9/24/16*	Bowling Green	Center - 51/77
10/1/16*	Ole Miss	Center - 78/78
10/6/16*	Temple	Center - 58/58
10/14/16*	at Tulane	Center - 67/67
10/22/16*	at Navy	Center - 71/71
10/29/16*	Tulsa	Center - 82/82
11/5/16*	at SMU	Center - 68/72
11/12/16*	USF	Center - 81/81
11/18/16*	at Cincinnati	Center - 73/73
11/25/16*	Houston	Center - 79/79
12/20/16*	vs WKU	Center - 81/81



#50

OFFENSIVE LINE

LIO LAFAELE

JUNIOR • TR

6-4 • 290

CENTENNIAL HS

RIVERSIDE CC

MAJOR: SPORT AND LEISURE MANAGEMENT

CAREER

Transferred to Memphis from Riverside Community College ... Mid-season transfer in 2016, joining the program in January of that year ... Has seen game action in 13 contests ... Has made two starts.

2016 (SOPHOMORE)

Junior college transfer from Riverside Community College in Riverside, California ... Played in all 13 games ... Made two starts ... Both starts were at right guard ... Played 154 snaps ... Collegiate debut came in the season opener vs. Southeast Missouri ... Played a season-high 73 snaps vs. the Redhawks ... Also started against Kansas ... Played 62 snaps vs. the Jayhawks ... Also played snaps on the offensive line vs. Bowling Green, SMU and Cincinnati ... Also saw playing time on special teams.

2015 (RIVERSIDE CC)

Played for head coach Tom Craft ... Helped lead Riverside Community College to an 8-3 record in 2015 ... The Tigers closed the 2015 campaign with three-straight wins to advance to the National Bowl ... Blocked for an offense that was a National Central League tri-champion and received the No. 4 seed in the California Community College Athletic Association (CCCAA) regional championship ... The Riverside offense averaged 443.5 yards per game in 2015 ... Originally signed with Utah out of Centennial High School.

HIGH SCHOOL

Played his prep career at Centennial High School in Corona, California ... An All-Big 8, All-Inland Area and All-California Interscholastic Federation (CIF) first team selection in 2011 ... Helped lead the Huskies to a 14-1 record, the CIF championship and a No. 20 national ranking as a junior in 2010.

PERSONAL

Son of Filipo and Sose Lafaele ... Birthday is August 11 ... Born in Salt Lake City, Utah ... Has two siblings, a brother and sister ... Likes to play rugby ... Sport and leisure management major.

LAFAELE'S CAREER OFFENSIVE LINE STATISTICS

YR	GAMES/STARTS	PLAYS/TOTAL TEAM PLAYS
2016	12/2	154/883

LAFAELE'S CAREER HIGHS

Offensive Plays | 73 vs SEMO, Sep 3, 2016

LAFAELE'S GAME-BY-GAME OFFENSIVE LINE

Date	Opponent	Position - Plays
9/3/16*	SEMO	Right Guard - 73/73
9/17/16*	Kansas	Right Guard - 62/72
9/24/16	Bowling Green	Right Guard - 17/77
10/1/16	Ole Miss	Special Teams
10/6/16	Temple	Special Teams
10/14/16	at Tulane	Special Teams
10/22/16	at Navy	Special Teams
10/29/16	Tulsa	Special Teams
11/5/16	at SMU	Special Teams & 17/72 - Guard
11/12/16	USF	Special Teams
11/18/16	at Cincinnati	Special Teams & 2/73 - Guard
11/25/16	Houston	Special Teams



#22

DEFENSIVE BACK

TYREZ LINDSEY

R-FRESHMAN • RS

6-2 • 187

DOTHAN, ALA.

DOTHAN HS

MAJOR: BIOLOGY

2016 (FRESHMAN)

Redshirted the 2016 season and has four years of eligibility remaining heading into 2017.

HIGH SCHOOL

Played at both cornerback and safety for head coach Kelvis White at Dothan High School ... Had 57 tackles, three interceptions and eight PBU as a senior in 2015 ... Helped the Tigers to an Alabama High School Athletic Association (AHSAA) Class 6A state playoffs appearance ... Named to the 2015 Alabama Sports Writers Association (ASWA) Class 6A All-State second team ... A 2015 *Dothan Eagle* Super 12 honorable mention selection ... Selected for the Alabama-Mississippi All-Star game ... Also played basketball at Dothan High School ... Helped the Tigers basketball squad to a 26-4 overall record and an area championship.

2017 MEMPHIS TIGERS

PERSONAL

Son of Tyrone and Tamaria Lindsey ... Birthday is December 17 ... Biology major .



#50 LINEBACKER
MANNIE LOWERY
 R-SENIOR • RS
 6-1 • 235
 HAMPTON, GA./LUELLA HS
 GEORGIA MILITARY ACADEMY
 MAJOR: EXERCISE & SPORT SCIENCE

2016

Graduated from Georgia Military College in December of 2015 and enrolled at Memphis in January of 2016 .. Redshirt in 2016.

2015 (GEORGIA MILITARY COLLEGE)

Spent one season at Georgia Military College ... In three games, he had three tackles.

2013 (MISSISSIPPI STATE)


Spent the 2013 season on the roster at Mississippi State ... Appeared in two games.

HIGH SCHOOL

Played at Luella High School, graduating in 2013 ... Held offers from Mississippi State, Alabama State, Middle Tennessee and Georgia State.

PERSONAL

Son of Anita and Keith Ward and Mannie Lowery Sr. and Terry Lowery ... Birthday is October 7 ... Exercise and sport science major.



#86 TIGHT END
JOEY MAGNIFICO
 R-SOPHOMORE • 1L
 6-4 • 235
 CORDOVA, TENN.
 ST. BENEDICT AT AUBURNDALE
 MAJOR: SPORT AND LEISURE MANAGEMENT

CAREER

Has played in 13 games, making three starts ... Has nine receptions for 85 yards and two TD ... Has two games with two or more receptions.

2016 (REDSHIRT FRESHMAN)

Saw action in all 13 games ... Made three starts ... Played behind All-American Athletic Conference first team tight end Daniel Montiel ... Grabbed nine passes for 85 yards and two TD ... Had two multi-catch games ... Had two receptions for a season-high 26 yards in the regular-season finale win over No. 18/21 Houston ... First catch vs. the Cougars was a 14-yarder to carry the Tigers to the Houston 2-yard line late in the first quarter ... His reception set up a Phil Mayhue TD catch to give Memphis a 21-10 lead ... Logged a TD catch in a road win at Cincinnati ...

Recorded his two-yard TD reception from Jason Stewart early in the second quarter for a 20-0 Memphis lead ... Posted his first collegiate TD catch in the first quarter vs. SMU ... His four-yard TD reception gave the Tigers a 14-0 lead ... Tied a season high with two catches vs. the Mustangs ... Had a season-long 15-yard catch in a home win over Kansas ... Received his first collegiate start vs. the Jayhawks ... In his college debut vs. Southeast Missouri, had one catch for 11 yards.

2015 (FRESHMAN)

Redshirted ... Member of the Tigers squad that posted a 9-4 overall record and a 5-3 league mark ... Team earned a Birmingham Bowl bid, which was the program's second-straight postseason appearance.

HIGH SCHOOL

Played at St. Benedict for coach Mike David ... Captain of the team his junior and senior seasons ... Named team MVP as a junior and first team all-region and to the *Commercial Appeal* Best of Preps team as a junior ... All-state, all-region and team MVP as a junior ... Played in the Auto Zone Liberty Bowl All-Star game and the Toyota East West All-Star games ... Lettered in football three years playing linebacker, wide receiver, fullback, defensive end and long snapper ... Also a four-year letterwinner in basketball ... Was offensive MVP for basketball as a junior.

PERSONAL

Son of Keith and Ellen Magnifico ... Has an older brother, Greg, who played football at Northeast Mississippi JC and Belhaven College in Jackson; and a sister, Ashley ... Born in Memphis ... Birthday is May 5... Sport and leisure management major.

MAGNIFICO'S CAREER RECEIVING STATISTICS

YR	G/S	NO	YDS	AVG/C	TDS	LG	REC/G	AVG/G
2016	13/3	9	85	9.4	2	15	0.7	6.5

MAGNIFICO'S CAREER HIGHS

Receptions	2 (2x) last vs Houston, Nov 25, 2016
Receiving Yards	26 vs Houston, Nov 25, 2016
Long Reception	15 vs Kansas, Sep 17, 2016
All-Purpose Yards	26 vs Houston, Nov 25, 2016
Touchdowns	1 (2x) last at SMU, Nov 6, 2016
Kick Returns	1 (2x) last vs Temple, Oct 6, 2016

MAGNIFICO'S GAME-BY-GAME RECEIVING

Date	Opponent	No	Yds	Avg	TDS	LG
9/3/16	SEMO	1	11	11.0	0	11
9/17/16*	Kansas	1	15	15.0	0	15
9/24/16	Bowling Green	0	0	0.0	0	0
10/1/16	at Ole Miss	1	14	14.0	0	14
10/6/16	Temple	0	0	0.0	0	0
10/14/16	at Tulane	0	0	0.0	0	0
10/22/16	at Navy	1	9	9.0	0	9
10/29/16	Tulsa	0	0	0.0	0	0
11/5/16	at SMU	2	8	4.0	1	4
11/12/16	USF	0	0	0.0	0	0
11/18/16	at Cincinnati	1	2	2.0	1	2
11/25/16*	Houston	2	26	13.0	0	14
12/20/16*	vs WKU	0	0	0.0	0	0

	#89	WIDE RECEIVER
	PHIL MAYHUE	
	SENIOR • 3L	
	6-3 • 210	
	SICKLIERVILLE, N.J.	
WINSLOW TOWNSHIP HS		
ATLANTA SPORTS ACADEMY		
MAJOR: ACCOUNTING		

✓ Has a catch in 28 consecutive games

CAREER

Has seen action in 38 games, making 25 starts ... Has 108 receptions for 1,589 yards and seven TD ... Name appears on the program's career lists for receptions (12th; 108) and yards (10th; 1,589) ... Has a career-long reception of 67 yards ... Brings a 28-game reception streak into 2017 campaign (game with at least one catch) ... Has 27 multi-reception contests ... Also has one carry for four yards ... Has 1,593 all-purpose yards (1,589 receive/4 rush).

HONORS (ACADEMIC/ATHLETIC)

A Dean's List student for the 2016 spring semester ... Earned Tiger 3.0 Club recognition for the 2015 spring, 2015 fall and 2016 spring semesters.

2016 (JUNIOR)

Logged a reception in all 12 appearances to extend his consecutive games played with a catch to 28 ... Squad's second-leading receiver with 677 yards on 42 catches and four TD ... The 677 receiving yards were the 19th-most for a season in program history ... Played in 12 games ... Did not play in the road win at SMU ... Posted 10 games with multiple receptions ... Had the second 100-yard receiving game of his career with a 142-yard, six-catch effort vs. Houston in the regular-season finale ... Caught a career-best two TD vs. the Cougars ... His 142 receiving yards also were a career high ... Had a career-long 67-yard TD reception on the second play of the Houston game ... The score gave Memphis a 7-0 lead 42 seconds into the contest ... His second TD of the game closed the first quarter scoring with the Tigers leading 21-10 ... His six catches vs. Houston tied a season high ... Also hauled in six receptions vs. Ole Miss (69 yards) and Temple (84 yards) ... Also had TD catches in wins over Kansas and Bowling Green.

2015 (SOPHOMORE)

Walk-on turned scholarship player who saw started all 13 games ... Team's second-leading receiver in catches (51) and third in yardage (670) ... Had 11 multi-reception games ... Hauled in at least one pass in all 13 games ... Had a season-long catch of 43 yards ... Caught one TD pass ... Also had one rushing attempt for four yards ... Fifth on team with 674 all-purpose yards (670 receive/4 rush) ... Started the season-opening win over Missouri State and caught one pass ... Five-reception game (68 yards) vs. Kansas began a streak of 10-straight contests with two or more catches ... Had three receptions for 40 yards in a road win at Bowling Green ... All three catches kept scoring drives that resulted in 10 points ... Team

leader in receptions (4) and yards (69) in a road win at USF ... His early third-quarter catch moved Memphis into FG range to tie game at 10-all ... Hauled in three passes (29 yards) vs. Ole Miss and four (60 yards) vs. Tulsa ... Posted career highs for catches (7) in a home win over Tulane ... Led team with 68 receiving yards (5 catches) vs. Navy ... Had five receptions for 43 yards in a road setback at Houston ... Registered his first collegiate rushing attempt vs. the Cougars ... Had one carry for four yards ... Grabbed five passes for 51 yards at Temple ... Had only one reception in the regular-season home finale vs. SMU ... His one catch was a season-long 43-yard TD reception ... One of seven different receivers to catch a TD pass from QB Paxton Lynch in the first half in the regular-season finale victory over SMU ... Hauled in the first of Lynch's seven first-half TD tosses for a 7-0 lead ... Had four catches for 26 yards vs. Auburn in the Birmingham Bowl.

2014 (FRESHMAN)

Walk-on who played in all 13 games ... Made one start ... Caught 15 passes for 242 yards and two TD ... Team's sixth-leading receiver for yardage (242 yards) ... Eighth on the squad with 15 receptions ... Had six multi-catch performances ... Among those with multiple receptions, averaged a team-best 16.1 yards per catch ... Had a career-long reception of 54 yards ... Finished season with 242 all-purpose yards ... Saw first collegiate action in the season-opening win over Austin Peay ... Received first collegiate start in a home win over Middle Tennessee ... Caught a season-high three passes for 25 yards vs. the Blue Raiders ... First collegiate reception was a six-yarder from QB Paxton Lynch in the first quarter ... Had two catches for 38 yards against Houston ... Had first collegiate TD reception in a road win at SMU ... His TD catch was a season-long, 54-yard strike for the game's first score ... Also had another reception for 42 yards vs. SMU ... Finished game with a season-high 96 receiving yards ... Caught two passes for 11 yards in a road win at Temple ... Had one reception for 16 yards vs. USF ... The catch set up a Brandon Hayes 11-yard TD reception to give the Tigers a 28-13 lead in the third quarter ... Tied a season-high with three receptions (33 yards) in the American Athletic Conference championship-clinching win over Connecticut ... With Memphis leading 6-0 in the second quarter, converted a 3rd-and-2 play with a six-yard reception to the Huskies 21 ... Four plays later, Memphis scored a TD to extend its lead to 13-0 ... Also snared a 21-yard TD pass late in the third quarter for a 34-3 lead ... Had two receptions for 23 yards in the thrilling 55-48 double-overtime win over BYU in the Miami Beach Bowl ... With Memphis trailing 28-24 in the third quarter, had a key third-down catch from the Memphis 48 ... His 11-yard catch in the series helped lead to a Tigers TD and a 31-28 lead.

2013 (ATLANTA SPORTS ACADEMY)

Played a season of prep football for head coach Damon Dawson at the Atlanta Sports Academy (ASA) ... A wide receiver for the Spartans ... The 2013 Spartans posted a

2017 MEMPHIS TIGERS

10-5 record ... Closed the season with a 62-0 shutout win at Ohio Mid-Western College ... In the only the school's fourth year, won its first game against a ranked junior college with a 52-49 win at No. 17 Louisburg College (N.C.).

HIGH SCHOOL

Played at Winslow Township High School for head coach Calvin Thompson ... A 2012 West Jersey Football Conference/Constitution Division All-Star second team selection on defense ... Selected to play in the New Jersey North-South All-Star Game ... Named one of five A Few Good Men Award recipients in 2012 ... Had 150 receiving yards and three TD vs. Eastern High School his junior season ... Member of the 2013 Winslow Township state champion shuttle hurdles relay ... His shuttle hurdles relay was seventh nationally ... The shuttle hurdles are rarely ran except at meets consisting entirely of relays ... In the shuttle hurdles relay, each of the four hurdlers runs the opposite direction from the preceding runner.

PERSONAL

Son of Danyell Mayhue and George Mayhue ... Has an older brother, George ... Born in Voorhees, New Jersey ... Birthday is April 11 ... Accounting major.

MAYHUE'S CAREER RECEIVING STATISTICS

YR	G/S	NO	YDS	AVG/C	TDS	LG	REC/G	AVG/G
2014	13/1	15	242	16.1	2	54	1.2	18.6
2015	13/13	51	670	13.2	1	43	3.9	51.5
2016	12/11	42	677	16.1	4	67	3.5	56.4
Total	38/25	108	1,589	14.7	7	67	2.8	41.8

MAYHUE'S CAREER HIGHS


Receptions	7, Tulane, Oct 31, 2015
Receiving Yards	142 vs Houston, Nov 25, 2016
Long Reception	67 vs Houston, Nov 25, 2016
All-Purpose Yards	142 vs Houston, Nov 25, 2016
Points	12 vs Houston, Nov 25, 2016
Touchdowns	2 vs Houston, Nov 25, 2016
Receiving Touchdowns	2 vs Houston, Nov 25, 2016
Pass Attempts	1 (2x) last at Houston, Nov 14, 2015
Pass Completions	1, Missouri State, Sep 5, 2015
Passing Yards	44, Missouri State, Sep 5, 2015
Passing Touchdowns	1, Missouri State, Sep 5, 2015

MAYHUE'S GAME-BY-GAME RECEIVING

Date	Opponent	No	Yds	Avg	TDs	LG
8/30/14	Austin Peay	0	0	0.0	0	0
9/6/14	at UCLA	0	0	0.0	0	0
9/20/14*	MTSU	3	25	8.3	0	12
9/27/14	at Ole Miss	0	0	0.0	0	0
10/4/14	at Cincinnati	2	38	19.0	0	25
10/11/14	Houston	0	0	0.0	0	0
10/25/14	at SMU	2	96	48.0	1	54
10/31/14	Tulsa	0	0	0.0	0	0
11/7/14	at Temple	2	11	5.5	0	9
11/15/14	at Tulane	0	0	0.0	0	0
11/22/14	USF	1	16	16.0	0	16
11/29/14	UConn	3	33	11.0	1	21
12/22/14	vs BYU	2	23	11.5	0	11
9/5/15*	Missouri St	1	16	16.0	0	16
9/12/15*	at Kansas	5	68	13.6	0	32
9/19/15*	at Bowling Green	3	40	13.3	0	15
9/24/15*	Cincinnati	4	50	12.5	0	18
10/2/15*	at USF	4	69	17.3	0	33
10/17/15*	Ole Miss	3	29	9.7	0	21
10/23/15*	at Tulsa	4	60	15.0	0	26
10/31/15*	Tulane	7	107	15.3	0	29
11/7/15*	Navy	5	68	13.6	0	17
11/14/15*	at Houston	5	43	8.6	0	19

MAYHUE'S GAME-BY-GAME RECEIVING

Date	Opponent	No	Yds	Avg	TDs	LG
11/21/15*	at Temple	5	51	10.2	0	21
11/28/15*	SMU	1	43	43.0	1	43
12/30/15*	vs Auburn	4	26	6.5	0	11
9/3/16*	SEMO	1	21	21.0	0	21
9/17/16*	Kansas	4	34	8.5	1	14
9/24/16*	Bowling Green	3	72	24.0	1	40
10/1/16*	at Ole Miss	6	69	11.5	0	18
10/6/16*	Temple	6	84	14.0	0	21
10/14/16*	at Tulane	4	74	18.5	0	28
10/22/16*	at Navy	3	43	14.3	0	16
10/29/16*	Tulsa	1	24	24.0	0	24
11/5/16	at SMU	Did Not Play				
11/12/16	USF	2	24	12.0	0	16
11/18/16*	at Cincinnati	3	42	14.0	0	16
11/25/16*	Houston	6	142	71.0	2	67
12/20/16*	vs WKU	3	48	16.0	0	22



#43

WIDE RECEIVER

JAYLEN McCLANAHAN

R-SOPHOMORE • SQ

6-3 • 175

CLARKSVILLE, TENN.

WEST CREEK HS

MAJOR: CIVIL ENGINEERING

2016 (REDSHIRT FRESHMAN)

Member of the practice squad at Memphis.

2015 (FRESHMAN)

Redshirt the 2015 season

HIGH SCHOOL

Played quarterback at West Creek High School in Clarksville ... Also competed on the track and field squad.

PERSONAL

Son of Sharon McCorvey and Andre McClanahan ... Birthday is May 3 ... Major is civil engineering.



#35

PUNTER/HOLDER

EVAN MICHAEL

R-SENIOR • 3L

6-1 • 230

GERMANTOWN, TENN.

CHRISTIAN BROTHERS HS

MAJOR: MARKETING MANAGEMENT

✓ Check out the football video staff's Evan Michael video: <https://vimeo.com/192339075>

CAREER

Member of the PAT/FG unit on special teams, serving as the holder ... Has been a part of school-record 202-consecutive PAT made ... Has held on 178 of those 202 PAT ... Also has held on 65-of-86 FG (75.6 percent) ... Has held on 373 points scored by kicking ... Has held on 3-of-4 longest FG in school history.

2016 (JUNIOR)

Served as the holder on PAT and FG ... Held for Jake Elliott, who became the first player in league history to earn All-American Athletic Conference first team honors

all four seasons ... Elliott also was a Lou Groza semifinalist for a third-straight year ... Assisted Elliott in finishing his career a perfect 202-of-202 on PAT ... Also helped Elliott climb to the top spot on the program's career charts for scoring and kick-scoring with 445 points (202 PAT/81 FG) ... The 81 FG made also are a school record ... Member of the PAT/FG unit that scored 121 points on 58-of-58 PAT and 21-of-26 FG ... The 121 points scored were the third-most and the 58 PAT the second-most for a season in program history ... Unit scored double-figure points in eight contests ... Unit scored a season-best 15 points (6 PAT/3 FG) in a road win at SMU ... Unit hit a school-record 11 PAT in a home win over Bowling Green ... Unit hit 10-of-12 FG to open the season, including twice connecting on 50-yard FG vs. Kansas and Tulane.

2015 (SOPHOMORE)

Team's primary holder on special teams ... Held for Jake Elliott, who earned American Athletic Conference Special Teams Player of the Year for a second-straight season ... Member of the PAT/FG unit that set school season kick records for scoring (132 points), PAT (63-of-63) and FG (23-of-28) ... Broke season scoring and PAT marks from previous season ... The 23 FG made tied the program's season mark (Joe Allison, 1992) ... PAT/FG unit scored double figures in seven games ... Member of PAT/FG unit that led the American Athletic Conference in kick-scoring, PAT, FG and PAT percentage ... Unit tied career-high for single-game PAT with nine in wins over Missouri State, Tulsa and SMU (9-of-9) ... PAT/FG unit converted season's first six FG in the first four games ... Included in those first six made FG was a season-long 52-yarder in a road win at Bowling Green ... Unit had a season-best 14 points vs. the Falcons ... Unit had a perfect game in the upset win over Ole Miss (3-of-3 FG/4-of-4 PAT) ... Unit converted two fourth-quarter FG to keep a double-digit lead ... The PAT/FG unit hit a season-best four FG at Temple.

2014 (REDSHIRT FRESHMAN)

Served as the holder on special teams ... Held all PAT and FG attempts ... Worked with kicker Jake Elliott, who was named the American Athletic Conference's Special Teams Player of the Year ... Held for Elliott, who scored 120 points on 57-of-57 PAT and 21-of-29 FG ... Member of PAT/FG unit that scored double digits seven times ... Member of PAT/FG unit that led the American Athletic Conference in overall scoring, kick-scoring, PAT, FG, PAT percentage and FG percentage ... Held for Elliott's 16 points (4-of-4 PAT/4-of-5 FG) in a home win over Tulsa ... The 16 points by kicking are tied for the third-most in a game in program history ... Holder for the 31-yard, game-winning FG as time expired at Temple ... Held for three FG of 50 yards or more (51, 53 vs. Tulsa; 54 vs. BYU) ... The 54-yarder set the FBS bowl record for the longest FG in an overtime period ... The 54-yard FG also tied for the fourth-longest in FBS bowl history ... The 54-yard FG tied the game at 48-all to send the contest into a second extra session, where Memphis won the thriller 55-48.

2013 (FRESHMAN)

Redshirted.

HIGH SCHOOL

Three-year letterman for head coach Kevin Lacastro at Christian Brothers High School ... Saw action at punter and holder on special teams ... Averaged a school-record 43.35 yards per punt as a senior in 2012 ... Had nine punts downed inside the 20 ... Also had a school-record 69-yard punt in 2012 ... A 2012 AutoZone Liberty Bowl All-Star Game selection ... In the all-star contest, had a 47-yard punt and three other kicks downed inside the 20 ... A 2012 Division II Class AA All-West Region Team pick ... Helped the Purple Wave post a 9-2 overall record in 2012 ... Christian Brothers ended the regular season with a four-game win streak ... Won the last four games by an average of 30 points ... Member of the 2012 Purple Wave team that made a Tennessee Secondary School Athletic Association (TSSAA) Division 2-AA state playoffs quarter-final appearance ... Also played baseball at CBHS.

PERSONAL

Son of Jack and Pam Michael ... Has a sister, Chandler-Grace ... Born in Germantown, Tennessee ... Birthday is November 9 ... Marketing management major.

MICHAEL'S GAME-BY-GAME PUNTING

Date	Opponent	No	Yds	Avg	LG	TB	FC	50+	I20
8/30/14	Austin Peay	-	-	-	-	-	-	-	-
9/6/14	at UCLA	-	-	-	-	-	-	-	-
9/20/14	MTSU	-	-	-	-	-	-	-	-
9/27/14	at Ole Miss	-	-	-	-	-	-	-	-
10/4/14	at Cincinnati	-	-	-	-	-	-	-	-
10/11/14	Houston	-	-	-	-	-	-	-	-
10/25/14	at SMU	-	-	-	-	-	-	-	-
10/31/14	Tulsa	-	-	-	-	-	-	-	-
11/7/14	at Temple	-	-	-	-	-	-	-	-
11/15/14	at Tulane	-	-	-	-	-	-	-	-
11/22/14	USF	-	-	-	-	-	-	-	-
11/29/14	UConn	-	-	-	-	-	-	-	-
12/22/14	BYU	-	-	-	-	-	-	-	-
9/5/15	Missouri St	-	-	-	-	-	-	-	-
9/12/15	at Kansas	-	-	-	-	-	-	-	-
9/19/15	at BGSU	-	-	-	-	-	-	-	-
9/24/15	Cincinnati	-	-	-	-	-	-	-	-
10/2/15	at USF	-	-	-	-	-	-	-	-
10/17/15	Ole Miss	-	-	-	-	-	-	-	-
10/23/15	at Tulsa	-	-	-	-	-	-	-	-
10/31/15	Tulane	-	-	-	-	-	-	-	-
11/7/15	Navy	-	-	-	-	-	-	-	-
11/14/15	at Houston	-	-	-	-	-	-	-	-
11/21/15	at Temple	-	-	-	-	-	-	-	-
11/28/15	SMU	-	-	-	-	-	-	-	-
12/30/15	vs Auburn	-	-	-	-	-	-	-	-
9/3/16	SEMO	-	-	-	-	-	-	-	-
9/17/16	Kansas	-	-	-	-	-	-	-	-
9/24/16	Bowling Green	-	-	-	-	-	-	-	-
10/1/16	Ole Miss	-	-	-	-	-	-	-	-
10/6/16	Temple	-	-	-	-	-	-	-	-
10/14/16	at Tulane	-	-	-	-	-	-	-	-
10/22/16	at Navy	-	-	-	-	-	-	-	-
10/29/16	Tulsa	-	-	-	-	-	-	-	-
11/5/16	at SMU	-	-	-	-	-	-	-	-
11/12/16	USF	-	-	-	-	-	-	-	-
11/18/16	at Cincinnati	-	-	-	-	-	-	-	-
11/25/16	Houston	-	-	-	-	-	-	-	-
12/20/16	vs WKU	-	-	-	-	-	-	-	-

2017 MEMPHIS TIGERS

	#3	WIDE RECEIVER
	ANTHONY MILLER	
	R-SENIOR • 2L 5-11 • 190	
	MEMPHIS, TENN. CHRISTIAN BROTHERS HS	
MAJOR: SOCIOLOGY		

- ✓ All-American Athletic Conference Second Team (2016)
- ✓ Finished 2016 with 95 catches for 1,434 yards (both school record)
- ✓ Holds the Memphis single-season record for receiving yards, passing the mark set by Isaac Bruce. Miller and Bruce are the only 2 Memphis 1,000 yard, single season receivers in school history
 - ✓ Has a catch in 25 consecutive games
- ✓ Burlsworth Trophy Nominee as most outstanding walk-on; did not have any written offer after high school
- ✓ Member of the Biletnikoff Award Watch List (2016)

CAREER

Has seen action in 25 games, making 17 starts ... Has 142 catches for 2,128 yards ... Has 19 TD receptions ... Has a catch in every game in which he has played ... Has 24 multi-reception contests ... Enters 2017 season on the program's all-time charts for catches (4th), receiving yards (3rd) and TD catches (2nd) ... Holds school record for career 100-yard receiving games (11) ... Has 2,481 career all-purpose yards (2,128 receive/123 rush/105 kick return/125 punt return) ... The 2,481 all-purpose yards are 14th-most for a career ... Has 21 rushes for 123 yards ... Also has seen action on special teams ... Has 105 kick return yards (4 returns) and 125 punt return yards (18 returns) ... Saw action for first time in 2015 after sitting out first two campaigns in 2013 (redshirt) and 2014 (injury).

HONORS (ACADEMIC/ATHLETIC)

Athlon magazine 2017 preseason All-America fourth team ... One of three American Athletic Conference players invited to 62nd annual Touchdown Club of Columbus Awards in February of 2017 ... 2016 All-American Athletic Conference second team ... 2016 Burlsworth Trophy nominee ... Two-time American Athletic Conference Weekly Honor Roll member (Sept. 19/Oct. 31) ... 2013 Glenn Jones Offensive Scout Team Player of the Year Award

2016 (JUNIOR)

Started all 13 games ... Put together the best season by a receiver in school history ... Set school season records for receptions (95), receiving yards (1,434), TD catches (14) and 100-yard receiving games (8) ... Led the squad with 1,600 all-purpose yards (69 rush/1,434 receive/97 punt return) ... His 1,600 all-purpose yards are the fourth-most for a season in program history (top-three season all-purpose yardage totals are held by DeAngelo Williams) ... Ranked among the American Athletic Conference leaders in receptions (4th; 95), receptions per game (4th; 7.3), receiving yards (2nd; 1,434), receiving yards per game (2nd; 110.3), all-purpose yards (3rd; 1,600) and all-purpose yards per game (5th; 123.1) ... Also ranked among FBS leaders in receiving yards (9th), receiving yards per

game (9th) and TD catches (9th) ... Had 13 multi-reception games, including five contests with double-digit catches ... Set school's single-game receptions record with 15 (169 yards/2 TD) in the home upset win over No. 18/21 Houston ... Last catch was the game-winning TD reception from 10 yards out with :19 left on the clock ... Caught 12 passes for a school single-game record 250 yards and two TD vs. Tulsa ... Tied the school record for TD catches in a game with three scores vs. Western Kentucky in the Boca Raton Bowl ... Had 11 receptions for 151 yards vs. the Hilltoppers ... Other 100-yard performances came against Southeast Missouri (103 yards/9 catches), Ole Miss (132/10), Navy (134/9), SMU (102/4) and USF (153/10) ... Six of his 14 TD catches were 40 yards or more ... Had a career-long 84-yard TD catch vs. Kansas ... The 84-yard reception is tied for the sixth-longest in school history ... Rushed for a career-high 56 yards on three carries vs. Kansas ... Had a career-long 41-yard run vs. the Jayhawks ... Recorded a career-best 261 all-purpose yards (250 receive/11 punt return) vs. Tulsa ... The 261 all-purpose yards were the seventh-most in a game in program history.

2015 (SOPHOMORE)

Played in 12 games ... Made four starts ... Missed the game at Houston with an injury ... Caught a pass in all 12 games in which he played ... Squad's third-leading receiver in receptions (47) and second in yardage (694) ... Grabbed a team-high five TD passes ... His 14.8 yards per catch was third on team ... Registered 11 multi-catch games ... Had nine carries for 54 yards and two TD ... Tied for second on squad with seven total TD (5 receive/2 rush) ... Tied as team's third-leading scorer (42 points) ... Also played on the kick (4 returns/105 yards) and punt (3 returns/28 yards) return teams ... Second on team with 881 all-purpose yards (694 receive/54 rush/105 kick return/28 punt return) ... Saw first collegiate action in the season-opening win over Missouri State ... Had his first collegiate rush (1 carry/5 yards) and reception (1 catch/5 yards) vs. the Bears ... Recorded first multi-reception game with three catches (61 yards) in a road win at Kansas ... Had breakout performance in a home win over Cincinnati ... Hauled in five catches for a season-high 156 yards and one TD ... The 156 yards are the 14th-most for a single game in program history ... Part of his 156 yards was an 82-yard TD reception in the first quarter to give Memphis a 14-10 lead ... The 82-yard catch tied for the 10th-longest in school history ... The TD catch vs. Cincinnati was his first collegiate score ... Second 100-yard receiving game was a 132-yard performance in the upset win over Ole Miss ... Grabbed a season-high 10 passes vs. the Rebels ... The 10 receptions tied for the ninth-most for a game in program history ... Had third 100-yard receiving game with 106 yards (5 catches) in a road win at Tulsa ... Rushed for a season-high 28 yards in a home win over Tulane ... Had 153 all-purpose yards (33 receive/11 rush/105 kick return/4 punt return) in a home loss to Navy ... Recorded season bests for kick returns (4), kick return yardage (105) and long return (47) vs Navy ... Injured and did not play in the Houston game ... One

of seven different receivers to catch a TD pass from QB Paxton Lynch in the first half in the regular-season finale victory over SMU ... Hauled in the fifth of Lynch's seven first-half TD tosses for a 42-0 lead ... Had three catches for 10 yards vs. Auburn in the Birmingham Bowl.

2014 (REDSHIRT FRESHMAN)

Did not see any game action ... Preseason injury sidelined him for the campaign.

2013 (FRESHMAN)

Redshirted.

HIGH SCHOOL

Three-year letterman for head coach Kevin Lacastro at Christian Brothers High School ... A 2012 FOX13 All-Mid-South Team on offense ... Participated in the 2012 AutoZone Liberty Bowl All-Star Classic and scored two TD ... Finished prep career as the Purple Wave's all-time leading receiver with 1,779 yards ... Also had 14 career TD ... A two-time *Commercial Appeal* Best of Preps selection in 2011 and 2012 ... Helped the Purple Wave post a 9-2 overall record in 2012 ... Christian Brothers ended the regular season with a four-game win streak ... Won the last four games by an average of 30 points ... Member of the 2012 Purple Wave team that made a Tennessee Secondary School Athletic Association (TSSAA) Division 2-AA state playoffs quarterfinal appearance ... Four-year track and field letterman ... A 2013 *Commercial Appeal* Best of the Preps Track and Field Athlete of the Year finalist ... The 2013 Tennessee Secondary School Athletic Association (TSSAA) Division II Class AA state 110m hurdles champion (14.44) ... Undefeated in the 110m hurdles in 2013 ... Also TSSAA Division II Class AA state runner-up in the long jump (22-11.75) ... Two-time regional 110m hurdles champion in 2012 and 2013 ... Holds school records in the long jump, triple jump, 300m hurdles and 110m hurdles.

PERSONAL

Son of Tony and Andrea Miller ... Born in Memphis ... Birthday is October 9 ... Has one sister, Alaine ... Sociology major.

MILLER'S CAREER RECEIVING STATISTICS

YR	G/S	NO	YDS	AVG/C	TDS	LG	REC/G	AVG/G
2015	12/4	47	694	14.8	5	82	3.9	57.8
2016	13/13	95	1434	15.1	14	84	7.3	110.3
Total	25/17	142	2,128	15.0	19	84	5.7	85.1

MILLER'S CAREER RUSHING STATISTICS

YR	G/S	NO	YDS	AVG/C	TDS	LG	AVG/G
2015	12/4	9	54	4.5	2	15	0.8
2016	13/13	12	69	5.8	1	41	5.3
Total	25/17	21	123	5.9	3	41	4.9

MILLER'S CAREER KICK RETURN STATISTICS

YR	G/S	NO	YDS	TDS	LG	AVG/R	AVG/G
2015	12/4	4	105	0	47	26.2	8.8

MILLER'S CAREER PUNT RETURN STATISTICS

YR	G/S	NO	YDS	TDS	LG	AVG/R	AVG/G
2015	12/4	3	28	0	18	9.3	2.3
2016	13/13	15	97	0	17	6.5	7.5
Total	25/17	18	125	0	18	6.9	5.0

MILLER'S CAREER HIGHS

Rush Attempts	3 (2x) last at Ole Miss, Oct 1, 2016
Rush Yards	28, Tulane, Oct 31, 2015
Long Rush	41 vs Kansas, Sep 17, 2016
Rushing TDs	1 (2x) last at Ole Miss, Oct 1, 2016
Receptions	15 vs Houston, Nov 25, 2016
Receiving Yards	250 vs Tulsa, Oct 29, 2016
Long Reception	84 vs Kansas, Sep 17, 2016
Receiving TDs	2 (2x) last vs Houston, Nov 25, 2016
All-Purpose Yards	261 vs Tulsa, Oct 29, 2016
Kick Returns	4, vs Navy, Nov 7, 2015
Kick Return Yards	105, vs Navy, Nov 7, 2015
Long Kick Return	47 vs Navy, Nov 7, 2015
Punt Returns	3 vs SEMO, Sep 3, 2016
Long Punt Return	17 vs SEMO, Sep 3, 2016

MILLER'S GAME-BY-GAME RECEIVING

Date	Opponent	No	Yds	Avg	TDS	LG
9/5/15	Missouri St	1	5	5.0	0	5
9/12/15	at Kansas	3	61	20.3	0	26
9/19/15	at BGSU	3	46	15.3	0	34
9/24/15	Cincinnati	5	156	31.2	1	82
10/2/15	at USF	3	36	12.0	0	18
10/17/15	Ole Miss	10	132	13.2	1	36
10/23/15*	at Tulsa	5	106	21.2	1	45
10/31/15*	Tulane	3	32	10.7	0	13
11/7/15*	Navy	5	33	6.6	1	11
11/14/15	at Houston	Did Not Play				
11/21/15	at Temple	3	17	5.7	0	9
11/28/15	SMU	3	60	20.0	1	44
12/30/15*	vs Auburn	3	10	3.3	0	6
9/3/16*	SEMO	9	103	11.4	0	17
9/17/16*	Kansas	5	93	18.6	1	84
9/24/16*	Bowling Green	3	72	24.0	1	40
10/1/16*	at Ole Miss	10	132	13.2	0	42
10/6/16*	Temple	1	1	1	0	1
10/14/16*	at Tulane	4	32	8.0	0	13
10/22/16*	at Navy	9	134	14.9	1	33
10/29/16*	Tulsa	12	250	20.8	2	59
11/5/16*	at SMU	4	102	25.5	2	50
11/12/16*	USF	10	153	15.3	1	57
11/18/16*	at Cincinnati	2	37	18.5	1	22
11/25/16*	Houston	15	169	11.3	2	35
12/20/16*	vs WKU	11	151	13.7	3	45

MILLER'S GAME-BY-GAME RUSHING

Date	Opponent	No	Yds	Avg	TDS	LG
9/5/15	Missouri St	1	5	5.0	0	5
9/12/15	at Kansas	3	7	2.3	0	6
9/19/15	at BGSU	0	0	0.0	0	0
9/24/15	Cincinnati	0	0	0.0	0	0
10/2/15	at USF	1	3	3.0	0	3
10/17/15	Ole Miss	0	0	0.0	0	0
10/23/15*	at Tulsa	0	0	0.0	0	0
10/31/15*	Tulane	2	28	14.0	1	15
11/7/15*	Navy	2	11	5.5	1	9
11/14/15	at Houston	Did Not Play				
11/21/15	at Temple	0	0	0.0	0	0
11/28/15	SMU	0	0	0.0	0	0
12/30/15*	vs Auburn	0	0	0.0	0	0
9/3/16*	SEMO	0	0	0	0	0
9/17/16*	Kansas	3	56	18.7	0	41
9/24/16*	Bowling Green	1	-5	-5.0	0	-5
10/1/16*	at Ole Miss	3	25	8.3	1	15
10/6/16*	Temple	2	-4	-2.0	0	0
10/14/16*	at Tulane	1	4	4.0	0	4
10/22/16*	at Navy	0	0	0.0	0	0
10/29/16*	Tulsa	0	0	0.0	0	0
11/5/16*	at SMU	0	0	0.0	0	0
11/12/16*	USF	0	0	0.0	0	0
11/18/16*	at Cincinnati	1	5	5.0	0	5
11/25/16*	Houston	1	-12	-12.0	0	-12
12/20/16*	vs WKU	0	0	0.0	0	0

2017 MEMPHIS TIGERS

MILLER'S GAME-BY-GAME KICKOFF RETURNS

Date	Opponent	No	Yds	Avg	TDs	LG
9/5/15	Missouri St	0	0	0.0	0	0
9/12/15	at Kansas	0	0	0.0	0	0
9/19/15	at BGSU	0	0	0.0	0	0
9/24/15	Cincinnati	0	0	0.0	0	0
10/2/15	at USF	0	0	0.0	0	0
10/17/15	Ole Miss	0	0	0.0	0	0
10/23/15*	at Tulsa	0	0	0.0	0	0
10/31/15*	Tulane	0	0	0	0	0
11/7/15*	Navy	4	105	26.3	0	47
11/14/15	at Houston	Did Not Play				
11/21/15	at Temple	0	0	0	0	0
11/28/15	SMU	0	0	0.0	0	0
12/30/15*	vs Auburn	0	0	0.0	0	0

MILLER'S GAME-BY-GAME PUNT RETURNS

Date	Opponent	No	Yds	Avg	TDs	LG
9/5/15	Missouri St	0	0	0.0	0	0
9/12/15	at Kansas	0	0	0.0	0	0
9/19/15	at BGSU	0	0	0.0	0	0
9/24/15	Cincinnati	0	0	0.0	0	0
10/2/15	at USF	0	0	0.0	0	0
10/17/15	Ole Miss	0	0	0.0	0	0
10/23/15*	at Tulsa	0	0	0.0	0	0
10/31/15*	Tulane	1	18	18.0	0	18
11/7/15*	Navy	1	4	4.0	0	4
11/14/15	at Houston	Did Not Play				
11/21/15	at Temple	0	0	0	0	0
11/28/15	SMU	1	6	6.0	0	6
12/30/15*	vs Auburn	0	0	0.0	0	0
9/3/16*	SEMO	3	33	11.0	0	17
9/17/16*	Kansas	3	20	6.7	0	11
10/6/16*	Temple	1	3	3.0	0	3
10/14/16*	at Tulane	1	9	9.0	0	9
10/22/16*	at Navy	0	0	0.0	0	0
10/29/16*	Tulsa	2	11	5.5	0	7
11/5/16*	at SMU	1	6	6.0	0	6
11/12/16*	USF	1	7	7.0	0	7
11/18/16*	at Cincinnati	1	5	5.0	0	5
11/25/16*	Houston	1	1	1.0	0	1
12/20/16*	vs WKU	1	2	2.0	0	2

#2

QUARTERBACK

DAVID MOORE

R-FRESHMAN • RS

6-3 • 200

ALPHARETTA, GA.

MILTON HS

MAJOR: PSYCHOLOGY

2016 (FRESHMAN)

Redshirted the 2016 season and has four years of eligibility remaining heading into 2017.

HIGH SCHOOL

Ranked as the nation's No. 24 dual-threat quarterback ... Played his first two seasons in Dallas, Texas, at Prosper High School, before transferring to John H. Guyer High School in Denton, Texas ... Moved to Georgia and transferred to Milton High School four games into the 2014 season ... Played for head coach Howie Decristofaro at Milton High School ... Tallied 39 TD in his first season at Milton (26 passing/13 rushing) in 2014 .

PERSONAL

Son of Michael and Kimberly Moore ... Has one brother, Lucas ... His uncle, Nick Williams, played in the NFL for eight years ... His dad played college lacrosse at Syracuse

... Birthday is September 24 ... Cognitive psychology major with an emphasis in behavior neuroscience.

#51

OFFENSIVE LINE

JACE NEVILLE

R-JUNIOR • 2L

6-6 • 290

COLUMBIA, MO.

ROCK BRIDGE HS

MAJOR: MANAGEMENT

CAREER

Has seen action in 15 contests, making five starts ... Has played 267 total snaps ... Part of the 2016 Memphis offense that was second in program history in total yards (6,028), scoring (505 points) and total TD (57) ... Has also seen time on special teams.

HONORS (ACADEMIC/ATHLETIC)

Earned Dean's List recognition for the 2014 fall semester ... Named to the Tiger 3.0 Club all four semesters (2014 fall, 2015 spring, 2015 fall, 2016 spring).

2016 (SOPHOMORE)

Played in all 13 games ... Made five starts ... All of his starts came at right tackle ... Also saw playing time on special teams ... Saw action on the offensive line on 246 snaps ... Earned first collegiate start at right tackle in the season opener vs. Southeast Missouri ... Played 46 snaps vs. the Redhawks ... Made four-straight starts vs. Bowling Green, Ole Miss, Temple and Tulane ... Logged a career-high 59 snaps in a road game at Ole Miss ... Also had 50 snaps vs. Bowling Green ... Member of the 2016 Memphis offense that was second in program history for total yards (6,028), points (505) and total TD (57), including a school-record 34 TD passes ... Blocked for the Tigers offense that piled up over 500 yards of total offense six times.

2015 (REDSHIRT FRESHMAN)

Saw action on the offensive line in two games ... In both appearances, played at left tackle ... Played 21 total snaps ... First collegiate action game in the season-opening victory over Missouri State ... Played three snaps ... Saw action on a season-high 18 snaps in the regular-season home finale win over SMU.

2014 (FRESHMAN)

Redshirted.

HIGH SCHOOL

Played for head coach A.J. Ofofodile at Rock Bridge High School ... In his senior season in 2013, helped lead the Bruins to their first Missouri High School Activities Association (MSHSAA) state championship game in 20 years ... Team entered the MSHSAA Class 6A state play-offs with a 4-5 record, but finished with an 8-6 mark after its playoff run ... Member of the offensive line that blocked for a 2,000-yard rusher and a 1,000-yard receiver ... Offensive line helped the Bruins running backs rush for 140 or more yards in four-straight state playoff games en

route to the state championship game played in St. Louis' Edward Jones Dome ... Helped Rock Bridge High School to an 8-4 record and an MSHSAA Class 6A state playoffs regional semifinal appearance (second round).

PERSONAL

Son of Kevin and Heather Neville ... Has a younger sister, McKenna ... Born in Columbia, Mo. ... Birthday is August 5 ... Management major.

NEVILLE'S CAREER OFFENSIVE LINE STATISTICS

YR	GAMES/STARTS	PLAYS/TOTAL TEAM PLAYS
2015	2/0	21/145
2016	13/5	246/964
Total	15/5	267/1,210

NEVILLE'S CAREER HIGHS

Offensive Plays 59 at Ole Miss, Oct 1, 2016

NEVILLE'S GAME-BY-GAME OFFENSIVE LINE

Date	Opponent	Position - Plays
9/5/15	Missouri St	Left Tackle - 3/81
11/28/15	SMU	Left Tackle - 14/64
9/3/16*	SEMO	Right Tackle - 46/73
9/17/16	Kansas	Right Tackle - 14/72
9/24/16*	Bowling Green	Right Tackle - 50/77
10/1/16*	Ole Miss	Right Tackle - 59/78
10/6/16*	Temple	Right Tackle - 31/58
10/14/16*	at Tulane	Right Tackle - 20/67
10/22/16	at Navy	Special Teams
10/29/16	Tulsa	Special Teams
11/5/16	at SMU	Special Teams & Tackle - 26/72
11/12/16	USF	Special Teams
11/18/16	at Cincinnati	Special Teams
11/25/16	Houston	Special Teams
12/20/16	vs WKU	Special Teams

#85

TIGHT END

KYLE OLIVER

R-SOPHOMORE • RS

6-4 • 226

MURFREESBORO, TENN. / OAKLAND HS

JONES CC

MAJOR: SPORT AND LEISURE MANAGEMENT

2016 (REDSHIRT FRESHMAN)

Was a medical redshirt for the 2016 season and has three years of eligibility remaining heading into 2017.

2015 (JONES CC)

Played in five games as a freshman at Jones CC ... Finished with eight catches for 107 yards and one touchdown ... Season-long catch went for 39 yards.

HIGH SCHOOL

Played at Oakland High School in Murfreesboro for head coach Thomas McDaniel ... Ranked a 3-star player by ESPN, Rivals and Scout ... Ranked the No. 2 tight end in Tennessee by Scout and the No. 13 prospect in Tennessee by ESPN ... In his three-year prep career, finished with 102 receptions for 1,474 yards and five TD ... Played in the East-West Tennessee All-Star Classic in 2014 ... Helped his senior squad to a 14-2 record with 40

catches for 574 yards, added three sacks on defense ... His junior team was 12-1.

PERSONAL

Son of Kevin and Hope Oliver ... Brother, Kaleb, will be a freshman at Georgia Tech in 2017 ... Birthday is April 6 ... Sport and leisure management major.

#59

OFFENSIVE LINE

BRYTAN PEDDY

R-SOPHOMORE • 1L

6-5 • 310

MUNFORD, TENN.

MUNFORD HS

MAJOR: MANAGEMENT

CAREER

Joined the Tigers program as a walk-on ... Has seen action in one game ... Has logged nine snaps on the offensive line.

2016 (REDSHIRT FRESHMAN)

Saw action in one game ... Played at left guard on the offensive line in a home win over Bowling Green ... Saw game action on nine plays vs. the Falcons.

2015 (FRESHMAN)

Redshirted ... Member of the 2015 squad that went 9-4 and played in the Birmingham Bowl.

HIGH SCHOOL

Played for head coach J.R. Kirby at Munford High School ... As a senior in 2014, helped lead the Cougars to a 7-4 overall record and a 2-1 District 13-AAA mark ... Finished campaign as the district runner-up ... The squad's 7-4 record was the Cougars' first winning ledger since 2007 ... Munford High School earned a Tennessee Secondary School Athletic Association (TSSAA) Class 5A Division I state playoffs berth ... Served as a team captain his senior season ... Had nine pancake blocks in the district title game vs. Hardin County High School ... Named to the 2014 All-District 13-AAA first team offensive line ... Helped block for District 13-AAA Offensive Player of the Year David Simon ... Named to the 2014 AutoZone Liberty Bowl High School All-Star Game roster.

PERSONAL

Son of Mark and LeeAnn Castellaw ... Born October 4 in Baton Rouge, Louisiana ... Has one older sister, Haleigh ... Management major.

PEDDY'S CAREER OFFENSIVE LINE STATISTICS

YR	GAMES/STARTS	PLAYS/TOTAL TEAM PLAYS
2016	1/0	Left Guard - 9/77

PEDDY'S CAREER HIGHS

Offensive Plays 9 vs Bowling Green, Sep 24, 2016

PEDDY'S GAME-BY-GAME OFFENSIVE LINE

Date	Opponent	Position - Plays
9/24/16	Bowling Green	Left Guard - 9/77

2017 MEMPHIS TIGERS

	#4	DEFENSIVE BACK
	JOSH PERRY	
	R-FRESHMAN • RS 6-3 • 183	
	AMITE, LA. AMITE HS	
MAJOR: SPORT AND LEISURE MANAGEMENT		

2016 (FRESHMAN)


Redshirted the 2016 season and has four years of eligibility remaining heading into 2017.

HIGH SCHOOL

Following the 2015 season, ranked No. 41 in the NOLA.com Nifty 50 ... Helped lead Amite High School to an 8-6 overall record in 2015 ... The Warriors advanced to the Louisiana High School Athletic Association (LHSAA) Class 3A state playoffs semifinal round ... Named to 2015 Louisiana Sports Writers Association (LSWA) Class 3A All-State first team ... Member of 2014 Amite High School squad that went 12-4 and advanced to the LHSAA Class 3A state championship game ... Also a 2014 LSWA Class 3A All-State first team pick ... As a junior, had 72 tackles and six interceptions, including two returns for TD.

PERSONAL

Son of Pamela and Lamon Perry ... Birthday is June 24 ... Majoring in sport and leisure management.

	#40	DEFENSIVE BACK
	THOMAS PICKENS	
	R-FRESHMAN • RS 6-2 • 200	
	MEMPHIS, TENN. MEMPHIS UNIVERSITY SCHOOL	
MAJOR: ACCOUNTING		

2016 (FRESHMAN)

Redshirted the 2016 season and has four years of eligibility remaining heading into 2017.

HIGH SCHOOL

Played both wide receiver and defensive back for head coach Bobby Alston at Memphis University School (MUS) ... Helped lead the Owls to a 7-4 overall record and a Tennessee Secondary School Athletic Association (TSSAA) Division 2 Class AA playoffs quarterfinal appearance ... Caught 39 passes for 782 yards (20.1 average) and seven TD in 2015 ... Also had one interception ... Played on both the kick and punt return units ... Had 53 total tackles, including one sack and one TFL ... Received the MUS position performance award as a receiver ... Named the offense winner of the W.S. Roberts MVP Award ... A 2015 TSSAA Tennessee Titan Mr. Football Division 2-AA back finalist ... Played in the AutoZone Liberty Bowl High School All-Star Team ... Named a 2015 Division 2-AA West coaches All-Region first team honoree ... Also selected *Commercial Appeal's* Best of Preps finalist in the private

schools category ... Also played baseball and ran track at MUS.

PERSONAL

Son of Bobby Pickens and Pamela Seymore-Pickens ... Has one brother, Jonathan Bell, and one sister, Pakita Seymore ... His mom, Pamela Seymore, played basketball at the University of Memphis from 1983-85 ... Birthday is November 24 ... Accounting major.

	#1	RUNNING BACK
	TONY POLLARD	
	R-SOPHOMORE • 1L 5-11 • 200	
	MEMPHIS, TENN. MELROSE HS	
MAJOR: SPORT AND LEISURE MANAGEMENT		

- ✓ Paul Hornung Award Watch List (2017)
- ✓ American Athletic Conference Special Teams Player of the Year (2016)
- ✓ Football Writers Association of America (FWAA) Freshman All-American (2016)
- ✓ USA Today Freshman All-American (2016)
- ✓ All-American Athletic Conference first team (2016)

CAREER

One of college football's most-explosive kick returners ... Has played in 13 games, making seven starts ... Has 38 kick returns for 1,068 total yards (28.1 ypr) and two TD ... Holds school's season and career record for kick returns for TD (2) ... Also holds school's record for longest kick return (100 yards; TD) ... Has rushed for 159 yards on 31 carries and one TD ... Has 29 catches for 298 yards and two scores ... Also has one punt return for nine yards ... Has 1,534 all-purpose yards (159 rush/298 receive/9 punt return/1,068 kick return).

HONORS (ACADEMIC/ATHLETIC)

Named to 2016 Freshman All-America teams by USA Today and Football Writers Association of American (FWAA) ... Earned Tiger 3.0 Club distinction for the 2015 fall and 2016 spring semesters ... 2016 American Athletic Conference Special Teams Player of the Year ... 2016 All-American Athletic Conference first team (return specialist).

2016 (REDSHIRT FRESHMAN)

Played in all 13 games and made seven starts ... Made an immediate impact in his first collegiate season ... One of college football's top kick returners in 2016 ... Ranked among FBS leaders in kick return total yards (2nd; 1,068), kick return average (8th; 28.1 ypr), kick return TD (2nd; 2) and total kick returns (6th; 38) ... Led the American Athletic Conference in total kick returns, kick return yardage, kick return average and kick return TD ... Only player in the conference to return a kick for a TD ... Set school season record for most kick returns for TD (2) ... The two kick returns for TD also are a program all-time record ... Also on school's season kick return charts for number of returns (3rd), total yardage (2nd) and kick return average

(5th) ... Had six games with over 100 kick return yards ... Set two single-game records for kick returns vs. No. 24/25 Navy ... Recorded the longest kick return in program history with a 100-yard effort for a TD vs. the Midshipmen ... His 100-yard TD return gave Memphis a 14-7 midway through the first quarter ... Had three returns for a school-record 44.7 average vs. Navy ... First collegiate kick return for a TD came vs. Temple, a 95-yard scamper midway in the fourth quarter ... The score extended a 27-20 lead to 34-20 with 6:35 left (Memphis won 34-27) ... The 95-yard kick return is tied for the sixth-longest in school history ... Nearly broke the single-game kick return yardage mark with a 174-yard effort (7 returns) vs. USF ... The 174 yards are the second-most for a single game in program history, falling three yards shy of the school-record 177 yards ... Member of the Tigers special teams that were fifth nationally on kick returns (26.57 ypr) and had three kick returns for TD ... The three kick return TD set a program season record ... Also a threat to run and catch the ball ... Rushed for 159 yards on 31 carries and one TD ... Team's third-leading receiver with 29 catches for 298 yards and two scores ... Also had one punt return for nine yards ... Hauled in first collegiate receiving TD vs. Bowling Green ... Had a season-high four receptions twice vs. Bowling Green and Western Kentucky ... His 81 receiving yards vs. Western Kentucky were a season best ... Best season rushing performance was 40 yards vs. Kansas (7 carries) ... Logged a season-high nine carries (37 yards) vs. Cincinnati ... Second on the team with 1,534 all-purpose yards (159 rush/298 receive/9 punt return/1,068 kick return) ... His 1,534 all-purpose yards are the fifth-most for a season in program history.

2015 (FRESHMAN)

Redshirted.

HIGH SCHOOL

Played for head coach Eddie Woods at Melrose High School ... Two-way 2014 All-District 16-AAA selection at both wide receiver and defensive back as a senior ... Had over 1,200 receiving yards and scored 20 TD in 2014 ... Named to *The Commercial Appeal* 2014 Class 4A-5A Best of the Preps Team ... Selected to play in the AutoZone Liberty Bowl All-Star Game ... Helped the Golden Wildcats to an 8-3 record and a Tennessee Secondary School Athletic Association (TSSAA) Class 5A state play-offs appearance in 2014 ... Also a member of the 2013 Melrose High School squad that went 8-4 and earned a TSSAA Class 5A state playoffs berth.

PERSONAL

Son of Torria and Tarrance Pollard ... Has two siblings, Tneshia and Terrion ... Born April 30 ... Sport and leisure management major.

POLLARD'S CAREER RUSHING STATISTICS

YR	G/S	NO	YDS	TDS	LG	AVG/R	AVG/G
2016	13/8	31	159	1	19	5.1	12.2

POLLARD'S CAREER RECEIVING STATISTICS

YR	G/S	NO	YDS	AVG/C	TDS	LG	REC/G	AVG/G
2016	13/8	29	298	10.3	2	45	2.2	22.9

POLLARD'S CAREER KICK RETURN STATISTICS

YR	G/S	NO	YDS	TDS	LG	AVG/R	AVG/G
2016	13/8	38	1,068	2	100	28.1	82.1

POLLARD'S CAREER HIGHS

Receptions	4 (2x) last vs Western Kentucky, Dec 20, 2016
Receiving Yards	81 vs Western Kentucky, Dec 20, 2016
Receiving TDs	1 (2x) last vs Western Kentucky, Dec 20, 2016
Long Reception	45 vs Western Kentucky, Dec 20, 2016
Rushes	9 at Cincinnati, Nov 18, 2016
Rushing Yards	40 vs Kansas, Sep 17, 2016
Longest Rush	19 vs Bowling Green, Sep 24, 2016
Rushing Touchdowns	1 vs Kansas, Sep 17, 2016
Long Rush	19 vs Bowling Green, Sep 24, 2016
Kick-off Returns	6 vs Tulsa, Oct 29, 2016
Long Kick Return	100 at Navy, Oct 22, 2016
Kick Return Touchdown	2x (last at Navy), Oct 22, 2016
Punt Returns	1 vs SEMO, Sep 3, 2016
Long Punt Return	8 vs SEMO, Sep 3, 2016
Punts Blocked	1 vs SEMO, Sep 3, 2016

POLLARD'S GAME-BY-GAME RECEIVING

Date	Opponent	No	Yds	Avg	TDS	LG
9/3/16	SEMO	0	0	0	0	0
9/17/16	Kansas	0	0	0	0	0
9/24/16*	Bowling Green	4	57	14.3	1	21
10/1/16	at Ole Miss	1	8	8.0	0	8
10/6/16*	Temple	1	8	8.0	0	8
10/14/16*	at Tulane	3	24	8.0	0	22
10/22/16	at Navy	4	26	6.5	0	13
10/29/16*	Tulsa	1	6	6.0	0	6
11/5/16*	at SMU	3	23	7.7	0	9
11/12/16*	USF	2	20	10.0	0	12
11/18/16	at Cincinnati	2	13	6.5	0	9
11/25/16*	Houston	2	8	4.0	0	6
12/20/16*	vs WKU	4	81	20.3	1	45

POLLARD'S GAME-BY-GAME RUSHING

Date	Opponent	No	Yds	Avg	TDS	LG
9/3/16	SEMO	3	5	1.7	0	3
9/17/16	Kansas	5	40	8.0	1	14
9/24/16*	Bowling Green	1	19	19.0	0	19
10/1/16	at Ole Miss	0	0	0.0	0	0
10/6/16*	Temple	0	0	0.0	0	0
10/14/16*	at Tulane	1	11	11.0	0	11
10/22/16	at Navy	2	15	7.5	0	10
10/29/16*	Tulsa	1	2	2.0	0	2
11/5/16*	at SMU	6	26	4.3	0	9
11/12/16*	USF	0	0	0.0	0	0
11/18/16	at Cincinnati	9	37	4.1	0	12
11/25/16*	Houston	1	-1	-1.0	0	-1
12/20/16*	vs WKU	2	5	2.5	0	4

POLLARD'S GAME-BY-GAME KICKOFF RETURNS

Date	Opponent	No	Yds	Avg	TDS	LG
9/3/16	SEMO	2	63	31.5	0	38
9/17/16	Kansas	0	0	0.0	0	0
9/24/16*	Bowling Green	1	39	39.0	0	39
10/1/16	at Ole Miss	5	114	22.8	0	36
10/6/16*	Temple	4	141	35.3	1	95
10/14/16*	at Tulane	1	35	35.0	0	35
10/22/16	at Navy	3	134	44.7	1	100
10/29/16*	Tulsa	6	161	26.8	0	31
11/5/16*	at SMU	0	0	0.0	0	0
11/12/16*	USF	7	174	24.9	0	36
11/18/16	at Cincinnati	1	24	24.0	0	24
11/25/16*	Houston	5	108	21.6	0	30

2017 MEMPHIS TIGERS

POLLARD'S GAME-BY-GAME KICKOFF RETURNS

Date	Opponent	No	Yds	Avg	TDs	LG
12/20/16*	vs WKU	3	75	25.0	0	30

POLLARD'S GAME-BY-GAME PUNT RETURNS

Date	Opponent	No	Yds	Avg	TDs	LG
9/3/16	SEMO	1	8	8.0	0	8

#29

LINEBACKER

DARIAN PORTER

SENIOR • 2L
6-3 • 230

LOUISVILLE, KY./SENECA HS/
MT. SAN JACINTO COLLEGE

MAJOR: PROFESSIONAL STUDIES

CAREER

Transferred to Memphis from Mt. San Jacinto College ... Has played in 24 games ... Has 22 total tackles (14-8), two TFL (3 yards), 0.5 sacks (1 yard), one fumble recovery and one PBU.

2016 (JUNIOR)

Played in all 13 contests, including the Boca Raton Bowl ... Registered 20 total tackles (14-6), two TFL (3 yards), 0.5 sacks (1 yard) and one fumble recovery ... Had five multi-tackle games ... Logged career highs for total tackles (5) and solo hits (5) in a road win at SMU ... Also had multi-tackle performances vs. Bowling Green (2), Tulane (3), Tulsa (2) and Cincinnati (3) ... Posted first TFL at Memphis in a home win over Kansas ... His TFL stopped Kansas on a 4th-and-1 play from the Jayhawks 34-yard line ... Tigers took over on downs and scored a TD three plays later ... Also had TFL in wins over Cincinnati and Houston ... Logged collegiate first sack vs. Houston ... Picked up first collegiate fumble recovery in a home win over Temple ... Fell on loose ball to end Temple's first possession of the second quarter.

2015 (SOPHOMORE)

Saw action in 11 of 13 games ... Only two contests missed were vs. Bowling Green and Ole Miss ... Had two total tackles (2 assists) and one PBU ... Played in his first FBS game in the season-opening win over Missouri State ... Registered first PBU in the win at Kansas ... His PBU came on the Jayhawks' final drive of the game ... The PBU was on a 4th-and-5 play from the Memphis 9, ending a Kansas scoring threat ... Recorded first FBS tackle (1 assist) at Temple ... Had second assisted stop in the regular-season home finale vs. SMU.

2014 (MT. SAN JACINTO COLLEGE)

Played one season at Mt. San Jacinto College for head coach Casey Mazzotta ... Earned Southern California Football Association's (SCFA) All-American Division/ Mountain Conference second team defense honors ... Squad's second-leading tackler with 55 total stops (27-28) ... Also had four TFL (6 yards), one forced fumble, one interception (16 yards), three PBU and two blocked

kicks ... Had a career-high 11 tackles at East Los Angeles ... Began collegiate career with six tackles at Antelope Valley ... Had eight tackles, including 1.5 TFL, vs. Glendale ... At San Diego Mesa, blocked two kicks and had a PBU and seven tackles ... In final game at Desert, returned an interception 16 yards and also had a PBU.

HIGH SCHOOL

Played for head coach LaVell Boyd at Seneca High School in Louisville, Kentucky ... Recorded 19 tackles as a junior in 2012 ... Also played basketball for the Red Hawks ... A Seneca High School/Lincoln Foundation Whitney M. Young Scholar.

PERSONAL

Son of Nedra and Joshua Rhodes and Dudley Cox ... Has three younger brothers: Jaylen, Dudley Jr., and Joshua Rhodes III ... Born October 29 in Louisville, Kentucky ... Professional studies major.

PORTER'S CAREER DEFENSIVE STATISTICS


YR	G/S	UT	AT	TOT	PD	FR	FF	TFL	SK	INT
2015	11/0	0	2	2	1	0-0	0	0-0	0-0	0-0
2016	13/0	14	6	20	0	1-0	0	2-3	0.5-1	0-0
Total	24/0	14	8	22	1	1-0	0	2-3	0.5-1	0-0

PORTER'S CAREER HIGHS

Tackles	5 at SMU, Nov 5, 2016
Pass Breakup	1, at Kansas, Sep 12, 2015
Tackle for Loss	1 vs Kansas, Sep 17, 2016
Fumble Recovery	1 vs Temple, Oct 6, 2016
Sacks	0.5 vs Houston, Nov 25, 2016

PORTER'S GAME-BY-GAME DEFENSE

Date	Opponent	UT	AT	TT	TFL	SK	FF	PB	INT	FR
9/5/15	Missouri St.	0	0	0	0-0	0-0	0	0	0-0	0
9/12/15	at Kansas	0	0	0	0-0	0-0	0	1	0-0	0
9/24/15	Cincinnati	0	0	0	0-0	0-0	0	0	0-0	0
10/2/15	at USF	0	0	0	0-0	0-0	0	0	0-0	0
10/17/15	Ole Miss	Died Not Play								
10/23/15	at Tulsa	0	0	0	0-0	0-0	0	0	0-0	0
10/31/15	Tulane	0	0	0	0-0	0-0	0	0	0-0	0
11/7/15	Navy	0	0	0	0-0	0-0	0	0	0-0	0
11/14/15	at Houston	0	0	0	0-0	0-0	0	0	0-0	0
11/21/15	at Temple	0	1	1	0-0	0-0	0	0	0-0	0
11/28/15	SMU	0	1	1	0-0	0-0	0	0	0-0	0
12/30/15	vs Auburn	0	0	0	0-0	0-0	0	0	0-0	0
9/3/16	SEMO	0	1	1	0-0	0-0	0	0	0-0	0
9/17/16	Kansas	1	0	1	1-1	0-0	0	0	0-0	0
9/24/16	Bowling Green	1	1	2	0-0	0-0	0	0	0-0	0
10/1/16	at Ole Miss	0	1	1	0-0	0-0	0	0	0-0	0
10/6/16	Temple	0	0	0	0-0	0-0	0	0	0-0	1-0
10/14/16	at Tulane	3	0	3	0-0	0-0	0	0	0-0	0-0
10/22/16	at Navy	0	1	1	0-0	0-0	0	0	0-0	0-0
10/29/16	Tulsa	2	0	2	0-0	0-0	0	0	0-0	0-0
11/5/16	at SMU	5	0	5	0-0	0-0	0	0	0-0	0-0
11/12/16	USF	0	0	0	0-0	0-0	0	0	0-0	0-0
11/18/16	at Cincinnati	2	1	3	0.5-1	0-0	0	0	0-0	0-0
11/25/16	Houston	0	1	1	0.5-1	0.5-1	0	0	0-0	0-0
12/20/16	vs WKU	0	0	0	0-0	0-0	0	0	0-0	0-0

	#18	WIDE RECEIVER
	RODERICK PROCTOR	
	SENIOR • 2L 5-11 • 175	
	ORLANDO, FLA. DR. PHILLIPS HS	
MAJOR: SPORT AND LEISURE MANAGEMENT		

CAREER

Has played in 30 games, making three starts ... Has 54 receptions for 633 yards and two TD ... Has a career-long 61-yard catch ... Has 15 multi-reception games ... Has 21 punt returns for 148 yards and one TD ... Has 749 all-purpose yards.

2016 (JUNIOR)

Saw action in seven games ... All game action came in the season's first seven contests ... Missed the final five games, including the Boca Raton Bowl, with an injury suffered in the final minutes of the Navy contest ... Had two receptions for 39 yards and one TD ... First catch of the season was a 31-yard TD toss from Riley Ferguson late in the second quarter vs. Bowling Green ... His TD catch was the last of Ferguson's six TD connections in the first half vs. the Falcons ... Also had a catch for eight yards vs. No. 24/25 Navy ... Catch came on the Tigers' fourth quarter drive attempt to tie the game ... Injured on the pass play and missed the remainder of the season.

2015 (SOPHOMORE)

Played in 10 games ... Saw game action at receiver and punt returner ... Squad's fourth-leading receiver with 25 catches for 335 yards ... Had seven multi-catch contests ... Tied for team's second-longest catch of the season (61 yards) ... Also had 19 punt returns for 140 yards and one TD ... Ran the ball three times (-6 yards) ... Logged 469 all-purpose yards ... Posted a career-high 135 all-purpose yards in the season-opening win over Missouri State ... Had three receptions for 51 yards and three punt returns for 84 yards and one TD ... His career-long 63-yard punt return for a TD came in the second quarter to give Memphis a 28-0 lead over the Bears ... His punt return for a TD was the program's first since October of 2004 ... Logged five-straight multi-receptions performances vs. Bowling Green (4), Cincinnati (3), USF (3), Ole Miss (3) and Tulsa (3) ... Hauled in a career-long 61-yard catch in the second quarter vs. Cincinnati ... Reception was followed by a four-yard TD run to give Memphis a 28-23 lead ... Finished Cincinnati game with a career-best 78 receiving yards ... In win at USF, had a key catch on a 3rd-and-8 play midway through the third quarter ... His catch helped Memphis continue a drive that resulted in a TD for a 17-10 lead ... In the upset victory over Ole Miss, pulled in an 18-yard pass to move the Tigers inside the 10-yard line ... Drive resulted in a FG to cut the Rebels' lead to 14-10 in the second quarter ... Tied a career high with five catches vs. Navy ... Had 58 receiving yards vs.

the Midshipmen ... Did not play in the final three games vs. Temple, SMU and Auburn.

2014 (FRESHMAN)

Played in all 13 games ... Made three starts ... Caught 27 passes for 259 yards and one TD ... Had eight multi-reception performances ... Logged at least one pass reception in 10 games ... Also had seven rushes and one punt return ... Registered 251 all-purpose yards ... First collegiate catch was a 13-yarder in the first quarter at UCLA ... His reception moved the ball inside the red zone and, two plays later, the Tigers scored for a 7-6 lead ... Had three receptions for a season-high 61 yards in the win over Cincinnati ... One of his three catches vs. the Bearcats was a 16-yarder on a 3rd-and-5 play ... His reception led to a Sam Craft six-yard TD run and a 34-14 Memphis lead ... Grabbed a career-high five passes vs. Houston (42 yards) ... Equaled the five-reception career high in the win over Tulsa ... Made his first collegiate start vs. the Golden Hurricane ... Also started the next two games at Temple and Tulane ... Had a season-long, 27-yard catch in a win over the Green Wave ... Lone TD catch was the game-winning score in the 55-48 double-overtime win over BYU in the Miami Beach Bowl ... Connected with QB Paxton Lynch for the 11-yard TD in the second overtime ... Finished the bowl game with two catches for 14 yards.

HIGH SCHOOL

Played for head coach Rodney Wells at Dr. Phillips High School in Orlando, Fla. ... Named to the 2013 Florida Class 8A All-State second team by the state's newspaper editors and reporters ... Other 2013 honors included: Orange County Coaches/All-Metro Conference Team, Florida Athletic Coaches Association (FACA) All-District 11 Team (voted by Orange and Osceola counties coaches) and Central Florida All-Star Game participant (West Team) ... As a senior, had 38 receptions for 774 yards and 13 TD ... In a 38-7 win over Winter Park High School, caught a pass near the line of scrimmage and sprinted for an 80-yard TD with :26 on the first-half clock ... Finished the game vs. Winter Park with four receptions for 126 yards and two TD ... Win over Winter Park completed a perfect 11-0 regular season ... The Panthers also posted a 6-0 mark in Florida High School Athletic Association (FHSAA) Class 8A District 5 play ... Team advanced to FHSAA Class A state playoffs regional semifinal round ... Ranked No. 6 on the Orlando Sentinel's 2013 Central Florida Super 60 prior to senior season ... As a junior in 2012, caught 43 passes for 773 yards and 10 TD ... The Panthers went 14-1 and advanced to the FHSAA state playoffs semifinals.

PERSONAL

Son of Aundrea Harrison and Roderick Proctor ... Born September 3 in Jackson, Mississippi ... Has four younger siblings: Antahn, Alonna, Anissa and Alden McCallum ... Sport and leisure management major.

2017 MEMPHIS TIGERS

PROCTOR'S CAREER RECEIVING STATISTICS

YR	G/S	NO	YDS	AVG/C	TDS	LG	REC/G	AVG/G
2014	13/3	27	259	9.6	1	27	2.1	19.9
2015	10/0	25	335	13.4	0	61	2.5	33.5
2016	7/0	2	39	19.5	1	31	0.3	5.6
Total	30/3	54	633	11.7	2	61	1.8	21.1

PROCTOR'S CAREER RUSHING STATISTICS

YR	G/S	NO	YDS	TDS	LG	AVG/R	AVG/G
2014	13/3	7	-16	0	0	--	0.0
2015	10/0	3	-6	0	4	0.0	-0.7
Total	28/3	10	-32	0	4	0.0	-1.1

PROCTOR'S CAREER PUNT RETURN STATISTICS

YR	G/S	NO	YDS	TDS	LG	AVG/R	AVG/G
2014	13/3	1	8	0	8	8.0	0.6
2015	10/0	19	140	1	63	7.4	1.9
Total	28/3	20	148	1	63	7.4	0.9

PROCTOR'S CAREER HIGHS

Points Scored	6 (3x), vs Bowling Green, Sep 24, 2016
Touchdowns	1 (3x), vs Bowling Green, Sep 24, 2016
Receptions	5 (2x), Tulsa, Oct 31, 2014
Receiving Yards	61, Cincinnati, Oct 4, 2014
Long Reception	32, Missouri St, Sep 5, 2015
All-Purpose Yards	135, Missouri St, Sep 5, 2015
Rush Attempts	1 (3x), at Tulsa, Oct 23, 2015
Punt Returns	4, at USF, Oct 2, 2015
Punt Return Yards	84, Missouri St, Sep 5, 2015
Long Punt Return	63, Missouri St, Sep 5, 2015
Punt Return TDs	1, Missouri St, Sep 5, 2015

PROCTOR'S GAME-BY-GAME RECEIVING

Date	Opponent	No	Yds	AVG	TDS	LG
8/30/14	Austin Peay	0	0	0.0	0	0
9/6/14	at UCLA	2	28	14.0	0	15
9/20/14	MTSU	1	5	5.0	0	5
9/27/14	at Ole Miss	0	0	0.0	0	0
10/4/14	at Cincinnati	3	61	20.3	0	26
10/11/14	Houston	5	42	8.4	0	15
10/25/14	at SMU	0	0	0.0	0	0
10/31/14*	Tulsa	5	21	4.2	0	15
11/7/14*	at Temple	1	5	5.0	0	5
11/15/14*	at Tulane	2	37	18.5	0	27
11/22/14	USF	3	22	7.3	0	9
11/29/14	UConn	3	24	8.0	0	11
12/22/14*	vs BYU	2	14	7.0	1	11
9/5/15	Missouri St	3	51	17.0	0	32
9/12/15	at Kansas	0	0	0.0	0	0
9/19/15	at BGSU	4	35	8.8	0	24
9/24/15	Cincinnati	3	78	26.0	0	61
10/2/15	at USF	3	42	14.0	0	28
10/17/15	Ole Miss	3	27	9.0	0	18
10/23/15	at Tulsa	3	20	6.7	0	13
10/31/15	Tulane	0	0	0.0	0	0
11/7/15	Navy	5	58	11.6	0	28
11/14/15	at Houston	1	24	24.0	0	24
11/21/15	at Temple			Did Not Play		
11/28/15	SMU			Did Not Play		
12/30/15	vs Auburn			Did Not Play		
9/13/16	SEMO	0	0	0	0	0
9/17/16	Kansas	0	0	0	0	0
9/24/16	Bowling Green	1	31	31.0	1	31
10/1/16	at Ole Miss	0	0	0.0	0	0
10/6/16	Temple	0	0	0.0	0	0
10/14/16	at Tulane	0	0	0.0	0	0
10/22/16	at Navy	1	8	8.0	0	8
10/29/16	Tulsa			Did Not Play		
11/5/16	at SMU			Did Not Play		
11/12/16	USF			Did Not Play		
11/18/16	at Cincinnati			Did Not Play		
11/25/16	Houston			Did Not Play		
12/20/16	vs WKU			Did Not Play		

PROCTOR'S GAME-BY-GAME PUNT RETURN

Date	Opponent	No	Yds	AVG	TDS	LG
8/30/14	Austin Peay	1	8	8.0	0	8
9/5/15	Missouri St	3	84	28.0	1	63
9/12/15	at Kansas	4	13	3.3	0	8
9/19/15	at BGSU	1	-5	-5.0	0	0
9/24/15	Cincinnati	0	0	0.0	0	0
10/2/15	at USF	4	31	7.8	0	29
10/17/15	Ole Miss	2	20	10.0	0	15
10/23/15	at Tulsa	1	1	1.0	0	1
10/31/15	Tulane	1	0	0.0	0	0
11/7/15	Navy	0	0	0.0	0	0
11/14/15	at Houston	3	-4	-1.3	0	3
11/21/15	at Temple			Did Not Play		
11/28/15	SMU			Did Not Play		
12/30/15	vs Auburn			Did Not Play		

#91

DEFENSIVE LINE

NICK RABY

R-SOPHOMORE • SQ

6-4 • 260

CAPE CORAL, FLA.

BAKER HS

MAJOR: HEALTH STUDIES

CAREER

Has not seen any game action.

2016 (REDSHIRT FRESHMAN)

Did not see any game action.

2015 (FRESHMAN)

Redshirted ... Member of the 2015 squad that went 9-4 and played in the Birmingham Bowl.

HONORS (ACADEMIC/ATHLETIC)

Earned Tiger 3.0 Club honors for the 2016 spring semester.


HIGH SCHOOL

Played for head coaches Dwayne Mack and Brian Conn at Ida S. Baker High School in Cape Coral, Fla. ... Played at defensive end and tight end during his career ... Two-year letterman and 2014 team captain ... Tallied 92 total tackles, including 54 solo stops, as a senior in 2014 ... Also had five sacks, one forced fumble and one fumble recovery his senior season ... Set a school record with three blocked kicks in a game vs. Cape Coral High School ... Also had seven total tackles and one sack against Cape Coral High School ... Honored with the team's 2014 overall and defensive player "Mr. Bulldog" awards ... As a junior in 2013, member of the Baker High School squad that posted a 9-2 record and received a Florida High School Athletic Association (FHSA) Class 6A state playoffs berth ... Also a member of the Bulldogs wrestling and track and field teams (shot put) for two years.

PERSONAL

Son of Michael and Deana Raby ... Has four sisters ... Born October 18 in Pensacola, Florida ... Junior coach for younger sister's Sage U8 tackle football team on which she was the only girl in the league ... Received Lee County

Sheriff's Department's "Do the Right Thing" Award ... Health studies major.



#19 DEFENSIVE BACK
SHAUN RUPERT
 R-SENIOR • 1L
 6-1 • 195
 MONTGOMERY, ALA.
 CARVER HS/MISSOURI
 MAJOR: MANAGEMENT

CAREER

Transferred to Memphis from the University of Missouri ... Sat out the 2015 season due to NCAA transfer rules ... Has played in 26 games at the FBS level (Memphis/Missouri) ... Has 18 total tackles (17-1) ... Also has one interception and one forced fumble ... Has been a member of two bowl teams (Boca Raton Bowl at Memphis/Citrus Bowl at Missouri).

2016 (JUNIOR)

Played in all 13 games, including the Boca Raton Bowl ... Recorded 17 total tackles (16-1), one interception and one forced fumble ... Member of defense that ranked nationally in caused turnovers (5th; 29 total), fumble recoveries (6th; 13) and turnover margin (18th; +8) ... Had four multi-tackle games ... Registered career highs for total tackles (4) and solo hits (4) in a road game at Ole Miss ... Had two solo stops in his Memphis debut vs. Southeast Missouri ... Other multi-tackle performances were against Temple (2) and Cincinnati (2) ... Logged his first collegiate forced fumble in a home win over Kansas ... His forced fumble ended Kansas' final trip into Memphis territory in the fourth quarter (stopped Jayhawks' drive at the Memphis 40-yard line) ... Picked off first collegiate pass in the regular-season finale win over No. 18/21 Houston ... Intercepted Greg Ward's pass at the Memphis 30-yard line and returned it 12 yards ... The Tigers scored on the ensuing drive for a 34-17 halftime lead.

2015 (SOPHOMORE)

Sat out the season due to NCAA transfer rules ... Transferred to Memphis from the University of Missouri.

2014 (REDSHIRT FRESHMAN; MISSOURI)

Played in 13 games ... Member of Missouri's 11-3 Buffalo Wild Wings Citrus Bowl championship team ... Posted one tackle, a solo stop ... Registered first collegiate tackle and first collegiate solo hit in a win over Kentucky.

2013 (FRESHMAN; MISSOURI)

Redshirted.

HIGH SCHOOL

Played for head coach Billy Gresham at Carver Montgomery High School ... Total 51 tackles and two interceptions as a senior in 2012 ... Named to the *Montgomery Advertiser's* All-Metro team at defensive back ... Played in the Alabama-Mississippi All-Star Classic ... Member of the Wolverines secondary that did not allow a passing TD until the Alabama High School Athletic

Association (AHSAA) Class 6A state playoffs ... In 2012, helped lead Carver Montgomery to a 12-2 overall record and an AHSAA Class 6A Region 3 title ... Squad reached the AHSAA Class 6A state playoffs semifinal round ... As a junior in 2011, recorded 56 tackles and two interceptions ... Posted back-to-back seasons with 77 tackles as a freshman (2009) and sophomore (2010) ... Also ran track and field at Carver Montgomery ... Member of the Wolverines 4x400-meter relay that won the 2010 AHSAA state title.

PERSONAL

Son of Harvey Harris and Pattie Rupert-King ... Birthday is May 2 ... Sport and leisure management major.

RUPERT'S CAREER DEFENSIVE STATISTICS


YR	G/S	UT	AT	TOT	PD	FR	FF	TFL	SK	INT
2016	13/0	16	1	17	0	0-0	1	0-0	0-0	1-12

RUPERT'S CAREER HIGHS

Tackles	4 at Ole Miss, Oct 1, 2016
Tackles for Loss	-
Sacks	-
Forced Fumble	1 vs. Kansas, Sept. 17, 2016
Interception	1 vs Houston, Nov 25, 2016

RUPERT'S GAME-BY-GAME DEFENSE

Date	Opponent	UT	AT	TT	TFL	SK	FF	PB	INT
9/3/16	SEMO	2	0	2	0-0	0-0	0	0	0-0
9/17/16	Kansas	1	0	1	0-0	0-0	0	0	0-0
9/24/16	Bowling Green	1	0	1	0-0	0-0	0	0	0-0
10/1/16	Ole Miss	4	0	4	0-0	0-0	0	0	0-0
10/6/16	Temple	2	0	2	0-0	0-0	0	0	0-0
10/14/16	at Tulane	1	0	1	0-0	0-0	0	0	0-0
10/22/16	at Navy	0	0	0	0-0	0-0	0	0	0-0
10/29/16	Tulsa	1	0	1	0-0	0-0	0	0	0-0
11/5/16	at SMU	0	0	0	0-0	0-0	0	0	0-0
11/12/16	USF	1	0	1	0-0	0-0	0	0	0-0
11/18/16	at Cincinnati	1	1	2	0-0	0-0	0	0	0-0
11/25/16	Houston	0	0	0	0-0	0-0	0	0	1-12
12/20/17	vs WKU	1	0	1	0-0	0-0	0	0	0-0



#81 WIDE RECEIVER
MECHANE SLADE
 R-FRESHMAN • 1L
 5-8 • 165
 ROSWELL, GA.
 ROSWELL HS
 MAJOR: SPORT AND LEISURE MANAGEMENT

CAREER

Has seen action in five games ... Has four catches for 27 yards.

HONORS (ACADEMIC/ATHLETIC)

Earned Tiger 3.0 Club honors for the 2016 spring semester.

2016 (REDSHIRT FRESHMAN)

Played in five games ... Had four catches for 27 yards ... Made his collegiate debut in the season opener vs. Southeast Missouri ... Logged season highs for catches (3) and receiving yards (21) vs the Redhawks... Had a season-long reception of nine yards ... Posted one catch for six yards in a road win at SMU ... Also saw game action vs. Bowling Green, Tulsa and USF.

2017 MEMPHIS TIGERS

2015 (FRESHMAN)

Redshirted the 2015 season.

HIGH SCHOOL

Played for head coach John Ford at Roswell High School ... As a senior in 2014, caught 43 passes for 805 yards and nine TD ... Averaged 18.7 yards per reception ... Also carried the ball 24 times for 206 yards (8.6 average) and another score ... Returned a kickoff for a TD ... Helped the Hornets post an 8-4 record and a 6-2 Georgia High School Athletic Association (GHSAA) Class AAAAAA Region 5 record ... Team advanced to the GHSAA Class AAAAAA state playoffs second round.

PERSONAL

Son of Natie Ramos ... Has an older sister, Natisha ... Born March 19 in Bridgeport, Connecticut ... Interdisciplinary studies major.

SLADE'S CAREER RECEIVING STATISTICS

YR	G/S	NO	YDS	AVG/C	TDS	LG	REC/G	AVG/G
2016	5/0	4	27	6.8	0	9	0.8	5.4

SLADE'S CAREER HIGHS

Touchdowns	-
Receptions	3 vs SEMO, Sep 3, 2016
Receiving Yards	21 vs SEMO, Sep 3, 2016
Long Reception	9 vs SEMO, Sep 3, 2016

SLADE'S GAME-BY-GAME RECEIVING

Date	Opponent	No	Yds	Avg	TDS	LG
9/3/16	SEMO	3	21	7.0	0	9
9/17/16	Kansas	Did Not Play				
9/24/16	Bowling Green	0	0	0.0	0	0
10/1/16	at Ole Miss	Did Not Play				
10/6/16	Temple	Did Not Play				
10/14/16	at Tulane	Did Not Play				
10/22/16	at Navy	Did Not Play				
10/29/16	Tulsa	0	0	0.0	0	0
11/5/16	at SMU	1	6	0.0	0	6
11/12/16	USF	0	0	0.0	0	0
11/18/16	at Cincinnati	Did Not Play				
11/25/16	Houston	Did Not Play				
12/20/16	vs WKU	Did Not Play				



#39 DEFENSIVE BACK

CHRISTIAN SLAUGHTER

R-SENIOR • 1L

5-10 • 170

CEDAR HILL, TEXAS
CEDAR HILL HS

MAJOR: SPORT AND LEISURE MANAGEMENT

CAREER

Joined program as a walk-on from Missouri Valley College, an NAIA school in Missouri ... Has played in 13 games ... Has seen action in the defensive backfield and on special teams ... Has 10 total tackles, all solo stops ... Has three multi-tackle games.

2016 (JUNIOR)

Saw action in all 13 games, including the Boca Raton Bowl ... Played in the defensive backfield and on special teams ... Credited with 10 total tackles, all solo stops ... Had three multi-tackle games ... Posted a season-high

three tackles twice ... First three-tackle game was in a road win at Tulane ... Also had a three-tackle game vs. USF ... Logged two solo hits in a home win over Bowling Green ... Recorded one tackle in games vs. Temple and Western Kentucky ... Made FBS debut in the season opener vs. Southeast Missouri.

MISSOURI VALLEY COLLEGE

Played one year at Missouri Valley College before transferring to Memphis.

HIGH SCHOOL

Played final season of his high school career for head coach Joey Mcguire at Cedar Hill High School ... Helped the Longhorns post an 11-5 overall record and reach the University Interscholastic League (UIL) 5A Division 2 state championship game.

PERSONAL

Son of Layton Slaughter and Araminta Rawlins ... Has two brothers: Layton Slaughter III and Laytwan Slaughter ... Also has a sister, Deshiima Slaughter ... His cousin, Joe Derick King, played in the NFL for five years, playing with Cincinnati, Cleveland, Tampa Bay and Oakland ... Birthday is January 18 ... Sport and leisure management major.

SLAUGHTER'S CAREER DEFENSIVE STATISTICS


YR	G/S	UT	AT	TOT	PD	FR	FF	TFL	SK	INT
2016	13/0	10	0	10	0	0	0	0-0	0	0-0

SLAUGHTER'S CAREER HIGHS

Tackles	3 (2x) last vs USF, Nov 12, 2016
Tackles for Loss	-
Sacks	-

SLAUGHTER'S GAME-BY-GAME DEFENSE

Date	Opponent	UT	AT	TT	TFL	SK	FF	PB	INT
9/3/16	SEMO	0	0	0	0-0	0-0	0	0	0-0
9/17/16	Kansas	0	0	0	0-0	0-0	0	0	0-0
9/24/16	Bowling Green	2	0	2	0-0	0-0	0	0	0-0
10/1/16	at Ole Miss	0	0	0	0-0	0-0	0	0	0-0
10/6/16	Temple	1	0	1	0-0	0-0	0	0	0-0
10/14/16	at Tulane	3	0	3	0-0	0-0	0	0	0-0
10/22/16	at Navy	0	0	0	0-0	0-0	0	0	0-0
10/29/16	Tulsa	0	0	0	0-0	0-0	0	0	0-0
11/5/16	at SMU	0	0	0	0-0	0-0	0	0	0-0
11/12/16	USF	3	0	3	0-0	0-0	0	0	0-0
11/18/16	at Cincinnati	0	0	0	0-0	0-0	0	0	0-0
11/25/16	Houston	0	0	0	0-0	0-0	0	0	0-0
12/20/16	vs WKU	1	0	1	0-0	0-0	0	0	0-0



#17 PUNTER

SPENCER SMITH

GRADUATED: MAY 2017
R-SENIOR • 2L
6-1 • 195
NEWNAN, GA./EAST COWETA HS

MAJOR: EXERCISE SCIENCE

✓ Ray Guy Watch List (2016, 2017)

✓ All-American Athletic Conference

(first team 2015, 2016;

second team, 2014)

CAREER

Graduated in May of 2017 with a degree in exercise science ... Squad's primary punter the past three seasons ... Has played in 39 games ... Has 146 punts for a 43.8 average ... Enters 2017 with seventh-most punts (146) and second-highest average (43.8) in school history ... Has had no punts blocked ... Has 40 punts of 50-plus yards and 39 punts inside the 20 ... Has 20 games with punting averages of 45 yards or more (three-plus attempts per game).

HONORS (ACADEMIC/ATHLETIC)

Earned Tiger 3.0 Club recognition for the 2013 fall and 2014 spring semesters ... Named to the 2014-15 American Athletic Conference All-Academic Team ... Three-time All-American Athletic Conference honoree at punter (2014 second team; 2015, 2016 first team) ... Earned American Athletic Conference Special Teams Player of the Week following the Cincinnati game (Sept. 28, 2015) ... Received 2014 Scout.com Freshman All-American Team honorable mention distinction.

2016 (JUNIOR)

Played in all 13 games ... Joined Nick Jacobs as the Tigers' "one-two" punch at punter ... Led the American Athletic Conference with a 45.1 punting average on 45 kicks ... His 45.1 average would rank seventh in FBS, but his 3.4 attempts per game were under the FBS minimum (3.6 attempts) to appear among the national leaders ... His 45.1 average is fourth-best for a season in program history ... Registered eight games with punting averages of 45 yards or more (three-plus attempts per game) ... Booted 13 punts over 50 yards ... Placed 11 punts inside the opponents' 20-yard line ... Had 20 of his punts fair-caught by opponents ... Had a season-best 53.7 average (3 punts) in a home win over Temple ... All three punts vs. the Owls were over 50 yards ... The 53.7 average is second-best for a game in program history (2 or more punt attempts per game) ... Also posted punt averages of 45-plus yards vs. Southeast Missouri (45.3), Kansas (51.3), Bowling Green (45.3), Tulane (45.4), SMU (49.6), USF (49.5) and Cincinnati (45.8) ... Had a career-high five fair-catches in a home win over Bowling Green ... Punted a season-high six times vs. the Falcons ... Had all four punts vs. Tulsa and Houston end up as fair-catches ... Had a season-long punt of 63 yards in a road win at Tulane ... Placed a season-high two punts inside the opponents'

20-yard line three times vs. Kansas, Ole Miss and SMU ... Member of the Tigers punt unit that led the American Athletic Conference and was eighth nationally in net punting (41.10 yards).

2015 (SOPHOMORE)

Played in all 13 games ... Continued punting-tandem duties with Nick Jacobs ... Led the American Athletic Conference with a 47.2 punting average on 43 kicks ... Set the school single-season record with his 47.2 punting average ... His 47.2 average would rank fifth in FBS, but his 3.3 attempts per game were under the FBS minimum (3.6 attempts) to appear among the national leaders ... Registered 10 games with punting averages of 45 yards or more (three-plus attempts per game) ... Had 18 punts of 50-plus yards ... Also placed 11 punts inside the 20-yard line ... Had a career-long punt of 72 yards ... Opened campaign with a 46.5 average on four punts vs. Missouri State ... Had two punts of 50-plus yards vs. the Bears ... Punted four times for a 48.0 average in a win at Bowling Green ... Had two 50-yard punts and placed three inside the 20 vs. the Falcons ... Booted a season-high six punts for a 52.7 average in a home win over Cincinnati ... Had a career-best four punts of 50-plus yards, including a career-long 72 yarder ... His 52.7 average tied for the fourth-best average in a game in program history ... His 72-yard punt is the fifth-longest in school history ... The 72-yard punt was tied for the 19th-longest in FBS in 2015 ... The 72-yard effort came late in the second quarter and flipped the field ... After stopping the Tigers on a 3rd-and-2 from the Memphis 28, Cincinnati called timeout with 1:17 left for a possible last drive before half-time ... However, his 72-yard punt went for a touchback and placed the Bearcats on their own 20 with just over a minute left before half ... Following Cincinnati contest, had six games with punting averages of over 45 yards ... Logged averages of 47.5 vs. USF, 48.0 vs. Tulsa, 47.5 vs. Houston, 47.2 vs. Temple, 52.0 vs. SMU and 47.2 vs. Auburn ... Had nine punts of 50-plus yards in those six contests.

2014 (REDSHIRT FRESHMAN)

Saw action in all 13 games ... Part of the team's punting tandem with Nick Jacobs ... Averaged 40.3 yards on 58 punts ... Logged nine punts of 50-plus yards and booted 18 inside the 20-yard line ... Had one touchback during the season ... Helped Memphis hold opponents to only 2.77 yards per return (13 total returns) to rank fourth nationally in punt return defense ... Memphis' net punting average of 37.97 yards ranked third in the American Athletic Conference and 49th nationally ... First collegiate punt was his only touch back of the season ... Booted his first kick 47 yards and into the end zone on the final play of the first half in the season-opening win over Austin Peay ... Had another kick of 55 yards vs. the Governors for a 51.0 average ... Placed four of seven punts inside No. 11 UCLA's 20-yard line ... His four punts inside the 20 were a season high ... Averaged 39.4 yards per punt against the Bruins ... Logged a season-high nine punts at Ole Miss ... His punting efforts kept the Rebels deep

2017 MEMPHIS TIGERS

in their own territory all game ... Averaged 42.9 yards per punt, including two kicks of 50-plus yards ... Placed two punts inside the Ole Miss 20 ... Converted his lone PAT in a road win at SMU ... Only punt vs. the Mustangs was a 46-yarder downed at the SMU 9 ... Averaged 46.9 yards per punt in a road win at Tulane ... Registered a career-best four punts of 50-plus yards vs. the Green Wave ... Pinned Tulane inside its own 20 three times ... First punt vs. BYU in the Miami Beach Bowl went 53 yards ... On ensuing possession, the Memphis defense intercepted a pass on BYU's first play from scrimmage ... Interception led to a TD that gave the Tigers a 24-14 early second-quarter lead.

2013 (FRESHMAN)

Redshirted.

HIGH SCHOOL

Played at East Coweta High School for head coach Clint Wade ... Three-year starter and letterman at kicker/punter ... As a senior in 2012, 91 percent of his kickoffs were touch-backs ... Connected on a perfect 32-of-32 PAT and 6-of-12 FG ... Had a FG long of 41 yards ... Also averaged 37 yards on punts ... A 2012 Georgia Athletic Coaches Association (GACA) All-Region 3AAAAAA first team selection at punter (as voted by region's coaches) ... Also named *The Times-Herald* All-County kicker/punter in 2012 ... Selected the Most Outstanding Player of the Georgia Senior All-Star Bowl in December of 2012 ... A scholar-athlete award winner.

PERSONAL

Son of Earl and Melanie Smith ... Born August 11 ... Has an older brother, Jeremy, and an older sister, Emily ... Exercise science major.

SMITH'S CAREER SCORING STATISTICS

YR	G	PAT	FGM-FGA	PTS	AVG/G
2014	13	1-1	0-0	1	0.1
2015	13	0-0	0-0	0	0.0
2016	13	0-0	0-0	0	0.0
Total	39	1-1	0-0	1	0.0

SMITH'S CAREER PUNTING STATISTICS

YR	G	NO	YDS	AVG	LG	BL	TB	FC	50+	I20
2014	13	58	2,335	40.3	58	0	1	27	9	18
2015	13	43	2,030	47.2	72	0	4	11	18	10
2016	13	45	2,028	45.1	63	0	3	20	13	11
Total	39	146	6,393	43.8	72	0	8	58	40	39

SMITH'S CAREER KICKOFF STATISTICS


YR	G	NO	RET	YDS	AVG	TB	OB	FC	OSK
2014	13	1	0	65	65.0	1	0	0	0
2015	13	0	0	0	0.0	0	0	0	0
Total	26	1	0	65	65.0	1	0	0	0

SMITH'S CAREER HIGHS

Points Scored	1, SMU, Oct 25, 2014
Kick PATS	1, SMU, Oct 25, 2014
Points by Kicking	1, SMU, Oct 25, 2014
Punting Average	54.0 at Kansas, Sep 12, 2015
Punt Attempts	9, Ole Miss, Sep 27, 2014
Punt Yards	386, Ole Miss, Sep 27, 2014
Longest Punt	72, Cincinnati, Sep 24, 2015

SMITH'S GAME-BY-GAME PUNTING

Date	Opponent	No	Yds	Avg	LG	TB	FC	50+	I20
8/30/14	Austin Peay	2	102	51.0	55	1	0	1	0
9/6/14	at UCLA	7	276	39.4	49	0	1	0	4
9/20/14	MTSU	1	8	8.0	8	0	0	0	0
9/27/14	at Ole Miss	9	386	42.9	53	0	4	2	2
10/4/14	at Cincinnati	2	67	33.5	35	0	1	0	0
10/11/14	Houston	5	195	39.0	44	0	3	0	2
10/25/14	at SMU	1	46	46.0	46	0	0	0	1
10/31/14	Tulsa	4	158	39.5	43	0	4	0	3
11/7/14	at Temple	7	251	35.9	47	0	4	0	1
11/15/14	at Tulane	8	375	46.9	58	0	2	4	3
11/22/14	USF	1	48	48.0	48	0	0	0	0
11/29/14	vs UConn	6	226	37.7	53	0	4	1	1
12/22/14	BYU	5	197	39.4	53	0	4	1	1
9/5/15	Missouri St	4	186	46.5	55	1	2	2	2
9/12/15	at Kansas	1	54	54.0	54	0	0	1	0
9/19/15	at BGSU	4	192	48.0	53	0	3	2	3
9/24/15	Cincinnati	6	316	52.7	72	1	0	4	0
10/2/15	at USF	2	95	47.5	49	0	1	0	1
10/17/15	Ole Miss	4	159	39.8	49	0	2	0	2
10/23/15	at Tulsa	3	144	48.0	53	0	1	2	0
10/31/15	Tulane	1	42	42.0	42	0	1	0	1
11/7/15	Navy	2	76	38.0	42	0	0	0	0
11/14/15	at Houston	4	190	47.5	53	0	0	2	0
11/21/15	at Temple	4	189	47.2	62	1	1	1	0
11/28/15	SMU	2	104	52.0	53	1	0	2	1
12/30/15	vs Auburn	6	283	47.2	51	0	0	2	0
9/3/16	SEMO	3	136	45.3	60	0	0	1	0
9/17/16	Kansas	3	154	51.3	59	0	0	2	2
9/24/16	Bowling Green	6	272	45.3	57	1	5	1	1
10/1/16	at Ole Miss	3	105	35.0	51	0	0	1	2
10/6/16	Temple	3	161	53.7	58	1	1	3	0
10/14/16	at Tulane	5	227	45.4	63	0	1	1	2
10/22/16	at Navy	2	83	41.5	42	0	0	0	1
10/29/16	Tulsa	4	169	42.2	46	0	4	0	0
11/5/16	at SMU	5	248	49.6	58	0	2	2	2
11/12/16	USF	2	99	49.5	58	1	1	1	1
11/18/16	at Cincinnati	4	183	45.8	55	0	2	1	0
11/25/16	Houston	4	150	37.5	40	0	4	0	0
12/20/17	vs WKU	1	41	41.0	41	0	1	0	0



#61

LINEBACKER

ZANE SUTHERLAND

R-SOPHOMORE • SQ

6-2 • 230

SEYMOUR, TENN.

THE KING'S ACADEMY

MAJOR: EXERCISE SCIENCE

2016 (REDSHIRT FRESHMAN)

Member of the Tigers' practice squad in 2016.

2015 (FRESHMAN)

Redshirted.

HIGH SCHOOL

Played at King's Academy in Seymour, Tennessee ... Played 11 games in his final two seasons, finishing with 11 tackles and one sack.

PERSONAL

Son of H.C. and Debi Sutherland ... Birthday is November 14 ... Exercise science major.



#48

DEFENSIVE LINE

ERNEST SUTTLES

GRADUATED: MAY 2017
R-SENIOR • 3L
6-5 • 265
TAMPA, FLA./GAITHER HS

MAJOR: MANAGEMENT

CAREER

Graduated in May of 2017 with a degree in management ... Has played in 38 games, making 19 starts ... Has 51 total tackles (40-11) ... Has 11 multi-tackle games ... Also has 12 TFL (70 yards), six sacks (46 yards), two PBU, two QB hurries and two fumble recoveries..

HONORS (ACADEMIC/ATHLETIC)

Received the 2013 Glenn Jones Defensive Scout Team Player of the Year Award.

2016 (JUNIOR)

Played in all 13 contests ... Made nine starts ... Credited with 25 total tackles (18-7), 5.5 TFL (29 yards), three sacks (18 yards), two PBU, two QB hurries and one fumble recovery ... His TFL yardage (29) was second on the team and his sack yardage (18) fourth ... Had five multi-tackle performances ... Logged a career-best five total tackles (2-3) at No. 24/25 Navy ... Posted a career-high four solo stops in a road win at Tulane ... Also had one TFL (5 yards), one sack (5 yards), one PBU and one QB hurry vs. the Green Wave ... Recorded a career-best two TFL (11 yards) vs. USF ... Had three solo stops vs. the Bulls ... Had a fumble recovery and one PBU in a road win at SMU ... His fumble recovery came off Genard Avery's sack of the SMU QB ... Turnover led to a Riley Ferguson-to-Daniel Montiel 20-yard TD strike for a 31-7 lead in the second quarter ... Had three solo stops, including one TFL (7 yards), in a home win over Kansas ... Member of defense that ranked nationally in caused turnovers (5th; 29 total), fumble recoveries (6th; 13) and turnover margin (18th; +8).

2015 (SOPHOMORE)

Saw action in 12 games ... Made four starts ... Registered 14 total tackles (12 solo/2 assists), 2.5 TFL (14 yards) and one sack (8 yards) ... Missed the season opener vs. Missouri State ... First game action of the season came in a road win at Kansas ... The Kansas game was his first start of the season ... Had a season-high three solo stops, including one TFL (4 yards), in a home win over Cincinnati ... The three total tackles and one TFL tied season bests ... Tied season highs for total tackles (3) and solo hits (3) in a road win at Tulsa ... Had three total tackles (tied season high) and 0.5 TFL (2 yards) in a home win over Tulane ... His two assisted tackles vs. the Green Wave were a season best ... Logged two unassisted tackles, including an eight-yard sack, at Houston ... Posted one solo stop vs. SMU and Auburn.

2014 (REDSHIRT FRESHMAN)

Played in all 13 games ... Made eight starts, including five of the first six contests ... Recorded 12 total tackles,

four TFL (27 yards) and two sacks (20 yards) ... Member of the Tigers defense which ranked 11th nationally in scoring defense (19.5 ppg) ... Memphis also ranked nationally in pass efficiency defense (8th; 106.31), rushing defense (19th; 121.5 ypg) and red zone defense (3rd; .688) ... Helped lead Memphis to the American Athletic Conference crown, the program's first league title since 1971 ... The Tigers also won the Miami Beach Bowl title with a thrilling 55-48 double-overtime win over BYU ... Earned first collegiate start in the season-opening win over Austin Peay ... Registered first collegiate tackle, solo hit, assist, TFL, sack and fumble recovery vs. the Governors ... His 14-yard sack came in the second quarter ... Earlier in the second quarter, recovered an Austin Peay fumble at the Governors' 24-yard line that set up a TD drive for a 28-0 Memphis lead ... Recorded season bests for total tackles (3), TFL (1), sacks (1), TFL/sack yardage (14) and fumble recoveries (1) vs. Austin Peay ... Two solo stops vs. Austin Peay were a season high ... His TFL/sack yardage (14 yards) vs. the Governors is a career best ... Came off the bench at Ole Miss and notched two solo stops (tied season high), including one TFL for six yards ... Logged career second TFL/sack late in the win at Temple ... Credited with a sack when he pressured the Owls' QB into intentionally grounding the ball on a 2nd-and-8 play ... Sack came early in the fourth quarter with Memphis leading 13-10 ... Two plays later, the Owls were forced to punt ... Started the American Athletic Conference championship-clinching victory over Connecticut ... Had a late first-half TFL (1 yard) vs. BYU in the Miami Beach Bowl.

2013 (FRESHMAN)

Redshirted.

HIGH SCHOOL

Played at Gaither High School for head coach Jason Stoked ... As a senior in 2012, logged 88 total tackles (55 solo/33 assists), 31 TFL, 12 sacks, four forced fumbles, one fumble recovery and two FG blocks ... Helped lead the Cowboys to an 8-3 record and the Florida High School Athletic Association (FHSAA) Class 7A District 7 championship (4-1 district mark) ... Earned Florida sports writers Class 7A All-State third team honors ... As a junior in 2011, posted 80 total tackles (37 solo/43 assists), 12 TFL, five sacks and one fumble recovery ... Helped lead Gaither High School to a 9-4 record and the FHSAA Class 7A state playoffs regional final round (state quarterfinals).

PERSONAL

Son of Ernestine Brower and the late George Suttles ... Born February 14.

SUTTLES' CAREER DEFENSIVE STATISTICS											
YR	G/S	UT	AT	TOT	PD	FR	FF	TFL	SK	INT	QBH
2014	13/6	10	3	12	0	1-0	0	4.0-27	2-20	0-0	0
2015	13/4	13	2	15	0	0-0	0	2.5-14	1-8	0-0	0
2016	13/9	18	7	25	2	1-0	0	5.5-29	3-18	0-0	2
Total	38/19	41	12	52	2	2-0	0	12.70	6.046	0-0	2

SUTTLES' CAREER HIGHS	
Tackles	5 at Navy, Oct 22, 2016
Tackles for Loss	1 (3x) last vs Houston, Nov 25, 2016
Sacks	1 (6x) last vs Houston, Nov 25, 2016

2017 MEMPHIS TIGERS

SUTTLES' CAREER HIGHS

Fumble Recoveries	1 (2x) last at SMU, Nov 5, 2016
Quarterback Hurries	1 at Tulane, Oct 14, 2016

SUTTLES' GAME-BY-GAME DEFENSE

Date	Opponent	UT	AT	TT	TFL	SK	FR	PB	INT	QBH
8/30/14*	Austin Peay	2	1	3	1-14	1-14	1	0	0-0	0
9/6/14*	at UCLA	1	0	1	0-0	0-0	0	0	0-0	0
9/20/14*	MTSU	0	0	0	0-0	0-0	0	0	0-0	0
9/27/14	at Ole Miss	2	0	2	1-6	0-0	0	0	0-0	0
10/4/14*	at Cincinnati	1	0	1	0-0	0-0	0	0	0-0	0
10/11/14*	Houston	0	0	0	0-0	0-0	0	0	0-0	0
10/25/14	at SMU	0	0	0	0-0	0-0	0	0	0-0	0
10/31/14	Tulsa	1	0	1	0-0	0-0	0	0	0-0	0
11/7/14	at Temple	1	0	1	1-6	1-6	0	0	0-0	0
11/15/14	at Tulane	0	1	1	0-0	0-0	0	0	0-0	0
11/22/14	USF	1	0	1	0-0	0-0	0	0	0-0	0
11/29/14	UConn	0	0	0	0-0	0-0	0	0	0-0	0
12/22/14	vs BYU	1	0	1	1-1	0-0	0	0	0-0	0
9/5/15	Missouri St	Did Not Play								
9/12/15*	at Kansas	0	0	0	0-0	0-0	0	0	0-0	0
9/19/15*	at BGSU	0	0	0	0-0	0-0	0	0	0-0	0
9/24/15	Cincinnati	3	0	3	1-4	0-0	0	0	0-0	0
10/2/15*	at USF	1	0	1	0-0	0-0	0	0	0-0	0
10/17/15*	Ole Miss	0	0	0	0-0	0-0	0	0	0-0	0
10/23/15	at Tulsa	3	0	3	0-0	0-0	0	0	0-0	0
10/31/15	Tulane	1	2	3	0.5-2	0-0	0	0	0-0	0
11/7/15	Navy	1	0	1	0-0	0-0	0	0	0-0	0
11/14/15	at Houston	2	0	2	1-8	1-8	0	0	0-0	0
11/21/15	at Temple	0	0	0	0-0	0-0	0	0	0-0	0
11/28/15	SMU	1	0	1	0-0	0-0	0	0	0-0	0
12/30/15	vs Auburn	1	0	1	0-0	0-0	0	0	0-0	0
9/3/16*	SEMO	1	0	1	0-0	0-0	0	0	0-0	1
9/17/16*	Kansas	3	0	3	1-7	1-7	0	0	0-0	0
9/24/16*	BGSU	1	0	1	0-0	0-0	0	0	0-0	0
10/1/16*	at Ole Miss	1	3	4	0-0	0-0	0	0	0-0	0
10/6/16*	Temple	1	0	1	0-0	0-0	0	0	0-0	0
10/14/16	at Tulane	4	0	4	1-5	1-5	0	1	0-0	1
10/22/16	at Navy	2	3	5	0-0	0-0	0	0	0-0	0
10/29/16	Tulsa	1	0	1	0-0	0-0	0	0	0-0	0
11/5/16	at SMU	0	0	0	0-0	0-0	1-0	1	0-0	0
11/12/16*	USF	3	0	3	2-11	0-0	0-0	0	0-0	0
11/18/16*	at Cincinnati	0	1	1	0.5-0	0-0	0-0	0	0-0	0
11/25/16*	Houston	1	0	1	1-6	1-6	0-0	0	0-0	1
12/20/16*	vs WKU	0	0	0	0-0	0-0	0-0	0	0-0	0

and 11 TFL ... Recorded a career-best 6.5 tackles in an AAA Class 6A state playoffs semifinal win over Jonesboro ... As a sophomore in 2013, posted 27 tackles, 2.5 sacks, eight TFL and 12 QB hurries ... Also recorded his only career interception in 2013 ... Named to the 2013 *Arkansas Democrat-Gazette* Super Sophomore team.

PERSONAL

Son of John and Pamela Tate ... His father, John Sr., played basketball at Arkansas State and is the Red Wolves third-leading all-time scorer with 1,776 points ... Birthday is January 3 ... Management major.

#72

OFFENSIVE LINE

TREVON TATE

R-JUNIOR • 2L

6-4 • 280

HOUSTON, TEXAS

NORTH SHORE HS

MAJOR: SPORT AND LEISURE MANAGEMENT

CAREER

Has played in 25 games, making 20 starts ... Has played at both tackles on the offensive line in his two seasons ... Has played 1,597-of-1,919 snaps (.832) ... Member of the offensive line for the two most-prolific offenses in school history ... Has been a part of the 2015 and 2016 offenses that combined for 12,358 yards of total offense (6,179 yards per season) and scored 116 TD ... The two offenses combined to score on 84.7 percent (100-of-128) of its trips inside the red zone.

2016 (SOPHOMORE)

Saw action in all 13 games, including the Boca Raton Bowl ... Made 12 start ... Did not start the season opener vs. Southeast Missouri, but played 52 snaps ... Split time at both left and right tackle vs. the Redhawks ... Settled in as the starter at left tackle for the season's final 12 games ... Played 889-of-964 snaps (.922) ... Member of the 2016 Memphis offense that was second in program history for total yards (6,028), points (505) and total TD (57), including a school-record 34 TD passes ... Blocked for the Tigers offense that piled up over 500 yards of total offense six times ... Memphis had 635 total yards vs. Bowling Green, the fourth-most for a game in program history ... Saw action on a season-high 82 snaps vs. Tulsa ... Played 81 snaps vs. USF ... Played every snap in eight games, including five-straight against Ole Miss (78), Temple (58), Tulane (67), Navy (71) and Tulsa (82) ... Also played every snap in the final three regular-season contests vs. USF (81), Cincinnati (73) and Houston (79).

2015 (REDSHIRT FRESHMAN)

Played in 12 games ... Made eight starts ... All game action came at right tackle ... Played 708-of-955 snaps (.741) ... Member of the offensive line that helped Memphis post some of its best offensive numbers in school history ... The 2015 Tigers offense set school records for scoring (522 points), total touchdowns (59), passing yards (3,997), plays (1,028) and total yards (6,330) ... Memphis also ranked in the top-20 nationally in scoring offense

#90

DEFENSIVE LINE

JOHN TATE

R-FRESHMAN • RS

6-4 • 290

PINE BLUFF, ARK.

PINE BLUFF HS

MAJOR: MANAGEMENT

2016 (FRESHMAN)

Redshirted the 2016 season and has four years of eligibility remaining heading into 2017.

HIGH SCHOOL

Three-year starter for the Pine Bluff High School Zebras from 2013-15 ... Made 39 appearances ... Had career stats of 99 tackles, 18 sacks, 32 TFL and one interception ... Helped lead Pine Bluff High School to back-to-back Arkansas Activities Association (AAA) Class 6A state titles in 2014 (10-3 record) and 2015 (13-0) ... Zebras went 8-4-1 and reached the state title game his sophomore campaign ... Earned Arkansas All-State honors his junior and senior seasons ... Had 39.5 tackles, nine sacks and 13 TFL as a senior in 2015 ... Posted a career-high 2.5 sacks and 2.5 TFL in a 34-27 win over El Dorado his senior season ... In his junior season, recorded 32.5 tackles, 6.5 sacks

(11th), passing offense (18th), total offense (19th) and red zone offense (18th) ... The Tigers piled up over 500 yards of total offense six times, including a program single-game record 704 yards in a road victory at Tulsa ... Saw first collegiate action in the season-opening win over Missouri State ... Played 24-of-81 snaps ... Saw action on 50-of-79 snaps in a road win at Kansas ... Earned first collegiate start at right tackle in a win at Bowling Green ... Played 39-of-90 snaps vs. the Falcons ... Started second game of career vs. Cincinnati (40-of-73 snaps) ... Saw action on 65-of-72 snaps in a road win at USF ... Moved into a regular starting role at right tackle in a home win over Ole Miss ... Started the final seven contests in which he played ... Played a season-high 94 snaps vs. the Rebels ... His remaining starts were against Tulsa (58 snaps), Tulane (79), Houston (86), Temple (69), SMU (46) and Auburn (68) ... Played all snaps vs. Houston and Temple ... Missed the Navy contest.

2014 (FRESHMAN)

Redshirted.

HIGH SCHOOL

Played for head coach David Aymond at North Shore High School in Houston, Texas ... Senior member of the 2013 Mustangs team that gave Aymond his 200th Texas high school coaching victory ... For his career registered 141 pancake blocks, 129 knockdowns and 86 cuts while grading 92 percent ... Two-way performer for the Mustangs ... Honors included: Two-time All-District 21-5A first team, *Houston Chronicle* 2013 All-Greater Houston Team and *Chronicle's* Top 100 football recruits ... In his final two seasons, helped lead North Shore High School to a combined 24-3 record and an 11-1 District 21-5A mark ... As a senior in 2013, helped the Mustangs to a 12-1 record and the program's 20th-straight state playoffs berth ... Mustangs posted an undefeated record in the regular season and captured the District 21-5A championship ... The 2013 squad advanced to the University Interscholastic League (UIL) Class 5A Division I state playoffs third round ... Blocked for an offense that scored 40-plus points eight times ... In 2013, recorded 67 pancake blocks, 59 knockdowns and 46 cuts ... Graded 94 percent ... Also a member of the Mustangs defense that recorded four shutouts and held eight opponents to fewer than 10 points ... North Shore High School allowed only 15 total points in the 2013 UIL state playoffs (three games), falling in the third round by a 9-7 score ... As a junior in 2012, helped lead North Shore High School to a 13-2 record and the UIL Class 5A Division I state playoffs quarterfinal round.

PERSONAL

Son of Paula Thomas-Smith and Gilbert Smith ... Born March 13 in Channelview, Texas ... Has two siblings: Melicia Terrell and LaKena Smith ... Sport and leisure management major.

TATE'S CAREER OFFENSIVE LINE STATISTICS		
YR	GAMES/STARTS	PLAYS/TOTAL TEAM PLAYS
2015	13/10	708/955

TATE'S CAREER OFFENSIVE LINE STATISTICS		
YR	GAMES/STARTS	PLAYS/TOTAL TEAM PLAYS
2016	13/11	889/964
Total	26/21	1,597/1,919

TATE'S CAREER HIGHS	
Offensive Plays	94, Ole Miss, Oct. 17, 2015

TATE'S GAME-BY-GAME OFFENSIVE LINE		
Date	Opponent	Position - Plays
9/5/15	Missouri St	Right Tackle - 24/81
9/12/15	at Kansas	Right Tackle - 50/79
9/19/15*	at BGSU	Right Tackle - 39/90
9/24/15*	Cincinnati	Right Tackle - 40/73
10/2/15	at USF	Right Tackle - 65/72
10/17/15*	Ole Miss	Right Tackle - 94/94
10/23/15*	at Tulsa	Right Tackle - 58/96
10/31/15*	Tulane	Right Tackle - 79/83
11/7/15	Navy	Did Not Play
11/14/15*	at Houston	Right Tackle - 86/86
11/21/15*	at Temple	Right Tackle - 69/69
11/28/15*	SMU	Right Tackle - 46/64
12/30/15*	vs Auburn	Right Tackle - 68/68
9/3/16	SEMO	Right Tackle & Left Tackle - 52/73
9/17/16*	Kansas	Left Tackle - 62/72
9/24/16*	Bowling Green	Left Tackle - 51/72
10/1/16*	at Ole Miss	Left Tackle - 78/78
10/6/16*	Temple	Left Tackle - 58/58
10/14/16*	at Tulane	Left Tackle - 67/67
10/22/16*	at Navy	Left Tackle - 71/71
10/29/16*	Tulsa	Left Tackle - 82/82
11/5/16*	at SMU	Left Tackle - 55/72
11/12/16*	USF	Left Tackle - 81/81
11/18/16*	at Cincinnati	Left Tackle - 73/73
11/25/16*	Houston	Left Tackle - 79/79
12/20/16*	vs WKU	Left Tackle - 80/81



#6 **RUNNING BACK**

PATRICK TAYLOR JR.

SOPHOMORE • 1L

6-3 • 216

HUMBLE, TEXAS

ATASCOCITA HS

MAJOR: MANAGEMENT

CAREER

Has seen action in 13 games ... Has 546 rushing yards on 93 carries and two TD ... Has 11 catches for 37 yards ... Has 583 all-purpose yards (546 rush/37 receive).

2016 (FRESHMAN)

Dual-threat performer out of the offensive backfield in his first season ... Played in all 13 games ... Team's second-leading rusher with 546 yards on 93 carries and two TD ... His 93 carries also were second on the squad ... Hauled in 11 passes for 37 yards ... Had 583 all-purpose yards (546 rush/37 receive) ... Made his collegiate debut in the season opener vs. Southeast Missouri ... Had seven rushes for 86 yards ... Logged a season-long 51-yard run vs. the Redhawks ... Followed that performance with 88 yards on 13 carries in a home win over Kansas ... Ran for a season-best 92 yards on 15 carries (6.1 ypc) vs. Tulsa ... Ran the ball a season-high 17 times vs. Cincinnati ... Rushed nine times for 79 yards (8.8 ypc) vs. USF ... Scored first collegiate TD on a three-yard scamper late in the third quarter in a home win over Bowling

2017 MEMPHIS TIGERS

Green ... Also had a seven-yard TD run at No. 24/25 Navy ... Grabbed a season-high three passes in a road win at Cincinnati ... Had a season-best 21 receiving yards vs. Kansas ... Recorded a season-high 109 all-purpose yards (88 rush/21 receive) vs. the Jayhawks ... Member of the 2016 Memphis offense that was second in program history for total yards (6,028), points (505) and total TD (57).

HIGH SCHOOL

Three-year varsity performer at Atasocita High School ... Started his final two seasons for the Eagles ... For his career, rushed for 2,139 yards on 322 carries and 29 TD ... Rushing averages were 97.2 yards per game and 6.6 yards per carry ... Had 31 catches for 328 yards and two scores for his career ... As a senior, helped lead the Eagles to a 12-2 record and the University Interscholastic League (UIL) Class 6A Region 2 championship game (fourth round of state playoffs) ... First team from Humble ISD to reach fourth round of Texas state playoffs since 1995 ... Earned All-District 16-6A first team honors ... As a senior, rushed for 1,431 yards on 214 carries with 20 TD ... Had eight 100-yard rushing games, including two 200-yard performances, in 2015 ... Had five multiple TD games ... In a Texas playoffs second-round win over Cedar Ridge, ran for a career-high 281 yards on 39 rushes and scored four TD (also a career best) ... Also had a career-high 293 all-purpose yards in that win (281 rushing, 12 receiving) ... As a junior in 2014, rushed for 708 yards on 108 carries and nine TD ... Had four 100-yard rushing games ... Ran for a season-best 146 yards on 15 carries in a regular-season victory over Klein Forest his junior campaign.

PERSONAL

Son of Patrick and Katie Taylor ... Has two sisters, Nadia and Nakia ... Nadia played college softball for the Texas Longhorns and now plays professionally for the Texas Charge of the National Pro Fastpitch (NPF) ... His dad, Patrick Sr., played football at Nicholls State .. Cousin, Coye Fairman, is a freshman wide receiver on the Memphis roster ... Management major.

TAYLOR'S CAREER RUSHING STATISTICS							
YR	G/S	NO	YDS	AVG/R	TDs	LG	AVG/G
2016	13/0	93	546	5.9	2	51	42.0

TAYLOR'S CAREER RECEIVING STATISTICS								
YR	G/S	NO	YDS	AVG/C	TDs	LG	REC/G	AVG/G
2016	13/0	11	37	3.3	0	17	0.8	2.8

TAYLOR'S CAREER HIGHS	
Rush Attempts	17 at Cincinnati, Nov 18, 2016
Rush Yards	92 vs Tulsa, Oct 29, 2016
Long Rush	51 vs SEMO, Sep 3, 2016
Receptions	3 at Cincinnati, Nov 18, 2016
Receiving Yards	21 vs Kansas, Sep 17, 2016
All-Purpose Yards	109 vs Kansas, Sep 17, 2016

TAYLOR'S GAME-BY-GAME RUSHING						
Date	Opponent	No	Yds	Avg	TDs	LG
9/3/16	SEMO	7	86	12.3	0	51
9/17/16	Kansas	13	88	6.8	0	32
9/24/16	Bowling Green	5	45	9.0	1	38
10/1/16	at Ole Miss	5	20	4.0	0	11
10/6/16	Temple	0	0	0.0	0	0

TAYLOR'S GAME-BY-GAME RUSHING						
Date	Opponent	No	Yds	Avg	TDs	LG
10/14/16	at Tulane	5	3	0.6	0	0.6
10/22/16	at Navy	4	18	4.5	1	7
10/29/16	Tulsa	15	92	6.1	0	43
11/5/16	at SMU	3	7	2.3	0	3
11/12/16	USF	9	79	8.8	0	35
11/18/16	at Cincinnati	17	38	2.2	0	8
11/25/16	Houston	7	36	5.1	0	11
12/20/16	vs WKU	3	34	11.3	0	23

TAYLOR'S GAME-BY-GAME RECEIVING						
Date	Opponent	No	Yds	Avg	TDs	LG
9/3/16	SEMO	0	0	0	0	0
9/17/16	Kansas	2	21	10.5	0	17
9/24/16	Bowling Green	0	0	0.0	0	0
10/1/16	at Ole Miss	0	0	0.0	0	0
10/6/16	Temple	0	0	0.0	0	0
10/14/16	at Tulane	1	0	0.0	0	0
10/22/16	at Navy	1	5	5.0	0	5
10/29/16	Tulsa	0	0	0.0	0	0
11/5/16	at SMU	2	-7	-3.5	0	0
11/12/16	USF	1	2	2.0	0	2
11/18/16	at Cincinnati	3	13	4.3	0	7
11/25/16	Houston	0	0	0.0	0	0
12/20/16	vs WKU	1	3	3.0	0	3



#56

LINEBACKER

FRED WALLS

R-SOPHOMORE • TR

6-2 • 230

OLIVE BRANCH, MISS./OLIVE BRANCH HS
EAST MISSISSIPPI CC

MAJOR: UNDECLARED

2016 (SOPHOMORE)

Redshirted the 2016 season and has three years of eligibility remaining heading into 2017.

2015 (FRESHMAN)


Played his freshman year at East Mississippi CC ... Appeared in seven games and finished with four tackles, all coming in a win over Coahoma CC.

HIGH SCHOOL

Played all four years on the Olive Branch varsity squad ... Saw action in 34 career games ... Logged 294 career hits (70-224), 13.5 TFL, five sacks, 11 QB hurries, 10 PBU, two forced fumbles and two fumble recoveries ... Credited with over 100 total tackles his sophomore (107) and junior (119) seasons ... Had eight TFL and four sacks his sophomore campaign ... Helped lead the Conquistadors to a 2012 Mississippi High School Athletic Association (MHSAA) Class 6A state playoffs appearance ... Squad reached the state quarterfinal round ... Olive Branch finished 2012 with an 11-2 record ... Following his senior campaign in 2014, played in the Mississippi-Alabama All-Star Game ... Two-time Mississippi High School Football Coaches Association Class 6A All-State second team honoree in 2013 (junior) and 2014 (senior) ... Also 2014 Clarion Ledger Best of MSPreps honorable mention as a senior ... Rated the No.2 outside linebacker in the state of Mississippi by Scout.com

PERSONAL

Son of Fred and Barbara Lyons ... Birthday is October 10 ... Undeclared major.

	#30	LINEBACKER
	SHAREEF WHITE	
	SENIOR • 3L	
	6-1 • 235	
GRENADE, MISS.		
GRENADE HS		
MAJOR: PROFESSIONAL STUDIES		

CAREER

Has played in 36 games, making 10 starts ... Has logged 118 total tackles (92-26) ... Also had seven TFL, two PBU, two forced fumbles, one sack, one interception and one QB hurry ... Has 23 multi-tackle games.

HONORS (ACADEMIC/ATHLETIC)

Earned Tiger 3.0 distinction for the 2014 fall semester.

2016 (JUNIOR)

Played in 10 games ... Missed three contests as a result of a leg injury ... Made five starts at linebacker ... Team's ninth-leading tackler with 38 total hits (28-10) ... Logged one interception, one PBU, one QB hurry and one forced fumble ... Had eight multi-tackle performances ... Posted a season-best seven total tackles in wins over Kansas (7-0) and Cincinnati (3-4) ... The seven solo stops vs. the Jayhawks were a season high ... Also had six total tackles vs. Ole Miss (4-2) and Temple (5-1) ... Missed three of four games in the middle of the season as a result of a leg injury (Tulane, Tulsa, SMU) ... Logged forced fumble and first collegiate interception in the home win over Kansas ... His forced fumble ended a Kansas scoring drive in the first quarter ... Caused the fumble at the Memphis 21-yard line and Jonathan Cook scooped up the loose ball and returned it 50 yards to Kansas 29-yard line ... The Tigers scored a FG off the fumble for a 13-0 lead ... His interception ended the Jayhawks' final deep scoring threat in the fourth quarter ... Picked the pass off at the Memphis 11-yard line ... Credited with first collegiate QB hurry vs. Ole Miss.

2015 (SOPHOMORE)

Played in all 13 games ... Made five starts ... Three starts were at MLB and the other two were at WLB ... Tied as squad's second-leading tackler with 63 total stops (51 solo/12 assists) ... His 51 solo hits tied for team honors ... Tied for team lead in TFL with seven (23 yards) ... His 23 TFL yards were third on the squad ... Also had one sack (10 yards) and one forced fumble ... Logged 11 multi-tackle games ... Had at least one tackle in 12 contests ... Seven games with five or more stops ... Received first collegiate start in the season-opening win over Missouri State ... Posted his first collegiate TFL vs. Kansas ... Overall, recorded seven total tackles (6-1) and two TFL in a win over the Jayhawks ... The first of his two TFL vs. Kansas was mid-way through the first quarter and Memphis trailing 10-7 ... Tackled the Jayhawks' runner for a loss of three yards,

and three plays later, Kansas punted ... On the ensuing possession, the Tigers scored a FG to tie the game at 10-all ... Followed Kansas game with six-straight contests of four-plus total tackles ... The four-tackle streak included games vs. Bowling Green (5), Cincinnati (5), USF (4), Ole Miss (4), Tulsa (5) and Tulane (5) ... During that same six-game stretch, had TFL vs. Bowling Green (1-5 yards), Cincinnati (1-2 yards), Tulsa (1-10 yards) and Tulane (1-1 yard) ... One of his tackles at Bowling Green helped preserve the win ... Trailing 44-41 with under three minutes to play, the Falcons faced a 2nd-and-16 from their own 35 ... His five-yard TFL on that play forced a long third-down situation that Bowling Green didn't convert ... The Falcons' last drive ended on downs with 1:32 left ... The TFL in a win at Tulsa was his first collegiate sack (10 yards) ... The 10 yards were a career best for TFL/sack yardage ... His sack came in the fourth quarter with Memphis leading 59-42, but the Golden Hurricane attempting to pull within striking distance ... The sack pushed Tulsa back to its own 23 ... Two plays later, the Memphis defense forced a fumble and set up the Tigers offense with a short field ... Four plays after the fumble recovery, Memphis scored a TD to put the game out of reach ... In the regular-season home finale vs. SMU, logged his first collegiate forced fumble ... Also had five total tackles (4-1) in a win over the Mustangs ... His forced fumble was early in the first quarter ... Shattered his previous career bests for total tackles and solo stops vs. Auburn in the Birmingham Bowl ... Registered career highs for total hits (17) and unassisted tackles (14) and tied a career best with three assists vs. Auburn ... Also had one TFL (1 yard) ... His 17 total tackles are just outside the top-10 for most tackles in a game (No. 10 is 18 tackles) ... His 14 solo stops tied for the fifth-most for a game in program history ... The 17-tackle performance was the first double-digit hits game of his career.

2014 (FRESHMAN)

Saw action in all 13 games ... Notched 19 total tackles (13 unassisted/6 assists) stops ... In addition to playing on defense, part of a special teams unit that ranked 17th nationally kick return defense (18.2 yards per return) ... Member of the Tigers defense which ranked 11th nationally in scoring defense (19.5 ppg) ... Memphis also ranked nationally in pass efficiency defense (8th; 106.31), rushing defense (19th; 121.5 ypg) and red zone defense (3rd; .688) ... Helped lead Memphis to the American Athletic Conference crown, the program's first league title since 1971 ... The Tigers also won the Miami Beach Bowl title with a thrilling 55-48 double-overtime win over BYU ... Played in first collegiate game in the season-opening win over Austin Peay ... Had a season-high four total tackles (1-3) vs. the Governors ... The three assists were a career best ... One of his tackles came on a kick return and the other three stops were credited on defense ... Both tackles in a win at Cincinnati were on kick returns ... Had three solo tackles in a home victory over Tulsa ... Posted season highs for total tackles (6) and solo hits (6) in a win at Tulane ... Had one solo stop vs. BYU in the Miami Beach

2017 MEMPHIS TIGERS

Bowl ... Stopped the BYU kick returner for a 17-yard run to the Cougars' 18-yard line following the Tigers' first TD.

HIGH SCHOOL

Played at Grenada High School for head coach Ashley Kuhn ... One of the top collegiate prospects out of the Magnolia state in 2013 ... Four-year performer for the Chargers ... Credited with 312 total tackles (257 solo/55 assists) for his prep career ... As a senior in 2013, had 81 total tackles (74 solo/7 assists) ... Recorded a season-high 16 tackles in a win over Greenville-Weston ... Posted two other double-digit tackle games vs. Horn Lake (10) and Hernando (11) ... Logged seven tackles and one interception vs. DeSoto Central ... Helped lead the Chargers to a 9-3 overall record and a Mississippi High School Athletic Association (MHSAA) Class 6A state playoffs appearance ... A 2013 Mississippi High School Football Coaches Association (MHSCA) All-State first team pick ... Also earned 2013 *Clarion Ledger* All-State second team accolades ... Following his senior campaign, played in the Mississippi-Alabama All-Star Game ... As a junior in 2012, had 110 total tackles (87 solo/23 assists) ... Also earned all-state recognition his junior campaign.

PERSONAL

Son of Sherryce White ... Born October 12 ... Has an older sister, Symone Murphy, and a younger sister, Lauren Hervey ... Professional studies major.

WHITE'S CAREER DEFENSIVE STATISTICS

YR	G/S	UT	AT	TOT	PD	FR	FF	TFL	SK	INT	QBH
2014	13/0	13	4	17	1	0-0	0	0-0	0-0	0-0	0
2015	13/5	51	12	63	0	0-0	1	7-23	1-10	0-0	0
2016	10/5	28	10	38	1	0-0	1	0-0	0-0	1-0	1
Total	35/11	92	26	118	1	0-0	2	7-23	1-10	1-0	1

WHITE'S CAREER HIGHS

Tackles	17, vs Auburn, Dec 30, 2015
Tackles for Loss	2, at Kansas, Sep 12, 2015
Pass Break Ups	1 (2x) last vs Temple, Oct 6, 2016
QB Hurries	1 at Ole Miss, Oct 1, 2016
Sacks	1, at Tulsa, Oct 23, 2015
Interceptions	1 vs Kansas, Sep 7, 2016
Forced Fumbles	1 (2x) vs Kansas, Sep 7, 2016

WHITE'S GAME-BY-GAME DEFENSE

Date	Opponent	UT	AT	TT	TFL	SK	FF	PB	INT	QBH
8/30/14	Austin Peay	1	3	4	0-0	0-0	0	0	0-0	0
9/6/14	at UCLA	0	0	0	0-0	0-0	0	0	0-0	0
9/20/14	MTSU	0	1	1	0-0	0-0	0	0	0-0	0
9/27/14	at Ole Miss	0	0	0	0-0	0-0	0	0	0-0	0
10/4/14	at Cincinnati	1	1	2	0-0	0-0	0	0	0-0	0
10/11/14	Houston	1	0	1	0-0	0-0	0	0	0-0	0
10/25/14	at SMU	0	1	1	0-0	0-0	0	0	0-0	0
10/31/14	Tulsa	3	0	3	0-0	0-0	0	0	0-0	0
11/7/14	at Temple	0	0	0	0-0	0-0	0	0	0-0	0
11/15/14	at Tulane	6	0	6	0-0	0-0	0	1	0-0	0
11/22/14	USF	0	0	0	0-0	0-0	0	0	0-0	0
11/29/14	UConn	0	0	0	0-0	0-0	0	0	0-0	0
12/22/14	vs BYU	1	0	1	0-0	0-0	0	0	0-0	0
9/5/15*	Missouri St	0	0	0	0-0	0-0	0	0	0-0	0
9/12/15*	at Kansas	6	1	7	2-4	0-0	0	0	0-0	0
9/19/15	at BGSU	4	1	5	1-5	0-0	0	0	0-0	0
9/24/15	Cincinnati	4	1	5	1-2	0-0	0	0	0-0	0
10/2/15	at USF	4	0	4	0-0	0-0	0	0	0-0	0
10/17/15	Ole Miss	4	0	4	0-0	0-0	0	0	0-0	0
10/23/15	at Tulsa	5	0	5	1-10	1-10	0	0	0-0	0
10/31/15*	Tulane	4	1	5	1-1	0-0	0	0	0-0	0
11/7/15	Navy	1	1	2	0-0	0-0	0	0	0-0	0
11/14/15	at Houston	0	1	1	0-0	0-0	0	0	0-0	0

WHITE'S GAME-BY-GAME DEFENSE

Date	Opponent	UT	AT	TT	TFL	SK	FF	PB	INT	QBH	
11/21/15	at Temple	1	2	3	0-0	0-0	0	0	0-0	0	
11/28/15*	SMU	4	1	5	0-0	0-0	1	0	0-0	0	
12/30/15*	vs Auburn	14	3	17	1-1	0-0	0	0	0-0	0	
9/3/16*	SEMO	2	0	2	0-0	0-0	0	0	0-0	0	
9/17/16*	Kansas	7	0	7	0-0	0-0	1	0	1-0	0	
9/24/16*	BGSU	3	1	4	0-0	0-0	0	0	0-0	0	
10/1/16*	at Ole Miss	4	2	6	0-0	0-0	0	0	0-0	1	
10/6/16*	Temple	5	1	6	0-0	0-0	0	1	0-0	0	
10/14/16	at Tulane	Did Not Play									
10/22/16	at Navy	0	1	1	0-0	0-0	0	0	0-0	0	
10/29/16	Tulsa	Did Not Play									
11/5/16	at SMU	Did Not Play									
11/12/16	USF	3	0	3	0-0	0-0	0	0	0-0	0	
11/18/16	at Cincinnati	3	4	7	0-0	0-0	0	0	0-0	0	
11/25/16	Houston	3	1	4	0-0	0-0	0	0	0-0	0	
12/20/16	vs WKU	0	0	0	0-0	0-0	0	0	0-0	0	

#9
WIDE RECEIVER

JOHN 'POP' WILLIAMS

SOPHOMORE • 1L

5-9 • 165

DESTREHAN, LA.

DESTREHAN HS

MAJOR: ECONOMICS

CAREER

Has played in 13 games ... Has seven catches for 79 yards ... Also has four punt returns for 69 yards.

2016 (FRESHMAN)

Saw action in all 13 games ... Made seven catches for 79 yards ... Also had four punt returns for 69 yards ... Posted two multi-reception games ... Multi-catch games came vs. Tulane (2-8 yards) and Western Kentucky (2-23 yards) ... The two receptions in each game were a season high ... Caught first collegiate pass in his collegiate debut in the season-opening win over Southeast Missouri ... Catch was a 13-yarder from Riley Ferguson that moved the Tigers to the Southeast Missouri 15-yard line on Memphis' first drive of the season ... Two plays later, Memphis scored its first TD of the 2016 season ... Also had first collegiate punt return vs. the Redhawks (4 yards) ... Had a season-long 20-yard reception in a road win at SMU ... Reception came in third quarter on a Memphis scoring drive that gave the Tigers a 48-7 lead ... Catch moved Memphis from the SMU 32-yard line to the Mustangs 12 ... Had a season-long 31-yard punt return in a home win over Kansas ... His punt return set up a short field for the Tigers offense, starting at the Kansas 29-yard line ... Five plays later, Memphis scored a TD for a 26-7 lead ... Also had a 30-yard punt return in a road win at Cincinnati ... His punt return set up the Memphis offense at the Bearcats 37-yard line in the third quarter ... Five plays later, the Tigers scored for a 34-0 lead ... Had a season-high 23 receiving yards vs. Western Kentucky in the Boca Raton Bowl.

HIGH SCHOOL

Three-year varsity performer for the Destrehan High School Wildcats ... Starred at wide receiver and also played a big role in the return game ... Member of Wildcats squads that posted 37 victories, nine

postseason wins, three district titles and one state championship game appearance ... Helped extend a regular-season win streak to 29 games ... Squad won three-straight Louisiana District 7-5A titles from 2013-15 ... As a senior, earned 2015 Louisiana Sports Writers Association (LSWA) All-State honorable mention honors ... Helped lead the Wildcats to an 11-1 record in 2015 ... Had six catches for 125 yards and four touchdowns in a regional/second-round playoffs victory over Barbe ... In final prep game, had 131 receiving yards and two TD in a 2015 Louisiana High School Athletic Association (LHSAA) Class 5A state playoffs quarterfinal loss ... Helped Destrehan High School to a 14-1 record and a LHSAA Class 5A state championship game appearance in 2014 ... Team's second-leading receiver with 38 catches for 584 yards and seven TD his junior season.

PERSONAL

Son of John and Angela Williams ... Born March 20 ... Business economics major.

WILLIAMS' CAREER RECEIVING STATISTICS

YR	G/S	NO	YDS	AVG/C	TDS	LG	REC/G	AVG/G
2016	13/0	7	79	11.3	0	20	0.5	6.1

WILLIAMS' CAREER PUNT RETURN STATISTICS

YR	G/S	NO	YDS	TDS	LG	AVG/R	AVG/G
2016	13/0	4	69	0	31	17.3	5.3

WILLIAMS' CAREER HIGHS

Points Scored	-
Touchdowns	-
Receptions	1 (3x) last at SMU, Nov 5, 2016
Receiving Yards	20 at SMU, Nov 5, 2016
Long Reception	20 at SMU, Nov 5, 2016
Punt Returns	1 (4x) last at Cincinnati, Nov 18, 2016
Punt Return Yards	31 vs Kansas, Sep 17, 2016
Long Punt Return	31 vs Kansas, Sep 17, 2016

WILLIAMS' GAME-BY-GAME RECEIVING

Date	Opponent	No	Yds	Avg	TDs	LG
9/3/16	SEMO	1	13	13	0	13
9/17/16	Kansas	0	0	0	0	0
9/24/16	Bowling Green	1	15	15	0	15
10/1/16	at Ole Miss	0	0	0	0	0
10/6/16	Temple	0	0	0	0	0
10/14/16	at Tulane	2	8	4.0	0	7
10/22/16	at Navy	0	0	0.0	0	0
10/29/16	Tulsa	0	0	0.0	0	0
11/5/16	at SMU	1	20	20.0	0	20
11/18/16	at Cincinnati	0	0	0.0	0	0
11/25/16	Houston	0	0	0.0	0	0

WILLIAMS' GAME-BY-GAME PUNT RETURN

Date	Opponent	No	Yds	Avg	TDs	LG
9/3/16	SEMO	1	4	4.0	0	4
9/17/16	Kansas	1	31	31.0	0	31
9/24/16	Bowling Green	1	4	4.0	0	4
11/18/16	at Cincinnati	1	30	30.0	0	30



#38

DEFENSIVE LINE

JONATHAN WILSON

SOPHOMORE • 1L

6-3 • 265

PORT SULPHUR, LA.

SOUTH PLAQUEMINES HS

MAJOR: HEALTH STUDIES

CAREER

Has played in 13 games, making eight starts ... Has 30 total tackles (20-10), six TFL (26 yards), three sacks (20 yards), two PBU, two QB hurries and one interception (61 yards; TD).

2016 (FRESHMAN)

Saw action in all 13 games ... Made eight starts ... Credited with 30 total tackles (20-10), six TFL (26 yards), three sacks (20 yards), two PBU, two QB hurries and one interception (61 yards; TD) ... Posted six multi-tackle games ... His six TFL were fourth-most on the squad and his three sacks were third-most ... Logged a season-high six total tackles (3-3) vs. No. 24/25 Navy ... The three solo hits tied a season best ... Had one TFL vs. the Midshipmen ... Had first collegiate tackle, an assist, in a home win over Kansas ... Picked off his first collegiate pass vs. the Jayhawks ... Returned the interception 61 yards for a TD late in the second quarter to give the Tigers a 33-7 lead ... Recorded first collegiate TFL (5 yards) and sack (5 yards) vs. Ole Miss ... Also posted first collegiate PBU vs. the Rebels ... Had two total tackles (2-0), one TFL (10 yards), one sack (10 yards), one PBU and one QB hurry in a home win over Temple ... Sack vs. the Owls came late in the third quarter and pushed Temple back to its own 15-yard line ... On the next play, Genard Avery intercepted an Owls' pass and returned it 23 yards for a TD to put Memphis ahead for good at 20-13 ... Had four total tackles vs. Tulane (3-1), Tulsa (3-1) and Cincinnati (2-2) ... Also logged one TFL (5 yards) and sacks (5 yards) vs. the Bearcats ... Saw first collegiate action in the season opener vs. Southeast Missouri ... Credited with first collegiate QB hurry vs. the Redhawks ... Member of the defense that ranked nationally in caused turnovers (5th; 29 total), fumble recoveries (6th; 13) and turnover margin (18th; +8)..

HIGH SCHOOL

Played defensive end and tackle for head coach Stephen Weins at South Plaquemines High School ... Two-time all-district performer as a junior and senior and honorable mention all-state selection as a senior ... Helped lead the Canes to an 8-5 overall record and a second-round appearance in the state playoffs his senior season ... In his final prep campaign, accounted for 32 total tackles, eight TFL, four sacks, two fumble recoveries and three forced fumbles ... As a junior, earned All-District 8-2A honors at both offensive tackle and defensive end and Class 2A All-State honorable mention recognition at defensive end ... Also competed for the Canes track and field and wrestling teams ... For track and field, ran the

2017 MEMPHIS TIGERS

200 meters and threw the shot put ... On the mat, compiled a 35-5 overall record and finished third in the state as a senior.

PERSONAL

Son of Idge and Jonathan Wilson, Sr ... Birthday is March 26 ... Health studies major ... Brother, Sean, is a senior defensive tackle at Tulane.

WILSON'S CAREER DEFENSIVE STATISTICS

YR	G/S	UT	AT	TOT	PD	FR	FF	TFL	SK	INT	QBH
2016	13/8	20	10	30	2	0-0	0	6-26	3-20	1-61	2

WILSON'S CAREER HIGHS

Tackles	6 at Navy, Oct 22, 2016
Quarterback Hurries	1 (2x) last vs Temple, Oct 6, 2016
Interception	1 vs Kansas, Sep 17, 2016
Int Return Yds	61 vs Kansas, Sep 17, 2016
Touchdowns	1 vs Kansas, Sep 17, 2016
Pass Breakups	1 vs. Temple, Oct 6, 2016
Sacks	1 (2x) last at Cincinnati, Nov 18, 2016
Tackles for Loss	1 (4x) last vs Houston, Nov 25, 2016

WILSON'S GAME-BY-GAME DEFENSE

Date	Opponent	UT	AT	TT	TFL	SK	FF	PB	INT	QBH
9/3/16	SEMO	0	0	0	0	0	0	0	0	1
9/17/16	Kansas	0	1	1	0	0	0	0	1-61	0
9/24/16	BGSU	0	0	0	0	0	0	0	0-0	0
10/1/16	at Ole Miss	1	0	1	1-5	1-5	0	1	0	0
10/6/16	Temple	2	0	2	1-10	1-10	0	1	0-0	1
10/14/16	at Tulane	3	1	4	0-0	0-0	0	0	0-0	0
10/22/16	at Navy	3	3	6	1-4	0-0	0	0	0-0	0
10/29/16	Tulsa	3	1	4	0-0	0-0	0	0	0-0	0
11/5/16	at SMU	1	0	1	0-0	0-0	0	0	0-0	0
11/12/16	USF	1	0	1	1-1	0-0	0	0	0-0	0
11/18/16	at Cincinnati	2	2	4	1-5	1-5	0	0	0-0	0
11/25/16	Houston	3	0	3	1-1	0-0	0	0	0-0	0
12/2/16	vs WKU	1	2	3	0-0	0-0	0	0	0-0	0



#53

OFFENSIVE LINE

DUSTIN WOODARD

SOPHOMORE • 1L

6-2 • 285

CHANDLER, ARIZ.

CHANDLER HS

MAJOR: ACCOUNTING

✓ 247Sports True Freshman All-America Team (2016)

CAREER

Has seen action in 13 games, making 11 starts ... Has played 840 snaps ... Member of the 2016 Memphis offense that was second in program history for total yards (6,028), points (505) and total TD (57).

2016 (FRESHMAN)

Played in all 13 games, including the Boca Raton Bowl ... Made 11 starts ... Quickly moved into a starting position on the offensive line in the third game of the season ... Saw action on 840-of-964 snaps (.871) ... Played every snap in the season's final nine contests, including the bowl game ... In those nine games, saw action on 664-consecutive snaps ... Played and started at left guard most of the season ... In two contests, split time at left guard and center (Bowling Green, SMU) ... Saw playing time in the season's first two games vs. Southeast Missouri (25 snaps) and Kansas (42) ... Received first collegiate start

in a home win over Bowling Green and played 53 snaps ... Started at Ole Miss and played 60 snaps ... Began consecutive-snaps played streak in a home win over Temple ... Played a season-high 82 snaps vs. Tulsa ... Also played over 80 snaps vs. USF (81) and Western Kentucky (81) ... Member of the 2016 Memphis offense that was second in program history for total yards (6,028), points (505) and total TD (57).

HIGH SCHOOL

Two-year varsity starter on the offensive line for Chandler High School ... Helped lead the Wolves to an 11-2 record and an Arizona Division I state playoff semifinal appearance ... Recipient of the 2015 Frank Kush Award, given annually to the top Arizona high school senior offensive down lineman ... Earned 2015 American Family Insurance All-USA Arizona team accolades (regardless of division) ... Also named All-Arizona Division I first team ... Received all-section recognition ... Named to the 2015 All-East Valley Tribune first team ... Member of the Chandler offensive line that was honored as the 2015 ArizonaVarsity.com Team Offensive Line of the Year ... Recipient of the 2015 Great American Rivalry Series Scholar-Athlete award ... Carried a 4.0 grade-point average ... Member of the Wolves squad that won the 2014 Arizona Division I state championship ... Team finished 2014 with a 13-1 record.

PERSONAL

Birthday is March 8 ...Accounting major.

WOODARD'S CAREER OFFENSIVE LINE STATISTICS


YR	GAMES/STARTS	PLAYS/TOTAL TEAM PLAYS
2016	13/11	840/964

WOODARD'S CAREER HIGHS

Offensive Plays	82 vs Tulsa, Oct 29, 2016
-----------------	---------------------------

WOODARD'S GAME-BY-GAME OFFENSIVE LINE

Date	Opponent	Position - Plays
9/3/16	SEMO	Left Guard - 25/73
9/17/16	Kansas	Left Guard - 42/72
9/24/16*	Bowling Green	Left Guard/Center - 53/77
10/1/16*	at Ole Miss	Left Guard - 60/78
10/6/16*	Temple	Left Guard - 58/58
10/14/16*	at Tulane	Left Guard - 67/67
10/22/16*	at Navy	Left Guard - 71/71
10/29/16*	Tulsa	Left Guard - 82/82
11/5/16*	at SMU	Left Guard/Center - 72/72
11/12/16*	USF	Left Guard - 81/81
11/18/16*	at Cincinnati	Left Guard - 73/73
11/25/16*	Houston	Left Guard - 79/79
12/20/16*	vs WKU	Left Guard - 81/81



#31 **RUNNING BACK**

ANTHONY YOUNG

SENIOR • 3L
6-0 • 200

MEMPHIS, TENN.
WHITE STATION HS

MAJOR: BIOLOGICAL SCIENCES

CAREER

For his final collegiate season, moving to running back from defensive back ... Has played in 10 games ... Has logged eight total tackles, all solo stops.

HONORS (ACADEMIC/ATHLETIC)

Earned Tiger 3.0 Club honors for the 2013 fall and 2014 spring semesters ... Named to the 2013-14 American Athletic Conference All-Academic Team.

2016 (JUNIOR)

Played in two games ... Credited with two solo stops ... Game action came in contests against Southeast Missouri and Bowling Green ... Both solo tackles came in the home win over Bowling Green ... His two solo stops tied career highs for total tackles and solo hits ... Member of the 2016 squad that went 8-5 and played in the Boca Raton Bowl.

2015 (SOPHOMORE)

Saw action in only one game ... Logged one solo hit ... Lone game played was Memphis' road win at USF ... Had one unassisted tackle vs. the Bulls ... His tackle came early in the second quarter vs. the Bulls ... Member of the 2015 squad that went 9-4 and played in the Birmingham Bowl.

2014 (REDSHIRT FRESHMAN)

Played in seven games ... Had five tackles, all solo stops ... First collegiate game action was in the season-opening victory over Austin Peay ... Registered career bests for total tackles (2) and solo tackles (2) vs. the Governors ... First collegiate tackle came on a Governors kickoff return early in the second quarter ... His stop limited the return to 11 yards from the goal line ... His second tackle vs. Austin Peay was late in the third quarter on a third-down stop for no gain ... Logged third stop of the season in a home win over Middle Tennessee ... Tackle was for no gain on a punt return vs. the Blue Raiders ... Tied a career high for total tackles (2) and solo hits (2) in a road win at Tulane ... Both tackles were on a Tulane series midway through the fourth quarter.

2013 (FRESHMAN)

Redshirted.

HIGH SCHOOL

Played at White Station High School for head coach Devin Rutherford ... Two-way performer for the Spartans ... One of top performances his senior season was an 11-carry, 72-yard game in a 20-0 shutout of Briarcrest Christian School ... 2012 honors included: *Commercial Appeal* All-District 16-AAA first team (safety) and All-Region 3-8A ... Also a track and field standout at White

Station High School ... Helped lead the Spartans to the 2013 Tennessee Secondary School Athletic Association (TSSAA) Class AAA state championship his senior season ... The 2013 crown was the school's first boys track and field state title ... Won gold with a first-place finish in the 300-meter hurdles at the 2013 state meet ... Named to 2013 *Commercial Appeal* Best of the Preps All-Metro Class AAA Track and Field Team ... One of five finalists for the 2013 *Commercial Appeal* Best of the Preps Track and Field Athlete of the Year ... Earned Class AAA Section 4 track and field meet MVP honors ... Swept the 110-meter (14.61) and 300-meter hurdles (33.65) at the sectional ... Selected to 2012 *The Commercial Appeal* All-Metro Team in track and field as a junior ... Held two Spartans track and field records in the hurdles: 15.22 in the 100-meter hurdles at the 2010 Memphis Interscholastic Athletic Association (MIAA) City Championships and 8.57 in the 60-meter hurdles at the KTC Indoor Classic ... Also holds White Station High School's Decathlon Variant record with 5,364 points scored at the TSSAA Class AAA Section 4 pentathlon/decathlon event ... As a junior, placed second in three events at the TSSAA state meet (300m hurdles, 4x100m and 4x200m relays).

PERSONAL

Son of Tamera Young and Anthony Haley ... Born October 6 ... Has three younger siblings: Bryan and twins Addison and Allison ... Biological sciences major.

YOUNG'S CAREER DEFENSIVE STATISTICS

YR	G/S	UT	AT	TOT	PD	FR	FF	TFL	SK	INT
2014	7/0	5	0	5	0	0-0	0	0-0	0-0	0-0
2015	1/0	1	0	1	0	0-0	0	0-0	0-0	0-0
2016	2/0	2	0	2	0	0-0	0	0-0	0-0	0-0
Total	10/0	8	0	8	0	0-0	0	0-0	0-0	0-0

YOUNG'S CAREER HIGHS

Tackles	2 (3x), vs Bowling Green, Sep 24, 2016
---------	--

YOUNG'S GAME-BY-GAME DEFENSE

Date	Opponent	UT	AT	TT	TFL	SK	FF	PB	INT
8/30/14	Austin Peay	2	0	2	0-0	0-0	0	0	0-0
9/6/14	UCLA	0	0	0	0-0	0-0	0	0	0-0
9/20/14	MTSU	1	0	1	0-0	0-0	0	0	0-0
9/27/14	Ole Miss	0	0	0	0-0	0-0	0	0	0-0
10/4/14	Cincinnati				Did Not Play				
10/11/14	Houston				Did Not Play				
10/25/14	SMU				Did Not Play				
11/7/14	Temple				Did Not Play				
11/15/14	Tulane	2	0	2	0-0	0-0	0	0	0-0
11/22/14	USF				Did Not Play				
11/29/14	UConn	0	0	0	0-0	0-0	0	0	0-0
12/22/14	BYU	0	0	0	0-0	0-0	0	0	0-0
9/5/15	Missouri St				Did Not Play				
9/12/15	at Kansas				Did Not Play				
9/19/15	at BGSU				Did Not Play				
9/24/15	Cincinnati				Did Not Play				
10/2/15	at USF	1	0	1	0-0	0-0	0	0	0-0
10/17/15	Ole Miss				Did Not Play				
10/23/15	at Tulsa				Did Not Play				
10/31/15	Tulane				Did Not Play				
11/7/15	Navy				Did Not Play				
11/14/15	at Houston				Did Not Play				
11/21/15	at Temple				Did Not Play				
11/28/15	SMU				Did Not Play				
12/30/15	vs Auburn				Did Not Play				
9/3/16	SEMO	0	0	0	0	0	0	0	0
9/24/16	Bowling Green	2	0	2	0-0	0-0	0	0	0-0

2017 NEWCOMERS

	#63	OFFENSIVE LINE
	RYAN YOUNG	
	R-FRESHMAN • RS	
	6-3 • 265	
MEMPHIS, TENN.		
ST. GEORGE'S		
MAJOR: ARCHITECTURE		

2016 (FRESHMAN)


Redshirted the 2016 season and has four years of eligibility remaining heading into 2017.

HIGH SCHOOL

Played both offensive and defensive line at St. George's under coach David Carter ... Helped his 2015 team to a state championship and to a state runner-up finish in 2013 ... Named all-region his sophomore through senior seasons.

PERSONAL

Son of Shane and Tina Young ... Has one older brother, Robby, who played at Memphis from 2013-16 and graduated in May of 2017 ... Also has two sisters, Rachel and Ragan ... His father played baseball at then-Memphis State and followed college with a Major League Baseball career (New York Mets, California Angels) ... Birthday is May 15 ... Architecture major.

	#15	QUARTERBACK
	CONNOR ADAIR	
	FRESHMAN • HS	
	6-4 • 200	
TRUSSVILLE, ALA.		
HEWITT-TRUSSVILLE HS		
MAJOR: BUSINESS ECONOMICS		

HIGH SCHOOL

Played final season of prep football at Hewitt-Trussville High School ... Before his one season at Hewitt-Trussville, played at Mountain Brook High School ... Both schools are located in the Birmingham, Ala., area ... Three-year varsity performer ... Career stats included: 267-of-425 passing (62.8 percent), 3,518 yards and 38 TD ... In his one season at Hewitt-Trussville, passed for 2,739 yards and 30 TD (only five INT) ... Completed 69 percent of his passes (198-of-288) ... Had a QB rating of 126.5 ... Also ran for two TD ... Named to the 2016 Alabama Sports Writers Association (ASWA) Class 7A All-State second team ... Also selected to AL.com's 2016 All-Birmingham first team ... Earned Trussville Tribune Offensive Player of the Year honors ... Helped lead the Huskies to the 2016 Alabama High School Athletic Association (AHSAA) Class 7A state playoffs quarterfinal round ... Team finished with an 11-1 overall record and a 7-0 Class 7A Region 4 record ... The Huskies won the program's first region title since 2008 ... In his two varsity seasons at Mountain Brook High School, passed for 779 yards and eight TD.

PERSONAL

Son of Randi and Candi Adair ... Birthday is March 24... Economics major.

	#41	DEFENSIVE BACK
	SANCHEZ BLAKE JR.	
	FRESHMAN • HS	
	6-0 • 205	
OLIVE BRANCH, MISS.		
OLIVE BRANCH HS		
MAJOR: UNDECLARED		

SPRING 2017


Member of the 2017 signing class ... Joined the Memphis program in January of 2017 ... Participated in spring practices.

HIGH SCHOOL

Four-year varsity performer for Olive Branch High School, starting the last three seasons ... Career stats included: 233 total tackles (96 solo), 13.5 TFL, three INT, 19 PBU ... Also saw time on the Conquistadors special teams/returns ... Rated among the top-50 players in the state of Mississippi by 247Sports.com (No. 47) ... As a senior in 2015, registered 110 total tackles (41 solos), 3.5 TFL, two INT, one blocked punt and one blocked field goal ... 2015 honors included: Clarion-Ledger MS Preps All-State first team, USA Today American Family Insurance ALL-USA Mississippi second team defense, Mississippi High School Athletic Association (MHSAA) Class 6A All-State first team (CB) by the Mississippi Association of Coaches (MAC), Commercial Appeal Best of the Preps All-Metro Team (Mississippi/Arkansas) and Mississippi-Alabama All-Star Game ... After 2015 campaign, also named among the state of Mississippi's top50 prospects by 3rdand57.com (No. 43) ... As a junior, named to the 2014 Commercial Appeal's Best of the Preps All-Metro Team (Mississippi/Arkansas).

PERSONAL

Son of Stephanie and Sanchez Blake ... Birthday is July 20 ... Undeclared major.

	#58	LONG SNAPPER
	PRESTON BRADY	
	FRESHMAN • HS	
	6-0 • 215	
CORDOVA, TENN.		
EVANGELICAL CHRISTIAN SCHOOL		
MAJOR: BUSINESS ECONOMICS		

HIGH SCHOOL

Played football and basketball at Evangelical Christian School ... Played football for head coach Alan Durham ... Earned D2A West 1 All-District first team honors (OL) as a senior in 2016 ... Selected to play in the AutoZone Liberty Bowl All-Star Game (OL) ... Also an All-District 2-A honorable mention basketball player his junior season ... Averaged 4.4 points, 2.8 rebounds and 2.1 assists as a junior.

PERSONAL

Son of Braxton and Carrie Brady ... Has one brother, Bennett, and a sister, Emma Sanders ... His dad serves as the football team's Director of Player Relations ... Birthday is July 14 ... Grandfather, Dale, played football at Memphis from 1965-67 and was drafted in the 1968 NFL Draft by the Cleveland Browns ... Economics major.

	#2	DEFENSIVE BACK
	TERRELL "TJ" CARTER	
	FRESHMAN • HS 5-11 • 180	
	NASHVILLE, TENN. STRATFORD HS	
MAJOR: SPORT & LEISURE MANAGEMENT		

HIGH SCHOOL

Two-way performer at RB on offense and DB on defense ... Scout.com rates him the No. 1 DB in the state of Tennessee ... Top-20 player in the state of Tennessee by 247Sports.com (No. 13), Rivals.com (No. 13) and ESPN.com (No. 19) ... Top-50 DB nationally by Rivals.com (No. 32) and 247Sports.com (No. 46) ... Played his final season of prep football for head coach Maurice Fitzgerald at Stratford High School in 2016 ... Before Stratford, starred at Hendersonville High School in 2014 and 2015 ... Posted impressive numbers his senior campaign, piling up 2,138 all-purpose yards and 22 TD ... Rushed for 1,293 yards and 14 TD and caught 33 passes for 440 yards and six scores ... Also rolled up 373 return yards and two TD on special teams ... On defense, collected 66 total tackles, two INT and two PBU ... Helped lead the Spartans to an 11-1 record and a 6-0 Class 3A Region 5 mark ... Team posted a perfect 10-0 regular-season record ... Spartans earned a Tennessee Secondary School Athletic Association (TSSAA) Class 3A Division I playoffs berth and advanced to the second round ... 2016 honors included: Tennessee Titans Mr. Football for TSSAA Division I Class 3A Back semifinalist, Tennessee Mid-State Player of the Year finalist, TSWA Class 3A All-State Team (DB), TSSAA Class 3 Region 5 MVP and Toyota East-West All-Star Classic ... In the preseason, named to the Tennessee's Dandy Dozen list (No. 9) ... As a junior at Hendersonville High School, finished 2015 campaign as the Commandos' leading rusher (1,084 yards/155 carries/10 TD) and leading receiver (16 receptions/226 yards/3 TD) ... On defense, had 25 total tackles and 11 PBU ... Also returned 10 punts for 204 yards and one score ... 2015 honors included: Tennessee All-Mid-State second team (DB), Region 6-5A Specialty Player of the Year, All-Region 6-5A, Sumner County Special Teams Player of the Year and Main Street Media of Tennessee All-Summer County first team ... Helped Hendersonville to an 11-2 record and a TSSAA Class 5A Division I playoffs berth ... As a sophomore in 2014, earned All-District 9-AAA honors.

PERSONAL

Son of Nyke Merrell and Terrell Carter ... Sport and leisure management major.

#43

LONG SNAPPER

CONNOR CHOATE

FRESHMAN • HS
6-1 • 200

COPPELL, TEXAS
COPPELL HS


MAJOR: ECONOMICS

HIGH SCHOOL

Two-year letterwinner in both football and lacrosse ... Rated the nation's No. 5 long snapper at the Kohl's Kicking Camp ... ESPN.com ranks him as the nation's No. 7 long snapper ... In 2016, helped Coppell High School to a 10-3 record and a 6-1 Class 6A Region II District 9 mark (second in district) ... The Cowboys advanced to the University Interscholastic League (UIL) Class 6A Division I Region 2 semifinal round (state's Sweet 16) ... Following his senior campaign, invited to play in the Blue-Grey All American Bowl at AT&T Stadium in Arlington, Texas ... Earned the school's lacrosse Iron Man Award in 2015 and 2016.

PERSONAL

Son of Brian and Gayla Choate ... Has one brother, Garrett ... Uncle, Mitchell Brown, played quarterback and Midwestern State in Texas ... Birthday is March 4 ... Economics major.

	#42	DEFENSIVE BACK
	XAVIER "ZAY" CULLENS	
	FRESHMAN • HS 6-1 • 205	
	ECRU, MISS. NORTH PONTOTOC HS	
MAJOR: PHYSICAL SCIENCE		

HIGH SCHOOL


Two-way star for head coach Brian Sutton at North Pontotoc High School ... Three-year starter for the Vikings ... Piled up 6,336 all-purpose yards at his RB position ... Rushed for 5,612 yards on 673 carries (8.3 ypc) and caught 36 passes for 464 yards ... Had 28 career 100-yard rushing performances ... Ran for 72 TD and caught five scores ... Had 111 kick return yards and 149 punt return yards ... Also starred his last two seasons at DB ... Collected 159 total tackles, five INT and five caused fumbles ... Ranked among the top-40 players in the state of Mississippi by 247Sports.com (No. 36) and ESPN.com (No. 38) ... As a senior, helped lead North Pontotoc to the Mississippi High School Athletic Association (MHSAA) Class 3A state playoffs quarterfinal round ... The Vikings finished 2016 with a 10-4 overall record and a 5-0 Class 3A Region 4 mark ... In his final prep game, ran for 189 yards on 26 carries and four TD ... Wrapped up senior campaign with 1,968 all-purpose yards, 1,754 rushing yards and 24 TD on offense and 94 tackles, one INT and three caused fumbles on defense ... Earned MHSAA Class 3A All-State second team (offense; RB) honors from the Mississippi Association of Coaches (MAC) ... Also named

2017 NEWCOMERS

to the Tupelo Daily Journal All-Area first team ... Following the season, selected to play in the Bernard Blackwell North/South All-Star Classic in mid-December ... Prior to 2016, selected as one of the Clarion-Ledger's top-125 senior players in the state of Mississippi ... Also one of the Clarion-Ledger's top-10 DB in the state of Mississippi for 2016 ... As a junior, rushed for 2,201 yards on 244 carries (9.0 ypc) and 33 TD ... Totaled 2,492 all-purpose yards ... Finished as the state of Mississippi's sixth-leading rusher (all classes) and MHSAA Class 3A's second-leading rusher in 2015 ... On defense, had 62 total tackles, four INT and two caused fumbles ... Named to the MHSAA Class 3A All-State first team (offense; RB) by the MAC ... Also collected Tupelo Daily Journal All-Area first team accolades ... 2015 Vikings finished with a 9-4 record and earned a MHSAA Class 3A state playoffs berth ... In 2014 (sophomore), helped lead North Pontotoc to an 11-2 record ... The 11 wins were a school record for most victories in a season ... As a sophomore, ran for 1,578 yards and 14 TD ... Had 1,797 all-purpose yards ... Also played basketball and baseball at North Pontotoc High School.

PERSONAL

Son of Thomas and Denise Cullens ... Has one brother, TJ Cullens and a sister, Courtney Yager ... Birthday is October 15 ... Physical science major.

	#88	TIGHT END
	TYCE DANIEL	
	FRESHMAN • HS 6-4 • 238	
	PADUCAH, KY. McCRACKEN COUNTY HS	
MAJOR: EXERCISE SCIENCE		

HIGH SCHOOL

Played WR, DB and KR for McCracken County High School ... Three-year varsity performer for the Mustangs ... Career statistics included: 1,052 receiving yards, 65 catches and 14 TD ... Rated among the top-50 players in the state of Kentucky heading into 2016 campaign ... In his last two seasons (junior/senior), had 55 receptions for 940 yards and 14 TD ... Had four TD catches his senior season ... Member of Mustangs receiving corps that rolled up over 2,000 receiving yards in 2016 ... Helped lead McCracken High School to a Kentucky High School Athletic Association (KHSAA) Class 6A state playoffs berth ... Pulled in 10 TD catches his junior season ... Also played basketball at McCracken County High School.

PERSONAL

Son of Lisa Jones ... Has one sister, Lakken ... Birthday is March 28 ... Exercise science major.

	#77	OFFENSIVE LINE
	OBINNA EZE	
	FRESHMAN • HS 6-8 • 283	
	NASHVILLE, TENN. DAVIDSON ACADEMY	
MAJOR: INTERNATIONAL BUSINESS		

HIGH SCHOOL

First season of varsity football in 2016 ... A junior varsity player his junior season in 2015 due to Tennessee Secondary School Athletic Association (TSSAA eligibility) rules pertaining to exchange students ... A native of Nigeria, originally came to the United States to play basketball ... Played for head coach Jonathan Quinn at Davidson Academy ... Consensus top-30 OT nationally by Scout.com (No. 19), 247Sports.com (No. 21), Rivals.com (No. 24) and ESPN.com (No. 27) ... Scout.com rates him the No. 2 OT in the state of Tennessee and No. 8 OT in the South ... Consensus top-10 player in the state of Tennessee by Scout.com (No. 8), Rivals.com (No. 9), 247Sports.com (No. 9) and ESPN.com (No. 9) ... In his one season, blocked for an offense that accounted for 2,743 passing yards and 2,095 rushing yards ... Helped pave the way for the Bears offensive unit that averaged 439.9 total yards of offense and 35.9 points per game ... Led the Bears to a 7-4 record and a TSSAA Division II Class A playoffs berth ... Named to the Tennessee Sports Writers Association (TSWA) Division II-A All-State team ... Represented the West team in the 2016 Toyota East-West All-Star Classic (West won 45-21) ... Participated in Nike's The Opening, a four-day event for the nation's top high school prospects held at Nike Headquarters in Beaverton, Ore.

PERSONAL

Son of Chuma and Ifeoma Eze, both of whom live in Nigeria ... His guardians in the United States are Maurice and Jennifer Fitzgerald ... Has four siblings in Nigeria: Tuvia, Sandra, Stephanie and Precious ... Also has two foster siblings in Nigel and Emerson Fitzgerald ... International Business major.

	#80	WIDE RECEIVER
	COYE FAIRMAN	
	FRESHMAN • HS 6-3 • 190	
	HUMBLE, TEXAS ATASCOCITA HS	
MAJOR: MARKETING MANAGEMENT		

SPRING 2017

Joined the Memphis roster in January of 2017.


HIGH SCHOOL

Two-year varsity performer at Atascocita High School ... Career stats included: 87 catches for 1,479 yards ... As a senior, hauled in 80 receptions for 1,375 yards and 18 TDs ... Also had one fumble return for TD and one kick return for TD ... Earned 2015 University Interscholastic

League (UIL) All-District 16-6A first team honors ... Member of the Eagles 2015 squad that advanced to the UIL Class 6A Division I state playoffs quarterfinals ... As a junior, received 2014 UIL All-District 16-6A honorable mention ... Also ran track and field at Atascocita High School and 20 TD ... Also had a fumble return for TD and kick return for TD.

PERSONAL

Son of Antonette Shelby and David Fairman ... Has two sisters, Jasimere and Tominika, and one brother, Keelan Shelby ... Birthday is March 18 ... Cousin, Patrick Taylor, is a sophomore running back on the Memphis roster ... Both Coye and Patrick played at Atascocita High School ... His uncle, Patrick Taylor Sr., played football at Nicholls State and his cousin Nadia is currently a softball player for the Texas Charge in the National Pro Fastpitch League and played college softball at Texas ... Marketing management major.

	#46	DEFENSIVE BACK
	ALEX GACA	
	FRESHMAN • HS	
	6-3 • 195	
FRANKLIN, TENN.		
FRANKLIN HS		
MAJOR: BUSINESS		

HIGH SCHOOL

Played wide receiver and free safety at Franklin High School ... In two seasons of varsity ball at FHS, caught 43 passes for 1,187 yards and 14 TD ... On defense, had 13 tackles and two fumble recoveries ... His senior year squad was 10-3 overall and 6-1 in league play ... Also played hockey at Franklin ... Moved to Tennessee after playing for St. Raphael in Illinois prior to his time at Franklin ... Scored the game-winning TD against McGavock as a junior.

PERSONAL

Son of John and Trish Gaca ... Birthday is January 6 ... Business major.

	#95	DEFENSIVE LINE
	O'BRYAN GOODSON	
	FRESHMAN • HS	
	6-1 • 245	
BATESVILLE, MISS.		
SOUTH PANOLA HS		
MAJOR: SPORT AND LEISURE MANAGEMENT		


HIGH SCHOOL

Three-year starter on the South Panola High School for head coach Lance Pogue ... Rated among the top-30 players in the state of Mississippi by ESPN.com (No. 25) and 247Sports.com (No. 28) ... Scout.com ranks him the No. 2 DT in the state of Mississippi and the No. 31 DT in the South ... Rated the nation's No. 76 DT by ESPN.com and the country's No. 80 DT by 247Sports.com ... In only three seasons, racked up 143 total tackles, 50 TFL and 13

sacks ... Nearly 35 percent of his tackles were TFL ... Also had four fumble recoveries and five pass deflections ... As a senior, posted 46 total tackles, 18 TFL, three sacks and one fumble recovery ... 2016 honors included: Mississippi High School Athletic Association (MHSAA) Class 6A All-State first team (DT) by the Mississippi Association of Coaches (MAC), Clarion Ledger MSPreps All-State first team (DL), MHSAA All-Region 1-6A Defensive MVP, MHSAA All-Region 1-6A Team and Mississippi-Alabama All-Star Game pick ... Prior to senior season, named to MS All-Gridiron first team defense (DL) ... Also earned Southern Elite MVP honors in the summer of 2016 (summer combine) ... Had 52 total stops, 21 TFL, six sacks and five pass deflections his junior campaign in 2015 ... Earned MHSAA 6A All-State second team (DL) and All-Region 1-6A second team honors ... Member of the South Panola High School team that went 11-1 overall and 7-0 in Region 1-6A ... Tigers earned a MHSAA Class 6A playoffs berth ... As a sophomore, recorded 45 total stops, 11 TFL, four sacks and three fumble recoveries ... Named MHSAA 6A All-State second team (DT) ... Helped lead South Panola High School to the MHSAA Class 6A state championship ... Tigers finished 2014 with a perfect 15-0 overall record and a 7-0 mark in Region 1-6A.

PERSONAL

Son of Cherry Strong and Darrell Goodson ... Birthday is September 1 ... Sport and Leisure Management major.

	#21	DEFENSIVE BACK
	MARCUS GREEN	
	JUNIOR • TR	
	6-2 • 190	
CEDAR HILL, TEXAS / CEDAR HILL HS / NORTHEASTERN OKLAHOMA		
MAJOR: INTERDISCIPLINARY STUDIES		

SPRING 2017

Joined the Memphis roster in January of 2017.

2016 (NORTHEASTERN OKLAHOMA A&M)

Played one season for the Norsemen in 2016 ... Norsemen's second-leading tackler with 83 total stops ... Also second on team with 55 solo hits ... Posted seven PBU ... Named to the All-Southwest Junior College Football Conference (SJFCF) second team.

2015 (OKLAHOMA)

Played in eight games ... In his eight appearances as a Sooner, registered nine total stops (7 solo).

2014 (OKLAHOMA)

Redshirted.

HIGH SCHOOL


Consensus top-50 CB nationally coming out of Cedar Hill High School ... Rated among the country's top-50 CB by ESPN.com (No. 29), Scout.com (No. 35), Rivals.com (No. 45) and 247Sports.com (No. 46) ... Ranked among the top-80 players in the state of Texas by 247Sports.com (No. 76) and Rivals.com (No. 79) ... As a senior in 2013, posted 53 total tackles (39 solo), 15 PBU and one INT ...

2017 NEWCOMERS

Member of 2013 Cedar Hill team that won the University Interscholastic League (UIL) Class 5A Division I state title.

PERSONAL

Son of Chihauana and Bobby Hunter ... Birthday is January 9 ... Interdisciplinary studies major.

	#37	DEFENSIVE BACK
	CAELON HARDEN	
	R-SENIOR • TR 6-0 • 190	
	LITTLE ROCK, ARK./PARKVIEW HS/ UAPB	
MAJOR: SPORTS ADMINISTRATION		

2014-15 (UAPB)


Signed with UAPB out of high school and played for the Lions in the 2014 season ... Playing in three games for UAPB, one of which included a blocked punt, before he suffered an ACL tear.

HIGH SCHOOL

Played quarterback at Little Rock Parkview, earning a spot in the Arkansas High School Coaches Association East-West All-Star Game in 2013 as a senior ... Was a 6A East All-State honoree as a junior in 2012 ... Also competed in track and field at Parkview.

PERSONAL

Son of Deidra Henry ... Has one brother, Corey Bealer ... Birthday is July 1 ... Sports administration major.

	#93	DEFENSIVE LINE
	DESMOND HAWKINS	
	JUNIOR • TR 6-5 • 295	
	MEMPHIS, TENN./CRAIGMONT HS/ HINDS CC	
MAJOR: INTERDISCIPLINARY STUDIES		

2015-16 (HINDS CC)

Junior college transfer from Hinds Community College ... Played the 2015 and 2016 seasons for the Eagles ... Career stats at Hinds Community College included: 17 games played, 34 total tackles (29 solo), four TFL and three sacks (39 yards) ... Played in nine games as a sophomore ... Wrapped up 2016 season with 28 tackles, three TFL and a sack ... Earned Mississippi Association of Community and Junior College (MACJC) All-State second team honors his sophomore season ... Saw action in eight games as a freshman ... Had 16 total stops (15 solo), one TFL and two sacks ... Helped lead the Eagles to a 6-3 record in 2015.

HIGH SCHOOL

Prior to his junior college career, a three-year letterman at Craigmont High School ... Played for head coach Cecil Vanhooks ... Following his senior season (2014), selected to play in the AutoZone Liberty Bowl High School All-Star Game ... In 2012 (sophomore), named to the All-District

14-AAA first team offense (OL).Interscholastic League (UIL) Class 5A Division I state title.

PERSONAL

Son of Tamara Hawkins ... Birthday is September 25 ... Interdisciplinary studies major.

	#55	OFFENSIVE LINE
	MIKHAIL HILL	
	FRESHMAN • HS 6-4 • 315	
	HARVEY, LA. WEST JEFFERSON HS	
MAJOR: FINE ARTS		

HIGH SCHOOL

Rated the No. 1 OG in the state of Louisiana by Scout.com ... Also ranked the No. 26 OG in the South and No. 89 OG nationally by Scout.com ... Top-60 player in the state of Louisiana as rated by Rivals.com (No. 39) and ESPN.com (No. 52) ... Ranked the No. 66 OG nationally by 247Sports.com ... Four-year starter on the line at West Jefferson High School from 2013-16 ... Played for head coaches Marcus Scott (2013-14) and Cyril Crutchfield (2015-16) ... Only freshman to start for the Buccaneers in 2013 ... Helped lead West Jefferson High School to the 2013 Louisiana High School Athletic Association (LHSAA) Class 5A state playoffs as a freshman ... The Buccaneers finished in second in the LHSAA Class 5A District 8 standings in 2013 (4-2 district record) ... As a senior, earned 2016 New Orleans Times-Picayune/NOLA.com All-Metro Large Schools Team (5A/4A) honors ... Member of the Buccaneers offensive line that paved the way for rushing game to pile up over 1,100 yards and 12 TD ... Blocked for the team's QB who passed for nearly 1,700 yards ... Other 2016 honors included: No. 18 player in the state among Times-Picayune/NOLA.com 2017 Top-20 prospects in Louisiana ... A Times-Picayune/NOLA.com 2016 pre-season All-Metro Team pick ... A 2015 Times-Picayune/NOLA.com All-Metro Large Schools honorable mention (5A/4A) selection.

PERSONAL

Son of Mia Hill ... Has one brother, Malik ... His cousin, Robert Royal, played tight end at LSU and for nine years in the NFL with Washington, Buffalo and Cleveland ... Another cousin, Andrew Hicks, is a junior wide receiver at Tulane ... Birthday is June 19 ... Fine arts major.

	#45	DEFENSIVE BACK
	BRADLEY JONES	
	FRESHMAN • HS 6-2 • 190	
	NASHVILLE, TENN. STRATFORD HS	
MAJOR: BUSINESS		

HIGH SCHOOL

Played cornerback and wide receiver at Stratford High School in Nashville ... Helped Stratford to an 11-1 record

as a senior, including a 6-0 mark in league play ... Played on the varsity squad three seasons, finishing with 18 receptions for 189 yards ... Also served as a kick returner, with 11 returns for 113 yards ... On defense, had 76 total tackles as a senior, including 34 solos and 1.5 TFL ... Added one forced fumble and two interceptions as a senior.

PERSONAL

Son of Angel Mixon and Terrell Jones ... Birthday is May 21 ... Business major.

	#66	OFFENSIVE LINE
	TANIS JOSEPH	
	JUNIOR • TR 6-5 • 317	
	FORT LAUDERDALE, FLA./BOYD ANDERSON HS ELLSWORTH CC	
MAJOR: MUSIC PRODUCTION		

2016 (ELLSWORTH CC)

Played one season for Ellsworth Community College in Iowa Falls, Iowa ... Named to the 2016 All-Iowa Community College Athletic Conference (ICCAC) first team (OL) ... Member of the Panthers offensive line that allowed only five sacks in 2016 (12 games) ... Blocked for a Panthers offense that averaged over 350 yards of total offense per game in 2016.

2015 (FRESNO CITY CC)

Prior to Ellsworth, played one season of junior college football for Fresno City College in 2015 for Coach Tony Caviglia ... Earned 2015 All-California Community College Region I first team honors from the California Community College Football Coaches Association ... Blocked for a Rams offense that averaged just over 400 yards of total offense per game in 2015.

HIGH SCHOOL

Prior to junior college, played his prep career at Boyd H. Anderson High School

PERSONAL

Son of Adel Rose Prudent ... Birthday is December 10 ... Music production major.

	#37	WIDE RECEIVER
	BRENNON LEWIS	
	FRESHMAN • HS 6-3 • 195	
	FORT SMITH, ARK. FAYETTEVILLE HS	
MAJOR: BIOLOGY		

HIGH SCHOOL

Transferred to Fayetteville High School in 2016 after playing the previous seasons at Northside ... His senior year football team was coached by Bill Blakenship, who served as Memphis' offensive analyst in 2015 and captured a second consecutive state championship with a 53-19 win over North Little Rock ... Also played basketball at Fayetteville.

PERSONAL

Son of Jerry and Amanda Lee ... Birthday is July 22 ... Biology major.

	#31	DEFENSIVE BACK
	QUINDON LEWIS	
	FRESHMAN • HS 6-2 • 170	
	MOORE, OKLA./ SOUTHMOORE HS	
MAJOR: PRE-MECHANICAL ENGINEERING		


HIGH SCHOOL

Four-year varsity performer for head coach Jeremy Stark at Southmoore High School ... Two-way player at WR on offense and DB on defense ... Rated a top-10 player in the state of Oklahoma by ESPN.com (No. 6) and 247Sports.com (No. 9) ... Scout.com rates him the No. 4 DB in Oklahoma and No. 16 DB in the region ... Top-40 DB nationally by 247Sports.com (No. 34) and ESPN.com (No. 37) ... For his career, had 131 total tackles (100 solo), seven TFL, seven INT, 20 PBU, three fumble recoveries and two caused fumbles ... On offense career-wise, posted 64 catches for 1,064 yards and 24 TD ... Had 1,358 career all-purpose yards ... As a senior in 2016, had 42 total tackles (25 solo), one INT and eight PBU ... Also hauled in 16 catches for 327 yards and nine scores ... 2016 honors included: Oklahoman's Big All-City second team (DB), All-District 6A-I-2 second team (WR) and Central Oklahoma Athletic Conference (COAC) second team (WR) ... In 2016 preseason, named to the Oklahoman's Class 6A All-State team and also appeared on the newspaper's Super 30 player rankings (No. 17) ... His junior season saw him record 31 total tackles (26 solo), four INT and nine PBU ... Also had 25 receptions for 402 yards and 11 TD ... Helped lead Southmoore High School to a 9-2 record and an Oklahoma Secondary School Activities Association (OSSAA) Class 6A playoffs berth ... As a sophomore, had 27 total stops (20 solo), one INT, one PBU, three fumble recoveries and two caused fumbles ... Pulled in 19 catches for 270 yards and three scores ... In 2013 (freshman), had 31 total stops (29 solo), one INT and two PBU ... On offense, grabbed four receptions for 65 yards and one TD.

PERSONAL

Son of Latrisha Lewis ... Has two brothers, Quin and QC, and a sister, Bri Marshall ... Birthday is August 23 ... Pre-mechanical engineering major.

2017 NEWCOMERS

	#26	LINEBACKER
	JAMES "CADE" MASHBURN	
	FRESHMAN • HS 6-2 • 210	
	NORMAN, OKLA. / NORMAN NORTH HS	
MAJOR: BUSINESS MANAGEMENT		

HIGH SCHOOL

Three-year starter for head coach Brent Barnes at Norman North High School ... Consensus top-20 player in the state of Oklahoma by 247Sports.com (No. 16), ESPN.com (No. 18), Scout.com (No. 20) and Rivals.com (No. 20) ... Top-80 OLB in the nation by ESPN.com (No. 70), 247Sports.com (No. 77) and Scout.com (No. 79) ... For his prep career, had 254 total tackles, 14 TFL, three sacks, two INT, seven PBU and five fumble recoveries ... Part of the Timberwolves' short-yardage rushing game his senior season ... Had 19 carries for 30 yards and six TD ... As a senior, posted 84 total stops, nine TFL, two sacks, one INT, two PBU and one fumble recovery ... Numerous 2016 honors included: Oklahoman's All-State first team (LB), Oklahoma Coaches Association (OCA) All-State football game pick (West defense), Oklahoman's Big All-City Defensive Player of the Year, Oklahoman's Big All-City first team (LB), Class 6A-I-2 District Defensive Player of the Year, Class 6A-I-2 All-District Team, Central Oklahoma Athletic Conference (COAC) Defensive Player of the Year and All-COAC ... Prior to 2016 season, named to the Oklahoman's Class 6A preseason All-State team (LB) and listed as the No. 16 player in the Oklahoman's Super 30 ... Helped lead the Timberwolves to a 12-1 overall record and a 7-0 6A-I-2 District mark ... Team advanced to the Oklahoma Secondary School Activities Association (OSSAA) Class 6A-I championship game ... As a junior, had 108 total tackles, two TFL, one sack, one INT, two PBU and three fumble recoveries ... Earned Oklahoman's Big All-City honorable mention (LB) ... Helped Norman North High School earn an OSSAA Class 6A-I playoffs berth ... In 2014, posted 62 tackles, three TFL, three PBU and one fumble recovery.

PERSONAL

Son of Greg and Shannon Mashburn ... Has one brother, Cole ... Father, Greg, played football at Harding University ... Birthday is September 2 ... Business management major.

	#45	TIGHT END
	DYLAN PARHAM	
	FRESHMAN • HS 6-3 • 230	
	CARROLLTON, GA. CARROLLTON HS	
MAJOR: BIOLOGY		


HIGH SCHOOL

Played his prep career at Carrollton High School ... Primarily used as a run/pass blocker at TE in 2016 ...

Moved to TE in 2016 after playing exclusively on defense (LB) in previous seasons ... Extension of the 2016 Trojans offensive line that helped the offense pile up over 4,200 yards of total offense (2,300 rush/1,900 pass) ... As a senior, caught nine passes for 96 yards and one TD ... 2016 Times-Georgian All-Area first team (TE) ... Helped the Trojans reach the Georgia High School Association (GHSA) Class AAAAA state playoffs quarterfinal round ... Team finished with an 11-2 record in 2016 ... As a junior in 2015, played on the defensive side of the ball ... Collected 48 total stops (23 solo) and had four TFL in 2015 ... Also a member of the Carrollton High School basketball and track and field squads ... In track and field, competed in jumps and sprints ... Participated in the 2014 USATF National Junior Olympic Championships (triple jump) in Houston, Texas.

PERSONAL

Son of Camelle and Dion Parham ... Birthday is August 24 ... Biology major.

	#36	PLACE-KICKER
	RILEY PATTERSON	
	FRESHMAN • HS 6-0 • 180	
	EDWARDSVILLE, ILL. EDWARDSVILLE HS	
MAJOR: BUSINESS ECONOMICS		

HIGH SCHOOL

Ranked as the nation's No. 4 kicker in the 2017 class by Kohl's Kicking and Punting ... Rated among the nation's top-15 kickers by 247Sports.com (No. 9) and ESPN.com (No. 11) ... Served as the kicker and punter for head coach Matt Martin at Edwardsville High School ... Three-year performer for the Tigers ... Squad's primary kicker and punter his junior and senior campaigns ... Career statistics included: 81-of-91 PAT, 13-of-17 FG, 120 points and long FG of 54 yards ... Also had kickoff average of 50.9 yards (122 KO) and punt average of 40.1 yards (34 punts) ... Earned 2016 St. Louis Post-Dispatch All-Metro third team honors ... Named to the 2016 All-Southwestern Conference first team ... 2016 stats included: 43-of-49 PAT, 6-of-9 FG and 61 points ... Helped Edwardsville High School to a 10-2 overall record and a 6-1 Southwestern Conference mark his senior season ... The Tigers advanced to the Illinois High School Association (IHSA) Class 8A playoffs quarterfinal round ... Kicked the game-winning FG in a 23-20 IHSA Class 8A first-round playoff victory over Oak Park-River Forest ... As a junior in 2015, named All-Southwestern Conference first team at punter and third team at kicker ... 2015 statistics included: 37-of-39 PAT, 6-of-6 FG and 55 points ... Booted a career-long 54-yard FG in a 27-6 win over Belleville West Oct. 9, 2015 ... Edwardsville High School posted a 9-1 overall record and a 7-0 conference mark in 2015 ... The 2015 Southwestern Conference title was the Tigers' third straight.

PERSONAL

Son of Kevin and Tracy Patterson ... Has one sister, Maddi ... Birthday is September 7 ... Major is business economics.


	#83	WIDE RECEIVER
	NICK ROBINSON	
	FRESHMAN • HS 6-4 • 220	
	OKLAHOMA CITY, OKLA. PUTNAM CITY WEST HS	
MAJOR: UNDECLARED		

HIGH SCHOOL

Three-year football performer for head coach Rocky Martin at Putnam City West High School ... Played the 2013, 2015 and 2016 seasons ... Missed the 2014 campaign with injuries ... His final two-seasons statistics were: 88 receptions, 1,486 yards and 23 TD ... 2016 football honors included: Oklahoman Big All-City second team (offense; WR) ... Oklahoman All-State third team (special teams; kick returner) ... All-Oklahoma Big 10 Conference ... Oklahoman Class 6A All-State preseason team (WR) ... Rated The Oklahoman's No. 8 player in its Super 30 recruiting rankings for 2017 ... A consensus top-10 player in the state of Oklahoma by ESPN.com (No. 4), Rivals.com (No. 6) and 247Sports.com (No. 7) ... 247Sports.com also ranked him the nation's No. 72 WR ... As a senior, had 48 catches for 773 yards and 11 TD ... Helped lead the Patriots to their best season in more than 15 years ... Squad went 7-4 overall and 5-2 in Class 6A-II District 1 ... Putnam City West High School tied for second place in the district and earned an Oklahoma Secondary School Activities Association (OSSAA) Class 6A-II playoffs berth ... Team advanced to the quarterfinal round ... As a junior, posted 40 receptions for 713 yards and 12 TD ... Played half of his junior season recovering from injuries that caused him to sit out his sophomore campaign ... Also played basketball for Putnam City West High School ... Member of the 2015-16 basketball squad that won the OSSAA Class 6A state championship ... Squad won state title with a 67-66 win over Norman North ... Handed out four assists in the contest, including his final one on the game-winning layup in the final seconds ... State crown was school's first in boys basketball ... The 2015-16 boys basketball state title was the school's first championship in any sport since 1983 (softball) ... Member of the varsity basketball squad his freshman season when the Patriots reached the state championship game.

PERSONAL

Son of Dasjuina Robinson and Nick Hurd ... Birthday is October 14 ... Undeclared major.

	#23	WIDE RECEIVER
	JAVARIS "JJ" RUSSELL	
	FRESHMAN • HS 6-1 • 210	
	GRENADA, MISS. GRENADA HS	
MAJOR: MARKETING MANAGEMENT		

SPRING 2017


Joined the Memphis roster in January of 2017.

HIGH SCHOOL

Graduate of Grenada High School in Mississippi ... Named to the Mississippi-Alabama all-star game, where he finished with seven tackles ... Finished with 123 tackles in his senior season at Grenada ... Added five sacks, two forced fumbles and two fumble recoveries ... As a junior, recorded 81 tackles, 16 for a loss, adding five sacks, two forced fumbles and one fumble recovery.

PERSONAL

Son of Jeanette and Jimmy Russell Full name is Javaris Russell ... Birthday is October 12 ... Marketing management major.

	#33	DEFENSIVE BACK
	TAMAURICE SMITH	
	FRESHMAN • HS 5-10 • 180	
	MOBILE, ALA. ST. PAUL'S EPISCOPAL HS	
MAJOR: BUSINESS ECONOMICS		

HIGH SCHOOL

Two-way player (DB/RB) for head coach Steve Mask at St. Paul's Episcopal School ... Top-65 player in the state of Alabama by 247Sports.com (No. 59) and ESPN.com (No. 61) ... ESPN.com rates him the nation's No. 141 CB ... As a senior, had 50 tackles and six INT on defense ... Also rushed for 579 yards and 19 TD in 2016 ... 2016 honors included: Alabama Sports Writers Association (ASWA) Class 5A All-State first team and al.com's Mobile/All-Coastal Alabama Team ... Helped lead the Saints to a 9-4 overall record and an Alabama High School Athletic Association (AHSAA) Class 5A state playoffs berth ... Team advanced to the AHSAA Class 5A state playoffs quarterfinal round ... Member of the 2014 and 2015 St. Paul's teams that won consecutive AHSAA Class 5A championships ... As a junior, collected 78 tackles, five INT, four PBU and a blocked punt ... Also forced a fumble and had two fumble recoveries in 2015 ... Comes from same high school program as current Memphis linebacker Bryce Huff.

PERSONAL

Son of Felicia Williams ... Birthday is November 12 ... Business economics major.

2017 NEWCOMERS

	#21	RUNNING BACK
	TIMOTHY TAYLOR	
	FRESHMAN • HS 5-9 • 202	
	MEMPHIS, TENN. EAST HS	
MAJOR: SPORT AND LEISURE MANAGEMENT		

HIGH SCHOOL

All-purpose standout for head coach Marcus Wimberly at East High School in Memphis ... Played RB, WR, KR, PR and LB in his prep career ... 247Sports.com rates him the No. 37 all-purpose back nationally ... Top-65 played in the state of Tennessee by ESPN.com (No. 43) and 247Sports.com (No. 64) ... As a senior, helped lead the Mustangs to the Tennessee Secondary School Athletic Association (TSSAA) Class 4A state championship ... Title was East High School's first since 1999 ... Rushed for 119 yards on 21 carries and two TD in the championship game win ... Squad finished 2016 with a 13-2 record ... Semifinalist for the 2016 Tennessee Titans Mr. Football award for TSSAA Division I Class 4A Back ... Other 2016 honors included: Tennessee Sports Writers Association (TSWA) Class 4A All-State Team, Donovan Stewart's Class 4A All-State Team, All-Region 8 4A first team (offense; RB), Commercial Appeal Metro Offensive Player of the Year semifinalist, Commercial Appeal All-Metro 4A/5A Team and AutoZone Liberty Bowl High School All-Star Game ... As a junior, helped lead the Mustangs to a 12-2 overall record and a 4-0 Region 8 4A mark ... Squad advanced to the TSSAA Class 4A state playoffs semifinal round ... Earned 2015 Region 8 4A All-Region first team defense (LB) honors ... Helped East High School to a 7-4 record his sophomore season in 2014 ... Named to the 2014 All-District 16-AAA first team (LB).

PERSONAL

Lives with his brother, Morris Taylor ... Sport and leisure management major.

	#12	DEFENSIVE BACK
	LA'ANDRE THOMAS	
	FRESHMAN • HS 6-1 • 185	
	JACKSON, MISS. WINGFIELD HS	
MAJOR: MARKETING MANAGEMENT		


HIGH SCHOOL

Moving to defense at Memphis .. Top-50 dual-threat QB in the nation by 247Sports.com (No. 44) and ESPN.com (No. 47) ... Rated among the top-40 players in the state of Mississippi by ESPN.com (No. 35) and 247Sports.com (No. 39) ... Played on the Wingfield High School varsity squad his junior and senior campaigns ... In his two varsity seasons, connected on 55.2 percent of his passes (260-of-471) for 4,300 yards and 35 TD ... Also carried the ball 184 times for 1,674 yards (9.1 ypc) and 25 TD ... Accounted for nearly 6,000 total yards (5,974) and 60

TD in 2015 and 2016 ... Starter at QB in 2016 ... Named to the 2016 Clarion-Ledger MS Preps All-State second team (offense; athlete) ... Also named to the Mississippi High School Athletic Association (MHSAA) Class 5A All-State first team (offense; athlete), as voted on by the Mississippi Association of Coaches (MAC) ... As a senior, connected on 197 of his 345 pass attempts for 3,363 yards and 30 TD ... Ran for 1,068 yards on 128 carries and 18 TD ... Averaged over 400 yards of total offense per game (402.8; 4,431 total yards) his senior season ... In a 46-41 win over South Jones, threw for 507 yards (23-of-29 passing) and six TD ... For his performance vs. South Jones, selected to MSGridiron.com/ National Guard High School Team of the Week ... Helped lead the Falcons to a 7-5 overall record and a 3-4 MHSAA 5A Region 3 mark ... The seven wins were the most for a season since before 2004 ... Helped lead Wingfield High School to a spot in the MHSAA 5A state playoffs, where the Falcons lost in the first round ... Selected to play in the MHSAA Bernard Blackwell North-South All-Star Classic in Gulfport, Miss., in mid-December 2016 ... As a junior in 2015, saw action in six games ... Passed for 937 yards (63-of-126) and five TD and also ran for 606 yards (56 carries; 10.8 ypc) and seven scores.

PERSONAL

Son of Toya Turner ... Birthday is August 19... Marketing management major.

	#32	RUNNING BACK
	MARQUAVIUS WEAVER	
	FRESHMAN • HS 6-0 • 210	
	BARTLETT, TENN. BARTLETT HS	
MAJOR: HEALTH STUDIES		

HIGH SCHOOL

Played running back and wide receiver at Bartlett High School ... All region 4-6A second team offense in a vote of the league coaches ... Named to the 2016 Liberty Bowl all-state game as a member of the blue team ...

PERSONAL

Son of Jamie Pearson ... Birthday is May 23 ... Health studies major.

	#24	DEFENSIVE BACK
	TITO WINDHAM	
	JUNIOR • TR 5-10 • 195	
	GULFPORT, MISS./HARRISON CENTRAL HS/ NORTHWEST MISSISSIPPI CC	
MAJOR: PROFESSIONAL STUDIES		

CAREER

Transferred to Memphis from Northwest Mississippi Community College ... Joined the Memphis program in January of 2017 and participated in spring drills.

2016 (NORTHWEST MISSISSIPPI CC)

Two-time Mississippi Association of Community and Junior Colleges (MACJC) All-Conference pick at CB in 2015 and 2016 ... Career junior college stats included: 67 total tackles (48 solo), five forced fumbles, four interceptions and 20 PBU ... Named a 2016 National Junior College Athletic Association (NJCAA) All-America second team honoree ... Also earned NJCAA All-Region 23 accolades in 2016 ... Registered 34 total tackles (25 solo), two forced fumbles, three interceptions and 10 PBU ... Ranked ninth in NJCAA in PBU (10) in 2016 ... Named to the 2016 MACJC All-Gridiron Team (preseason).

2015 (OKLAHOMA)

Redshirt his freshman year at Oklahoma in 2014.

HIGH SCHOOL

Played his prep football career at Harrison Central High School in Gulfport, Miss. ... Consensus top-65 CB nationally by 247Sports.com (No. 14), Scout.com (No. 57) and ESPN.com (No. 64) ... Top-20 player in the state of Mississippi in 2013 by ESPN.com (No. 18) and Rivals.com (No. 20) ... Scout.com also rated him the No. 1 CB in the state of Mississippi and No. 19 CB in the South ... As a senior, registered 58 total tackles, six INT and two INT returns for TD ... Also had six offensive TD and a punt return for TD in 2013 ... Named to the 2013 *Clarion-Ledger* All-State first team.

PERSONAL

Son of Tito Windham Sr., and Tawana Bender ... Birthday is September 17 ... Professional studies major.

GAME NO. 1 • VS SOUTHEAST MISSOURI



SOUTHEAST MISSOURI 17
MEMPHIS 35
 LIBERTY BOWL MEMORIAL STADIUM
 SEPTEMBER 3, 2016

A beautiful afternoon of tailgating. A raucous crowd of over 42,000 at Liberty Bowl Memorial Stadium. And, a win!

A pretty nice start to the Mike Norvell era in Tigers football history.

Tigers quarterback Riley Ferguson threw for nearly 300 yards and three scores and wide receiver Anthony Miller had over 100 yards receiving to lift the University of Memphis football squad to a season-opening 35-17 victory over Southeast Missouri in Norvell's collegiate head coaching debut.

The win came in front of 42,876 at the Liberty Bowl, the overall 10th-largest, season-opening crowd and the third-largest, non-Southeastern Conference season-opening attendance in school history.

Memphis jumped out to a 29-0 lead and was never really threatened in its

third-straight season-opening victory. Southeast Missouri scored a field goal before halftime and added two touchdowns in the second half.

In his Football Bowl Subdivision (FBS) debut, Ferguson was 26-of-40 passing for 295 yards and three touchdowns. Miller grabbed nine of Ferguson's 26 completions for 103 yards and his fifth career 100-yard receiving game. Patrick Taylor Jr. was the Tigers' leading rusher with 86 yards on seven carries.

Defensively, junior transfer Jonathan Cook led Memphis with eight total stops, including seven solo hits. Senior defensive back Arthur Maulet picked off his third career pass and had a career-high three pass break-ups.

A mark of a Norvell-coached team is few mistakes and that was seen in the opener. The Tigers had only four penalties for 40 yards, but did have three turnovers (one fumble/two interceptions). In his four seasons at Arizona State, the Sun Devils ranked among the nation's top-15 in fewest penalty yardage.

The Norvell era got off to a roaring start as Memphis jumped out to a 29-0 first-half lead. Dorland Dorceus (rush TD/receive TD) and Darrell Henderson (two receive TD) accounted for all of the Tigers' touchdowns in the opening half. After the first score, Memphis successfully converted its first passing two-point conversion since 2007 for an 8-0 lead just 2:17 into the contest.

Southeast Missouri got on the scoreboard just before halftime when Ryan McCrum connected on a 26-yard field goal to cut the Memphis lead to 29-3.

Two Jake Elliott field goals were the Tigers' only scoring after halftime. Elliott hit on field goals from 45 and 40 yards.

Southeast Missouri added two second-half touchdowns for the 35-17 final.


TEAM STATISTICS	SEMO	MEM
First Downs	17	27
Net Yards Rushing	29-110	33-110
Net Yards Passing	143	295
Comp-Att-Int	19-34-1	26-40-2
Total Offense Yards	63-253	73-405
Punts: Number-Average	9-45.7	4-40.8
Fumbles: Number-Lost	0-0	1-1
Penalties: Number-Yards	8-80	4-40
Possession Time	32:01	27:59
Third-Down Conversions	4 of 15	7 of 16
Fourth-Down Conversions	0 of 0	0 of 0
Red-Zone Scores-Chances	2-2	3-4
Sacks by: Number-Yards	3-10	2-12

SCORE BY QUARTER	1	2	3	4	F
Southeast Missouri	0	3	7	7	17
Memphis	22	7	3	3	35

SCORING SUMMARY				
Q	TIME	SCORING PLAY	V-H	
1st	12:43	MEM – HENDERSON 15 pass from FERGUSON (MONTIEL Pass From MILLER), 8-75 2:17	0-8	
	01:45	MEM – DORCEUS 3 run (ELLIOTT kick), 6-73 1:58	0-15	
	00:40	MEM – DORCEUS 13 pass from FERGUSON (ELLIOTT kick), 3-12 0:41	0-22	
2nd	07:45	MEM – HENDERSON 23 pass from FERGUSON (ELLIOTT kick), 6-71 2:06	0-29	
	03:45	SEMO – MCCRUM 26 FG, 5-21 1:29	3-29	
3rd	10:13	SEMO – YOUNG 61 run (MCCRUM kick), 2-76	10-29	
	00:05	MEM – ELLIOTT 45 FG, 10-34 3:21	10-32	
4th	10:41	MEM – ELLIOTT 40 FG, 10-41 2:31	10-35	
	03:25	SEMO – DAVIS 8 pass from HOSKET (MCCRUM kick), 14-82 7:08	17-35	

INDIVIDUAL STATISTICAL LEADERS	
Rushing	SEMO-YOUNG (17-114-0) MEM-TAYLOR (7-86-0)
Passing	SEMO-HOSKET Z(19-31-0-143-1) MEM-FERGUSON (26-40-2-295-3)
Receiving	SEMO-MCCULLOUGH (9-69-0) MEM-MILLER (9-103-0)
Tackling	SEMO-MEREDITH (7-1-8) MEM-COOK (7-1-8)





KANSAS	7
MEMPHIS	43
LIBERTY BOWL MEMORIAL STADIUM	
SEPTEMBER 17, 2016	

So much for a University of Memphis football letdown after the early-season bye date last week.

The Memphis rushing attack pounded out 205 yards, and the Tigers defense had six takeaways to lift the home team to a 43-7 non-conference victory over Kansas, before of crowd of 34,448 at Liberty Bowl Memorial Stadium. The six takeaways were the most by Memphis since 2011 when it also forced six turnovers versus Marshall.

With the win, Memphis improved to 2-0 for a second-straight season. The last time the Tigers began back-to-back campaigns with 2-0 records was in 2003 and 2004. The Jayhawks fell to 1-2.

Tigers freshman Patrick Taylor Jr. led the ground game for a second-straight game, this time rushing for 88 yards on 13 carries. He had a team-high 86 yards in the Sept. 3 season opener. Quarterback Riley Ferguson was 15-of-24 passing for 189 yards and two scores. Anthony Miller led the receiving corps with five receptions for 93 yards and one touchdown.

The Tigers jumped out to an early 19-0

lead and never let up. Memphis' first score came on its second possession of the game when Ferguson hit Miller for an 84-yard touchdown to give the home team a 7-0 lead. The play is tied for the sixth-longest reception in Tigers football history and also is Miller's career-long catch.

After grabbing the 7-0 advantage, the Tigers defense took over.

On Kansas' next three possessions, the Memphis defense recorded two takeaways and forced a 3-and-out. The Jayhawks' first turnover was a fumble at their own 32-yard line that Michael Edwards recovered for the Tigers. Memphis converted that turnover into the first of three Jake Elliott field goals, a 41-yarder for a 10-0 lead. Edwards had a second fumble recovery in the second quarter.

Kansas took its next possession deep into Memphis territory, but Jayhawks quarterback Ryan Willis coughed up the ball. Tigers cornerback Jonathan Cook picked up the loose ball and rambled 50 yards to the Kansas 29. Cook's 50-yard fumble return is the ninth-longest in school history. Four plays later, Elliott kicked a 42-yard field goal for a 13-0 advantage.

In the second quarter, Doroland Dorceus scored on a tough six-yard run for a 19-0 Memphis lead.

The Jayhawks immediately answered with their lone touchdown of the contest. Kansas moved the ball to its own 34 where Khalil Herbert burst through the line and rushed 66 yards for the score.

Memphis added two more touchdowns before halftime to take a 33-7 lead into the locker room. Ferguson tossed his second touchdown of the game, this time a six-yard pass to Phil Mayhue. Then, the Tigers defense got in the scoring column when freshman defensive lineman Jonathan Wilson picked off a Montell Cozart pass and ran it back 61 yards for the score.

After halftime, the Tigers added an Elliott 50-yard field goal and a Tony Pollard eight-yard touchdown run for their final points. It was Elliott's ninth career field goal of 50 yards or more.

TEAM STATISTICS	KU	MEM
First Downs	14	19
Net Yards Rushing	31-121	47-205
Net Yards Passing	193	189
Comp-Att-Int	26-41-2	15-25-0
Total Offense Yards	72-314	72-394
Punts: Number-Average	7-46.0	6-43.5
Fumbles: Number-Lost	4-4	1-0
Penalties: Number-Yards	8-41	8-89
Possession Time	31:24	28:36
Third-Down Conversions	5 of 16	3 of 14
Fourth-Down Conversions	0 of 2	0 of 1
Red-Zone Scores-Chances	0-0	3-5
Sacks by: Number-Yards	5-36	1-7


SCORE BY QUARTER	1	2	3	4	F
Kansas	0	7	0	0	7
Memphis	13	20	3	7	43

SCORING SUMMARY				
Q	TIME	SCORING PLAY	V-H	
1st	10:45	MEM - MILLER 84 pass from FERGUSON (ELLIOTT kick), 1-84 0:13	0-7	
	07:04	MEM - ELLIOTT 41 FG, 4-8 1:22	0-10	
	02:52	MEM - ELLIOTT 42 FG, 4-4 1:26	0-13	
2nd	13:46	MEM - DORCEUS 6 run (MILLER rush failed), 8-74 2:32	0-19	
	12:28	KU - HERBERT 66 run (WYMAN kick), 3-75 1:18	7-19	
	05:19	MEM - MAYHUE 6 pass from FERGUSON, Riley (ELLIOTT kick), 5-29 2:06	7-26	
3rd	01:23	MEM - WILSON 61 INT (ELLIOTT kick)	7-33	
	00:35	MEM - ELLIOTT 50 FG, 9-41 3:25	7-36	
4th	12:38	MEM - POLLARD 8 run (ELLIOTT kick), 3-33 0:54	7-43	

INDIVIDUAL STATISTICAL LEADERS	
Rushing	KU-HERBERT (6-74-1) MEM-TAYLOR (13-88-0)
Passing	KU-COZART (13-22-2-87-0) MEM-FERGUSON (15-24-0-189-2)
Receiving	KU-GONZALEZ (6-44-0) MEM-MILLER (5-93-0)
Tackling	KU-OGLETREE (5-0-5) MEM-HALL (8-0-8); COOK (8-0-8); MORLEY (7-1-8)



GAME NO. 3 • VS BOWLING GREEN



BOWLING GREEN 3
MEMPHIS 77
 LIBERTY BOWL MEMORIAL STADIUM
 SEPTEMBER 24, 2016

Sometimes it's just your day – or in this case – night.

Junior college transfer quarterback Riley Ferguson passed for 359 yards and six touchdowns and also ran for another score in the first half only to lift the University of Memphis football team to a 77-3 win over Bowling Green. The Tigers' largest margin of victory in the program's modern era (since World War II) came in front of a crowd of 38,713 at Liberty Bowl Memorial Stadium.

The 77 points are the most scored and the 74-point margin of victory is the largest in the modern era of the program. The 11 touchdowns scored tied a school single-game record, and the Tigers' 635 yards of total offense is the fourth-most for a game in program history.

In all, 11 different Tigers scored, and the 11 touchdowns tied a school single-game record. Senior kicker Jake Elliott converted a school-record 11 PAT (11-of-11), and Ferguson accounted for seven touchdowns, which also tied a program single-game mark.

The Tigers defense picked off four Falcons' passes, and Memphis scored touchdowns on all four miscues. One of the interceptions was a Genard Avery 28-yard return for a score. The pick was the first of his career.

Doroland Dorceus rushed for 117 yards on nine carries and one touchdown. The 117-yard performance was the third 100-yard rushing game of his career. Dorceus led a rushing attack that piled up 240 yards.

Ferguson and Jason Stewart, who played the entire second half, spread the ball around to 12 different receivers. Tony Pollard hauled in a team-high four catches for 57 yards and one score. Pollard's touchdown reception was the first of his career. Anthony Miller had a team-best 77 receiving yards on three catches, including a 60-yard scoring strike from Ferguson in the second quarter.

The Tigers got on the board first and capped a seven-play, 66-yard drive with a Ferguson-to-Daniel Montiel 19-yard touchdown toss. The score came 1:59 into the contest.

Bowling Green scored its lone points on the ensuing drive. A Jake Suder 30-yard field goal wrapped up the 62-yard drive. The Falcons' field goal was the first points Memphis surrendered in the first quarter this season.

The Tigers scored four more touchdowns in the first quarter to take a commanding 35-3 advantage. The 35 points tied the school record for scoring in a quarter. Memphis also scored 35 points in the first quarter in a 62-20 win over Tulane in 1992.

Ferguson added two more touchdown tosses in the second quarter and also ran in a score from one yard out. The rushing touchdown was Ferguson's first as a Tiger.

In the second half, Memphis scored all three touchdowns on short runs by Dorceus, Patrick Taylor Jr. and Stewart.

Chris Morley, who had one of the Tigers' four interceptions, led the defense with six total stops. Avery and Shareef White each added four hits.


TEAM STATISTICS	BGSU	MEM
First Downs	17	27
Net Yards Rushing	29-110	33-110
Net Yards Passing	143	295
Comp-Att-Int	19-34-1	26-40-2
Total Offense Yards	63-253	73-405
Punts: Number-Average	9-45.7	4-40.8
Fumbles: Number-Lost	0-0	1-1
Penalties: Number-Yards	8-80	4-40
Possession Time	32:01	27:59
Third-Down Conversions	4 of 15	7 of 16
Fourth-Down Conversions	0 of 0	0 of 0
Red-Zone Scores-Chances	2-2	3-4
Sacks by: Number-Yards	3-10	2-12

SCORE BY QUARTER	1	2	3	4	F
Bowling Green	3	0	0	0	3
Memphis	35	21	14	7	77

SCORING SUMMARY				
Q	TIME	SCORING PLAY	V-H	
1st	13:01	MEM - MONTIEL 19 pass from FERGUSON (ELLIOTT kick), 7-66 1:59	0-7	
	10:28	BGSU - SUDER 30 FG, 8-62 2:33	3-7	
	08:28	MEM - AVERY 28 INT (ELLIOTT kick)	3-14	
	04:38	MEM - MAYHUE 40 pass from FERGUSON (ELLIOTT kick), 3-90 0:56	3-21	
2nd	01:48	MEM - CRAFT 43 pass from FERGUSON (ELLIOTT kick), 7-65 2:14	3-28	
	01:26	MEM - POLLARD 21 pass from FERGUSON (ELLIOTT kick), 1-21 0:09	3-35	
	12:39	MEM - FERGUSON 1 run (ELLIOTT kick), 9-85 2:05	3-42	
	06:00	MEM - MILLER 60 pass from FERGUSON (ELLIOTT kick), 2-69 0:33	3-49	
3rd	03:29	MEM - PROCTOR 31 pass from FERGUSON (ELLIOTT kick), 3-33 1:09	3-56	
	11:11	MEM - DORCEUS 3 run (ELLIOTT kick), 9-80 2:22	3-63	
	04:35	MEM - TAYLOR 3 run (ELLIOTT kick), 2-8 0:27	3-70	
4th	13:57	MEM - STEWART 2 run (ELLIOTT kick), 7-68 4:22	3-77	

INDIVIDUAL STATISTICAL LEADERS	
Rushing	BGSU-COPPET (12-46-0) MEM-DORCEUS (9-117-1)
Passing	BGSU-MORGAN (17-34-1-126-0) MEM-FERGUSON (20-27-0-359-6)
Receiving	BGSU-MILLER (7-40-0) MEM-MILLER (3-77-1)
Tackling	BGSU-GREENE (7-1-8) MEM-MORLEY (3-3-6)





MEMPHIS 28
#16/17 OLE MISS 48
 VAUGHT-HEMINGWAY STADIUM
 OCTOBER 1, 2016

Many times the team that wins the turnover battle also wins the game.

For the first time in three weeks, the University of Memphis football squad lost the takeaway fight and also dropped a 48-28 decision to No. 16/17 Ole Miss at Vaught-Hemingway Stadium Saturday. The Rebels had a +3 turnover advantage with three interceptions and one fumble recovery. Memphis' lone takeaway was Arthur Maulet's interception in the fourth quarter.

Quarterback Riley Ferguson was 30-of-46 passing for 343 yards and three interceptions. His completions (30; T11th), attempts (46; T13th) and yards (343; T20th) all are in the top-20 for a game in program history. Ferguson also ran for two scores, the first multiple-rushing touchdown game of his career.

Anthony Miller was Ferguson's favorite target. Miller hauled in 10 passes for 132 yards. It was his fifth career 100-yard receiving game and his second

this season. The 10 catches tied a career high for Miller, who also ran for a touchdown. Phil Mayhue had six receptions for 69 yards. With his first catch in the first quarter, Mayhue extended his consecutive-game-with-a-reception streak to 20 straight.

Doroland Dorceus led the Tigers ground attack with 72 yards on 14 carries and one touchdown.

The past two weeks, Memphis played error-free football, with no miscues and 10 takeaways (6 interceptions/4 fumble recoveries). But, that was not the case in this game.

Ole Miss took advantage, scoring 14 points off the Tigers' miscues. A Tigers' first-quarter interception was returned for a score to increase the Rebels' lead to 14-0. Then, late in the second quarter, a Memphis fumble turned into another touchdown before halftime.

After the intermission, the Tigers came out with some fire. An Ole Miss field goal increased the Rebels' lead to 27-7, but Memphis responded with a little special teams help.

The Tigers began their first drive of the second half on their own 25, and after four plays gained only two yards, Memphis was forced to punt. Or so it seemed. The Tigers pulled a fake punt with punter Spencer Smith connecting with Maulet for a 12-yard pass play to keep the drive going. Three plays later, Dorceus scored from two yards out to slice the Ole Miss lead to 27-14.

The Memphis defense then did its part, halting a Rebels' drive at midfield. The Ole Miss special teams, though, pinned the Tigers at the 1-yard line.

The Tigers did not flinch. Ferguson drove the offense 99 yards in 13 plays that culminated in a one-yard scoring run from the Memphis signal caller. The touchdown cut the Rebels' lead to 27-21.

That was the closest Memphis got the rest of the game. Ole Miss converted two Tigers' special teams mistakes – kickoff out-of-bounds, short punt – into touch-

downs to extend its lead back to 20 points at 41-21 early in the fourth quarter.

Genard Avery and Jonathan Cook each had nine total tackles to lead the Memphis defense. Cook also added two pass break-ups. Maulet had five total stops and one pass break-up to go with his fourth-quarter interception.

TEAM STATISTICS	MEM	OM
First Downs	27	34
Net Yards Rushing	31-119	44-263
Net Yards Passing	355	361
Comp-Att-Int	31-47-3	30-44-1
Total Offense Yards	78-474	88-624
Punts: Number-Average	4-35.2	3-41.0
Fumbles: Number-Lost	1-1	1-0
Penalties: Number-Yards	7-52	6-65
Possession Time	27:47	32:13
Third-Down Conversions	5 of 13	3 of 11
Fourth-Down Conversions	1 of 1	2 of 2
Red-Zone Scores-Chances	4-5	6-7
Sacks by: Number-Yards	1-5	2-25

SCORE BY QUARTER	1	2	3	4	F
Memphis	0	7	14	7	28
Ole Miss	14	10	10	14	48

SCORING SUMMARY				
Q	TIME	SCORING PLAY	V-H	
1st	06:55	OM – PELLERIN 1 run (WUNDERLICH kick), 13-90 4:41	0-7	
	00:58	OM – WOODS 31 INT (WUNDERLICH kick)	0-14	
2nd	14:56	MEM – MILLER 7 run (ELLIOTT kick), 4-64 0:55	7-14	
	12:22	OM – WUNDERLICH 32 FG, 9-60 2:34	7-17	
	01:25	OM – PELLERIN 3 run (WUNDERLICH kick), 8-30 3:23	7-24	
3rd	12:39	OM – WUNDERLICH FG, 6-69 2:21	7-27	
	10:11	MEM – DORCEUS 11 run (ELLIOTT kick), 7-75 2:28	14-27	
	03:36	MEM – FERGUSON 1 run (ELLIOTT kick), 13-99 5:01	21-27	
4th	01:53	OM – ENGRAM 12 pass from KELLY (WUNDERLICH kick), 7-65 1:43	21-34	
	14:53	OM – BRAZLEY 6 run (WUNDERLICH kick), 3-35 0:42	21-41	
	08:41	MEM – FERGUSON 2 run (ELLIOTT kick), 8-80 2:58	28-41	
	05:00	OM – BRAZLEY 32 run (WUNDERLICH kick), 9-85 3:33	28-48	

INDIVIDUAL STATISTICAL LEADERS	
Rushing	MEM-DORCEUS (14-72-1) OM-BRAZLEY (13-124-2)
Passing	MEM-FERGUSON (30-46-3-343-0) OM-KELLY (30-44-1-361-1)
Receiving	MEM-MILLER (10-132-0) OM-STRINGFELLOW (6-94-0)
Tackling	MEM-AVERY (6-3-9); COOK (5-4-9) OM-WOODS (4-4-8)



GAME NO. 5 • VS TEMPLE



TEMPLE	27
MEMPHIS	34
LIBERTY BOWL MEMORIAL STADIUM OCTOBER 6, 2014	

Talk about a tale of two halves.

After nearly being shutout in the first half, the University of Memphis football team exploded for 24 unanswered points after intermission to post a 34-27 win over Temple before a crowd of 34,743 at Liberty Bowl Memorial Stadium and an ESPN national audience. The contest was the Tigers' American Athletic Conference opener.

The win improved Memphis' record to 4-1 overall and 1-0 in The American. Temple fell to 3-3 overall and 1-1 in the league.

The Tigers won their conference opener for a third-straight season. It is the first time in the modern era of Memphis football (since World War II) that the program won three-straight conference openers.

Junior running back Doroland Dorceus rushed for 93 yards on seven carries and one touchdown. Freshman running back Darrell Henderson also rushed for a 28-yard score in the fourth quarter, his first career rushing touchdown.

Senior kicker Jake Elliott set the program's scoring record after Henderson's

touchdown with his 370th career point. He added another PAT after Tony Pollard's 95-yard kickoff return for a score to give him 371 career points. Elliott moved past DeAngelo Williams (362 points) and Stephen Gostkowski (369) to take over the top spot.

Down 13-3 at the break, Memphis blew up in the final five minutes of the third quarter and scored 17-straight points to take a 20-13 lead.

After an Elliott field goal cut the Owls' lead to 13-6, Dorceus rumbled 71 yards for a touchdown to tie the game at 13-13. Then, 51 seconds later, the Memphis defense got into the scoring column when Genard Avery picked off a Phillip Walker pass that was tipped by teammate Shareef White. Avery returned the interception 23 yards to put the Tigers ahead 20-13. It was the third game this season that the Tigers defense scored points in a game.

The Tigers continued their scoring onslaught early in the fourth quarter with Henderson's 28-yard scamper for a 27-13 lead. Before the Henderson score, it looked as if Temple would close the gap to 20-16 early in the fourth quarter. The Owls, though, missed a 29-yard field goal, and Memphis started its next drive on the 20-yard line. Five plays later, Memphis increased its lead to 27-13 on Henderson's first career rushing score.

Temple answered with a touchdown to pull to within seven at 27-20 with 6:47 left. Memphis, though, had an even bigger response.

On the ensuing kickoff, Tony Pollard pulled off something that Tiger Nation had not seen in 20 years. The redshirt freshman took the kickoff and broke away for a 95-yard return to give the Tigers another 14-point cushion at 34-20. It was the program's first kickoff return for a touchdown since Kevin Cobb took one back 95 yards against in-state rival Tennessee on Nov. 9, 1996. That day, Memphis used Cobb's kick return for the touchdown to propel the Tigers to a 21-17 upset victory over the No. 6 Volunteers and Peyton Manning. Pollard's 95-yard kickoff return is tied for the fourth-longest in program history.

The Owls again answered with another touchdown to cut the Memphis advantage to 34-27 with 3:49 on the clock.

On its next possession, Memphis ran off 2:53 and punted, giving the Owls one final opportunity with under a minute to play. Temple moved into Memphis territory at the Tigers 46-yard line, but on 1st-and-10, Phillip Walker's pass was picked off by Chauncey Lanier with :18 left to seal the victory.

Avery led the Memphis defense with nine total tackles. Austin Hall had eight stops.


TEAM STATISTICS	TEM	MEM
First Downs	27	15
Net Yards Rushing	29-86	32-149
Net Yards Passing	445	174
Comp-Att-Int	59-36-2	26-17-0
Total Offense Yards	88-531	58-323
Punts: Number-Average	5-32.0	7-46.0
Fumbles: Number-Lost	3-1	3-1
Penalties: Number-Yards	7-61	3-25
Possession Time	38:15	21:45
Third-Down Conversions	4 of 15	5 of 15
Fourth-Down Conversions	1 of 1	0 of 0
Red-Zone Scores-Chances	4-5	1-2
Sacks by: Number-Yards	4-17	2-14

SCORE BY QUARTER	1	2	3	4	F
Temple	6	7	0	14	27
Memphis	0	3	17	14	34

SCORING SUMMARY				
Q	TIME	SCORING PLAY	V-H	
1st	07:47	TEM – JONES 31 FG, 9-45 3:52	3-0	
	06:08	TEM – JONES 23 FG, 4-0 1:31	6-0	
2nd	02:15	TEM – ARMSTEAD 2 run (JONES kick), 12-80 7:23	13-0	
	00:00	MEM – ELLIOTT 19 FG, 12-73 2:15	13-3	
3rd	05:15	MEM – ELLIOTT 42 FG, 5-20 1:16	13-6	
	02:08	MEM – DORCEUS 71 run (ELLIOTT kick), 2-85 0:29	13-13	
4th	01:17	MEM – AVERY 23 INT (ELLIOTT kick)	13-20	
	08:14	MEM – HENDERSON 28 run (ELLIOTT kick), 7-80 2:28	13-27	
	06:47	TEM – THOMAS 61 pass from WALKER (JONES kick), 5-75 1:27	20-27	
	06:35	MEM – POLLARD 95 kickoff return (ELLIOTT kick)	20-34	
	03:49	TEM – THOMAS 9 pass from WALKER (BOUMERHI kick), 10-84 4:00	27-34	

INDIVIDUAL STATISTICAL LEADERS	
Rushing	TEM-THOMAS (13-37-0) MEM-DORCEUS (8-96-1)
Passing	TEM-WALKER (36-59-2-445-2) MEM-FERGUSON 17-26-0-174-0
Receiving	TEM-YANCY (9-88-0) MEM-MAYHUE (6-84-0)
Tackling	TEM-REDDICK (8-3-11) MEM-AVERY (8-1-9)





MEMPHIS	24
TULANE	14
TULMAN STADIUM	
OCTOBER 14, 2016	

University of Memphis freshman Darrell Henderson accounted for two touchdowns, and the Tigers defense held the Tulane rushing attack in check to lift the visitors from the Bluff City to a 24-14 American Athletic Conference victory.

The win improved the Tigers' record to 5-1 overall and 2-0 in the league. Memphis is off to its second-straight 2-0 start in conference play. The Tigers also began their 2015 league schedule with a 2-0 mark. It is the first time Memphis started conference play with 2-0 records in consecutive seasons since 1968 and 1969. The Green Wave fell to 3-3 overall and 0-2 in the conference.

For the second-straight week, the Memphis offense looked out-of-sync in the first half and wasn't able to capitalize on the Green Wave's miscues. The Tigers recovered an onside kick following Jake

Elliott's first field goal and also picked up Tulane fumbles on two punt returns, but only managed three points from those Green Wave mistakes. Elliott connected on a 21-yard field goal following the Green Wave's second muffed punt return.

The Tigers offense, though, got going just before halftime. Following a Tulane punt, Memphis started on its own 35 with 2:54 left in the second period. After three Riley Ferguson completions moved the ball into Tulane territory, the Tigers quarterback hit Henderson out in the flat and the Batesville, Miss., native did the rest. Henderson took Ferguson's screen pass and rumbled 46 yards for the score to give Memphis the lead for good at 13-7. The reception was a season-long for Henderson.

But Henderson wasn't done. After an Elliott 50-yard field goal extended the Tigers' lead to 16-7 late in the third period, Henderson put the contest out of reach in the fourth quarter.

The Tigers defense forced a Green Wave 3-and-out and, following a Tulane punt, Memphis started its opening drive of the final period on its own 20. Three plays later, the Tigers were in Green Wave territory just across midfield. Then, it was time for some more Henderson magic.

The 5-foot-9, 175-pound running back burst through the line and out-ran the Tulane defense to the end zone for a 22-7 lead. Sam Craft followed Henderson's touchdown with a two-point conversion run and the Tigers held a 24-7 advantage with 11:52 to go.

A Glen Cuiellette-to-Kendall Adroin 20-yard connection early in the second quarter gave Tulane its first and only lead of the contest at 7-3. Cuiellette's two-yard touchdown plunge late capped the game's scoring at 24-14.

Henderson finished the game with season bests for rushing (75), receiving (67) and all-purpose (156) yards. Dorland Dorceus led the Memphis ground attack with 81 yards on seven carries. Ri-

ley Ferguson was 21-of-34 passing for 236 yards and one score.

The Tigers defense kept Memphis within striking distance in the first half and clamped down on the Tulane offense after halftime. Memphis held the Green Wave to 313 total yards, including 169 on the ground. The Green Wave entered the game with the nation's 16th-leading rushing offense at 246.6 yards per contest.

Austin Hall paced the Memphis defense with season-highs for total tackles (12) and TFL (3). Curtis Akin had eight total stops, and Arthur Maulet recorded seven total tackles and one pass break-up.

Ernest Suttles posted his first career pass break-up, and junior college transfer Jonathan Cook had his first career interception.

TEAM STATISTICS	MEM	TLN
First Downs	16	20
Net Yards Rushing	33-163	44-169
Net Yards Passing	236	144
Comp-Att-Int	34-21-1	30-11-1
Total Offense Yards	67-399	74-313
Punts: Number-Average	6-45.8	7-45.6
Fumbles: Number-Lost	2-2	2-2
Penalties: Number-Yards	7-79	7-62
Possession Time	27:28	32:32
Third-Down Conversions	4 of 14	4 of 16
Fourth-Down Conversions	0 of 1	2 of 3
Red-Zone Scores-Chances	2-2	2-3
Sacks by: Number-Yards	1-5	3-21


SCORE BY QUARTER	1	2	3	4	F
Memphis	3	10	3	8	24
Tulane	0	7	0	7	14

SCORING SUMMARY				
Q	TIME	SCORING PLAY	V-H	
1st	08:39	MEM - ELLIOTT 37 FG, 14-60 6:21	3-0	
2nd	13:13	TLN - ARDOIN 20 pass from CUIELLETT (DIROCCO kick), 10-66 4:43	3-7	
	10:53	MEM - ELLIOTT 21 FG, 4-3 0:45	6-7	
3rd	01:01	MEM - HENDERSON 46 pass from FERGUSON (ELLIOTT kick), 5-66 1:53	13-7	
	01:07	MEM - ELLIOTT 50 FG, 5-17 1:38	16-7	
4th	11:52	MEM - HENDERSON 45 run (CRAFT rush), 4-80 1:44	24-7	
	00:47	TLN - CUIELLETT 2 run (DIROCCO kick), 9-80 2:56	24-14	

INDIVIDUAL STATISTICAL LEADERS	
Rushing	MEM-DORCEUS (7-81-0) TLN-THOMPSON (8-69-0)
Passing	MEM-FERGUSON (21-34-1-236-1) TLN-CUIELLETT (11-30-1-144-1)
Receiving	MEM-MAYHUE (4-74-0) TLN-MOONEY (4-45-0)
Tackling	MEM-HALL (10-2-12) TLN-MARLEY (4-3-7)



GAME NO. 7 • AT NAVY



MEMPHIS	28
NAVY	42
NAVY-MARINE CORPS MEMORIAL STADIUM OCTOBER 22, 2016	

University of Memphis junior quarterback Riley Ferguson threw for over 300 yards for the third time this season and freshman Tony Pollard set a school record, but it wasn't enough as the Tigers dropped a 42-28 decision to No. 24/25 Navy.

With the setback, Memphis fell to 5-2 overall and 2-1 in the American Athletic Conference. The Midshipmen improved to 5-1 overall and remained perfect in league play at 4-0.

Ferguson was 25-of-40 passing for 333 yards and two touchdowns. The 333 yards was his third-highest output of the season. The two-touchdown game was his fourth of 2016. Ferguson's favorite target was Anthony Miller, who piled up a season-high 134 receiving yards on nine catches. Miller had one touchdown reception. The 100-yard receiving game

was his third of the season and sixth of his career.

Pollard, who broke the Tigers' 20-year drought of a kick return for a touchdown versus Temple Oct. 6, struck again against Navy in the first quarter. After the Mids tied the contest 7-7, Pollard took the kick-off and raced 100 yards for the score to put Memphis back in front 14-7. Pollard's 100-yard kick return is the longest in program history, and his two kick returns for touchdowns are the most for a season and a career in school history.

After that, the Navy rushing attack took control. The Mids, who had nearly 40 minutes of possession time in the contest, scored the game's next three touchdowns to take a 28-14 lead early in the third quarter.

The Tigers, though, did not go away. Ferguson engineered an 82-yard drive, capped by a nine-yard scoring toss to Daniel Hurd, to cut the Navy advantage to 28-21 with six minutes to go in the third quarter.

Navy had an answer again. The Mids extended their lead back to two scores at 35-21 on Will Worth's 18-yard strike to Tyler Carmona as time expired in the third quarter.

Memphis responded with a 70-yard scoring drive that ended with a Patrick Taylor Jr. seven-yard touchdown run, cutting the Navy lead to 35-28. Memphis got a chance to tie the game when Navy missed a field goal attempt with 5:40 left. The Tigers were driving, but a turnover gave the ball back to the Mids with just over three minutes left.

Navy scored its last touchdown, a Worth one-yard run, to take a 42-28 lead with 2:01 left and put the contest out of reach.

Curtis Akins posted a career-high 16 tackles in his second start of the season. Chris Morley also had the highest tackling output of his career with 11 stops.

TEAM STATISTICS	MEM	NAVY
First Downs	24	27
Net Yards Rushing	31-98	74-447
Net Yards Passing	333	85
Comp-Att-Int	40-25-0	4-3-0
Total Offense Yards	71-431	78-532
Punts: Number-Average	2-41.5	2-34.5
Fumbles: Number-Lost	2-1	2-1
Penalties: Number-Yards	3-25	3-20
Possession Time	20:12	39:48
Third-Down Conversions	8 of 15	8 of 13
Fourth-Down Conversions	2 of 3	2 of 2
Red-Zone Scores-Chances	2-3	6-7
Sacks by: Number-Yards	0-0	4-37

SCORE BY QUARTER	1	2	3	4	F
Memphis	14	0	7	7	28
Navy	14	7	14	7	42

SCORING SUMMARY				
Q	TIME	SCORING PLAY	V-H	
1st	12:26	MEM – MILLER 33 pass from FERGUSON (ELLIOTT kick), 7-75 2:34	7-0	
	06:30	NAVY – WHITE 4 run (MOEHRING kick), 11-65 5:56	7-7	
	06:17	MEM – POLLARD 100 kickoff return (ELLIOTT kick)	14-7	
	00:42	NAVY – TILLMAN 15 pass from WORTH (MOEHRING kick), 10-61 5:35	14-14	
2nd	01:19	NAVY – WORTH 3 run (MOEHRING kick), 9-70 3:11	14-21	
3rd	09:14	NAVY – WORTH 4 run (MOEHRING kick), 11-75 5:46	14-28	
	05:42	MEM – HURD 9 pass from FERGUSON (ELLIOTT kick), 13-82 3:32	21-28	
	00:00	NAVY – CARMONA 18 pass from WORTH (MOEHRING kick), 12-75 5:42	21-35	
4th	10:21	MEM – TAYLOR 7 run (ELLIOTT kick), 4-70 1:04	28-35	
	02:01	NAVY – WORTH 1 run (MOEHRING kick), 5-43 1:38	28-42	

INDIVIDUAL STATISTICAL LEADERS	
Rushing	MEM-DORCEUS (8-41-0) NAVY-WORTH (31-201-3)
Passing	MEM-FERGUSON (25-40-0-333-2) NAVY-WORTH (3-4-0-85-2)
Receiving	MEM-MILLER (9-134-1) NAVY-BONNER (1-52-0)
Tackling	MEM-AKINS (7-9-16) NAVY-POWELL (6-3-9)





TULSA	59
MEMPHIS	30
LIBERTY BOWL MEMORIAL STADIUM	
OCTOBER 29, 2016	

Some nights, things just don't go your way. That was the case for the University of Memphis football team in its Homecoming game against Tulsa.

Before a crowd of 36,984 at Liberty Bowl Memorial Stadium, the Tigers had four turnovers – which led to 21 Golden Hurricane points – and committed over 100 yards in penalties in a 59-30 American Athletic Conference loss to Tulsa.

With the loss, Memphis fell to 5-3 overall and 2-2 in The American. The Golden Hurricane improved to 6-2 overall and 3-1 in the league. Tulsa moved into second place in The American West Division standings with the victory.

In the setback, Anthony Miller had a record-setting game. He had 12 catches for 250 yards and two touchdowns. The 250 yards set a school record for receiving yards in a game, and the 12 receptions were the second-most for a game in program history. The 250 yards were the fifth-most for a Football Bowl Subdivision (FBS) game in 2016, and also are the second-most for a game in American Athletic Conference history.

Quarterback Riley Ferguson was 19-of-

41 passing for 349 yards and three scores. It was Ferguson's fourth 300-yard game and also his fifth multi-touchdown contest of 2016.

The Tigers fell behind 14-0 early and was unable to catch up the entire contest. The Tigers, though, fought throughout and clawed to get back into the game.

After Tulsa took a 14-0 lead, Memphis answered with a six-play, 65-yard drive that Darrell Henderson capped with a six-yard run to pull the Tigers to within seven at 14-7. The rushing score was Henderson's third of the season.

The Golden Hurricane went back up by 14 points at 21-7, but Memphis answered again. This time, the Tigers' response came in explosive fashion when Ferguson hooked up with Miller on a 59-yard scoring strike with 11:23 left in the second quarter. It was Miller's sixth 40-plus yard play of the season on which he scored a touchdown.

Tulsa doubled up the Tigers again at 28-14. Memphis again had an answer. The Tigers drove 72 yards on seven plays and hit pay dirt when Ferguson found Kedarian Jones in the front corner of the end zone for the score. Jones' first career touchdown pulled Memphis to within seven at 28-21.

A Tulsa touchdown and a Jake Elliott field goal made the halftime score 35-24 in favor of the Golden Hurricane. Elliott's 40-yard field goal gave him 71 for his career, which is a school record. Elliott entered the game tied with former standout Stephen Gostkowski with 70 career field goals.

After intermission, Memphis struck first with a second Ferguson-to-Miller touchdown connection to cut the Tulsa lead to 35-30. But, that's when the Tigers ran out of responses to Tulsa's offensive output.

A Golden Hurricane field goal extended their lead to 38-30 midway through the third quarter and that's when Tulsa put the contest out of reach.

Following a punt from Memphis' end zone, the Golden Hurricane scored a touchdown courtesy of a short field for a 45-30 lead. Then, the turnover bug hit the Tigers. Memphis fumbled on its next two possessions, and Tulsa turned those miscues into touchdowns to extend its

advantage to 59-30.

Curtis Akins led the Memphis defense with 10 total tackles, including a career-best eight solo stops. It was the second-straight game Akins posted double-digit tackles.

TEAM STATISTICS	TLS	MEM
First Downs	29	22
Net Yards Rushing	54-362	42-159
Net Yards Passing	234	349
Comp-Att-Int	33-20-0	40-19-2
Total Offense Yards	87-596	82-508
Punts: Number-Average	5-37.8	5-42.6
Fumbles: Number-Lost	1-1	3-2
Penalties: Number-Yards	7-63	12-98
Possession Time	33:24	26:36
Third-Down Conversions	10 of 16	9 of 19
Fourth-Down Conversions	0 of 0	2 of 2
Red-Zone Scores-Chances	5-5	3-5
Sacks by: Number-Yards	4-34	0-0

SCORE BY QUARTER	1	2	3	4	F
Tulsa	14	21	10	14	59
Memphis	7	17	6	0	30

SCORING SUMMARY				
Q	TIME	SCORING PLAY	V-H	
1st	11:42	TLS – FLANDERS 14 run (JONES kick), 12-75 3:18	7-0	
	09:29	TLS – FLANDERS 52 run (JONES kick), 4-67 1:03	14-0	
	07:57	MEM – HENDERSON 6 run (ELLIOTT kick), 6-65 1:32	14-7	
2nd	12:32	TLS – LUCAS 25 pass from EVANS (JONES kick), 12-77 5:06	21-7	
	11:23	MEM – MILLER 59 pass from FERGUSON (ELLIOTT kick), 4-68 1:00	21-14	
	08:03	TLS – FLANDERS 1 run (JONES kick), 2-3 0:27	28-14	
	06:01	MEM – JONES 12 pass from FERGUSON (ELLIOTT kick), 7-72 1:56	28-21	
	02:31	TLS – LUCAS 5 pass from EVANS (JONES kick), 10-75 3:30	35-21	
	01:31	MEM – ELLIOTT 40 FG, 7-42 1:00	35-24	
3rd	11:27	MEM – MILLER 3 pass from FERGUSON (MILLER rush failed), 10-75 3:33	35-30	
	07:12	TLS – JONES 34 FG, 12-59 4:15	38-30	
	03:06	TLS – FLANDERS 48 run (JONES kick), 1-48 0:10	45-30	
4th	13:49	TLS – FLANDERS 7 run (JONES kick), 2-10 0:34	52-30	
	05:11	TLS – TAYLOR 31 run (JONES kick), 11-89 6:13	59-30	

INDIVIDUAL STATISTICAL LEADERS	
Rushing	TLS-FLANDERS (33-249-5) MEM-TAYLOR (15-92-0)
Passing	TLS-EVANS (20-33-0-234-2) MEM-FERGUSON (19-40-2-349-3)
Receiving	TLS-LUCAS (9-91-2) MEM-MILLER (12-250-2)
Tackling	TLS-BRUBAKER (6-1-7) MEM-AKINS (8-2-10)



GAME NO. 9 • AT SMU



MEMPHIS	51
SMU	7
FORD STADIUM	
NOVEMBER 5, 2016	

Who says you can't go back home?

It was SMU's Homecoming game, but it was University of Memphis head coach Mike Norvell who celebrated a return to his hometown area. Norvell grew up in the Dallas suburb of Irving.

The Tigers returned to playing their brand of football of turning opponents' mistakes into points and posted an impressive 51-7 American Athletic Conference road win at SMU.

With the victory, Memphis improved to 6-3 overall and 3-2 in league play. The win also made the Tigers bowl eligible for a third-straight season. It is only the second time in school history Memphis will play in three-consecutive bowl games (2003-05). The Mustangs fell to 4-5 overall and 2-3 in the conference.

The Memphis defense played a superb game, holding the Mustangs to 100 fewer yards than their season average. The Tigers held SMU to 307 yards. The Mustangs entered the game averaging 417.1 yards of total offense per game.

Tigers quarterback Riley Ferguson directed the offense to 474 yards of total offense. Ferguson played a flawless

game and completed 20-of-27 passes for 287 yards and four touchdowns with no interceptions. Anthony Miller had four receptions for 102 yards and two scores. The 102-yard receiving game was his fifth 100-yard performance of 2016. Doroland Dorceus led a Tigers rushing attack that piled up 160 yards on the ground. Dorceus had 77 of those 160 yards.

The Tigers defense recorded three takeaways, after only having a total of two in the previous two games (both losses). The Memphis offense took advantage of those takeaways, scoring two touchdowns. The Tigers ran out the clock after their third takeaway late in the game.

Memphis jumped out to an early lead and never looked back. After holding SMU to a 3-and-out on its first possession, the Tigers began their first drive on their own 19-yard line. Two plays later, Memphis was in the end zone on a Ferguson-to-Miller 50-yard scoring strike for a 7-0 lead.

On the Mustangs' next possession, the Tigers defense got going. SMU moved the ball into Memphis territory, but an Arthur Maulet sack and forced fumble was scooped up by Jared Gentry and returned inside the SMU 20. After a penalty moved the ball inside the Mustangs 10, the Tigers offense made quick work again. This time, Memphis' two-play, six-yard drive ended with a Ferguson four-yard touchdown toss to Joey Magnifico for a 14-0 lead.

Midway through the opening quarter, SMU answered with a 91-yard touchdown drive to cut the Memphis lead to 14-7 and get the Mustangs back in the game.

The Tigers, though, had an immediate answer. On the ensuing kickoff, freshman Darrell Henderson took the ball at the Memphis 1-yard line and raced 99 yards for a score. After going 20 years without a kickoff return for a touchdown, Memphis set a school record for kick returns for scores with three in 2016. Earlier this season, Tony Pollard returned two kickoffs for touchdowns. Henderson's touchdown pushed the Tigers lead back to 14 points at 21-7 and set the tone for the remainder of the contest.

After a Jake Elliott field goal extended the lead to 24-7 early in the second quarter, the Memphis defense gained its second takeaway of the contest on SMU's next possession. The Mustangs moved the ball to their own 35, but Genard Av-

ery forced a second fumble that was recovered by Ernest Suttles.

The Memphis offense wasted no time in putting another score on the board. On the first play from scrimmage, Ferguson hit Daniel Montiel on a 20-yard score for a commanding 31-7 lead.

The Tigers closed the half with another Ferguson touchdown toss for a 38-7 lead at intermission. Ferguson hit Miller for 21 yards out for the touchdown.

After half, Memphis added two Elliott field goals and a Dorceus touchdown run for the 51-7 final.

TEAM STATISTICS	MEM	SMU
First Downs	24	19
Net Yards Rushing	39-160	32-100
Net Yards Passing	314	208
Comp-Att-Int	33-24-0	40-21-1
Total Offense Yards	72-474	72-308
Punts: Number-Average	5-49.6	9-43.1
Fumbles: Number-Lost	2-0	2-2
Penalties: Number-Yards	3-26	6-46
Possession Time	30:58	29:02
Third-Down Conversions	7 of 16	6 of 16
Fourth-Down Conversions	0 of 1	0 of 1
Red-Zone Scores-Chances	4-4	1-1
Sacks by: Number-Yards	3-19	2-16

SCORE BY QUARTER	1	2	3	4	F
Memphis	21	17	13	0	51
SMU	7	0	0	0	7

SCORING SUMMARY				
Q	TIME	SCORING PLAY	V-H	
1st	13:10	MEM - MILLER 50 pass from FERGUSON (ELLIOTT kick), 2-81 0:38		7-0
	11:18	MEM - MAGNIFICO 4 pass from FERGUSON (ELLIOTT kick), 2-6 0:35		14-0
	03:47	SMU - FREEMAN 16 pass from HICKS, Ben (WILLIAMS kick), 9-91 3:16		14-7
	03:33	MEM - HENDERSON 99 kickoff return (ELLIOTT kick)		21-7
2nd	11:10	MEM - ELLIOTT 43 FG, 5-51 2:03		24-7
	09:08	MEM - MONTIEL 20 pass from FERGUSON (ELLIOTT kick), 1-35 0:05		31-7
	00:10	MEM - MILLER 21 pass from FERGUSON (ELLIOTT kick), 10-83 1:46		38-7
3rd	11:25	MEM - ELLIOTT 44 FG, 9-37 3:30		41-7
	08:09	MEM - DORCEUS 5 run (ELLIOTT kick), 6-45 1:44		48-7
	03:30	MEM - ELLIOTT 31 FG, 5-47 1:15		51-7

INDIVIDUAL STATISTICAL LEADERS	
Rushing	MEM-DORCEUS (14-77-1) SMU-FREEMAN (16-83-0)
Passing	MEM-FERGUSON (20-27-0-287-4) SMU-HICKS (17-31-0-170-1)
Receiving	MEM-MILLER (4-102-2) SMU-SUTTON (6-70-0)
Tackling	MEM-MAULET (7-0-7) SMU-MITCHELL (8-2-10)





USF	49
MEMPHIS	42
LIBERTY BOWL MEMORIAL STADIUM	
NOVEMBER 12, 2016	

In a back-and-forth offensive affair, USF outlasted the University of Memphis 49-42 in an American Athletic Conference showdown at Liberty Bowl Memorial Stadium. The football shootout was played before a crowd of 37,218 at the Liberty Bowl and a national ESPN audience.

The Tigers grabbed two leads in the third quarter at 24-21 and 31-28, but was unable to slow down the potent Bulls offense. In fact, neither defense stopped either offense, as the teams combined for 91 points and 1,287 yards of total offense. Both offenses also were protective of the ball with only one turnover that led to one touchdown in the contest.

With the setback, Memphis fell to 6-4 overall and 3-3 in the American Athletic Conference. The Bulls improved to 8-2 overall and 5-1 in the league. USF is tied for The American East Division lead with Temple.

The Tigers had a balanced attack with 287 yards on the ground and 331 through the air. The 287 rushing yards were a season high, and quarterback Riley Ferguson recorded his fifth 300-yard passing performance of the season with 331 yards.

In the loss, Anthony Miller set the pro-

gram's season record for receiving yards. He has 1,077 yards on 67 catches in 2016. Miller broke the mark set by Isaac Bruce in 1993 (1,054 yards). Miller's 153-yard game was his fifth 100-yard performance of the season and the eighth of his career.

Tigers tight end Daniel Montiel had a career game, posting career bests for receptions (10) and receiving yards (100).

Memphis was down 42-34 midway through the fourth quarter, but struck quickly when Ferguson found Miller for a 57-yard scoring strike. The touchdown pulled the Tigers to within 42-40. The Tigers then went for the two-point conversion, and Ferguson hit Phil Mayhue to tie the score at 42-41.

The Bulls came back with an immediate response. USF moved the ball 78 yards on 10 plays and capped the drive with a Quinton Flowers 22-yard scamper for a 49-42 lead with 1:46 on the clock.

The Tigers got the ball back enough time to drive for a game-tying score. Memphis drove to the USF 3-yard line, where it had three chances to put the ball end zone. The Bulls defense, though, stepped up and knocked away the Tigers' three pass attempts to seal the win.

The explosive offense started quickly with two huge plays from the visiting Bulls and courtesy of Rodney Adams. First, Adams took a Flowers' pass 49 yards to pay dirt for the game's first score. Then, on USF's third possession of the game, Adams ran around left end for a 92-yard touchdown run to give the Bulls a 14-0 lead.

Memphis responded with the game's next 10 points to cut the USF lead to 14-10. A Jake Elliott field goal put the Tigers on the board in the first quarter, and a Ferguson one-yard touchdown run capped a 13-play, 91-yard drive. The scoring drive took 4:00 off the clock and was Memphis' fourth-longest of the season in terms of time of possession.

The team traded touchdown scores before halftime, and USF took a 21-17 lead into intermission.

After half, Memphis struck first on a Ferguson-to-Daniel Hurd seven-yard touchdown connection to give the Tigers their first lead of the contest at 24-21. The score went back-and-forth until USF pulled out to a 42-34 lead in the fourth quarter, setting up the game's final moments.

Curtis Akins (11 tackles) and Jonathan Cook (10 tackles) led the Memphis defense. The Tigers posted a season-high 9.0 TFL, but did not earn a takeaway for the first time this campaign.

TEAM STATISTICS	USF	MEM
First Downs	30	29
Net Yards Rushing	50-416	35-277
Net Yards Passing	263	331
Comp-Att-Int	29-24-0	46-29-1
Total Offense Yards	79-679	81-608
Punts: Number-Average	3-37.3	3-46.7
Fumbles: Number-Lost	1-0	2-0
Penalties: Number-Yards	7-75	6-60
Possession Time	32:49	27:11
Third-Down Conversions	7 of 13	4 of 12
Fourth-Down Conversions	2 of 2	1 of 2
Red-Zone Scores-Chances	2-3	4-5
Sacks by: Number-Yards	0-0	0-0


SCORE BY QUARTER	1	2	3	4	F
USF	14	7	14	14	49
Memphis	3	14	14	11	42

SCORING SUMMARY				
Q	TIME	SCORING PLAY	V-H	
1st	12:51	USF - ADAMS 49 pass from FLOWERS (BEHR kick), 6-75 2:09		7-0
	07:21	USF - ADAMS 92 run (BEHR kick), 2-96 0:32		14-0
	04:43	MEM - ELLIOTT 47 FG, 9-44 2:32		14-3
2nd	12:13	MEM - FERGUSON 1 run (ELLIOTT kick), 13-91 4:00		14-10
	09:41	USF - FLOWERS 48 run (BEHR kick), 7-82 2:25		21-10
	07:45	MEM - HENDERSON 21 run (ELLIOTT kick), 7-75 1:56		21-17
3rd	12:17	MEM - HURD 7 pass from FERGUSON (ELLIOTT kick), 7-90 2:36		21-24
	10:00	USF - FLOWERS 12 run (BEHR kick), 5-81 1:28		28-24
	06:31	MEM - MONTIEL 1 pass from FERGUSON (ELLIOTT kick), 8-61 3:18		28-31
	02:40	USF - MCCANTS 40 pass from FLOWERS (BEHR kick), 9-80 3:44		35-31
	4th	13:48	MEM - ELLIOTT 29 FG, 10-60 3:46	
	07:05	USF - MACK 4 run (BEHR kick), 7-67 3:00		42-34
	06:46	MEM - ILLER 57 pass from FERGUSON (MAYHUE pass from FERGUSON), 1-57 0:09		42-42
	01:46	USF - FLOWERS 22 run (BEHR kick), 10-78 4:56		49-42

INDIVIDUAL STATISTICAL LEADERS	
Rushing	USF-FLOWERS (20-210-3) MEM-HENDERSON (12-81-1)
Passing	USF-FLOWERS (24-29-0-263-2) MEM-FERGUSON (29-46-1-331-3)
Receiving	USF-MACK (9-61-0) MEM-MILLER (10-153-1)
Tackling	USF-GODWIN (8-2-10) MEM-AKINS (11-0-11)



GAME NO. 11 • AT CINCINNATI



MEMPHIS 34
CINCINNATI 7
 NIPPERT STADIUM
 NOVEMBER 18, 2016

That win clinches it. For the first time since 1975 and only the third time in the modern era of Tigers football (since World War II), a first-year University of Memphis head coach will post a winning season. The 2016 Tigers team gave head coach Mike Norvell that gift with a convincing 34-7 American Athletic Conference road victory at Cincinnati.

The win improved Memphis' overall record to 7-4 and assured the Tigers of a winning campaign in 2016. The Tigers are 4-3 in league play. The Bearcats fell to 4-7 overall and 1-6 in The American.

Norvell joins Richard Williamson in 1975 (7-4 record) and Ralph Hatley in 1947 (6-2-1) as the only head coaches in program history to have winning records in their first seasons at the helm. Norvell's seven victories ties Williamson for the most wins by a first-year head coach in program history.

The Tigers wrapped up the win over Cincinnati early, scoring on their first four

possessions and two of those off Bearcats' turnovers. Memphis scored on its first drive and went ahead 3-0 on a Jake Elliott 37-yard field goal. Then, the Tigers defense got in the act.

On Cincinnati's first two possessions of the game, the Memphis defense picked off Hayden Moore passes deep in Bearcats' territory. Curtis Akins and Chris Morley both returned their interceptions to the Cincinnati 18-yard line. Doroland Dorceus hit pay dirt following Akins' pick for a 10-0 lead, and Elliott connected on his second field goal of the game – this one a 32-yarder – for a 13-0 advantage after Morley's interception.

Memphis quickly extended its lead to 20-0 early in the second period after the Tigers defense halted a Bearcats' drive near midfield. Memphis took over at its own 20 and marched 80 yards on 14 plays, and the drive culminated when Jason Stewart hit Joey Magnifico from two yards out for the score. It was Stewart's first touchdown toss of the season and second of his career. Magnifico's touchdown reception was his second of the season.

For their final score of the first half, the Memphis defense got in the act again. Morley forced a fumble and Latarius Brady fell on the ball at the Cincinnati 32-yard line. Dorceus, who accounted for all 32 yards on the drive, scored from eight yards out for his second rushing touchdown of the game and a 27-0 lead at the half.

Memphis' final score of the game came just after intermission when Stewart connected with Anthony Miller for a 22-yard touchdown. The touchdown increased Memphis' advantage to 34-0 with 10:53 left in the third period. The scoring toss was Stewart's second of the game, giving him his first multi-touchdown passing performance of his career. Stewart finished the game 13-of-15 passing for 138 yards.

The Tigers defense allowed Cincinnati a touchdown early in the fourth quarter, but did not give up any additional scores.

It is the fourth game the Tigers defense has held an opponent to fewer than 10 points this season. The last time a Memphis defense held more foes to 10 or fewer points in a campaign was five in 1993.

Arthur Maulet led the defense with 10 total tackles. Morley and Tye Northern each added eight stops.

Riley Ferguson was 3-of-5 passing for 21 yards before leaving the game in the first half. Dorceus led the ground attack with 66 yards on 13 carries. Phil Mayhue grabbed three passes for 42 yards and extended his streak of consecutive-games-with-a-catch to 26 straight.


TEAM STATISTICS	MEM	CIN
First Downs	20	17
Net Yards Rushing	53-172	35-100
Net Yards Passing	159	144
Comp-Att-Int	20-16-0	34-23-2
Total Offense Yards	73-331	69-244
Punts: Number-Average	4-45.8	6-41.5
Fumbles: Number-Lost	1-1	1-1
Penalties: Number-Yards	5-45	5-52
Possession Time	33:15	26:45
Third-Down Conversions	8 of 16	5 of 14
Fourth-Down Conversions	1 of 2	1 of 2
Red-Zone Scores-Chances	5-6	1-2
Sacks by: Number-Yards	4-31	1-9

SCORE BY QUARTER	1	2	3	4	F
Memphis	13	14	7	0	34
Cincinnati	0	0	0	7	7

SCORING SUMMARY				
Q	TIME	SCORING PLAY	V-H	
1st	10:33	MEM – ELLIOTT 37 FG, 13-51 4:27	3-0	
	08:38	MEM – DORCEUS 2 run (ELLIOTT kick), 4-18 1:15	10-0	
	06:23	MEM – ELLIOTT 32 FG, 4-3 1:37	13-0	
2nd	12:23	MEM – MAGNIFICO 2 pass from STEWART (ELLIOTT kick), 14-80 5:21	20-0	
	01:28	MEM – DORCEUS 8 run (ELLIOTT kick), 6-32 1:53	27-0	
3rd	10:53	MEM – MILLER 22 pass from STEWART (ELLIOTT kick), 5-37 2:14	34-0	
4th	13:13	CIN – GRAY 10 pass from MOORE (PASLEY kick), 9-65 4:10	34-7	

INDIVIDUAL STATISTICAL LEADERS	
Rushing	MEM-DORCEUS (13-66-2) CIN-BUCKLEY (7-49-0)
Passing	MEM-STEWART (13-15-0-138-2) CIN-MOORE (23-34-2-144-1)
Receiving	MEM-MAYHUE (3-42-0) CIN-COLE (6-34-0)
Tackling	MEM-MAULET (6-4-10) CIN-WILSON (7-5-12)





HOUSTON	44
MEMPHIS	48
LIBERTY BOWL MEMORIAL STADIUM	
NOVEMBER 25, 2016	

A 10-yard touchdown pitch and catch from Riley Ferguson to Anthony Miller secured Memphis its second-consecutive year with a win over a top-25 opponent, as Memphis beat No. 18/21 Houston, 48-44, on Black Friday at Liberty Bowl Memorial Stadium.

The win also snapped a six-game losing streak to the Cougars, dating back to 2006.

Anthony Miller hauled in a career-high and school-record 15 passes for 169 yards and Phil Mayhue had six catches for 142 yards. Both players had two scores. With Miller's 15 catches, he also set the Memphis single-season record for receptions with 84. Miller's two TD receptions move him to a tie for second in Memphis single-season history with 11.

Riley Ferguson completed 30-of-45 passes for four touchdowns and a career-high 409 yards, the fourth-most passing yards in a game in program history. He also climbed three spots in single-season passing yards to second place with 3,326 yards.

Dorland Dorceus rushed 15 times for 82 yards and a touchdown, while Darrell Henderson and Patrick Taylor Jr. each had seven carries for 36 yards. Henderson also had a rushing score.

Memphis ran up 555 yards of total offense, and forced two turnovers in the game, giving the Tigers 28 takeaways on the season.

The Tigers jumped out to a 34-17 half-time lead, scoring the final 13 points of the second quarter, before the Cougars came out firing in the second half and scored 20-unanswered points to grab a 37-34 lead midway through the fourth quarter. Memphis battled back late with

Miller catching two touchdowns in the final 3:49 to win the game.

Memphis took the opening kickoff and needed just two plays to cover 74 yards. Ferguson found Mayhue on a run-passion for 67 yards, staking the Tigers to a 7-0 lead just 42 seconds into the game.

The Cougars responded with a 41-yard field goal on their first possession before the Tigers offense used an even balance of four passes and four rushes to go 83 yards over eight plays, pushing ahead to a 14-3 lead after a Dorceus one-yard touchdown plunge.

The two teams went back-and-forth in the first quarter, with Houston's Duke Catalan running in a 10-yard touchdown and Mayhue answering with his second touchdown reception of the game.

The Cougars again closed the gap to four points with a 29-yard touchdown pass from quarterback Greg Ward to Tyler McCloskey, before Memphis ended the half by scoring the final 13 points.

Memphis kicker Jake Elliott countered by hitting a pair of second-quarter field goals from 40 and 29 yards. Then, after a Tigers interception by Shaun Rupert – the first turnover of the game – the Tigers used the good field position to drive for a score and take 34-17 lead into the locker room.

The Cougars were dominant during the third quarter, outgaining the Tigers 179-40 and scoring 10 unanswered points. Houston continued its strong start to the half with 10 more points to start the fourth quarter.

After Houston took its first lead of the game in the fourth, Memphis responded immediately with a 10-play, 75-yard drive, capped with the first Ferguson-to-Miller connection, this one a 35-yard touchdown to put the hosts back ahead in the game.

Houston retook the lead again, but left the Tigers with 1:29 remaining on the game clock. Memphis countered once again when Ferguson found Miller on a slant pattern from 10 yards away, putting Memphis ahead 48-44 and giving Ferguson his fourth passing touchdown of the contest.


TEAM STATISTICS	HOUSTON	MEMPHIS
First Downs	33	28
Net Yards Rushing	32-137	34-146
Net Yards Passing	487	409
Comp-Att-Int	69-47-1	45-30-0
Total Offense Yards	101-624	79-555
Punts: Number-Average	2-44.0	4-37.5
Fumbles: Number-Lost	1-1	1-0
Penalties: Number-Yards	9-69	10-94
Possession Time	33:01	26:59
Third-Down Conversions	11 of 21	8 of 16
Fourth-Down Conversions	3 of 3	2 of 2
Red-Zone Scores-Chances	4-4	5-5
Sacks by: Number-Yards	1-7	3-15

SCORE BY QUARTER	1	2	3	4	F
Houston	10	7	10	17	44
Memphis	21	13	0	14	48

SCORING SUMMARY				
Q	TIME	SCORING PLAY	V-H	
1st	14:18	MEM – MAYHUE 67 pass from FERGUSON (ELLIOTT kick), 2-74 0:42		0-7
	11:01	HOU – CUMMINGS 41 FG, 11-51 3:17		3-7
	08:24	MEM – DORCEUS 1 run (ELLIOTT kick), 8-83 2:31		3-14
	05:09	HOU – CATALON 10 run (CUMMINGS kick), 11-75 3:15		10-14
	01:52	MEM – MAYHUE 2 pass from FERGUSON (ELLIOTT kick), 10-65 3:17		10-21
	2nd	14:54	HOU – McCLOSKEY 29 pass from WARD Jr. (CUMMINGS kick), 6-75 1:58	
11:57		MEM – ELLIOTT 40 FG, 10-50 2:52		17-24
	07:13	MEM – ELLIOTT 29 FG, 10-43 2:46		17-27
	01:17	MEM – HENDERSON 2 run (ELLIOTT kick), 9-58 3:40		17-34
	3rd	12:56	HOU – ALLEN 35 pass from WARD Jr. (CUMMINGS kick), 7-65 1:55	
04:49		HOU – CUMMINGS 25 FG, 13-62 4:44		27-34
4th	13:07	HOU – CUMMINGS 26 FG, 18-64 5:40		30-34
	07:02	HOU – BONNER 55 pass from WARD Jr. (CUMMINGS kick), 7-79 2:32		37-34
	03:49	MEM – MILLER 35 pass from FERGUSON (ELLIOTT kick), 10-75 3:13		37-41
	01:29	HOU – ALLEN 3 pass from WARD Jr. (CUMMINGS kick), 7-75 2:20		44-41
	00:19	MEM – MILLER 10 pass from FERGUSON (ELLIOTT kick), 5-72 1:05		44-48

INDIVIDUAL STATISTICAL LEADERS	
Rushing	HOU-WARD Jr. (16-65-0) MEM-DORCEUS (15-82-1)
Passing	HOU-WARD Jr. (47-67-1-487-4) MEM-FERGUSON (30-45-0-409-4)
Receiving	HOU-BONNER (17-235-1) MEM-MILLER (15-169-2)
Tackling	HOU-ADAMS (10-0-10) MEM-COOK (10-1-11)

GAME NO. 13 • VS WESTERN KENTUCKY



MEMPHIS 31
WESTERN KENTUCKY 51
 FAU STADIUM (30,000)
 DECEMBER 20, 2016

BOCA RATON, Fla. – Tigers redshirt junior Anthony Miller posted his eighth 100-yard receiving game of the 2016 campaign, but it wasn't enough as the University of Memphis football squad dropped a 51-31 decision to Western Kentucky in the Boca Raton Bowl Tuesday.

The Boca Raton Bowl, which was played at FAU Stadium on Florida Atlantic University's campus, was Memphis' third-straight postseason trip. It is the second time in program history the Tigers played in three-consecutive bowl games, with the first stretch being from 2003-05.

Miller finished Tuesday's contest with 151 yards on 11 catches and three touchdowns. Miller's receptions (11), receiving yards (151) and touchdowns (3) all were Memphis bowl records. His 18 points scored tied another Memphis bowl mark. The three scores also were a career single-game best for Miller. The 100-yard

receiving game was the 10th of his career, tying Miller with Duke Calhoun for the most 100-yard performances in program history.

The Memphis, Tenn., native wrapped up his season totals with 95 receptions for 1,434 yards and 14 touchdowns. He now holds the top spot on all three single-season receiving charts. For his career, Miller has 142 catches for 2,128 yards and 19 touchdowns. He is on the Memphis career lists for catches (4th), yards (3rd) and touchdowns (2nd).

Quarterback Riley Ferguson, who left the game for a series late in the third quarter, returned and ended the game 25-of-43 passing for 372 yards and four touchdowns. Ferguson's 372 yards is a Tigers bowl record and his four touchdowns tied a school bowl mark.

Ferguson now holds the program record for most touchdown tosses in a season with 32. His 372-yard passing performance Tuesday was his seventh 300-yard game of 2016. He wrapped up the season with 3,698 passing yards, the second-most for a season in program history.

The Tigers jumped out to an early 7-0 lead on their second drive of the game. Ferguson tossed a pass to Tony Pollard in the right flat, and Pollard took it in from 45 yards out for the score.

After a Western Kentucky touchdown tied the game at 7-all, Memphis regained the advantage at 10-7 on a Jake Elliott 33-yard field goal. The score capped a nine-play, 59-yard drive.

That, however, was Memphis' final lead of the contest. The Hilltoppers outscored the Tigers 34-7 over the next two-plus quarters to take a 41-17 advantage and put the contest out of reach.

The Tigers managed to cut the Western Kentucky lead to 13 points at 44-31 after two Ferguson-to-Miller touchdown connections. The first was a 10-yard score near the end of the third quarter, and the second was a beautiful 45-yard strike to

the back of the end zone in the fourth period.

The Hilltoppers responded with a final touchdown with just over two minutes left to secure the bowl victory.

TEAM STATISTICS	MEM	WKU
First Downs	27	28
Net Yards Rushing	32-73	48-262
Net Yards Passing	418	336
Comp-Att-Int	27-49-1	20-30-1
Total Offense Yards	81-491	78-598
Punts: Number-Average	2-39.5	3-41.0
Fumbles: Number-Lost	0-0	0-0
Penalties: Number-Yards	5-53	8-84
Possession Time	23:22	36:38
Third-Down Conversions	4 of 14	4 of 10
Fourth-Down Conversions	3 of 6	0 of 0
Red-Zone Scores-Chances	3-4	6-7
Sacks by: Number-Yards	6-24	5-31

SCORE BY QUARTER	1	2	3	4	F
Memphis	10	7	7	7	31
Western Kentucky	14	14	16	7	51

SCORING SUMMARY				
Q	TIME	SCORING PLAY	V-H	
1st	10:43	MEM – POLLARD 45 pass from FERGUSON (ELLIOTT Kick), 5-65 1:53	7-0	
	07:42	WKU – DONATELL 4 pass from WHITE (SIMCOX kick), 8-75 3:01	7-7	
	05:38	MEM – ELLIOTT 33 FG, 9-59 2:04	10-7	
	01:47	WKU – LAMP 9 Run (SIMCOX kick), 8-78 3:51	10-14	
2nd	11:59	WKU – NORRIS 37 pass from WHITE (SIMCOX kick), 6-74 2:13	10-21	
	09:00	MEM – MILLER 7 pass from FERGUSON (ELLIOTT kick), 8-75, 2:59	17-21	
	02:16	WKU – WALES 2 run (SIMCOX kick), 13-71 6:44	17-28	
3rd	13:24	WKU – TAYLOR 41 pass from WHITE (SIMCOX kick), 4-75 1:36	17-35	
	07:31	WKU – WALES 3 run (Kick failed), 3-21 1:23	17-41	
	05:34	MEM – MILLER 10 pass from FERGUSON (ELLIOTT kick), 6-75 1:57	24-41	
	03:34	WKU – SIMCOX 21 FG, 6-71 2:00	24-44	
4th	08:47	MEM – MILLER 45 pass from FERGUSON (ELLIOTT kick), 6-72 1:37	31-44	
	02:18	WKU – WALES 1 run (SIMCOX kick), 11-75 6:29	31-51	

INDIVIDUAL STATISTICAL LEADERS	
Rushing	MEM-TAYLOR (3-34-0) WKU-WALES (35-253-3)
Passing	MEM-FERGUSON (25-43-372-4-1) WKU-WHITE (20-30-336-3-1)
Receiving	MEM-MILLER (11-151-3) WKU-TAYLOR 9-144-1
Tackling	MEM-MAULET (8-3-11) WKU-LESTON (5-4-9)



2017 MEMPHIS FOOTBALL

2016 MEMPHIS FOOTBALL STATISTICS

OVERALL RECORD: 8-5 | HOME: 5-2 | AWAY: 3-2 | NEUTRAL: 0-1 | AMERICAN ATHLETIC CONFERENCE: 5-3

2016 RESULTS

DATE	OPPONENT	W/L	SCORE	ATT.
Sep 03	SEMO	W	35-17	42,876
Sep 17	KANSAS	W	43-7	34,448
Sep 24	BOWLING GREEN	W	77-3	38,713
Oct 01	at #16 Ole Miss	L	28-48	65,889
Oct. 6	TEMPLE*	W	34-27	34,743
Oct 14	at Tulane*	W	24-14	21,098
Oct 22	at #24 Navy*	L	28-42	35,943
Oct 29	TULSA*	L	30-59	36,894
Nov 05	at SMU*	W	51-7	24,379
Nov 12	USF*	L	42-49	37,218
Nov 18	at Cincinnati*	W	34-7	25,796
Nov 25	#18 HOUSTON*	W	48-44	36,527
Dec 20	vs WKU	L	31-51	24,726

Overall Attendance: 459,250 (35,327)

Home: 261,419 (37,346) | Away: 173,107 (34,621) | Neutral: 24,726

TEAM STATISTICS

	MEMPHIS	OPPONENT
Scoring	505	375
Points Per Game	38.8	28.8
Points Off Turnovers	103	68
First Downs	303	309
Rushing/Passing	102/174	137/147
Penalty	27	25
Total Net Yards	6330	5287
Total Plays	1028	960
Plays per Game	79.1	73.8
Avg per Play	6.2	5.5
Avg per Game	486.9	406.7
Net Rushing Yards	2333	1905
Rushing Yds Gained	2641	2331
Rushing Yds Lost	308	426
Total Attempts	563	541
Avg per Attempt	4.1	3.5
Avg per Game	179.5	146.5
TDs Rushing	29	24
Net Passing Yards	3997	3382
Comp/Att/Int	311/465-5	242/419-12
Avg per Pass	8.6	8.1
Avg per Catch	12.9	14.0
Avg per Game	307.5	260.2
TDs Passing	30	22
Punts/Avg/Blk	74/38.7/0	99/38.1/1
Net Punting	38.0	33.4
Avg Punts per Game	5.7	7.6
Punt Ret/Yds/Avg	42/371/8.8	13/36/2.8
Kickoff Ret/Yds/Avg	38/866/22.8	33/598/18.1
Turnovers Gained/Lost	22/14	14/22
Interceptions/Yds/Avg	12/156/13.0	5/25/5.0
Fumbles/Lost	18-9	22-10
Turnover Margin	+0.61	-0.61
Penalties/Yds	99/976	78/735
Yds Penalized/Game	75.1	56.5
3rd Dwn Cnv/Att/Pct	101/207/49%	72/194/37%
4th Dwn Cnv/Att/Pct	10/18/56%	5/19/26%
Time of Possession Avg	30:21	29:39
Touchdowns Scored	64	46
Field Goals/Attempts	23/28	12/14
On-Side Kicks	1/1	0/0
Red-Zone Scores/Att/Pct	56/63/89%	37/44/84%

SCORE BY QUARTERS

	1	2	3	4	OT	TOTAL	GAME
Memphis	127	170	131	94	-	522	40.1
Opponents	85	91	76	103	-	355	27.3

RUSHING

NAME	G	ATT	YDG	YDL	YDS	AVG	TD	LG	AVG/G
DORCEUS, D.	13	132	839	29	810	6.1	9	71	62.3
TAYLOR, Patrick	13	93	572	26	546	5.9	2	51	42.0
HENDERSON, D.	13	87	509	27	482	5.5	5	45	37.1
POLLARD, Tony	13	31	170	11	159	5.1	1	19	12.2
Jason Stewart	5	25	89	12	77	3.1	1	23	15.4
MILLER, Anthony	13	12	90	21	69	5.8	1	41	5.3
Sam Craft	4	16	40	24	16	1.0	0	13	4.0
WALLACE, T.	3	9	17	5	12	1.3	0	5	4.0
OGLESBY, J.	5	2	5	0	5	2.5	0	5	1.0
TEAM	6	9	0	35	-35	-3.9	0	0	-5.8
Riley Ferguson	13	71	173	243	-70	-1.0	4	29	-5.4
Memphis	13	487	2504	433	2071	4.3	23	71	159.3
Opponents	13	530	2914	250	2664	5.0	28	92	204.9

PASSING

NAME	G	EFF	CMP	ATT	INT	PCT	YDS	TD	LG	AVG/G
Riley Ferguson	13	152.65	280	443	10	63.2	3698	32	84	284.5
Jason Stewart	5	146.36	21	32	0	65.6	229	2	28	45.8
Phil Mayhue	12	251.20	1	1	0	100.0	18	0	18	1.5
Spencer Smith	13	200.80	1	1	0	100.0	12	0	12	0.9
Sam Craft	4	0.00	0	0	0	0.0	0	0	0	0.0
Memphis	13	158.23	311	465	5	66.9	3997	30	82	307.5
Opponents	13	137.16	242	419	12	57.8	3382	22	94	260.2

RECEIVING

NAME	G	NO	YDS	AVG	TD	LG	AVG/G
MILLER, Anthony	13	95	1434	15.1	14	84	110.3
MAYHUE, Phil	12	42	677	16.1	4	67	56.4
POLLARD, Tony	13	29	298	10.3	2	45	22.9
MONTIEL, Daniel	13	27	338	12.5	3	38	26.0
HURD, Daniel	13	20	271	13.6	2	33	20.8
HENDERSON, D.	13	20	237	11.9	3	46	18.2
TAYLOR, Patrick	13	11	37	3.4	0	17	2.8
CRAFT, Sam	4	10	126	12.6	1	43	31.5
DORCEUS, D.	13	10	77	7.7	1	18	5.9
MAGNIFICO, Joey	13	9	85	9.4	2	15	6.5
JONES, Kedarian	8	7	121	17.3	1	43	15.1
WILLIAMS, John	13	7	79	11.3	0	20	6.1
OGLESBY, J.	5	5	46	9.2	0	24	9.2
SLADE, Mechane	5	4	27	6.8	0	9	5.4
DYKES, Sean	10	3	37	12.3	0	30	3.7
PROCTOR, R.	7	2	39	19.5	1	31	5.6
BISHOP, Drew	9	1	16	16.0	0	16	1.8
MAULET, Arthur	13	1	12	12.0	0	12	0.9
Memphis	13	303	3957	13.1	34	84	304.4
Opponents	13	304	3246	10.7	20	61	249.7

PUNT RETURNS

NAME	G	NO	YDS	AVG	TD	LG
MILLER, Anthony	15	97	6.5	0	17	24
WILLIAMS, John	4	69	17.2	0	31	53
POLLARD, Tony	1	9	9.0	0	0	8
PROCTOR, R.	1	0	0.0	0	0	0
Memphis	21	175	8.3	0	31	63
Opponents	7	66	9.4	0	37	56

KICKOFF RETURNS

NAME	G	NO	YDS	AVG	TD	LG
POLLARD, Tony	38	1068	28.1	2	100	48
MAGNIFICO, Joey	3	21	7.0	0	12	27
HENDERSON, D.	2	113	56.5	1	99	47
DORCEUS, D.	2	24	12.0	0	20	21
HUFF, Bryce	1	15	15.0	0	15	16
WILSON, J.	1	8	8.0	0	8	24
Memphis	47	1249	26.6	3	100	48
Opponents	28	449	16.0	0	35	29

INTERCEPTIONS

NAME	G	NO	YDS	AVG	TD	LG
AVERY, Genard	2	51	25.5	2	28	53
NELSON, Dontrel	2	0	0.0	0	0	59
PARDNER, J.	2	26	13.0	0	26	
MORLEY, Chris	2	9	4.5	0	9	
MAULET, Arthur	2	18	9.0	0	18	
WHITE, Shareef	1	0	0.0	0	0	
AKINS, Curtis	1	20	20.0	0	20	
COOK, Jonathan	1	0	0.0	0	0	0
WILSON, J.	1	61	61.0	1	61	3
LANIER, Chaunce	1	3	3.0	0	3	16
RUPERT, Shaun	1	12	12.0	0	12	0
Memphis	13	16	20.0	12.5	3	61
Opponents	13	10	81	8.1	1	31

FUMBLE RETURNS

NAME	G	NO	YDS	AVG	TD	LG
GENTRY, Jared	1	40	40.0	0	40	34
COOK, Jonathan	1	50	50.0	0	50	1
Memphis	2	90	45.0	0	50	34
Opponents	2	56	28.0	0	44	2

PUNTING

NAME	G	NO	YDS	AVG	LG	TB	FC	IN20	50+	BLK
Spencer Smith	13	43	2030	47.2	72	4	11	10	18	0
Nick Jacobs	7	14	504	36.0	47	3	6	11	0	0
FERGUSON, Riley	1	41	41.0	41	0	0	1	0	0	0
Memphis	13	58	2530	43.6	63	4	28	22	13	0
Opponents	13	69	2932	42.5	68	7	18	25	13	1

KICKOFFS

NAME	NO	YDS	AVG	TB	OB	RET	NET	YDLN
Jake Elliott	94	5988	63.7	64	2			
Memphis	94	5988	63.7	64	2	449	41.9	23
Opponents	72	4342	60.3	21	3	1249	35.7	29

TOTAL OFFENSE

NAME	G	PLAYS	RUSH	PASS	TOTAL	AVG
FERGUSON, Riley	13	514	-70	3698	3628	279.1
DORCEUS, D.	13	132	810	0	810	62.3
TAYLOR, Patrick	13	93	546	0	546	42.0
HENDERSON, D.	13	87	482	0	482	37.1
STEWART, Jason	5	57	77	229	306	61.2
POLLARD, Tony	13	31	159	0	159	12.2
MILLER, Anthony	13	12	69	0	69	5.3
MAYHUE, Phil	12	1	0	18	18	1.5
CRAFT, Sam	4	16	16	0	16	4.0
SMITH, Spencer	13	1	0	12	12	0.9
WALLACE, T.	3	9	12	0	12	4.0
OGLESBY, J.	5	2	5	0	5	1.0
TEAM	6	9	-35	0	-35	-5.8
Memphis	13	964	2071	3957	6028	463.7
Opponents	13	1025	2664	3246	5910	454.6

FIELD GOALS

NAME	G	1-29	30-39	40-49	50+	TOT	LG	BLK
Jake Elliott	13	4-4	5-7	10-12	2-3	21-26	50	0
Memphis	13	4-4	5-7	10-12	2-3	21-26	50	0
Opponents	13	6-7	4-7	1-3	0-0	11-17	41	0

SCORING

NAME	TD	FG	KICK	PATS					SAF	PTS
				RUSH	RVC	PASS	DXP			
ELLIOTT, Jake	0	21-26	58-58	0-0	0	0-0	0	0	0	121
MILLER, Anthony	15	0-0	0-0	0-2	0	1-1	0	0	0	90
DORCEUS, D.	10	0-0	0-0	0-0	0	0-0	0	0	0	60
HENDERSON, D.	9	0-0	0-0	0-0	0	0-0	0	0	0	54
POLLARD, Tony	5	0-0	0-0	0-0	0	0-0	0	0	0	30
MAYHUE, Phil	4	0-0	0-0	0-0	1	0-0	0	0	0	26
FERGUSON, Riley	4	0-0	0-0	0-0	0	1-1	0	0	0	24
MONTIEL, Daniel	3	0-0	0-0	0-0	1	0-0	0	0	0	20
HURD, Daniel	2	0-0	0-0	0-0	0	0-0	0	0	0	12
AVERY, Genard	2	0-0	0-0	0-0	0	0-0	0	0	0	12
MAGNIFICO, Joey	2	0-0	0-0	0-0	0	0-0	0	0	0	12
TAYLOR, Patrick	2	0-0	0-0	0-0	0	0-0	0	0	0	12
CRAFT, Sam	1	0-0	0-0	1-1	0	0-0	0	0	0	8
JONES, Kedarian	1	0-0	0-0	0-0	0	0-0	0	0	0	6
WILSON, J.	1	0-0	0-0	0-0	0	0-0	0	0	0	6
STEWART, Jason	1	0-0	0-0	0-0	0	0-0	0	0	0	6
PROCTOR, R.	1	0-0	0-0	0-0	0	0-0	0	0	0	6
Memphis	63	21-26	58-58	1-3	2	2-2	0	0	0	505
Opponents	49	11-17	48-49	0-0	0	0-0	0	0	0	375

ALL-PURPOSE YARDS

NAME	G	RUSH	REC	PR	KOR	IR	TOT	AVG
MILLER, Anthony	13	69	1434	97	0	0	1600	123.1
POLLARD, Tony	13	159	298	9	1068	0	1534	118.0
DORCEUS, D.	13	810	77	0	24	0	911	70.1
HENDERSON, D.	13	482	237	0	113	0	832	64.0
MAYHUE, Phil	12	0	677	0	0	0	677	56.4
TAYLOR, Patrick	13	546	37	0	0	0	583	44.8
MONTIEL, Daniel	13	0	338	0	0	0	338	26.0
HURD, Daniel	13	0	271	0	0	0	271	20.8
WILLIAMS, John	13	0	79	69	0	0	148	11.4
CRAFT, Sam	4	16	126	0	0	0	142	35.5
JONES, Kedarian	8	0	121	0	0	0	121	15.1
MAGNIFICO, Joey	13	0	85	0	21	0	106	8.2
STEWART, Jason	5	77	0	0	0	0	77	15.4
WILSON, J.	13	0	0	0	8	61	69	5.3
AVERY, Genard	13	0	0	0	0	51	51	3.9
OGLESBY, J.	5	5	46	0	0	0	51	10.2
PROCTOR, R.	7	0	39	0	0	0	39	5.6
DYKES, Sean	10	0	37	0	0	0	37	3.7
MAULET, Arthur	13	0	12	0	0	18	30	2.3
SLADE, Mechane	5	0	27	0	0	0	27	5.4
PARDNER, J.	12	0	0	0	0	26	26	2.2
AKINS, Curtis	13	0	0	0	0	20	20	1.5
BISHOP, Drew	9	0	16	0	0	0	16	1.8
HUFF, Bryce	11	0	0	0	15	0	15	1.4
WALLACE, T.	3	12	0	0	0	0	12	4.0
RUPERT, Shaun	13	0	0	0	0	12	12	0.9
MORLEY, Chris	13	0	0	0	0	9	9	0.7
LANIER, Chaunce	13	0	0	0	0	3	3	0.2
TEAM	6	-35	0	0	0	0	-35	-5.8
FERGUSON, Riley	13	-70	0	0	0	0	-70	-5.4
Memphis	13	2333	3997	224	985	156	7695	591.9
Opponents	13	1905	3382	155	340	25	5807	446.7

2017 MEMPHIS FOOTBALL

RILEY FERGUSON GAME-BY-GAME PASSING


	COMP	ATT	INT	PCT	YARDS	TD	LONG	SACKED	EFFIC
Southeast Missouri	26	40	2	65.0	295	3	23	3	141.7
Kansas	15	24	0	62.5	189	2	84	5	156.1
Bowling Green	20	27	0	74.1	359	6	60	1	259.1
at Ole Miss	30	46	3	65.2	343	0	42	1	114.8
Temple	17	26	0	65.4	174	0	21	4	121.6
at Tulane	21	34	1	61.8	236	1	46	3	123.9
at Navy	25	40	0	62.5	333	2	33	4	148.9
Tulsa	19	40	2	47.5	349	3	59	4	135.5
at SMU	20	27	0	74.1	287	4	50	2	212.3
USF	29	46	1	63.0	331	3	57	0	140.7
at Cincinnati	3	5	0	60.0	21	0	9	0	95.3
Houston	30	45	0	66.7	409	4	67	1	172.3
vs. Western Kentucky	25	43	1	58.1	372	4	45	5	156.9
TOTALS	280	443	10	63.2	3698	32	84	33	152.6

JASON STEWART GAME-BY-GAME PASSING

	COMP	ATT	INT	PCT	YARDS	TD	LONG	SACKED	EFFIC
Kansas	0	1	0	0.0	0	0	0	0	0.0
Bowling Green	3	5	0	60.0	36	0	19	0	120.5
at SMU	4	6	0	66.7	27	0	16	0	104.5
at Cincinnati	13	15	0	86.7	138	2	22	1	207.9
WKU	1	5	0	20.0	28	0	28	0	67.0
TOTALS	21	32	0	65.6	229	2	28	1	146.4

GAME-BY-GAME RUSHING (No. -Yds-TDs)

OPPONENT	SAM CRAFT	DOROLAND DORCEUS	RILEY FERGUSON	DARRELL HENDERSON	ANTHONY MILLER	JAE'LON OGLESBY	TONY POLLARD	JASON STEWART	PATRICK TAYLOR	TEARRIS WALLACE
Southeast Missouri	DNP	14-34-1	6-(-11)-0	7-86-0	-	DNP	3-5-0	DNP	7-86-0	DNP
Kansas	DNP	7-27-1	7-(-26)-0	13-88-0	3-56-0	-	5-40-1	5-15-0	13-88-0	1-1-0
Bowling Green	6-14-0	9-117-1	2-(-10)-1	5-45-1	1-(-5)-0	-	1-19-0	10-28-1	5-45-1	6-9-0
at Ole Miss	1-(-13)-0	14-72-1	5-3-2	5-20-0	3-25-1	1-5-0	-	DNP	5-20-0	DNP
Temple	7-9-0	8-96-1	7-(-8)-0	-	2-(-4)-0	DNP	-	DNP	-	DNP
at Tulane	2-6-0	7-81-0	5-(-15)-0	9-75-1	1-4-0	1-0-0	1-11-0	DNP	5-3-0	DNP
at Navy	DNP	8-41-0	8-(-11)-0	9-35-0	-	-	2-15-0	DNP	4-18-1	DNP
Tulsa	DNP	8-14-0	6-(-33)-0	12-84-1	-	DNP	1-2-0	DNP	15-92-0	DNP
at SMU	DNP	14-77-1	3-(-9)-0	9-34-0	-	DNP	6-26-0	2-23-0	3-7-0	2-20-0
USF	DNP	10-76-0	4-41-1	12-81-1	-	DNP	-	DNP	9-79-0	DNP
at Cincinnati	DNP	13-66-2	2-10-0	3-5-0	1-5-0	DNP	9-37-0	8-11-0	17-38-0	DNP
Houston	DNP	15-82-1	3-5-0	7-36-1	1-(-12)-0	DNP	1-(-1)-0	DNP	7-36-0	DNP
vs. Western Kentucky	DNP	5-27-0	13-(-6)-0	9-13-0	-	DNP	2-5-0	-	3-34-0	DNP
TOTALS	16-16-0	132-810-9	71-(-70)-4	87-482-5	12-69-1	2-5-0	31-159-1	25-77-1	93-546-2	9-12-0



RILEY FERGUSON



JASON STEWART

GAME-BY-GAME RECEIVING (No.-Yds-TDs)

OPPONENT	DREW BISHOP	SAM CRAFT	DOROLAND DORCEUS	SEAN DYKES	DARRELL HENDERSON	DANIEL HURD	KEDARIAN JONES	JOEY MAGNIFICO	PHIL MAYHUE	ANTHONY MILLER
Southeast Missouri	DNP	DNP	1-13-1	DNP	3-39-2	4-44-0	DNP	1-11-0	1-21-0	9-103-0
Kansas	-	DNP	-	-	-	1-14-0	DNP	1-15-0	4-34-1	5-93-1
Bowling Green	-	2-48-1	1-0-0	-	2-27-0	1-9-0	1-19-0	-	3-72-1	3-77-1
at Ole Miss	DNP	4-35-0	1-1-0	-	2-(-1)-0	2-33-0	DNP	1-14-0	6-69-0	10-132-0
Temple	DNP	4-43-0	1-0-0	-	1-2-0	1-7-0	DNP	-	6-84-0	1-1-0
at Tulane	DNP	-	1-18-0	-	4-67-1	-	-	-	4-74-0	4-32-0
at Navy	-	DNP	-	1-30-0	-	5-78-1	-	1-9-0	3-43-0	9-134-1
Tulsa	-	DNP	1-5-0	-	-	1-6-0	2-20-1	-	1-24-0	12-250-2
at SMU	1-16-0	DNP	-	1-1-0	3-45-0	-	2-55-0	2-8-1	DNP	4-102-2
USF	-	DNP	1-9-0	-	2-16-0	1-7-1	-	-	2-24-0	10-153-1
at Cincinnati	-	DNP	2-23-0	1-6-0	1-8-0	-	DNP	1-2-1	3-42-0	2-37-1
Houston	-	DNP	-	DNP	2-34-0	1-3-0	2-27-0	2-26-0	6-142-2	15-169-2
vs. Western Kentucky	-	DNP	1-8-0	DNP	-	3-70-0	-	-	3-48-0	11-151-3
Totals	1-16-0	10-126-1	10-77-1	3-37-0	20-237-3	20-271-2	7-121-1	9-85-2	42-677-4	95-1434-14

GAME-BY-GAME RECEIVING (No.-Yds-TDs)

OPPONENT	DANIEL MONTIEL	JAE'LON OGLESBY	TONY POLLARD	RODERICK PROCTOR	MECHANE SLADE	PATRICK TAYLOR	JOHN WILLIAMS
Southeast Missouri	1-6-0	DNP	2-24-0	-	3-21-0	-	1-13-0
Kansas	1-6-0	1-6-0	-	-	DNP	2-21-0	-
Bowling Green	3-34-1	2-30-0	4-57-1	1-31-1	-	-	1-15-0
at Ole Miss	1-22-0	DNP	1-8-0	-	DNP	-	-
Temple	2-29-0	1-4-0	1-8-0	-	DNP	-	-
at Tulane	1-9-0	-	3-24-0	-	DNP	1-0-0	2-8-0
at Navy	-	DNP	4-26-0	1-8-0	DNP	1-5-0	-
Tulsa	1-38-0	DNP	1-6-0	DNP	-	-	-
at SMU	4-45-1	DNP	3-23-0	DNP	1-6-0	2-(-7)-0	1-20-0
USF	10-100-1	DNP	2-20-0	DNP	-	1-2-0	-
at Cincinnati	1-15-0	DNP	2-13-0	DNP	DNP	3-13-0	-
Houston	-	DNP	2-8-0	DNP	DNP	-	-
vs. Western Kentucky	2-34-0	DNP	4-81-1	DNP	DNP	1-3-0	2-23-0
Totals	27-383-3	5-46-0	29-298-2	2-39-1	4-27-0	11-37-0	7-79-0



ANTHONY MILLER

2017 MEMPHIS FOOTBALL

DEFENSE

No.	Defender	GP	UA	A	TOT	TFL/yds	SACKS/yds	Pass Defense			Fumbles		BLK	SAF
								INT/yds	BRUP	QBH	FR/yds	FF		
14	COOK, Jonathan	13	72	16	80.0	5.5-14	.	1-0	8	.	1-50	.	.	
6	VERY, Genard	13	63	18	72.0	11.0-59	5.0-31	2-51	2	6	.	2	.	
8	MAULET, Arthur	13	57	16	65.0	7.5-26	4.5-23	2-18	13	.	.	2	.	
17	MORLEY, Chris	13	54	22	65.0	2.0-9	1.0-8	2-9	5	1	1-0	3	.	
7	AKINS, Curtis	13	48	26	61.0	2.0-3	.	1-20	
25	HALL, Austin	11	42	14	49.0	7.5-27	.	.	3	.	1-0	.	.	
12	LANIER, Chaunce	13	34	7	37.5	2.0-7	.	1-3	7	.	1-0	1	.	
13	MONTGOMERY, D.	13	29	13	35.5	2.0-7	1.0-6	.	.	3	.	.	.	
30	WHITE, Shareef	10	28	10	33.0	.	.	1-0	1	1	.	1	.	
2	NORTHERN, Tye	12	25	7	28.5	5.5-22	1.0-5	.	2	.	.	1	.	
38	WILSON, J.	13	20	10	25.0	6.0-26	3.0-20	1-61	2	2	.	.	.	
48	SUTTLES, Ernest	13	18	7	21.5	5.5-29	3.0-18	.	2	2	1-0	.	.	
10	NELSON, Dontrel	8	21	1	21.5	1.0-4	.	2-0	1	
58	PENNINGTON, D.	13	14	7	17.5	2.0-4	.	.	3	
15	JOHNSON, C.	13	15	4	17.0	3.0-13	2.0-10	.	1	2	.	.	.	
29	PORTER, Darian	13	14	6	17.0	2.0-3	0.5-1	.	.	.	1-0	.	.	
19	RUPERT, Shaun	13	16	1	16.5	.	.	1-12	.	.	.	1	.	
98	GENTRY, Jared	11	8	8	12.0	3.0-7	1-40	.	.	
39	SLAUGHTER, C.	13	10	.	10.0	
26	PARDNER, J.	12	8	1	8.5	.	.	2-26	1	
97	COOPER, E.	9	7	1	7.5	3.0-6	1.0-4	.	.	1	.	.	.	
5	BRADY, Latarius	8	4	7	7.5	1.0-1	1-0	.	.	
95	EDWARDS, M.	5	6	2	7.0	1.5-6	1.0-6	.	.	.	2-0	.	.	
24	JORDAN, Deandre	13	5	1	5.5	1-0	.	.	
50	HARDEN, Lenard	13	5	.	5.0	
55	HUFF, Bryce	11	4	1	4.5	
9	COLLINS, Jamil	9	3	1	3.5	.	.	.	2	
23	ROSS, B.J.	10	3	1	3.5	
3	MILLER, Anthony	13	2	1	2.5	
31	YOUNG, Anthony	2	2	.	2.0	
83	HURD, Daniel	13	2	.	2.0	1	.	
8	HENDERSON, D.	13	2	.	2.0	
1	POLLARD, Tony	13	2	.	2.0	1	
72	TATE, Trevon	13	1	.	1.0	
96	JOHNSON, Khalil	2	1	.	1.0	1.0-1	.	.	1	
57	FERRARI, Hayden	1	1	.	1.0	
9	WILLIAMS, John	13	1	.	1.0	
45	ROBINSON, Noah	3	1	.	1.0	
92	JONES, Peyton	2	1	.	1.0	
13	JONES, Kedarian	8	1	.	1.0	
33	SUMPTER, P.	8	.	1	0.5	
TM	TEAM	6	1-0	.	.	
41	MORGAN, Trevor	13	1-0	.	.	
	Total.....	13	650	210	755.0	74-274	23-132	16-200	54	18	13-90	12	1	
	Opponents.....	13	629	224	741.0	94.0-402	35-254	10-81	57	26	11-56	13	.	



GAME-BY-GAME DEFENSE (UT-AT)

NAME	SEMO	KU	BGSU	OM	TEM	TLN	NAVY	TLS	SMU	USF	CIN	HOU	WKU
Jonathan Cook	7-1	8-0	2-0	5-4	5-0	1-2	6-2	8-1	4-0	10-0	2-2	10-1	4-3
Genard Avery	7-0	4-1	4-1	6-3	8-1	1-1	4-4	6-0	5-1	3-0	5-2	5-2	5-2
Chris Morley	1-1	7-1	3-3	7-0	3-0	1-3	6-5	4-2	4-0	8-1	4-4	5-0	1-2
Curtis Akins	3-0	-	2-0	-	2-1	4-4	7-9	8-2	4-2	11-0	1-1	3-1	3-6
Arthur Maulet	3-0	2-0	1-0	4-1	2-0	5-2	4-2	4-3	7-0	6-0	6-4	5-1	8-3
Austin Hall	2-0	8-0	-	1-2	7-1	10-2	2-6	2-1	2-1	5-0	0-1	DNP	DNP
DeMarco Montgomery	3-1	1-1	3-0	4-0	3-1	1-2	4-2	4-0	1-0	1-0	2-0	2-0	0-6
Chauncey Lanier	4-0	1-0	1-1	5-1	5-0	3-1	1-1	5-0	2-0	2-1	0-1	2-0	3-1
Shareef White	2-0	5-0	3-1	4-2	5-1	DNP	0-1	DNP	DNP	3-0	3-4	3-1	-
Tye Northern	DNP	0-1	1-0	-	-	-	1-0	4-0	1-1	-	5-3	9-1	4-1
Jonathan Wilson	-	0-1	-	1-0	2-0	32-1	3-3	3-1	1-0	1-0	2-2	3-0	1-2
Ernest Suttles	1-0	3-0	1-0	1-3	1-0	4-0	2-3	1-0	-	3-0	0-1	1-0	-
Dontrell Nelson	2-0	2-0	2-0	3-0	DNP	DNP	DNP	DNP	DNP	DNP	3-0	4-0	5-1
Donald Pennington	1-0	1-0	-	0-1	1-1	3-0	1-1	1-1	1-1	2-0	0-1	2-0	1-1
Darian Porter	0-1	1-0	1-1	0-1	-	3-0	0-1	2-0	5-0	-	2-1	0-1	-
Christian Johnson	-	-	1-0	2-1	1-0	1-1	5-1	1-0	1-0	-	1-1	1-0	1-0
Shaun Rupert	2-0	2-0	1-0	4-0	2-0	1-0	-	1-0	-	1-0	1-1	-	1-0
Jared Gentry	-	2-0	2-1	1-1	-	0-1	1-5	-	-	2-0	-	DNP	DNP
Latarious Brady	DNP	DNP	DNP	DNP	DNP	-	0-2	1-1	2-0	-	0-4	1-0	-
Christian Slaughter	-	-	2-0	-	1-0	3-0	-	-	-	3-0	-	-	1-0
Jahmahl Pardner	-	3-1	-	1-0	2-0	-	-	1-0	1-0	-	-	-	DNP
Michael Edwards	2-0	-	0-1	1-1	3-0	DNP	DNP	DNP	DNP	DNP	DNP	DNP	DNP
Emmanuel Cooper	-	-	1-0	-	DNP	DNP	DNP	DNP	1-0	-	0-1	-	5-0
Deandre Jordan	-	1-0	1-1	1-0	-	-	-	-	-	1-0	1-0	-	-
Lenard Harden	1-0	-	2-0	-	-	-	-	-	2-0	-	-	-	-
Bryce Huff	-	-	1-0	0-1	DNP	DNP	1-0	2-0	-	-	-	-	-
Jamil Collins	-	-	-	0-1	-	DNP	DNP	-	2-0	-	-	-	-
B.J. Ross	-	-	-	0-1	1-0	-	1-0	-	1-0	-	DNP	DNP	DNP
Anthony Miller	-	-	-	-	-	-	0-1	1-0	1-0	-	-	-	-
Tony Pollard	-	-	-	-	-	-	-	-	-	-	-	1-0	1-0
Anthony Young	-	DNP	2-0	DNP	DNP	DNP	DNP	DNP	DNP	DNP	DNP	DNP	DNP
Darrell Henderson	-	-	-	-	-	1-0	-	1-0	-	-	-	-	-
Daniel Hurd	-	-	-	1-0	-	-	-	-	-	-	-	-	1-0
Hayden Ferrari	DNP	DNP	1-0	DNP	DNP	DNP	DNP	DNP	DNP	DNP	DNP	DNP	DNP
Khalil Johnson	DNP	-	1-0	DNP	DNP	DNP	DNP	DNP	DNP	DNP	DNP	DNP	DNP
Noah Robinson	DNP	1-0	-	DNP	DNP	-	DNP	DNP	DNP	DNP	DNP	DNP	DNP
Trevon Tate	-	-	-	-	-	-	-	1-0	-	-	-	-	-
Kedarian Jones	DNP	DNP	-	DNP	DNP	-	-	1-0	-	-	DNP	-	-
Peyton Jones	DNP	DNP	-	DNP	DNP	DNP	DNP	DNP	DNP	DNP	1-0	DNP	DNP
Phillip Sumpter	-	-	-	DNP	-	DNP	0-1	-	-	-	DNP	DNP	DNP
John Williams	-	-	4-0	-	-	-	-	-	-	-	-	-	-



JONATHAN COOK

2017 MEMPHIS FOOTBALL

GAME-BY-GAME TACKLES FOR LOSS

NAME	SEMO	KU	BGSU	OM	TEM	TLN	NAVY	TLS	SMU	USF	CIN	HOU	WKU
Genard Avery	2.0-6	2.0-11	-	-	1.0-4	-	-	-	2.0-9	-	2.0-18	1.0-6	1.0-5
Austin Hall	1.0-6	2.0-5	-	-	-	3.0-13	-	0.5-1	-	1.0-2	-	DNP	DNP
Arthur Maulet	-	-	-	-	-	-	-	0.5-0	1.0-10	1.0-1	1.0-2	0.5-1	3.5-12
Jonathan Wilson	-	-	-	1.0-5	1.0-10	-	1.0-4	-	-	1.0-1	1.0-5	1.0-1	-
Ernest Suttles	-	1.0-7	-	-	-	1.0-5	-	-	-	2.0-11	0.5-0	1.0-6	-
Tye Northern	DNP	-	-	-	-	1.0-5	1.0-2	-	-	-	1.5-9	1.0-1	1.0-5
Jonathan Cook	1.0-4	1.0-3	-	-	-	-	1.0-2	-	-	1.0-2	0.5-2	1.0-1	-
Jared Gentry	-	1.0-2	1.5-4	-	-	-	0.5-1	-	-	-	-	DNP	DNP
Christian Johnson	-	-	-	1.0-3	-	-	-	-	-	-	-	1.0-7	1.0-3
Emmanuel Cooper	-	-	1.0-1	-	DNP	DNP	DNP	DNP	-	-	-	-	2.0-5
Chris Morley	-	-	-	-	-	-	-	-	-	1.0-1	1.0-8	-	-
Curtis Akins	-	-	-	-	-	-	-	-	1.0-2	1.0-1	-	-	-
Chauncey Lanier	-	-	-	-	-	-	-	-	-	1.0-1	-	-	1.0-6
Darian Porter	-	1.0-1	-	-	-	-	-	-	-	-	0.5-1	0.5-1	-
DeMarco Montgomery	1.0-6	-	-	-	-	-	0.5-0	-	-	-	-	-	0.5-1
Donald Pennington	1.0-3	-	-	-	-	-	-	-	-	-	-	1.0-1	-
Michael Edwards	1.0-6	-	0.5-0	-	-	DNP	DNP	DNP	DNP	DNP	DNP	DNP	DNP
Dontrell Nelson	1.0-4	-	-	-	DNP	-	DNP	DNP	DNP	DNP	-	-	-
Khalil Johnson	DNP	-	1.0-1	DNP	DNP	DNP	DNP	DNP	DNP	DNP	DNP	DNP	DNP
Latarious Brady	DNP	DNP	DNP	DNP	DNP	-	-	-	1.0-1	-	-	-	-



GENARD AVERY

GAME-BY-GAME QUARTERBACK SACKS

NAME	SEMO	KU	BGSU	OM	TEM	TLN	NAVY	TLS	SMU	USF	CIN	HOU	WKU
Genard Avery	-	-	-	-	1.0-4	-	-	-	2.0-9	-	2.0-18	-	-
Arthur Maulet	-	-	-	-	-	-	-	-	1.0-10	-	-	0.5-1	3.0-12
Ernest Suttles	-	1.0-7	-	-	-	1.0-5	-	-	-	-	-	1.0-6	-
Jonathan Wilson	-	-	-	1.0-5	1.0-10	-	-	-	-	-	1.0-5	-	-
Christian Johnson	-	-	-	1.0-5	1.0-10	-	-	-	-	-	1.0-5	-	-
Tye Northern	DNP	-	-	-	-	-	-	-	-	-	-	-	1.0-5
DeMarco Montgomery	1.0-6	-	-	-	-	-	-	-	-	-	-	-	-
Michael Edwards	1.0-6	-	-	-	-	DNP	DNP	DNP	DNP	DNP	DNP	DNP	DNP
Emmanuel Cooper	1.0-6	-	-	-	-	DNP	DNP	DNP	-	-	-	-	1.0-4
Chris Morley	-	-	-	-	DNP	DNP	DNP	DNP	-	-	-	-	1.0-4
Darian Porter	-	-	-	-	-	-	-	-	-	-	-	0.5-1	-

2016 TEAM STATS

IN THE RED ZONE

MEMPHIS TOTAL SCORES - 44

Touchdowns 35, Field Goals 9

NON SCORES - 11

FGA - 2, Down - 3, Fumble - 4, Int - 0, Halftime 2

OPPONENT TOTAL SCORES - 48

Touchdowns 28, Field Goals 9

OPPONENT NON SCORES - 8

FGA - 5, Down - 2, Int - 0, Fumble - 0, Halftime 1



JAKE ELLIOTT

GAME-BY-GAME FIELD GOALS

OPPONENT	JAKE ELLIOTT	
	MADE	MISSED
SEMO	45, 40	-
KANSAS	41, 42, 50	39
BOWLING GREEN	-	-
at Ole Miss	-	-
TEMPLE	19, 42	39
at Tulane	37, 21, 50	-
at Navy	-	47
TULSA	40	-
at SMU	43, 44, 31	-
USF	47, 29	-
at Cincinnati	37, 32	-
HOUSTON	40, 29	-
Western Kentucky	33	43

GAME-BY-GAME PUNTING (No.-Avg.-In 20)

OPPONENT	SPENCER SMITH	NICK JACOBS
	SEMO	3-45.3-0
KANSAS	3-51.3-2	3-35.7-3
BOWLING GREEN	6-45.3-1	DNP
at Ole Miss	3-35.0-2	1-36.0-1
TEMPLE	3-53.7-0	4-40.2-3
at Tulane	5-45.4-2	1-48.0-0
at Navy	2-41.5-1	DNP
TULSA	4-42.2-0	1-44.0-1
at SMU	5-49.6-2	DNP
USF	2-49.5-1	DNP
at Cincinnati	4-45.8-0	DNP
Houston	4-37.5-0	DNP
Western Kentucky	1-41.0-0	1-38.0-1



SPENCER SMITH



NICK JACOBS

MEMPHIS GAME HIGHS

Rushes	53	at Cincinnati (Nov. 18, 2016)
Yards Rushing	277	vs USF (Nov. 12, 2016)
Yards Per Rush	7.9	vs USF (Nov. 12, 2016)
TD Rushes	4	vs Bowling Green (Sep. 24, 2016)
	4	at Ole Miss (Oct. 1, 2016)
Pass attempts	49	vs WKU (Dec. 20, 2016)
Pass completions	31	at Ole Miss (Oct. 1, 2016)
Yards Passing	418	vs WKU (Dec. 20, 2016)
Yards Per Pass	12.3	vs Bowling Green (Sep. 24, 2016)
TD Passes	6	vs Bowling Green (Sep. 24, 2016)
Total Plays	82	vs Tulsa (Oct. 29, 2016)
Total Offense	635	vs Bowling Green (Sep. 24, 2016)
Yards Per Play	8.2	vs Bowling Green (Sep. 24, 2016)
Points	77	vs Bowling Green (Sep. 24, 2016)
Sacks By	6	vs WKU (Dec. 20, 2016)
First Downs	29	vs USF (Nov. 12, 2016)
Penalties	12	vs Tulsa (Oct. 29, 2016)
Penalty Yards	98	vs Tulsa (Oct. 29, 2016)
Turnovers	4	at Ole Miss (Oct. 1, 2016)
	4	vs Tulsa (Oct. 29, 2016)
Interceptions By	4	vs Bowling Green (Sep. 24, 2016)
Punts	7	vs Temple (Oct. 29, 2016)
Punting Avg	49.6	at SMU (Nov. 5, 2016)
Long Punt	63	at Tulane (Oct. 14, 2016)
Punts inside 20	5	vs Kansas (Sep. 17, 2016)
Long Punt Return	31	vs Kansas (Sep. 17, 2016)

MEMPHIS INDIVIDUAL GAME HIGHS

Rushes	17	Patrick Taylor at Cincinnati (Nov. 18, 2016)
Yards Rushing	117	Doroland Dorceus vs BGSU (Sep. 24, 2016)
TD Rushes	2	Riley Ferguson at Ole Miss (Oct. 1, 2016)
	2	Doroland Dorceus vs Temple (Oct. 6, 2016)
Long Rush	71	Doroland Dorceus vs Temple (Oct. 6, 2016)
Pass attempts	46	Riley Ferguson at Ole Miss (Oct. 1, 2016)
	46	Riley Ferguson vs USF (Nov. 12, 2016)
Pass completions	30	Riley Ferguson at Ole Miss (Oct. 1, 2016)
	30	Riley Ferguson vs Houston (Nov. 25, 2016)
Yards Passing	409	Riley Ferguson vs Houston (Nov. 25, 2016)
TD Passes	6	Riley Ferguson vs BGSU (Sep. 24, 2016)
Long Pass	84	Riley Ferguson vs Kansas (Sep. 17, 2016)
Receptions	15	Anthony Miller vs Houston (Nov. 25, 2016)
Yards Receiving	250	Anthony Miller vs Tulsa (Oct. 29, 2016)
TD Receptions	3	Anthony Miller vs WKU (Dec. 20, 2016)
Long Reception	84	Anthony Miller vs. Kansas (Sep. 17, 2016)
Field Goals	3	Jake Elliott vs. Kansas (Sep. 17, 2016)
	3	Jake Elliott at Tulane (Oct. 14, 2016)
	3	Jake Elliott at SMU (Nov. 5, 2016)
Long Field Goal	50	Jake Elliott vs. Kansas (Sep. 17, 2016)
	50	Jake Elliott at Tulane (Oct. 14, 2016)
Punts	6	Spencer Smith vs BGSU (Sep. 24, 2016)
Punting Avg	53.7	Spencer Smith vs Temple (Oct. 6, 2016)
Long Punt	63	Spencer Smith at Tulane (Oct. 14, 2016)
Punts inside 20	3	Nick Jacobs vs Kansas (Sep. 17, 2016)
	3	Nick Jacobs vs Temple (Oct. 6, 2016)
Long Punt Return	31	John Williams vs Kansas (Sep. 17, 2016)
Long Kickoff Return	100	Tony Pollard at Navy (Oct. 22, 2016)
Tackles	16	Curtis Akins at Navy (Oct. 22, 2016)
Sacks	3.0	Arthur Maulet vs WKU (Dec. 20, 2016)
Tackles For Loss	3.5	Arthur Maulet vs WKU (Dec. 20, 2016)
Interceptions	1	16 times

OPPONENT TEAM GAME HIGHS

Rushes	74	Navy (Oct. 22, 2016)
Yards Rushing	447	Navy (Oct. 22, 2016)
Yards Per Rush	8.3	USF (Nov. 12, 2016)
TD Rushes	6	Tulsa (Oct. 29, 2016)
Pass attempts	69	Houston (Nov. 25, 2016)
Pass completions	47	Houston (Nov. 25, 2016)
Yards Passing	487	Houston (Nov. 25, 2016)
Yards Per Pass	21.2	Navy (Oct. 22, 2016)
TD Passes	4	Houston (Nov. 25, 2016)
Total Plays	101	Houston (Nov. 25, 2016)
Total Offense	679	USF (Nov. 12, 2016)
Yards Per Play	8.6	USF (Nov. 12, 2016)
Points	59	Tulsa (Oct. 29, 2016)
Sacks By	5	Kansas (Sep. 17, 2016)
	5	WKU (Dec. 20, 2016)
First Downs	34	Ole Miss (Oct. 2, 2016)
Penalties	9	Houston (Nov. 25, 2016)
Penalty Yards	84	WKU (Dec. 20, 2016)
Turnovers	6	Kansas (Sep. 17, 2016)
Interceptions By	3	Ole Miss (Oct. 2, 2016)
Punts	9	SEMO (Sep. 3, 2016)
	9	SMU (Nov. 5, 2016)
Punting Avg	47.4	Bowling Green (Sep. 24, 2016)
Long Punt	68	Bowling Green (Sep. 24, 2016)
Punts inside 20	5	Bowling Green (Sep. 24, 2016)
	5	SMU (Nov. 5, 2016)
Long Punt Return	37	Temple (Oct. 6, 2016)

OPPONENT INDIVIDUAL GAME HIGHS

Rushes	35	Anthony Wales, WKU (Dec. 20, 2016)
Yards Rushing	249	James Flanders, Tulsa (Oct. 29, 2016)
TD Rushes	5	James Flanders, Tulsa (Oct. 29, 2016)
Long Rush	92	Rodney Adams, USF (Nov. 12, 2016)
Pass attempts	67	Greg Ward, Jr., Houston (Nov. 25, 2016)
Pass completions	47	Greg Ward, Jr., Houston (Nov. 25, 2016)
Yards Passing	487	Greg Ward, Jr., Houston (Nov. 25, 2016)
TD Passes	4	Greg Ward, Jr., Houston (Nov. 25, 2016)
Long Pass	61	Phillip Walker, Temple (Oct. 6, 2016)
Receptions	17	Linell Bonner, Houston (Nov. 25, 2016)
Yards Receiving	235	Linell Bonner, Houston (Nov. 25, 2016)
TD Receptions	2	Jahad Thomas, Temple (Oct. 6, 2016)
	2	Keegan Lucas, Tulsa (Oct. 29, 2016)
	2	Chance Allen, Houston (Nov. 25, 2016)
Long Reception	61	Jahad Thomas, Temple (Oct. 6, 2016)
Field Goals	3	Ty Cummings, Houston (Nov. 25, 2016)
Long Field Goal	41	Ty Cummings, Houston (Nov. 25, 2016)
Punts	9	Jamie Sackville, SMU (Nov. 5, 2016)
Punting Avg	51.4	Alex Knight, SEMO (Sep. 3, 2016)
Long Punt	68	Joe Davidson, Bowling Green (Sep. 24, 2016)
Punts inside 20	5	Joe Davidson, Bowling Green (Sep. 24, 2016)
	5	Jamie Sackville, SMU (Nov. 5, 2016)
Long Punt Return	37	Jahad Thomas, Temple (Oct. 6, 2016)
Long Kickoff Return	35	Brandon Wislon, Houston (Nov. 25, 2016)
Tackles	12	Eric Wilson, Cincinnati (Nov. 18, 2016)
Sacks	3.0	Nick Dawson, WKU (Dec. 20, 2016)
Tackles For Loss	5.0	Haason Reddick, Temple (Oct. 6, 2016)
Interceptions	2	Zedrick Woods, Ole Miss (Oct. 1, 2016)

2016 TEAM STATS

2016 MEMPHIS TEAM STATS

OFF	RUSHING						RECEIVING						PASSING						FIRST			
	Date	Opponent	NO	YDS	TD	LG	NO	YDS	TD	LG	CMP	ATT	INT	YDS	TD	LG	DOWNS	PEN	TOP	PTS	T/O	
Sep 3	SEMO	33	110	1	51	26	295	3	23	26-40-2	295	3	23	27	4-40	27:59	35	7				
Sep 17	KANSAS	47	205	2	41	15	189	2	84	15-25-0	189	2	84	19	8-89	28:36	43	13				
Sep 24	BOWLING GREEN	45	240	4	42	23	395	6	60	23-32-0	395	6	60	25	9-85	31:47	77	28				
Oct 1	at Ole Miss	31	119	4	15	31	355	0	42	31-47-3	355	0	42	27	7-52	27:47	28	7				
Oct 6	TEMPLE	32	149	2	71	17	174	0	21	17-26-0	174	0	21	15	3-25	21:45	34	7				
Oct 14	at Tulane	33	163	1	61	21	236	1	46	21-34-1	236	1	46	16	7-79	27:28	24	3				
Oct 22	at Navy	31	98	1	20	25	333	2	33	25-40-0	333	2	33	24	3-25	20:12	28	0				
Oct 29	TULSA	42	159	1	43	19	349	3	59	19-70-2	349	3	59	22	12-98	26:36	30	0				
Nov 5	at SMU	39	160	1	55	24	314	4	50	24-33-0	314	4	50	24	3-26	30:58	51	14				
Nov 12	USF	35	277	2	35	29	331	3	57	26-46-1	331	3	57	29	6-60	27:11	42	0				
Nov 18	at Cincinnati	53	172	2	16	16	159	2	22	16-20-0	159	2	22	20	5-45	33:15	34	17				
Nov 25	HOUSTON	34	146	2	22	30	409	4	67	30-45-0	409	4	67	28	10-94	26:59	48	7				
Dec 20	vs WKU	32	73	0	23	27	418	4	45	27-49-1	418	4	45	27	5-53	23:22	31	0				
Totals		487	2071	23	71	303	3957	34	84	303-477-10	3957	34	84	303	82-771	353:55	505	103				
Opponent		530	2664	28	92	304	3246	20	61	304-495-16	3246	20	61	309	85-777	426:05	375	68				-72:10

Average Per Rush: 4.3
 Average Per Catch: 13.1
 Pass Efficiency: 152.53
 Kickoff Return Average: 26.6
 Punt Return Average: 8.3
 All-Purpose Average/Game: 588.6
 Total Offense Average/Game: 463.7

2016 OPPONENT STATS

Date	Opponent	RUSHING				RECEIVING				PASSING				FIRST DOWNS	PEN	TOP	OFF PTS T/O		
		NO	YDS	TD	LG	NO	YDS	TD	LG	CMP	ATT	INT	YDS					TD	LG
Sep 3	SEMO	29	110	1	61	19	143	1	21	19	34	1	143	1	21	8-80	32:01	17	3
Sep 17	KANSAS	31	121	1	66	26	193	0	35	26	41	2	193	0	35	8-41	31:24	7	0
Sep 24	BOWLING GREEN	28	91	0	15	24	203	0	40	24	48	4	203	0	40	4-59	28:13	3	0
Oct 1	at Ole Miss	44	263	4	53	30	361	1	39	30	44	1	361	1	39	6-65	32:13	48	14
Oct 6	TEMPLE	29	86	1	19	36	445	2	61	36	59*	2	445	2	61	7-61	38:15	27	3
Oct 14	at Tulane	44	169	1	36	11	144	1	28	11	30	1	144	1	28	7-62	32:32	14	7
Oct 22	at Navy	74	447	4	36	3	85	2	52	3	4	0	85	2	52	3-20	39:48	42	7
Oct 29	TULSA	54	362	6	52	20	234	2	28	20	33	0	234	2	28	7-63	33:24	59	21
Nov 5	at SMU	32	100	0	13	21	208	1	29	21	40	1	208	1	29	6-46	29:02	51	14
Nov 12	USF	50	416	5	92	24	263	2	49	24	29	0	263	2	49	7-75	32:49	42	0
Nov 18	at Cincinnati	35	100	0	15	23	144	1	17	23	34	2	144	1	17	5-52	26:45	34	17
Nov 25	HOUSTON	32	137	1	18	47	487	4	55	47	69	1	487	4	55	9-69	33:01	48	7
Dec 20	vs WKU	48	262	4	53	20	336	3	41	20	30	1	336	3	41	8-84	36:38	31	0
Totals		530	2664	28	92	304	3246	20	61	304	495	16	3246	20	61	85	777	426	103

Average Per Rush: 5.0
 Average Per Catch: 10.7
 Pass Efficiency: 123.37
 Kickoff Return Average: 16.0
 Punt Return Average: 9.4
 All-Purpose Average/Game: 500.5
 Total Offense Average/Game: 454.6

2016 TEAM STATS

MEMPHIS THIRD DOWN CONVERSIONS

Date	Opponent	Score	Overall	1st Qtr	2nd Qtr	3rd Qtr	4th Qtr	Overtime
Sep 3	SEMO	W 35-17	7-16 43.8%	2-4 50.0%	2-4 50.0%	3-6 50.0%	0-2 0.0%	
Sep 17	KANSAS	W 43-7	3-14 21.4%	1-4 25.0%	1-4 25.0%	0-3 0.0%	1-3 33.3%	
Sep 24	BOWLING GREEN	W 77-3	7-14 50.0%	1-3 33.3%	2-3 66.7%	3-4 75.0%	1-4 25.0%	
Oct 1	at Ole Miss	L 48-28	5-13 38.5%	1-4 25.0%	1-4 25.0%	1-3 33.3%	2-3 66.7%	
Oct 6	TEMPLE	W 34-27	5-15 33.3%	0-4 0.0%	4-8 50.0%	0-3 0.0%	1-3 33.3%	
Oct 14	at Tulane	W 24-14	4-14 28.6%	3-6 50.0%	1-4 25.0%	0-2 0.0%	0-2 0.0%	
Oct 22	at Navy	L 42-28	8-15 53.3%	1-1 100.0%	1-4 25.0%	0-2 0.0%	3-7 42.9%	
Oct 29	TULSA	L 59-30	9-19 47.4%	1-4 25.0%	4-6 66.7%	3-7 42.9%	1-2 50.0%	
Nov 5	at SMU	W 51-7	7-16 43.8%	2-3 66.7%	2-5 40.0%	2-5 40.0%	1-3 33.3%	
Nov 12	USF	L 49-42	4-12 33.3%	2-5 40.5%	0-2 0.0%	2-2 100.0%	0-3 0.0%	
Nov 18	at Cincinnati	W 34-7	8-16 50.0%	3-5 60.0%	1-4 25.0%	1-2 50.0%	3-5 60.0%	
Nov 25	HOUSTON	W 48-44	8-16 50.0%	1-2 50.0%	3-6 50.0%	0-3 0.0%	4-5 80.0%	
Dec 20	vs WKU	L 51-31	8-19 28.6%	2-5 40.0%	1-3 33.3%	0-1 0.0%	1-4 20.0%	
Totals			79-194 40.7%	20-50 40.0%	23-53 43.4%	18-44 40.9%	18-347 38.3%	
Opponents			73-192 38.0%	22-48 45.8%	15-51 29.4%	17-49 34.7%	19-44 43.2%	

MEMPHIS FOURTH DOWN CONVERSIONS

Date	Opponent	Score	Overall	1st Qtr	2nd Qtr	3rd Qtr	4th Qtr	Overtime
Sep 3	SEMO	W 35-17	0-0 0.0%	0-0 0.0%	0-0 0.0%	0-0 0.0%	0-0 0.0%	
Sep 17	KANSAS	W 43-7	0-1 0.0%	0-0 0.0%	0-1 0.0%	0-0 0.0%	0-0 0.0%	
Sep 24	BOWLING GREEN	W 77-3	1-1 100.0%	1-1 100.0%	0-0 0.0%	0-0 0.0%	0-0 0.0%	
Oct 1	at Ole Miss	L 48-28	1-1 100.0%	1-1 100.0%	0-0 0.0%	0-0 0.0%	0-0 0.0%	
Oct 6	TEMPLE	W 34-27	0-0 0.0%	0-0 0.0%	0-0 0.0%	0-0 0.0%	0-0 0.0%	
Oct 14	at Tulane	W 24-14	0-1 0.0%	0-0 0.0%	0-0 0.0%	0-0 0.0%	0-0 0.0%	
Oct 22	at Navy	L 42-28	2-3 66.7%	0-0 0.0%	0-1 0.0%	0-0 0.0%	2-2 100.0%	
Oct 29	TULSA	L 59-30	2-2 100.0%	0-0 0.0%	0-0 0.0%	2-2 100.0%	0-0 0.0%	
Nov 5	at SMU	W 51-7	0-1 0.0%	0-0 0.0%	0-0 0.0%	0-0 0.0%	0-1 0.0%	
Nov 12	USF	L 49-42	1-2 50.0%	0-0 0.0%	1-1 100.0%	0-0 0.0%	0-1 0.0%	
Nov 18	at Cincinnati	W 34-7	1-5 50.0%	0-0 0.0%	1-1 100.0%	0-0 0.0%	0-1 0.0%	
Nov 25	HOUSTON	W 48-44	2-2 100.0%	1-1 100.0%	1-1 100.0%	0-0 0.0%	0-0 0.0%	
Dec 20	vs WKU	L 51-31	3-6 50.0%	1-1 100.0%	0-0 0.0%	0-1 0.0%	2-4 50.0%	
Totals			13-22 59.1%	3-4 75.0%	3-5 60.0%	3-4 75.0%	4-9 44.4%	
Opponents			14-23 60.9%	1-1 100.0%	5-8 62.5%	4-8 50.0%	4-6 66.7%	

MEMPHIS TIME OF POSSESSION

Date	Opponent	Score	Overall	1st Qtr	2nd Qtr	3rd Qtr	4th Qtr	Overtime
Sep 3	SEMO	W 35-17	27:59	7:04	7:04	7:55	5:56	
Sep 17	KANSAS	W 43-7	28:36	6:37	7:46	6:31	7:42	
Sep 24	BOWLING GREEN	W 77-3	31:47	7:09	6:51	9:42	8:05	
Oct 1	at Ole Miss	L 48-28	27:47	7:41	5:59	8:47	5:20	
Oct 6	TEMPLE	W 34-27	21:45	4:27	5:18	6:03	5:57	
Oct 14	at Tulane	W 24-14	27:28	9:27	6:05	4:44	7:12	
Oct 22	at Navy	L 42-28	20:12	3:29	6:34	3:32	6:37	
Oct 29	TULSA	L 59-30	26:36	5:26	6:15	9:04	5:51	
Nov 5	at SMU	W 51-7	30:58	6:29	6:26	8:38	9:25	
Nov 12	USF	L 49-42	27:11	7:10	5:40	9:41	4:40	
Nov 18	at Cincinnati	W 34-7	33:15	10:03	9:25	3:45	10:02	
Nov 25	HOUSTON	W 48-44	26:59	6:36	9:23	3:04	7:56	
Dec 20	vs WKU	L 51-31	23:22	6:53	5:42	5:00	5:47	
Memphis Total			353:55	88:31	88:28	86:26	90:30	0:00
Avg.			32:46	6:48	6:48	6:38	6:57	0:00
Opponents			426:05	106:29	106:32	108:34	104:30	0:00
Avg.			32:46	8:11	8:11	8:21	8:02	0:00

2016 TEAM STATS

MEMPHIS INSIDE OPPONENT RED ZONE

Date	Opponent	Score	Times in RZ	Times Scored	Tot Pts	TDs	Rush TDs	Pass TDs	FGs Made	FGA	Down	Int	Fumbled	Half	Game
Sep 3	SEMO	W 35-17	4	3	22	3	1	2	0	0	0	0	0	1	0
Sep 17	KANSAS	W 43-7	5	3	20	3	2	1	0	1	1	0	0	0	0
Sep 24	BOWLING GREEN	W 77-3	5	5	35	5	4	1	0	0	0	0	0	0	0
Oct 1	at Ole Miss	L 48-28	5	4	28	4	4	0	0	0	0	0	1	0	0
Oct 6	TEMPLE	W 34-27	2	1	3	0	0	0	1	1	0	0	0	0	0
Oct 14	at Tulane	W 24-14	2	2	6	0	0	0	2	0	0	0	0	0	0
Oct 22	at Navy	L 42-28	3	2	14	2	1	1	0	0	1	0	0	0	0
Oct 29	TULSA	L 59-30	5	3	20	3	1	2	0	0	0	0	1	1	0
Nov 5	at SMU	W 51-7	4	4	24	3	1	2	1	0	0	0	0	0	0
Nov 12	USF	L 49-42	5	4	24	3	1	2	1	0	1	0	0	0	0
Nov 18	at Cincinnati	W 34-7	6	5	27	3	2	1	2	0	0	0	1	0	0
Nov 25	HOUSTON	W 48-44	5	5	31	4	2	2	1	0	0	0	0	0	0
Dec 20	vs WKU	L 51-31	4	3	17	2	0	2	1	0	0	0	1	0	0
Totals			55	44	271	35	19	16	9	2	3	0	4	2	0

44 of 55 (80.0%)

OPPONENTS INSIDE MEMPHIS RED ZONE

Date	Opponent	Score	Times in RZ	Times Scored	Tot Pts	TDs	Rush TDs	Pass TDs	FGs Made	FGA	Down	Int	Fumbled	Half	Game
Sep 3	SEMO	W 35-17	2	2	10	1	0	1	1	0	0	0	0	0	0
Sep 17	KANSAS	W 43-7	0	0	0	0	0	0	0	0	0	0	0	0	0
Sep 24	BOWLING GREEN	W 77-3	2	1	3	0	0	0	1	0	1	0	0	0	0
Oct 1	at Ole Miss	L 48-28	7	6	34	4	3	1	2	0	0	0	0	1	0
Oct 6	TEMPLE	W 34-27	5	4	20	2	1	1	2	1	0	0	0	0	0
Oct 14	at Tulane	W 24-14	3	2	14	2	1	1	0	1	0	0	0	0	0
Oct 22	at Navy	L 42-28	7	6	42	6	4	2	0	1	0	0	0	0	0
Oct 29	TULSA	L 59-30	5	5	31	4	3	1	1	0	0	0	0	0	0
Nov 5	at SMU	W 51-7	1	1	7	1	0	1	0	0	0	0	0	0	0
Nov 12	USF	L 49-42	3	2	14	2	2	0	0	1	0	0	0	0	0
Nov 18	at Cincinnati	W 34-7	2	1	7	1	0	1	0	0	1	0	0	0	0
Nov 25	HOUSTON	W 48-44	4	4	20	2	1	1	2	0	0	0	0	0	0
Dec 20	vs WKU	L 51-31	7	6	37	5	4	1	1	1	0	0	0	0	0
Totals			48	40	239	30	19	11	10	5	2	0	0	1	0

40 of 48 (83.3%)

OFFENSE START CHART												
OPPONENT	QB	RB	WR	WR	WR	WR/RB/TE	TE	LT	LG	C	RG	RT
SEMO	Ferguson	Dorceus	Mayhue	Miller	Hurd (WR)	Montiel	Montiel	Kuhn	Roberson	Kyser	Lafaele	Neville
KANSAS	Ferguson	Dorceus	Mayhue	Miller	Magnifico (TE)	Montiel	Montiel	Tate	Roberson	Kyser	Lafaele	Kuhn
BOWLING GREEN	Ferguson	Henderson	Mayhue	Miller	Pollard (RB)	Montiel	Montiel	Tate	Woodard	Kyser	Kuhn	Neville
at Ole Miss	Ferguson	Dorceus	Mayhue	Miller	Hurd (WR)	Montiel	Montiel	Tate	Woodard	Kyser	Kuhn	Neville
TEMPLE *	Ferguson	Craft	Mayhue	Miller	Pollard (RB)	Montiel	Montiel	Tate	Woodard	Kyser	Kuhn	Neville
at Tulane *	Ferguson	Henderson	Mayhue	Miller	Pollard (RB)	Montiel	Montiel	Tate	Woodard	Kyser	Kuhn	Neville
at Navy *	Ferguson	Dorceus	Mayhue	Miller	Dykes (TE)	Montiel	Montiel	Tate	Woodard	Kyser	Kuhn	Roberson
TULSA *	Ferguson	Henderson	Mayhue	Miller	Pollard (RB)	Montiel	Montiel	Tate	Woodard	Kyser	Kuhn	Roberson
at SMU *	Ferguson	Henderson	Jones	Miller	Pollard (RB)	Montiel	Montiel	Tate	Woodard	Kyser	Kuhn	Roberson
USF *	Ferguson	Henderson	Jones	Miller	Pollard (RB)	Montiel	Montiel	Tate	Woodard	Kyser	Kuhn	Roberson
at Cincinnati *	Ferguson	Dorceus	Mayhue	Miller	Magnifico (TE)	Montiel	Montiel	Tate	Woodard	Kyser	Kuhn	Roberson
HOUSTON *	Ferguson	Pollard	Mayhue	Miller	Magnifico (TE)	Montiel	Montiel	Tate	Woodard	Kyser	Kuhn	Roberson
vs WKU	Ferguson	Henderson	Mayhue	Miller	Pollard (RB)	Montiel	Montiel	Tate	Woodard	Kyser	Kuhn	Roberson

DEFENSE START CHART												
OPPONENT	DE	NT	DT	KAT/DE	WILL	MIKE	STAR	CB	FS	SS	CB	
SEMO	Suttles	Pennington	Edwards	Montgomery	Avery	White	Hall	Maulet	Cook	Morley	Lanier	
KANSAS	Suttles	Pennington	Edwards	Montgomery	Avery	White	Hall	Maulet	Cook	Morley	Nelson	
BOWLING GREEN	Suttles	Pennington	Edwards	Montgomery	Avery	White	Hall	Maulet	Cook	Morley	Nelson	
at Ole Miss	Suttles	Pennington	Edwards	Johnson	Avery	White	Hall	Maulet	Cook	Morley	Nelson	
TEMPLE *	Suttles	Pennington	Edwards	Montgomery	Avery	White	Hall	Maulet	Cook	Morley	Lanier	
at Tulane *	Johnson	Pennington	Wilson	Montgomery	Avery	Akins	Hall	Maulet	Cook	Morley	Lanier	
at Navy *	Johnson	Pennington	Wilson	Montgomery	Avery	Akins	Hall	Maulet	Cook	Morley	Lanier	
TULSA *	Johnson	Pennington	Wilson	Montgomery	Avery	Akins	Hall	Maulet	Cook	Morley	Lanier	
at SMU *	Johnson	Pennington	Wilson	Montgomery	Avery	Akins	Hall	Maulet	Cook	Morley	Lanier	
USF *	Suttles	Pennington	Wilson	Montgomery	Avery	Akins	Hall	Maulet	Cook	Morley	Lanier	
at Cincinnati *	Suttles	Pennington	Wilson	Montgomery	Avery	Akins	Hall	Maulet	Cook	Morley	Lanier	
HOUSTON	Suttles	Pennington	Wilson	Montgomery	Avery	Akins	Northern	Maulet	Cook	Morley	Lanier	
vs WKU	Suttles	Pennington	Wilson	Montgomery	Avery	Akins	Maulet	Nelson	Cook	Morley	Lanier	

2016 PARTICIPATION

PARTICIPATION CHART

NAME	GP/GS	SEMO	KU	BGSU	OM	TEM	TLN	NAVY	TLS	SMU	USF	CIN	HOU	WKU
Curtis Akins	13/8	XXX	XXX	XXX	XXX	XXX	START	START	START	START	START	START	START	START
Genard Avery	13/13	START	START	START	START	START	START	START	START	START	START	START	START	START
Drew Bishop	9/-	...	XXX	XXX	XXX	XXX	XXX	XXX	XXX	XXX	XXX	XXX
Latarious Brady	8/-	XXX	XXX	XXX	XXX	XXX	XXX	XXX	XXX
Ross Burcham	1/-	...	XXX	XXX	XXX	XXX
Jamil Collins	9/-	XXX	XXX	XXX	XXX	XXX	XXX	XXX	XXX	...	XXX	...
Zach Collins	4/-	XXX	XXX	XXX	...	XXX
Jonathan Cook	13/13	START	START	START	START	START	START	START	START	START	START	START	START	START
Emmanuel Cooper	9/-	XXX	XXX	XXX	XXX	XXX	XXX	XXX	XXX	XXX
Sam Craft	4/1	XXX	XXX
Keenan Davis	1/-	XXX	XXX
Scottie Dill	13/-	XXX	XXX	XXX	XXX	XXX	XXX	XXX	XXX	XXX	XXX	XXX	XXX	XXX
Jackson Dillon	1/-	XXX
Dorland Dorceus	13/5	START	START	XXX	START	XXX	XXX	START	XXX	XX	XXX	START	XXX	XXX
Sean Dykes	10/1	...	XXX	XXX	XXX	XXX	XXX	START	XXX	XXX	XXX	XXX
Michael Edwards	5/5	START	START	START	START	START
Jake Elliott	13/-	XXX	XXX	XXX	XXX	XXX	XXX	XXX	XXX	XXX	XXX	XXX	XXX	XXX
Steven Enis	1/-	XXX
Riley Ferguson	13/13	START	START	START	START	START	START	START	START	START	START	START	START	START
Hayden Ferrari	1/-	XXX
Jared Gentry	11/-	XXX	XXX	XXX	XXX	XXX	XXX	XXX	XXX	XXX	XXX	XXX	XXX	...
Austin Hall	11/11	START	START	START	START	START	START	START	START	START	START	START
Lenard Harden	13/-	XXX	XXX	XXX	XXX	XXX	XXX	XXX	XXX	XXX	XXX	XXX	XXX	XXX
Darrell Henderson	13/6	XXX	XXX	START	XXX	XXX	START	XXX	START	START	START	XXX	XXX	START
Bryce Huff	11/-	XXX	XXX	XXX	XXX	XXX	XXX	XXX	XXX	XXX	XXX	XXX
Daniel Hurd	13/2	START	XXX	XXX	START	XXX	XXX	XXX	XXX	XXX	XXX	XXX	XXX	XXX
Nick Jacobs	7/-	XXX	XXX	...	XXX	XXX	XXX	...	XXX	XXX
Christian Johnson	13/5	XXX	XXX	XXX	START	XXX	START	START	START	START	XXX	XXX	XXX	XXX
Khalil Johnson	2/-	...	XXX	XXX
Kedarion Jones	8/2	XXX	XXX	XXX	XXX	START	START	...	XXX	XXX
Peyton Jones	2/-	XXX	XXX
Deandre Jordan	12/-	XXX	XXX	XXX	XXX	XXX	XXX	XXX	XXX	XXX	XXX	XXX	XXX	XXX
Gabe Kuhn	13/13	START	START	START	START	START	START	START	START	START	START	START	START	START
Drew Kyser	13/13	START	START	START	START	START	START	START	START	START	START	START	START	START

PARTICIPATION CHART

NAME	GP/GS	SEMO	KU	BGSU	OM	TEM	TLN	NAVY	TLS	SMU	USF	CIN	HOU	WKU
Lio Lafaele	12/2	START	START	XXX	XXX	XXX	XXX	XXX	XXX	XXX	XXX	XXX	XXX	...
Chauncey Lanier	13/10	START	XXX	XXX	XXX	START	START	START	START	START	START	START	START	START
Joey Magnifico	13/3	XXX	START	XXX	XXX	XXX	XXX	XXX	XXX	XXX	XXX	START	START	XXX
Arthur Maulet	13/13	START	START	START	START	START	START	START	START	START	START	START	START	START
Phil Mayhue	12/11	START	START	START	START	START	START	START	START	...	XXX	START	START	START
Gavin McCrary	1/-	XXX
Evan Michael	13/-	XXX	XXX	XXX	XXX	XXX	XXX	XXX	XXX	XXX	XXX	XXX	XXX	XXX
Anthony Miller	13/13	START	START	START	START	START	START	START	START	START	START	START	START	START
NAME	GP/GS	SEMO	KU	BGSU	OM	TEM	TLN	NAVY	TLS	SMU	USF	CIN	HOU	WKU
DeMarco Montgomery	13/12	START	START	START	XXX	START	START	START	START	START	START	START	START	START
Daniel Montiel	13/13	START	START	START	START	START	START	START	START	START	START	START	START	START
Trevor Morgan	13/-	XXX	XXX	XXX	XXX	XXX	XXX	XXX	XXX	XXX	XXX	XXX	XXX	XXX
Chris Monley	13/13	START	START	START	START	START	START	START	START	START	START	START	START	START
Dontrell Nelson	8/4	XXX	START	START	START	"/	XXX	XXX	XXX	XXX
Jace Neville	13/5	START	XXX	START	START	START	START	XXX	XXX	XXX	XXX	XXX	XXX	XXX
Tye Northern	12/1	...	XXX	XXX	XXX	XXX	XXX	XXX	XXX	XXX	XXX	XXX	XXX	XXX
Jae'Lon Oglesby	5/-	...	XXX	XXX	XXX	...	XXX	XXX
Jahmahl Pardner	12/1	XXX	XXX	XXX	XXX	XXX	XXX	XXX	XXX	XXX	XXX	XXX	XXX	...
Brytain Peddy	1/-	XXX
Donald Pennington	13/13	START	START	START	START	START	START	START	START	START	START	START	START	START
Tony Pollard	13/8	XXX	XXX	START	XXX	START	START	XXX	START	START	START	XXX	START	START
Darian Porter	13/-	XXX	XXX	XXX	XXX	XXX	XXX	XXX	XXX	XXX	XXX	XXX	XXX	XXX
Roderick Proctor	7/-	XXX	XXX	XXX	XXX	XXX	XXX	XXX
Christopher Roberson	13/9	START	START	XXX	XXX	XXX	START	START	START	START	START	START	START	START
Noah Robinson	3/-	...	XXX	XXX	XXX
B.J. Ross	10/0	XXX	XXX	XXX	XXX	XXX	XXX	XXX	XXX	XXX	XXX	XXX	XXX	XXX
Shaun Rupert	13/-	XXX	XXX	XXX	XXX	XXX	XXX	XXX	XXX	XXX	XXX	XXX	XXX	XXX
Mechane Slade	5/-	XXX	...	XXX	XXX	XXX	XXX
Christian Slaughter	13/-	XXX	XXX	XXX	XXX	XXX	XXX	XXX	XXX	XXX	XXX	XXX	XXX	XXX
Spencer Smith	13/-	XXX	XXX	XXX	XXX	XXX	XXX	XXX	XXX	XXX	XXX	XXX	XXX	XXX
Jason Stewart	5/-	...	XXX	XXX	XXX	...	XXX	XXX	XXX
NAME	GP/GS	SEMO	KU	BGSU	OM	TEM	TLN	NAVY	TLS	SMU	USF	CIN	HOU	WKU
Phillip Sumpter	8/-	XXX	XXX	XXX	...	XXX	...	XXX	XXX	XXX	XXX
Ernest Suttles	13/9	START	START	START	START	START	XXX	XXX	XXX	XXX	START	START	START	START
Trevon Tate	13/12	XXX	START	START	START	START	START	START	START	START	START	START	START	START
Patrick Taylor	13/-	XXX	XXX	XXX	XXX	XXX	XXX	XXX	XXX	XXX	XXX	XXX	XXX	XXX

2016 PARTICIPATION/2016 LONG PLAYS

PARTICIPATION CHART

NAME	GP/GS	SEMO	KU	BGSU	OM	TEM	TLN	NAVY	TLS	SMU	USF	CIN	HOU	WKU
Nick Thomas	2/-	XXX	...	XXX
Tearris Wallace	3/-	...	XXX	XXX	XXX
Shareef White	10/5	START	START	START	START	XXX	XXX	XXX	XXX	XXX
Cooper Williams	2/-	XXX	XXX
John Williams	13/-	XXX	XXX	XXX	XXX	XXX	XXX	XXX	XXX	XXX	XXX	XXX	XXX	XXX
Jonathan Wilson	13/8	XXX	XXX	XXX	XXX	START	START	START	START	START	START	START	START	START
Dustin Woodard	13/11	XXX	XXX	START	START	START	START	START	START	START	START	START	START	START
Anthony Young	2/-	XXX	...	XXX
Robby Young	12/-	XXX	XXX	XXX	XXX	XXX	XXX	XXX	XXX	XXX	XXX	XXX	XXX	...

20-YARD PLUS PLAYS

100 ^	KR	Tony Pollard	at Navy
99 ^	KR	Darrell Henderson	at SMU
95 ^	KR	Tony Pollard	vs Temple
84 ^	Pass	Anthony Miller from Riley Ferguson	vs Kansas
71 ^	Rush	Doroland Dorceus	vs Temple
67 ^	Pass	Phil Mayhue from Riley Ferguson	vs Houston
61 ^	INT	Jonathan Wilson	vs Kansas
61	Rush	Doroland Dorceus	at Tulane
60 ^	Pass	Anthony Miller from Riley Ferguson	vs BGSU
59 ^	Pass	Anthony Miller from Riley Ferguson	vs Tulsa
55	Rush	Doroland Dorceus	at SMU
51	Rush	Patrick Taylor	vs SEMO
50 ^	Pass	Anthony Miller from Riley Ferguson	at SMU
50	FR	Jonathan Cook	vs Kansas
47	Pass	Anthony Miller from Riley Ferguson	vs Tulsa
46 ^	Pass	Darrell Henderson from Riley Ferguson	at Tulane
45 ^	Pass	Tony Pollard from Riley Ferguson	vs WKU
45 ^	Rush	Darrell Henderson	at Tulane
43 ^	Pass	Sam Craft from Riley Ferguson	vs BGSU
43	Rush	Patrick Taylor	vs Tulsa
43	Pass	Kedarian Jones from Riley Ferguson	at SMU
42	Pass	Anthony Miller from Riley Ferguson	at Ole Miss
42	Rush	Doroland Dorceus	vs BGSU
41	Rush	Anthony Miller	vs Kansas
41	Pass	Anthony Miller from Riley Ferguson	at Ole Miss
40	FR	Jared Gentry	at SMU
39	KR	Tony Pollard	vs BGSU
38	Pass	Daniel Montiel from Riley Ferguson	vs Tulsa
38	KR	Tony Pollard	vs SEMO
38	Rush	Patrick Taylor	vs BGSU
36	KR	Tony Pollard	vs USF
36	KR	Tony Pollard	at Ole Miss
35	KR	Tony Pollard	at Tulane
35 ^	Pass	Anthony Miller from Riley Ferguson	vs Houston
35	Rush	Patrick Taylor	vs USF
33 ^	Pass	Anthony Miller from Riley Ferguson	at Navy
33	Pass	Daniel Hurd from Riley Ferguson	vs WKU
33	KR	Tony Pollard	vs USF
32	Rush	Patrick Taylor	vs Kansas
31 ^	Pass	Roderick Proctor from Riley Ferguson	vs BGSU
31	Pass	Darrell Henderson from Riley Ferguson	at SMU
31	Pass	Anthony Miller from Riley Ferguson	vs Tulsa
31	KR	Tony Pollard	vs Tulsa
31	PR	John Williams	vs Kansas
31	PR	John Williams	at Cincinnati
30	KR	Tony Pollard	vs WKU
30	Pass	Phil Mayhue from Riley Ferguson	vs Houston
30	KR	Tony Pollard	vs Houston
29	Rush	Riley Ferguson	vs USF
29	Pass	Anthony Miller from Riley Ferguson	vs Tulsa
29	KR	Tony Pollard	vs Tulsa
28	Pass	Anthony Miller from Jason Stewart	vs WKU
28	KR	Tony Pollard	vs USF
28	KR	Tony Pollard	vs USF
28	Pass	Phil Mayhue from Riley Ferguson	at Tulane
28	INT ^	Genard Avery	vs BGSU
28	Rush ^	Darrell Henderson	vs Temple
27	Pass	Phil Mayhue from Riley Ferguson	vs BGSU
27	KR	Tony Pollard	vs Tulsa
26	Rush	Doroland Dorceus	vs BGSU
26	KR	Tony Pollard	vs Tulsa
26	Pass	Daniel Hurd from Riley Ferguson	at Ole Miss
26	Pass	Daniel Hurd from Riley Ferguson	vs Tulsa
26	KR	Tony Pollard	vs Tulsa
26	INT	Jahmahl Pardner	vs BGSU
25	Pass	Phil Mayhue from Riley Ferguson	vs Houston
25	KR	Tony Pollard	vs SEMO
25	Pass	Anthony Miller from Riley Ferguson	at SMU
25	Pass	Anthony Miller from Riley Ferguson	vs Tulsa
24	Pass	Daniel Montiel from Riley Ferguson	vs WKU
24	KR	Tony Pollard	at Cincinnati
24	KR	Tony Pollard	vs WKU
24	Pass	Jae'lon Oglesby from Riley Ferguson	at Ole Miss
24	Pass	Phil Mayhue from Riley Ferguson	vs Tulsa
24	KR	Tony Pollard	vs Temple
24	Pass	Daniel Hurd from Riley Ferguson	vs WKU

23	KR	Tony Pollard	vs Houston at SMU
23	Rush	Jason Stewart	vs SEMO at Tulane
23 ^	Pass	Darrell Henderson from Riley Ferguson	vs WKU vs Temple
23	Rush	Patrick Taylor	vs Houston vs Temple
23 ^	INT	Genard Avery	vs Houston vs Temple
23	Pass	Anthony Miller from Riley Ferguson	vs Houston vs USF
23 ^	INT	Genard Avery	at Ole Miss
23	Pass	Anthony Miller from Riley Ferguson	vs BGSU vs Tulsa
23	KR	Tony Pollard	vs USF at Ole Miss
23	Rush	Doroland Dorceus	vs USF at Ole Miss
22	Rush	Darrell Henderson	vs USF at Ole Miss
22	Pass	Daniel Montiel from Riley Ferguson	vs USF at Ole Miss
22	Rush	Doroland Dorceus	vs USF at Ole Miss
22	KR	Tony Pollard	vs USF at Ole Miss
22	Pass	Phil Mayhue from Riley Ferguson	vs WKU at Cincinnati
22 ^	Pass	Anthony Miller from Jason Stewart	vs Houston vs Temple
22	Pass	Anthony Miller from Riley Ferguson	vs Temple vs Temple
21	Pass	Phil Mayhue from Riley Ferguson	vs Temple vs SEMO
21	Pass	Sam Craft from Riley Ferguson	vs Temple vs SEMO
21	Pass	Phil Mayhue from Riley Ferguson	vs BGSU vs BGSU
21 ^	Pass	Tony Pollard from Riley Ferguson	vs USF vs USF
21	Pass	Daniel Montiel from Riley Ferguson	vs WKU vs WKU
21	KR	Tony Pollard	at Navy at Navy
21	Pass	Anthony Miller from Riley Ferguson	vs USF at Navy
21	Pass	Doroland Dorceus	vs USF at Navy
21	KR	Tony Pollard	at Navy at Navy
21	KR	Tony Pollard	at Ole Miss at Ole Miss
21 ^	Pass	Anthony Miller from Riley Ferguson	at SMU at SMU
21	KR	Tony Pollard	vs Temple vs Temple
21	KR	Tony Pollard	vs Houston vs Houston
21 ^	Rush	Darrell Henderson	vs USF vs USF
20	Pass	Daniel Hurd from Riley Ferguson	vs SEMO vs SEMO
20	KR	Doroland Dorceus	at Navy at Navy
20	Pass	Anthony Miller from Riley Ferguson	vs USF vs USF
20	INT	Curtis Akins	at Cincinnati at Cincinnati
20	Pass	John Williams from Riley Ferguson	at SMU at SMU
20	Pass	Anthony Miller from Riley Ferguson	vs Houston vs Houston
20	Rush	Darrell Henderson	vs Tulsa vs Tulsa
20	Rush	Darrell Henderson	vs Kansas vs Kansas
20	Rush	Riley Ferguson	at Navy at Navy
20 ^	Pass	Daniel Montiel from Riley Ferguson	at SMU at SMU

^Denotes touchdown scored on play

LONG PLAYS BY THE NUMBERS

Long Plays By Yards	No.	TD
100+	1	1
90-99	2	2
80-89	1	1
70-79	1	1
60-69	4	3
50-59	6	3
40-49	14	6
30-39	23	3
20-29	71	9

Long Plays By Type	No.	TD
Rushing	25	4
Passing	57	19
Punt returns	2	0
Kick returns	32	3
Interceptions	5	3
Fumble returns	2	0
Total	123	29

20-YARD PLAYS BY PLAYER

Player	No.	TD	R	P	KR	PR	IR	FR
Tony Pollard	33	4	0	3	30	0	0	0
Anthony Miller	24	10	1	23	0	0	0	0
Darrell Henderson	11	6	7	3	1	0	0	0
Phil Mayhue	11	2	0	11	0	0	0	0
Doroland Dorceus	9	1	8	0	1	0	0	0
Patrick Taylor	6	0	6	0	0	0	0	0
Daniel Montiel	6	2	0	6	0	0	0	0
Daniel Hurd	5	0	0	5	0	0	0	0
John Williams	3	0	0	1	0	2	0	0
Genard Avery	2	2	0	0	0	0	2	0
Sam Craft	2	1	0	2	0	0	0	0
Riley Ferguson	2	0	2	0	0	0	0	0
Roderick Proctor	1	1	0	1	0	0	0	0
Jonathan Wilson	1	1	0	0	0	0	1	0
Curtis Akins	1	0	0	0	0	0	1	0
Jason Stewart	1	0	1	0	0	0	0	0
Jae'lon Oglesby	1	0	0	1	0	0	0	0
Jahmahl Pardner	1	0	0	0	0	0	1	0
Sean Dykes	1	0	0	1	0	0	0	0
Jared Gentry	1	0	0	0	0	0	0	1
Kedarian Jones	1	0	0	1	0	0	0	0
Jonathan Cook	1	0	0	0	0	0	0	1
Total	123	29	25	57	32	2	5	2

LONGEST PLAYS OF THE YEAR

Rushing	
71	Doroland Dorceus vs. Temple (10/6/16)
Rushing Touchdown	
71	Doroland Dorceus vs. Temple (10/6/16)
Passing	
84	Anthony Miller from Riley Ferguson vs Kansas (9/17/16)
Passing Touchdown	
84	Anthony Miller from Riley Ferguson vs Kansas (9/17/16)
Punt Return	
31	John Williams vs Kansas (9/17/16)
Kick Return	
100	Tony Pollard at Navy (10/22/16)
Interception Return	
61	Jonathan Wilson vs Kansas (9/17/16)
Fumble Return	
50	Jonathan Cook vs Kansas (9/17/16)
Punt	
63	Spencer Smith at Tulane (10/14/16)
Field Goal	
50	Jake Elliott vs Kansas (9/17/16)
50	Jake Elliott at Tulane (10/14/16)

KEY DEPARTURES



#88 WIDE RECEIVER
DREW BISHOP
 GRADUATED: MAY 2016
 GRADUATED • 3L
 6-0 • 190
 MEMPHIS, TENN.
 ST. GEORGE'S INDEPENDENT SCHOOL
 MAJOR: MARKETING MANAGEMENT

CAREER

Appeared in 31 career games ... Finished career with one reception for 16 yards and six rushes for six yards ... Graduated in May of 2016. with a degree in marketing management.

HONORS (ACADEMIC/ATHLETIC)

Five-time Tiger 3.0 Club honoree (2013 spring, 2013 fall, 2014 spring, 2015 spring, 2016 spring) ... Named to the 2013-14 American Athletic Conference All-Academic Team.

PERSONAL

Son of Jim and Jill Bishop ... Born in Springfield, Ill. Birthday is October 18.

BISHOP'S CAREER RUSHING STATISTICS

YR	G/S	NO	YDS	AVG/C	TDS	LG	AVG/G
2014	10/0	1	6	6.0	0	6	0.7
2015	8/0	0	0	0.0	0	0	0.0
2016	9/0	0	0	0.0	0	0	0.0
Total	27/0	1	6	6.0	0	6	0.04

BISHOP'S CAREER RECEIVING STATISTICS

YR	G/S	NO	YDS	AVG/C	TDS	LG	REC/G	AVG/G
2014	10/0	0	0	0.0	0	0	0.0	0.0
2015	8/0	0	0	0.0	0	0	0.0	0.0
2016	9/0	1	16	16.0	0	16	0.2	3.2
Total	27/0	1	16	16.0	0	16	0.04	0.6

BISHOP'S CAREER HIGHS

Rush Attempts	1, UConn, Nov 29, 2014
Long Rush	6, UConn, Nov 29, 2014
Receptions	1 at SMU, Nov 5, 2016
Long Reception	16 at SMU, Nov 5, 2016
Total Offense Attempts	1 (2x) last at SMU (1 reception)
All-Purpose Yards	16 at SMU, Nov 5, 2016

BISHOP'S GAME-BY-GAME RECEIVING


Date	Opponent	No	Yds	Avg	TDs	LG
8/30/14	Austin Peay	0	0	0.0	0	0
9/6/14	UCLA					Did Not Play
9/20/14	MTSU					Did Not Play
9/27/14	Ole Miss					Did Not Play
10/4/14	Cincinnati	0	0	0.0	0	0
10/11/14	Houston	0	0	0.0	0	0
10/25/14	SMU	0	0	0.0	0	0
10/31/14	Tulsa	0	0	0.0	0	0
11/7/14	Temple	0	0	0.0	0	0
11/15/14	Tulane	0	0	0.0	0	0
11/22/14	USF	0	0	0.0	0	0
11/29/14	UConn	0	0	0.0	0	0
12/22/14	vs BYU	0	0	0.0	0	0
10/2/15	at USF	0	0	0.0	0	0
10/17/15	Ole Miss	0	0	0.0	0	0
10/23/15	at Tulsa	0	0	0.0	0	0
10/31/15	Tulane	0	0	0.0	0	0
11/7/15	Navy	0	0	0.0	0	0
11/14/15	at Houston	0	0	0.0	0	0
11/28/15	SMU	0	0	0.0	0	0
12/30/15	Auburn	0	0	0.0	0	0
9/3/16	SEMO					Did Not Play

BISHOP'S GAME-BY-GAME RECEIVING

Date	Opponent	No	Yds	Avg	TDs	LG
9/17/16	Kansas	0	0	0.0	0	0
9/24/16	Bowling Green	0	0	0.0	0	0
10/1/16	Ole Miss					Did Not Play
10/6/16	Temple					Did Not Play
10/14/16	at Tulane					Did Not Play
10/22/16	at Navy	0	0	0.0	0	0
10/29/16	Tulsa	0	0	0.0	0	0
11/5/16	at SMU	1	16	16.0	0	16
11/12/16	USF	0	0	0.0	0	0
11/18/16	at Cincinnati	0	0	0.0	0	0
11/25/16	Houston	0	0	0.0	0	0
12/20/16	vs WKU	0	0	0.0	0	0

BISHOP'S GAME-BY-GAME RUSHING

Date	Opponent	No	Yds	Avg	TDs	LG
11/29/14	UConn	1	6	6.0	0	6



#5 DEFENSIVE LINE
LATARIUS BRADY
 GRADUATED: DECEMBER 2016
 GRADUATED • 4L
 6-2 • 280
 MEMPHIS, TENN.
 EAST HS
 MAJOR: COMMUNITY PHYSICAL EDUCATION

CAREER

Came back from an ACL injury suffered at the end of spring drills to play in eight of 13 games in 2016 ... For his career, appeared in 46 games, including every game in 2013, 2014 and 2015 ... Finished with 65 career tackles, including five TFL, two forced fumbles, two fumble recoveries and two passes defended...Graduated in December of 2016.

AWARDS (ACADEMIC/ATHLETIC)

Earned Tiger 3.0 Club honors for the 2012 fall, 2013 fall, 2014 spring, 2015 fall and 2016 spring semesters ... A Dean's List student for the 2016 spring semester.

PERSONAL

Son of Oneka Brady ... Born in Memphis ... Birthday is February 16 ... Has a younger sister, Kanecia Hines, and a younger brother, Brady ... A community physical education major.

BRADY'S CAREER DEFENSIVE STATISTICS

YR	G/S	UT	AT	TOT	PD	FR	FF	TFL	SK	INT
2013	12/0	6	5	11	0	0-0	0	0.5-2	0-0	0-0
2014	13/7	16	14	30	2	2-0	1	1.5-6	1-6	0-0
2015	13/2	8	5	13	0	0-0	1	2-7	1-6	0-0
2016	8/0	4	7	11	0	1-0	0	1-1	0-0	0-0
Total	16/9	34	31	65	2	3-0	2	5-16	2-12	0-0

BRADY'S CAREER HIGHS

Tackles	5, BYU, Dec 22, 2014
Tackles for Loss	1.5, MTSU, Sep 20, 2014
Sacks	1 (2x), Last: Missouri St. Sep 5, 2015
Forced Fumbles	1 (2x), last vs SMU, Nov. 28, 2015
Fumbles Recovered	1 (3x) last at Cincinnati, Nov 18, 2016
Pass Deflections	1 (2x), Tulsa, Oct 31, 2014

BRADY'S GAME-BY-GAME DEFENSE

Date	Opponent	UT	AT	TT	TFL	SK	FF	PB	INT
9/7/13	Duke	0	1	1	0-0	0	0	0	0-0
9/14/13	MTSU	0	0	0	0-0	0	0	0	0-0
9/21/13	Arkansas State	2	1	3	0-0	0	0	0	0-0

KEY DEPARTURES

BRADY'S GAME-BY-GAME DEFENSE

Date	Opponent	UT	AT	TT	TFL	SK	FF	PB	INT
10/5/13	UCF	0	1	1	0-0	0-0	0	0	0-0
10/12/13	Houston	0	2	2	0.5-2	0-0	0	0	0-0
10/19/13	SMU	0	0	0	0-0	0-0	0	0	0-0
10/30/13	Cincinnati	1	0	1	0-0	0-0	0	0	0-0
11/9/13	UT Martin	1	0	1	0-0	0-0	0	0	0-0
11/16/13	USF	0	0	0	0-0	0-0	0	0	0-0
11/23/13	Louisville	0	0	0	0-0	0-0	0	0	0-0
11/30/13	Temple	1	0	1	0-0	0-0	0	0	0-0
12/7/13	UConn	1	0	1	0-0	0-0	0	0	0-0
8/30/14	Austin Peay	4	0	4	0-0	0-0	0	0	0-0
9/6/14*	UCLA	2	0	2	0-0	0-0	0	0	0-0
9/20/14	MTSU	1	2	3	2-6	1-6	1	0	0-0
9/27/14*	Ole Miss	2	1	3	0-0	0-0	0	1	0-0
10/4/14*	Cincinnati	1	3	4	0-0	0-0	0	0	0-0
10/11/14*	Houston	0	0	0	0-0	0-0	0	0	0-0
10/25/14*	SMU	2	0	2	0-0	0-0	0	0	0-0
10/31/14*	Tulsa	1	1	2	0-0	0-0	0	1	0-0
11/7/14*	Temple	1	0	1	0-0	0-0	0	0	0-0
11/15/14	Tulane	1	1	2	0-0	0-0	0	0	0-0
11/22/14*	USF	2	0	2	0-0	0-0	0	0	0-0
11/29/14	UConn	0	0	0	0-0	0-0	0	0	0-0
12/22/14	vs BYU	1	4	5	0-0	0-0	0	0	0-0
9/5/15*	Missouri St	2	0	2	1-6	1-6	0	0	0-0
9/12/15*	at Kansas	0	0	0	0-0	0-0	0	0	0-0
9/19/15	at BGSU	2	0	2	0-0	0-0	0	0	0-0
9/24/15	Cincinnati	1	0	1	0-0	0-0	0	0	0-0
10/2/15	at USF	0	0	0	0-0	0-0	0	0	0-0
10/17/15	Ole Miss	0	0	0	0-0	0-0	0	0	0-0
10/23/15	at Tulsa	0	0	0	0-0	0-0	0	0	0-0
10/31/15	Tulane	0	1	1	0-0	0-0	0	0	0-0
11/7/15	Navy	0	0	0	0-0	0-0	0	0	0-0
11/14/15	at Houston	0	3	3	0-0	0-0	0	0	0-0
11/21/15	at Temple	1	0	1	0-0	0-0	0	0	0-0
11/28/15	SMU	2	1	3	1-1	0-0	1	0	0-0
12/30/15	Auburn	2	0	0	0-0	0-0	0	0	0-0
9/3/16	SEMO	Did Not Play							
9/17/16	Kansas	Did Not Play							
9/24/16	Bowling Green	Did Not Play							
10/6/16	Temple	Did Not Play							
10/14/16	at Tulane	0	0	0	0-0	0-0	0	0	0-0
10/22/16	at Navy	0	2	2	0-0	0-0	0	0	0-0
10/28/16	Tulsa	1	1	2	0-0	0-0	0	0	0-0
11/5/16	at SMU	2	0	2	1-1	0-0	0	0	0-0
11/12/16	USF	0	0	0	0-0	0-0	0	0	0-0
11/18/16	at Cincinnati	0	4	4	0-0	0-0	0	0	0-0
11/25/16	Houston	1	0	1	0-0	0-0	0	0	0-0
12/20/16	vs WKU	0	0	0	0-0	0-0	0	0	0-0

COLLINS' CAREER OFFENSIVE LINE STATISTICS

YR	GAMES/STARTS	PLAYS/TOTAL TEAM PLAYS
2014	13/3	333/1012
2015	10/0	107/232
2016	3/0	54/731
Total	26/3	494/1975

COLLINS' CAREER HIGHS

Offensive Plays | 97, BYU, Dec 22, 2014

COLLINS' GAME-BY-GAME OFFENSIVE LINE

Date	Opponent	Position - Plays
8/30/14	Austin Peay	Left Guard - 21/82
9/6/14	UCLA	Special Teams
9/20/14	MTSU	Special Teams
9/27/14	Ole Miss	Special Teams
10/4/14	Cincinnati	Special Teams
10/11/14	Houston	Special Teams
10/25/14	SMU	Left Guard - 31/80
10/31/14	Tulsa	Left Guard - 9/72
11/7/14	Temple	Left Guard - 10/68
11/15/14	Tulane	Left Guard - 30/65
11/22/14*	USF	Right Guard - 60/62
11/29/14*	UConn	Right Guard - 75/85
12/22/14*	BYU	Right Guard - 97/97
9/5/15	Missouri State	Right Guard - 43/81
9/12/15	at Kansas	Right Guard - 17/79
9/19/15	at Bowling Green	Special Teams
9/24/15	Cincinnati	Special Teams
10/2/15	at USF	Right Guard - 47/72
10/17/15	Ole Miss	Special Teams
10/23/15	at Tulsa	Special Teams
10/31/15	Tulane	Special Teams
11/7/15	Navy	Special Teams
11/14/15	at Houston	Special Teams
9/3/16	SEMO	Did Not Play
9/17/16	Kansas	Did Not Play
9/24/16	Bowling Green	Left Guard - 32/77
10/1/16	Ole Miss	Left Guard - 18/78
10/6/16	Temple	Did Not Play
10/14/16	at Tulane	Did Not Play
10/22/16	at Navy	Did Not Play
10/29/16	Tulsa	Did Not Play
11/5/16	at SMU	Guard - 4/72
11/12/16	USF	Did Not Play
11/18/16	at Cincinnati	Did Not Play
11/25/16	Houston	Did Not Play
12/20/16	vs WKU	Did Not Play



#64 OFFENSIVE LINE

ZACH COLLINS

STUDENT ASSISTANT • 3L
6-4 • 290

MEMPHIS, TENN.
HARDING ACADEMY

MAJOR: INTERDISCIPLINARY STUDIES



#46 PLACE KICKER

JAKE ELLIOTT

GRADUATED: MAY 2017
GRADUATED • 4L
5-10 • 165

WESTERN SPRINGS, ILL.
LYONS TOWNSHIP HS

MAJOR: MARKETING MANAGEMENT

- ✓ Named to CoSIDA Academic All-America First Team honoree (2016)
- ✓ First Team All-American Athletic Conference (2013, 2014, 2015, 2016)
 - ✓ Played in the 2017 Senior Bowl
 - ✓ Lou Groza Semifinalist for a third season (finalist in 2015)
- ✓ Left Memphis as the program's all-time leading scorer (445 points)...445 points also ranked among FBS' all-time top 10 scoring by a kicker
- ✓ Two-time American Athletic Conference Special Teams Player of the Year (2014, 2015)
 - ✓ Senior CLASS Finalist (1 of 10 across country)
- ✓ Nine-time American Athletic Conference Special Teams Player of the Week award winner; most times the weekly winner in any category (off/def/st) in league history

CAREER

Appeared in 27 career games over three seasons at Memphis ... Suffered an injury that shortened his senior campaign in 2016 to just four games.

AWARDS (ACADEMIC/ATHLETIC)

Named to the 2013-14 American Athletic Conference All-Academic Team ... Earned Tiger 3.0 Club recognition for the 2013 fall semester.

PERSONAL

Son of Dawn and John Collins ... Birthday is February 11 ... Has two older sisters, Lindsay and Megan ... A Interdisciplinary Studies major.

KEY DEPARTURES

- ✓ Three straight 100-point seasons (just 2nd in school history to have three-straight 100-pt seasons - Stephen Gostkowski is the other)
- ✓ Holds Memphis career scoring record, career field goals made record, consecutive PATs made (198-for-198)

CAREER

Four-year starter at kicker ... Graduated from the University of Memphis with a bachelor's degree in marketing management May 6, 2017 ... Finished career as one of the top kickers and most-decorated players in school history ... His 445 points rank among FBS' all-time top-10 scoring by a kicker ... School's record-holder for consecutive PAT made with 202 straight ... Also holds school's all-time scoring record with 445 points (202 PAT/81 FG) ... Moved past Stephen Gostkowski (369 points) and DeAngelo Williams (362) to take the program's all-time scoring mark ... First on career chart for most points by kicking ... Became only second player in program history to lead team in scoring all four seasons, joining former kicker John Butler (1986-89) in that club ... Holds Memphis kicking all-time kicking records for points kicking (445 points), PAT made (202), PAT attempts (202), FG made (81) and FG attempts (104) ... First in school history in FG percentage (77.9; 81-of-104) ... Holds school record for longest FG with his 56-yarder at USF in 2013 ... Has kicked four of the five longest FG in program history, including the top four (56, 54, 53, 53) ... Of his 330 kick-offs, 210 were touchbacks (63.6 percent) ... Career kick-off yardage average is 63.7 yards ... Graduated in May of 2017 with a degree in marketing management ... Drafted in the fifth round by the Cincinnati Bengals.

HONORS

A 2016 Athlon Sports magazine preseason All-America third team pick ... Four-time Lou Groza Award nominee (2013-16) ... Award is given annually by Orange Bowl Committee to the nation's top place-kicker ... A 2015 Groza finalist (one of three) and attended the ESPN/ Home Depot 25th annual College Football Awards ceremony in Palm Beach County, Fla. ... Four-time Groza semifinalist (2013-16) ... One of four freshmen named a 2013 Groza semifinalist ... A 2015 USA Today All-America first team selection ... Also earned 2015 All-America second team recognition from the Association Press (AP) and Walter Camp Foundation ... Four-time All-American Athletic Conference first team pick (2013, 2014, 2015, 2016) ... First player in American Athletic Conference history to earn all-league first team honors all four years ... Two-time American Athletic Conference Special Teams Player of the Year (2014, 2015) ... For his career, a nine-time American Athletic Conference Special Team Player of the Week honoree, which is a conference record ... Received weekly recognition from the league twice as a freshman (Houston, USF), junior (Bowling Green, Tulane) and senior (Tulane, SMU) and three times as a sophomore (Tulsa, Temple, Connecticut) ... Three-time Lou Groza Award Star of the Week recipient (twice in 2013, Houston/USF; once in 2014, Tulsa) ... Played in the 2017 Senior Bowl.

PERSONAL

Son of Bruce Elliott and Diane Stoub ... Born in Lagrange, Ill. ... Birthday is January 21 ... Has an older sister, Karen.

ELLIOTT'S CAREER SCORING STATISTICS

YR	G	PAT	FGM-FGA	PTS	AVG/G
2013	12	24-24	16-18	72	6.0
2014	13	57-57	21-32	120	9.2
2015	13	63-63	23-28	132	10.2
2016	13	58-58	21-26	121	9.3
Total	51	202-202	81-104	445	8.7

ELLIOTT'S CAREER FIELD GOAL STATISTICS

YR	FGM-FGA	LG	PCT	1-19	20-29	30-39	40-49	50+
2013	16-18	56	.889	2-2	4-4	3-4	4-5	3-3
2014	21-32	54	.656	0-0	9-9	6-7	3-8	3-7
2015	23-28	53	.821	0-0	6-6	7-11	8-9	2-2
2016	21-26	50	.808	1-1	3-3	5-7	11-12	2-3
Total	81-104	56	.779	3-3	22-22	21-29	26-34	10-15

ELLIOTT'S CAREER KICKOFF STATISTICS

YR	G	NO	RET	YDS	AVG	TB	OB	FC	OSK
2013	12	50	28	3,098	62.0	21	2	0	2
2014	13	87	31	5,570	64.0	51	3	0	0
2015	13	99	22	6,366	64.3	74	3	0	1
2016	13	94	28	5,988	63.7	64	2	0	2
Total	51	330	109	21022	63.7	210	10	0	5

ELLIOTT'S CAREER HIGHS

Points Scored	16, Tulsa, Oct 31, 2014
Kick PATS	11, vs Bowling Green, Sep 24, 2016
Points by Kicking	16, Tulsa, Oct 31, 2014
Field Goals Made	5, at Houston, Oct 12, 2013
Field Goal Attempts	5 (2x), Tulsa, Oct 31, 2014
Longest Field Goal	56, at USF, Nov 16, 2013
Tackles	3, at Houston, Oct 12, 2013

ELLIOTT'S GAME-BY-GAME KICKING

Date	Opponent	FG	LG	PAT	PTS	KO	AVG	TB	OB
9/7/13	Duke	0-0	0	2-2	2	3	65.0	1	0
9/14/13	at MTSU	3-3	41	0-0	9	4	64.0	2	0
9/21/13	Arkansas State	1-1	23	4-4	7	6	61.2	2	0
10/5/13	UCF	1-1	48	2-2	5	4	65.0	3	0
10/12/13	at Houston	5-5	50	0-0	15	6	64.0	1	0
10/19/13	SMU	1-2	52	2-2	5	3	61.0	0	0
10/30/13	Cincinnati	0-0	0	3-3	3	4	62.2	2	1
11/9/13	UT Martin	0-0	0	3-3	3	4	64.0	2	0
11/16/13	at USF	3-3	56	2-2	11	6	56.0	1	0
11/23/13	at Louisville	1-1	18	2-2	5	4	55.5	2	0
11/30/13	Temple	0-1	0	3-3	3	4	65.0	4	0
12/7/13	at UConn	1-1	43	1-1	4	2	65.0	1	1
8/30/14	Austin Peay	0-0	0	9-9	9	10	64.5	6	0
9/6/14	at UCLA	0-1	0	5-5	5	6	64.5	2	0
9/20/14	MTSU	2-3	29	3-3	10	7	64.9	6	0
9/27/14	at Ole Miss	1-1	40	0-0	3	2	65.0	1	0
10/4/14	at Cincinnati	2-4	20	5-5	11	8	63.8	3	0
10/11/14	Houston	1-2	31	3-3	6	5	64.0	2	0
10/25/14	at SMU	2-2	37	5-5	11	7	62.7	5	2
10/31/14	Tulsa	4-5	53	4-4	16	9	64.3	5	0
11/7/14	at Temple	3-4	42	1-1	10	4	63.8	2	1
11/15/14	at Tulane	1-2	22	5-5	8	7	62.3	5	0
11/22/14	USF	1-3	35	4-4	7	6	65.0	5	0
11/29/14	UConn	2-2	22	5-5	11	8	64.4	7	0
12/22/14	vs BYU	2-3	54	7-7	13	8	63.8	2	0
9/5/15	Missouri St	0-0	0	9-9	9	10	63.1	8	0
9/12/15	at Kansas	2-2	32	7-7	13	10	64.9	8	0
9/19/15	at BGSU	3-3	52	5-5	14	9	64.4	6	1
9/24/15	Cincinnati	1-1	40	6-6	9	9	65.1	7	0
10/2/15	at USF	1-2	49	3-3	6	4	64.8	2	0
10/17/15	Ole Miss	3-3	42	4-4	13	8	64.6	6	0
10/23/15	at Tulsa	1-1	30	9-9	12	11	63.8	10	1
10/31/15	Tulane	3-4	40	4-4	13	8	65.5	5	0
11/7/15	Navy	2-4	40	2-2	8	5	64.4	4	0
11/14/15	at Houston	2-3	41	4-4	10	7	65.0	7	0
11/21/15	at Temple	4-5	46	0-0	12	5	63.8	3	0
11/28/15	SMU	0-0	0	9-9	9	10	62.7	6	1
12/30/15	vs Auburn	1-2	53	1-1	4	3	65.0	2	0
9/3/16	SEMO	2-2	45	3-3	9	7	64.1	4	0
9/17/16	Kansas	3-4	50	4-4	13	9	65.0	8	0

KEY DEPARTURES

ELLIOTT'S GAME-BY-GAME KICKING

Date	Opponent	FG	LG	PAT	PTS	KO	AVG	TB	OB
9/24/16	Bowling Green	0-0	0	11-11	11	12	64.9	10	0
10/1/16	at Ole Miss	0-0	0	4-4	4	5	63.4	2	1
10/6/16	Temple	2-3	42	4-4	10	6	65.0	5	0
10/14/16	at Tulane	3-3	50	1-1	10	5	64.4	2	0
10/22/16	at Navy & Tulsa	0-1	0	4-4	4	5	54.6	2	1
10/29/16	Tulsa	1-1	40	3-3	6	6	65.0	5	0
11/5/16	at SMU	3-3	44	6-6	15	10	64.2	7	0
11/12/16	USF	2-3	47	4-4	10	7	64.3	3	0
11/18/16	at Cincinnati	2-2	37	4-4	10	7	60.0	5	0
11/25/16	Houston	2-2	40	6-6	12	9	65.0	7	0
12/20/16	vs WKU	1-2	33	4-4	7	6	64.3	4	0

& wind gusts WNW at 35 mph at Navy



#50

LINEBACKER

LENARD HARDEN

GRADUATED: MAY 2017

GRADUATED • 4L

5-11 • 205

MEMPHIS, TENN.

RIDGEWAY HS

MAJOR: ORGANIZATIONAL LEADERSHIP

CAREER

Appeared in 35 career games over four years at Memphis, including all 13 games in both 2015 and 2016 ... A member of the Tiger special teams unit, he finished with 11 career tackles ... Graduated with a degree in organizational leadership in May of 2017.

PERSONAL

Son of Lenard Harden and Vicki Young ... Born in Memphis ... Birthday is September 27 ... Has four siblings: Quashonda Harden, Taurus Harden, Victoria Granderson and Alonna Tate.

HARDEN'S CAREER DEFENSIVE STATISTICS

YR	G/S	UT	AT	TOT	PD	FR	FF	TFL	SK	INT
2013	7/0	0	0	0	0	0-0	0	0-0	0-0	0-0
2014	2/0	0	0	0	0	0-0	0	0-0	0-0	0-0
2015	13/0	3	3	6	0	0-0	0	0-0	0-0	0-0
2016	13/0	5	0	5	0	0-0	0	0-0	0-0	0-0
Total	34/0	8	3	11	0	0-0	0	0-0	0-0	0-0

HARDEN'S CAREER HIGHS


Tackles	2 (4x) last at SMU, Nov 5, 2016
Tackles for Loss	-
Sacks	-
Fumble Recoveries	-

HARDEN'S GAME-BY-GAME DEFENSE

Date	Opponent	UT	AT	TT	TFL	SK	FR	PB	INT
9/5/15	Missouri St	0	0	0	0-0	0	0	0	0-0
9/12/15	at Kansas	0	0	0	0-0	0	0	0	0-0
9/19/15	at Bowling Green	1	1	2	0-0	0	0	0	0-0
9/25/15	Cincinnati	0	0	0	0-0	0	0	0	0-0
10/2/15	at USF	0	0	0	0-0	0	0	0	0-0
10/17/15	Ole Miss	0	1	1	0-0	0	0	0	0-0
10/23/15	at Tulsa	0	0	0	0-0	0	0	0	0-0
10/31/15	Tulane	0	0	0	0-0	0	0	0	0-0
11/7/15	Navy	0	0	0	0-0	0	0	0	0-0
11/14/15	at Houston	0	0	0	0-0	0	0	0	0-0
11/21/15	at Temple	0	0	0	0-0	0	0	0	0-0
11/28/15	SMU	0	1	1	0-0	0	0	0	0-0
12/30/15	Auburn	2	0	2	0-0	0	0	0	0-0
9/3/16	SEMO	1	0	1	0-0	0	0	0	0-0
9/17/16	Kansas	0	0	0	0-0	0	0	0	0-0
9/24/16	Bowling Green	2	0	2	0-0	0	0	0	0-0
10/1/16	Ole Miss	0	0	0	0-0	0	0	0	0-0
10/6/16	Temple	0	0	0	0-0	0	0	0	0-0
10/14/16	at Tulane	0	0	0	0-0	0	0	0	0-0
10/22/16	at Navy	0	0	0	0-0	0	0	0	0-0

HARDEN'S GAME-BY-GAME DEFENSE

Date	Opponent	UT	AT	TT	TFL	SK	FR	PB	INT
10/29/16	Tulsa	0	0	0	0-0	0	0	0	0-0
11/5/16	at SMU	2	0	2	0-0	0	0	0	0-0
11/12/16	USF	0	0	0	0-0	0	0	0	0-0
11/18/16	at Cincinnati	0	0	0	0-0	0	0	0	0-0
11/25/16	Houston	0	0	0	0-0	0	0	0	0-0
12/20/16	vs WKU	0	0	0	0-0	0	0	0	0-0



#83

WIDE RECEIVER

DANIEL HURD

GRADUATED: DECEMBER 2016

GRADUATED • 4L

6-2 • 220

MEMPHIS, TENN.

WOODDALE HS

MAJOR: INTERDISCIPLINARY STUDIES

CAREER

Appeared in 37 career games over four years at Memphis, including all 13 games as a senior in 2016 ... Finished with 34 catches for 474 career yards and three touchdowns ... Graduated in December of 2016 with a degree in interdisciplinary studies.

HONORS (ACADEMIC/ATHLETIC)

Earned Tiger 3.0 Club distinction for the 2012 fall and 2015 fall semesters ... Recognized by the University of Memphis Center for Athletic Academic Services (CAAS) as a CAAS Most Improved Student of the 2015 spring semester ... Named to the 2012-13 Conference USA Commissioner's Honor Roll.

PERSONAL

Son of Knosha N. Hurd ... Born in Memphis ... Birthday is June 22.

HURD'S CAREER RECEIVING STATISTICS

YR	G/S	NO	YDS	AVG/C	TDS	LG	REC/G	AVG/G
2013	11/2	8	91	11.4	0	27	0.7	8.3
2014	5/0	1	28	28.0	0	28	0.2	5.6
2015	9/0	5	84	16.8	1	34	0.6	9.3
2016	13/2	20	271	13.6	2	33	1.5	20.8
Total	38/4	34	474	13.9	3	34	1.2	16.9

HURD'S CAREER HIGHS

Receptions	5 at Navy, Oct 22, 2016
Receiving Yards	78 at Navy, Oct 22, 2016
Long Reception	34 vs. SMU, Nov 28, 2015
Receiving TD	1 (3x) last vs USF, Nov 12, 2016
All-Purpose Yards	78 at Navy, Oct 22, 2016
Tackles	1 (4x), last vs Western Kentucky, Dec 20, 2016

HURD'S GAME-BY-GAME RECEIVING

Date	Opponent	No	Yds	Avg	TDS	LG
9/7/13	Duke	Did Not Play				
9/14/13	at MTSU	0	0	0.0	0	0
9/21/13	Arkansas State	2	32	16.0	0	27
11/6/13	UCF	1	9	9.0	0	9
10/12/13*	at Houston	0	0	0.0	0	0
10/19/13	SMU	2	14	7.0	0	8
10/30/13	Cincinnati	1	12	12.0	0	12
11/9/13	UT Martin	1	8	8.0	0	8
11/16/13	at USF	0	0	0.0	0	0
11/23/13*	at Louisville	0	0	0.0	0	0
11/30/13	Temple	0	0	0.0	0	0
12/7/13	at UConn	1	16	16.0	0	16
8/30/14	Austin Peay	1	28	28.0	0	28
9/6/14	at UCLA	Did Not Play				

KEY DEPARTURES

HURD'S GAME-BY-GAME RECEIVING

Date	Opponent	No	Yds	Avg	TDs	LG
9/20/14	MTSU					Did Not Play
9/27/14	at Ole Miss	0	0	0.0	0	0
10/4/14	at Cincinnati					Did Not Play
10/11/14	Houston					Did Not Play
10/25/14	at SMU	0	0	0.0	0	0
10/31/14	Tulsa					Did Not Play
11/7/14	at Temple					Did Not Play
11/15/14	at Tulane	0	0	0.0	0	0
11/22/14	USF					Did Not Play
11/29/14	UConn	0	0	0.0	0	0
12/22/14	at BYU					Did Not Play
9/5/15	Missouri St	1	6	6.0	0	6
9/12/15	at Kansas	0	0	0.0	0	0
9/19/15	at BGSU	0	0	0.0	0	0
9/24/15	Cincinnati	0	0	0.0	0	0
10/2/15	at USF					Did Not Play
10/17/15	Ole Miss					Did Not Play
10/23/15	at Tulane	0	0	0.0	0	0
10/31/15	Tulane	0	0	0.0	0	0
11/7/15	Navy	0	0	0.0	0	0
11/14/15	at Houston	0	0	0.0	0	0
11/21/15	at Temple					Did Not Play
11/28/15	SMU	1	0	1.0	0	0
12/30/15	vs Auburn	0	1	1.0	0	0
9/3/16	SEMO	0	0	0.0	0	0
9/17/16	Kansas	1	0	1.0	0	0
9/24/16	BGSU	1	1	2.0	0	0
10/1/16	at Ole Miss	1	0	1.0	0	0
10/6/16	Temple	0	0	0.0	0	0
10/14/16	at Tulane	0	0	0.0	0	0
10/22/16	at Navy	0	0	0.0	0	0
10/29/16	Tulsa	0	0	0.0	0	0
11/5/16	at SMU	0	0	0.0	0	0
11/12/16	USF	1	0	1.0	0	0
11/18/16	at Cincinnati	1	0	1.0	0	0
11/25/16	Houston	0	0	0.0	0	0
12/20/16	vs WKU	0	0	0.0	0	0

JORDAN'S GAME-BY-GAME DEFENSE

Date	Opponent	UT	AT	TT	TFL	SK	FF	FR	PB	INT
9/5/15	Missouri St.	1	0	1	0-0	0-0	0	0	0	0-0
9/12/15	at Kansas	0	0	0	0-0	0-0	0	0	0	0-0
9/19/15	at BGSU									Did Not Play
9/24/15	Cincinnati	0	0	0	0-0	0-0	0	0	0	0-0
10/2/15	at USF	0	0	0	0-0	0-0	0	0	0	0-0
10/17/15	Ole Miss									Did Not Play
10/23/15	at Tulane	0	0	0	0-0	0-0	0	0	0	0-0
10/31/15	Tulane	0	0	0	0-0	0-0	0	0	0	0-0
11/7/15	Navy	0	0	0	0-0	0-0	0	0	0	0-0
11/14/15	at Houston	0	0	0	0-0	0-0	0	0	0	0-0
11/21/15	at Temple									Did Not Play
11/28/15	SMU	1	0	1	0-0	0-0	0	0	0	0-0
12/30/15	vs Auburn	0	1	1	0-0	0-0	0	0	0	0-0
9/3/16	SEMO	0	0	0	0-0	0-0	0	0	0	0-0
9/17/16	Kansas	1	0	1	0-0	0-0	0	1	0	0-0
9/24/16	BGSU	1	1	2	0-0	0-0	0	0	0	0-0
10/1/16	at Ole Miss	1	0	1	0-0	0-0	0	0	0	0-0
10/6/16	Temple	0	0	0	0-0	0-0	0	0	0	0-0
10/14/16	at Tulane	0	0	0	0-0	0-0	0	0	0	0-0
10/22/16	at Navy	0	0	0	0-0	0-0	0	0	0	0-0
10/29/16	Tulsa	0	0	0	0-0	0-0	0	0	0	0-0
11/5/16	at SMU	0	0	0	0-0	0-0	0	0	0	0-0
11/12/16	USF	1	0	1	0-0	0-0	0	0	0	0-0
11/18/16	at Cincinnati	1	0	1	0-0	0-0	0	0	0	0-0
11/25/16	Houston	0	0	0	0-0	0-0	0	0	0	0-0
12/20/16	vs WKU	0	0	0	0-0	0-0	0	0	0	0-0



#24

DEFENSIVE BACK

DEANDRE JORDAN


SENIOR • 2L

6-0 • 200

SYLMAR, CALIF./SYLMAR HS

LOS ANGELES PIERCE COLLEGE

MAJOR: SPORT AND LEISURE MANAGEMENT



#12

DEFENSIVE BACK

CHAUNCEY LANIER

GRADUATED: DECEMBER 2016

GRADUATED • 4L

5-10 • 185

DAVIE, FLA.

NOVA HS

MAJOR: SPORTS MANAGEMENT

CAREER

Appeared in 23 career games at Memphis, including every game in 2016 ... Finished with eight total tackles and one fumble recovery (against Kansas).

PERSONAL

Born in Phanorama City, Calif. ... Birthday is August 31 ... Son of Stephanie Jones and Ronald Jordan ... Has an older brother, Michael Davis, and two younger siblings, Tia and Chance ... A sport and leisure management major.

JORDAN'S CAREER DEFENSIVE STATISTICS

YR	G/S	UT	AT	TOT	PD	FR	FF	TFL	SK	INT
2015	10/0	1	1	2	0	0-0	0	0-0	0-0	0-0
2016	13/0	5	1	6	0	1-0	0	0-0	0-0	0-0
Total	23/0	6	2	8	0	1-0	0	0-0	0-0	0-0

JORDAN'S CAREER HIGHS

Tackles	2 vs Bowling Green, Sep 24, 2016
Tackle for Loss	-
Fumble Recoveries	1 vs Kansas, Sep 17, 2016

CAREER

Wrapped up a four-year career at Memphis in 2016 ... Appeared in 47 games as a Tiger, including every game in his sophomore through senior seasons ... Finished with 85 total tackles, including four TFL ... Also had two forced fumbles and one fumble recovery (vs Tulsa, 2016) ... Also added an interception in the win over Temple in his senior season ... Graduated in December of 2016 with a degree in sport and leisure management.

PERSONAL

Born in Miami, Fla. ... Birthday is September 17 ... Son of Ross and Ramona Lanier.

LANIER'S CAREER DEFENSIVE STATISTICS

YR	G/S	UT	AT	TOT	PD	FR	FF	TFL	SK	INT
2013	7/0	0	0	0	0-0	0-0	0	0-0	0-0	0-0
2014	13/0	0	1	1	0	0-0	0	0-0	0-0	0-0
2015	12/8	32	11	43	5	0-0	1	2-7	1-1	0-0
2016	13/10	34	7	41	7	1-0	1	2-7	0-0	1-3
Total	28/18	66	19	85	12	1-0	2	4-14	1-1	1-3

LANIER'S CAREER HIGHS

Tackles	7, at Temple, Nov 21, 2015
Pass Breakups	3, at Bowling Green, Sep 19, 2015
Sacks	1, vs Tulane, Oct 31, 2015
Tackles for Loss	1 (3x) last vs USF, Nov 12, 2016
Forced Fumble	1 (2x) last at Navy, Oct 22, 2016
Fumble Recovery	1 vs Tulsa, 2016
Interception	1 vs Temple, Oct 6, 2016

LANIER'S GAME-BY-GAME DEFENSE

Date	Opponent	UT	AT	TT	TFL	SK	FF	PB	INT	FR
8/30/14	Austin Peay	0	1	1	0-0	0-0	0	0	0	0-0

KEY DEPARTURES

LANIER'S GAME-BY-GAME DEFENSE

Date	Opponent	UT	AT	TT	TFL	SK	FF	PB	INT	FR
9/6/14	at UCLA	0	0	0	0-0	0-0	0	0	0-0	0
9/20/14	MTSU	0	0	0	0-0	0-0	0	0	0-0	0
9/27/14	at Ole Miss	0	0	0	0-0	0-0	0	0	0-0	0
10/4/14	at Cincinnati	0	0	0	0-0	0-0	0	0	0-0	0
10/11/14	Houston	0	0	0	0-0	0-0	0	0	0-0	0
10/25/14	at SMU	0	0	0	0-0	0-0	0	0	0-0	0
10/31/14	Tulsa	0	0	0	0-0	0-0	0	0	0-0	0
11/7/14	at Temple	0	0	0	0-0	0-0	0	0	0-0	0
11/15/14	at Tulane	0	0	0	0-0	0-0	0	0	0-0	0
11/22/14	USF	0	0	0	0-0	0-0	0	0	0-0	0
11/29/14	UConn	0	0	0	0-0	0-0	0	0	0-0	0
12/22/14	vs BYU	0	0	0	0-0	0-0	0	0	0-0	0
9/5/15	Missouri St	1	0	1	0-0	0-0	0	0	0-0	0
9/12/15*	at Kansas	5	0	5	0-0	0-0	0	0	0-0	0
9/19/15	at BGSU	4	0	4	0-0	0-0	0	3	0-0	0
9/24/15*	Cincinnati	3	0	3	0-0	0-0	0	0	0-0	0
10/2/18*	at USF	2	1	3	0-0	0-0	0	0	0-0	0
10/17/15	Ole Miss	1	0	1	0-0	0-0	0	0	0-0	0
10/23/15	at Tulsa	2	0	2	0-0	0-0	0	0	0-0	0
10/31/15*	Tulane	4	1	5	1-1	1-1	0	0	0-0	0
11/7/15*	Navy	0	0	0	0-0	0-0	0	0	0-0	0
11/14/15*	at Houston	2	1	3	0-0	0-0	0	1	0-0	0
11/21/15*	at Temple	2	5	7	0-0	0-0	0	1	0-0	0
11/28/15*	SMU	3	1	4	0-0	0-0	1	0	0-0	0
12/30/15*	vs Auburn	3	2	5	0-0	0-0	0	0	0-0	0
9/3/16*	SEMO	4	0	4	0-0	0-0	0	0	0-0	0
9/17/16	Kansas	1	0	1	0-0	0-0	0	1	0-0	0
9/24/16	Bowling Green	1	1	2	0-0	0-0	0	0	0-0	0
10/1/16	at Ole Miss	5	1	6	0-0	0-0	0	2	0-0	0
10/6/16*	Temple	5	0	5	0-0	0-0	0	0	1-3	0
10/14/16*	at Tulane	3	1	4	0-0	0-0	0	1	0-0	0
10/22/16*	at Navy	1	1	2	0-0	0-0	1	0	0-0	0
10/29/16*	Tulsa	5	0	5	0-0	0-0	0	1	0-0	1
11/5/16*	at SMU	2	0	2	0-0	0-0	0	1	0-0	0
11/12/16*	USF	2	1	3	1-1	0-0	0	0	0-0	0
11/18/16*	at Cincinnati	0	1	1	0-0	0-0	0	0	0-0	0
11/25/16*	Houston	2	0	2	0-0	0-0	0	1	0-0	0
12/20/16*	vs WKU	3	1	4	2-7	0-0	1	0	0-0	0-0



#8

DEFENSIVE BACK

ARTHUR MAULET

SENIOR • 2L

5-11 • 190

HARVEY, LA./BONNABEL HS

COPIAH-LINCOLN COMMUNITY COLLEGE

MAJOR: ORGANIZATIONAL LEADERSHIP

CAREER

Appeared in all 26 games of his Memphis career after transferring from junior college ... Started all but three games in his Memphis career ... Finished with 111 total tackles, including 73 in 2016 ... Also had 7.5 TFL and 15 passes defended over two seasons ... Added two forced fumbles in 2016 and recovered one fumble in 2015 ... Had four career interceptions at Memphis, including one in the season opener against Southeast Missouri and one on the road at Ole Miss ... Capped his career with a career-best 11 tackles in the Boca Raton Bowl, adding three sacks, also a career-high ... Signed an undrafted free agent contract with the New Orleans Saints.

PERSONAL

Son of Donald Cox ... Born in New Orleans ... Birthday is July 13 ... Has four younger siblings: Juan, Kawanda, Henry and Bri.

MAULET'S CAREER DEFENSIVE STATISTICS


YR	G/S	UT	AT	TOT	PD	FR	FF	TFL	SK	INT
2015	13/8	35	3	38	7	1-10	0	0-0	0-0	2-71
2016	13/13	57	16	73	13	0-0	2	7.5-26	4.5-23	2-18
Total	26/21	92	19	111	20	1-10	2	7.5-26	4.5-23	4-89

MAULET'S CAREER HIGHS

Tackles	11 vs Western Kentucky, Dec 20, 2016
Pass Deflections	4 vs Houston, Nov 25, 2016
Interceptions	1 (4x) last at Ole Miss, Oct 1, 2016
Interception Yardage	59, Cincinnati, Sep 24, 2015
Touchdowns	1, Cincinnati, Sep 24, 2015
Fumble Recovery	1, SMU, Nov 28, 2015
Forced Fumbles	1 (2x), last at SMU, Nov 5, 2016
Sacks	3.5 vs Western Kentucky, Dec 20, 2016
Tackles for Loss	3.5 vs Western Kentucky, Dec 20, 2016

MAULET'S GAME-BY-GAME DEFENSE

Date	Opponent	UT	AT	TT	TFL	SK	FF	PB	INT
9/5/15*	Missouri St.	3	0	3	0-0	0-0	0	1	0-0
9/12/15*	at Kansas	3	0	3	0-0	0-0	0	1	0-0
9/19/15*	at BGSU	4	0	4	0-0	0-0	0	2	0-0
9/24/15*	Cincinnati	2	0	2	0-0	0-0	0	0	1-59
10/2/15*	at USF	2	0	2	0-0	0-0	0	1	0-0
10/17/15*	Ole Miss	6	0	6	0-0	0-0	0	0	1-12
10/23/15*	at Tulsa	2	1	3	0-0	0-0	0	0	0-0
10/31/15	Tulane	0	0	0	0-0	0-0	0	0	0-0
11/7/15	Navy	1	1	2	0-0	0-0	0	0	0-0
11/14/15	at Houston	5	1	6	0-0	0-0	0	1	0-0
11/21/15*	at Temple	2	0	2	0-0	0-0	0	1	0-0
11/28/15*	SMU	3	0	3	0-0	0-0	0	0	0-0
12/30/15*	vs Auburn	2	0	2	0-0	0-0	0	0	0-0
9/3/16*	SEMO	3	0	3	0-0	0-0	0	3	1-18
9/17/16*	Kansas	2	0	2	0-0	0-0	0	1	0-0
9/24/16*	Bowling Green	1	0	1	0-0	0-0	0	0	0-0
10/1/16*	at Ole Miss	4	1	5	0-0	0-0	0	1	1-0
10/6/16*	Temple	1	0	1	0-0	0-0	1	0	0-0
10/14/16*	at Tulane	5	2	7	0-0	0-0	0	1	0-0
10/22/16*	at Navy	4	2	6	0-0	0-0	0	0	0-0
10/29/16*	Tulsa	4	3	7	0-0	0-0	0	2	0-0
11/5/16*	at SMU	7	0	7	1-10	1-10	1	0	0-0
11/12/16*	USF	6	0	6	1-1	0-0	0	0	0-0
11/18/16*	at Cincinnati	6	4	10	1-2	0-0	0	0	0-0
11/25/16*	Houston	5	1	6	0.5-1	0.5-1	0	4	0-0
12/20/16*	vs WKU	8	3	11	3.5-12	3-12	0	0	0-0



#13

DEFENSIVE LINE

DEMARCO MONTGOMERY

GRADUATED: MAY 2017

GRADUATED • 2L

6-3 • 245

ATMORE, ALA./SPANISH FORT HS

EAST MISSISSIPPI CC

MAJOR: ORGANIZATIONAL LEADERSHIP

CAREER

In two years at Memphis, appeared in all 26 games ... Finished with 67 career tackles, including 7.5 TFL ... Also added one fumble recovery and three career sacks ... Graduated in May of 2017 with a degree in organizational leadership.

PERSONAL

Son of Debra Frye and Mario and Valerie Montgomery ... Has five siblings: Kendrick, Austin, Dalvan, Kirsten and Mario ... Born in Atmore, Ala. ... Birthday is January 23.

KEY DEPARTURES

MONTGOMERY'S CAREER DEFENSIVE STATISTICS

YR	G/S	UT	AT	TOT	PD	FR	FF	TFL	SK	INT	QBH
2015	13/0	21	4	25	0	1-34	0	5.5-26	2-18	0-0	2
2016	13/13	29	13	42	0	0-0	0	2-7	1-6	0-0	3
Total	26/13	50	17	67	0	1-34	0	2.5-33	3-24	0-0	5

MONTGOMERY'S CAREER HIGHS

Tackles	6 (2x) last vs. W Kentucky, Dec 20, 2016
Tackles for Loss	1, 6 times, last vs SEMO, Sep 3, 2016
Sacks	1 (3x) last vs SEMO, Sep 3, 2016
Fumble Recovery	1, vs SMU, Nov 28, 2015
Fumble Return Yds	34 vs SMU, Nov 28, 2015
Quarterback Hurries	2 vs SMU, Nov 28, 2015

MONTGOMERY'S GAME-BY-GAME DEFENSE

Date	Opponent	UT	AT	TT	TFL	SK	FF	PB	INT	QBH
9/5/15	Missouri St.	1	0	1	0-0	0-0	0	0	0-0	0
9/12/15	at Kansas	1	0	1	1-7	1-7	0	0	0-0	0
9/19/15	at BGSU	0	0	0	0-0	0-0	0	0	0-0	0
9/24/15	Cincinnati	2	0	2	0-0	0-0	0	0	0-0	0
10/2/15	at USF	3	0	3	1-2	0-0	0	0	0-0	0
10/17/15	Ole Miss	2	0	2	1-11	1-11	0	0	0-0	0
10/23/15	at Tulsa	4	0	4	0-0	0-0	0	0	0-0	0
10/31/15	Tulane	4	0	4	1-4	0-0	0	0	0-0	0
11/7/15	Navy	0	0	0	0-0	0-0	0	0	0-0	0
11/14/15	at Houston	0	0	0	0-0	0-0	0	0	0-0	0
11/21/15	at Temple	2	1	3	0-0	0-0	0	0	0-0	0
11/28/15	SMU	2	0	2	1-1	0-0	0	0	0-0	2
12/30/15	vs Auburn	0	3	3	0.5-1	0-0	0	0	0-0	0
9/3/16*	SEMO	3	1	4	1-6	1-6	0	0	0-0	1
9/17/16*	Kansas	1	1	2	0-0	0-0	0	0	0-0	0
9/24/16*	BGSU	3	0	3	0-0	0-0	0	0	0-0	1
10/1/16*	Ole Miss	4	0	4	0-0	0-0	0	0	0-0	0
10/6/16*	Temple	3	1	4	0-0	0-0	0	0	0-0	0
10/14/16*	at Tulane	1	2	3	0-0	0-0	0	0	0-0	0
10/22/16*	at Navy	4	2	6	0.5-0	0-0	0	0	0-0	0
10/29/16*	Tulsa	4	0	4	0-0	0-0	0	0	0-0	0
11/5/16*	at SMU	1	0	1	0-0	0-0	0	0	0-0	0
11/12/16*	USF	1	0	1	0-0	0-0	0	0	0-0	0
11/18/16*	at Cincinnati	2	0	2	0-0	0-0	0	0	0-0	1
11/25/16*	Houston	2	0	2	0-0	0-0	0	0	0-0	0
12/20/16*	vs WKU	0	6	6	0.5-1	0-0	0	0	0-0	0



#80 TIGHT END

DANIEL MONTIEL

GRADUATED: MAY 2016

GRADUATED • 4L

6-3 • 240

ARLINGTON, TEXAS/ARLINGTON HS

MAJOR: MASTER'S DEGREE - LIBERAL STUDIES

- ✓ First Team All-American Athletic Conference (2016)
- ✓ Voted to the CoSIDA Academic All-America, Second Team (2016)
- ✓ Earl Campbell Tyler Rose Award Watch List

CAREER

In four seasons at Memphis, appeared in 45 career games ... Appeared in every game in his junior and senior seasons ... Finished with 45 catches for 617 yards and seven touchdowns ... His three touchdown catches in 2016 tied his previous year's mark ... Also had one catch for a two-point conversion in 2016 ... Graduated with a degree in accounting and worked on his MBA in his final season at Memphis.

HONORS (ACADEMIC/ATHLETIC)

CoSIDA Academic All-America second team honoree in 2016 ... A NFF Hampshire Honor Society honoree ... Was also on the Earl Campbell Tyler Rose Watch List as a senior ... Voted first team all-conference by the AAC

coaches in 2016 ... Multiple-semester Dean's List honoree, with the latest recognition for the 2014 fall and 2015 spring semesters ... Nine-time Tiger 3.0 Club member ... Twice earned Tiger Academic 30 distinction that recognize the athletics department's student-athletes top-30 grade-point averages ... Named to the 2013-14 American Athletic Conference All-Academic Team ... As a freshman, received 2013 Conference USA Commissioner's Honor Roll accolades.

PERSONAL

Son of Providencia Aguirre ... Born in San Antonio, Texas ... Birthday is December 5.

MONTIEL'S CAREER RECEIVING STATISTICS

YR	G/S	NO	YDS	AVG/C	TDS	LG	REC/G	AVG/G
2013	9/0	0	0	0.0	0	0	0.0	0.0
2014	10/3	8	124	15.5	1	29	0.8	12.4
2015	13/4	10	155	15.5	3	60	0.8	11.9
2016	13/13	27	338	12.5	3	38	2.1	26.0
Totals	45/20	45	617	13.7	7	60	1.0	13.7

MONTIEL'S CAREER HIGHS

Touchdowns	1 (7x) last vs USF, Nov 12, 2016
Receptions	10 vs USF, Nov 12, 2016
Receiving Yards	100 vs USF, Nov 12, 2016
Long Reception	60, vs Navy, Nov 7, 2015
Receiving Touchdown	1 (7x) last vs USF, Nov 12, 2016
All-Purpose Yards	100 vs USF, Nov 12, 2016

MONTIEL'S GAME-BY-GAME RECEIVING

Date	Opponent	No	Yds	Avg	TDS	LG
8/30/14	Austin Peay	0	0	0.0	0	0
9/6/14	at UCLA	1	3	3.0	0	3
9/20/14*	MTSU	0	0	0.0	0	0
9/27/14	at Ole Miss	0	0	0.0	0	0
10/4/14	at Cincinnati	0	0	0.0	0	0
10/11/14*	Houston	1	20	20.0	1	20
10/25/14	at SMU	4	84	21.0	0	29
10/31/14	Tulsa	0	0	0.0	0	0
11/7/14	at Temple					Did Not Play
11/15/14	at Tulane					Did Not Play
11/22/14	USF					Did Not Play
11/29/14	UConn	0	0	0.0	0	0
12/22/14*	vs BYU	2	17	8.5	0	11
9/5/15	Missouri St	0	0	0.0	0	0
9/12/15	at Kansas	2	26	13.0	1	23
9/19/15	at BGSU	3	13	4.3	1	6
9/24/15	Cincinnati	0	0	0.0	0	0
10/2/15	at USF	0	0	0.0	0	0
10/17/15	Ole Miss	1	17	17.0	0	17
10/23/15	at Tulsa	0	0	0.0	0	0
10/31/15*	Tulane	0	0	0.0	0	0
11/7/15*	Navy	1	60	60.0	0	60
11/14/15*	at Houston	2	24	12.0	0	19
11/21/15	at Temple	0	0	0.0	0	0
11/28/15*	SMU	1	15	15.0	1	15
12/30/15	vs Auburn	0	0	0.0	0	0
9/3/16*	SEMO	1	6	6.0	0	6
9/17/16*	Kansas	1	6	6.0	0	6
9/24/16*	Bowling Green	3	34	11.3	1	19
10/1/16*	at Ole Miss	1	22	22.0	0	22
10/6/16*	Temple	2	29	14.5	0	17
10/14/16*	at Tulane	1	9	9.0	0	9
10/22/16*	at Navy	0	0	0.0	0	0
10/29/16*	Tulsa	1	38	38.0	0	38
11/5/16*	at SMU	4	45	11.3	1	20
11/12/16*	USF	10	100	10.0	1	21
11/18/16*	at Cincinnati	1	15	15.0	0	15
11/25/16*	Houston	0	0	0.0	0	0
12/20/16*	vs WKU	2	34	17.0	0	24

KEY DEPARTURES

#41

LONG SNAPPER

TREVOR MORGAN

GRADUATED: MAY 2017

R-SENIOR • 4L

6-1 • 210

FAYETTEVILLE, GA.

WHITWATER HS

MAJOR: MANAGEMENT

✓ Was the Tigers' long snapper for Ray Guy Award Winner Tom Hornsey (2013) and three-time Lou Groza semifinalist (and 2015 finalist) Jake Elliott

CAREER

Four-year letterman at long snapper for PAT, FG and punts ... Has worked with a Ray Guy Award winner (Tom Hornsey), a Lou Groza Award finalist (Jake Elliott) and three straight American Athletic Conference Special Player of the Year (Hornsey in 2013 and Elliott in 2014 and 2015) ... Snapper for Hornsey and Elliott who combined for five All-American Athletic Conference first team honors ... Member of the PAT/FG unit on special teams, serving as the long snapper ... Has been a part of school-record 202-consecutive PAT made ... Has snapped on all 202 PAT ... Appeared in 51 career games at Memphis ... Recovered a fumble in a road win at Tulane in 2016 ... Graduated in May of 2017 with a degree in management.

PERSONAL

Son of Ted and Terri Morgan ... Born in Atlanta ... Birthday is October 14 ... Has two older brothers, Drew and Tyler ... Brother, Tyler, was a starting long snapper at Georgia Tech.

MORGAN'S CAREER DEFENSIVE STATISTICS

YR	G/S	UT	AT	TOT	PD	FR	FF	TFL	SK	INT
2013	12/0	2	1	3	0	0-0	0	0-0	0-0	0-0
2014	13/0	1	1	2	0	0-0	0	0-0	0-0	0-0
2015	13/0	3	1	4	0	0-0	0	0-0	0-0	0-0
2016	13/0	0	0	0	0	1-0	0	0-0	0-0	0-0
Total	51/0	6	3	9	0	1-0	0	0-0	0-0	0-0

MORGAN'S CAREER HIGHS

Tackles	1 (9x), at Houston, Nov 14, 2015
Fumble Recoveries	1 at Tulane, Oct 14, 2016

#17

DEFENSIVE BACK

CHRIS MORLEY

R-SENIOR • 4L

5-11 • 195

PLANTATION, FLA.

SOUTH PLANTATION HS

MAJOR: COMMUNICATION STUDIES

CAREER

Appeared in 48 career games over four years at Memphis, including every game in his junior and senior campaigns ... Finished with 147 career tackles, including 111 solo stops ... Also added six TFL, 21 passes defended and forced three fumbles ... Also recovered his first career fumbles in the win over nationally-ranked Houston in his final game at the Liberty Bowl ... Added four interceptions over his career, including two in 2016.

HONORS (ACADEMIC/ATHLETIC)

Earned Tiger 3.0 Club honors for the 2015 spring semester.

PERSONAL

Son of Michael Smart ... Grandson of Trancine Richards ... Born in Ft. Lauderdale, Fla. ... Birthday is September 30 ... A communication studies major with a concentration in film and video production.

MORLEY'S CAREER DEFENSIVE STATISTICS

YR	G/S	UT	AT	TOT	PD	FR	FF	TFL	SK	INT	QBH
2013	12/0	8	2	10	4	0-0	0	2-2	0-0	1-0	0
2014	10/0	12	3	15	4	0-0	0	0-0	0-0	0-0	0
2015	13/7	37	9	46	4	0-0	0	1-1	0-0	1-0	0
2016	13/13	54	22	76	5	1-0	3	2-9	1-8	2-9	1
Total	48/20	111	36	147	17	1-0	3	5-12	1-8	4-9	1

MORLEY'S CAREER HIGHS

Tackles	11 at Navy, Oct 22, 2016
Pass Breakup	3, at Houston, Oct 12, 2013
Tackles for Loss	1 (5x) last at Cincinnati, Nov 18, 2016
Interceptions	1 (4x), last at Cincinnati, Nov 18, 2016
Quarterback Hurries	1 vs Temple, Oct 6, 2016
Forced Fumble	1 (3x) last at Cincinnati, Nov 18, 2016
Fumble Recovery	1 vs Houston, Nov 25, 2016

MORLEY'S GAME-BY-GAME DEFENSE

Date	Opponent	UT	AT	TT	TFL	SK	FF	FR	PB	INT	QBH
9/7/13	Duke	0	0	0	0-0	0	0	0	0	0-0	0
9/14/13	at MTSU	0	0	0	0-0	0	0	0	0	0-0	0
9/21/13	Arkansas St	1	0	1	0-0	0-0	0	0	0	0-0	0
10/5/13	UCF	0	0	0	0-0	0-0	0	0	1	0-0	0
10/12/13	at Houston	2	0	2	1-1	0-0	0	0	3	0-0	0
10/19/13	SMU	4	1	5	1-1	0-0	0	0	0	0-0	0
10/30/13	Cincinnati	0	0	0	0-0	0-0	0	0	0	0-0	0
11/9/13	UT Martin	0	0	0	0-0	0-0	0	0	0	0-0	0
11/16/13	at USF	0	0	0	0-0	0-0	0	0	0	0-0	0
11/23/13	at Louisville	0	0	0	0-0	0-0	0	0	0	0-0	0
11/30/13	Temple	1	0	1	0-0	0-0	0	0	0	1-0	0
12/7/13	at UConn	0	1	1	0-0	0-0	0	0	0	0-0	0
8/30/14	Austin Peay	0	0	0	0-0	0-0	0	0	0	0-0	0
9/6/14	at UCLA	2	0	2	0-0	0-0	0	0	0	0-0	0
9/20/14	MTSU	0	1	1	0-0	0-0	0	0	0	0-0	0
9/27/14	at Ole Miss				Did Not Play						
10/4/14	at Cincinnati	1	0	1	0-0	0-0	0	0	0	0-0	0
10/11/14	Houston				Did Not Play						
10/25/14	at SMU	1	0	1	0-0	0-0	0	0	2	0-0	0
10/31/14	Tulsa	2	1	3	0-0	0-0	0	0	0	0-0	0
11/7/14	at Temple				Did Not Play						
11/15/14	at Tulane	3	0	3	0-0	0-0	0	0	0	0-0	0
11/22/14	USF	1	0	1	0-0	0-0	0	0	1	0-0	0
11/29/14	UConn	0	0	0	0-0	0-0	0	0	0	0-0	0
12/22/14	vs BYU	1	0	1	0-0	0-0	0	0	0	0-0	0
9/5/15	Missouri St	1	1	2	0-0	0-0	0	0	0	0-0	0
9/12/15	at Kansas	3	1	4	0-0	0-0	0	0	1	0-0	0
9/19/15	at BGSSU	2	1	3	0-0	0-0	0	0	1	0-0	0
9/24/15	Cincinnati	4	0	4	0-0	0-0	0	0	0	0-0	0
10/2/15	at USF	2	0	2	0-0	0-0	0	0	0	0-0	0
10/17/15	Ole Miss	7	0	7	1-1	0-0	0	0	0	0-0	0
10/23/15*	at Tulsa	2	1	2.5	0-0	0-0	0	0	0	1-0	0
10/31/15*	Tulane	5	0	5	0-0	0-0	0	0	0	0-0	0
11/7/15*	Navy	4	1	4.5	0-0	0-0	0	0	0	0-0	0
11/14/15*	at Houston	1	0	1	0-0	0-0	0	0	1	0-0	0
11/21/15*	at Temple	3	2	5	0-0	0-0	0	0	0	0-0	0
11/28/15*	SMU	1	0	1	0-0	0-0	0	0	0	0-0	0
12/30/15*	vs Auburn	2	2	4	0-0	0-0	0	0	0	0-0	0
9/3/16*	SEMO	1	1	2	0-0	0-0	0	0	0	0-0	0
9/17/16*	Kansas	7	1	8	0-0	0-0	0	0	0	0-0	0
9/24/16*	BGSSU	2	3	5	0-0	0-0	0	0	0	1-0	0
10/1/16*	at Ole Miss	7	0	7	0-0	0-0	0	0	1	0-0	0
10/6/16*	Temple	3	0	3	0-0	0-0	0	0	2	0-0	1
10/14/16*	at Tulane	1	3	4	0-0	0-0	0	0	0	0-0	0
10/22/16*	at Navy	6	5	11	0-0	0-0	1	0	0	0-0	0
10/29/16*	Tulsa	4	2	6	0-0	0-0	1	0	1	0-0	0
11/5/16*	at SMU	4	0	4	0-0	0-0	0	0	0	0-0	0
11/12/16*	USF	8	1	9	1-1	0-0	0	0	0	0-0	0
11/18/16*	at Cincinnati	4	4	8	1-8	1-8	1	0	0	1-9	0
11/25/16*	Houston	5	0	5	0-0	0-0	0	0	1	1-0	0
12/20/16*	vs WKU	1	2	3	0-0	0-0	0	0	0	0-0	0

KEY DEPARTURES



#10 DEFENSIVE BACK
DONTRELL NELSON
 SENIOR • 4L
 6-1 • 180
 OLIVE BRANCH, MISS.
 OLIVE BRANCH HS
 MAJOR: ORGANIZATIONAL LEADERSHIP

AT MEMPHIS

Appeared in 42 career games at Memphis ... Played in every game in the 2015 season and in eight of 13 games in 2016 ... Finished with 79 career tackles, including 72 solos ... Added 3.5 TFL, defended nine passes and added 1.5

PERSONAL

Son of Brenda Nelson ... Birthday is June 25 ... Has four brothers: Brandon, Thomas, Antonio and Eddrick ... An organizational leadership major.

NELSON'S CAREER DEFENSIVE STATISTICS

YR	G/S	UT	AT	TOT	PD	FR	FF	TFL	SK	INT
2013	9/0	2	0	2	0	0-0	0	0-0	0-0	0-0
2014	12/0	7	1	8	2	0-0	0	1.5-4	0.5-3	1-58
2015	13/8	42	5	47	1	0-0	0	1-12	1-12	2-0
2016	8/4	21	1	22	1	0-0	0	1-4	0-0	2-0
Total	41/12	72	7	79	4	0-0	0	3.5-20	1.5-15	5-58

NELSON'S CAREER HIGHS

Points	6, Tulane, Nov 15, 2014
Touchdowns	1, Tulane, Nov 15, 2014
Tackles	6, (4x) last vs Western Kentucky, Dec 20, 2016
Tackles for Loss	1.5, Tulane, Nov 15, 2014
Sacks	1 vs SMU, Nov 28, 2015
Pass Breakups	1 (4x), SEMO, Sep 3, 2016
Interceptions	1 (4x) last vs Western Kentucky, Dec 20, 2016

NELSON'S GAME-BY-GAME DEFENSE

Date	Opponent	UT	AT	TT	TFL	SK	FF	PBU	INT
9/7/13	Duke	0	0	0	0-0	0-0	0	0	0-0
9/14/13	at MTSU	0	0	0	0-0	0-0	0	0	0-0
9/21/13	Arkansas State	0	0	0	0-0	0-0	0	0	0-0
10/5/13	UCF	0	0	0	0-0	0-0	0	0	0-0
10/12/13	at Houston	1	0	1	0-0	0-0	0	0	0-0
10/19/13	SMU	4	1	5	0-0	0-0	0	0	0-0
10/30/13	Cincinnati	0	0	0	0-0	0-0	0	0	0-0
11/9/13	UT Martin								Did Not Play
11/16/13	at USF								Did Not Play
11/23/13	at Louisville								Did Not Play
11/30/13	Temple	1	0	1	0-0	0-0	0	0	0-0
12/7/13	at UConn	0	0	0	0-0	0-0	0	0	0-0
8/30/14	Austin Peay								Did Not Play
9/6/14	at UCLA	1	0	1	0-0	0-0	0	0	0-0
9/20/14	MTSU	2	0	2	0-0	0-0	0	0	0-0
9/27/14	at Ole Miss	1	0	1	0-0	0-0	0	0	0-0
10/4/14	at Cincinnati	0	0	0	0-0	0-0	0	1	0-0
10/11/14	Houston	0	0	0	0-0	0-0	0	0	0-0
10/25/14	at SMU	0	0	0	0-0	0-0	0	0	0-0
10/31/14	Tulsa	2	1	3	0-0	0-0	0	0	0-0
11/7/14	at Temple	0	0	0	0-0	0-0	0	0	0-0
11/15/14	at Tulane	1	1	2	1.5-5	-5-3	0	0	1-58
11/22/14	USF	1	0	1	0-0	0-0	0	1	0-0
11/29/14	UConn	1	0	1	0-0	0-0	0	0	0-0
12/22/14	vs BYU	0	0	0	0-0	0-0	0	0	0-0
9/5/15*	Missouri St	1	0	1	0-0	0-0	0	0	0-0
9/12/15	at Kansas	4	0	4	0-0	0-0	0	0	0-0
9/19/15*	at BGSU	1	1	2	0-0	0-0	0	0	0-0
9/24/15	Cincinnati	3	0	3	0-0	0-0	0	0	0-0
10/2/15	at USF	1	1	2	0-0	0-0	0	0	0-0
10/17/15*	Ole Miss	6	0	6	0-0	0-0	0	0	0-0
10/23/15*	at Tulsa	5	1	5.5	0-0	0-0	0	0	0-0
10/31/15	Tulane	4	0	4	0-0	0-0	0	0	0-0
11/7/15*	Navy	1	0	1	1.5	0-0	0-0	0	0-0
11/14/15*	at Houston	3	1	4	0-0	0-0	0	0	0-0

NELSON'S GAME-BY-GAME DEFENSE

Date	Opponent	UT	AT	TT	TFL	SK	FF	PBU	INT
11/21/15	at Temple	3	0	3	0-0	0-0	0	0	0-0
11/28/15*	SMU	4	0	4	1-12	1-12	0	1	1-0
12/30/15*	vs Auburn	6	0	6	0-0	0-0	0	0	1-0
9/3/16	SEMO	2	0	2	1-4	0-0	0	1	0-0
9/17/16*	Kansas	2	0	2	0-0	0-0	0	0	0-0
9/24/16*	Bowling Green	2	0	2	0-0	0-0	0	0	1-0
10/1/16*	at Ole Miss	3	0	3	0-0	0-0	0	0	0-0
10/6/16	Temple								Did Not Play
10/16/16	at Tulane	0	0	0	0-0	0-0	0	0	0-0
10/22/16	at Navy								Did Not Play
10/29/16	Tulsa								Did Not Play
11/5/16	at SMU								Did Not Play
11/12/16	USF								Did Not Play
11/18/16	at Cincinnati	3	0	3	0-0	0-0	0	0	0-0
11/25/16	Houston	4	0	4	0-0	0-0	0	0	0-0
12/20/16	vs WKU	5	1	6	0-0	0-0	0	0	1-0



#2 DEFENSIVE BACK
TYE NORTHERN
 R-SENIOR • 2L
 5-11 • 190
 TUNICA, MISS./ROSA FORT HS
 NORTHWEST MISSISSIPPI JC
 MAJOR: INTERDISCIPLINARY STUDIES

CAREER

In two seasons at Memphis, appeared in 25 games ... Finished with 37 total tackles, including 29 solos ... Had two passes defended and one forced fumble in his senior campaign in the bowl game against Western Kentucky ... Also had one sack as a senior.

PERSONAL

Son of Erica and James Northern ... Birthday is December 6 ... An interdisciplinary studies major.

NORTHERN'S CAREER DEFENSIVE STATISTICS

YR	G/S	UT	AT	TOT	PD	FR	FF	TFL	SK	INT
2015	13/0	4	1	5	0	1-0	0	0-0	0-0	0-0
2016	12/1	25	7	32	2	0-0	1	5.5-22	1-5	0-0
Total	25/1	29	8	37	2	1-0	1	5.5-22	1-5	0-0

NORTHERN'S CAREER HIGHS

Tackles	10 vs Houston, Nov 25, 2016
Forced Fumble	1 vs Western Kentucky, Dec 20, 2016
Fumble Recovery	1, Missouri State, Sep 5, 2015
Sack	1 vs Western Kentucky, Dec 20, 2016
Tackles for Loss	1.5 at Cincinnati, Nov 18, 2016

NORTHERN'S GAME-BY-GAME DEFENSE

Date	Opponent	UT	AT	TT	TFL	SK	FF	PB	INT
9/5/15	Missouri St.	1	0	1	0-0	0-0	0	0	0-0
9/12/15	at Kansas	0	0	0	0-0	0-0	0	0	0-0
9/19/15	at BGSU								Did Not Play
9/24/15	Cincinnati	1	0	1	0-0	0-0	0	0	0-0
10/2/15	at USF	1	0	1	0-0	0-0	0	0	0-0
10/17/15	Ole Miss	0	0	0	0-0	0-0	0	0	0-0
10/23/15	at Tulsa	0	0	0	0-0	0-0	0	0	0-0
10/31/15	Tulane	1	0	1	0-0	0-0	0	0	0-0
11/7/15	Navy	0	0	0	0-0	0-0	0	0	0-0
11/14/15	at Houston	0	0	0	0-0	0-0	0	0	0-0
11/21/15	at Temple	0	0	0	0-0	0-0	0	0	0-0
11/28/15	SMU	0	1	1	0-0	0-0	0	0	0-0
12/30/15	vs Auburn	0	0	0	0-0	0-0	0	0	0-0
9/17/16	Kansas	0	1	1	0-0	0-0	0	1	0-0
9/24/16	Bowling Green	1	0	1	0-0	0-0	0	1	0-0
10/1/16	at Ole Miss	0	0	0	0-0	0-0	0	0	0-0
10/6/16	Temple	0	0	0	0-0	0-0	0	0	0-0
10/14/16	at Tulane	0	0	0	0-0	0-0	0	0	0-0
10/22/16	at Navy	1	0	1	1-5	0-0	0	0	0-0

KEY DEPARTURES

NORTHERN'S GAME-BY-GAME DEFENSE

Date	Opponent	UT	AT	TT	TFL	SK	FF	PB	INT
10/29/16	Tulsa	4	0	4	1-2	0-0	0	0	0-0
11/5/16	at SMU	1	1	2	0-0	0-0	0	0	0-0
11/12/16	USF	0	0	0	0-0	0-0	0	0	0-0
11/18/16	at Cincinnati	5	3	8	1.5-9	0-0	0	0	0-0
11/25/16	Houston	9	1	10	1-1	0-0	0	0	0-0
12/20/16	vs WKU	4	1	5	1-5	1-5	1	0	0-0



#26

DEFENSIVE BACK

JAHMAUL PARDNER

GRAD TRANSFER • TR

6-1 • 175

ROCHESTER, N.Y.

PITTSBURGH/TOWSON

MAJOR: GRAD TRANSFER

CAREER

A grad transfer to the University of Memphis ... Appeared in 12 of 13 games at Memphis, finishing with nine total tackles and three passes defended ... Also added two interceptions.

PARDNER'S CAREER DEFENSIVE STATISTICS


YR	G/S	UT	AT	TOT	PD	FR	FF	TFL	SK	INT	QBH
2016	12/0	8	1	9	1	0-0	0	0-0	0-0	2-26	0

PARDNER'S CAREER HIGHS

Tackles	4 vs Kansas, Sep 17, 2016
Interceptions	1 vs Bowling Green, Sep 24, 2016
Interception Ret Yds	26 vs Bowling Green, Sep 24, 2016

PARDNER'S GAME-BY-GAME DEFENSE

Date	Opponent	UT	AT	TT	TFL	SK	FF	PB	INT
9/3/16	SEMO	0	0	0	0-0	0-0	0	0	0-0
9/17/16	Kansas	4	1	5	0-0	0-0	1	0	0-0
9/24/16	Bowling Green	0	0	0	0-0	0-0	0	0	1-26
10/1/16	at Ole Miss	1	0	1	0-0	0-0	0	1	0-0
10/6/16	Temple	2	0	2	0-0	0-0	0	0	0-0
10/14/16	at Tulane	0	0	0	0-0	0-0	0	0	0-0
10/22/16	at Navy	0	0	0	0-0	0-0	0	0	0-0
10/29/16	Tulsa	1	0	1	0-0	0-0	0	0	0-0
11/5/16	at SMU	1	0	1	0-0	0-0	0	0	1-0
11/12/16	USF	0	0	0	0-0	0-0	0	0	0-0
11/18/16	at Cincinnati	0	0	0	0-0	0-0	0	0	0-0
11/25/16	Houston	0	0	0	0-0	0-0	0	0	0-0



#58

DEFENSIVE LINE

DONALD PENNINGTON

GRADUATED: DECEMBER 2016

GRADUATED • 4L

6-2 • 295

AMITE, LA./AMITE HS

MAJOR: ORGANIZATIONAL LEADERSHIP

AT MEMPHIS

Anchored the Tiger defensive line over his career, appearing in 48 games, including every game in his junior and senior seasons ... Finished with 70 career tackles and 9.5 TFL ... Also added five passes defended, three in his senior year, and one forced fumble ... Recovered one fumble as a sophomore in 2014 ... Added 1.5 sacks in his career ... Graduated in December of 2016 with a degree in organizational leadership.

HONORS (ACADEMIC/ATHLETIC)

Earned Tiger 3.0 list recognition for the 2013 fall semester.

PERSONAL

Son of Lateral Milton and Donald Pennington Sr. ... Born in Hammond, La. ... Birthday is May 6 ... An organizational leadership major.

PENNINGTON'S CAREER DEFENSIVE STATISTICS

YR	G/S	UT	AT	TOT	PD	FR	FF	TFL	SK	INT
2013	10/2	1	0	1	0	0-0	0	1-2	0-0	0-0
2014	12/0	11	5	16	1	1-0	0	1.5-3	0-0	0-0
2015	13/13	27	7	34	1	0-0	1	5.5-20	1.5-10	0-0
2016	13/13	14	7	21	3	0-0	0	2-4	0-0	0-0
Total	48/28	53	19	72	5	1-0	1	10-29	1.5-10	0-0

PENNINGTON'S CAREER HIGHS

Tackles	4, 3 times, vs Auburn, Dec 30, 2015
Tackles for Loss	2.5, at Kansas, Sep 12, 2015
Fumble Recoveries	1, USF, Nov 22, 2014
Pass Break Ups	2 vs Temple, Oct 6, 2016

PENNINGTON'S GAME-BY-GAME DEFENSE

Date	Opponent	UT	AT	TT	TFL	SK	FF	PB	INT	
9/7/13	Duke	0	0	0	0-0	0-0	0	0	0-0	
9/14/13	at MTSU	0	0	0	0-0	0-0	0	0	0-0	
9/21/13*	Arkansas State	0	0	0	0-0	0-0	0	0	0-0	
10/5/13*	UCF	0	0	0	0-0	0-0	0	0	0-0	
10/12/13	at Houston	0	0	0	0-0	0-0	0	0	0-0	
10/19/13	SMU	0	0	0	0-0	0-0	0	0	0-0	
10/30/13	Cincinnati	0	0	0	0-0	0-0	0	0	0-0	
11/9/13	UT Martin	0	0	0	0-0	0-0	0	0	0-0	
11/16/13	at USF	0	0	0	0-0	0-0	0	0	0-0	
11/23/13	at Louisville	Did Not Play								
11/30/13	Temple	Did Not Play								
12/7/13	at UConn	1	0	1	1-2	0-0	0	0	0-0	
8/30/14	Austin Peay	0	0	0	0-0	0-0	0	0	0-0	
9/6/14	at UCLA	Did Not Play								
9/20/14	MTSU	0	0	0	0-0	0-0	0	0	0-0	
9/27/14	at Ole Miss	2	0	2	0-0	0-0	0	0	0-0	
10/4/14	at Cincinnati	0	2	2	0-0	0-0	0	0	0-0	
10/11/14	Houston	0	0	0	0-0	0-0	0	0	0-0	
10/25/14	at SMU	2	0	2	0-0	0-0	0	0	0-0	
10/31/14	Tulsa	1	0	1	0-0	0-0	0	0	0-0	
11/7/14	at Temple	0	0	0	0-0	0-0	0	0	0-0	
11/15/14	at Tulane	3	0	3	1-2	0-0	0	0	0-0	
11/22/14	USF	2	0	2	0-0	0-0	0	1	0-0	
11/29/14	UConn	0	0	0	0-0	0-0	0	0	0-0	
12/2/14	vs BYU	1	1	2	0-0	0-0	0	0	0-0	
9/5/15*	Missouri St	2	0	2	1-1	0-0	0	0	0-0	
9/12/15*	at Kansas	2	1	3	2.5-15	1.5-3	0	0	0-0	
9/19/15*	at BGSU	3	0	3	1.0-2	1.0-2	0	0	0-0	
9/24/15*	Cincinnati	1	0	1	0-0	0-0	0	0	0-0	
10/2/15*	at USF	4	0	4	0-0	0-0	0	0	0-0	
10/17/15*	Ole Miss	2	0	2	0-0	0-0	0	0	0-0	
10/23/15*	at Tulsa	1	0	1	0-0	0-0	0	0	0-0	
10/31/15*	Tulane	2	2	4	0-0	0-0	0	0	0-0	
11/7/15*	Navy	2	0	2	0-0	0-0	0	0	0-0	
11/14/15*	at Houston	2	2	4	0-0	0-0	0	0	0-0	
11/21/15*	at Temple	3	1	4	1-2	0-0	1	0	0-0	
11/28/15*	SMU	0	0	0	0-0	0-0	0	0	0-0	
12/30/15*	vs Auburn	3	1	4	0-0	0-0	0	0	0-0	
9/3/16*	SEMO	1	0	1	1-3	0-0	0	0	0-0	
9/17/16*	Kansas	1	0	1	0-0	0-0	0	0	0-0	
9/24/16*	Bowling Green	0	0	0	0-0	0-0	0	0	0-0	
10/1/16*	Ole Miss	0	1	1	0-0	0-0	0	0	0-0	
10/6/16*	Temple	1	1	2	0-0	0-0	0	2	0-0	
10/14/16*	at Tulane	3	0	3	0-0	0-0	0	0	0-0	
10/22/16*	at Navy	1	1	2	0-0	0-0	0	0	0-0	
10/29/16*	Tulsa	1	1	2	0-0	0-0	0	0	0-0	
11/5/16*	at SMU	1	1	2	0-0	0-0	0	1	0-0	
11/12/16*	USF	2	0	2	0-0	0-0	0	0	0-0	
11/18/16*	at Cincinnati	0	1	1	0-0	0-0	0	0	0-0	
11/25/16*	Houston	2	0	2	1-1	0-0	0	0	0-0	

KEY DEPARTURES

PENNINGTON'S GAME-BY-GAME DEFENSE

Date	Opponent	UT	AT	TT	TFL	SK	FF	PB	INT
12/20/16*	vs WKU	1	1	2	0-0	0-0	0	0	0-0



#65 OFFENSIVE LINE
CHRISTOPHER ROBERSON
 GRADUATED: DECEMBER 2016
 GRADUATED • 3L
 6-7 • 330
 MEMPHIS, TENN./CENTRAL BAPTIST SCHOOL
 MAJOR: SOCIOLOGY

CAREER

Played in 50 career games at Memphis, including all 13 games in his sophomore, junior and senior seasons ... Started at right tackle for a majority of his senior season, with nine starts during the year ... Graduated in December of 2016 with a degree in sociology.

HONORS (ACADEMIC/ATHLETIC)

Earned Tiger 3.0 Club recognition for the 2013 spring and 2016 spring semesters.

PERSONAL

Born October 5 in Memphis ... Son of Anne Roberson and James Roberson.

ROBERSON'S CAREER OFFENSIVE LINE STATISTICS

YR	GAMES/STARTS	PLAYS/TOTAL TEAM PLAYS
2013	11/0	6/723
2014	13/0	47/1,012
2015	13/9	702/883
2016	13/9	750/964
Total	50/18	1,505/3,582

ROBERSON'S CAREER HIGHS

Offensive Plays	96, at Tulsa, Oct 23, 2015
-----------------	----------------------------

ROBERSON'S GAME-BY-GAME OFFENSIVE LINE

Date	Opponent	Position - Plays
9/7/13	Duke	Special Teams
9/14/13	Middle Tennessee	Did Not Play
9/21/13	Arkansas State	Left Tackle - 6/71
10/5/13	UCF	Special Teams
10/12/13	Houston	Special Teams
10/19/13	SMU	Special Teams
10/30/13	Cincinnati	Special Teams
11/9/13	UT Martin	Special Teams
11/16/13	USF	Special Teams
11/23/13	Louisville	Special Teams
11/30/13	Temple	Special Teams
12/7/13	UConn	Special Teams
8/30/14	Austin Peay	Left Tackle - 24/82
9/6/14	UCLA	Special Teams
9/20/14	MTSU	Special Teams
9/27/14	Ole Miss	Special Teams
10/4/14	Cincinnati	Left Tackle - 11/94
10/11/14	Houston	Special Teams
10/25/14	SMU	Left Tackle - 9/80
10/31/14	Tulsa	Special Teams
11/7/14	Temple	Special Teams
11/15/14	Tulane	Special Teams
11/22/14	USF	Special Teams
11/27/14	UConn	Left Tackle - 3/85
12/22/14	BYU	Special Teams
9/5/15	Missouri St	Left Tackle - 21/81
9/12/15	at Kansas	Left Tackle - 9/79
9/19/15*	at BGSU	Left Tackle - 90/90
9/24/15	Cincinnati	Special Teams
10/2/15	at USF	Special Teams
10/17/15	Ole Miss	Left Tackle - 94/94
10/23/15*	at Tulsa	Left Guard - 96/96

ROBERSON'S GAME-BY-GAME OFFENSIVE LINE

Date	Opponent	Position - Plays
10/31/15*	Tulane	Left Guard - 79/83
11/7/15*	Navy	Left Guard - 73/73
11/14/15*	at Houston	Left Guard - 86/86
11/21/15*	at Temple	Left Guard (35), Left Tackle (34) - 69/69
11/28/15*	SMU	Left Tackle - 17/64
12/30/15*	vs Auburn	Left Tackle - 68/68
9/3/16*	SEMO	Left Guard - 50/73
9/17/16*	Kansas	Left Guard - 48/72
9/24/16	Bowling Green	Right Tackle - 18/77
10/1/16	at Ole Miss	Right Tackle - 31/78
10/6/16	Temple	Right Tackle - 27/58
10/14/16	at Tulane	Right Tackle - 47/67
10/22/16*	at Navy	Right Tackle - 69/71; Right Guard 2/71
10/29/16*	Tulsa	Right Tackle - 82/82
11/5/16*	at SMU	Right Tackle - 62/72
11/12/16*	USF	Right Tackle - 81/81
11/18/16*	at Cincinnati	Right Tackle - 73/73
11/25/16*	Houston	Right Tackle - 79/79
12/20/16*	vs WKU	Right Tackle - 81/81



#45 LINEBACKER
NOAH ROBINSON
 GRADUATED: MAY 2017
 GRADUATED • 3L
 6-4 • 225
 WORCESTER, MASS./DOHERTY HS
 ATLANTA SPORTS ACADEMY
 MAJOR: SPORT AND LEISURE MANAGEMENT

CAREER

Appeared in 28 career games at Memphis over three seasons ... Finished with 51 career tackles and three passes defended ... Also forced a fumble and had one fumble recovery in 2015 ... Graduated in May of 2017 with a degree in sport and leisure management.

HONORS (ACADEMIC/ATHLETIC)

Earned Tiger 3.0 Club honors for the 2014 spring semester.

PERSONAL

Son of Len and Beth Robinson ... Born June 11 in Barrie, Ontario, Canada ... Has two older brothers, Myles and Zach, and three younger sisters, Hannah, Mary and Mukayla ... Brother, Zack, played Division III hockey for the Becker Ice Hawks and Worcester State Lancers.

ROBERSON'S CAREER DEFENSIVE STATISTICS

YR	G/S	UT	AT	TT	PD	FR	FF	TFL	SK	INT
2014	13/1	18	7	25	0	0-0	0	2.5-8	0-0	0-0
2015	12/3	16	9	25	3	1-0	1	0-0	0-0	0-0
2016	3/0	1	0	1	0	0-0	0	0-0	0-0	0-0
Total	28/4	35	16	51	3	1-0	1	2.5-8	0-0	0-0

ROBERSON'S CAREER HIGHS

Tackles	4 (4x) last at Houston, Nov 14, 2015
Tackles for Loss	1 (2x), Tulane, Nov 15, 2014
Pass Breakups	2, Tulane, Oct. 31, 2015
Forced Fumble	1, at Tulsa, Oct 23, 2015

ROBERSON'S GAME-BY-GAME DEFENSE

Date	Opponent	UT	AT	TT	TFL	SK	FF	PB	INT
8/30/14	Austin Peay	0	1	1	0-0	0-0	0	0	0-0
9/6/14	at UCLA	2	0	2	0-0	0-0	0	0	0-0
9/20/14	MTSU	1	0	1	1-1	0-0	0	0	0-0
9/27/14	at Ole Miss	2	2	4	0-0	0-0	0	0	0-0
10/4/14	at Cincinnati	0	2	2	0-0	0-0	0	0	0-0
10/11/14	Houston	0	1	1	0.5-2	0-0	0	0	0-0
10/25/14	at SMU	1	0	1	0-0	0-0	0	0	0-0

KEY DEPARTURES

ROBINSON'S GAME-BY-GAME DEFENSE										
Date	Opponent	UT	AT	TT	TFL	SK	FF	PB	INT	
10/31/14*	Tulsa	3	1	4	0-0	0-0	0	0	0	0-0
11/7/14	at Temple	1	0	1	0-0	0-0	0	0	0	0-0
11/15/14	at Tulane	4	0	4	1-5	0-0	0	0	0	0-0
11/22/14	USF	2	0	2	0-0	0-0	0	0	0	0-0
11/27/14	UConn	0	0	0	0-0	0-0	0	0	0	0-0
12/22/14	vs BYU	2	0	2	0-0	0-0	0	0	0	0-0
9/5/15*	Missouri St	2	0	2	0-0	0-0	0	0	0	0-0
9/12/15*	at Kansas	0	3	3	0-0	0-0	0	0	0	0-0
9/19/15*	at BGSU	0	2	2	0-0	0-0	0	1	0	0-0
9/24/15	Cincinnati	1	0	1	0-0	0-0	0	0	0	0-0
10/2/15	at USF	1	0	1	0-0	0-0	0	0	0	0-0
10/17/15	Ole Miss	0	1	1	0-0	0-0	0	0	0	0-0
10/23/15	at Tulsa	2	0	2	0-0	0-0	1	0	0	0-0
10/31/15	Tulane	2	2	4	0-0	0-0	0	2	0	0-0
11/7/15	Navy	1	0	1	0-0	0-0	0	0	0	0-0
11/14/15	at Houston	3	1	4	0-0	0-0	0	0	0	0-0
11/21/15	at Temple	3	0	3	0-0	0-0	0	0	0	0-0
11/28/15	SMU	1	0	1	0-0	0-0	0	0	0	0-0
12/30/15	vs Auburn				Did Not Play					
9/3/16	SEMO				Did Not Play					
9/17/16	Kansas	1	0	1	0-0	0-0	0	0	0	0-0
9/24/16	Bowling Green	0	0	0	0-0	0-0	0	0	0	0-0
10/1/16	Ole Miss				Did Not Play					
10/6/16	Temple				Did Not Play					
10/14/16	at Tulane	0	0	0	0-0	0-0	0	0	0	0-0
10/22/16	at Navy				Did Not Play					
10/29/16	Tulsa				Did Not Play					
11/5/16	at SMU				Did Not Play					
11/12/16	USF				Did Not Play					
11/18/16	at Cincinnati				Did Not Play					
11/25/16	Houston				Did Not Play					
12/20/16	vs WKU				Did Not Play					

ROSS' CAREER DEFENSIVE STATISTICS										
YR	G/S	UT	AT	TOT	PD	FR	FF	TFL	SK	INT
Total	47/0	5	3	8	0	0-0	0	0-0	0-0	0-0

ROSS' CAREER HIGHS	
Tackles	1 (7x) last at SMU, Nov 5, 2016

ROSS'S GAME-BY-GAME DEFENSE										
Date	Opponent	UT	AT	TT	TFL	SK	FF	PB	INT	
8/30/14	Austin Peay	0	1	1	0-0	0-0	0	0	0	0-0
9/6/14	at UCLA	0	0	0	0-0	0-0	0	0	0	0-0
9/20/14	MTSU	0	0	0	0-0	0-0	0	0	0	0-0
9/27/14	at Ole Miss	0	0	0	0-0	0-0	0	0	0	0-0
10/3/14	at Cincinnati	0	1	1	0-0	0-0	0	0	0	0-0
10/11/14	Houston	0	0	0	0-0	0-0	0	0	0	0-0
10/25/14	at SMU	0	0	0	0-0	0-0	0	0	0	0-0
10/31/14	Tulsa	0	0	0	0-0	0-0	0	0	0	0-0
11/7/14	at Temple	0	0	0	0-0	0-0	0	0	0	0-0
11/15/14	at Tulane	0	0	0	0-0	0-0	0	0	0	0-0
11/22/14	USF	0	0	0	0-0	0-0	0	0	0	0-0
11/27/14	UConn	0	0	0	0-0	0-0	0	0	0	0-0
12/22/14	vs BYU	0	0	0	0-0	0-0	0	0	0	0-0
9/5/15	Missouri St	0	0	0	0-0	0-0	0	0	0	0-0
9/12/15	at Kansas	1	0	1	0-0	0-0	0	0	0	0-0
9/19/15	at BGSU	0	0	0	0-0	0-0	0	0	0	0-0
9/24/15	Cincinnati	0	0	0	0-0	0-0	0	0	0	0-0
10/2/15	at USF	0	0	0	0-0	0-0	0	0	0	0-0
10/17/15	Ole Miss	0	0	0	0-0	0-0	0	0	0	0-0
10/23/15	at Tulsa	0	0	0	0-0	0-0	0	0	0	0-0
10/31/15	Tulane	0	0	0	0-0	0-0	0	0	0	0-0
11/7/15	Navy	0	0	0	0-0	0-0	0	0	0	0-0
11/14/15	at Houston	0	0	0	0-0	0-0	0	0	0	0-0
11/21/15	at Temple	0	0	0	0-0	0-0	0	0	0	0-0
11/28/15	SMU	0	0	0	0-0	0-0	0	0	0	0-0
12/30/15	vs Auburn	0	0	0	0-0	0-0	0	0	0	0-0
9/3/16	SEMO	0	0	0	0-0	0-0	0	0	0	0-0
9/17/16	Kansas	0	0	0	0-0	0-0	0	0	0	0-0
9/24/16	Bowling Green	0	0	0	0-0	0-0	0	0	0	0-0
10/1/16	at Ole Miss	0	1	1	0-0	0-0	0	0	0	0-0
10/6/16	Temple	1	0	1	0-0	0-0	0	0	0	0-0
10/14/16	at Tulane	0	0	0	0-0	0-0	0	0	0	0-0
10/22/16	at Navy	1	0	1	0-0	0-0	0	0	0	0-0
10/29/16	Tulsa	0	0	0	0-0	0-0	0	0	0	0-0
11/5/16	at SMU	1	0	1	0-0	0-0	0	0	0	0-0
11/12/16	USF	0	0	0	0-0	0-0	0	0	0	0-0

#23 DEFENSIVE BACK

B.J. Ross

GRADUATED: MAY 2017
GRADUATED • 4L
5-9 • 185
MELBOURNE, FLA./PALM BAY HS

MAJOR: INTERDISCIPLINARY STUDIES

✓ Was taken off on a cart following opening kickoff vs. USF and missed the remainder of the season; his teammates wore a 23 sticker on the back of their helmets in his honor

CAREER
 Appeared in 48 games in his Memphis career, including 10 of 13 games in 2016 ... A member of the special teams units, finished with seven career tackles ... Interned with the Tiger Scholarship Fund after his senior season and graduated with a degree in interdisciplinary studies in May of 2017.

HONORS (ACADEMICS/ATHLETICS)
 Two-time Dean's List student for the 2013 fall and 2014 spring semesters ... Also earned Tiger 3.0 Club honors both semesters ... Member of the 2013-14 American Athletic Conference All-Academic Team.

PERSONAL
 Son of Johnny Burrows and Shirlen Burrows ... Born August 28 in Greenville, N.C. ... Has four siblings: Mark, Luke, Noel and Chrissi.

ROSS' CAREER DEFENSIVE STATISTICS										
YR	G/S	UT	AT	TOT	PD	FR	FF	TFL	SK	INT
2013	12/0	1	0	1	0	0-0	0	0-0	0-0	0-0
2014	13/0	0	2	2	0	0-0	0	0-0	0-0	0-0
2015	13/0	1	0	1	0	0-0	0	0-0	0-0	0-0
2016	10/0	3	1	4	0	0-0	0	0-0	0-0	0-0

#15 QUARTERBACK

JASON STEWART

GRADUATED MAY 2016 • 2L
6-3 • 205
ALEXANDRIA, VA.

HAYFIELD SECONDARY HS
FORT SCOTT CC/DODGE CITY CC

MAJOR: SPORT AND LEISURE MANAGEMENT

CAREER
 Appeared in 10 career games at Memphis, completing 24 of 36 passes for 274 yards and three touchdowns ... Also rushed 31 times for 100 yards and one touchdown ... Graduated in May of 2016 with a degree in sport and leisure management.

HONORS (ACADEMIC/ATHLETIC)
 Earned Tiger 3.0 Club honors for the 2014 spring semester.

PERSONAL
 Son of Bill Stewart and Mary Stewart ... Born April 8 in Alexandria, Va. ... Has a younger brother, Justin ... A sport and leisure management major.

KEY DEPARTURES

STEWART'S CAREER PASSING STATISTICS

YR	G/S	CMP	ATT	INT	YDS	TD	LG	PCT	AVG/P	AVG/G
2014	5/0	3	4	0	45	1	29	.750	15.0	9.0
2015	Redshirt									
2016	5/0	21	32	0	229	2	28	.656	10.9	45.8
Total	10/0	24	36	0	274	3	29	.667	11.4	27.4

STEWART'S CAREER RUSHING STATISTICS

YR	G/S	NO	YDS	AVG/R	TDs	LG	AVG/G
2014	5/0	6	23	4.6	0	14	4.6
2015	Redshirt						
2016	5/0	25	77	15.4	1	23	15.4
Total	10/0	31	100	3.2	1	23	10.0

STEWART'S CAREER HIGHS

Pass Attempts	15 at Cincinnati, Nov 18, 2016
Pass Yards	138 at Cincinnati, Nov 18, 2016
Long Pass	22 at Cincinnati, Nov 18, 2016
Passing Touchdowns	2 at Cincinnati, Nov 18, 2016
Rush Attempts	10 vs Bowling Green, Sep 24, 2016
Rush Yards	29 vs Bowling Green, Sep 24, 2016
Long Rush	23 at SMU, Nov 5, 2016
Total Offense Attempts	21 at Cincinnati, Nov 18, 2016
Total Offense Yards	149 at Cincinnati, Nov 18, 2016
All-Purpose Yards	15 vs Kansas, Sep 17, 2016

STEWART'S GAME-BY-GAME PASSING

Date	Opponent	Att	Comp	Yds	INT	TD	LG
8/30/14	Austin Peay	0	0	0	0	0	0
10/4/14	Cincinnati	0	0	0	0	0	0
10/25/14	SMU	4	3	45	0	1	29
11/15/14	Tulane	0	0	0	0	0	0
11/29/14	UConn	0	0	0	0	0	0
9/17/16	Kansas	1	0	0	0	0	0
9/24/16	Bowling Green	5	3	36	0	0	19
11/5/16	at SMU	4	6	0	0	0	16
11/18/16	at Cincinnati	15	13	138	0	2	22
12/20/16	vs Wku	1	5	28	0	0	28

STEWART'S GAME-BY-GAME RUSHING

Date	Opponent	No	Yds	Avg	TDs	LG
8/30/14	Austin Peay	1	8	8.0	0	8
10/4/14	Cincinnati	1	14	14.0	0	14
10/25/14	SMU	4	1	0.3	0	7
11/15/14	Tulane	0	0	0.0	0	0
11/29/14	UConn	0	0	0.0	0	0
9/17/16	Kansas	5	15	3.0	0	5
9/24/16	Bowling Green	10	28	2.8	1	5
11/5/16	at SMU	2	23	11.5	0	23
11/18/16	at Cincinnati	8	11	1.4	0	9
12/20/16	vs Wku	0	0	0.0	0	0

SUMPTER'S CAREER DEFENSIVE STATISTICS


YR	G/S	UT	AT	TOT	PD	FR	FF	TFL	SK	INT
2014	2/0	2	0	2	0	0-0	0	1-4	0-0	0-0
2015	13/0	6	0	6	0	0-0	0	3-16	2-13	0-0
2016	8/0	0	1	1	0	0-0	0	0-0	0-0	0-0
Total	23/0	8	1	9	0	0-0	0	4-20	2-13	0-0

SUMPTER'S CAREER HIGHS

Tackles	3, Missouri St, Sep 5, 2015
Tackles for Loss	2, SMU, Nov 28, 2015
Sacks	2, SMU, Nov 28, 2015

SUMPTER'S GAME-BY-GAME DEFENSE

Date	Opponent	UT	AT	TT	TFL	SK	FF	PB	INT	
8/30/14	Austin Peay	2	0	2	1.0-4	0-0	0	0	0-0	
11/15/14	at Tulane	0	0	0	0-0	0-0	0	0	0-0	
9/5/15	Missouri St	3	0	3	0-0	0-0	0	0	0-0	
9/12/15	at Kansas	1	0	1	0-0	0-0	0	0	0-0	
9/19/15	at BGSSU	Did Not Play								
9/24/15	Cincinnati	0	0	0	0-0	0-0	0	0	0-0	
10/2/15	at USF	0	0	0	0-0	0-0	0	0	0-0	
10/17/15	Ole Miss	0	0	0	0-0	0-0	0	0	0-0	
10/23/15	at Tulsa	0	0	0	0-0	0-0	0	0	0-0	
10/31/15	Tulane	0	0	0	0-0	0-0	0	0	0-0	
11/7/15	Navy	0	0	0	0-0	0-0	0	0	0-0	
11/14/15	at Houston	0	0	0	0-0	0-0	0	0	0-0	
11/21/15	at Temple	0	0	0	0-0	0-0	0	0	0-0	
11/28/15	SMU	2	0	2	2-13	2-13	0	0	0-0	
12/30/15	vs Auburn	0	0	0	0-0	0-0	0	0	0-0	
9/3/16	SEMO	0	0	0	0-0	0-0	0	0	0-0	
9/17/16	Kansas	0	0	0	0-0	0-0	0	0	0-0	
9/24/16	Bowling Green	0	0	0	0-0	0-0	0	0	0-0	
10/1/16	Ole Miss	Did Not Play								
10/6/16	Temple	0	0	0	0-0	0-0	0	0	0-0	
10/22/16	at Navy	0	1	1	0-0	0-0	0	0	0-0	
10/29/16	Tulsa	0	0	0	0-0	0-0	0	0	0-0	
11/5/16	at SMU	0	0	0	0-0	0-0	0	0	0-0	
11/12/16	USF	0	0	0	0-0	0-0	0	0	0-0	
11/18/16	at Cincinnati	Did Not Play								
11/25/16	Houston	Did Not Play								
12/20/16	vs Wku	Did Not Play								



#33

LINEBACKER

PHILLIP SUMPTER


GRADUATED MAY 2017

GRADUATED • 3L

5-11 • 200

EDMOND, OKLA./SANTA FE HS

MAJOR: SPORT AND LEISURE MANAGEMENT



#24

RUNNING BACK

TEARRIS WALLACE

GRADUATED DECEMBER 2016

GRADUATED • 3L

5-10 • 220

BENTONVILLE, ARK./BENTONVILLE HS

MAJOR: MARKETING MANAGEMENT

CAREER

Appeared in eight games at Memphis over three seasons ... Had 30 rushes for 96 yards ... Also caught one pass for one yard ... Graduated in December of 2016 with a marketing management degree.

HONORS (ACADEMIC/ATHLETIC)

Four-time Dean's List student (2014 spring, 2015 spring, 2015 fall, 2016 spring) ... Earned Tiger 3.0 Club honors six semesters ... Named to the Tiger Academic 30 with a perfect 4.0 grade-point average for the 2014 spring semester ... The Tiger Academic 30 honors the student-athletes with the athletics department's top-30 grade-point averages ... is recognition for the 30 student-athletes with the highest grade point averages each semester ... Two-time American Athletic Conference All-Academic Team member (2013-14, 2014-15).

PERSONAL

Son of Mary I. Leverett ... Born November 24.

CAREER

Appeared in 23 games at Memphis over three seasons ... Finished with nine total tackles, including eight solos ... Also added two sacks for 13 yards ... Had three tackles for loss in 2015 ... Graduated in May of 2017 with a degree in sport and leisure management.

PERSONAL

Son of Gina and Steve Sumpter ... Born February 3 in Oklahoma City, Okla. ... Has an older brother, Steve.

KEY DEPARTURES

WALLACE'S CAREER RUSHING STATISTICS

YR	G/S	NO	YDS	AVG/C	TDS	LG	AVG/G
2014	3/0	14	53	3.8	0	7	17.7
2015	2/0	7	31	4.4	0	14	15.5
2016	3/0	9	15	1.3	0	5	4.0
Total	8/0	30	99	3.3	0	14	12.4

WALLACE'S CAREER RECEIVING STATISTICS

YR	G/S	NO	YDS	AVG/C	TDS	LG	REC/G	AVG/G
2014	3/0	1	1	1.0	0	1	0.3	0.3
2015	2/0	0	0	0.0	0	0	0.0	0.0
Total	5/0	1	1	1.0	0	1	0.2	0.2

WALLACE'S CAREER HIGHS

Rush Attempts	10, vs Austin Peay, Aug 30, 2014
Rush Yards	37, vs Austin Peay, Aug 30, 2014
Long Rush	14 vs SMU, Nov 28, 2015
Receptions	1, Ole Miss, Sep 27, 2014
Receiving Yards	1, Ole Miss, Sep 27, 2014
Total Offense Attempts	10, vs Austin Peay, Aug 30, 2014
Total Offense Yards	37, vs Austin Peay, Aug 30, 2014
All-Purpose Yards	37, vs Austin Peay, Aug 30, 2014

WALLACE'S GAME-BY-GAME RUSHING

Date	Opponent	No	Yds	Avg	TDs	LG
8/30/14	Austin Peay	10	37	3.7	0	7
9/6/14	at UCLA					Did Not Play
9/20/14	MTSU					Did Not Play
9/27/14	at Ole Miss	2	10	5.0	0	5
10/4/14	at Cincinnati					Did Not Play
10/11/14	Houston					Did Not Play
10/25/14	at SMU					Did Not Play
10/31/14	Tulsa					Did Not Play
11/7/14	at Temple					Did Not Play
11/15/14	at Tulane					Did Not Play
11/22/14	USF					Did Not Play
11/29/14	UConn	2	6	3.0	0	4
12/22/14	BYU					Did Not Play
9/5/15	vs Missouri St	3	12	4.0	0	6
11/28/15	SMU	4	19	4.8	0	14
9/17/16	Kansas	1	1	1.0	0	1
9/24/16	Bowling Green	6	9	1.5	0	5
11/5/16	at SMU	2	2	1.0	0	3

#60 OFFENSIVE LINE



COOPER WILLIAMS

STUDENT ASSISTANT • 2L
6-0 • 280

MEMPHIS, TENN.
CHRISTIAN BROTHERS HS

MAJOR: INTERDISCIPLINARY STUDIES

CAREER

Appeared in three games over two seasons after walking on to the roster ... Played special teams and offensive line at Memphis.

HONORS (ACADEMIC/ATHLETIC)

Earned Tiger 3.0 Club honors for the Fall 2014 and Spring 2015 semesters as well as Fall 2015 and Spring 2016 semesters ... Was named to the inaugural American Athletic Conference All-Academic Football Team.

2015 (REDSHIRT FRESHMAN)

Played in one game ... Saw his first collegiate action in the season-opening win over Missouri State ... Member of the 2015 squad that went 9-4 and played in the Birmingham Bowl.

2014 (FRESHMAN)

Did not see game action ... Member of the Tigers team that won 10 games (10-3 record) and earned a share of the American Athletic Conference regular-season conference championship ... Team posted the program's first 10-win campaign since 1938 and won the first conference championship since 1971 ... Squad also won the Miami Beach Bowl, a thrilling 55-48 double-overtime victory over BYU.

HIGH SCHOOL

Played for head coach Kevin Locastro and Scott Vogel at Christian Brothers High School.

PERSONAL

Son of Mary and Tommy Williams ... A business management major.

WILLIAMS' CAREER OFFENSIVE LINE STATISTICS

YR	GAMES/STARTS	PLAYS/TOTAL TEAM PLAYS
2015	1/0	
2016	2/0	Center - 9/731
Total	3/0	9/731

WILLIAMS' GAME-BY-GAME OFFENSIVE LINE

Date	Opponent	Position - Plays
9/5/15	Missouri St	
9/24/16	Bowling Green	Center - 9/77
11/12/15	USF	Special Teams

#84

TIGHT END

ROBBY YOUNG

GRADUATED MAY 2017

GRADUATED • 3L

6-4 • 255

GERMANTOWN, TENN./CHRISTIAN BROTHERS

MAJOR: MANAGEMENT

CAREER

Appeared in 32 games at Memphis over three seasons ... Recorded one catch for 29 yards and a touchdown as a freshman in 2014 ... Graduated in May of 2017 with a degree in management.

HONORS (ACADEMIC/ATHLETIC)

Dean's List student for the 2015 fall semester ... Earned Tiger 3.0 Club distinction for four semesters (2013 fall, 2014 spring, 2015 spring, 2015 fall).

PERSONAL

Son of Shane and Tina Young ... Born June 9 in Memphis ... Has three siblings: Rachel, Ragan and Ryan ... Father played baseball at then Memphis State and followed college with a Major League Baseball career (New York Mets, California Angels).

YOUNG'S CAREER RECEIVING STATISTICS

YR	G/S	NO	YDS	AVG/C	TDS	LG	REC/G	AVG/G
2014	9/0	1	29	29.0	1	29	0.1	3.2
2015	11/0	0	0	0.0	0	0	0.0	0.0
2016	12/0	0	0	0.0	0	0	0.0	0.0

KEY DEPARTURES

YOUNG'S CAREER RECEIVING STATISTICS

YR	G/S	NO	YDS	AVG/C	TDS	LG	REC/G	AVG/G
Total	32/0	1	29	29.0	1	29	0.1	1.2

YOUNG'S CAREER HIGHS

Points Scored	6, SMU, Oct 25, 2014
Touchdowns	1, SMU, Oct 25, 2014
Receptions	1, SMU, Oct 25, 2014
Long Reception	29, SMU, Oct 25, 2014
Receiving Yards	29, SMU, Oct 25, 2014
All-Purpose Yards	29, SMU, Oct 25, 2014

YOUNG'S GAME-BY-GAME RECEIVING

Date	Opponent	No	Yds	Avg	TDS	LG
8/30/14	Austin Peay	0	0	0.0	0	0
9/6/14	at UCLA	Did Not Play				
9/20/14	MTSU	Did Not Play				
9/27/14	at Ole Miss	Did Not Play				
10/4/14	at Cincinnati	0	0	0.0	0	0
10/11/14	Houston	Did Not Play				
10/25/14	at SMU	1	29	29.0	1	29
10/31/14	Tulsa	0	0	0.0	0	0
11/7/14	at Temple	0	0	0.0	0	0
11/15/14	at Tulane	0	0	0.0	0	0
11/22/14	USF	0	0	0.0	0	0
11/29/14	UConn	0	0	0.0	0	0
12/22/14	vs BYU	0	0	0.0	0	0
9/5/15	Missouri St	0	0	0.0	0	0
9/12/15	at Kansas	0	0	0.0	0	0
9/19/15	at BGSU	Did Not Play				
9/24/15	Cincinnati	0	0	0.0	0	0
10/2/15	at USF	Did Not Play				
10/17/15	Ole Miss	0	0	0.0	0	0
10/23/15	at Tulsa	0	0	0.0	0	0
10/31/15	Tulane	0	0	0.0	0	0
11/7/15	Navy	0	0	0.0	0	0
11/14/15	at Houston	0	0	0.0	0	0
11/21/15	at Temple	0	0	0.0	0	0
11/28/15	SMU	0	0	0.0	0	0
12/30/15	vs Auburn	Did Not Play				
9/3/16	SEMO	0	0	0.0	0	0
9/17/16	Kansas	0	0	0.0	0	0
9/24/16	Bowling Green	0	0	0.0	0	0
10/1/16	at Ole Miss	0	0	0.0	0	0
10/6/16	Temple	0	0	0.0	0	0
10/14/16	at Tulane	0	0	0.0	0	0
10/22/16	at Navy	0	0	0.0	0	0
10/29/16	Tulsa	0	0	0.0	0	0
11/5/16	at SMU	0	0	0.0	0	0
11/12/16	USF	0	0	0.0	0	0
11/18/16	at Cincinnati	0	0	0.0	0	0
11/25/16	Houston	0	0	0.0	0	0
12/20/16	vs WKU	0	0	0.0	0	0

SCORING RECORDS

**Records included are modern day records (1947-Present)

INDIVIDUAL SINGLE GAME

MOST POINTS SCORED (MIN. 18)

RK	PTS	PLAYER VS OPPONENT	YEAR
T1	24	Curtis Steele vs Tulsa	2009
T1	24	DeAngelo Williams vs Chattanooga	2004
T1	24	DeAngelo Williams vs Houston	2004
T1	24	DeAngelo Williams vs East Carolina	2004
T1	24	Dante Brown vs Houston	2001
T6	18	Anthony Miller vs Western Kentucky	2016
T6	18	Jamarius Henderson at Tulsa	2015
T6	18	Brandon Hayes vs Tulsa	2014
T6	18	Paxton Lynch vs BYU	2014
T6	18	Sam Craft vs Temple	2013
T6	18	Brandon Hayes vs UAB	2012
T6	18	Steven Black vs Tulane	2008
T6	18	Carlos Singleton vs SMU	2007
T6	18	Joseph Doss vs UTEP	2006
T6	18	DeAngelo Williams vs Chattanooga	2005
T6	18	DeAngelo Williams vs Tulsa	2005
T6	18	DeAngelo Williams vs Akron	2005
T6	18	DeAngelo Williams vs Ole Miss	2003
T6	18	DeAngelo Williams vs Tennessee Tech	2003
T6	18	Ryan White vs UAB	1999
T6	18	Gerard Arnold vs Tulane	1999
T6	18	Gerard Arnold vs Arkansas State	1997
T6	18	Russell Copeland vs Tennessee	1992
T6	18	John Martin vs Tulane	1992
T6	18	Larry Porter vs Arkansas State	1990
T6	18	Billy Moody vs Louisville	1987
T6	18	Jeff Womack vs Southwestern Louisiana	1985
T6	18	Paul Gowen vs Cincinnati	1971
T6	18	Stan Davis vs Ole Miss	1971
T6	18	Jay McCoy vs Wichita State	1970
T6	18	Danny Pierce vs Southern Miss	1968
T6	18	Bob Sherlag vs Mississippi State	1965
T6	18	Dave Casinelli vs The Citadel	1962
T6	18	Dave Casinelli vs UT-Arlington	1962
T6	18	Dave Casinelli vs The Citadel	1961
T6	18	James Earl Wright vs The Citadel	1961
T6	18	Don Coffee vs Tulsa	1961
T6	18	Nick Bouni vs Southern Miss	1959
T6	18	Bill Robertson vs Arkansas State	1950
T6	18	Frank Berry vs Tampa	1949

MOST TDs SCORED (MIN. 3; RUSH/REC)

RK	TDs	PLAYER VS OPPONENT	YEAR
T1	4	Curtis Steele vs Tulsa	2009
T1	4	DeAngelo Williams vs Chattanooga	2004
T1	4	DeAngelo Williams vs Houston	2004
T1	4	DeAngelo Williams vs East Carolina	2004
T1	4	Dante Brown vs Houston	2001
T6	3	Anthony Miller vs Western Kentucky	2016
T6	3	Jamarius Henderson at Tulsa	2015
T6	3	Brandon Hayes vs Tulsa	2014
T6	3	Paxton Lynch vs BYU	2014
T6	3	Sam Craft vs Temple	2013
T6	3	Brandon Hayes vs UAB	2012
T6	3	Steven Black vs Tulane	2008
T6	3	Carlos Singleton vs SMU	2007
T6	3	Joseph Doss vs UTEP	2006
T6	3	DeAngelo Williams vs Chattanooga	2005
T6	3	DeAngelo Williams vs Tulsa	2005
T6	3	DeAngelo Williams vs Akron	2005
T6	3	DeAngelo Williams vs Ole Miss	2003
T6	3	DeAngelo Williams vs Tennessee Tech	2003
T6	3	Gerard Arnold vs Tulane	1999
T6	3	Gerard Arnold vs Arkansas State	1997

MOST TDs SCORED (MIN. 3; RUSH/REC)

RK	TDs	PLAYER VS OPPONENT	YEAR
T6	3	Russell Copeland vs Tennessee	1992
T6	3	John Martin vs Tulane	1992
T6	3	Larry Porter vs Arkansas State	1990
T6	3	Billy Moody vs Louisville	1987
T6	3	Jeff Womack vs Southwestern Louisiana	1985
T6	3	Paul Gowen vs Cincinnati	1971
T6	3	Stan Davis vs Ole Miss	1971
T6	3	Jay McCoy vs Wichita State	1970
T6	3	Danny Pierce vs Southern Miss	1968
T6	3	Bob Sherlag vs Mississippi State	1965
T6	3	Dave Casinelli vs The Citadel	1962
T6	3	Dave Casinelli vs UT-Arlington	1962
T6	3	Dave Casinelli vs The Citadel	1961
T6	3	James Earl Wright vs The Citadel	1961
T6	3	Don Coffee vs Tulsa	1961
T6	3	Nick Bouni vs Southern Miss	1959
T6	3	Bill Robertson vs Arkansas State	1950
T6	3	Frank Berry vs Tampa	1949

TDs RESPONSIBLE FOR (MIN. 4; PASS/RUSH)

RK	TDs	PLAYER VS OPPONENT	YEAR
T1	7	Riley Ferguson vs Bowling Green (6 pass, 1 rush)	2016
T1	7	Paxton Lynch vs SMU	2015
T1	7	Paxton Lynch vs BYU	2014
T4	5	Paxton Lynch at Tulsa	2015
T4	5	Danny Wimprine vs Louisville	2004
T4	5	Danny Wimprine vs Murray State	2002
T4	5	Danny Wimprine vs Army	2001
T4	5	James Earl Wright vs Tulsa	1961
T9	4	Riley Ferguson vs. Western Kentucky	2016
T9	4	Riley Ferguson vs Houston	2016
T9	4	Riley Ferguson vs USF (3 pass, 1 rush)	2016
T9	4	Riley Ferguson at SMU	2016
T9	4	Paxton Lynch vs UConn	2014
T9	4	Paxton Lynch vs USF	2014
T9	4	Paxton Lynch at Cincinnati	2014
T9	4	Paxton Lynch vs Austin Peay	2014
T9	4	Curtis Steele vs Tulsa	2009
T9	4	Tyler Bass vs UT Martin	2009
T9	4	Arkelon Hall vs UAB	2008
T9	4	Martin Hankins vs East Carolina	2007
T9	4	Martin Hankins vs Southern Miss	2007
T9	4	Martin Hankins vs SMU	2007
T9	4	Danny Wimprine vs Bowling Green St.	2004
T9	4	DeAngelo Williams vs East Carolina	2004
T9	4	DeAngelo Williams vs Houston	2004
T9	4	Danny Wimprine vs East Carolina	2003
T9	4	Travis Anglin vs Chattanooga	2001
T9	4	Dante Brown vs Houston	2001
T9	4	Bernard Oden vs UAB	1997
T9	4	Steve Matthews vs Tulane	1992
T9	4	Tim Jones vs Tulane	1989
T9	4	Lloyd Patterson vs Auburn	1976
T9	4	Danny Pierce vs Louisville	1969
T9	4	Billy Fletcher vs Mississippi State	1965
T9	4	James Earl Wright vs Hardin Simmons	1961
T9	4	James Earl Wright vs Abilene Christian	1960
T9	4	James Earl Wright vs Tennessee Tech	1960

MOST PAT MADE KICKING (MIN. 7)

RK	PAT	PLAYER VS OPPONENT	YEAR
1	11	Jake Elliott vs Bowling Green	2016
T2	9	Jake Elliott vs SMU	2015
T2	9	Jake Elliott at Tulsa	2015
T2	9	Jake Elliott vs Missouri State	2015
T2	9	Jake Elliott vs Austin Peay	2014
T2	9	Pete Weeks vs Louisville	1969
T7	8	Joe Allison vs Tulane	1992

SCORING RECORDS

MOST PAT MADE KICKING (MIN. 7)

RK	PAT	PLAYER VS OPPONENT	YEAR
T7	8	Jack Carter vs Hardin-Simmons	1961
T9	7	Jake Elliott at Kansas	2015
T9	7	Jake Elliott v BYU	2014
T9	7	Matt Reagan vs SMU	2007
T9	7	Stephen Gostkowski vs Chattanooga	2005
T9	7	Stephen Gostkowski vs Chattanooga	2004
T9	7	Stephen Gostkowski vs Tulane	2004
T9	7	Ryan White vs Houston	2001
T9	7	Hal McGeorge vs Virginia Tech	1973
T9	7	Roger Carter vs Cincinnati	1972
T9	7	Pete Weeks vs Wichita State	1970

MOST CONSECUTIVE PAT MADE (100)

RK	PAT	PLAYER	YEAR
1	198	Jake Elliott (202x202)	2013-16
2	101	Ryan White (101x101)	1998-2001

MOST POINTS KICKING (MIN. 13)

RK	PTS	PLAYER VS OPPONENT	YEAR
1	18	Ryan White vs UAB	1999
2	17	Stephen Gostkowski vs Arkansas State	2004
T3	16	Jake Elliott vs Tulsa	2014
T3	16	Ryan White vs Cincinnati	1998
T5	15	Jake Elliott at SMU	2016
T5	15	Jake Elliott at Houston	2013
T7	14	Jake Elliott at Bowling Green	2015
T7	14	Stephen Gostkowski vs Marshall	2005
T7	14	Stephen Gostkowski vs Ole Miss	2003
T7	14	Joe Allison vs Tulane	1992
T11	13	Jake Elliott vs Kansas	2016
T11	13	Jake Elliott vs Tulane	2015
T11	13	Jake Elliott at Kansas	2015
T11	13	Jake Elliott vs BYU	2014
T11	13	Matt Reagan vs UAB	2007
T11	13	Matt Reagan vs SMU	2007
T11	13	Stephen Gostkowski vs Louisville	2004
T11	13	Ryan White vs Arkansas State	2000
T11	13	Don Glosson vs Ole Miss	1983
T11	13	Rusty Bennett vs North Texas State	1977

MOST FIELD GOALS MADE (MIN. 4)

RK	FGS	PLAYER VS OPPONENT	YEAR
T1	5	Jake Elliott at Houston	2013
T1	5	Ryan White vs UAB	1999
T3	4	Jake Elliott at Temple	2015
T3	4	Jake Elliott vs Tulsa	2014
T3	4	Matt Reagan vs UAB	2007
T3	4	Stephen Gostkowski vs Marshall	2005
T3	4	Stephen Gostkowski vs Arkansas State	2004
T3	4	Ryan White vs Arkansas State	2000
T3	4	Ryan White vs Cincinnati	1998
T3	4	Joe Allison vs Mississippi	1992
T3	4	Rusty Bennett vs North Texas	1977

MOST FIELD GOALS ATTEMPTED (MIN. 4)

RK	ATT	PLAYER VS OPPONENT	YEAR
1	6	Ryan White vs UAB	1999
T2	5	Jake Elliott at Temple	2015
T2	5	Jake Elliott vs Tulsa	2014
T2	5	Jake Elliott at Houston	2013
T5	4	Jake Elliott vs Kansas	2016
T5	4	Jake Elliott vs Tulane	2015
T5	4	Jake Elliott at Cincinnati	2014
T5	4	Matt Reagan vs Southern Miss	2009
T5	4	Matt Reagan vs UAB, Rice	2007
T5	4	Matt Reagan vs UAB, Houston	2006
T5	4	Trey Adams vs Chattanooga	2006
T5	4	Stephen Gostkowski vs Marshall	2005

MOST FIELD GOALS ATTEMPTED (MIN. 4)

RK	ATT	PLAYER VS OPPONENT	YEAR
T5	4	Stephen Gostkowski vs Arkansas State	2004
T5	4	Stephen Gostkowski vs Tennessee Tech	2003
T5	4	Ryan White vs Arkansas State	2000
T5	4	Ryan White vs Cincinnati	1998
T5	4	Joe Allison vs Mississippi	1992
T5	4	Rusty Bennett vs North Texas	1977

INDIVIDUAL SEASON

MOST POINTS SCORED

RK	PTS	PLAYER	YEAR
1	138	DeAngelo Williams	2004
2	132	Jake Elliott	2015
3	121	Jake Elliott	2016
4	120	Jake Elliott	2014
5	114	DeAngelo Williams	2005
6	108	Stephen Gostkowski	2004
T7	101	Stephen Gostkowski	2005
T7	101	Stephen Gostkowski	2003
T7	101	Joe Allison	1992
10	96	Curtis Steele	2009
11	90	Anthony Miller	2016
12	84	Dave Casinelli	1963
13	80	Matt Reagan	2007
T14	78	Paxton Lynch	2014
T14	78	Alex Williams	1949
T14	78	DeAngelo Williams	2003
T17	72	Jake Elliott	2013
T17	72	Carlos Singleton	2007
T17	72	Dante Brown	2001
T17	72	Russ Vollmer	1962
T17	72	Paul Gowen	1971
T17	72	Bill Robertson	1950

MOST TOUCHDOWNS SCORED (REC/RUSH)

RK	TDS	PLAYER	YEAR
1	23	DeAngelo Williams	2004
2	19	DeAngelo Williams	2005
3	16	Curtis Steele	2009
T4	14	Anthony Miller	2016
T4	14	Dave Casinelli	1963
T6	13	Paxton Lynch	2014
T6	13	DeAngelo Williams	2003
T6	13	Alex Williams	1949
T9	12	Dante Brown	2001
T9	12	Bill Robertson	1950
T11	11	Dorland Dorceus	2015
T11	11	Frank Berry	1949

MOST TOUCHDOWNS RESPONSIBLE (PASS/RUSH)

RK	TDS	PLAYER	YEAR
1	36	Riley Ferguson	2016
2	35	Paxton Lynch	2014
3	30	Paxton Lynch	2015
T4	26	Danny Wimprine	2003
T4	26	Danny Wimprine	2002
6	25	Martin Hankins	2007
T7	22	DeAngelo Williams	2004
T7	22	Danny Wimprine	2004
9	21	Lloyd Patterson	1976
10	20	Bernard Oden	1997
11	19	Billy Fletcher	1965
T12	18	James Earl Wright	1961
T12	18	Martin Hankins	2006
T12	18	DeAngelo Williams	2005
T12	18	Steve Matthews	1992
T12	18	James Earl Wright	1960

SCORING RECORDS

MOST POINTS KICKING

RK	PTS	PLAYER	YEAR
1	132	Jake Elliott	2015
2	121	Jake Elliott	2016
3	120	Jake Elliott	2014
4	108	Stephen Gostkowski	2004
T5	101	Stephen Gostkowski	2005
T5	101	Stephen Gostkowski	2003
T5	101	Joe Allison	1992
8	80	Matt Reagan	2007
9	72	Jake Elliott	2013
10	71	Don Glosson	1983

MOST PAT MADE

RK	PAT	PLAYER	YEAR
1	63	Jake Elliott	2015
2	58	Jake Elliott	2016
3	57	Jake Elliott	2014
4	48	Stephen Gostkowski	2004
5	44	Stephen Gostkowski	2003
6	42	John Cobb	1949
7	38	Jack Carter	1961
8	37	Pete Weeks	1969
9	36	Ryan White	2001
T10	35	Matt Reagan	2007
T10	35	Stephen Gostkowski	2005

MOST PAT ATTEMPTED

RK	ATT	PLAYER	YEAR
1	63	Jake Elliott	2015
2	58	Jake Elliott	2016
3	57	Jake Elliott	2014
4	49	Stephen Gostkowski	2004
5	44	Stephen Gostkowski	2003
6	43	Jack Carter	1961
7	42	Pete Weeks	1969
8	38	Matt Reagan	2007
9	37	Stephen Gostkowski	2002
T10	36	Ryan White	2001
T10	36	Jack Carter	1960

MOST FIELD GOALS MADE

RK	FGS	PLAYER	YEAR
T1	23	Jake Elliott	2015
T1	23	Joe Allison	1992
3	22	Stephen Gostkowski	2005
T4	21	Jake Elliott	2016
T4	21	Jake Elliott	2014
6	20	Stephen Gostkowski	2004
7	19	Stephen Gostkowski	2003
T8	16	Jake Elliott	2013
T8	16	Ryan White	1998
T8	16	John Butler	1989
T11	15	Matt Reagan	2007
T11	15	Don Glosson	1984

MOST FIELD GOALS ATTEMPTED

RK	ATT	PLAYER	YEAR
1	32	Jake Elliott	2014
2	29	Stephen Gostkowski	2003
3	28	Jake Elliott	2015
4	26	Jake Elliott	2016
T5	25	Stephen Gostkowski	2005
T5	25	Joe Allison	1992
7	24	Stephen Gostkowski	2004
8	22	Matt Reagan	2007
T9	20	John Butler	1989
T9	20	Don Glosson	1983
T9	20	Rusty Bennett	1977

MOST CONSECUTIVE FIELD GOALS MADE (16)

RK	FGS	PLAYER	YEAR
1	16	Ryan White	1998-99

CAREER

MOST POINTS SCORED

RK	PTS	PLAYER	YEARS
1	445	Jake Elliott (202 PAT/81 FG)	2013-16
2	369	Stephen Gostkowski (159 PAT/70 FG)	2002-05
3	362	DeAngelo Williams (60 TD/1 EP)	2002-05
4	262	Joe Allison (109 PAT/51 FG)	1990-93
5	260	Matt Reagan (122 PAT/46 FG)	2006-09
6	248	Ryan White (101 PAT/49 FG)	1998-01
7	218	Dave Casinelli (36 TDs)	1960-63
8	214	John Butler (70 PAT/48 FG)	1986-89
9	171	Jay McCoy (27 TD/6 PAT/1 FG)	1968-70

MOST TOUCHDOWNS SCORED

RK	TDS	PLAYER	YEARS
1	60	DeAngelo Williams	2002-05
2	36	Dave Casinelli	1960-63
3	27	Jay McCoy	1968-70
4	23	Curtis Steele	2008-09
5	22	Carlos Singleton	2006-09
6	21	Brandon Hayes	2012-14
T7	20	Duke Calhoun	2006-09
T7	20	Maurice Avery	2002-05
T7	20	Larry Porter	1990-93
T7	20	Russ Vollmer	1960-63
T11	19	Anthony Miller	2015-
T11	19	Tavares Gideon	2002,2004
T11	19	Dante Brown	2001-02
T11	19	Paul Gowen	1968-70
T11	19	Terdell Middleton	1973-76
T11	19	Lloyd Patterson	1975-78

MOST TOUCHDOWNS RESPONSIBLE FOR

RK	TDS	PLAYER	YEARS
1	92	Danny Wimprine	2001-04
2	76	Paxton Lynch	2013-15
3	55	DeAngelo Williams	2002-05
4	45	Lloyd Patterson	1975-78
5	43	Martin Hankins	2006-07
6	40	James Earl Wright	1957-61
7	36	Riley Ferguson	2016-
8	34	Dave Casinelli	1960-63
9	32	Steve Matthews	1992-93
10	31	Billy Fletcher	1963-65

MOST POINTS KICKING

RK	PTS	PLAYER	YEARS
1	445	Jake Elliott (202 PAT/81 FG)	2013-16
2	369	Stephen Gostkowski (159 PAT/70 FG)	2002-05
3	262	Joe Allison (109 PAT/51 FG)	1990-93
4	260	Matt Reagan (122 PAT/46 FG)	2006-09
5	248	Ryan White (101 PAT/49 FG)	1998-2001
6	214	John Butler (70 PAT/48 FG)	1986-89
7	168	Don Glosson (66 PAT/34 FG)	1983-85

MOST PAT MADE

RK	PAT	PLAYER	YEARS
1	202	Jake Elliott	2013-16
2	159	Stephen Gostkowski	2002-05
3	122	Matt Reagan	2006-09
4	109	Joe Allison	1990-93
5	101	Ryan White	1998-2001
6	78	Pete Weeks	1967-69

MOST PAT MADE

RK	PAT	PLAYER	YEARS
7	77	Jack Carter	1959-61

MOST PAT ATTEMPTED

RK	ATT	PLAYER	YEARS
1	202	Jake Elliott	2013-16
2	165	Stephen Gostkowski	2002-05
3	129	Matt Reagan	2006-09
4	111	Joe Allison	1990-93
5	101	Ryan White	1998-2001
6	92	Jack Carter	1959-61
7	91	Pete Weeks	1967-69

HIGHEST PAT PERCENTAGE (MIN. 50 ATT.)

RK	PCT	PLAYER	YEARS
T1	1.000	Jake Elliott (202x202)	2013-16
T1	1.000	Ryan White (101x101)	1998-2001
3	98.2	Joe Allison (109x111)	1990-93
4	96.4	S. Gostkowski (159x165)	2002-05
5	96.2	Hal McGeorge (51x53)	1972-73
6	95.7	Don Glosson (66x69)	1983-85
7	95.6	Rusty Bennett (65x68)	1977-80

MOST FIELD GOALS MADE

RK	FGS	PLAYER	YEARS
1	81	Jake Elliott	2013-16
2	70	Stephen Gostkowski	2002-05
3	51	Joe Allison	1990-93
4	49	Ryan White	1998-2001
5	48	John Butler	1986-89
6	46	Matt Reagan	2006-09
7	34	Don Glosson	1983-85
8	30	Rusty Bennett	1977-80

MOST FIELD GOALS ATTEMPTED

RK	ATT	PLAYER	YEARS
1	104	Jake Elliott	2013-16
2	92	Stephen Gostkowski	2002-05
3	71	Joe Allison	1990-93
4	67	Ryan White	1998-2001
5	66	Matt Reagan	2006-09
6	63	John Butler	1986-89
7	51	Don Glosson	1983-85
8	50	Rusty Bennett	1977-80

HIGHEST FIELD GOAL PCT. (MIN. 50 ATT.)

RK	PCT	PLAYER	YEARS
1	.778	Jake Elliott (81x104)	2013-16
T2	.761	John Butler (48x63)	1986-89
T2	.761	Stephen Gostkowski (70x92)	2002-05
4	.731	Ryan White (49x67)	1998-2001
5	.718	Joe Allison (51x71)	1990-93
6	.697	Matt Reagan (46x66)	2006-09
7	.666	Don Glosson (34x51)	1983-85
8	.600	Rusty Bennett (30x50)	1977-80

TEAM SINGLE GAME

MOST POINTS SCORED

RK	PTS	OPPONENT	YEAR
1	77	vs Bowling Green	2016
2	70	vs Tampa	1949
3	69	vs Louisville	1969
4	66	at Tulsa	2015
5	64	vs Union University	1950
T6	63	vs Missouri State	2015

SCORING RECORDS

MOST POINTS SCORED

RK	PTS	OPPONENT	YEAR
T6	63	vs SMU	2015
T6	63	vs Austin Peay	2014
9	62	vs Tulane	1992
T10	61	vs Arkansas State	1949
T10	61	vs East Central Oklahoma	1951

MOST TOUCHDOWNS SCORED

RK	TDS	OPPONENT	YEAR
T1	11	vs Bowling Green	2016
T1	11	vs Tampa	1949
T3	10	vs Louisville	1969
T3	10	vs Union	1950
T5	9	vs SMU	2015
T5	9	at Tulsa	2015
T5	9	vs Missouri State	2015
T5	9	vs Austin Peay	2014
T5	9	vs Arkansas State	1949
T5	9	vs East Central Oklahoma	1951

MOST RUSHING TOUCHDOWNS

RK	TDS	OPPONENT	YEAR
T1	7	vs Austin Peay	2014
T1	7	vs North Texas State	1971
T1	7	vs The Citadel	1962
T4	6	vs Tulane	2008
T4	6	vs Wichita State	1972
T4	6	vs Tulsa	1972
T4	6	vs Tulsa	1969
T4	6	vs Cincinnati	1969

MOST PASSING TOUCHDOWNS

RK	TDS	OPPONENT	YEAR
1	7	vs SMU	2015
2	6	vs Bowling Green	2016
T3	5	vs SMU	2007
T3	5	vs Murray State	2002
T3	5	vs Louisville	1969
T3	5	at Tulsa	2015
T6	4	15 times, last vs Bowling Green	2016

MOST EXTRA POINTS

RK	EP	OPPONENT	YEAR
1	11	vs Bowling Green	2016
T2	9	vs Missouri State	2015
T2	9	at Tulsa	2015
T2	9	vs SMU	2015
T2	9	vs Austin Peay	2014
T2	9	vs Louisville	1969
T7	8	vs Chattanooga	2005
T7	8	vs Tulane	1992
T9	7	10 times, last at Kansas	2015

MOST FIELD GOALS MADE

RK	FGS	OPPONENT	YEAR
T1	5	at Houston	2013
T1	5	vs UAB	1999
T3	4	at Temple	2015
T3	4	vs Tulsa	2014
T3	4	vs UAB	2007
T3	4	vs Marshall	2005
T3	4	vs Arkansas State	2004
T3	4	vs Cincinnati	1998
T3	4	vs Ole Miss	1992
T3	4	vs North Texas State	1976

MOST FIELD GOALS ATTEMPTED

RK	ATT	OPPONENT	YEAR
T1	6	vs UAB	1999
T1	6	vs North Texas State	1976
T3	5	at Temple	2015
T3	5	vs Tulsa	2014
T3	5	at Houston	2013
T6	4	14 times, last vs Kansas	2016

MOST CONSECUTIVE FIELD GOALS MADE

RK	FGS	YEARS
T1	16	1998-99
T1	16	1983-84

MOST 2-POINT CONVERSIONS MADE

RK	NO.	OPPONENT	YEAR
1	2	Louisville	1998

TEAM SINGLE SEASON

MOST POINTS SCORED

RK	PTS	YEAR
1	522	2015
2	505	2016
3	471	2014
4	430	2004
5	393	2003
6	385	1949
7	380	2007
8	374	1950
9	353	2008
10	332	1961

FEWEST POINTS SCORED

RK	PTS	YEAR
1	7	1920
2	82	1981 (modern day record since 1947)

MOST TOUCHDOWNS SCORED

RK	TDS	YEAR
1	64	2015
2	63	2016
3	58	2014
4	57	1949
5	56	1950
6	53	2004
T7	48	2003, 1961
9	46	2007
T10	45	2008, 1969

FEWEST TOUCHDOWNS SCORED

RK	TDS	YEAR
1	1	1920
2	9	1981 (modern day record since 1947)

MOST RUSHING TOUCHDOWNS

RK	TDS	YEAR
1	33	1961
2	31	2014
3	29	2015, 1969
4	28	2005
T5	27	1968, 1960
T7	26	2004, 1970, 1962

MOST PASSING TOUCHDOWNS

RK	TDS	YEAR
1	34	2016
2	33	2007
3	30	2015
4	25	2004
5	24	2002
T6	23	2014, 2003
T8	21	2006, 2001
10	20	2008

MOST EXTRA POINTS

RK	EP	YEAR
1	63	2015
2	58	2016
3	57	2014
4	48	2004
5	44	2003
6	41	2008
7	40	1961
8	39	1969
9	37	2007
T10	36	2005, 2001, 2012

MOST FIELD GOALS MADE

RK	FGS	YEAR
1	23	2015, 1992
2	22	2005
T3	21	2016, 2014
5	20	2004
6	19	2003
7	17	2007
8	16	2013
T9	15	1994, 1984
T11	14	2010, 2008, 1988, 1983

FEWEST FIELD GOALS MADE

RK	FGS	YEAR
1	0	1958

MOST FIELD GOALS ATTEMPTED

RK	ATT	YEAR
1	28	2014
2	28	2003
3	26	2016
T4	25	2007, 2005, 1992
7	24	2004
8	21	1994
T9	20	2006, 1983, 1977

FEWEST FIELD GOALS ATTEMPTED

RK	ATT	YEAR
T1	8	1978, 1968

MOST 2-POINT CONVERSIONS MADE

RK	MADE/ATT	YEAR
1	5/7	2007
2	4/7	1976
3	3/4	1988
4	3/7	1979
5	3/6	1978
T6	3/5	2016; 1977
T7	3/3	1975; 1997; 1998

YEAR-BY-YEAR SCORING LEADERS

YEAR	PLAYER	TD	EP-EPA	FG-FGA	TP
1940	Sam Hinsman - fb	5	1	-	31
1948	Jake Scott - rb	5	-	-	30
1949	Alex Williams - fb	13	-	-	78
1950	Bill Robertson - wr	12	-	-	72
1951	Ralph Messer - rb	4	-	-	24
	Red Hoggatt - qb	4	-	-	24
1952	Ralph Messer - rb	4	-	-	24
1953	Ollie Keller - qb	3	10	-	28
1954	Andy Nelson - rb	6	-	-	36
1955	Andy Nelson - rb	6	-	-	42
1956	Bubba Leonard - qb	2	20-22	-	32
1957	Bob Schmidt - rb	5	5-7	-	35
1958	Paul Parrish - qb	4	2	1-1	26
1959	Nick Buoni - qb	7	1-4	-	44
1960	Jack Carler - qb	3	29-36	2-3	53
1961	Jack Carter - qb	4	38-43	1-2	65
1962	Russ Vollmer - qb	8	23	-	72
1963	Dave Casinelli - fb	14	-	-	84
1964	Billy Fletcher - qb	2	16	7	49
1965	Billy Fletcher - qb	6	24	3	69
1966	Tom Wallace - rb	6	-	-	36
1967	Nick Pappas - wr	5	-	-	30
1968	Jay McCoy - rb	10	-	-	60
1969	Pete Weeks - pk	-	37	5	52
1970	Jay McCoy - rb	9	6-1	-	63
1971	Paul Gowen - rb	7	-	-	42
1972	Dan Darby - rb	7	-	-	42
1973	Hal McGeorge - pk	-	32-32	9	59
1974	Bobby Williams - pk	-	20-24	9	47
1975	Terdell Middleton - rb	8	1-1	-	50
1976	Lloyd Patterson - qb	7	-	-	42
1977	Rusty Bennett - pk	-	21-22	13-20	60
1978	Earnest Gray - wr	9	1-1	-	56
1979	Richard Locke - fb	5	-	-	30
1980	Rusty Bennett - pk	-	11-11	8-13	35
1981	Greg Hauss - pk	-	8-8	5-8	23
1982	Trell Hooper - qb	5	-	-	30
1983	Don Glosson - pk	-	29-29	14-20	71
1984	Don Glosson - pk	-	18-19	15-16	63
1985	Don Glosson - pk	-	18-19	5-13	33
1986	John Butler - pk	-	7-8	7-9	28
1987	John Butler - pk	-	25-26	11-15	58
1988	John Butler - pk	-	20-22	14-19	62
1989	John Butler - pk	-	18-18	16-20	66
1990	Larry Porter - rb	9	-	-	54
1991	Joe Allison - pk	-	25-25	6-13	43
1992	Joe Allison - pk	-	32-32	23-25	101
1993	Joe Allison - pk	-	30-30	12-18	66
1994	Luis Tejeda - pk	-	9-10	13-17	48
1995	Drew Pairamore - pk	-	10-10	4-11	22
1996	Ted Lane - pk	0	12-13	12-18	48
1997	Bernard Oden - qb	8	1-1	0-0	50
1998	Ryan White - pk	-	22-22	16-16	70
1999	Ryan White - pk	-	25-25	13-19	64
2000	Ryan White - pk	-	18-18	12-18	54
2001	Dante Brown - rb	12	-	-	72
2002	Stephen Gostkowski - pk	-	32-37	9-14	59
2003	Stephen Gostkowski - pk	-	44-44	19-28	101
2004	DeAngelo Williams - rb	23	-	-	138
2005	DeAngelo Williams - rb	19	-	-	114
2006	Matt Reagan - pk	-	25-26	12-17	61
2007	Matt Reagan - pk	-	35-38	15-22	80
2008	Matt Reagan - pk	-	31-32	8-11	55
2009	Curtis Steele - rb	16	-	-	96
2010	Paulo Henriques - pk	-	17-18	14-18	59
2011	Paulo Henriques - pk	-	21-25	8-15	45

YEAR-BY-YEAR SCORING LEADERS (CONTINUED)

YEAR	PLAYER	TD	EP-EPA	FG-FGA	TP
2012	Jai Steib - rb	6	-	-	36
	Brandon Hayes - rb	6	-	-	36
	Paulo Henriques - pk	-	24-26	4-9	36
2013	Jake Elliott - pk	-	24-24	16-18	72
2014	Jake Elliott - pk	-	57-57	21-32	120
2015	Jake Elliott - pk	-	63-63	23-28	132
2016	Jake Elliott - pk	-	58-58	21-26	121

CAREER SCORING LEADERS

RK	POS.	NAME	YEARS	TD	EPK/OTHER	FG	TP
1	pk	Jake Elliott	2013-16	—	202	81	445
2	pk	Stephen Gostkowski	2002-05	—	159	70	369
3	rb	DeAngelo Williams	2002-05	60	1	—	362
4	pk	Joe Allison	1990-93	—	109	51	262
5	pk	Matt Reagan	2006-09	—	122	46	260
6	pk	Ryan White	1998-2001	—	101	49	248
7	rb	Dave Casinelli	1960-63	36	—	—	218
8	pk	John Butler	1986-89	—	70	48	214
9	rb	Jay McCoy	1968-70	27	6	1	171
10	pk	Don Glosson	1983-85	—	66	34	168
11	pk	Rusty Bennett	1977-80	—	65	30	155
12	rb	Alex Williams	1949-50	24	—	—	144
13	qb	Billy Fletcher	1963-65	10	43	10	142
14	qb	Russ Vollmer	1961-63	17	38	—	142
15	pk	Paulo Henriques	2009-12	—	62	26	140
T16	wr	Carlos Singleton	2006-09	22	3	—	138
T16	rb	Curtis Steele	2008-09	23	—	—	138
T18	te	Alan Cross	2012-15	21	—	—	126
T18	rb	Larry Porter	1990-93	21	—	—	126
T20	wr	Duke Calhoun	2006-09	20	1	—	122
T20	qb/wr	Maurice Avery	2002-05	20	1	—	122
T22	wr	Tavares Gideon	2002,2004	10	1	—	116
T22	rb	Dante Brown	2001-02	19	1	—	116
T22	rb	Paul Gowen	1969-71	19	1	—	116
T22	rb	Terdell Middleton	1974-76	19	1	—	116
T26	qb	Lloyd Patterson	1975-78	19	—	—	114
T26	pk	Pete Weeks	1968-69	—	78	12	114
T28	wr	Earnest Williams	2005-08	18	1	—	110
T28	rb	Gerard Arnold	1997-99	18	1	—	110
30	qb	Paxton Lynch	2013-15	17	—	—	104



JAKE ELLIOTT
445 POINTS
2013-16



STEPHEN GOSTKOWSKI
369 POINTS
2002-05



DEANGELO WILLIAMS
362 POINTS
2002-05

RUSHING RECORDS

INDIVIDUAL SINGLE GAME

MOST RUSHING ATTEMPTS

RK	ATT	PLAYER VS OPPONENT	YEAR
1	42	Marcus Holliday vs Tulane	1994
T2	39	Curtis Steele vs UTEP	2009
T2	39	DeAngelo Williams vs East Carolina	2005
4	38	Sam Craft at Cincinnati	2014
T5	37	DeAngelo Williams vs Ole Miss	2004
T5	37	Larry Porter vs Ole Miss	1993
T5	37	James King vs Wichita State	1977
8	36	DeAngelo Williams vs Southern Miss	2005
T9	35	DeAngelo Williams vs UTEP	2005
T9	35	Frank Fletcher vs Cincinnati	1994
T11	33	DeAngelo Williams vs Houston	2005
T11	33	DeAngelo Williams vs Houston	2004
T11	33	Marcus Holliday vs Arkansas	1994
T11	33	Dave Casinelli vs South Carolina	1963

MOST YARDS RUSHING

RK	YDS	PLAYER VS OPPONENT	YEAR
1	263	DeAngelo Williams vs USF	2004
2	262	DeAngelo Williams vs Houston	2004
3	260	Paul Gowen vs Tulsa	1969
4	240	Curtis Steele vs UTEP	2009
5	238	DeAngelo Williams vs Akron	2005
6	236	DeAngelo Williams vs UTEP	2005
7	232	Curtis Steele vs Tulsa	2009
8	226	DeAngelo Williams vs East Carolina	2005
9	225	DeAngelo Williams vs East Carolina	2004
10	223	DeAngelo Williams vs Tulsa	2005
11	210	Dave Casinelli vs Houston	1963
12	206	Larry Porter vs Arkansas State	1990
13	205	DeAngelo Williams vs Chattanooga	2005
14	203	Curtis Steele vs Arkansas State	2008
15	200	DeAngelo Williams vs Louisville	2004
16	199	DeAngelo Williams vs USM	2004
17	198	DeAngelo Williams vs Houston	2005
18	195	DeAngelo Williams vs Tulane	2003
19	190	Teofilo Riley vs Arkansas State	1998
20	189	Richard Williams vs Georgia Tech	1980

HIGHEST AVERAGE PER CARRY (MIN. 12)

RK	AVG	PLAYER VS OPPONENT	YEAR
1	15.8	Richard Williams vs Georgia Tech	1980
2	15.3	Paul Gowen vs Tulsa	1969
3	12.2	Curtis Steele vs Tulsa	2009
4	11.0	DeAngelo Williams vs Army	2002
5	10.8	DeAngelo Williams vs Murray State	2002
6	10.4	Eddie Hill vs Cincinnati	1978
7	10.3	DeAngelo Williams vs Chattanooga	2005

LONGEST RUN FROM SCRIMMAGE

RK	YDS	PLAYER VS OPPONENT	YEAR
1	95	Keith White vs Arkansas State	1948
T2	92	Herb Covington vs Cincinnati	1966
T2	92	Sonny Parsons vs The Citadel	1961
T4	89	Keith Benton vs Louisville	1990
T4	89	Jack Scott vs Union	1948

MOST RUSHING TOUCHDOWNS

RK	TDS	PLAYER VS OPPONENT	YEAR
T1	4	Curtis Steele vs Tulsa	2009
T1	4	DeAngelo Williams vs Chattanooga	2004
T1	4	DeAngelo Williams vs Houston	2004
T1	4	DeAngelo Williams vs East Carolina	2004
T1	4	Dante Brown vs Houston	2001
T2	3	28 times (last; Lynch vs BYU, 2014)	

INDIVIDUAL SINGLE SEASON

MOST RUSHING ATTEMPTS

RK	ATT	PLAYER	YEAR
1	313	DeAngelo Williams	2004
2	310	DeAngelo Williams	2005
3	243	DeAngelo Williams	2003
4	224	Joseph Doss	2006
5	219	Dave Casinelli	1963
6	218	Curtis Steele	2008
7	208	Gerard Arnold	2013
8	201	Brandon Hayes	1998
9	198	Curtis Steele	2009
10	193	Marvin Cox	1989

MOST YARDS RUSHING

RK	YDS	PLAYER	YEAR
1	1,964	DeAngelo Williams	2005
2	1,948	DeAngelo Williams	2004
3	1,430	DeAngelo Williams	2003
4	1,239	Curtis Steele	2009
5	1,223	Curtis Steele	2008
6	1,059	Gerard Arnold	1998
7	1,016	Dave Casinelli	1962
8	919	Terrell Middleton	1976
9	910	Joseph Doss	2006
10	902	Dante Brown	2001

RUSHING AVERAGE

RK	AVG	PLAYER	YEAR
1	7.6	Paul Wilson	1971
2	7.3	Jack Carter	1960
3	7.2	Nick Pappas	1967
4	6.6	DeAngelo Williams	2002
5	6.5	Sonny Parsons	1961

MOST RUSHING TOUCHDOWNS

RK	TDS	PLAYER	YEAR
1	22	DeAngelo Williams	2004
2	18	DeAngelo Williams	2005
3	15	Curtis Steele	2009
4	14	Dave Casinelli	1963
T5	13	Paxton Lynch	2014
T5	13	DeAngelo Williams	2003
7	12	Alex Williams	1949
T8	11	Dante Brown	2001
T8	11	Dave Casinelli	1962
T8	11	Alex Williams	1950
T11	10	James Earl Wright	1961
T11	10	Jay McCoy	1968

MOST 100-YARD GAMES

RK	NO.	PLAYER	YEAR
T1	10	DeAngelo Williams	2005
T1	10	DeAngelo Williams	2004
T1	10	DeAngelo Williams	2003
T4	6	Curtis Steele	2009
T4	6	Curtis Steele	2008
T4	6	Gerard Arnold	1998
T7	4	DeAngelo Williams	2002
T7	4	Dave Casinelli	1963
T7	4	Dave Casinelli	1962
T7	4	Terrell Middleton	1976
T7	4	Marvin Cox	1989

MOST CONSECUTIVE 100-YARD GAMES

RK	NO.	PLAYER	YEAR
1	13	DeAngelo Williams	2003-04

MOST CONSECUTIVE 100-YARD GAMES

RK	NO.	PLAYER	YEAR
2	10	DeAngelo Williams	2005
T3	4	Curtis Steele	2009
T3	4	Gerard Arnold	1998

CAREER

MOST RUSHING ATTEMPTS

RK	ATT	PLAYER	YEARS
1	969	DeAngelo Williams	2002-05
2	549	Dave Casinelli	1960-63
3	537	Joseph Doss	2004-07
4	515	Brandon Hayes	2012-14
5	499	Gerard Arnold	1997-99
6	498	Larry Porter	1990-93
7	479	Wayne Pryor	1986-89
8	417	Jeff Womack	1983-86
9	416	Curtis Steele	2008-09

MOST YARDS RUSHING

RK	YDS	PLAYER	YEARS
1	6,026	DeAngelo Williams	2002-05
2	2,636	Dave Casinelli	1960-63
3	2,462	Curtis Steele	2008-09
4	2,385	Brandon Hayes	2012-14
5	2,378	Gerard Arnold	1997-99
6	2,339	Joseph Doss	2004-07
7	2,227	Paul Gowen	1969-71
8	2,194	Larry Porter	1990-93
9	1,970	Terrell Middleton	1973-76
10	1,881	Dorland Dorceus	2013-

RUSHING AVERAGE

RK	AVG	PLAYER	YEARS
1	6.2	DeAngelo Williams	2002-05
2	5.9	Curtis Steele	2008-09
3	5.4	Paul Gowen	1969-71
T4	4.8	Gerard Arnold	1997-99
T4	4.8	Dave Casinelli	1960-63
T4	4.8	Terrell Middleton	1973-76
T4	4.8	Dorrell Harris	1971-73

MOST RUSHING TOUCHDOWNS

RK	TDS	PLAYER	YEARS
1	55	DeAngelo Williams	2002-05
2	36	Dave Casinelli	1960-63
3	27	Jay McCoy	1968-70
4	23	Alex Williams	1949-50
5	22	Curtis Steele	2008-09
6	21	Dorland Dorceus	2013-
T7	20	Larry Porter	1990-93
T7	20	Russ Vollmer	1960-63
T9	19	Paul Gowen	1969-71
T9	19	Terrell Middleton	1973-76
T9	19	Lloyd Patterson	1975-78

MOST 100-YARD GAMES

RK	NO.	PLAYER	YEARS
1	34*	DeAngelo Williams	2002-05
2	12	Curtis Steele	2008-09
3	11	Gerard Arnold	1997-99
4	7	Dave Casinelli	1960-63
T5	6	Brandon Hayes	2012-14
T5	6	Larry Porter	1990-93
T5	6	Paul Gowen	1969-71
T8	5	Joseph Doss	2004-07

RUSHING RECORDS

MOST 100-YARD GAMES

RK	NO.	PLAYER	YEARS
T8	5	Marcus Holliday	1991-94
T8	5	Marvin Cox	1988-90
T8	5	Terdell Middleton	1973-76
T8	5	Dornell Harris	1971-73

* NCAA Record

TEAM SINGLE GAME

MOST RUSHING ATTEMPTS

RK	ATT	OPPONENT	YEAR
1	81	vs North Texas State	1971
2	77	vs Wichita State	1972
3	76	vs North Texas State	1979
T4	70	vs Georgia Tech	1981
T4	70	vs Virginia Tech	1970

FEWEST RUSHING ATTEMPTS

RK	ATT	OPPONENT	YEAR
T1	19	vs Arkansas	1998
T1	19	vs UCF	2006
3	20	vs Mississippi	1998

MOST YARDS RUSHING

RK	YDS	OPPONENT	YEAR
1	536	vs Arkansas State	1950
2	507	vs Tulsa	1969
3	485	vs Wichita State	1970
4	456	vs North Texas State	1971
5	436	vs Tulsa	1972
6	419	vs The Citadel	1962

FEWEST YARDS RUSHING

RK	YDS	OPPONENT	YEAR
T1	-14	vs SMU	2011
T1	-14	vs Houston	1998

MOST RUSHING TOUCHDOWNS

RK	TDS	OPPONENT	YEAR
T1	7	vs Austin Peay	2014
T1	7	vs North Texas State	1971
T1	7	vs The Citadel	1962
T4	6	vs Tulane	2008
T4	6	vs Wichita State	1972
T4	6	vs Tulsa	1972
T4	6	vs Cincinnati	1969

TEAM SINGLE SEASON

MOST RUSHING ATTEMPTS

RK	ATT	YEAR
1	612	1972
2	606	1971
3	597	2005
4	594	2014
5	580	1975
6	570	1970
7	563	2015
8	558	1979

FEWEST RUSHING ATTEMPTS

RK	ATT	YEAR
1	335	1964

MOST YARDS RUSHING

RK	YDS	YEAR
1	3,215	2005
2	2,752	1960
3	2,629	1970
4	2,660	1971
5	2,533	2008
6	2,483	1969
7	2,476	2014
8	2,438	2004
9	2,360	2003

FEWEST YARDS RUSHING

RK	YDS	YEAR
1	1,008	2011
2	1,045	1995
3	1,099	2010
4	1,130	1996
5	1,154	2000

MOST RUSHING TOUCHDOWNS

RK	YDS	YEAR
1	33	1961
2	31	2014
3	29	2015, 1969
5	28	2005
T6	27	1968, 1960
T8	26	2004, 1970, 1962

100-YARD RUSHING GAMES

DEANGELO WILLIAMS (34)

YDS	OPPONENT	YEAR
263	vs USF	2004
262	vs Houston	2004
238	vs Akron	2005
236	vs UTEP	2005
226	vs East Carolina	2005
225	vs East Carolina	2004
223	vs Tulsa	2005
205	vs Chattanooga	2005
200	vs Louisville	2004
199	vs Southern Miss	2004
198	vs Houston	2005
195	vs Tulane	2003
167	vs UAB	2005
166	vs Tulane	2002
158	vs Southern Miss	2003
154	vs Louisville	2003
144	vs Arkansas State	2004
137	vs East Carolina	2003
136	vs UCF	2005
136	vs Chattanooga	2004
136	vs Cincinnati	2003
135	vs Ole Miss	2003
132	vs Tulane	2004
129	vs Murray State	2002
127	vs Marshall	2005
123	vs Southern Miss	2005
120	vs Bowling Green State	2004
120	vs Houston	2003
119	vs Mississippi State	2003
118	vs Ole Miss	2004
110	vs Army	2002
108	vs Arkansas State	2003
107	vs UAB	2003
105	vs Southern Miss	2002

CURTIS STEELE (12)

YDS	OPPONENT	YEAR
240	vs UTEP	2009
232	vs Tulsa	2009
203	vs Arkansas State	2008
178	vs Southern Miss	2008
160	vs Houston	2009
144	vs Tennessee	2009
136	vs Southern Miss	2009
135	vs Tulane	2008
123	vs SMU	2008
109	vs Nicholls State	2008
107	vs UAB	2009
101	vs UAB	2008

GERARD ARNOLD (11)

YDS	OPPONENT	YEAR
165	vs Tulane	1998
160	vs East Carolina	1998
144	vs Louisville	1999
142	vs East Carolina	1997
142	vs Tulane	1999
138	vs Army	1999
123	vs Cincinnati	1998
119	vs Southern Miss	1998
119	vs Arkansas State	1997
119	vs Arkansas State	1998
102	vs Minnesota	1998

DAVE CASINELLI (7)

YDS	OPPONENT	YEAR
210	vs Houston	1963
154	vs Mississippi State	1962
140	vs Chattanooga	1963
139	vs Texas-Arlington	1962
136	vs South Carolina	1963
129	vs The Citadel	1962
105	vs Tennessee Tech	1962

PAUL "SKEETER" GOWEN (6)

YDS	OPPONENT	YEAR
260	vs Tulsa	1969
163	vs North Texas State	1970
141	vs Utah State	1971
135	vs Southern Miss	1970
130	vs Utah State	1970
115	vs Miami	1969

BRANDON HAYES (6)

YDS	OPPONENT	YEAR
199	vs Tulsa	2014
189	vs USF	2014
127	vs UAB	2012
115	vs Southern Miss	2012
114	vs Arkansas State	2013
105	vs UT Martin	2013

LARRY PORTER (6)

YDS	OPPONENT	YEAR
206	vs Arkansas State	1990
174	vs Cincinnati	1992
167	vs Arkansas State	1991
137	vs Ole Miss	1993
133	vs Tulsa	1992
113	vs Ole Miss	1992

MARVIN COX (5)

YDS	OPPONENT	YEAR
150	vs Cincinnati	1989

RUSHING RECORDS

MARVIN COX (5)

YDS	OPPONENT	YEAR
116	vs Florida	1989
105	vs Tulane	1989
103	vs Vanderbilt	1988
102	vs Arkansas State	1989

JOSEPH DOSS (5)

YDS	OPPONENT	YEAR
175	vs Rice	2007
168	vs UAB	2007
112	vs Ole Miss	2006
105	vs Southern Miss	2006
133	vs Houston	2006

DORNELL HARRIS (5)

YDS	OPPONENT	YEAR
131	vs Wichita State	1972
129	vs Tulsa	1972
119	vs Utah State	1972
110	vs Kansas State	1973
106	vs Virginia Tech	1973

MARCUS HOLLIDAY (5)

YDS	OPPONENT	YEAR
171	vs Arkansas	1994
151	vs Tulane	1994
138	vs Tennessee	1991
122	vs Arkansas State	1994
106	vs Louisville	1991

TERDELL MIDDLETON (5)

YDS	OPPONENT	YEAR
172	vs Tulane	1976
143	vs Tulsa	1975
112	vs Florida State	1974
102	vs Florida State	1976
102	vs Wichita State	1976

HERB COVINGTON (4)

YDS	OPPONENT	YEAR
145	vs McNeese State	1965
140	vs Cincinnati	1966
103	vs West Texas State	1965
102	vs Mississippi State	1965

EDDIE HILL (4)

YDS	OPPONENT	YEAR
188	vs Cincinnati	1978
114	vs Southern Miss	1978
107	vs Wichita State	1978
102	vs Mississippi State	1977

TEOFILO RILEY (4)

YDS	OPPONENT	YEAR
190	vs Arkansas State	1998
152	vs Louisville	1998
119	vs Southwestern Louisiana	1996
104	vs Arkansas State	1999

PUNKIN WILLIAMS (4)

YDS	OPPONENT	YEAR
148	vs Southern Miss	1984
142	vs Southwestern Louisiana	1984
137	vs Mississippi State	1984
121	vs Louisville	1983

DANTE BROWN (3)

YDS	OPPONENT	YEAR
158	vs Chattanooga	2001
148	vs Houston	2001
119	vs Louisville	2001

LEO CAGE (3)

YDS	OPPONENT	YEAR
156	vs Cincinnati	1979
124	vs Louisville	1979
118	vs Ole Miss	1979

DOROLAND DORCEUS (3)

YDS	OPPONENT	YEAR
117	vs Bowling Green	2016
138	at Tulsa	2015
116	at Houston	2015

BILLY FLETCHER (3)

YDS	OPPONENT	YEAR
128	vs West Texas State	1964
120	vs West Texas State	1965
116	vs Tulsa	1965

RAY JAMIESON (3)

YDS	OPPONENT	YEAR
137	vs Louisville	1968
122	vs North Texas State	1971
109	vs Southern Miss	1971

JAMES KING (3)

YDS	OPPONENT	YEAR
120	vs North Texas State	1977
119	vs Wichita State	1977
110	vs Southern Miss	1977

JAY MCCOY (3)

YDS	OPPONENT	YEAR
121	vs Florida State	1969
101	vs Southern Miss	1969
100	vs Louisville	1968

WAYNE PRYOR (3)

YDS	OPPONENT	YEAR
115	vs Tulsa	1987
112	vs Alabama	1987
102	vs Southern Miss	1986

JARVIS COOPER (2)

YDS	OPPONENT	YEAR
102	Missouri State	2015
101	vs Austin Peay	2014

FRANK FLETCHER (2)

YDS	OPPONENT	YEAR
185	vs Cincinnati	1994
101	vs Louisville	1994

REUBEN GIBSON (2)

YDS	OPPONENT	YEAR
112	vs Louisville	1976
107	vs Colorado State	1974

RICHARD LOCKE (2)

YDS	OPPONENT	YEAR
121	vs Ole Miss	1978
120	vs North Texas State	1979

JOHN MARTIN (2)

YDS	OPPONENT	YEAR
164	vs East Carolina	1992
113	vs Southwestern Louisiana	1993

GREG RAY (2)

YDS	OPPONENT	YEAR
176	vs Houston	2010
121	vs MTSU	2010

JEFF "SUGAR" SANDERS (2)

YDS	OPPONENT	YEAR
132	vs East Carolina	2000
122	vs Cincinnati	2000

GERALD WHITE (2)

YDS	OPPONENT	YEAR
101	vs Tulane	1987
100	vs Vanderbilt	1987

TONY WILEY (2)

YDS	OPPONENT	YEAR
131	vs Ole Miss	1980
106	vs Southern Miss	1981

RICHARD WILLIAMS (2)

YDS	OPPONENT	YEAR
184	vs Georgia Tech	1981
100	vs Louisville	1980

JEFF WOMACK (2)

YDS	OPPONENT	YEAR
140	vs Louisville	1983
110	vs Tennessee	1985

CHARLES ALLEN (1)

YDS	OPPONENT	YEAR
111	vs Tulane	1990

MAURICE AVERY (1)

YDS	OPPONENT	YEAR
105	vs Houston	2005

KEITH BENTON (1)

YDS	OPPONENT	YEAR
147	vs Louisville	1990

LEON BOSBY (1)

YDS	OPPONENT	YEAR
126	vs Southwestern Louisiana	1990

SAM CRAFT (1)

YDS	OPPONENT	YEAR
170	at Cincinnati	2014

XAVIER CRAWFORD (1)

YDS	OPPONENT	YEAR
134	vs Southern Miss	1991

DAN DABBY (1)

YDS	OPPONENT	YEAR
109	vs Cincinnati	1972

DANNY FELTS (1)

YDS	OPPONENT	YEAR
145	vs Wichita State	1979

RUSHING RECORDS

GAIL FLORA (1)

YDS	OPPONENT	YEAR
161	vs Bethel	1972

AL HARVEY (1)

YDS	OPPONENT	YEAR
136	vs Utah State	1972

JAMARIUS HENDERSON (1)

YDS	OPPONENT	YEAR
112	at Tulsa	2015

TIM JONES (1)

YDS	OPPONENT	YEAR
132	vs Tulane	1989

JOE LYNCH (1)

YDS	OPPONENT	YEAR
131	vs Wichita State	1970

RALPH MESSER (1)

YDS	OPPONENT	YEAR
116	vs Louisville	1952

RONALD "RUNT" MOON (1)

YDS	OPPONENT	YEAR
111	vs Mississippi State	1974

TERRY PADGETT (1)

YDS	OPPONENT	YEAR
129	vs South Carolina	1966

DERRON PARQUET (1)

YDS	OPPONENT	YEAR
164	vs USF	2003

LLOYD PATTERSON (1)

YDS	OPPONENT	YEAR
108	vs Florida State	1975

T.J. PITTS (1)

YDS	OPPONENT	YEAR
110	vs SMU	2007

JERRELL RHODES (1)

YDS	OPPONENT	YEAR
106	vs UT Martin	2012

BRANDON ROSS (1)

YDS	OPPONENT	YEAR
111	vs SMU	2008

SHELBY "RED" SCHNEIDER (1)

YDS	OPPONENT	YEAR
124	vs. Bethel	1927

RICKY THURLOW (1)

YDS	OPPONENT	YEAR
131	vs Louisville	1969

MARQUIUS WARFORD (1)

YDS	OPPONENT	YEAR
173	vs Arkansas State	2013

YEAR-BY-YEAR RUSHING LEADERS

YEAR	PLAYER	ATT	YDS	TDS
1953	Sonny Rodgers	—	448	4
1954	Jim Shelton	81	366	4
1955	Bobby Brooks	63	293	2
1956	Bobby Brooks	67	378	3
1957	Frank Massa	60	261	3
1959	James Earl Wright	66	310	0
1960	Lennie Kaplan	69	324	2
1961	Dave Casinelli	117	646	9
1962	Dave Casinelli	173	826	11
1963	Dave Casinelli	219	1,016	14
1964	Billy Fletcher	92	367	2
1965	Billy Fletcher	109	556	6
1966	Terry Padgett	142	539	3
1967	Ricky Thurlow	88	394	3
1968	Ray Jamieson	123	573	3
1969	Paul Skeeter Gowen	117	715	6
1970	Paul Skeeter Gowen	145	868	6
1971	Paul Skeeter Gowen	149	644	6
1972	Dornell Harris	132	698	5
1973	Dornell Harris	109	564	3
1974	Reuben Gibson	116	493	1
1975	Terdell Middleton	138	586	7
1976	Terdell Middleton	160	919	5
1977	James King	168	626	4
1978	Eddie Hill	126	739	2
1979	Leo Cage	128	599	3
1980	Richard Williams	80	438	4
1981	Tony Wiley	123	497	2
1982	Richard Williams	89	480	2
1983	Punkin Williams	123	546	4
1984	Punkin Williams	137	832	7
1985	Jeff Womack	89	306	4
1986	Wayne Pryor	129	501	1
1987	Wayne Pryor	145	647	5
1988	Wayne Pryor	111	412	0
1989	Marvin Cox	193	844	3
1990	Keith Benton	148	612	5
1991	Larry Porter	116	454	2
1992	Larry Porter	140	732	4
1993	Larry Porter	126	540	5
1994	Marcus Holliday	145	618	3
1995	Quitman Spaulding	100	383	1
1996	Teofilo Riley	145	572	3
1997	Gerard Arnold	145	613	4
1998	Gerard Arnold	208	1,059	6
1999	Gerard Arnold	146	706	7
2000	Sugar Sanders	167	646	4
2001	Dante Brown	184	902	11
2002	DeAngelo Williams	103	684	5
2003	DeAngelo Williams	243	1,430	10
2004	DeAngelo Williams	313	1,948	22
2005	DeAngelo Williams	310	1,964	18
2006	Joseph Doss	224	910	7
2007	Joseph Doss	174	806	5
2008	Curtis Steele	218	1223	7
2009	Curtis Steele	198	1239	15
2010	Greg Ray	157	676	3
2011	Billy Foster	132	479	6
2012	Brandon Hayes	118	576	6
2013	Brandon Hayes	201	860	5
2014	Brandon Hayes	196	949	5
2015	Doroland Dorceus	155	661	8
2016	Doroland Dorceus	132	839	9

LONG RUSHING PLAYS

RK	YDS	PLAYER VS OPPONENT	YEAR
1	95	Keith White vs Arkansas State	1948
T2	92	Herb Covington vs Cincinnati	1966
T2	92	Sonny Parsons vs The Citadel	1961
T4	89	Keith Benton vs Louisville	1990
T4	89	Jack Scott vs Union	1948
T6	92	Herb Covington vs Cincinnati	1966
T6	92	Sonny Parsons vs The Citadel	1961
T8	89	Keith Benton vs Louisville	1990
T8	89	Jack Scott vs Union Univ.	1948
10	88	Tony Wiley vs Ole Miss	1980
11	86	DeAngelo Williams vs Tulane	2002
T12	85	Keith Benton vs Louisville	1990
T12	85	Paul Gowen vs Tulsa	1969
T12	85	Andy Nelson vs Tennessee Tech	1954
T12	85	Andy Nelson vs Southern Miss	1953
16	82	James Earl Wright vs Texas Arlington	1960
T17	80	John Martin vs East Carolina	1992
T17	80	Richard Williams vs Louisville	1980
19	77	Jimmy Cole vs Southern Miss	1953
T20	76	DeAngelo Williams vs UCF	2005
T20	76	DeAngelo Williams vs UAB	2005
T20	76	Richard Williams vs Georgia Tech	1980
T23	75	DeAngelo Williams vs Southern Miss	2004
T23	75	Richard Williams vs Cincinnati	1982
T23	75	Keith White vs Murray State	1949

CAREER RUSHING LEADERS

RK	PLAYER	YEARS	CARRIES	YDS
1	DeAngelo Williams (RB)	2002-05	969	6,026
2	Dave Casinelli (FB)	1960-63	549	2,636
3	Curtis Steele (RB)	2008-09	416	2,462
4	Gerard Arnold (RB)	1997-99	499	2,378
5	Joseph Doss (RB)	2004-07	537	2,339
6	Paul Gowen (RB)	1969-71	411	2,227
7	Larry Porter (RB)	1990-93	498	2,194
8	Terdell Middleton (RB)	1973-76	408	1,970
9	Wayne Pryor (FB)	1986-89	479	1,924
10	Doroland Dorceus (RB)	2013-	363	1,881
11	Jeff Womack (RB)	1983-86	417	1,764
12	Teofilo Riley (RB)	1996-99	386	1,716
13	Dornell Harris (RB)	1971-73	302	1,641
14	Jay McCoy (RB)	1968-70	229	1,537
15	Reuben Gibson (FB)	1974-76	330	1,470
16	Dante Brown (RB)	2001-02	317	1,464
17	Brandon Hayes (RB)	2012-13	319	1,436
18	Richard Locke (FB)	1977-80	362	1,417
19	Punkin Williams (RB)	1983-84	260	1,378
20	Ray Jamieson (FB)	1968-71	285	1,321
21	Marcus Holliday (RB)	1991-94	302	1,275
22	Leon Bosby (FB)	1989-92	323	1,244
23	Herb Covington (FB)	1965-67	263	1,236
24	Tony Wiley (RB)	1980-82	277	1,215
25	Billy Fletcher (QB)	1963-65	241	1,147
26	Leo Cage (RB)	1977-79	244	1,137
27	Richard Williams (RB)	1979-82	206	1,092
28	Eddie Hill (RB)	1975-78	212	1,076
29	Marvin Cox (RB)	1988-89	215	1,074
30	James King (RB)	1976-78	248	1,020

PASSING RECORDS

INDIVIDUAL SINGLE GAME

MOST PASSING ATTEMPTS

RK	ATT	PLAYER VS OPPONENT	YEAR
T1	60	Martin Hankins vs East Carolina	2007
T1	60	Martin Hankins vs Ole Miss	2007
T1	60	Danny Wimprine vs Mississippi State	2003
4	59	Martin Hankins vs SMU	2007
5	55	Arkelon Hall vs Louisville	2008
T6	53	Paxton Lynch vs Ole Miss	2015
T6	53	Danny Wimprine vs USF	2002
T8	51	Arkelon Hall vs Marshall	2008
T8	51	Danny Wimprine vs USF	2003
T10	48	Will Hudgens vs East Carolina	2009
T10	48	Martin Hankins vs Southern Miss	2007
T10	48	Danny Wimprine vs Mississippi State	2002
T13	46	Riley Ferguson vs USF	2016
T13	46	Riley Ferguson at Ole Miss	2016
T13	46	Paxton Lynch vs BYU	2014
T13	46	Danny Wimprine vs Louisville	2004
T17	45	Riley Ferguson vs Houston	2016
T17	45	Andy Summerlin vs Southern Miss	2011
T17	45	Will Hudgens vs Marshall	2007
T17	45	Martin Hankins vs East Carolina	2006
T17	45	Steve Matthews vs Mississippi State	1993

MOST PASS COMPLETIONS

RK	CMP	PLAYER VS OPPONENT	YEAR
1	41	Martin Hankins vs Ole Miss	2007
2	39	Paxton Lynch vs Ole Miss	2015
3	35	Martin Hankins vs Southern Miss	2007
4	34	Martin Hankins vs East Carolina	2007
T5	33	Will Hudgens vs East Carolina	2009
T5	33	Arkelon Hall vs Louisville	2008
T7	32	Paxton Lynch at Tulsa	2015
T7	32	Danny Wimprine vs UAB	2003
T7	32	Danny Wimprine vs Mississippi State	2003
T7	32	Danny Wimprine vs USF	2002
T11	30	Riley Ferguson vs Houston	2016
T11	30	Riley Ferguson at Ole Miss	2016
T11	30	Will Hudgens vs Marshall	2007
T11	30	Martin Hankins vs SMU	2007
T15	29	Riley Ferguson vs. USF	2016
T15	29	Paxton Lynch at Bowling Green	2015
T15	29	Arkelon Hall vs Rice	2008
T15	29	Steve Matthews vs Mississippi State	1993
T15	28	Will Hudgens vs Southern Miss	2009
T15	28	Arkelon Hall vs Marshall	2008
T21	27	Paxton Lynch at UCLA	2014
T21	27	Martin Hankins vs UCF	2006
T21	27	Paxton Lynch vs Houston	2014

MOST YARDS PASSING

RK	Yds	PLAYER VS OPPONENT	YEAR
1	447	Paxton Lynch at Tulsa	2015
2	416	Martin Hankins vs East Carolina	2007
3	412	Paxton Lynch vs Cincinnati	2015
4	409	Riley Ferguson vs Houston	2016
5	398	Danny Wimprine vs Mississippi State	2003
6	396	Martin Hankins vs Southern Miss	2007
7	386	Paxton Lynch at Bowling Green	2015
8	384	Paxton Lynch vs Ole Miss	2015
9	373	Arkelon Hall vs Rice	2008
10	364	Arkelon Hall vs Marshall	2008
11	361	Danny Wimprine vs Louisville	2004
12	359	Riley Ferguson vs Bowling Green	2016
13	356	Danny Wimprine vs Arkansas State	2004
T14	355	Martin Hankins vs Tulane	2007

MOST YARDS PASSING

RK	Yds	PLAYER VS OPPONENT	YEAR
T14	355	Danny Wimprine vs Ole Miss	2003
T14	355	Rusty Trail vs Southern Miss	1988
17	354	Paxton Lynch at Kansas	2015
18	350	Arkelon Hall vs Louisville	2008
19	349	Riley Ferguson vs Tulsa	2016
20	347	Danny Wimprine vs UAB	2004
21	346	Will Hudgens vs Marshall	2007
T22	343	Riley Ferguson at Ole Miss	2016
T22	343	Paxton Lynch vs Tulane	2015
T22	343	Martin Hankins vs Ole Miss	2007
25	342	Danny Wimprine vs Houston	2002

HIGHEST AVERAGE GAIN/COMPLETION

RK	Yds	PLAYER VS OPPONENT (CMP-Yds)	YEAR
1	29.22	Danny Wimprine vs Chattanooga (9-263)	2004
2	28.25	Neil Suber vs East Carolina (8-226)	1999
3	28.10	Keith Benton vs UCF (7-197)	1990
4	24.85	Lloyd Patterson vs N. Texas (7-171)	1977
5	24.77	Bernard Oden vs Michigan St. (9-223)	1997
T6	24.67	Paxton Lynch vs SMU	2015
T6	24.67	Neil Suber vs Tennessee (9-222)	1999
8	23.88	Lloyd Patterson vs USM (9-215)	1977
9	23.83	Will Hudgens vs UCF (6-143)	2009
10	23.70	Danny Sparkman vs ASU (9-214)	1984
11	23.20	Keith Benton vs UT (5-116)	1991
12	22.60	Keith Benton vs Ole Miss (6-136)	1990

MOST TOUCHDOWN PASSES

RK	Tds	PLAYER VS OPPONENT	YEAR
1	7	Paxton Lynch vs SMU	2015
2	6	Riley Ferguson vs Bowling Green	2016
3	5	Danny Wimprine vs Murray State	2002
T4	4	Riley Ferguson vs Bowling Green	2016
T4	4	Riley Ferguson vs Houston	2016
T4	4	Riley Ferguson at SMU	2016
T4	4	Paxton Lynch at Tulsa	2015
T4	4	Paxton Lynch vs UConn	2014
T4	4	Paxton Lynch vs BYU	2014
T4	4	Tyler Bass vs UT Martin	2009
T4	4	Arkelon Hall vs UAB	2008
T4	4	Martin Hankins vs East Carolina	2007
T4	4	Martin Hankins vs Southern Miss	2007
T4	4	Martin Hankins vs SMU	2007
T4	4	Danny Wimprine vs Bowling Green	2004
T4	4	Danny Wimprine vs Louisville	2004
T4	4	Danny Wimprine vs East Carolina	2003
T4	4	Danny Wimprine vs Louisville	2002
T4	4	Danny Wimprine vs Army	2001
T4	4	Steve Matthews vs Tulane	1992
T4	4	James Earl Wright vs Tulsa	1961

MOST INTERCEPTIONS THROWN

RK	INTS	PLAYER VS OPPONENT	YEAR
T1	5	Martin Hankins vs East Carolina	2006
T1	5	Danny Wimprine vs Mississippi State	2002
T1	5	Darrell Martin vs Vanderbilt	1980
T1	5	Keith Benton vs Missouri	1990
T5	4	Several tied; last Hankins vs. Ole Miss	2007

PASSING RECORDS

INDIVIDUAL SINGLE SEASON

MOST PASS ATTEMPTS

RK	ATT	PLAYER	YEAR
T1	443	Riley Ferguson	2016
T1	443	Paxton Lynch	2015
3	440	Danny Wimprine	2003
4	435	Danny Wimprine	2002
5	428	Martin Hankins	2007
6	413	Paxton Lynch	2014
7	398	Danny Wimprine	2004
8	377	Martin Hankins	2006
9	349	Paxton Lynch	2013
10	335	Arkelon Hall	2008
11	316	Bernard Oden	1997
12	295	Taylor Reed	2011
13	290	Ryan Williams	2010
14	287	Qadry Anderson	1996
15	286	Steve Matthews	1992
16	274	Jacob Karam	2012
17	273	Steve Matthews	1993
18	272	Danny Sparkman	1985
19	256	Billy Fletcher	1965
20	236	Will Hudgens	2009

MOST PASS COMPLETIONS

RK	CMP	PLAYER	YEAR
1	296	Paxton Lynch	2015
2	280	Riley Ferguson	2016
3	261	Martin Hankins	2007
4	259	Paxton Lynch	2014
5	246	Danny Wimprine	2003
6	235	Danny Wimprine	2002
7	226	Martin Hankins	2006
8	225	Danny Wimprine	2004
9	203	Paxton Lynch	2013
10	191	Arkelon Hall	2008
11	176	Jacob Karam	2012
12	175	Steve Matthews	1992
13	170	Bernard Oden	1997
14	169	Taylor Reed	2011
15	166	Steve Matthews	1993
16	165	Ryan Williams	2010
17	143	Will Hudgens	2009
18	142	Danny Sparkman	1985
19	141	Qadry Anderson	1996
20	112	Trell Hooper	1982

MOST YARDS PASSING

RK	YDS	PLAYER	YEAR
1	3,776	Paxton Lynch	2015
2	3,698	Riley Ferguson	2016
3	3,220	Martin Hankins	2007
4	3,174	Danny Wimprine	2003
5	3,031	Paxton Lynch	2014
6	2,892	Danny Wimprine	2004
7	2,820	Danny Wimprine	2002
8	2,550	Martin Hankins	2006
9	2,275	Arkelon Hall	2008
10	2,249	Bernard Oden	1997
11	2,084	Steve Matthews	1992
12	2,075	Ryan Williams	2010
13	2,056	Paxton Lynch	2013
14	1,896	Steve Matthews	1993
15	1,895	Jacob Karam	2012
16	1,690	Taylor Reed	2011
17	1,606	Danny Sparkman	1985
18	1,563	Lloyd Patterson	1976
19	1,557	Qadry Anderson	1996

MOST YARDS PASSING

RK	YDS	PLAYER	YEAR
20	1,544	Will Hudgens	2009

HIGHEST PASS COMPLETION PCT (MIN. 75 ATTS)

RK	PCT	PLAYER (CMP OF ATT)	YEAR
1	66.8	Paxton Lynch (296 of 443)	2015
2	64.2	Jacob Karam (176 of 274)	2012
3	64.0	Andy Whitwell (48 of 75)	1987
4	63.2	Riley Ferguson (280 of 443)	2016
5	62.7	Paxton Lynch (259 of 413)	2014
6	60.6	Will Hudgens (143 of 236)	2009
7	61.2	Steve Matthews (175 of 286)	1992
8	61.0	Martin Hankins (261 of 428)	2007
9	60.8	Steve Matthews (166 of 273)	1993
10	59.9	Martin Hankins (226 of 377)	2006
11	58.2	Paxton Lynch (203 of 349)	2013
12	57.3	Taylor Reed (169 of 295)	2011
T13	57.0	Arkelon Hall (191 of 335)	2008
T13	57.0	Neil Suber (69 of 121)	2000
15	56.9	Ryan Williams (165 of 290)	2010
T16	56.8	Tim Jones (54 of 95)	1987
T16	56.8	Maurice Avery (67 of 118)	2005
18	56.5	Danny Wimprine (225 of 398)	2004
19	55.9	Danny Wimprine (246 of 440)	2003
20	55.7	Trell Hooper (112 of 201)	1982

AVERAGE GAIN PER COMPLETION

RK	AVG	PLAYER (COMP-YDS)	YEAR
1	19.9	James Earl Wright	1960
2	18.27	Nick Bouni (26-475)	1959
3	18.30	Lloyd Patterson (73-1,336)	1977
4	17.97	Lloyd Patterson (87-1,563)	1976
5	17.76	Kevin Betts (33-586)	1978

MOST TOUCHDOWN PASSES

RK	TDS	PLAYER	YEAR
1	32	Riley Ferguson	2016
2	28	Paxton Lynch	2015
3	25	Martin Hankins	2007
4	23	Danny Wimprine	2002
T5	22	Paxton Lynch	2014
T5	22	Danny Wimprine	2004
T5	22	Danny Wimprine	2003
T8	18	Martin Hankins	2006
T8	18	Steve Matthews	1992
T10	14	Jacob Karam	2012
T10	14	Danny Wimprine	2001
T10	14	Lloyd Patterson	1976
T13	13	Ryan Williams	2010
T13	13	Steve Matthews	1993
T13	13	Billy Fletcher	1965
T13	13	James Earl Wright	1960
T17	12	Arkelon Hall	2008
T17	12	Bernard Oden	1997

MOST INTERCEPTIONS THROWN

RK	INT	PLAYER	YEAR
1	20	Billy Fletcher	1965
2	18	Danny Wimprine	2002
3	16	Darrell Martin	1980
4	14	Danny Wimprine	2004
T5	13	Martin Hankins	2006
T5	13	Danny Wimprine	2003
T5	13	Steve Matthews	1993
T5	13	Lloyd Patterson	1978
T9	12	Martin Hankins	2007
T9	12	Steve Matthews	1992

CAREER

MOST PASS ATTEMPTS

RK	ATT	PLAYER	YEARS
1	1,469	Danny Wimprine	2001-04
2	1,205	Paxton Lynch	2013-15
3	805	Martin Hankins	2006-07
4	662	Danny Sparkman	1983-85
5	560	Lloyd Patterson	1975-78
6	559	Steve Matthews	1992-93
7	463	Neil Suber	1998-2001
8	443	Riley Ferguson	2016-
9	438	Billy Fletcher	1963-65

MOST PASS COMPLETIONS

RK	CMP	PLAYER	YEARS
1	808	Danny Wimprine	2001-04
2	758	Paxton Lynch	2013-15
3	487	Martin Hankins	2006-07
4	341	Steve Matthews	1992-93
5	328	Danny Sparkman	1983-85
6	280	Riley Ferguson	2016-
7	246	Lloyd Patterson	1975-78
8	240	Will Hudgens	2005-09
9	238	Neil Suber	1998-2001
10	235	Arkelon Hall	2008-09

MOST PASSING YARDS

RK	YDS	PLAYER	YEARS
1	10,215	Danny Wimprine	2001-04
2	8,863	Paxton Lynch	2013-15
3	5,770	Martin Hankins	2006-07
4	4,311	Danny Sparkman	1983-85
5	4,201	Lloyd Patterson	1975-78
6	3,980	Steve Matthews	1992-93
7	3,698	Riley Ferguson	2016-
8	2,686	Bernard Oden	1995-97
9	2,681	Will Hudgens	2005-09
10	2,668	Tim Jones	1986-89
11	2,646	Neil Suber	1998-2001
12	2,607	Arkelon Hall	2008-09

MOST TOUCHDOWN PASSES

RK	TDS	PLAYER	YEARS
1	81	Danny Wimprine	2001-04
2	59	Paxton Lynch	2013-15
3	43	Martin Hankins	2006-07
4	32	Riley Ferguson	2016-
5	31	Steve Matthews	1992-93
6	30	Lloyd Patterson	1975-78
7	27	Danny Sparkman	1983-85
8	26	James Earl Wright	1959-61
9	21	Billy Fletcher	1963-65
10	19	Tim Jones	1986-89

MOST INTERCEPTIONS

RK	INT	PLAYER	YEARS
1	49	Danny Wimprine	2001-04
2	34	Lloyd Patterson	1975-78
3	32	Danny Sparkman	1983-85
4	29	Tim Jones	1986-89
5	28	Billy Fletcher	1963-65
T6	25	Martin Hankins	2006-07
T6	25	Steve Matthews	1992-93
T6	25	Darrell Martin	1978-81

PASSING RECORDS

HIGHEST PASS COMPLETION PERCENTAGE

RK	PCT	PLAYER (CMP X ATT)	YEARS
1	63.7	Jacob Karam (179X281)	2012-13
2	63.2	Riley Ferguson (280X443)	2016-
3	62.9	Paxton Lynch (758X1205)	2013-15
4	61.0	Steve Matthews (341X559)	1992-93
5	60.5	Martin Hankins (487X805)	2006-07
6	56.4	Arkelon Hall (235X417)	2008-09
7	55.8	Will Hudgens (240X430)	2005-09
8	55.0	Danny Wimprine (808X1469)	2001-04
9	51.1	David Fowler (185X362)	1972-74
10	50.0	Tim Jones (210X420)	1986-89

HIGHEST AVERAGE PER COMPLETION

RK	AVG	PLAYER	YEARS
1	17.2	James Earl Wright	1959-61
2	17.1	Lloyd Patterson	1975-78
3	16.9	Danny Pierce	1968-69
4	15.1	Kevin Betts	1976-79
5	14.4	Russ Vollmer	1960-63

TEAM SINGLE GAME

MOST PASSING ATTEMPTS

RK	ATT	OPPONENT	YEAR
T1	61	vs Ole Miss	2007
T1	61	vs East Carolina	2007
T1	61	vs SMU	2007
T1	61	vs Mississippi State	2003
5	56	vs Louisville	2008
6	55	vs USF	2002
T7	54	vs Marshall	2008
T7	54	vs Tulane	2000
9	53	vs Ole Miss	2015
10	51	vs USF	2003
T11	49	vs East Carolina	2009
T11	49	vs Southern Miss	2007
13	48	vs Ole Miss	2002
T14	47	at Ole Miss	2016
T14	47	vs Marshall	2011
T14	47	vs Mississippi State	1993
T17	46	vs Houston	2016
T17	46	vs BYU	2014
T17	46	vs Marshall	2007
T17	46	vs Florida Atlantic	2007
T17	46	vs East Carolina	2006
T17	46	vs Louisville	2004
T17	46	vs Ole Miss	1969
T17	46	vs Murray State	1985

FEWEST PASSING ATTEMPTS

RK	ATT	OPPONENT	YEAR
1	3	vs Arkansas State	1982

MOST PASSING COMPLETIONS

RK	CMP	OPPONENT	YEAR
1	41	vs Ole Miss	2007
2	39	vs Ole Miss	2015
3	35	vs Southern Miss	2007
T4	34	vs Louisville	2008
T4	34	vs East Carolina	2007
T6	33	vs East Carolina	2009
T6	33	vs USF	2002
T8	32	at Houston	2015
T8	32	at Tulsa	2015
T8	32	vs SMU	2007
T8	32	vs Mississippi State	2003
T8	32	vs UAB	2003

MOST PASSING COMPLETIONS

RK	CMP	OPPONENT	YEAR
T13	31	at Ole Miss	2016
T14	30	vs Houston	2016
T14	30	vs Marshall	2007
T14	30	vs Mississippi State	1993
T17	29	vs USF	2016
T17	29	at Bowling Green	2015
T17	29	vs Rice	2008
T17	29	vs Marshall	2008
T21	28	vs Southern Miss	2009
T21	28	vs UCF	2006
T23	27	vs Tulane	2015
T23	27	at UCLA	2014
T23	27	vs Tulane	2007
T26	26	vs Southeast Missouri	2016
T26	26	vs Navy	2015
T26	26	vs Houston	2014
T26	26	vs SMU	2013
T26	26	vs Mississippi State	2011
T26	26	vs Middle Tennessee	2012
T26	26	vs UAB	2009
T26	26	vs Florida Atlantic	2007
T26	26	vs Marshall	2006
T26	26	vs Bowling Green State	2004
T26	26	vs UAB	2004

FEWEST PASS COMPLETIONS

RK	CMP	OPPONENT	YEAR
1	1	five times (last vs Marshall)	2005

MOST PASSING YARDS

RK	YDS	OPPONENT	YEAR
1	447	at Tulsa	2015
2	416	vs East Carolina	2007
3	412	vs Cincinnati	2015
4	409	vs Houston	2016
5	398	vs Mississippi State	2003
6	396	vs Southern Miss	2007
7	395	vs Bowling Green	2016
8	390	vs Tennessee Tech	2003
9	389	vs Ole Miss	2003
10	386	at Bowling Green	2015
11	384	vs Ole Miss	2015
T12	379	vs Tulane	2007
T12	379	vs Mississippi State	1993
14	373	vs Rice	2008
15	370	at Kansas	2015
16	368	vs Marshall	2008
17	361	vs Louisville	2004
18	358	vs Tulane	2015
19	356	vs Arkansas State	2004
T20	355	at Ole Miss	2016
T20	355	vs Southern Miss	1988
22	352	at SMU	2014
23	351	vs Louisville	2008
24	349	vs Tulsa	2016
25	347	vs UAB	2004

FEWEST PASSING YARDS

RK	YDS	OPPONENT	YEAR
1	-3	vs Marshall	2005
2	6	vs Southern Miss	1966

MOST PASSES HAD INTERCEPTED

RK	INT	OPPONENT	YEAR
T1	5	vs East Carolina	2006
T1	5	vs Mississippi State	2002

MOST PASSES HAD INTERCEPTED

RK	INT	OPPONENT	YEAR
T1	5	vs Miami	1993
T1	5	vs Missouri	1991
T1	5	vs Southwestern Louisiana	1987
T1	5	vs Vanderbilt	1980
T1	5	vs Vanderbilt	1979
T1	5	vs Houston	1968
T1	5	vs New Mexico	1986

TEAM SINGLE SEASON

MOST PASSING ATTEMPTS

RK	ATT	YEAR
1	551	2007
2	477	2016
3	470	2003
4	465	2015
5	452	2002
6	437	2008
7	421	2004
8	413	2014
9	408	2011
10	405	2009
11	394	2006
12	361	2013
13	352	1993
14	339	2000
15	336	1997

FEWEST PASS ATTEMPTS

RK	ATT	YEAR
1	78	1957

MOST PASS COMPLETIONS

RK	CMP	YEAR
1	323	2007
2	311	2015
3	303	2016
4	260	2003
5	259	2014
6	247	2008
7	242	2009
8	241	2002
9	235	2004
10	234	2006
11	224	2011
12	206	2013
13	203	1993
14	187	2010
T15	182	2012
T15	182	1992

FEWEST PASS COMPLETIONS

RK	CMP	YEAR
1	38	1957

MOST YARDS PASSING

RK	YDS	YEAR
1	3,997	2015
2	3,975	2007
3	3,957	2016
4	3,419	2003
5	3,086	2004
6	3,031	2014
7	2,891	2008
8	2,868	2002
9	2,695	2006

PASSING RECORDS

MOST YARDS PASSING

RK	YDS	YEAR
10	2,578	2009
11	2,369	1997
12	2,321	2010
13	2,283	2011
14	2,191	1992
15	2,087	2001

FEWEST PASSING YARDS

RK	YDS	YEAR
1	477	1957

MOST PASSES HAD INTERCEPTED

RK	INT	YEAR
T1	20	1980, 1965
T3	20	2002, 1995, 1979

FEWEST PASSES HAD INTERCEPTED

RK	INT	YEAR
1	6	2001

MOST TOUCHDOWN PASSES

RK	TDS	YEAR
1	34	2016
2	33	2007
3	30	2015
4	25	2004
5	24	2002
T6	23	2014, 2003
8	21	2006
9	20	2008
10	19	1992
11	18	1993
12	16	2012
T13	14	2010, 1978, 1976, 1969, 1965, 1961, 1960

FEWEST TOUCHDOWN PASSES

RK	TDS	YEAR
1	1	1963

400-YARD PASSING GAMES

PAXTON LYNCH (2)

YDS	OPPONENT	YEAR
447	at Tulsa	2015
412	vs Cincinnati	2015

RILEY FERGUSON (1)

YDS	OPPONENT	YEAR
409	vs Houston	2016

MARTIN HANKINS (1)

YDS	OPPONENT	YEAR
416	vs East Carolina	2007

300-YARD PASSING GAMES

PAXTON LYNCH (10)

YDS	OPPONENT	YEAR
386	at Bowling Green	2015
384	vs Ole Miss	2015
354	at Kansas	2015
343	vs Tulane	2015
311	at Cincinnati	2014
307	at SMU	2014

PAXTON LYNCH (10)

YDS	OPPONENT	YEAR
306	vs BYU	2014
305	vs Navy	2015
305	at USF	2015
305	at UCLA	2014

DANNY WIMPRINE (8)

YDS	OPPONENT	YEAR
398	vs Mississippi State	2003
361	vs Louisville	2004
356	vs Arkansas State	2004
355	vs Ole Miss	2003
347	vs UAB	2004
342	vs Houston	2002
324	vs Bowling Green State	2004
314	vs South Florida	2002

MARTIN HANKINS (7)

YDS	OPPONENT	YEAR
396	vs Southern Miss	2007
355	vs Tulane	2007
343	vs Ole Miss	2007
336	vs SMU	2007
322	vs Marshall	2006
306	vs Rice	2007
303	vs UAB	2006

RILEY FERGUSON (6)

YDS	OPPONENT	YEAR
372	vs Western Kentucky	2016
359	vs Bowling Green	2016
349	vs Tulsa	2016
343	vs Ole Miss	2016
333	vs Navy	2016
331	vs USF	2016

ARKELON HALL (3)

YDS	OPPONENT	YEAR
396	vs Southern Miss	2007
355	vs Tulane	2007
343	vs Ole Miss	2007

WILL HUBBENS (3)

YDS	OPPONENT	YEAR
346	vs Marshall	2007
333	vs UAB	2009
313	vs East Carolina	2009

STEVE MATTHEWS (2)

YDS	OPPONENT	YEAR
340	vs Mississippi State	1993
335	vs East Carolina	1992

JACOB KARAM (1)

YDS	OPPONENT	YEAR
325	vs Middle Tennessee	2012

BERNARD ODEN (1)

YDS	OPPONENT	YEAR
300	vs Minnesota	1997

TAYLOR REED (1)

YDS	OPPONENT	YEAR
332	vs Austin Peay State	2011

RUSTY TRAIL (1)

YDS	OPPONENT	YEAR
355	vs Southern Miss	1988

200-YARD PASSING GAMES

DANNY WIMPRINE (22)

YDS	OPPONENT	YEAR
295	vs Cincinnati	2001
288	vs Mississippi State	2002
271	vs USF	2003
271	vs Ole Miss	2002
268	vs East Carolina	2003
266	vs Ole Miss	2004
266	vs Tennessee Tech	2003
263	vs Chattanooga	2004
261	vs Louisville	2002
259	vs UAB	2002
257	vs UAB	2003
254	vs North Texas	2003
247	vs Southern Miss	2004
245	vs Murray State	2002
238	vs Arkansas State	2003
228	vs Houston	2003
216	vs TCU	2002
216	vs Army	2002
216	vs Houston	2001
203	vs Army	2001
201	vs Louisville	2003
200	vs East Carolina	2004

PAXTON LYNCH (10)

YDS	OPPONENT	YEAR
279	vs UCF	2013
278	at Houston	2015
243	vs Houston	2014
242	vs Austin Peay	2014
232	vs USF	2014
230	at Temple	2014
222	vs SMU	2015
222	at Houston	2013
219	vs Middle Tennessee	2014

MARTIN HANKINS (8)

YDS	OPPONENT	YEAR
298	vs UAB	2007
294	vs Chattanooga	2006
289	vs Jacksonville State	2007
281	vs Florida Atlantic	2007
272	vs UCF	2006
265	vs East Carolina	2006
218	vs UTEP	2006
211	vs Ole Miss	2006

BERNARD ODEN (6)

YDS	OPPONENT	YEAR
292	vs Cincinnati	1997
238	vs Tulane	1997
223	vs Michigan State	1997
218	vs Arkansas State	1997
205	vs Houston	1997
205	vs UAB	1997

STEVE MATTHEWS (6)

YDS	OPPONENT	YEAR
287	vs East Carolina	1993
263	vs Louisville	1993
239	vs Tulsa	1993
238	vs Tulane	1992
235	vs Southwestern Louisiana	1993
226	vs Tennessee	1992

PASSING RECORDS

RYAN WILLIAMS (6)

YDS	OPPONENT	YEAR
293	vs East Carolina	2010
272	vs UCF	2010
237	vs Southern Miss	2010
228	vs UAB	2010
221	vs Tennessee	2010
201	vs Marshall	2010

RILEY FERGUSON (3)

YDS	OPPONENT	YEAR
295	vs Southeast Missouri	2016
287	vs SMU	2016
236	vs Tulane	2016

LLOYD PATTERSON (3)

YDS	OPPONENT	YEAR
215	vs Southern Miss	1976
203	vs Tulsa	1976
203	vs Virginia Tech	1976

DANNY PIERCE (3)

YDS	OPPONENT	YEAR
240	vs Wichita State	1968
232	vs Ole Miss	1969
203	vs Louisville	1968

DANNY SPARKMAN (3)

YDS	OPPONENT	YEAR
288	vs Cincinnati	1984
261	vs Murray State	1985
214	vs Arkansas State	1984

NEIL SUBER (3)

YDS	OPPONENT	YEAR
279	vs Tulane	1998
226	vs East Carolina	1998
222	vs Tennessee	1999

QADRY ANDERSON (2)

YDS	OPPONENT	YEAR
291	vs Tulane	1996
239	vs Houston	1996

TYLER BASS (2)

YDS	OPPONENT	YEAR
293	vs UT Martin	2009
232	vs Marshall	2009

BILLY FLETCHER (2)

YDS	OPPONENT	YEAR
257	vs Mississippi State	1965
215	vs Wake Forest	1965

WILL HUDDENS (2)

YDS	OPPONENT	YEAR
262	vs Southern Miss	2009
216	vs UTEP	2009

TIM JONES (2)

YDS	OPPONENT	YEAR
208	vs Mississippi State	1988
205	vs Florida State	1989

TAYLOR REED (2)

YDS	OPPONENT	YEAR
230	vs Middle Tennessee	2011
213	vs Tulane	2011

TRAVIS ANGLIN (1)

YDS	OPPONENT	YEAR
221	vs Tulane	1999

KEITH BENTON (1)

YDS	OPPONENT	YEAR
207	vs Mississippi State	1990

KEVIN BETTS (1)

YDS	OPPONENT	YEAR
218	vs Ole Miss	1979

JOE BORICH (1)

YDS	OPPONENT	YEAR
228	vs Tulane	1995

DAN BRANNER (1)

YDS	OPPONENT	YEAR
225	vs Southwestern Louisiana	1986

JOE BRUNER (1)

YDS	OPPONENT	YEAR
250	vs Kansas State	1973

KENTON EVANS (1)

YDS	OPPONENT	YEAR
214	vs Ole Miss	1998

ARKELON HALL (1)

YDS	OPPONENT	YEAR
209	vs UAB	2008

JACOB KARAM (1)

YDS	OPPONENT	YEAR
270	vs Tulane	2012

TONY SCARPINO (1)

YDS	OPPONENT	YEAR
225	vs Southern Miss	1993

SCOTT SCHERER (1)

YDS	OPPONENT	YEAR
203	vs Cincinnati	2000



CAREER PASSING LEADERS


RK	PLAYER	YEARS	CMP-ATT	TDS	YDS
1	Danny Wimprine	2001-04	808-1469	81	10,215
2	Martin Hankins	2006-07	487-805	43	5,770
3	Paxton Lynch	2012-15	462-762	31	5,087
4	Danny Sparkman	1983-85	328-662	27	4,311
5	Lloyd Patterson	1975-78	246-560	30	4,201
6	Steve Matthews	1992-93	341-559	31	3,980
7	Riley Ferguson	2016-	280-443	32	3,698
8	Bernard Oden	1995-97	209-400	14	2,686
9	Will Hudgens	2005-09	240-430	18	2,681
10	Tim Jones	1986-89	210-420	19	2,668
11	Neil Suber	1998-2001	238-463	14	2,646
12	Arkelon Hall	2008-09	235-417	12	2,607
13	Keith Benton	1990-91	166-375	15	2,468
14	Billy Fletcher	1963-65	168-438	21	2,311
15	David Fowler	1972-74	185-362	12	2,283
16	Ryan Williams	2010	165-290	13	2,075
17	Qadry Anderson	1995-96	178-374	7	2,047
18	Danny Pierce	1968-69	117-276	12	1,974
19	Jacob Karam	2012-13	179-281	14	1,917
20	Taylor Reed	2011	169-295	10	1,690
21	Kevin Betts	1978-79	97-237	13	1,511
22	Travis Anglin	1999-02	137-250	10	1,459
23	Russ Volmer	1960-63	107-240	7	1,454
24	Al Harvey	1970-72	122-248	9	1,405
25	Rusty Trail	1987-89	98-207	7	1,370
26	Joe Borich	1994-95	124-284	6	1,369
27	Trell Hooper	1981-85	112-201	5	1,194
28	Darrell Martin	1979-82	100-261	5	1,157

YEAR-BY-YEAR PASSING LEADERS

YEAR	PLAYER	ATT	COMP	YARDS	TD	INT
1956	James Armstrong	49	18	338	3	10
1957	Jim Leonard	27	11	149	0	3
1959	Fred Hearn	30	13	184	1	1
1960	Nick Bouni	62	26	475	2	6
1961	James Earl Wright	67	35	604	11	-
1962	Russell Vollmer	87	39	555	6	-
1963	Russell Vollmer	58	29	466	0	3
1964	Billy Fletcher	160	69	921	7	7
1965	Billy Fletcher	256	92	1,239	13	20
1966	Terry Padgett	73	26	348	2	7
1967	Terry Padgett	70	31	436	3	1
1968	Danny Pierce	137	56	925	3	7
1969	Danny Pierce	139	61	1,049	9	9
1970	Rick Strawbridge	80	39	557	1	7
1971	John Robinson	80	31	496	5	5
1972	Al Harvey	179	90	961	5	7
1973	Joe Bruner	118	61	785	4	6
1974	David Fowler	193	103	1,266	9	9
1975	Lloyd Patterson	72	30	371	0	7
1976	Lloyd Patterson	178	87	1,563	14	6
1977	Lloyd Patterson	169	73	1,336	9	8
1978	Lloyd Patterson	141	56	931	7	13
1979	Kevin Betts	154	64	884	6	10
1980	Darrell Martin	185	73	888	5	16
1981	Tom Smith	96	43	466	2	8
1982	Trell Hooper	201	112	1,194	5	10
1983	Danny Sparkman	216	105	1,390	11	11
1984	Danny Sparkman	174	81	1,315	7	10
1985	Danny Sparkman	272	142	1,606	9	11
1986	Tom Branner	84	41	412	2	2
1987	Tim Jones	95	54	709	5	7
1988	Rusty Trail	152	79	1,231	5	5
1989	Tim Jones	144	73	1,017	7	10
1990	Keith Benton	176	76	1,265	7	11
1991	Keith Benton	199	90	1,203	8	13
1992	Steve Matthews	286	175	2,084	18	12
1993	Steve Matthews	273	166	1,896	13	13
1994	Tony Scarpino	148	70	738	1	7
1995	Joe Borich	161	81	896	3	8
1996	Qadry Anderson	287	141	1,557	6	11
1997	Bernard Oden	316	170	2,249	12	9
1998	Neil Suber	124	61	930	5	4
1999	Travis Anglin	125	68	856	5	10
2000	Scott Scherer	154	85	857	4	6
2001	Danny Wimprine	196	102	1,329	14	4
2002	Danny Wimprine	435	235	2,820	23	18
2003	Danny Wimprine	440	246	3,174	22	13
2004	Danny Wimprine	398	225	2,892	22	14
2005	Maurice Avery	118	67	894	5	4
2006	Martin Hankins	377	226	2,550	18	13
2007	Martin Hankins	428	261	3,220	25	12
2008	Arkelon Hall	335	191	2,275	12	7
2009	Will Hudgens	143	236	1,544	7	6
2010	Ryan Williams	165	290	2,075	13	10
2011	Taylor Reed	295	169	1,690	10	4
2012	Jacob Karam	274	176	1,895	14	3
2013	Paxton Lynch	349	203	2,056	9	10
2014	Paxton Lynch	259	413	3,031	22	9
2015	Paxton Lynch	443	296	3,776	28	4
2016	Riley Ferguson	443	280	3,698	32	10

LONG PASS COMPLETIONS

RK	YDS	PLAYERS/OPPONENT	TD	YEAR	RK	YDS	PLAYERS/OPPONENT	TD	YEAR
1	94	Lloyd Patterson to Earnest Gray vs Houston	TD	1978	T64	60	Tony Scarpino to Ryan Roskelley vs Tulsa		1994
2	93	Taylor Reed to Billy Foster vs Austin Peay	TD	2011	T64	60	Lloyd Patterson to Ricky Rivas vs SMU	TD	1976
T3	92	D. Wimprine to Tavarious Davis vs Ole Miss	TD	2003	72	59	Riley Ferguson to Anthony Miller vs Tulsa	TD	2016
T3	92	S. Galbraith to Damien Dodson vs Houston	TD	1998	T73	58	Paxton Lynch to Tevin Jones at Tulsa	TD	2015
5	85	Tyler Bass to Duke Calhoun vs UT Martin	TD	2009	T73	58	M. Hankins to Maurice Jones vs Jacksonville State	TD	2007
T6	84	Riley Ferguson to Anthony Miller vs. Kansas	TD	2016	T73	58	Danny Wimprine to Joseph Doss vs Louisville		2004
T6	84	Rusty Trail to Chris Martin vs Southern Miss	TD	1988	T73	58	Billy Fletcher to Rich Coady vs Utah State		1965
T6	84	D. Sparkman to Edwin Lovelady vs Arkansas State	TD	1984	T77	57	Riley Ferguson to Anthony Miller vs USF	TD	2016
9	83	D. Sparkman to Derrick Crawford vs Arkansas State	TD	1983	T77	57	Bernard Oden to Boo Blevins vs Tulane	TD	1997
T10	82	Paxton Lynch to Anthony Miller vs Cincinnati	TD	2015	T77	57	Elgin Perkins to Charles Wilson vs Tulane		1987
T10	82	Martin Hankins to Ryan Scott vs UAB	TD	2006	T77	57	Steve Matthews to Larry Porter vs Louisville	TD	1992
T10	82	Neil Suber to Damien Dodson vs East Carolina	TD	1998	T77	57	D. Sparkman to Smokey Jordan vs Southern Miss		1983
T10	82	Neil Suber to Ken Coutain vs Tennessee	TD	1999	T77	57	Lloyd Patterson to Earnest Gray vs Mississippi State	TD	1977
T10	82	Qadry Anderson to Teofilo Riley vs Houston	TD	1996	T83	56	Martin Hankins to Maurice Jones vs Arkansas State		2007
T10	82	James Earl Wright to H. Sterling vs Southern Miss	TD	1960	T83	56	Martin Hankins to Duke Calhoun vs UTEP		2006
16	81	Ryan Williams to Marcus Rucker vs Southern Miss	TD	2010	T83	56	Qadry Anderson to Richie Floyd vs Tulane	TD	1996
T17	80	Tyler Bass to Duke Calhoun vs Marshall	TD	2009	T86	55	Paxton Lynch to Doroland Dorceus at USF	TD	2015
T17	80	Dave Thomas to Steven Black vs Arkansas State	TD	2007	T86	55	D. Wimprine to Maurice Avery vs Ole Miss		2004
T17	80	Danny Wimprine to D. Williams vs Tennessee Tech	TD	2003	T86	55	D. Wimprine to Maurice Avery vs Houston		2003
20	79	Danny Sparkman to Jerry Harris vs Florida State	TD	1984	T86	55	Lloyd Patterson to Earnest Gray vs Southern Miss	TD	1977
21	76	Keith Benton to Russell Copeland vs UCF	TD	1990	T90	54	Paxton Lynch pass to Phil Mayhue at SMU	TD	2014
T22	75	Danny Sparkman to Enis Jackson vs Mississippi State	TD	1984	T90	54	Arkelon Hall pass to Duke Calhoun vs UCF	TD	2008
T22	75	Danny Sparkman to Billy Moody vs Virginia Tech	TD	1985	T90	54	D. Wimprine to Mario Pratcher vs Chattanooga		2004
T24	73	D. Wimprine to Antoine Harden vs Houston	TD	2001	T90	54	Keith Benton to Russell Copeland vs Tulsa		1990
T24	73	D. Sparkman to Smokey Jordan vs Virginia Tech	TD	1983	T90	54	Danny Pierce to Preston Riley vs Miami (FL)	TD	1969
T26	72	D. Wimprine to Antoine Harden vs Southern Miss	TD	2002					
T26	72	Tim Jones to Ray Craft vs Mississippi State		1988					
T26	72	Danny Sparkman to Jerry Harris vs Cincinnati	TD	1984					
T29	71	Danny Sparkman to Enis Jackson vs Tulane		1983					
T29	71	Nick Bouni to Don Coffey vs Abilene Christian		1959					
T31	70	Martin Hankins to Duke Calhoun vs UAB		2007					
T31	70	Martin Hankins to Duke Calhoun vs UAB		2007					
T31	70	Bernard Oden to Damien Dodson vs Michigan State	TD	1997					
T34	69	Danny Wimprine to Darren White vs Cincinnati	TD	2001					
T34	69	Keith Benton to John Bush vs Mississippi State	TD	1991					
T34	69	Carlton Henley to Jim "Red" Hoggett vs Southern Miss	TD	1952					
T37	68	D. Wimprine to D. Williams vs Chattanooga	TD	2004					
T37	68	Danny Wimprine to Ryan Scott vs Southern Miss	TD	2004					
T37	68	Bernard Oden to Boo Blevins vs Mississippi State	TD	1995					
T40	67	Riley Ferguson to Phil Mayhue vs Houston	TD	2016					
T40	67	D. Wimprine to Antoine Harden vs Army	TD	2001					
T42	67	D. Sparkman to Punkin Williams vs Arkansas State	TD	1984					
T42	67	Bernard Oden to Richie Floyd vs Michigan State		1997					
T42	67	Billy Fletcher to Bob Sherlag vs Wake Forest	TD	1965					
T45	66	Maurice Avery to Ryan Scott vs Houston	TD	2005					
T45	66	Steve Matthews to Isaac Bruce vs Tulsa	TD	1992					
T45	66	Andy Whitwell to Charles Wilson vs Southern Miss	TD	1987					
T48	65	Martin Hankins to Duke Calhoun vs Southern Miss	TD	2007					
T48	65	Darron White to Chris Kelley vs Cincinnati	TD	2003					
T48	65	Bernard Oden to Richie Floyd vs Cincinnati		1997					
T48	65	Bernard Oden to Chris Powers vs Mississippi State	TD	1997					
T52	64	Ryan Williams to Billy Foster vs UCF		2010					
T52	64	Lloyd Patterson to Earnest Gray vs Southern Miss	TD	1977					
T52	64	Bubba Leonard to Eddie Gebara vs East Tennessee State	TD	1956					
T55	63	Jacob Karam to Marcus Rucker vs Middle Tennessee		2012					
T55	63	Danny Wimprine to Darren Garcia vs North Texas		2003					
T57	62	Will Hudgens to Duke Calhoun vs UAB		2009					
T57	62	Will Hudgens to Maurice Avery vs Chattanooga	TD	2005					
T59	61	Paxton Lynch to Doroland Dorceus at Houston	TD	2015					
T59	61	Tom Horsey to Bobby McCain vs Marshall		2012					
T59	61	Tyler Bass to Duke Calhoun vs UCF	TD	2009					
T59	61	Keith Benton to John Bush vs Tennessee	TD	1991					
T59	61	Terry Padgett to Dale Brady vs Louisiana-Lafayette	TD	1967					
T64	60	Riley Ferguson to Anthony Miller vs Bowling Green	TD	2016					
T64	60	Paxton Lynch to Daniel Montiel vs Navy		2015					
T64	60	Paxton Lynch to Sam Craft at Bowling Green	TD	2015					
T64	60	Martin Hankins to Duke Calhoun vs Chattanooga		2006					
T64	60	Danny Wimprine to Chris Kelley vs Bowling Green	TD	2004					
T64	60	Danny Sparkman to Jerry Harris vs Army	TD	1985					



RECEIVING RECORDS

INDIVIDUAL SINGLE GAME

MOST PASS RECEPTIONS

RK	REC	PLAYER VS OPPONENT	YEAR
1	15	Anthony Miller vs Houston	2016
2	13	Maurice Avery vs UAB	2003
T3	12	Anthony Miller vs Tulsa	2016
T3	12	Steven Black vs SMU	2007
T5	11	Anthony Miller vs Western Kentucky	2016
T5	11	Tannar Rehner vs Rice	2011
T5	11	Duke Calhoun vs Southern Miss	2009
T5	11	Carlos Singleton vs Marshall	2008
T9	10	Anthony Miller vs USF	2016
T9	10	Anthony Miller at Ole Miss	2016
T9	10	Anthony Miller vs Ole Miss	2015
T9	10	Keiwone Malone vs MTSU	2012
T9	10	Marcus Rucker vs Middle Tennessee	2012
T9	10	Tannar Rehner vs Middle Tennessee	2011
T9	10	Duke Calhoun vs Ole Miss	2007
T9	10	Darron White vs Mississippi State	2003
T9	10	Richie Floyd vs Arkansas State	1997
T9	10	Isaac Bruce vs Southwestern La.	1993
T9	10	Mac Cody vs Mississippi State	1993
T9	10	Russell Copeland vs Mississippi State	1992
T9	10	Russell Copeland vs Tennessee	1992
T9	10	Bob Sherlag vs Mississippi State	1965

MOST YARDS RECEIVING

RK	YDS	PLAYER VS OPPONENT	YEAR
1	250	Anthony Miller vs Tulsa	2016
2	186	Bob Sherlag vs Mississippi State	1965
3	177	Marcus Rucker vs Middle Tennessee	2012
T4	174	Duke Calhoun vs UT Martin	2009
T4	174	Ryan Roskelly vs Tulsa	1994
6	173	Maurice Jones vs Rice	2008
7	172	Richie Floyd vs Tulane	1996
8	162	Duke Calhoun vs UCF	2009
9	160	Bill Robertson vs Arkansas State	1950
T10	159	Duke Calhoun vs UAB	2007
T10	159	Preston Riley vs Louisville	1968
12	158	Carlos Singleton vs Marshall	2008
13	156	Anthony Miller vs Cincinnati	2015
T14	155	Marcus Rucker vs Southern Miss	2010
T14	155	Richie Floyd vs Cincinnati	1997
16	153	Anthony Miller vs USF	2016
17	151	Anthony Miller vs Western Kentucky	2016
18	150	Travis Anglin vs Houston	2002
19	147	Isaac Bruce vs East Carolina	1993
20	141	Duke Calhoun vs Marshall	2009
21	140	Russell Copeland vs East Carolina	1992
22	138	Russell Copeland vs Tennessee	1992
23	137	Isaac Bruce vs Tulsa	1992
24	135	DeAngelo Williams vs Tennessee Tech	2003
25	134	Anthony Miller at Navy	2016
T26	132	Anthony Miller vs. Ole Miss	2015
T26	132	Darrius Blevins vs Tulane	1997

AVG. GAIN/RECEPTION (MIN. 3 REC.)

RK	AVG	PLAYER VS OPPONENT	YEAR
1	40.5	Duke Calhoun vs UCF (4-162)	2009
2	39.8	Duke Calhoun vs UAB (4-159)	2007
3	38.8	Marcus Rucker vs USM(4-155)	2010
4	37.6	Tavarious Davis vs Ole Miss (3-113)	2003
5	36.3	Antoine Harden vs Army (3-109)	2001
6	34.3	Ryan Scott vs Akron (3-103)	2005
7	33.8	DeAngelo Williams vs TTU (4-135)	2003
8	33.0	Darrius Blevins vs Tulane (4-132)	1997
9	32.7	Tevin Jones at Bowling Green (3-98)	2015

AVG. GAIN/RECEPTION (MIN. 3 REC.)

RK	AVG	PLAYER VS OPPONENT	YEAR
10	32.0	Earnest Williams vs Tulane (3-96)	2007
11	31.8	Preston Riley vs Louisville (5-159)	1968
12	29.8	Duke Calhoun vs Rice (4-119)	2007
13	29.5	Billy Foster vs APSU (4-118)	2011
14	29.3	Maurice Jones vs Tulane (4-117)	2007
15	29.0	Ryan Roskelly vs Tulsa (6-174)	1994
16	28.3	Darron White vs ASU (3-85)	2004
17	28.2	Duke Calhoun vs Marshall (5-141)	2009
18	28.0	Robert Douglas vs ASU (5-129)	2004
19	27.7	Sam Craft (3-83)	2013
20	27.3	Duke Calhoun vs UCT (4-109)	2006
21	27.3	Mose Frazier vs USF (3-82)	2014
T22	27.0	Keiwone Malone at Louisville (3-81)	2013
T22	27.0	Chris Kelley vs BGSU (4-108)	2004
24	26.3	Billy Foster vs UAB (3-79)	2011
T25	26.0	Roderick Proctor vs Cincinnati (3-78)	2015
T25	26.0	Darren Garcia vs N. Texas (4-104)	2003
27	25.8	Duke Calhoun vs UTEP (5-129)	2006
T28	24.7	Tevin Jones at UCLA (3-74)	2014
T28	24.7	Maurice Jones vs Rice (3-74)	2007
30	24.6	Carlos Singleton vs UAB (5-123)	2008

MOST TOUCHDOWN RECEPTIONS

RK	TDS	PLAYER VS OPPONENT	YEAR
T1	3	Anthony Miller vs Western Kentucky	2016
T1	3	Carlos Singleton vs SMU	2007
T1	3	Russell Copeland vs Tennessee	1992
T1	3	Stan Davis vs Ole Miss	1971
T1	3	Bob Sherlag vs Mississippi State	1965
T1	3	Don Coffey vs Tulsa	1961
T1	3	Bill Robertson vs Arkansas State	1950

LONGEST PASS RECEPTION

RK	YDS	PLAYER VS OPPONENT	YEAR
1	94	Earnest Gray vs Houston	1978
2	93	Billy Foster vs Austin Peay State	2011
T3	92	Tavarious Davis vs Ole Miss	2003
T3	92	Damien Dodson vs Houston	1998
5	85	Duke Calhoun vs UT Martin	2009
T6	84	Anthony Miller vs Kansas	2016
T6	84	Chris Martin vs Southern Miss	1988
T6	84	Edwin Lovelady vs Arkansas State	1984
8	83	Derrick Crawford vs Arkansas State	1983
T9	82	Anthony Miller vs Cincinnati	2015
T9	82	Ryan Scott vs UAB	2006
T9	82	Damien Dodson vs East Carolina	1998
T9	82	Teofilo Riley vs Houston	1996
T9	82	Harold Sterling vs Southern Miss	1960
14	81	Marcus Rucker vs Southern Miss	2010
T15	80	Duke Calhoun vs Marshall	2009
T15	80	Steven Black vs Arkansas State	2007
T15	80	DeAngelo Williams vs TTU	2003
T15	80	Russell Copeland vs East Carolina	1992
19	79	Jerry Harris vs Florida State	1984
20	76	Russell Copeland vs UCF	1990
T21	75	Enis Jackson vs Mississippi State	1984
T21	75	Billy Moody vs Virginia Tech	1985

RECEIVING RECORDS

MOST CONSECUTIVE GAMES WITH A RECEPTION

RK	GMS	PLAYER VS OPPONENT
1	49	Duke Calhoun
T2	28	Phil Mayhue
T2	28	Carlos Singleton
4	27	Russell Copeland
5	26	Earnest Gray
6	25	Anthony Miller
7	24	Darron White
T8	22	Bunkie Perkins
T8	22	Isaac Bruce
T8	22	Ryan Roskelley
11	21	Richie Floyd
12	19	Damien Dodson
13	18	John Bush
T14	16	Ryan Scott
T14	16	Tannar Rehrrer
16	15	Wayne Pryor

INDIVIDUAL SINGLE SEASON

MOST PASS RECEPTIONS

RK	REC	PLAYER	YEAR
1	95	Anthony Miller	2016
2	74	Isaac Bruce	1993
T3	70	Mose Frazier	2015
T3	70	Tannar Rehrrer	2011
5	68	Duke Calhoun	2009
6	62	Duke Calhoun	2007
7	61	Russell Copeland	1992
8	55	Travis Anglin	2002
9	54	Tavares Gideon	2004
10	52	Carlos Singleton	2008
T11	51	Phil Mayhue	2015
T11	51	Carlos Singleton	2007
13	50	Mac Cody	1993
14	49	Maurice Avery	2003
T15	47	Anthony Miller	2015
T15	47	Mose Frazier	2014
T15	47	Marcus Rucker	2012
T15	47	Ryan Scott	2006
T19	46	Bunkie Perkins	2001
T19	46	James Thompson	1973
T19	46	Bob Sherlag	1965
T22	45	Keiwone Malone	2014
T22	45	Damien Dodson	1997
24	44	Ryan Roskelley	1994
T25	43	Richie Floyd	1996
T25	43	Bobby Ward	1973
T27	42	Phil Mayhue	2016
T27	42	Steven Black	2007
T27	42	Duke Calhoun	2006
T27	42	Tavares Gideon	2002
T27	42	Damien Dodson	1998
32	41	Marcus Rucker	2010

MOST YARDS RECEIVING

RK	YDS	PLAYER	YEAR
1	1,434	Anthony Miller	2016
2	1,054	Isaac Bruce	1993
3	923	Duke Calhoun	2009
4	890	Duke Calhoun	2007
5	826	Earnest Gray	1977
6	797	Mose Frazier	2015
7	791	Carlos Singleton	2008
8	767	Carlos Singleton	2007
9	753	Damien Dodson	1998
10	744	Bobby Ward	1973

MOST YARDS RECEIVING

RK	YDS	PLAYER	YEAR
11	742	Maurice Avery	2003
12	740	Travis Anglin	2002
13	736	Russell Copeland	1992
14	704	Marcus Rucker	2010
15	694	Anthony Miller	2015
16	690	Earnest Gray	1978
17	684	Russell Copeland	1990
18	681	Duke Calhoun	2006
19	677	Phil Mayhue	2016
20	670	Phil Mayhue	2015
21	665	Tavares Gideon	2004
22	639	Maurice Jones	2007

AVERAGE GAIN PER RECEPTION

RK	AVG	PLAYER	YEAR
1	29.5	Earnest Gray	1977
2	25.3	Jerry Harris	1984
3	24.5	Sonny Parsons	1961
4	23.1	Preston Riley	1968
5	22.2	Enis Jackson	1983
6	21.7	Ray Craft	1988
7	20.7	Russell Copeland	1990
8	20.3	Ricky Rivas	1976

MOST TOUCHDOWN RECEPTIONS

RK	TDS	PLAYER	YEAR
1	14	Anthony Miller	2016
2	12	Bill Robertson	1950
T3	11	Carlos Singleton	2007
T3	11	Tavares Gideon	2004
5	10	Isaac Bruce	1993
T6	9	Earnest Gray	1978
T6	9	Bob Sherlag	1965
T8	8	Marcus Rucker	2010
T8	8	Maurice Avery	2003
T8	8	Tavares Gideon	2002
T11	7	Russell Copeland	1992
T11	7	Bobby Ward	1973

CAREER

MOST PASS RECEPTIONS

RK	REC	PLAYER	YEARS
1	212	Duke Calhoun	2006-09
2	164	Carlos Singleton	2006-09
3	147	Damien Dodson	1996-99
4	142	Anthony Miller	2015-
5	137	Darron White	2001-04
6	135	Mose Frazier	2013-15
T7	126	Keiwone Malone	2011-14
T7	126	Marcus Rucker	2009-12
9	116	Russell Copeland	1989-92
10	114	Ryan Scott	2003-06
11	113	Isaac Bruce	1992-93
12	110	Richie Floyd	1996-98
13	108	Phil Mayhue	2014-
T14	105	Earnest Williams	2005-08
T14	105	James Thompson	1972-74
T16	97	Maurice Avery	2002-05
T16	97	Earnest Gray	1975-78
18	96	Tavares Gideon	2002, 2004
19	95	Maurice Jones	2005-08
20	93	Tannar Rehrrer	2010-11
T21	90	Tevin Jones	2011-15
T21	90	Alan Cross	2012-15

MOST RECEIVING YARDS

RK	YDS	PLAYER	YEARS
1	2,981	Duke Calhoun	2006-09
2	2,365	Carlos Singleton	2006-09
3	2,128	Anthony Miller	2015-
4	2,123	Earnest Gray	1975-78
5	2,096	Damien Dodson	1996-99
6	1,753	Russell Copeland	1989-92
7	1,665	Marcus Rucker	2009-12
8	1,654	Richie Floyd	1995-98
9	1,649	Darron White	2001-04
10	1,599	Mose Frazier	2013-15
11	1,589	Phil Mayhue	2014-
12	1,586	Isaac Bruce	1992-93
13	1,527	Ryan Scott	2003-06
14	1,497	Mose Frazier	2011-14
15	1,373	Maurice Avery	2002-05
16	1,356	Maurice Jones	2005-08
17	1,248	Keith Wright	1974-77
18	1,215	Tevin Jones	2011-15
19	1,197	Antoine Harden	2000-02
20	1,186	Jerry Harris	1983-86
21	1,183	James Thompson	1972-74

HIGHEST AVERAGE GAIN PER RECEPTION

RK	AVG	PLAYER	YEARS
1	21.9	Earnest Gray	1975-78
2	17.7	Derrick Crawford	1980-83
3	17.1	John Bowers	1979-82
4	16.9	Keith Wright	1974-77
5	16.6	Enis Jackson	1982-85
6	16.3	Jerry Harris	1983-86

MOST TOUCHDOWN RECEPTIONS

RK	TDS	PLAYER	YEARS
1	22	Carlos Singleton	2006-09
T2	19	Anthony Miller	2015-
T2	19	Duke Calhoun	2006-09
T2	19	Tavares Gideon	2002, 2004
5	17	Earnest Gray	1975-78
6	16	Bill Robertson	1947-50
7	15	Isaac Bruce	1992-93
T8	14	Alan Cross	2012-15
T8	14	Marcus Rucker	2009-12
T8	14	Earnest Williams	2005-08
T11	12	Russell Copeland	1989-92
T11	12	Damien Dodson	1996-99

RECEIVING RECORDS

100-YARD RECEIVING GAMES

ANTHONY MILLER (11)

YDS	OPPONENT	YEAR
250	vs Tulsa	2016
169	vs Houston	2016
153	vs USF	2016
151	vs Western Kentucky	2016
134	vs Navy	2016
132	vs Ole Miss	2016
103	vs Southeast Missouri	2016
102	vs SMU	2016
156	vs Cincinnati	2015
132	vs Ole Miss	2015
106	at Tulsa	2015

DUKE CALHOUN (10)

YDS	OPPONENT	YEAR
174	vs UT Martin	2009
162	vs UCF	2009
159	vs UAB	2007
141	vs Marshall	2009
129	vs UTEP	2006
124	vs Southern Miss	2007
119	vs Rice	2007
109	vs Chattanooga	2006
107	vs East Carolina	2007
100	vs UCF	2006

EARNEST GRAY (6)

YDS	OPPONENT	YEAR
129	vs Utah State	1977
122	vs North Texas State	1978
119	vs Virginia Tech	1977
119	vs Southern Miss	1977
112	vs Mississippi State	1978
105	vs North Texas State	1977

RUSSELL COPELAND (5)

YDS	OPPONENT	YEAR
140	vs East Carolina	1992
139	vs Tennessee	1992
123	vs UCF	1990
113	vs Florida State	1989
111	vs Tulsa	1990

DAMIEN DOBSON (5)

YDS	OPPONENT	YEAR
128	vs East Carolina	1998
127	vs Minnesota	1997
126	vs Mississippi State	1998
111	vs Houston	1998
101	vs Louisville	1997

CARLOS SINGLETON (5)

YDS	OPPONENT	YEAR
158	vs Marshall	2008
127	vs SMU	2007
123	vs UAB	2008
105	vs UTEP	2009
100	vs East Carolina	2007

ISAAC BRUCE (4)

YDS	OPPONENT	YEAR
147	vs East Carolina	1993
137	vs Tulsa	1992
112	vs Mississippi State	1993
108	vs Tulsa	1993

DERRICK CRAWFORD (3)

YDS	OPPONENT	YEAR
125	vs Tulane	1982
111	vs Arkansas State	1993
109	vs Mississippi State	1983

RICHIE FLOYD (3)

YDS	OPPONENT	YEAR
172	vs Tulane	1996
155	vs Cincinnati	1997
116	vs Arkansas State	1997

ANTOINE HARDEN (3)

YDS	OPPONENT	YEAR
119	vs Mississippi	2002
109	vs Army	2001
104	vs Tennessee	2001

PRESTON RILEY (3)

YDS	OPPONENT	YEAR
159	vs Louisville	1968
119	vs Florida State	1968
110	vs Wichita State	1968

RYAN SCOTT (3)

YDS	OPPONENT	YEAR
120	vs UAB	2006
104	vs UTEP	2005
103	vs Akron	2005

DARRION WHITE (3)

YDS	OPPONENT	YEAR
123	vs Cincinnati	2001
102	vs Mississippi State	2003
101	vs UAB	2004

MAURICE AVERY (2)

YDS	OPPONENT	YEAR
125	vs UAB	2003
103	vs Southern Miss	2003

FRANK BLACKWELL (2)

YDS	OPPONENT	YEAR
130	vs Ole Miss	1969
107	vs Tennessee	1969

DARRIUS "BOO" BLEVINS (2)

YDS	OPPONENT	YEAR
132	vs Tulane	1997
126	vs Mississippi State	1995

MAC CODY (2)

YDS	OPPONENT	YEAR
112	vs Mississippi State	1993
110	vs East Carolina	1993

MOSE FRAZIER (2)

YDS	OPPONENT	YEAR
128	at Tulsa	2015
110	at Temple	2014

DARREN GARCIA (2)

YDS	OPPONENT	YEAR
109	vs North Texas	2003
104	vs Mississippi State	2003

TAVARES GIDEON (2)

YDS	OPPONENT	YEAR
127	vs Mississippi State	2002
115	vs Louisville	2004

JERRY HARRIS (2)

YDS	OPPONENT	YEAR
112	vs Southwestern La.	1986
106	vs Cincinnati	1984

ENIS JACKSON (2)

YDS	OPPONENT	YEAR
110	vs Southern Miss	1983
103	vs Tulane	1983

MAURICE JONES (2)

YDS	OPPONENT	YEAR
173	vs Rice	2008
117	vs Tulane	2007

PHIL MAYHUE (2)

YDS	OPPONENT	YEAR
142	vs Houston	2016
107	vs Tulane	2015

RICKY RIVAS (2)

YDS	OPPONENT	YEAR
112	vs Tulsa	1976
101	vs Ole Miss	1976

MARCUS RUCKER (2)

YDS	OPPONENT	YEAR
155	vs Tulsa	2010
173	vs Middle Tennessee	2012

BOB SHERLAG (2)

YDS	OPPONENT	YEAR
189	vs Mississippi State	1965
130	vs Wake Forest	1965

BOBBY WARD (2)

YDS	OPPONENT	YEAR
105	vs Houston	1973
100	vs Tulsa	1973

CHARLES WILSON (2)

YDS	OPPONENT	YEAR
127	vs Tulane	1987
110	vs Tennessee	1988

TRAVIS ANGLIN (1)

YDS	OPPONENT	YEAR
150	vs Houston	2002

RECEIVING RECORDS

STEVEN BLACK (1)

YDS	OPPONENT	YEAR
112	vs SMU	2007

JOHN BUSH (1)

YDS	OPPONENT	YEAR
117	vs Mississippi State	1991

KEN COUTAIN (1)

YDS	OPPONENT	YEAR
116	vs Tennessee	1999

STAN DAVIS (1)

YDS	OPPONENT	YEAR
106	vs Ole Miss	1971

TAVARIUS DAVIS (1)

YDS	OPPONENT	YEAR
113	vs Ole Miss	2003

BILLY FOSTER (1)

YDS	OPPONENT	YEAR
118	vs Austin Peay State	2011

CHRIS KELLEY (1)

YDS	OPPONENT	YEAR
108	vs Bowling Green State	2004

CHRIS MARTIN (1)

YDS	OPPONENT	YEAR
118	vs Southern Miss	1988

DANIEL MONTIEL (1)

YDS	OPPONENT	YEAR
100	vs USF	2016

JERMAINE MCKENZIE (1)

YDS	OPPONENT	YEAR
109	vs Marshall	2010

RUSSELL RICHARDS (1)

YDS	OPPONENT	YEAR
102	vs Ole Miss	1979

RYAN ROSKELLY (1)

YDS	OPPONENT	YEAR
174	vs Tulsa	1994

DEANGELO WILLIAMS (1)

YDS	OPPONENT	YEAR
135	vs Tennessee Tech	2003

YEAR-BY-YEAR RECEIVERS

YEAR	PLAYER	NO.	YDS	TDS
1956	Carlos Brooks	67	378	3
1957	John Ruth	5	93	0
1959	Don Coffey	8	192	2
1960	Don Coffey	10	188	1
1961	Don Coffey	18	312	5
1962	John Griffin	14	220	3
1963	Bob Sherlag	8	183	0
1964	Billy Ray Farmer	19	222	0
1965	Bob Sherlag	46	673	9
1966	Dale Brady	11	176	3
1967	Rich Coady	18	260	1
1968	Preston Riley	21	484	2
1969	Frank Blackwell	31	591	5
1970	Bill Wright	17	206	3
1971	Stan Davis	34	509	5
1972	Stan Davis	39	476	2
1973	Bobby Ward	43	744	7
1974	James Thompson	40	395	5
1975	Ricky Rivas	18	224	0
1976	Ricky Rivas	26	529	6
	Earnest Gray	29	529	2
1977	Earnest Gray	28	826	6
1978	Earnest Gray	35	690	9
1979	Tony Hunt	15	234	1
1980	Jerry Knowlton	27	470	4
1981	Jerry Knowlton	18	244	0
1982	Derrick Crawford	32	523	2
1983	Derrick Crawford	31	594	3
1984	Edwin Lovelady	19	345	2
1985	Jerry Harris	30	519	4
1986	Jerry Harris	29	338	1
1987	Charles Wilson	20	393	2
1988	Charles Wilson	33	554	2
1989	Russell Copeland	22	333	1
1990	Russell Jones	33	684	4
1991	John Bush	25	420	3
1992	Russell Copeland	61	736	7
1993	Isaac Bruce	74	1,054	10
1994	Ryan Roskelly	44	602	3
1995	Ryan Roskelly	34	361	0
1996	Richie Floyd	43	600	1
1997	Richie Floyd	38	617	1
1998	Damien Dodson	42	753	2
1999	Damien Dodson	39	507	4
2000	Bunkie Perkins	33	314	0
2001	Antoine Harden	31	589	4
2002	Travis Anglin	55	740	5
2003	Maurice Avery	49	742	8
2004	Tavares Gideon	54	665	11
2005	Ryan Scott	37	577	3
2006	Duke Calhoun	42	681	6
2007	Duke Calhoun	62	890	5
2008	Carlos Singleton	52	791	5
2009	Duke Calhoun	68	923	5
2010	Marcus Rucker	41	704	8
2011	Tannar Rehner	70	593	4
2012	Marcus Rucker	47	525	3
2013	Joe Craig	37	338	0
2014	Mose Frazier	47	506	3
2015	Mose Frazier	70	797	4
2016	Anthony Miller	95	1,434	14

CAREER PASS RECEIVING LEADERS

RK	POS.	NAME	YEARS	RECEPTIONS	TDS	YARDS
1	wr	Duke Calhoun	2006-09	212	19	2,981
2	wr	Carlos Singleton	2006-09	164	22	2,365
3	wr	Anthony Miller	2015-	142	19	2,128
4	wr	Earnest Gray	1975-78	97	17	2,123
5	fl	Damien Dodson	1996-99	147	12	2,096
6	wr	Russell Copeland	1989-92	116	12	1,753
7	wr	Marcus Rucker	2009-12	126	14	1,665
8	wr	Richie Floyd	1995-98	110	4	1,654
9	wr	Darron White	2001-04	137	11	1,649
10	wr	Mose Frazier	2013-15	135	8	1,599
11	wr	Phil Mayhue	2014-	108	7	1,589
12	wr	Isaac Bruce	1992-93	113	15	1,586
13	wr	Ryan Scott	2003-06	114	9	1,527
14	wr	Keiwone Malone	2011-14	126	9	1,497
15	wr	Maurice Avery	2002-05	97	11	1,373
16	wr	Maurice Jones	2005-08	95	7	1,356
17	fl	Keith Wright	1974-77	74	11	1,248
18	wr	Tevin Jones	2011-15	90	9	1,215
19	fl	Jerry Harris	1983-86	72	7	1,186
20	wr	James Thompson	1971-73	105	7	1,183
21	wr	Tavares Gideon	2002,2004	96	19	1,131
22	wr	Derrick Crawford	1981-83	63	5	1,117
23	wr	Stan Davis	1969-72	79	9	1,105
24	wr	Earnest Williams	2005-08	105	14	1,061
25	fl	Bobby Ward	1973-74	71	7	1,056
26	te	Alan Cross	2012-15	90	14	1,050
27	wr	Bob Sherlag	1963-65	62	11	1,041
28	wr	John Bush	1989-92	61	7	1,023
29	wr	Darrius Blevins	1994-98	73	8	1,017
30	fl	Jerry Knowlton	1978-81	60	5	973
31	wr	Charles Wilson	1986-88	53	5	971

TOTAL OFFENSE RECORDS

INDIVIDUAL SINGLE GAME

MOST OFFENSIVE PLAYS (MIN. 50)

RK	NO.	PLAYER VS OPPONENT	YEAR
1	68	Martin Hankins vs East Carolina	2007
2	66	Arkelon Hall vs Louisville	2008
T2	66	Danny Wimprine vs USF	2002
T4	63	Martin Hankins vs Ole Miss	2007
T4	63	Danny Wimprine vs Mississippi State	2003
6	62	Martin Hankins vs SMU	2007
7	61	Paxton Lynch vs Ole Miss	2015
T8	60	Arkelon Hall vs Marshall	2008
T8	60	Bernard Oden vs Minnesota	1997
10	59	Paxton Lynch vs BYU	2014
11	56	Riley Ferguson vs Western Kentucky	2016
T12	54	Qadry Anderson vs Louisville	1996
T12	54	Billy Fletcher vs Wake Forest	1965
14	53	Danny Wimprine vs USF	2003
T15	52	Paxton Lynch vs Houston	2014
T15	52	Danny Wimprine vs Louisville	2004
T15	52	Steve Matthews vs Louisville	1993
T18	51	Riley Ferguson at Ole Miss	2016
T18	51	Paxton Lynch at UCLA	2014
T18	51	Martin Hankins vs Southern Miss	2007
T18	51	Danny Wimprine vs Mississippi State	2002
T18	51	Rusty Trail vs Southern Miss	1988

MOST TOTAL OFFENSE (MIN. 350)

RK	YDS	PLAYER VS OPPONENT	YEAR
1	464	Paxton Lynch vs Cincinnati	2015
2	453	Paxton Lynch at Tulsa	2015
3	414	Riley Ferguson vs Houston	2016
4	409	Arkelon Hall vs Rice	2008
5	405	Martin Hankins vs East Carolina	2007
6	403	Paxton Lynch at Bowling Green	2015
7	394	Paxton Lynch vs Ole Miss	2015
8	390	Martin Hankins vs Southern Miss	2007
T9	386	Paxton Lynch vs Tulane	2015
T9	386	Danny Wimprine vs Louisville	2004
T11	383	Danny Wimprine vs Arkansas State	2004
T11	383	Danny Wimprine vs Mississippi State	2003
13	376	Danny Wimprine vs Ole Miss	2003
14	375	Rusty Trail vs Southern Miss	1988
15	373	Tyler Bass vs UT Martin	2009
T16	372	Riley Ferguson vs USF	2016
T16	372	Arkelon Hall vs Louisville	2008
18	368	Paxton Lynch at Kansas	2015
19	366	Riley Ferguson vs Western Kentucky	2016
20	364	Danny Wimprine vs UAB	2004
T21	362	Arkelon Hall vs Marshall	2008
T21	362	Steve Matthews vs Mississippi State	1993
23	361	Taylor Reed vs Austin Peay State	2011
24	356	Paxton Lynch at Cincinnati	2014
25	352	Martin Hankins vs Tulane	2007
T26	351	Qadry Anderson vs Tulane	1996
T26	351	Billy Fletcher vs Mississippi State	1965
27	350	Danny Wimprine vs Cincinnati	2001

AVG. GAIN/PLAY (MIN. 25 PLAYS)

RK	AVG	PLAYER VS OPPONENT	YEAR
1	12.5	Riley Ferguson vs Houston	2016
2	11.7	Paxton Lynch vs Tulane	2015
3	11.5	Danny Sparkman vs Cincinnati	1984
4	11.3	Riley Ferguson vs USF	2016
5	10.8	Martin Hankins vs UAB	2007
6	10.6	Taylor Reed vs Austin Peay State	2011
7	10.7	Danny Wimprine vs Ole Miss	2003
8	10.4	Paxton Lynch at SMU	2014
9	10.2	Steve Matthews vs East Carolina	1992

AVG. GAIN/PLAY (MIN. 25 PLAYS)

RK	AVG	PLAYER VS OPPONENT	YEAR
T10	9.6	Paxton Lynch at Cincinnati	2014
T10	9.6	Ryan Williams vs East Carolina	2010
T12	9.4	DeAngelo Williams vs USF	2004
T12	9.4	DeAngelo Williams vs Tulane	2003

INDIVIDUAL SINGLE SEASON

YEAR-BY-YEAR TOTAL OFFENSE LEADERS

YEAR	NAME	PLAYS	RUSH	PASS	TOTAL
1960	Nick Bouni	144	272	475	747
1961	James Earl Wright	105	235	604	839
1962	Russell Vollmer	162	289	555	844
1963	Dave Casinelli	219	1,016	0	1,016
1964	Billy Fletcher	252	367	921	1,288
1965	Billy Fletcher	365	556	1,239	1,795
1966	Terry Padgett	215	539	348	887
1967	Ricky Thurow	138	394	349	743
1968	Danny Pierce	239	202	925	1,127
1969	Danny Pierce	249	328	1,049	1,377
1970	Joe Lynch	156	441	375	816
1971	Al Harvey	149	221	444	665
1972	Al Harvey	322	305	961	1,266
1973	Joe Bruner	167	56	785	841
1974	David Fowler	309	167	1,266	1,433
1975	Terdell Middleton	138	586	0	586
1976	Lloyd Patterson	313	103	1,563	1,666
1977	Lloyd Patterson	260	138	1,336	1,474
1978	Lloyd Patterson	246	-42	931	889
1979	Kevin Betts	258	200	884	1,084
1980	Darrell Martin	294	-11	888	877
1981	Tony Wiley	123	497	0	497
1982	Trell Hooper	306	249	1,194	1,443
1983	Danny Sparkman	287	29	1,390	1,419
1984	Danny Sparkman	225	-12	1,315	1,303
1985	Danny Sparkman	342	37	1,606	1,643
1986	Wayne Pryor	129	501	-	501
1987	Tim Jones	182	269	709	978
1988	Rusty Trail	204	179	1,231	1,410
1989	Tim Jones	244	271	1,017	1,288
1990	Keith Benton	324	612	1,265	1,877
1991	Keith Benton	315	329	1,203	1,532
1992	Steve Matthews	320	-213	2,084	1,871
1993	Steve Matthews	311	-176	1,896	1,720
1994	Tony Scarpino	170	-50	738	688
1995	Joe Borich	198	-15	896	881
1996	Qadry Anderson	416	121	1,557	1,678
1997	Bernard Oden	445	81	2,249	2,330
1998	Gerard Arnold	208	1,059	0	1,059
1999	Travis Anglin	182	123	856	979
2000	Scott Scherer	216	-56	857	801
2001	Danny Wimprine	280	270	1,329	1,599
2002	Danny Wimprine	533	40	2,820	2,860
2003	Danny Wimprine	480	-3	3,174	3,171
2004	Danny Wimprine	455	112	2,892	3,004
2005	DeAngelo Williams	311	1,964	0	1,964
2006	Martin Hankins	410	-12	2,550	2,538
2007	Martin Hankins	463	-1	3,220	3,219
2008	Arkelon Hall	411	200	2,275	2,475
2009	Will Hudgens	252	-58	1,544	1,486
2010	Ryan Williams	338	-174	2,075	1,901
2011	Taylor Reed	364	77	1,690	1,767
2012	Jacob Karam	375	221	1,895	2,116
2013	Paxton Lynch	437	127	2,056	2,183
2014	Paxton Lynch	526	321	3,031	3,352
2015	Paxton Lynch	533	239	3,776	4,015
2016	Riley Ferguson	514	-70	3,698	3,628

TOTAL OFFENSE RECORDS

MOST OFFENSIVE PLAYS (MIN. 300)

RK	NO.	PLAYER	YEAR
1	533	Danny Wimprine	2002
2	530	Paxton Lynch	2015
3	526	Paxton Lynch	2014
4	514	Riley Ferguson	2016
5	480	Danny Wimprine	2003
6	463	Martin Hankins	2007
7	455	Danny Wimprine	2004
8	445	Bernard Oden	1997
9	437	Paxton Lynch	2013
10	416	Qadry Anderson	1996
11	411	Arkelon Hall	2008
12	410	Martin Hankins	2006
13	375	Jacob Karam	2012
14	365	Billy Fletcher	1965
15	364	Taylor Reed	2011
16	342	Danny Sparkman	1985
17	338	Ryan Williams	1980
18	324	Keith Benton	2010

MOST TOTAL OFFENSE

RK	YDS	PLAYER	YEAR
1	4,015	Paxton Lynch	2015
2	3,628	Riley Ferguson	2016
3	3,352	Paxton Lynch	2014
4	3,219	Martin Hankins	2007
5	3,171	Danny Wimprine	2003
6	3,004	Danny Wimprine	2004
7	2,860	Danny Wimprine	2002
8	2,538	Martin Hankins	2006
9	2,475	Arkelon Hall	2008
10	2,330	Bernard Oden	1997
11	2,183	Paxton Lynch	2013
12	2,116	Jacob Karam	2012
13	1,964	DeAngelo Williams	2005
14	1,948	DeAngelo Williams	2004
15	1,901	Ryan Williams	2010
16	1,877	Keith Benton	1990
17	1,871	Steve Matthews	1992
18	1,795	Billy Fletcher	1965

AVG. GAIN/PLAY

RK	AVG	PLAYER	YEAR
1	7.5	Paxton Lynch	2015
2	7.1	Riley Ferguson	2016
T3	6.9	Martin Hankins	2007
T3	6.9	Tyler Bass	2009
T3	6.9	Rusty Trail	1988
T6	6.6	Danny Wimprine	2004
T6	6.6	Danny Wimprine	2003
9	6.4	Paxton Lynch	2014
9	6.3	Curtis Steele	2009
T10	6.2	Martin Hankins	2006
T10	6.2	DeAngelo Williams	2005
T10	6.2	DeAngelo Williams	2004
T13	6.0	Arkelon Hall	2008
T13	6.0	Ricky Thurow	1968
15	5.9	Will Hudgens	2009
T16	5.8	Maurice Avery	2005
T16	5.8	Neil Suber	1998
T16	5.8	Keith Benton	1990
T16	5.8	Steve Matthews	1992
T15	5.8	Danny Sparkman	1984

CAREER

MOST OFFENSIVE PLAYS

RK	NO.	PLAYER	YEARS
1	1,748	Danny Wimprine	2001-04
2	1,496	Paxton Lynch	2013-15
3	971	DeAngelo Williams	2002-05
4	965	Lloyd Patterson	1975-78
5	873	Martin Hankins	2006-07
6	854	Danny Sparkman	1983-85
7	737	Tim Jones	1986-89
8	679	Billy Fletcher	1963-65
9	639	Keith Benton	1990-91
10	631	Steve Matthews	1992-93
T11	569	Bernard Oden	1995-97
T11	569	David Fowler	1972-74
13	559	Qadry Anderson	1995-96
14	550	Neil Suber	1998-2001

MOST TOTAL OFFENSE

RK	YDS	PLAYER	YEARS
1	10,634	Danny Wimprine	2001-04
2	9,550	Paxton Lynch	2013-15
3	6,026	DeAngelo Williams	2002-05
4	5,757	Martin Hankins	2006-07
5	4,568	Lloyd Patterson	1975-78
6	4,365	Danny Sparkman	1983-85
7	3,628	Riley Ferguson	2016
8	3,591	Steve Matthews	1992-93
9	3,502	Tim Jones	1986-89
10	3,458	Billy Fletcher	1963-65
11	3,409	Keith Benton	1990-91
12	2,810	Arkelon Hall	2008-09
13	2,805	Bernard Oden	1995-97
14	2,746	Will Hudgens	2005-09
15	2,668	David Fowler	1972-74
16	2,636	Dave Casinelli	1960-63
17	2,568	Neil Suber	1998-2001

AVG. GAIN/PLAY

RK	YDS	PLAYER	YEARS
1	6.6	Martin Hankins	2006-07
2	6.4	Paxton Lynch	2013-15
3	6.2	DeAngelo Williams	2002-05
4	6.1	Danny Wimprine	2001-04
5	5.9	Curtis Steele	2008-09
T6	5.7	Steve Matthews	1992-93
T6	5.7	Rusty Trail	1987-89
8	5.5	Arkelon Hall	2008-09
T9	5.4	Will Hudgens	2005-09
T9	5.4	Ricky Thurow	1967-69
T9	5.4	Russell Vollmer	1961-63
12	5.3	Keith Benton	1990-91
T13	5.1	Danny Sparkman	1983-85
T13	5.1	Danny Pierce	1968-69
T13	5.1	Billy Fletcher	1963-65

TEAM SINGLE GAME

MOST OFFENSIVE PLAYS

RK	NO.	OPPONENT	YEAR
1	108	vs SMU	2007
2	97	vs BYU	2014
T3	96	at Tulsa	2015
T3	96	vs Ole Miss	2007
T5	94	vs Ole Miss	2015
T5	94	at Cincinnati	2014
7	92	vs Murray State	1985
T8	91	vs Ole Miss	1983
T8	91	vs Southwestern Louisiana	1983
10	90	at Bowling Green	2015
T11	89	vs East Carolina	2007
T11	89	vs Rice	2007
T11	89	vs Mississippi State	2003
T11	89	vs USF	2003
T11	89	vs Louisville	1968
T11	89	vs North Texas State	1971
17	88	vs Arkansas State	2004
T18	87	vs Mississippi State	2011
T18	87	vs Ole Miss	2004
T20	86	at Houston	2015
T20	86	vs Middle Tennessee	2014
T20	86	vs Louisville	2008
T20	86	vs Cincinnati	1995
T24	85	vs UConn	2014
T24	85	vs Nicholls State	2008
T24	85	vs Louisville	2004
T24	85	vs East Carolina	1995

FEWEST OFFENSIVE PLAYS

RK	NO.	OPPONENT	YEAR
1	30	vs Ole Miss	1964

MOST TOTAL YARDS

RK	YDS	OPPONENT	YEAR
1	704	at Tulsa	2015
2	659	vs Louisville	1969
3	651	at Kansas	2015
4	635	vs Bowling Green	2016
5	630	vs Cincinnati	1984
6	610	at Cincinnati	2014
7	608	vs USF	2016
8	603	vs Louisville	2004
9	597	vs Wichita State	1970
10	592	vs Chattanooga	2005
11	582	at SMU	2014
12	581	vs Tulane	2015
13	571	vs Rice	2007
14	570	vs Cincinnati	2015
15	568	vs Mississippi State	2003
16	567	vs Tennessee Tech	2003
17	563	vs UAB	2007
18	560	vs Southern Miss	1970
19	555	vs Houston	2016
20	552	vs Tulsa	1969

TOTAL OFFENSE RECORDS

FEWEST TOTAL YARDS

RK	Yds	OPPONENT	YEAR
1	47	vs Ole Miss	1964

FEWEST OFFENSIVE PLAYS

RK	NO.	YEAR
1	526	1964

FEWEST TOTAL YARDS

RK	Yds	YEAR
1	2,215	1966

TEAM SINGLE SEASON

MOST OFFENSIVE PLAYS

RK	NO.	YEAR
1	1,028	2015
2	1,017	2007
3	1,012	2014
4	1,000	2003
5	977	2008
6	964	2016
7	903	2004
8	859	1972
9	842	2002
10	841	2009
11	836	2005
12	799	2013
13	793	1973
T14	786	1974, 1971, 2011
17	783	1982
18	779	2000

MOST TOTAL YARDS

RK	Yds	YEAR
1	6,330	2015
2	6,028	2016
3	5,779	2003
4	5,767	2007
5	5,552	2014
6	5,524	2004
7	5,424	2008
8	4,775	2005
9	4,477	2009
10	4,258	2002
11	4,124	1969
12	4,035	2006
13	3,820	2012
14	3,800	1988
15	3,790	1976
16	3,784	1992
17	3,738	2013
18	3,723	1970

CAREER TOTAL OFFENSE LEADERS

RK	Pos.	PLAYER	YEARS	YARDS
1	QB	Danny Wimprine	2001-04	10,634
2	QB	Paxton Lynch	2013-15	9,550
3	RB	DeAngelo Williams	2002-05	6,026
4	QB	Martin Hankins	2006-07	5,757
5	QB	Lloyd Patterson	1975-78	4,568
6	QB	Danny Sparkman	1983-85	4,365
7	QB	Riley Ferguson	2016-	3,628
8	QB	Steve Matthews	1992-93	3,591
9	QB	Tim Jones	1986-89	3,502
10	QB	Billy Fletcher	1963-65	3,458
11	QB	Keith Benton	1990-91	3,409
12	QB	Arkelon Hall	2008-09	2,810
13	QB	Bernard Oden	1995-97	2,805
14	QB	Will Hudgens	2005-09	2,746
15	QB	David Fowler	1972-74	2,668
16	FB	Dave Casinelli	1960-63	2,636
17	QB	Neil Suber	1998-01	2,568
18	QB	Danny Pierce	1968-69	2,504
19	RB	Curtis Steele	2008-09	2,461
20	RB	Brandon Hayes	2012-14	2,391
21	RB	Gerard Arnold	1997-99	2,378

ALL-PURPOSE RECORDS

INDIVIDUAL SINGLE GAME ALL-PURPOSE YARDS

RK	PLAYER VS OPPONENT	YARDS	RUSH	REC	PR	KR	YEAR
1	Ryan Roskelly vs Tulsa	368	0	174	194	0	1994
2	DeAngelo Williams vs Tulane	305	195	41	0	69	2003
3	DeAngelo Williams vs Houston	281	262	19	0	0	2004
4	Larry Porter vs Arkansas State	275	206	-1	0	70	1990
5	DeAngelo Williams vs USF	273	263	10	0	0	2004
6	Xavier Crawford vs Missouri	262	46	53	0	163	1991
7	Paul Gowen vs Tulsa	260	260	0	0	0	1969
8	Curtis Steele vs Tulsa	257	232	25	0	0	2009
9	DeAngelo Williams vs Chattanooga	251	136	87	0	28	2004
T10	Anthony Miller vs Tulsa	250	0	250	0	0	2016
T10	Curtis Steele vs UTEP	250	240	10	0	0	2009
12	DeAngelo Williams vs East Carolina	240	226	14	0	0	2005
T13	DeAngelo Williams vs UTEP	239	236	3	0	0	2005
T13	DeAngelo Williams vs Ole Miss	239	135	31	0	73	2003
T15	Curtis Steele vs Southern Miss	237	178	59	0	0	2008
T15	Eddie Hill vs Cincinnati	237	188	0	0	49	1978
T15	John Martin vs East Carolina	237	166	16	0	55	1992
T18	DeAngelo Williams vs Akron	236	238	-2	0	0	2005
T18	DeAngelo Williams vs East Carolina	226	225	1	0	0	2004
20	Eddie Hill vs Wichita State	225	107	0	11	107	1978
21	DeAngelo Williams vs Tulsa	224	223	1	0	0	2005
22	Russell Copeland vs Florida State	221	0	113	0	108	1989
23	Larry Porter vs Arkansas State	220	167	9	0	44	1991
T24	Bobby Ward vs Houston	218	0	105	2	111	1973
T24	Charles Wilson vs Southern Miss	218	0	88	0	130	1988
26	Stan Davis vs Tennessee	217	76	3	0	138	1969
27	DeAngelo Williams vs Louisville	215	200	15	0	0	2004
28	DeAngelo Williams vs Southern Miss	211	199	12	0	0	2004
29	Dave Casinelli vs Houston	210	210	0	0	0	1963
30	DeAngelo Williams vs Chattanooga	208	205	3	0	0	2005
31	Brandon Hayes vs USF	207	189	18	0	0	2014
32	DeAngelo Williams vs Cincinnati	206	136	-5	0	75	2003
T33	Curtis Steele vs Arkansas State	203	203	0	0	0	2008
T33	Charles Wilson vs Tulane	203	0	51	0	152	1988
T35	Joe Craig at Connecticut	202	0	25	0	177	2013
T35	D. Williams vs Mississippi State	202	119	40	0	43	2003
T35	Dornell Harris vs Kansas State	202	110	14	0	78	1973

CAREER ALL-PURPOSE YARDS LEADERS

RK	PLAYER	YEARS	YARDS
1	DeAngelo Williams	2002-05	7,573
2	Joseph Doss	2004-07	3,302
3	Keith Wright	1974-77	3,099
4	Duke Calhoun	2006-09	3,012
5	Damien Dodson	1996-99	2,914
6	Curtis Steele	2008-09	2,822
7	Larry Porter	1990-93	2,821
8	Paul Gowen	1969-71	2,736
9	Dornell Harris	1971-73	2,680
10	Brandon Hayes	2012-14	2,670
11	Jerry Harris	1983-86	2,663
12	Wayne Pryor	1986-89	2,551
13	Gerard Arnold	1997-99	2,521
14	Anthony Miller	2015-	2,481
14	Terdell Middleton	1974-76	2,470
15	Stan Davis	1969-72	2,460
16	Michael Grandberry	2005-08	2,401

ALL-PURPOSE RECORDS

INDIVIDUAL SINGLE SEASON ALL-PURPOSE YARDS

RK	YDS	PLAYER	YEAR
1	2,230	DeAngelo Williams	2004
2	2,113	DeAngelo Williams	2003
3	2,075	DeAngelo Williams	2005
4	1,600	Anthony Miller	2016
5	1,534	Tony Pollard	2016
6	1,460	Curtis Steele	2008
7	1,362	Curtis Steele	2009
8	1,303	Charles Wilson	1988
9	1,286	Michael Grandberry	2007
10	1,281	Bobby Ward	1973
11	1,181	Keith Wright	1977
12	1,173	Eddie Hill	1978
13	1,161	Mac Cody	1993
14	1,159	Antoine Harden	2002
15	1,155	DeAngelo Williams	2002
16	1,145	Russell Copeland	1992
17	1,133	Antoine Harden	2001
18	1,125	Dornell Harris	1972
T19	1,118	Ryan Roskelly	1994
T19	1,118	Paul Gowen	1970
21	1,115	Joseph Doss	2006
22	1,099	Joe Craig	2013
23	1,089	Gerard Arnold	1998
24	1,078	Brandon Hayes	2014
25	1,069	Terrell Middleton	1976
26	1,054	Jerry Harris	1985
27	1,053	Dave Casinelli	1963
28	1,050	Isaac Bruce	1993

YEAR-BY-YEAR ALL-PURPOSE LEADERS

YEAR	NAME	RUSH	REC	PR	KR	YARDS
1956	Andy Nelson	348	145	189	183	865
1957	Laverne Steedley	129	13	0	39	181
1959	Nick Bouni	137	0	73	166	376
1960	Nick Bouni	272	0	76	159	507
1961	Dave Casinelli	646	83	0	0	729
1962	Dave Casinelli	826	40	0	15	881
1963	Dave Casinelli	1,016	37	0	0	1,053
1964	Billy Fletcher	367	0	0	389	756
1965	Bob Sherlag	0	673	36	0	709
1966	Bob Baxter	64	10	142	449	665
1967	Nick Pappas	245	-3	34	527	803
1968	Jay McCoy	454	144	0	215	813
1969	Paul Gowen	715	23	0	126	864
1970	Paul Gowen	868	132	25	93	1,118
1971	Dornell Harris	379	111	0	294	784
1972	Dornell Harris	698	23	124	115	960
1973	Bobby Ward	9	744	124	404	1,281
1974	Bobby Ward	24	312	9	218	563
1975	Terrell Middleton	586	18	0	231	835
1976	Terrell Middleton	919	36	0	114	1,069
1977	Keith Wright	7	628	201	345	1,181
1978	Eddie Hill	739	52	15	367	1,173
1979	Leo Cage	599	47	0	0	646
1980	Richard Williams	438	82	0	221	741
1981	Tony Wiley	497	57	0	93	647
1982	Derrick Crawford	2	523	0	157	682
1983	Derrick Crawford	5	594	59	247	905
1984	Jerry Harris	0	329	129	446	904
1985	Jerry Harris	-14	519	180	369	1,054
1986	Sammy Seals	14	137	8	523	674
1987	William Arnold	0	3	0	555	558
1988	Charles Wilson	14	554	0	735	1,303
1989	Marvin Cox	844	56	0	0	900
1990	Russell Copeland	0	684	0	19	703
1991	Russell Jones	112	404	0	259	775
1992	Russell Copeland	9	736	351	49	1,145
1993	Mac Cody	46	606	80	429	1,161
1994	Ryan Roskelly	-2	602	468	50	1,118
1995	Ryan Roskelly	9	361	252	28	650
1996	Teofilo Riley	572	157	0	0	729
1997	Damien Dodson	18	605	218	0	841
1998	Gerard Arnold	1,059	30	0	0	10,89
1999	Gerard Arnold	706	49	0	0	755
2000	Ryan Johnson	0	251	389	219	859
2001	Antoine Harden	11	589	0	533	1,133
2002	Antoine Harden	0	608	47	504	1,159
2003	DeAngelo Williams	1,430	384	0	299	2,113
2004	DeAngelo Williams	1,948	210	0	72	2,230
2005	DeAngelo Williams	1,964	78	0	33	2,075
2006	Joseph Doss	910	205	0	0	1,115
2007	Michael Grandberry	0	0	0	1,286	1,286
2008	Curtis Steele	1,223	187	0	50	1,460
2009	Curtis Steele	1,239	123	0	0	1,362
2010	Greg Ray	676	173	0	24	873
2011	Billy Foster	479	299	0	83	861
2012	Bobby McCain	0	61	0	721	782
2013	Joe Craig	5	338	32	724	1,099
2014	Brandon Hayes	949	119	0	10	1,078
2015	Mose Frazier	119	797	28	0	944
2016	Anthony Miller	69	1,434	97	0	1,600



PUNTING RECORDS

INDIVIDUAL SINGLE GAME

MOST PUNTS

RK	NO.	PLAYER	YEAR
1	13	Hugh Owens vs Texas A&M	1979
T2	12	Tom Hornsey vs SMU	2011
T2	12	Mike Coughlin vs Michigan	1995
T2	12	Hugh Owens vs Texas A&M	1978
T2	12	Paul Wilson vs South Carolina	1972
T2	12	Arthur Franklin vs Southwestern La.	1986
T7	11	Tom Hornsey vs Southern Miss	2011
T7	11	Jim Cande vs Ole Miss	1999
T7	11	Hugh Owens vs Houston	1978
T7	11	Durwood Gordon vs W. Texas State	1968
T7	11	Ben Graves vs Southern Miss	2000
T12	10	Tom Hornsey vs Rice	2011
T12	10	Tom Hornsey vs UCF	2011
T12	10	Tom Hornsey vs Middle Tennessee	2010
T12	10	Tom Hornsey vs Louisville	2010
T12	10	Matt Reagan vs Middle Tennessee	2009
T12	10	Ben Graves vs Mississippi State	2000
T12	10	James Gaither vs Southern Miss	2001
T12	10	Drew Pairamore vs Louisville	1996
T12	10	Mike Coughlin vs Southwestern La.	1995

MOST YARDS PUNTED

RK	YDS	PLAYER VS OPPONENT	YEAR
1	492	Hugh Owens vs Texas A&M	1979
2	475	Tom Hornsey vs SMU	2011
T3	471	Tom Hornsey vs Rice	2011
T3	471	Tom Hornsey vs Southern Miss	2011
5	450	James Gaither vs Southern Miss	2001
6	442	Ben Graves vs Mississippi State	2000
7	438	Tom Hornsey vs Mississippi State	2010
8	433	Hugh Owens vs Texas A&M	1978
9	423	Hugh Owens vs Houston	1978
10	421	Stan Weaver vs Vanderbilt	1982
11	419	Tom Hornsey vs Louisville	2010
12	417	Tom Hornsey vs Middle Tennessee	2010
T13	416	Matt Reagan vs Middle Tennessee	2009
T13	416	Paul Wilson vs South Carolina	1972

HIGHEST PUNTING AVERAGE (2 PUNTS MIN.)

RK	AVG	PLAYER VS OPPONENT	YEAR
1	53.7	Spencer Smith vs Temple (3-161)	2016
2	53.5	Matt Reagan vs Marshall (6-321)	2009
3	53.0	Brent Sutherland vs Rice (2-106)	2007
T4	52.7	Spencer Smith vs Cincinnati (6-316)	2015
T4	52.7	Tom Hornsey vs Tulane (3-158)	2012
6	52.5	Michael Gibson vs UAB (2-105)	2005
7	52.3	James Gaither vs Army (4-209)	2001
T8	52.0	Spencer Smith vs SMU (2-104)	2015
T8	52.0	Preston Watts vs Union	1942
10	51.7	Tom Hornsey at Houston (3-155)	2013
11	51.3	Spencer Smith vs Kansas (3-154)	2016
T12	51.0	Spencer Smith vs Austin Peay	2014
T12	51.0	Matt Reagan vs East Carolina (4-204)	2009
T12	51.0	Brent Sutherland vs Nicholls St. (2-102)	2008
15	50.9	Michael Gibson vs Tennessee (7-356)	2006
16	50.5	Tom Hornsey vs Temple (4-202)	2013
17	50.3	Jeff Buffaloe vs Louisville (7-352)	1992
T18	49.6	Spencer Smith at SMU (5-248)	2016
T18	49.6	Tom Hornsey at MTSU (5-248)	2013
T20	49.5	Spencer Smith vs USF (2-99)	2016
T20	49.5	Michael Gibson vs ASU (4-198)	2006
T20	49.5	Brandon Roberson vs TTU (2-99)	2003
23	49.4	Jeff Buffaloe vs Alabama (5-247)	1991
24	49.2	Matt Reagan vs UCF (5-246)	2009

LONGEST PUNT

RK	YDS	PLAYER VS OPPONENT	YEAR
1	85	Roland Eveland vs Washington	1950
2	79	Tom Hornsey vs Duke	2013
3	78	Jeff Fite vs Alabama	1989
4	73	Michael Gibson vs Tennessee	2006
5	72	Spencer Smith vs Cincinnati	2015
6	71	Olie Cordill vs West Texas State	1963
T7	70	Tom Hornsey vs UT Martin	2013
T7	70	Brent Sutherland vs Florida Atlantic	2007
T7	70	Michael Gibson vs Tennessee	2006
T7	70	Michael Gibson vs Marshall	2005
T7	70	Russell Richards vs Florida State	1980
T12	69	Jeff Fite vs Florida	1988
T12	69	Virgil Pearcy vs Mississippi State	1974

INDIVIDUAL SINGLE SEASON

MOST PUNTS

RK	NO.	PLAYER	YEAR
1	95	Tom Hornsey	2011
T2	80	Tom Hornsey	2010
T2	80	Hugh Owens	1978
T2	80	Russell Richards	1980
T5	78	Ben Graves	2000
T5	78	Stan Weaver	1983
7	77	Arthur Franklin	1986
T8	73	Drew Pairamore	1996
T8	73	Jeff Fite	1990
10	71	Hugh Owens	1979
11	70	Drew Pairamore	1994
12	68	Mike Coughlin	1995
13	67	Jim Cande	1999
T14	65	James Gaither	2001
T14	65	Jeff Fite	1989
T14	65	Durwood Gordon	1968

MOST YARDS PUNTED

RK	YDS	PLAYER	YEAR
1	3,993	Tom Hornsey	2011
2	3,416	Tom Hornsey	2010
3	3,125	Ben Graves	2000
4	3,117	Hugh Owens	1978
5	3,049	Stan Weaver	1983
6	3,048	Russell Richards	1980
7	3,040	Jeff Fite	1990
8	2,928	Arthur Franklin	1986
9	2,868	Matt Reagan	2009
10	2,817	Drew Pairamore	1996
11	2,808	Jim Cande	1999
12	2,800	Tom Hornsey	2013
13	2,718	James Gaither	2001
14	2,710	Drew Pairamore	1994



TOM HORNSEY
2010-13

PUNTING RECORDS

HIGHEST PUNTING AVERAGE (MIN. 25 PUNTS)

RK	AVG	PLAYER	YEAR
1	47.2	Spencer Smith	2015
2	45.5	Matt Reagan	2009
3	45.2	Tom Hornsey	2013
4	45.1	Spencer Smith	2016
T5	44.6	Jeff Buffaloe	1992
T5	44.6	Michael Gibson	2005
7	43.4	Tom Hornsey	2012
8	43.1	Michael Gibson	2006
9	42.7	Tom Hornsey	2010
10	42.6	Walt Stephens	1984
11	42.3	Jeff Buffaloe	1991
12	42.0	Tom Hornsey	2011
13	41.9	Jim Cande	1999
T14	41.6	Jim Cande	1998
T14	41.6	Jeff Fite	1990
16	41.3	Olie Cordill	1963
17	41.0	Jeff Fite	1989
18	40.9	Brent Sutherland	2008
19	40.7	Brent Sutherland	2007
20	40.6	James Gaither	2001
T21	40.3	Spencer Smith	2014
T21	40.3	James Gaither	2002
23	40.2	Drew Pairamore	1997
24	40.1	Ben Graves	2000
T25	40.0	Jeff Fite	1988
T25	40.0	Paul Parrish	1959

CAREER

MOST PUNTS

RK	NO.	PLAYER	YEARS
1	297	Tom Hornsey	2010-13
2	247	Jeff Fite	1987-90
3	246	Hugh Owens	1976-79
4	206	Drew Pairamore	1994-97
5	192	Stan Weaver	1980-83
6	160	Paul Wilson	1969-72
7	146	Spencer Smith	2014-
8	141	Arthur Franklin	1985-86
9	128	Bob Baxter	1965-67
10	118	Ben Graves	1998-00
11	111	Durwood Gordon	1968-69
12	104	Brent Sutherland	2007-08
13	102	Jeff Buffaloe	1991-92
14	101	Michael Gibson	2005-06

MOST YARDS PUNTED

RK	YDS	PLAYER	YEARS
1	12,815	Tom Hornsey	2010-13
2	9,939	Jeff Fite	1987-90
3	9,305	Hugh Owens	1976-79
4	8,057	Drew Pairamore	1994-97
5	7,374	Stan Weaver	1980-83
6	6,393	Spencer Smith	2014-
7	6,367	Paul Wilson	1969-72
8	5,408	Arthur Franklin	1985-86
9	4,676	Ben Graves	1998-2000
10	4,632	Bob Baxter	1965-67
11	4,444	Michael Gibson	2005-06
12	4,433	Jeff Buffaloe	1991-92
13	4,242	Brent Sutherland	2007-08
14	4,057	Jim Cande	1997-99
15	4,035	Durwood Gordon	1968-69

HIGHEST PUNTING AVERAGE (MIN. 80 PUNTS)

RK	AVG	PLAYER	YEARS
1	44.0	Michael Gibson	2005-06
2	43.8	Spencer Smith	2014-
3	43.5	Jeff Buffaloe	1991-92
4	43.1	Tom Hornsey	2010-13
5	41.8	Jim Cande	1997-99
6	40.8	Brent Sutherland	2007-08
7	40.2	Jeff Fite	1987-90
8	39.8	Paul Wilson	1969-72
T9	39.6	Ben Graves	1998-2000
T9	39.6	Olie Cordill	1963-65
11	39.1	Drew Pairamore	1994-97
T12	38.4	Stan Weaver	1980-83
T12	38.4	Arthur Franklin	1985-86

TEAM SINGLE GAME

MOST PUNTS

RK	NO.	OPPONENT	YEAR
1	13	vs Texas A&M	1979
T2	12	vs SMU	2011
T2	12	vs Michigan	1995
T2	12	vs Southwestern Louisiana	1986
T2	12	vs Texas A&M	1978
T2	12	vs South Carolina	1972
T7	11	vs Southern Miss	2011
T7	11	vs Ole Miss	1999
T7	11	vs Mississippi State	2000
T7	11	vs Houston	1978
T7	11	vs West Texas State	1968

MOST YARDS PUNTED

RK	YDS	OPPONENT	YEAR
1	492	vs Texas A&M	1979
2	475	vs SMU	2011
T3	471	vs Rice	2011
T3	471	vs Southern Miss	2011
T5	450	vs UTEP	2005
T5	450	vs Southern Miss	2001
7	442	vs Mississippi State	2000
8	438	vs Mississippi State	2010
9	433	vs Texas A&M	1978
10	423	vs Houston	1978
11	421	vs Vanderbilt	1982
12	419	vs Louisville	2010
13	417	vs Middle Tennessee	2010
T14	416	vs Middle Tennessee	2009
T14	416	vs South Carolina	1972

FEWEST YARDS PUNTED

RK	YDS	OPPONENT	YEAR
1	11	vs Southern Miss	1977

HIGHEST PUNTING AVERAGE (MIN. 2 PUNTS)

RK	AVG	OPPONENT	YEAR
1	53.5	vs Marshall	2009
2	53.0	vs Rice	2007
3	52.7	vs Cincinnati	2015
4	52.7	vs Tulane	2012
5	52.5	vs UAB	2005
6	52.3	vs Army	2001
7	52.0	vs Houston	2004
8	51.7	at Houston	2013
T9	51.0	vs Austin Peay	2014
T9	51.0	vs East Carolina	2009
11	50.9	vs Tennessee	2006
12	50.5	at Kansas	2015

HIGHEST PUNTING AVERAGE (MIN. 2 PUNTS)

RK	AVG	OPPONENT	YEAR
13	50.3	vs Louisville	1992

LOWEST PUNTING AVERAGE

RK	AVG	OPPONENT	YEAR
1	11.0	vs Southern Miss	1977

TEAM SINGLE SEASON

MOST PUNTS

RK	NO.	YEAR
1	95	2011
2	81	1980
T3	80	2010, 1978
5	79	1983
6	78	2000
T7	77	1986, 1981
9	74	2014
T10	73	1996, 1990

FEWEST PUNTS

RK	NO.	YEAR
1	29	1962

MOST YARDS PUNTED

RK	YDS	YEAR
1	3,993	2011
2	3,416	2010
3	3,125	2000
4	3,117	1978
5	3,049	1983
6	3,048	1980
7	3,040	1990
8	2,928	1986
9	2,896	2009
10	2,873	1994

FEWEST YARDS PUNTED

RK	YDS	YEAR
1	985	1962

HIGHEST PUNTING AVERAGE

RK	AVG	YEAR
1	44.6	2009
2	44.5	2015
3	44.4	2013
4	44.3	2005
5	43.6	2016
6	43.3	1992
T7	42.7	2012, 2010
9	42.3	2006
10	42.0	2011
11	41.0	2008
T12	40.2	1997, 1988, 1963

LOWEST PUNTING AVERAGE

RK	AVG	YEAR
1	33.9	1962

PUNTING RECORDS

YEAR-BY-YEAR PUNTING LEADERS

YEAR	PLAYER	NO.	YDS	AVG
1956	Andy Nelson	31	1,118	36.1
1957	Frank Talerico	31	1,156	37.3
1959	Paul Parrish	25	1,000	40.0
1960	Paul Parrish	32	1,183	37.0
1961	Russell Vollmer	31	1,120	36.1
1962	Russell Vollmer	28	958	34.2
1963	Ollie Cordill	22	908	41.3
1964	Ollie Cordill	29	1,106	38.0
1965	Bob Baxter	36	1,246	34.6
1966	Bob Baxter	54	1,977	36.5
1967	Bob Baxter	38	1,409	37.0
1968	Durwood Gordon	65	2,471	38.1
1969	Durwood Gordon	46	1,564	34.0
1970	Paul Wilson	47	1,835	39.0
1971	Paul Wilson	51	1,999	39.2
1972	Paul Wilson	62	2,533	37.3
1973	Mike Fuhrman	40	1,407	35.2
1974	Virgil Pearcy	39	1,476	37.8
1975	Mike Fuhrman	41	1,508	36.7
1976	Hugh Owens	40	1,483	37.1
1977	Hugh Owens	55	2,031	36.9
1978	Hugh Owens	80	3,117	39.0
1979	Hugh Owens	71	2,674	37.6
1980	Russell Richards	80	3,046	38.1
1981	Stan Weaver	55	2,025	36.8
1982	Stan Weaver	59	2,300	38.9
1983	Stan Weaver	78	3,049	39.1
1984	Wally Hatfield	42	1,572	37.4
1985	Arthur Franklin	64	2,480	38.8
1986	Arthur Franklin	77	2,928	38.0

YEAR-BY-YEAR PUNTING LEADERS

YEAR	PLAYER	NO.	YDS	AVG
1987	Jeff Fite	51	1,913	37.5
1988	Jeff Fite	58	2,319	40.0
1989	Jeff Fite	65	2,667	41.0
1990	Jeff Fite	73	3,040	41.6
1991	Jeff Buffaloe	50	2,116	42.3
1992	Jeff Buffaloe	52	2,317	44.6
1993	Andy McWilliams	41	1,485	36.2
1994	Drew Pairamore	70	2,710	38.7
1995	Mike Coughlin	68	2,543	37.4
1996	Drew Pairamore	73	2,817	38.6
1997	Drew Pairamore	63	2,530	40.2
1998	Jim Cande	30	1,249	41.6
1999	Jim Cande	67	2,808	41.9
2000	Ben Graves	78	3,125	40.1
2001	James Gaither	67	2,718	40.6
2002	James Gaither	35	1,411	40.3
2003	Brandon Roberson	50	1,975	39.5
2004	Danny Wimprine	22	808	36.7
2005	Michael Gibson	59	2,632	44.6
2006	Michael Gibson	42	1,812	43.1
2007	Brent Sutherland	52	2,115	40.7
2008	Brent Sutherland	52	2,127	40.9
2009	Matt Reagan	63	2,868	45.5
2010	Tom Hornsey	80	3,416	42.7
2011	Tom Hornsey	95	3,993	42.0
2012	Tom Hornsey	60	2,606	43.4
2013	Tom Hornsey	62	2,800	45.2
2014	Spencer Smith	58	2,335	40.3
2015	Spencer Smith	43	2,030	47.2
2016	Spencer Smith	45	2,028	45.1

CAREER PUNTING LEADERS

RK	PLAYER	YEARS	NO.	YDS	AVG
1	Tom Hornsey	2010-13	297	12,815	43.1
2	Jeff Fite	1987-90	247	9,939	40.2
3	Hugh Owens	1976-79	245	9,305	37.9
4	Drew Pairamore	1994-97	206	8,057	39.1
5	Stan Weaver	1980-83	192	7,374	38.4
6	Spencer Smith	2014-	146	6,393	43.8
7	Paul Wilson	1969-72	160	6,367	39.8
8	Arthur Franklin	1985-86	141	5,408	38.4
9	Ben Graves	1998-00	118	4,676	39.6
10	Bob Baxter	1965-67	128	4,632	36.2
11	Michael Gibson	2005-06	101	4,444	44.0
12	Jeff Buffaloe	1991-92	102	4,433	43.5
13	Brent Sutherland	2007-08	104	4,242	40.8
14	James Gaither	2001-02	102	4,129	40.4
15	Jim Cande	1997-99	97	4,057	41.8

KICKING RECORDS

INDIVIDUAL SINGLE GAME

MOST POINTS KICKING

RK	PTS	PLAYER VS OPPONENT	YEAR
1	18	Ryan White vs UAB	1999
2	17	Stephen Gostkowski vs Arkansas St.	2004
T3	16	Jake Elliott vs Tulsa	2014
T3	16	Ryan White vs Cincinnati	1998
T5	15	Jake Elliott at SMU	2016
T5	15	Jake Elliott at Houston	2013
T7	14	Jake Elliott at Bowling Green	2015
T7	14	Stephen Gostkowski vs Marshall	2005
T7	14	Stephen Gostkowski vs Ole Miss	2003
T7	14	Joe Allison vs Tulane	1992
T11	13	Jake Elliott vs Kansas	2016
T11	13	Jake Elliott at Kansas	2015
T11	13	Jake Elliott vs Ole Miss	2015
T11	13	Jake Elliott vs Tulane	2015
T11	13	Jake Elliott vs BYU	2014
T11	13	Matt Reagan vs UAB	2007
T11	13	Matt Reagan vs SMU	2007
T11	13	Stephen Gostkowski vs Louisville	2004
T11	13	Ryan White vs Arkansas State	2000
T11	13	Don Glosson vs Ole Miss	1983
T11	13	Rusty Bennett vs North Texas	1977

MOST PAT ATTEMPTED

RK	ATT	PLAYER VS OPPONENT	YEAR
1	11	Jake Elliott vs Bowling Green	2016
T2	9	Jake Elliott vs SMU	2015
T2	9	Jake Elliott at Tulsa	2015
T2	9	Jake Elliott vs Missouri State	2015
T2	9	Jake Elliott vs Arkansas State	2015

MOST PAT ATTEMPTED

RK	ATT	PLAYER VS OPPONENT	YEAR
T2	9	Jake Elliott vs Austin Peay	2014
T2	9	Pete Weeks vs Louisville	1969
T7	8	Joe Allison vs Tulane	1992
T7	8	Jack Carter vs Hardin-Simmons	1961
T9	7	Jake Elliott at Kansas	2015
T9	7	Jake Elliott vs BYU	2014
T9	7	Matt Reagan vs SMU	2007
T9	7	Stephen Gostkowski vs Chattanooga	2005
T9	7	Stephen Gostkowski vs Chattanooga	2004
T9	7	Stephen Gostkowski vs Tulane	2004
T9	7	W.D. Weeks vs Wichita State	1970
T9	7	Roger Carter vs Cincinnati	1972
T9	7	Hal McGeorge vs Virginia Tech	1973
T9	7	Ryan White vs Houston	2001

MOST PAT MADE

RK	PAT	PLAYER VS OPPONENT	YEAR
1	11	Jake Elliott vs Bowling Green	2016
T2	9	Jake Elliott vs SMU	2015
T2	9	Jake Elliott at Tulsa	2015
T2	9	Jake Elliott vs Missouri State	2015
T2	9	Jake Elliott vs Austin Peay	2014
T2	9	Pete Weeks vs Louisville	1969
T7	8	Joe Allison vs Tulane	1992
T7	8	Jack Carter vs Hardin-Simmons	1961
T9	7	Jake Elliott at Kansas	2015
T9	7	Matt Reagan vs SMU	2007
T9	7	Stephen Gostkowski vs Chattanooga	2005
T9	7	Stephen Gostkowski vs Chattanooga	2004
T9	7	Stephen Gostkowski vs Tulane	2004
T9	7	Pete Weeks vs Wichita State	1970

KICKING RECORDS

MOST PAT MADE

RK	PAT	PLAYER VS OPPONENT	YEAR
T9	7	Roger Carter vs Cincinnati	1972
T9	7	Hal McGeorge vs Virginia Tech	1973
T9	7	Ryan White vs Houston	2001

MOST FIELD GOALS MADE IN A HALF

RK	FGS	PLAYER VS OPPONENT	YEAR
1	4	Ryan White vs UAB	1999

MOST FIELD GOALS ATTEMPTED

RK	ATT	PLAYER VS OPPONENT	YEAR
1	6	Ryan White vs UAB	1999
T2	5	Jake Elliott at Temple	2015
T2	5	Jake Elliott vs Tulsa	2014
T2	5	Jake Elliott at Houston	2013
T5	4	Jake Elliott vs Kansas	2016
T5	4	Jake Elliott vs Tulane	2015
T5	4	Jake Elliott at Cincinnati	2014
T5	4	Matt Reagan vs Southern Miss	2009
T5	4	Matt Reagan vs Rice	2007
T5	4	Matt Reagan vs UAB	2007
T5	4	Matt Reagan vs UAB	2006
T5	4	Matt Reagan vs Houston	2006
T5	4	Stephen Gostkowski vs Marshall	2005
T5	4	Stephen Gostkowski vs East Carolina	2005
T5	4	Stephen Gostkowski vs Arkansas St.	2004
T5	4	Stephen Gostkowski vs TTU	2003
T5	4	Ryan White vs Arkansas State	2000
T5	4	Ryan White vs Cincinnati	1998
T5	4	Joe Allison vs Ole Miss	1992
T5	4	Rusty Bennett vs North Texas	1977

MOST FIELD GOALS MADE

RK	ATT	PLAYER VS OPPONENT	YEAR
T1	5	Jake Elliott at Houston	2013
T1	5	Ryan White vs UAB	1999
T1	5	Ryan White vs UAB	1999
T4	4	Jake Elliott at Temple	2015
T4	4	Jake Elliott vs Tulsa	2014
T4	4	Matt Reagan vs UAB	2006
T4	4	Matt Reagan vs Houston	2006
T4	4	Stephen Gostkowski vs Marshall	2005
T4	4	Stephen Gostkowski vs Arkansas St.	2004
T4	4	Ryan White vs Arkansas State	2000
T4	4	Ryan White vs Cincinnati	1998
T4	4	Joe Allison vs Ole Miss	1992
T4	4	Rusty Bennett vs North Texas	1977

LONGEST FIELD GOAL MADE

RK	ATT	PLAYER VS OPPONENT	YEAR
1	56	Jake Elliott at USF	2013
2	54	Jake Elliott vs BYU	2014
T3	53	Jake Elliott vs Auburn	2015
T3	53	Jake Elliott vs Tulsa	2014
T3	53	Stephen Gostkowski vs Marshall	2005
T6	52	Jake Elliott at Bowling Green	2015
T6	52	Jake Elliott vs SMU	2013
T6	52	Ryan White vs Cincinnati	1998
T6	52	Luis Tejeda vs Ole Miss	1994
T6	52	Don Glosson vs Florida State	1985
T11	51	Jake Elliott vs Tulsa	2014
T11	51	Paulo Henriques vs UAB	2012
T11	51	Stephen Gostkowski vs East Carolina	2005
T11	51	Joe Allison vs Ole Miss	1992
T11	51	Joe Allison vs Arkansas	1992
T11	51	Joe Allison vs East Carolina	1990
T11	51	Don Glosson vs Georgia	1984
T11	51	Thomas Ingles vs Ole Miss	1982

INDIVIDUAL SINGLE SEASON

MOST PAT MADE

RK	NO.	PLAYER	YEAR
1	63	Jake Elliott	2015
2	58	Jake Elliott	2016
3	57	Jake Elliott	2014
4	48	Stephen Gostkowski	2004
5	44	Stephen Gostkowski	2003
6	42	John Cobb	1949
7	38	Jack Carter	1961
8	37	Pete Weeks	1969
9	36	Ryan White	2001
T10	35	Matt Reagan	2007
T10	35	Stephen Gostkowski	2005

MOST PAT ATTEMPTED

RK	NO.	PLAYER	YEAR
1	63	Jake Elliott	2015
2	58	Jake Elliott	2016
3	57	Jake Elliott	2014
4	49	Stephen Gostkowski	2004
5	44	Stephen Gostkowski	2003
6	43	Jack Carter	1961
7	42	Pete Weeks	1969
8	38	Matt Reagan	2007
9	37	Stephen Gostkowski	2002
T10	36	Ryan White	2001
T10	36	Jack Carter	1960
12	35	Stephen Gostkowski	2005

HIGHEST PAT PERCENTAGE

RK	NO.	PLAYER	YEAR
1	1,000	Jake Elliott (63x63)	2015
2	1,000	Jake Elliott (58x58)	2016
3	1,000	Jake Elliott (57x57)	2014
4	1,000	Stephen Gostkowski (44x44)	2003
5	1,000	Ryan White (36x36)	2001
6	1,000	Stephen Gostkowski (35x35)	2005
7	1,000	Joe Allison (32x32)	1992
8	1,000	Joe Allison (30x30)	1993
9	1,000	Don Glosson (29x29)	1983
T10	1,000	Ryan White (25x25)	1999
T10	1,000	Joe Allison (25x25)	1991
11	1,000	Jake Elliott (24x24)	2013
12	1,000	Ryan White (22x22)	1998

MOST CONSECUTIVE PAT MADE

RK	NO.	PLAYER	YEAR
1	202	Jake Elliott	2013-2016
2	101	Ryan White	1998-01
3	90	Joe Allison	1991-93
4	88	Stephen Gostkowski	2002-04
5	47	Stephen Gostkowski	2004-05
6	35	Matt Reagan	2008-09
7	33	Don Glosson	1984
8	32	Jack Carter	1961
9	29	Matt Reagan	2006-07
10	28	Joe Allison	1990
11	27	Matt Reagan	2007-08

KICKING RECORDS

MOST FIELD GOALS MADE

RK	FGS	PLAYER	YEAR
T1	23	Jake Elliott	2015
T1	23	Joe Allison	1992
3	22	Stephen Gostkowski	2005
T4	21	Jake Elliott	2016
T4	21	Jake Elliott	2014
6	20	Stephen Gostkowski	2004
7	19	Stephen Gostkowski	2003
T8	16	Jake Elliott	2013
T8	16	Ryan White	1998
T8	16	John Butler	1989
T11	15	Matt Reagan	2007
T11	15	Don Glosson	1984
T13	14	Paulo Henriques	2010
T13	14	John Butler	1988
T13	14	Don Glosson	1983

MOST FIELD GOALS ATTEMPTED

RK	ATT	PLAYER	YEAR
1	32	Jake Elliott	2014
2	29	Stephen Gostkowski	2003
3	28	Jake Elliott	2015
4	26	Jake Elliott	2016
T5	25	Stephen Gostkowski	2005
T5	25	Joe Allison	1992
7	24	Stephen Gostkowski	2004
8	22	Matt Reagan	2007
T9	20	John Butler	1989
T9	20	Don Glosson	1983
T9	20	Rusty Bennett	1977

HIGHEST FIELD GOAL PERCENTAGE

RK	PCT	PLAYER	YEAR
1	1.000	Ryan White (16X16)	1998
2	.920	Joe Allison (23X25)	1992

MOST CONSECUTIVE FIELD GOALS MADE

RK	ATT	PLAYER	YEAR
1	16	Ryan White	1998
2	15	Don Glosson	1984
T3	13	Stephen Gostkowski	2005
T3	13	Joe Allison	1992

MOST POINTS KICKING

RK	PTS	PLAYER	YEAR
1	132	Jake Elliott	2015
2	121	Jake Elliott	2016
3	120	Jake Elliott	2014
4	108	Stephen Gostkowski	2004
T5	101	Stephen Gostkowski	2005
T5	101	Stephen Gostkowski	2003
T5	101	Joe Allison	1992
8	80	Matt Reagan	2007
9	72	Jake Elliott	2013
10	71	Don Glosson	1983
11	70	Ryan White	1998
T12	66	Joe Allison	1993
T12	66	John Butler	1989
14	64	Matt Reagan	2009
15	63	Don Glosson	1984
16	61	Matt Reagan	2006

CAREER

MOST POINTS KICKING

RK	PTS	PLAYER	YEARS
1	445	Jake Elliott (202 PAT/81 FG)	2013-16

MOST POINTS KICKING

RK	PTS	PLAYER	YEARS
2	369	Stephen Gostkowski (159 PAT/70 FG)	2002-05
3	262	Joe Allison (109 PAT/51 FG)	1990-93
4	260	Matt Reagan (122 PAT/46 FG)	2006-09
5	248	Ryan White (101 PAT/49 FG)	1998-01
6	214	John Butler (70 PAT/48 FG)	1986-89
7	168	Don Glosson (66 PAT/34 FG)	1983-85

MOST PAT MADE

RK	PAT	PLAYER	YEARS
1	202	Jake Elliott	2013-16
2	159	Stephen Gostkowski	2002-05
3	122	Matt Reagan	2006-09
4	109	Joe Allison	1990-93
5	101	Ryan White	1998-01
6	78	Pete Weeks	1967-69
7	77	Jack Carter	1959-61
8	70	John Butler	1986-89

MOST PAT ATTEMPTED

RK	ATT	PLAYER	YEARS
1	202	Jake Elliott	2013-16
2	165	Stephen Gostkowski	2002-05
3	129	Matt Reagan	2006-09
4	111	Joe Allison	1990-93
5	101	Ryan White	1998-01
6	92	Jack Carter	1959-61
7	91	Pete Weeks	1967-69
8	74	John Butler	1986-89

HIGHEST PAT PERCENTAGE

RK	PCT	PLAYER	YEARS
T1	1.000	Jake Elliott (202x202)	2013-16
T1	1.000	Ryan White (101X101)	1998-01
3	98.2	Joe Allison (109X111)	1990-93
4	96.4	Stephen Gostkowski (159X165)	2002-05
5	96.2	Hal McGeorge (51X53)	1972-73
6	95.7	Don Glosson (66X69)	1983-85
7	95.6	Rusty Bennett (65X68)	1977-80

MOST FIELD GOALS MADE

RK	FGS	PLAYER	YEARS
1	81	Jake Elliott	2013-16
2	70	Stephen Gostkowski	2002-05
3	51	Joe Allison	1990-93
4	49	Ryan White	1998-01
5	48	John Butler	1986-89
6	46	Matt Reagan	2006-09
7	34	Don Glosson	1983-85
8	30	Rusty Bennett	1977-80

MOST FIELD GOALS ATTEMPTED

RK	ATT	PLAYER	YEARS
1	104	Jake Elliott	2013-16
2	92	Stephen Gostkowski	2002-05
3	71	Joe Allison	1990-93
4	67	Ryan White	1998-01
5	66	Matt Reagan	2006-09
6	63	John Butler	1986-89
7	51	Don Glosson	1983-85

HIGHEST FIELD GOAL PERCENTAGE

RK	ATT	PLAYER	YEARS
1	77.9	Jake Elliott (81X104)	2013-16
2	76.2	John Butler (48X63)	1986-89
3	76.1	Stephen Gostkowski (70X92)	2002-05
4	73.1	Ryan White (49X67)	1998-01
5	71.8	Joe Allison (51X71)	1990-93

HIGHEST FIELD GOAL PERCENTAGE

RK	ATT	PLAYER	YEARS
6	69.7	Matt Reagan (46X66)	2006-09
7	66.7	Don Glosson (34X51)	1983-85

TEAM SINGLE GAME

MOST EXTRA POINTS

RK	EP	OPPONENT	YEAR
1	11	vs Bowling Green	2016
T2	9	vs Austin Peay	2014
T2	9	vs Louisville	1969
T2	9	vs. Missouri State	2015
T2	9	vs. Tulsa	2015
T2	9	vs. SMU	2015
T7	8	vs Chattanoogaoga	2005
T7	8	vs Tulane	1992
T9	7	vs BYU	2014
T9	7	vs SMU	2007
T9	7	vs Chattanoogaoga	2004
T9	7	vs Tulane	2004
T9	7	vs Houston	2001
T9	7	vs Virginia Tech	1973
T9	7	vs Wichita State	1972
T9	7	vs Cincinnati	1972
T9	7	vs Louisville	1962
T9	7	vs. Kansas	2015
T9	7	vs. Cincinnati	2015

MOST FIELD GOALS MADE

RK	FGS	OPPONENT	YEAR
T1	5	at Houston	2013
T1	5	vs UAB	1999
T3	4	vs Tulsa	2014
T3	4	vs UAB	2007
T3	4	vs Marshall	2005
T3	4	vs Arkansas State	2004
T3	4	vs Cincinnati	1998
T3	4	vs Ole Miss	1992
T3	4	vs North Texas State	1976
T3	4	vs. Cincinnati	2015
T5	4	vs. Temple	2015
T9	3	27 times; last vs. Tulane	2015

MOST FIELD GOALS ATTEMPTED

RK	ATT	OPPONENT	YEAR
T1	6	vs UAB	1999
T1	6	vs North Texas State	1976
T3	5	vs Tulsa	2014
T3	5	at Houston	2013
T3	5	vs. Cincinnati	2015
T3	5	vs. Temple	2015
T5	4	15 times; last vs. Tulane	2015

TEAM SINGLE SEASON

MOST EXTRA POINTS

RK	EP	YEAR
1	63	2015
T2	58	2016, 2014
4	48	2004
5	44	2003
6	41	2008
7	40	1961
8	39	1969
9	37	2007
T10	36	2012, 2005, 2001

KICKING RECORDS

MOST FIELD GOALS MADE

RK	FGS	YEAR
T1	23	2015, 1992
3	22	2005
T4	21	2016, 2014
6	20	2004
7	19	2003
8	17	2007
9	16	2013
T10	15	2006, 1994, 1984

FEWEST FIELD GOALS MADE

RK	FGS	YEAR
1	0	1958

MOST FIELD GOALS ATTEMPTED

RK	FGS	YEAR
1	32	2014
T2	28	2003, 2015
4	26	2016
T5	25	2007, 2005, 1992
8	24	2004
9	22	2006
10	21	1994
T11	20	1983, 1977

FEWEST FIELD GOALS ATTEMPTED

RK	FGS	YEAR
T1	8	1978
T1	8	1968

MOST CONSECUTIVE FIELD GOALS MADE

RK	FGS	YEAR
T1	16	1998-99
T1	16	1983-84
3	13	2005
T4	11	2013, 1992

YEAR-BY-YEAR FG LEADERS

YEAR	PLAYER	ATT	MADE	LG
1957	Robert Lyles	NA	1	NA
1960	Jack Carter	3	2	NA
1961	Jack Carter	2	1	NA
1963	Billy Fletcher	NA	3	NA
1964	Billy Fletcher	NA	7	NA
1965	Billy Fletcher	NA	3	NA
1966	Larry Groce	NA	1	NA
1967	Wood Stevens	NA	2	NA
1968	Pete Weeks	NA	5	NA
1969	Pete Weeks	10	5	NA
1970	Pete Weeks	NA	2	NA
1971	Neil Purdie	NA	6	NA
1972	Neil Purdie	NA	4	NA
1973	Hal McGeorge	NA	9	34
1974	Bobby Williams	NA	9	37
1975	Bobby Williams	NA	5	36
1976	Bobby Williams	NA	3	9
1977	Rusty Bennett	20	13	45
1978	Rusty Bennett	7	4	38
1979	Rusty Bennett	10	5	49
1980	Rusty Bennett	13	8	46
1981	Gregg Haus	8	5	37
1982	Tomas Ingles	14	7	51
1983	Don Glosson	20	14	50
1984	Don Glosson	16	15	50
1985	Don Glosson	13	5	51
1986	John Butler	9	7	46
1987	John Butler	15	11	47
1988	John Butler	19	14	44
1989	John Butler	20	16	48
1990	Joe Allison	15	10	52
1991	Joe Allison	13	6	43
1992	Joe Allison	25	23	51
1993	Joe Allison	18	12	47
1994	Luis Tejada	17	13	52

YEAR-BY-YEAR FG LEADERS

YEAR	PLAYER	ATT	MADE	LG
1995	Jimmy Keith	8	5	44
1996	Ted Lane	18	12	45
1997	Jim Cande	9	6	42
1998	Ryan White	16	16	52
1999	Ryan White	13	19	47
2000	Ryan White	12	18	47
2001	Ryan White	14	8	45
2002	S. Gostkowski	14	9	50
2003	S. Gostkowski	28	19	45
2004	S. Gostkowski	24	20	49
2005	S. Gostkowski	25	22	53
2006	Matt Reagan	17	12	42
2007	Matt Reagan	15	22	38
2008	Matt Reagan	11	8	44
2009	Matt Reagan	16	11	48
2010	Paulo Henriques	18	14	47
2011	Paulo Henriques	15	8	50
2012	Paulo Henriques	9	4	51
2013	Jake Elliott	18	16	56
2014	Jake Elliott	32	21	54
2015	Jake Elliott	28	23	53
2016	Jake Elliott	26	21	50

CAREER FIELD GOAL LEADERS

RK	PLAYER	YEARS	MADE-ATT
1	Jake Elliott	2013-16	81 X 104
2	Stephen Gostkowski	2002-05	70 X 92
3	Joe Allison	1990-93	51 X 71
4	Ryan White	1998-2001	49 X 67
5	John Butler	1986-89	48 X 63
6	Matt Reagan	2006-09	46 X 66
7	Don Glosson	1983-85	34 X 51
8	Rusty Bennett	1977-80	30 X 50
9	Paulo Henriques	2009-12	26 X 42

KICKOFF RETURN RECORDS

INDIVIDUAL SINGLE GAME

KICKOFF RETURNS

RK	RET	PLAYER VS OPPONENT	YEAR
1	9	Marcus Hightower vs Houston	2009
T2	8	D.A. Griffin vs Houston	2010
T2	8	Michael Grandberry vs UCF	2007
T2	8	Michael Grandberry vs FAU	2007
T2	8	Antoine Harden vs Tennessee	2001
T6	7	Curtis Johnson vs UAB	2011
T6	7	Billy Foster vs Mississippi State	2010
T6	7	Billy Foster vs East Carolina	2010
T6	7	Michael Grandberry vs Rice	2008
T6	7	Michael Grandberry vs Arkansas St.	2007
T6	7	Michael Grandberry vs SMU	2007
T6	7	Chris Kelley vs Cincinnati	2004

MOST KICKOFF RETURN YARDS

RK	YDS	PLAYER VS OPPONENT	YEAR
1	177	Joe Craig at Connecticut	2013
2	174	Tony Pollard vs. USF	2016
3	169	Marcus Hightower vs Houston	2009
4	168	Michael Grandberry vs USM	2007
5	167	Jerry Harris vs Southern Miss	1983
6	163	Xavier Crawford vs Missouri	1991
7	162	Curtis Johnson vs UAB	2011
8	161	Tony Pollard vs Tulsa	2016
T9	160	Billy Foster vs Mississippi State	2010

MOST KICKOFF RETURN YARDS

RK	YDS	PLAYER VS OPPONENT	YEAR
T9	160	Michael Grandberry vs UCF	2007
T9	160	Antoine Harden vs Tennessee	2001
12	157	P.T. Jones vs Tulane	1997
13	153	Michael Grandberry vs FAU	2007
T14	152	DeAngelo Williams vs Cincinnati	2002
T14	152	Mac Cody vs Cincinnati	1993
T14	152	Charles Wilson vs Tulane	1988
17	146	Dornell Harris vs Drake	1972
T18	145	D.A. Griffin vs Houston	2010
T18	145	Michael Grandberry vs SMU	2007
T18	145	Chris Kelley vs Cincinnati	2004
T21	141	Tony Pollard vs Temple	2016
T21	141	Keith Cobb vs East Carolina	1996
T21	141	Nick Pappas vs Houston	1967

HIGHEST KICKOFF RETURN AVG. (MIN. 3 RET.)

RK	AVG	PLAYER VS OPPONENT	YEAR
1	44.3	Tony Pollard at Navy (3-134)	2016
2	43.7	Bobby McCain vs Duke (3-131)	1982
3	41.8	Jerry Harris vs Southern Miss (4-167)	2013
4	38.0	Charles Wilson vs Tulane (4-152)	1988
5	36.0	Tony Pollard vs USF (7-174)	2016
T6	35.3	Tony Pollard vs Temple (4-141)	2016
T6	35.3	Nick Pappas vs Houston (4-141)	1967
7	32.6	Xavier Crawford vs Missouri (5-163)	1991
8	32.3	Joseph Doss vs Akron (3-97)	2005
7	31.8	Chris Hobbs vs East Carolina (4-127)	2009

HIGHEST KICKOFF RETURN AVG. (MIN. 3 RET.)

RK	AVG	PLAYER VS OPPONENT	YEAR
8	31.4	P.T. Jones vs Tulane (5-157)	1997
9	31.3	Michael Grandberry vs USM (3-94)	2006
10	31.0	Michael Grandberry vs Tulane (4-124)	2007
11	30.4	Mac Cody vs Cincinnati (5-152)	1993

MOST KICKOFF RETURN TD

RK	TD	PLAYER VS OPPONENT	YEAR
T1	1	Darrell Henderson at SMU (99)	2016
T1	1	Tony Pollard at Navy (100)	2016
T1	1	Tony Pollard vs Temple (95)	2016
T1	1	Kevin Cobb vs Tennessee (95)	1996
T1	1	Mac Cody vs Cincinnati (89)	1993
T1	1	Charles Wilson vs Tulane (97)	1988
T1	1	Jerry Harris vs Southern Miss (98)	1983
T1	1	Charles Greenhill vs Cincinnati (69)	1983
T1	1	Terrell Middleton vs North Texas (96)	1975
T1	1	Stan Davis vs Cincinnati (94)	1972
T1	1	Nick Pappas vs Ole Miss (93)	1967
T1	1	Billy Fletcher vs Houston (82)	1963
T1	1	Billy Russell vs Tennessee Tech	1954
T1	1	Frank Mawyer vs UT Chattanooga (95)	1950
T1	1	Paul Haynes vs NATTC	1947

LONGEST KICKOFF RETURN

RK	YDS	PLAYER VS OPPONENT	YEAR
1	100	Tony Pollard at Navy (TD)	2016
2	99	Darrell Henderson at SMU (TD)	2016

KICKOFF RETURN RECORDS

LONGEST KICKOFF RETURN

RK	YDS	PLAYER VS OPPONENT	YEAR
3	98	Jerry Harris vs Southern Miss	1983
4	97	Charles Wilson vs Tulane	1988
5	96	Terdell Middleton vs North Texas	1975
T6	95	Tony Pollard vs Temple	2016
T6	95	Bobby McCain vs Duke	2012
T6	95	Kevin Cobb vs Tennessee	1996
T6	95	Frank Mawyer vs Chattanooga	1950
T6	95	Keith White vs Arkansas State	1948
11	94	Stan Davis vs Cincinnati	1972
T12	93	Nick Pappas vs Ole Miss	1967
T12	93	Preston Watts vs Troy State	1940

INDIVIDUAL SINGLE SEASON

MOST KICKOFF RETURNS

RK	RET	PLAYER	YEAR
1	59	Michael Grandberry	2007
2	39	D.A. Griffin	2010
3	38	Tony Pollard	2016
4	31	Michael Grandberry	2008
5	30	Charles Wilson	1988
T6	28	Bobby McCain	2012
T6	28	Reginald Jones	1989
8	27	Joe Craig	2013
9	26	Antoine Harden	2002
10	25	Antoine Harden	2001
T11	24	Marcus Hightower	2009
T11	24	William Arnold	1987
T11	24	Curtis Johnson	2011

MOST KICKOFF RETURN YARDS

RK	YDS	PLAYER	YEAR
1	1,286	Michael Grandberry	2007
2	1,068	Tony Pollard	2016
3	748	D.A. Griffin	2010
4	735	Charles Wilson	1988
5	724	Joe Craig	2013
6	721	Bobby McCain	2012
7	622	Reginald Jones	1989
8	588	Jae'Lon Oglesby	2015
9	575	Michael Grandberry	2008
10	555	William Arnold	1987

HIGHEST KICKOFF RETURN AVERAGE

RK	AVG	PLAYER	YEAR
1	33.0	Mac Cody	1993
2	31.0	Nick Pappas	1967
3	30.2	John Martin	1992
4	28.9	Bobby Ward	1973
5	28.1	Tony Pollard	2016
6	27.5	Xavier Crawford	1991
7	27.4	Bobby Ward	1974

MOST KICKOFF RETURN TD

RK	TD	PLAYER	YEAR
1	2	Tony Pollard	2016
T2	1	Darrell Henderson	2016
T2	1	Kevin Cobb vs Tennessee	1996
T2	1	Mac Cody vs Cincinnati	1993
T2	1	Charles Wilson vs Tulane	1988
T2	1	Jerry Harris vs Southern Miss	1983
T2	1	Charles Greenhill vs Cincinnati	1983
T2	1	Terdell Middleton vs North Texas	1975
T2	1	Stan Davis vs Cincinnati	1972
T2	1	Nick Pappas vs Ole Miss	1967
T2	1	Billy Fletcher vs Houston	1963

MOST KICKOFF RETURN TD

RK	TD	PLAYER	YEAR
T2	1	Billy Russell vs Tennessee Tech	1954
T2	1	Frank Mawyer vs Chattanooga	1950

CAREER

KICKOFF RETURNS

RK	RET	PLAYER	YEARS
1	112	Michael Grandberry	2005-08
2	59	D.A. Griffin	2008-10
3	55	William Arnold	1987-90
4	53	Antoine Harden	2000-02
T5	47	Joe Craig	2013-14
T5	47	Jerry Harris	1983-86
7	45	Derrick Crawford	1980-83
8	42	Bobby McCain	2011-14
9	40	Dornell Harris	1971-73
T10	39	Curtis Johnson	2009-11
T10	39	Kevin Cobb	1994-97

MOST KICKOFF RETURN YARDS

RK	YDS	PLAYER	YEARS
1	2,401	Michael Grandberry	2005-08
2	1,202	William Arnold	1987-90
3	1,172	Joe Craig	2013-14
4	1,165	Jerry Harris	1983-86
5	1,162	D.A. Griffin	2008-10
6	1,085	Antoine Harden	2000-02
7	1,068	Tony Pollard	2016
8	1,061	Bobby McCain	2011-14
9	957	Derrick Crawford	1980-83
10	900	Russ Vollmer	1960-63

HIGHEST KICKOFF RETURN AVERAGE

RK	AVG	PLAYER	YEARS
1	30.0	Russ Vollmer	1960-63
2	28.1	Bobby Ward	1973-74
3	27.7	Nick Bouni	1956-59
T4	26.8	Joe Craig	2013
T4	26.8	Stan Davis	1969-71
6	25.5	Brian Davis	1994-95
T7	25.3	Bobby McCain	2011-14
T7	25.3	Quitman Spaulding	1993-95
9	24.9	Joe Craig	2013-13
10	24.8	Jerry Harris	1983-86

MOST KICKOFF RETURN TD

RK	TD	PLAYER	YEARS
1	2	Tony Pollard	2016
T2	1	Darrell Henderson	2016
T2	1	Kevin Cobb vs Tennessee	1996
T2	1	Mac Cody vs Cincinnati	1993
T2	1	Charles Wilson vs Tulane	1988
T2	1	Jerry Harris vs Southern Miss	1983
T2	1	Charles Greenhill vs Cincinnati	1983
T2	1	Terdell Middleton vs North Texas	1975
T2	1	Stan Davis vs Cincinnati	1972
T2	1	Nick Pappas vs Ole Miss	1967
T2	1	Billy Fletcher vs Houston	1963
T2	1	Stan Davis vs Cincinnati	1972

TEAM SINGLE GAME

MOST KICKOFF RETURNS

RK	RET	OPPONENT	YEAR
1	10	vs Mississippi State	2011

MOST KICKOFF RETURNS

RK	RET	OPPONENT	YEAR
T2	9	vs Houston	2010
T2	9	vs Tennessee	2009
T2	9	vs Houston	2009
T2	9	vs UCF	2007
T2	9	vs Louisville	2004
T2	9	vs Cincinnati	2002
T2	9	vs Tennessee	2001
T9	8	vs several times; last vs Cincinnati	2015

MOST KICKOFF RETURN YARDS

RK	YDS	OPPONENT	YEAR
1	214	vs UCF	2007
2	200	vs Middle Tennessee	2012
3	196	vs Cincinnati	2002
4	195	vs UAB	2011
T5	186	vs East Carolina	2007
T5	186	vs Southern Miss	1983
6	184	vs Mississippi State	2010
7	177	at Connecticut	2013
8	174	vs USF	2016
9	170	vs Mississippi State	2011
T10	169	vs Houston	2009
T10	169	vs Florida State	1979

FEWEST KICKOFF RETURN YARDS

RK	YDS	OPPONENT	YEAR
1	0	vs several opponents; last vs Austin Peay	2014

TEAM SINGLE SEASON

MOST KICKOFF RETURNS

RK	RET	YEAR
1	74	2010
2	69	2007
3	67	2011
4	66	2009
T5	57	2008, 1986
T7	50	1998, 2012
9	48	2002
T10	47	2016, 2013, 2006, 2001
14	46	2004
15	45	1988
16	44	2015

FEWEST KICKOFF RETURNS

RK	RET	YEAR
1	17	1962

MOST KICKOFF RETURN YARDS

RK	YDS	YEAR
1	1,525	2007
2	1,357	2009
3	1,351	2010
4	1,249	2016
5	1,207	2011
6	1,141	2012
7	1,111	1986
8	1,088	2013
9	1,071	1993
10	1,069	2008
11	1,025	1998
12	993	2006
13	985	2015
14	964	2002
15	954	1988

KICKOFF RETURN RECORDS

MOST KICKOFF RETURN YARDS

RK	YDS	YEAR
15	887	1972

FEWEST KICKOFF RETURN YARDS

RK	YDS	YEAR
1	388	1960

YEAR-BY-YEAR KICKOFF RETURN LEADERS

YEAR	PLAYER	NO.	YDS	TD
1956	Andy Nelson	8	183	0
1957	Bob Schmidt	7	149	0
1959	Nick Bouni	4	166	0
1960	Nick Bouni	8	159	0
1961	Russell Vollmer	10	280	0
1962	Russell Vollmer	10	302	1
1963	Russell Vollmer	9	290	1
1964	Billy Fletcher	16	389	0
1965	Bob Baxter	14	303	1
1966	Bob Baxter	19	449	0
1967	Nick Pappas	17	527	1
1968	Jay McCoy	6	215	0
1969	Stan Davis	14	361	0
1970	Gerald Tinker	17	363	0
1971	Dornell Harris	14	294	0
1972	Dornell Harris	17	404	0
1973	Bobby Ward	14	404	0
1974	Bobby Ward	16	438	0
1975	Terdell Middleton	11	231	1
1976	Ricky Rivas	21	406	0
1977	Keith Wright	17	345	0
1978	Eddie Hill	20	367	0
1979	Richard Williams	17	348	0
1980	Derrick Burroughs	12	246	0
1981	Derrick Crawford	22	467	0
1982	Derrick Crawford	7	157	0
1983	Derrick Crawford	12	247	0
1984	Jerry Harris	20	446	0
1985	Jerry Harris	15	369	0
1986	Sammy Seals	21	523	0
1987	William Arnold	24	555	0
1988	Charles Wilson	30	735	1
1989	Reginald Jones	28	622	0
1990	William Arnold	23	485	0
1991	Xavier Crawford	10	275	0
1992	John Martin	9	272	0
1993	Mac Cody	13	429	1
1994	Brian Davis	16	416	0
1995	Kevin Cobb	11	222	0
1996	Damien Dodson	19	362	0
1997	Kevin Cobb	16	342	0
1998	Keith Cobb	19	432	0
1999	Ken Coutain	11	184	0
2000	Ryan Johnson	12	219	0
2001	Antoine Harden	25	533	0
2002	Antoine Harden	26	504	0
2003	DeAngelo Williams	13	299	0
2004	LaKendus Cole	15	261	0
2005	Joe Doss	19	423	0
2006	M. Grandberry	21	517	0
2007	M. Grandberry	59	1,286	0
2008	M. Grandberry	31	575	0
2009	Marcus Hightower	24	535	0
2010	D.A. Griffin	39	748	0
2011	Curtis Johnson	24	470	0
2012	Bobby McCain	28	721	0
2013	Joe Craig	27	724	0
2014	Joe Craig	20	448	0
2015	Jae'Lon Oglesby	25	588	0
2016	Tony Pollard	38	1,068	2

CAREER KICKOFF RETURN LEADERS

RK	PLAYER	YEARS	NO.	YDS	AVG
1	Michael Grandberry	2005-08	112	2,401	21.4
2	William Arnold	1987-90	55	1,202	21.8
3	Joe Craig	2013-14	47	1,172	24.9
4	Jerry Harris	1983-86	47	1,165	24.8
5	D.A. Griffin	2008-10	59	1,162	19.7
6	Tony Pollard	2016-	38	1,068	28.1
7	Bobby McCain	2011-14	42	1,061	25.3
8	Antoine Harden	2000-02	53	1,085	20.5
9	Russ Vollmer	1960-63	29	900	30.0
10	Dornell Harris	1971-73	40	868	21.7
11	Bobby Ward	1973-74	30	842	28.1
12	Kevin Cobb	1994-97	39	837	21.2
13	DeAngelo Williams	2002-05	37	824	22.3
14	Curtis Johnson	2009-11	39	778	19.9
15	Bob Baxter	1965-67	33	752	22.8
16	Keith Wright	1974-77	36	738	20.5
17	Charles Wilson	1986-88	30	735	24.5
18	Stan Davis	1969-71	26	697	26.8
19	John Martin	1993-94	25	647	25.9
20	Brian Davis	1993-95	24	612	25.5
21	Nick Pappas	1966-67	22	594	27.0
22	Jae'Lon Oglesby	2015-16	9	588	23.5
23	P.T. Jones	1997-98	23	532	23.1
24	Sammy Seals	1985-87	21	523	24.9
25	Keith Cobb	1995-98	25	522	20.8

100-YARD KICK RETURN GAMES

MICHAEL GRANDBERRY (9)

YDS	OPPONENT	YEAR
168	vs Southern Miss	2007
160	vs UCF	2007
153	vs Florida Atlantic	2007
145	vs SMU	2007
138	vs UCF	2006
124	vs Tulane	2007
121	vs Rice	2008
118	vs UTEP	2006
111	vs Arkansas State	2007

D.A. GRIFFIN (6)

YDS	OPPONENT	YEAR
145	vs Houston	2010
128	vs Southern Miss	2010
118	vs UAB	2010
107	vs USF	2008
100	vs Marshall	2010
100	vs UCF	2010

TONY POLLARD (6)

YDS	OPPONENT	YEAR
174	vs USF	2016
161	vs Tulsa	2016
141	vs Temple	2016
134	at Navy	2016
114	at Ole Miss	2016
108	vs Houston	2016

KEITH COBB (3)

YDS	OPPONENT	YEAR
141	vs East Carolina	1998
140	vs Southern Miss	1998
136	vs Tulane	1998

BOBBY MCCAIN (3)

YDS	OPPONENT	YEAR
138	vs Middle Tennessee	2012
131	vs Duke	2012
121	vs Houston	2014

NICK PAPPAS (3)

YDS	OPPONENT	YEAR
141	vs Houston	1967
129	vs Ole Miss	1967
116	vs Utah State	1967

RICHARD WILLIAMS (3)

YDS	OPPONENT	YEAR
133	vs Florida State	1979
129	vs Ole Miss	1980
104	vs Utah Miss	1979

CHARLES WILSON (3)

YDS	OPPONENT	YEAR
152	vs Tulane	1988
130	vs Southern Miss	1988
104	vs Tulsa	1988

BOB BAXTER (2)

YDS	OPPONENT	YEAR
108	vs Ole Miss	1965
100	vs Southern Miss	1965

JOE CRAIG (2)

YDS	OPPONENT	YEAR
177	at Connecticut	2013
132	vs BYU	2014

MAC CODY (2)

YDS	OPPONENT	YEAR
152	vs Cincinnati	1993
114	vs Ole Miss	1992

JERRY HARRIS (2)

YDS	OPPONENT	YEAR
167	vs Southern Miss	1983
121	vs Alabama	1985

MARCUS HIGHTOWER (2)

YDS	OPPONENT	YEAR
169	vs Houston	2009
117	vs UAB	2009

JAE'LOM OGLESBY (2)

YDS	OPPONENT	YEAR
132	vs Cincinnati	2015
121	vs Houston	2015

DAVID BERRONG (1)

YDS	OPPONENT	YEAR
133	vs Wichita State	1968

KEVIN COBB (1)

YDS	OPPONENT	YEAR
131	vs Tennessee	1996

LAKENDUS COLE (1)

YDS	OPPONENT	YEAR
118	vs Louisville	2004

RUSSELL COPELAND (1)

YDS	OPPONENT	YEAR
108	vs Florida State	1989

KICKOFF RETURN RECORDS

DERRICK CRAWFORD (1)

YDS	OPPONENT	YEAR
111	vs Southern Miss	1981

XAVIER CRAWFORD (1)

YDS	OPPONENT	YEAR
163	vs Missouri	1997

BRIAN DAVIS (1)

YDS	OPPONENT	YEAR
115	vs Mississippi State	1995

STAN DAVIS (1)

YDS	OPPONENT	YEAR
138	vs Tennessee	1969

JOSEPH DOSS (1)

YDS	OPPONENT	YEAR
110	vs UTEP	2005

LAVARIS EDWARDS (1)

YDS	OPPONENT	YEAR
138	vs SMU	2011

TOMMY ELRED (1)

YDS	OPPONENT	YEAR
147	vs Southern Miss	1964

BILLY FLETCHER (1)

YDS	OPPONENT	YEAR
107	vs Ole Miss	1964

ANTOINE HARDEN (1)

YDS	OPPONENT	YEAR
160	vs Tennessee	2001

DORNELL HARRIS (1)

YDS	OPPONENT	YEAR
146	vs Drake	1972

EDDIE HILL (1)

YDS	OPPONENT	YEAR
107	vs Wichita State	1978

CHRIS HOBBS (1)

YDS	OPPONENT	YEAR
127	vs East Carolina	2009

CURTIS JOHNSON (1)

YDS	OPPONENT	YEAR
162	vs UAB	2011

P.T. JONES (1)

YDS	OPPONENT	YEAR
157	vs Tulane	1997

REGINALD JONES (1)

YDS	OPPONENT	YEAR
111	vs Florida	1989

CHRIS KELLEY (1)

YDS	OPPONENT	YEAR
145	vs Cincinnati	2004

JOHN MARTIN (1)

YDS	OPPONENT	YEAR
108	vs Tennessee	1992

SEAN McCANN (1)

YDS	OPPONENT	YEAR
111	vs Mississippi State	1979

ANTHONY MILLER (1)

YDS	OPPONENT	YEAR
105	vs. Navy	2015

SAMMY SEALS (1)

YDS	OPPONENT	YEAR
125	vs Tennessee	1986

LANCE SMITH (1)

YDS	OPPONENT	YEAR
121	vs Middle Tennessee	2009

RUSSELL VOLLMER (1)

YDS	OPPONENT	YEAR
108	vs Mississippi State	1963

BOBBY WARD (1)

YDS	OPPONENT	YEAR
111	vs Houston	1973

GERALD WHITE (1)

YDS	OPPONENT	YEAR
108	vs Mississippi State	1986

DeANGELO WILLIAMS (1)

YDS	OPPONENT	YEAR
152	vs Cincinnati	2002

PUNT RETURN RECORDS

INDIVIDUAL SINGLE GAME

MOST PUNT RETURNS

RK	RET	PLAYER VS OPPONENT	YEAR
1	10	Ryan Roskelly vs Tulsa	1994
2	7	Darron White vs Chattanooga	2004
T3	6	Keiwone Malone vs MTSU	2014
T3	6	Ryan Johnson vs UAB	2001
T3	6	Damien Dodson vs Houston	1997
T3	6	Russell Copeland vs Cincinnati	1992
T3	6	Jerry Harris vs Mississippi State	1985
T3	6	Keith Wright vs North Texas State	1974
T3	6	Stan Davis vs Tennessee	1969
T3	6	Bob Baxter vs Ole Miss	1965

MOST PUNT RETURN YARDS

RK	YDS	PLAYER VS OPPONENT	YEAR
1	194	Ryan Roskelly vs Tulsa	1994
2	133	David Berrong vs Wichita State	1968
3	120	Keith Wright vs North Texas State	1974
4	112	Keiwone Malone vs UAB	2012
T5	94	Damien Dodson vs Houston	1997
T5	94	Keith Wright vs Louisville	1975
T5	94	Frank Mawyer vs Chattanooga	1950
T8	92	Darron White vs Tulane	2004
T8	92	Ryan Johnson vs Cincinnati	2000
T8	92	Stan Davis vs Southern Miss	1972
T8	92	Bob Baxter vs Ole Miss	1967

HIGHEST PUNT RETURN AVERAGE

RK	AVG	PLAYER VS OPPONENT	YEAR
1	33.3	David Berrong vs Wichita State	1968
2	30.7	Bob Baxter vs Ole Miss	1967
3	30.6	Ryan Johnson vs Cincinnati	2000
4	30.0	Keith Wright vs North Texas	1974
5	28.0	Roderick Proctor vs. Missouri State	2015
6	22.4	Keiwone Malone vs UAB	2012
7	21.8	Bobby Ward vs Ole Miss	1973
8	19.4	Ryan Roskelly vs Tulsa	1994
9	18.4	Darron White vs Tulane	2004
10	17.0	Darron White vs Houston	2004

MOST PUNT RETURN TDs

RK	TD	PLAYER VS OPPONENT	YEAR
T1	1	Roderick Proctor vs. Missouri State	2015
T1	1	Darron White vs Tulane	2004
T1	1	Keith Cobb vs Southwestern La.	1995
T1	1	Ryan Roskelly vs Tulsa	1994
T1	1	Judson Flint vs Ole Miss	1978
T1	1	Judson Flint vs Louisville	1978
T1	1	Keith Wright vs Louisville	1976
T1	1	Keith Wright vs Wichita State	1976
T1	1	Keith Wright vs Louisville	1975
T1	1	Keith Wright vs North Texas	1974
T1	1	Steve Jaggard vs Tulsa	1968
T1	1	Bob Baxter vs Ole Miss	1967
T1	1	Bob Sherlag vs Wake Forest	1964
T1	1	Russell Vollmer vs Ole Miss	1962
T1	1	10 blocked punts for TD	1974

LONGEST PUNT RETURN

RK	YDS	PLAYER VS OPPONENT	YEAR
1	97	Keith Wright vs North Texas	1974
T2	94	Keith Wright vs Louisville	1975
T2	94	Frank Mawyer vs Chattanooga	1950
4	89	Billy Russell vs Tennessee Tech	1954
5	88	Russ Vollmer vs Ole Miss	1962
T6	86	Ricky Rivas vs Wichita State	1975
T6	86	Jack Carter vs Chattanooga	1961

INDIVIDUAL SINGLE SEASON

MOST PUNT RETURNS

RK	RET	PLAYER	YEAR
1	40	Ryan Roskelly	1994
T2	37	Ryan Johnson	2000
T2	37	Russell Copeland	1992
T4	36	Darron White	2002
T4	36	Ryan Johnson	2001
6	34	Keiwone Malone	2014
T7	32	Brandon McDonald	2005
T7	32	Darron White	2004
9	31	Charlie Babb	1971
10	30	Ryan Roskelly	1995

HIGHEST PUNT RETURN AVERAGE

RK	AVG	PLAYER	YEAR
1	34.1	Jack Carter	1961

PUNT RETURN RECORDS

HIGHEST PUNT RETURN AVERAGE

RK	AVG	PLAYER	YEAR
2	27.8	Keith Wright	1975
T3	20.4	Frank Talerico	1956
T3	20.4	Russ Vollmer	1962
5	18.9	Andy Nelson	1956

MOST PUNT RETURN TD

RK	TD	PLAYER	YEAR
T1	2	Judson Flint	1978
T1	2	Keith Wright	1976
T3	1	19 players tied with one	

CAREER

MOST PUNT RETURNS

RK	RET	PLAYER	YEARS
1	83	Keiwone Malone	2011-14
2	76	Ryan Johnson	1999-2001
3	70	Ryan Roskelly	1994-95
4	68	Darron White	2001-04
5	57	Keith Wright	1974-77
6	48	Anthony Parker	1979-82
7	47	Jerry Harris	1983-86
8	46	Brandon McDonald	2005-06
9	41	Charlie Babb	1969-71
10	40	Bob Baxter	1965-67

MOST PUNT RETURN YARDS

RK	YDS	PLAYER	YEARS
1	816	Keith Wright	1974-77
2	784	Ryan Johnson	1999-2001
3	720	Ryan Roskelly	1994-95
4	716	Keiwone Malone	2011-14
5	648	Darron White	2001-04
6	450	Bob Baxter	1965-67
7	376	David Berrong	1967-69
8	361	Jack Carter	1959-61
9	354	Russell Copeland	1989-92
10	314	Jerry Harris	1983-86

HIGHEST PUNT RETURN AVERAGE

RK	AVG	PLAYER	YEARS
1	20.1	Jack Carter	1959-61
T2	14.3	Keith Wright	1974-77
T2	14.3	Russ Vollmer	1960-63
4	12.3	Keiwone Malone	2012-14
5	11.9	James Thompson	1972-74
6	11.4	David Berrong	1967-69
7	10.3	Ryan Roskelly	1994-95

MOST PUNT RETURN TD

RK	TD	PLAYER	YEARS
1	4	Keith Wright	1974-77
2	2	Judson Flint	1978-79
T3	1	19 players tied with one	

TEAM SINGLE GAME

MOST PUNT RETURNS

RK	RET	OPPONENT	YEAR
1	10	vs Tulsa	1994
2	9	vs Mississippi State	1985
3	8	vs Quantico	1966
T4	7	vs Austin Peay	2014
T4	7	vs Chattanooga	2004
T4	7	vs Tennessee Tech	1962

MOST PUNT RETURNS

RK	RET	OPPONENT	YEAR
T7	6	vs several opp.; last vs. BYU	2014

MOST PUNT RETURN YARDS

RK	YDS	OPPONENT	YEAR
1	194	vs Tulsa	1994
2	138	vs UAB	2012
T3	133	vs Tulsa	1968
T3	133	vs Wichita State	1968
5	120	vs North Texas State	1974
6	112	vs Austin Peay	2014
7	97	vs Cincinnati	1972
T8	92	vs Tulane	2004
T8	92	vs Cincinnati	2000
T8	92	vs Ole Miss	1967
T8	92	vs Southern Miss	1972

FEWEST PUNT RETURN YARDS

RK	YDS	OPPONENT	YEAR
T1	-8	vs Tulsa	2010
T1	-8	vs Tulane	2003

MOST PUNT RETURN TD

RK	TDs	OPPONENT	YEAR
1	3	vs Tulsa (two on blocked punts)	1968
T1	1	20 times	

TEAM SINGLE SEASON

MOST PUNT RETURNS

RK	RET	YEAR
1	47	1994
2	44	2002
3	42	2014
4	39	2000
5	38	1971
6	36	2001
T7	35	1995, 1993
9	33	2004
10	32	2005

FEWEST PUNT RETURNS

RK	RET	YEAR
1	10	2011

MOST PUNT RETURN YARDS

RK	YDS	YEAR
1	514	1994
2	468	1992
3	408	1961
4	385	1972
5	381	1968

FEWEST PUNT RETURN YARDS

RK	YDS	YEAR
1	5	2010
2	54	1980

MOST PUNT RETURN TDs

RK	TDs	YEAR
1	3	1968
T2	2	1978, 1976, 1974

YEAR-BY-YEAR PUNT RETURN LEADERS

YEAR	PLAYER	NO.	YDS	TD
1956	Andy Nelson	10	189	0
1957	Frank Talerico	5	57	0
1959	Nick Bouni	5	73	0
1960	Nick Bouni	3	76	0
1961	Jack Carter	7	239	1
1962	Russell Vollmer	11	224	0
1963	Ollie Cordill	6	51	0
1964	Ollie Cordill	7	87	0
1965	Tommy Elred	15	149	0
1966	Bob Baxter	21	142	0
1967	Bob Baxter	19	308	1
1968	David Berrong	19	254	0
1969	David Berrong	14	122	0
1970	Charlie Babb	10	55	0
1971	Charlie Babb	31	180	0
1972	James Thompson	19	240	0
1973	Bobby Ward	15	124	0
1974	Keith Wright	13	218	1
1975	Keith Wright	7	169	1
1976	Keith Wright	16	228	2
1977	Keith Wright	21	201	0
1978	Judson Flint	19	211	2
1979	Anthony Parker	12	79	0
1980	Anthony Parker	15	53	0
1981	Anthony Parker	17	126	0
1982	Enis Jackson	10	53	0
1983	Derrick Crawford	6	59	0
1984	Jerry Harris	19	129	0
1985	Jerry Harris	27	180	0
1986	Jerry Craine	14	160	0
1987	Sammy Seals	13	67	0
1988	Mike Nettles	13	59	0
1989	Glenn Rogers, Jr.	7	69	0
1990	Glenn Rogers, Jr.	16	109	0
1991	Cliff Robinson	23	116	0
1992	Russell Copeland	37	351	0
1993	John Martin	17	152	0
1994	Ryan Roskelly	40	468	1
1995	Ryan Roskelly	30	252	0
1996	Chancy Carr	23	117	0
1997	Damien Dodson	18	218	0
1998	Damien Dodson	12	56	0
1999	Tripp Higgins	25	141	0
2000	Ryan Johnson	37	389	0
2001	Ryan Johnson	36	376	0
2002	Darron White	36	301	0
2003	Cole Hoppe	27	211	0
2004	Darron White	32	347	1
2005	Brandon McDonald	32	153	0
2006	Brandon McDonald	14	152	0
2007	Earnest Williams	13	117	0
2008	D.A. Griffin	23	190	0
2009	Chris Hobbs	10	37	0
2010	Curtis Johnson	6	6	0
2011	Keiwone Malone	2	35	0
2012	Keiwone Malone	22	261	0
2013	Keiwone Malone	25	159	0
2014	Keiwone Malone	34	261	0
2015	Roderick Proctor	19	140	1
2016	Anthony Miller	15	97	0

PUNT RETURN RECORDS

TOP PUNT RETURN PERFORMANCES

RK	YDS	NAME VS OPPONENT	YEAR
1	194	Ryan Roskelley vs Tulsa	1994
2	133	David Berrong vs Wichita St.	1968
3	120	Keith Wright vs North Texas	1974
4	112	Keiwone Malone vs UAB	2012
T5	94	Keith Wright vs Louisville	1975
T5	94	Darren White vs Tulane	1975
T5	94	Damien Dodson vs Houston	1997
T5	94	Frank Mawyer vs Chattanooga	1950
T8	92	Darron White vs Tulane	2004
T8	92	Ryan Johnson vs Cincinnati	2000
T8	92	Bob Baxter vs Ole Miss	1967
T8	92	Stan Davis vs Southern Miss	1972
12	89	Billy Russell vs Tennessee Tech	1954
13	88	Russ Vollmer vs Ole Miss	1962
T14	87	Jerry Craine vs Tennessee	1986
T14	87	Bobby Ward vs Ole Miss	1973
T16	86	Russell Copeland vs Cincinnati	1992
T16	86	Ricky Rivas vs Wichita State	1975
T16	86	Jack Carter vs Chattanooga	1961
19	84	Roderick Proctor vs. Missouri St.	2015
T20	78	Darron White vs Chattanooga	2004
T20	78	Keith Wright vs Ole Miss	1976
T20	78	James Thompson vs Tulsa	1972
T20	78	James Thompson vs Cincinnati	1972
T20	78	Steve Cacciola vs Florida State	1974
25	77	Judson Flint vs Ole Miss	1978

TOP PUNT RETURN PERFORMANCES

RK	YDS	NAME VS OPPONENT	YEAR
26	75	Judson Flint vs Louisville	1978
27	73	R. Roskelley vs Southwestern La.	1995
28	72	Bob Sherlag vs Wake Forest	1964
29	69	Keith Wright vs Louisville	1976
T30	68	Bob Baxter vs Southern Miss	1967
T30	68	Keith Wright vs North Texas	1977
32	67	Keiwone Malone vs USM	2012
33	66	Russ Vollmer vs TTU	1962
34	62	Darron White vs Ole Miss	2004
T35	60	Mac Cody vs Southern Miss	1993
T35	60	Ryan Roskelley vs Ole Miss	1994
37	58	Keiwone Malone vs Ark. State	2013
38	57	Jerry Craine vs Southern Miss	1986
39	56	Jerry Todd vs Utah State	1969
40	55	Tommy Elred vs North Texas	1965
T41	54	Earnest Williams vs UCF	2007
T41	54	Olie Cordill vs McNeese State	1964
T41	54	David Berrong vs North Texas	1969
T44	53	Keith Wright vs Utah State	1977
T44	53	Russ Vollmer vs Detroit	1962
T46	51	Darron White vs Houston	2004
T47	50	Ryan Johnson vs Tennessee	2000
T47	50	Sammy Seals vs Arkansas State	1987
T47	50	Russell Copeland vs Louisville	1992

CAREER PUNT RETURN LEADERS

RK	PLAYER	YEARS	NO.	YDS	AVG
1	Keith Wright	1974-77	57	816	14.3
2	Ryan Johnson	1999-01	76	784	10.3
3	Ryan Roskelley	1994-95	70	720	10.3
4	Keiwone Malone	2011-14	83	716	8.6
5	Darron White	2001-04	68	648	9.5
6	Bob Baxter	1965-67	40	450	11.3
7	David Berrong	1967-69	33	376	11.4
8	Jack Carter	1959-61	18	361	20.1
9	Russell Copeland	1989-92	38	354	9.5
10	Jerry Harris	1983-86	47	314	6.7
11	Brandon McDonald	2005-06	46	305	6.6
12	Damien Dodson	1996-99	35	295	8.4
13	Anthony Parker	1979-82	48	290	6.0
14	Anthony Carter	1979-82	12	272	22.6
15	James Thompson	1972-74	22	269	12.2
16	Russell Vollmer	1960-63	17	258	15.2
17	Charlie Babb	1969-71	41	235	5.7
18	Tommy Elred	1964-66	23	224	9.7
19	Judson Flint	1977-78	19	211	11.1
20	D.A. Griffin	2008-10	33	209	6.3

DEFENSE RECORDS

INDIVIDUAL SINGLE GAME

MOST SOLO TACKLES

RK	NO.	PLAYER VS OPPONENT	YEAR
1	19	Pete Scatamacchia vs Louisville	1979
2	16	Alex Dees vs Southern Miss	1968
T3	15	Jamon Hughes vs Southern Miss	2010
T3	15	Dave Pawlik vs San Jose State	1971
T5	14	Shareef White vs Auburn	2015
T5	14	Jamon Hughes vs UAB	2010
T5	14	Todd Ondra vs Louisville	1978
T5	14	Wilson Neely vs Mississippi St.	1986
8	12	Glenn Sumter vs Southern Miss	2001

MOST ASSISTED TACKLES

RK	NO.	PLAYER VS OPPONENT	YEAR
1	19	Art Brumit vs Utah State	1967
T2	13	Quinton McCrary vs Tennessee	2006
T2	13	Joe Rushing vs Utah State	1967
T2	13	Damon Young vs Tulane	1987
T5	12	Charles Harris vs Arkansas State	2012
T5	12	Jamon Hughes vs East Carolina	2010
T5	12	Jamon Hughes vs Marshall	2010
T5	12	Jamon Hughes vs Houston	2009
T5	12	Todd Ondra vs Northeast La.	1979
T5	12	Todd Ondra vs Louisville	1979

MOST TOTAL TACKLES

RK	NO.	PLAYER VS OPPONENT	YEAR
1	25	Pete Scatamacchia vs Louisville	1979
2	21	Jamon Hughes vs Southern Miss	2010
3	21	Tommy James vs Utah State	1970
4	21	Alex Dees vs Southern Miss	1968
5	20	Kamal Shakir vs Army	1999
6	20	John Allen vs Houston	1968
7	20	Glenn Whittemore vs Southern Miss	1973
8	20	Todd Ondra vs Texas A&M	1979
9	20	Mike Kleimeyer vs Tennessee	1981

MOST TOTAL TACKLES

RK	NO.	PLAYER VS OPPONENT	YEAR
10	18	Jamon Hughes vs Houston	2009
10	18	Todd Ondra vs Tulane	1980

MOST QUARTERBACK SACKS

RK	NO.	PLAYER VS OPPONENT	YEAR
T1	4	Clinton McDonald vs Arkansas St.	2008
T1	4	James Logan vs Arkansas St.	1994
T1	4	Marlon Brown vs Louisville	1987
T2	3	by eight different players	

MOST TACKLES FOR LOST YARDAGE

RK	NO.	PLAYER VS OPPONENT	YEAR
1	6	Tony Williams vs Tennessee	1986
2	5	Marlon Brown vs Southern Miss	1997
	5	Rod Brown vs Arkansas	1993
4	4.5	Martin Ifedi vs Arkansas State	2013
5	4	by 15 diff. players; last Tank Jakes vs UCLA	2014

MOST FUMBLE RECOVERIES

RK	NO.	PLAYER VS OPPONENT	YEAR
T1	3	Quinton McCrary vs UCF	2007
T1	3	Ricky Kale vs Southern Miss	1970
T2	2	Michael Edwards Jr. vs Kansas	2016
T2	2	Ryan Coleman vs SMU	2013
T2	2	Akeem Davis vs SMU	2011
T2	2	Jake Kasser vs Ole Miss	2007
T2	2	Eric Taylor vs Arkansas State	2003
T2	2	Reginald Howard vs Ole Miss	1999
T2	2	Demorrio Shank vs Houston	1998
T2	2	Larry Frankenbach vs North Texas	1970
T2	2	Ricky Kale vs Southern Miss	1970

MOST FUMBLES RETURNED FOR TOUCHDOWNS

RK	NO.	PLAYER VS OPPONENT	YEAR
1	2	Ryan Coleman vs SMU	2013

LONGEST FUMBLE RETURN

RK	YDS	PLAYER VS OPPONENT	YEAR
1	88	Freddie Barnett vs Arkansas State	2007
2	84	Corey Irby vs Louisville	1999
3	73	Glenn Sumter vs Mississippi State	2001
4	66	Idrees Bashir vs Tulane	2000
5	64	Manny Santibanez vs USM	1997
6	59	Bobby McCain vs MTSU	2014
7	57	Ruben Melton vs Cincinnati	1971
8	54	Jeremy Stewart vs East Carolina	1998
9	50	Jonathan Cook vs Kansas	2016
10	47	John Allen vs North Texas	1968

MOST PASS INTERCEPTIONS

RK	NO.	PLAYER VS OPPONENT	YEAR
T1	3	Bobby McCain at USF	2013
T1	3	Eddie Moore vs Tulane	1988
T1	3	Keith Simpson vs North Texas	1977
T1	3	Olie Cordill vs Mississippi State	1965
T1	3	Bob Ford vs Murray State	1952

MOST INTERCEPTION RETURN YARDS

RK	YDS	PLAYER VS OPPONENT	YEAR
1	100	Idrees Bashir vs Army	2000
2	99	Robert Lyles vs Mississippi State	1958
3	98	Paul Haynes vs Tampa	1948
T4	95	Marty Hammock vs Southern Miss	1973
T4	95	Chris Hobbs vs Tennessee	1991
6	93	Bob Sherlag vs Wake Forest	1964
7	91	Bob Orians vs Southern Miss	1977
T8	90	Dominic Calloway vs East Carolina	1993
T8	90	Preston Watts vs Middle Tennessee	1941

LONGEST INTERCEPTION RETURN

RK	YDS	PLAYER VS OPPONENT	YEAR
1	100	Idrees Bashir vs Army	2000
2	99	Robert Lyles vs Mississippi State	1958
3	98	Paul Haynes vs Tampa	1948

DEFENSE RECORDS

LONGEST INTERCEPTION RETURN

RK	YDS	PLAYER VS OPPONENT	YEAR
T4	95	Marty Hammock vs Southern Miss	1973
T4	95	Chris Hobbs vs Tennessee	1991
T6	93	Reggis Ball vs SMU	2013
T6	93	Bob Sherlag vs Wake Forest	1964
8	91	Bob Orians vs Southern Miss	1977
T9	90	Dominic Calloway vs East Carolina	1993
T9	90	Preston Watts vs Middle Tennessee	1941

MOST BLOCKED PUNTS

RK	NO.	PLAYER VS OPPONENT	YEAR
1	4	Ken Irvin vs Arkansas	1992

INDIVIDUAL SINGLE SEASON

MOST SOLO TACKLES

RK	NO.	PLAYER	YEAR
1	103	Dave Pawlik	1971
2	96	Eric Fairs	1985
3	92	Keith Butler	1977
4	90	Glenn Sumter	2001
T5	87	Kamal Shakir	1999
T5	87	Bob Finamore	1964
T5	87	Todd Ondra	1980

MOST ASSISTED TACKLES

RK	NO.	PLAYER	YEAR
1	79	Todd Ondra	1979
2	78	Michael Thomas	1980
3	77	Jamon Hughes	2010
4	69	Jesse Allen	1994
5	63	Danton Barto	1993
T6	61	Jerry Dandridge	1975
T6	61	John Allen	1969

MOST TOTAL TACKLES

RK	NO.	PLAYER	YEAR
1	162	Michael Thomas	1980
2	161	Dave Pawlik	1971
3	152	Keith Butler	1977
T4	147	Jamon Hughes	2010
T4	147	Todd Ondra	1980
T6	144	Danton Barto	1993
T6	144	Todd Ondra	1979
7	143	Kamal Shakir	1999
8	137	Glenn Sumter	2001

MOST QUARTERBACK SACKS

RK	NO.	PLAYER	YEAR
1	13	Andre Arnold	2000
2	11.5	Martin Imedi	2013
T3	11	Marquis Bowling	1997
T3	11	Marlon Brown	1987
T3	11	Cedric Wright	1983
6	10	David Brandon	1986
T7	9	Tramont Lawless	1999
T7	9	Bryan Barnett	1994

MOST TAKLES FOR LOST YARDAGE

RK	NO.	PLAYER	YEAR
1	21	Marlon Brown (126 yds.)	1987
2	20	Tony Williams (96 yds)	1996
T3	17	Tim Harris (83 yds.)	1984
T3	17	Eric Fairs (70 yds.)	1984
5	16.5	Frank Trotter (26 yds.)	2010
T6	16	Marquis Bowling (80 yds.)	1997
T6	16	Marcus Bell (61 yds.)	2000

MOST TAKLES FOR LOST YARDAGE

RK	NO.	PLAYER	YEAR
8	15.5	Tank Jakes (63 yds.)	2014
9	14.5	Martin Imedi (73 yds.)	2013
T10	14	Andre Arnold (82 yds.)	2000
T10	14	Tim Harris (60 yds.)	1985
T10	14	Marcus Bell (31 yds.)	1999

MOST FUMBLE RECOVERIES

RK	NO.	PLAYER	YEAR
1	6	Quinton McCrary	2007
2	5	Van Anderson	1974
T3	4	several tied at four; last Akeem Davis/Mitch Huelising	2011

MOST PASS INTERCEPTIONS

RK	NO.	PLAYER	YEAR
1	11	Jerry Todd	1968
T2	8	David Berrong	1969
T2	8	Steve Jaggard	1969
4	7	Eddie Moore	1988
T5	6	Bobby McCain	2013
T5	6	Bill Brundzo	1966
T5	6	Walter Daggett	1971
T5	6	Percy Nabors	1983
T5	6	Glenn Sumter	2001

MOST INTERCEPTION YARDS

RK	YDS	PLAYER	YEAR
1	144	Percy Nabors	1983
2	136	David Berrong	1969
3	119	Glenn Rogers, Jr.	1988
4	113	Keith Spann	1996
5	108	Bobby McCain	2013
6	104	Charlie Babb	1971
7	100	Idrees Bashir	2000

MOST BLOCKED KICKS

RK	NO.	PLAYER	YEAR
T1	4	Ken Irvin	1992
T1	4	Marvin Chatman	1981
T3	3	Michael Stone	2000
T3	3	David Brandon	1984

CAREER

MOST SOLO TACKLES

RK	NO.	PLAYER	YEARS
1	273	Danton Barto	1990-93
2	266	Eric Fairs	1982-85
3	254	Kamal Shakir	1997-2000
4	240	Michael Thomas	1977-80
5	226	Keith Butler	1974-77
6	212	Jerry Dandridge	1972-75
T7	201	Tim Harris	1982-85
T7	201	Todd Ondra	1978-80
T9	200	Damon Young	1985-88
T9	200	Octavian Sharp	1984-86

MOST ASSISTED TACKLES

RK	NO.	PLAYER	YEARS
1	214	Michael Thomas	1977-80
2	200	Danton Barto	1990-93
3	171	Todd Ondra	1978-80
4	169	Eric Fairs	1982-85
5	168	Octavian Sharp	1984-86
6	163	Wesley Smith	2003-06
7	162	Kamal Shakir	1997-2000
8	158	Keith Butler	1974-77

MOST ASSISTED TACKLES

RK	NO.	PLAYER	YEARS
9	157	Damon Young	1985-88
10	156	Jerry Dandridge	1972-75

MOST TOTAL TACKLES

RK	NO.	PLAYER	YEARS
1	473	Danton Barto	1990-93
2	454	Michael Thomas	1977-80
3	435	Eric Fairs	1982-85
4	416	Kamal Shakir	1997-2000
5	384	Keith Butler	1974-77
6	372	Todd Ondra	1978-80
T7	368	Octavian Sharp	1984-86
T7	368	Jerry Dandridge	1972-75

MOST INTERCEPTIONS

RK	NO.	PLAYER	YEARS
1	17	David Berrong	1967-69
2	16	Jerry Todd	1967-69
T3	13	Glenn Sumter	1998-2000
T3	13	Eric Harris	1973-76
T5	12	Bobby McCain	2011-14
T5	12	Glenn Rogers Jr.	1988-90
T5	12	Bill Brundzo	1965-67
T5	12	Steve Jaggard	1965-67
9	11	Keith Spann	1993-96

MOST INTERCEPTION RETURN YARDAGE

RK	YDS	PLAYER	YEARS
1	267	Keith Spann (11)	1993-96
2	246	Bobby McCain (12)	2011-14
3	229	Glenn Rogers Jr. (9)	1988-90
4	216	Charlie Babb (9)	1969-71
5	196	David Berrong (17)	1967-69
6	188	Mike Nettles (8)	1985-88
7	184	Jerry Todd (16)	1967-69
8	183	Reggis Ball (7)	2012-15
9	176	Percy Nabors (8)	1981-83
10	158	Brandon McDonald (7)	2005-06

MOST QUARTERBACK SACKS

RK	NO.	PLAYER	YEARS
1	22.5	Martin Imedi	2010-14
2	22	Tramont Lawless	1996-99
3	20	Marquis Bowling	1995-98
4	19	Marlon Brown	1985-88
5	18	Tim Harris	1982-85
T6	17	Tony Brown	1999-2002
T6	17	Marvin Thomas	1983-86
T6	17	Andre Arnold	1998-2000
9	15	Brian Barnett	1992-95
T10	14	James Logan	1993-94
T10	14	Charles King	1991-93
T10	14	Chris Hobbs	1989-92
T10	14	Cedric Wright	1980-83

MOST TAKLES FOR LOST YARDAGE

RK	NO.	PLAYER	YEARS
1	49	Tim Harris (251 yds.)	1982-85
2	42	Tony Brown (138 yds.)	1999-2002
3	36.5	Frank Trotter (84 yds.)	2008-11
T4	36	Martin Imedi (159 yds.)	2010-14
T4	36	Marlon Brown (192 yds.)	1985-88
6	35	Tony Williams (119 yds.)	1993-96
7	34	Marcus Bell (107 yds.)	1997-2000
8	32.5	Tank Jakes (135 yds.)	2012-14
T9	32	Eric Fairs (118 yds.)	1982-85

DEFENSE RECORDS

MOST TACKLES FOR LOST YARDAGE

RK	NO.	PLAYER	YEARS
T9	32	Marvin Thomas (100 yds.)	1983-86

TEAM SINGLE GAME & SEASON

FEWEST RUSHES ALLOWED

Game	15 by North Texas	1965
Season	322	1962

MOST RUSHES ALLOWED

Game	82 by Houston	1968
Season	603	1980

FEWEST RUSHING YARDS ALLOWED

Game	-4 by Ole Miss	1993
Season	758	1962

MOST RUSHING YARDS ALLOWED

Game	523 by Texas A&M	1978
Season	2,632	2007

FEWEST PASS COMPLETIONS ALLOWED

Game	1 three times; last vs Southern Miss	1976
Season	48	1957

MOST PASS COMPLETIONS ALLOWED

Game	47 by Houston	2016
Season	304	2016

FEWEST PASSING YARDS ALLOWED

Game	5 by Southern Miss	1976
Season	566	1962

MOST PASSING YARDS ALLOWED

Game	620 by Cincinnati	2015
Season	3,593	2011

FEWEST TOTAL YARDS ALLOWED

Game	87 by Texas-Arlington	1962
	87 by Tennessee Tech	1962
Season	1,324	1962

MOST TOTAL YARDS ALLOWED

Game	752 by Cincinnati	2015
Season	5,910	2016

MOST POINTS ALLOWED

Game	92 by Ole Miss	1935
	66 by Florida State (modern day records since 1947)	1979
Season	478	2010

MOST RUSHING TOUCHDOWNS ALLOWED

Game	7 by UCF	2007
Season	28	2016

FEWEST RUSHING TOUCHDOWNS ALLOWED

Season	2	1961
--------	---	------

MOST TOUCHDOWN PASSES ALLOWED

Game	6 by Florida State	1969
	6 by Tennessee & Houston	2009
	6 by Houston	2010
Season	38	2010

FEWEST TOUCHDOWN PASSES ALLOWED

Season	1	1962
--------	---	------

MOST TOTAL TOUCHDOWNS ALLOWED

Season	61	2010
--------	----	------

FEWEST TOTAL TOUCHDOWNS ALLOWED

Season	7	1963
--------	---	------

MOST INTERCEPTIONS

Game	6 vs East Carolina	1993
	6 vs Tulsa	1972
Season	29	1968

FEWEST INTERCEPTIONS

Season	7	1978
--------	---	------

MOST FUMBLE RECOVERIES

Game	6 vs North Texas	1968
Season	26	1976

FEWEST FUMBLE RECOVERIES

Season	5	2010
--------	---	------

MOST QUARTERBACK SACKS

Game	7 vs Arkansas State	2013
	7 vs Houston	2006
	7 vs East Carolina	2003
	7 vs East Carolina	1998
	7 vs Arkansas State	1994

MOST BLOCKED KICKS

Game	4 vs Arkansas	1992
Season	8	1999

MOST TACKLES FOR LOST YARDAGE

Game	16 vs Tennessee	1996
Season	90	1999

YEAR-BY-YEAR INTERCEPTION LEADERS

YEAR	PLAYER	NO.	YDS	TD
1956	John Lee	3	34	0
1957	Carlos Brooks	3	99	0
1962	Jim Addington	4	2	0
1963	Doug Woodlief	4	28	0
1964	Doug Woodlief	4	45	0
1965	Bill Brundzo	6	24	0
1966	Bill Brundzo	5	99	0
1967	David Berrong	4	25	0
1968	Jerry Todd	11	79	0
1969	David Berrong	8	136	0
	Steve Jaggard	8	59	0
1970	Ricky Kale	5	34	0
1971	Walter Daggett	6	34	0
1972	Tommy Carlsen	3	26	0
1973	Eric Harris	4	45	1
1974	Ed Taylor	3	34	0
1975	Eric Harris	3	55	0
1976	Eric Harris	4	1	0
1977	Bob Orians	4	91	1
	Keith Simpson	4	78	0
1978	Tony Graves	2	13	0
1979	Todd Ondra	4	25	0
1980	Terrie Sudduth	3	19	0
1981	George Stapleton	3	4	0
1982	Johnnie Walker	4	40	0
1983	Percy Nabors	6	144	1
1984	Donnie Elder	3	3	0
1985	Trell Hooper	3	37	1
1986	Mike Nettles	3	72	0
1987	Randall Cooper	3	9	0
1988	Eddie Moore	7	51	0
1989	Glenn Rogers, Jr.	4	23	0

YEAR-BY-YEAR INTERCEPTION LEADERS

YEAR	PLAYER	NO.	YDS	TD
1990	Glenn Rogers, Jr.	5	87	0
1991	Herb Kendall	3	46	0
1992	Danton Barto	4	89	0
1993	Dominic Calloway	4	90	0
1994	Barry Dillard	3	60	0
1995	Jerome Woods	6	110	1
1996	Keith Spann	5	113	0
1997	Kevin Cobb	2	21	0
	Mike McKenzie	2	10	0
	Jeremy Stewart	2	7	0
1998	Glenn Sumter	2	7	0
	Jeremy Stewart	2	29	0
	Keith Cobb	2	6	0
1999	Fred Powell	3	54	0
2000	Glenn Sumter	5	76	0
2001	Glenn Sumter	6	61	0
2002	O.C. Collins	3	83	0
	Derrick Ballard	3	15	0
2003	Wesley Smith	3	40	0
2004	Dustin Lopez	4	72	0
2005	Brandon McDonald	3	75	0
2006	Brandon McDonald	4	83	0
2007	Brandon Patterson	3	33	0
	LeRico Mathis	3	38	0
2008	Michael Grandberry	2	0	0
2009	Bryan Wright	2	29	0
2010	Marcus Ball	2	63	0
	Mohammed Seisay	2	20	0
	Todd Washington	2	13	0
2011	Akeem Davis	3	43	0
2012	Lonnie Ballentine	3	14	0
2013	Bobby McCain	6	108	2
2014	Bobby McCain	5	59	1
2015	Reggis Ball	5	66	1
2016	Genard Avery	2	51	2
	Arthur Maulet	2	18	0
	Chris Morley	2	9	0
	Dontrel Nelson	2	0	0
	Jahmahl Pardner	2	26	0

DEFENSE RECORDS

YEAR-BY-YEAR SACK LEADERS

YEAR	POS.	NAME	SACKS-YDS
1981	NG	Greg Montgomery	4-25
	LB	Michael Joe Cannon	4-18
1982	LB	Michael Joe Cannon	4-13
1983	DE	Cedric Wright	11-56
1984	LB	Eric Fairs	6.5-35
1985	DE	Tim Harris	5-30
1986	DE	David Brandon	10-49
1987	DE	Marlon Brown	11-77
1988	DE	Marlon Brown	4-20
	NG	Tony Manning	4-13
1989	DT	Lish Trice	3-16
1990	NG	Chris Hobbs	6-32
	DE	Kevin Jordan	6-27
1991	DT	Larry Cox	4-18
1992	DT	Pat Jansen	7-49
1993	DT	Charles King	8-44
1994	DT	Brian Barnett	9-53
1995	DE	Marvin Thomas	6-27
1996	DE	Marvin Thomas	6-38
1997	DE	Marquis Bowling	11-88
1998	DE	Marquis Bowling	5-36
1999	DE	Tramont Lawless	9-35
2000	DE	Andre Arnold	13-90
2001	DE	Tony Brown	7-36
2002	DE	Tony Brown	4-22
	DE	Treveco Lucas	4-11
	OLB	Coot Terry	7-44
2004	DE	Marcus West	6-43
2005	LB	Carlton Baker	5-40
2006	DE	Greg Terrell	5-27
2007	NG	Clinton McDonald	4-22
2008	NG	Clinton McDonald	7-55
2009	DE	Josh Weaver	4-30

YEAR-BY-YEAR SACK LEADERS

YEAR	POS.	NAME	SACKS-YDS
2010	LB	Terrence Thomas	3-15
	DL	Corey Jones	3-15
	DL	Dasmine Cathey	3-14
2011	DL	Frank Trotter	5-32
2012	DL	Martin Ifedi	7.5-41
2013	DL	Martin Ifedi	11.5-62
2014	LB	Tank Jakes	6-36
2015	DE	Christian Johnson	4-21
2016	LB	Genard Avery	5-31

YEAR-BY-YEAR TACKLE LEADERS

YEAR	POS.	NAME	TACKLES
1964	NG	Bob Finamore	117
1966	LB	Joe Rushing	79
1967	DE	Alex Dees	86
1968	DE	Alex Dees	101
1969	DE	Bobby Dees	108
1970	LB	John Allen	107
1971	NG	Dave Pawlik	161
1972	NG	Joe Puzin	97
1973	LB	Steve McCarty	119
1974	LB	Jerry Dandridge	116
1975	LB	Jerry Dandridge	119
1976	LB	Keith Butler	124
1977	LB	Keith Butler	152
1978	LB	Michael Thomas	116
1979	NG	Pete Scatamacchia	121
1980	LB	Todd Ondra	147
1981	LB	Mike Kleimeyer	96
1982	LB	Johnnie Walker	114
1983	LB	Eric Fairs	122
1984	OLB	Tim Harris	120

YEAR-BY-YEAR TACKLE LEADERS

YEAR	POS.	NAME	TACKLES
1985	LB	Eric Fairs	143
1986	LB	Octavian Sharp	125
1987	LB	Damon Young	135
1988	LB	Damon Young	135
1989	LB	Scott Rumley	85
1990	LB	Scott Rumley	80
1991	LB	Danton Barto	141
1992	LB	Danton Barto	127
1993	LB	Danton Barto	144
1994	LB	Jesse Allen	128
1995	DB	Jerome Woods	120
1996	LB	Richard Hogans	128
1997	LB	Chris Reeves	92
1998	LB	Kamal Shakir	87
1999	LB	Kamal Shakir	143
2000	LB	Kamal Shakir	119
2001	DB	Glenn Sumter	137
2002	LB	Derrick Ballard	101
2003	LB	Will Hyden	101
2004	LB	Tim Goodwell	106
2005	LB	Tim Goodwell	102
2006	DB	Brandon McDonald	84
2007	LB	Jake Kasser	100
2008	DB	Alton Starr	90
2009	LB	Jamon Hughes	87
2010	LB	Jamon Hughes	147
2011	LB	Terrence Thomas	106
2012	LB	Charles Harris	79
2013	LB	Charles Harris	74
2014	LB	Tank Jakes	92
2015	LB	Leonard Pegues	79
2016	DB	Jonathan Cook	88

MISCELLANEOUS RECORDS

TEAM SINGLE GAME

MOST POINTS SCORED IN A QUARTER

RK	PTS	OPPONENT	YEAR
T1	35	vs Bowling Green (1st)	2016
T1	35	vs Tulane (1st)	1992
3	33	vs North Texas (3rd)	1971
4	30	vs Cincinnati (4th)	1983
T5	28	vs. SMU (1st)	2015
T5	28	vs. SMU (2nd)	2015
T5	28	vs. Missouri State (1st)	2015
T5	28	vs Chattanooga (3rd)	2004
T5	28	vs Arkansas State (4th)	2004
T5	28	vs West Texas State (4th)	1968
11	26	vs Tulsa (2nd)	1968

MOST POINTS SCORED IN A HALF

RK	PTS	OPPONENT	YEAR
T1	56	vs. Bowling Green (1st)	2016
T1	56	vs. SMU (1st)	2015
3	49	vs Tulane (1st)	1992
T4	42	vs. Missouri State (1st)	2015
T4	42	vs Austin Peay (1st)	2014
6	41	vs Louisville (2nd)	1969
T7	38	at SMU (1st)	2016
T7	38	vs Houston (1st)	2003
T7	38	vs Cincinnati (2nd)	1969
10	35	at Tulsa (1st)	2015
T11	35	vs Chattanooga (1st)	2005
T11	35	vs Chattanooga (2nd)	2004

MOST POINTS SCORED IN A HALF

RK	PTS	OPPONENT	YEAR
T11	35	vs Arkansas State (2nd)	2003
T11	35	vs West Texas State (2nd)	1968
T11	35	vs Wake Forest (2nd)	1967

MOST POINTS ALLOWED IN A HALF

RK	PTS	OPPONENT	YEAR
1	51	by Florida State (1st)	1989
T2	42	by Tennessee (1st)	2009
T2	42	by Houston (1st)	2009
T2	42	by UCF (1st)	2007
T2	42	by Michigan State (1st)	1997
T2	42	by Florida State (2nd)	1979
T2	42	by Ole Miss (1st)	1971
8	41	by Alabama (2nd)	1983
T9	40	by Tennessee (1st)	2010
T9	40	by Ole Miss (1st)	1980

MOST COMBINED POINTS IN A HALF

RK	PTS	OPPONENT	YEAR
1	68	vs Louisville (1st)	2004
2	64	vs Florida State (1st)	1989
3	63	vs Bowling Green State (1st)	2004
T4	62	vs East Carolina (2nd)	2007
T4	62	vs Tulane (1st)	1992
6	60	vs Rice (2nd)	2008
7	59	vs Bowling Green (1st)	2016
8	58	vs Cincinnati (1st)	2015
T9	56	vs SMU (1st)	2015
T9	56	at Tulsa (1st)	2015

MOST COMBINED POINTS IN A HALF

RK	PTS	OPPONENT	YEAR
T9	56	vs Houston (1st)	2009
T9	56	vs Florida State (2nd)	1979

MOST POINTS SCORED IN A GAME

RK	PTS	OPPONENT	YEAR
1	77	vs Bowling Green	2016
2	76	vs Memphis Navy	1950
3	70	vs Tampa	1949
4	69	vs Louisville	1969
5	66	at Tulsa	2015
6	64	vs Union University	1950
T7	63	vs SMU	2015
T7	63	vs. Missouri State	2015
T7	63	vs Austin Peay	2014
10	62	vs Tulane	1992
T11	61	vs East Central Oklahoma	1951
T11	61	vs Arkansas State	1949

MOST POINTS ALLOWED IN A GAME

RK	PTS	OPPONENT	YEAR
1	66	by Florida State	1979
2	61	by Ole Miss	1980
T3	59	by Tulsa	2016
T3	59	by Mississippi State	2011
5	58	by Texas A&M	1978
6	57	by Florida State	1989
T7	56	by Houston	2010
T7	56	by Louisville	2010
T7	56	by Tennessee	2009

MISCELLANEOUS RECORDS

MOST POINTS ALLOWED IN A GAME

RK	PTS	OPPONENT	YEAR
T7	56	by East Carolina	2007
T7	56	by UCF	2007
T7	56	by Louisville	2004

MOST COMBINED POINTS IN A GAME

RK	PTS	OPPONENT	YEAR
1	108	at Tulsa (66-42)	2015
2	107	vs SMU (55-52)	2007
3	105	vs Louisville (49-56)	2004
4	103	vs BYU (55-48, 2 ot)	2014
5	99	vs Cincinnati (53-46)	2015
6	96	vs East Carolina (40-56)	2007
7	92	vs Houston (48-44)	2016
8	91	vs USF (42-49)	2016
9	89	vs Tulsa (30-59)	2016
10	88	vs Louisville (69-19)	1969
11	87	vs Bowling Green (35-52)	2004
T12	85	at Bowling Green (44-41)	2015
T12	85	vs Houston (52-33)	2001

MOST FIRST DOWNS RUSHING

RK	NO.	OPPONENT	YEAR
1	26	vs Tulsa	1972
2	24	vs Louisville	1969
3	24	vs The Citadel	1962
4	22	vs Tulane	2008
5	22	vs Chattanooga	2005
T6	21	vs Georgia Tech	1981
T6	21	vs North Texas State	1971

MOST FIRST DOWNS PASSING

RK	NO.	OPPONENT	YEAR
1	21	vs. Ole Miss	2015
T2	19	vs Houston	2016
T2	19	vs Ole Miss	2007
T2	19	vs Louisville	2004
T5	18	at Navy	2016
T5	18	vs Southeast Missouri	2016
T5	18	at Tulsa	2015
T5	18	vs Southern Miss	2007
T5	18	vs SMU	2007
T10	17	at SMU	2014
T10	17	at UCLA	2014
T10	17	vs Ole Miss	1969
T13	16	at Ole Miss	2016
T13	16	vs Tulane	2015
T13	16	at Kansas	2015
T13	16	vs Middle Tennessee	2011
T13	16	vs Marshall	2007
T13	16	vs East Carolina	2007
T13	16	vs Murray State	1985

MOST FIRST DOWNS BY PENALTY

RK	NO.	OPPONENT	YEAR
1	6	vs Tulsa	2015
T2	5	at Ole Miss	2014
T2	5	vs SMU	2007
T2	5	vs Houston	2006
T2	5	vs Alabama	1987
T2	5	vs North Texas State	1971
7	4	vs several opponents; last at Ole Miss	2016

MOST TOTAL FIRST DOWNS

RK	NO.	OPPONENT	YEAR
1	37	vs Louisville	1969
T2	35	at Tulsa	2015

MOST TOTAL FIRST DOWNS

RK	NO.	OPPONENT	YEAR
T2	35	vs SMU	2007
4	34	at Kansas	2015
T5	32	vs Tulane	2015
T5	32	vs Tulane	2008
T5	32	vs Chattanooga	2005
8	31	vs Ole Miss	2015
T9	31	vs Nicholls State	2008
T9	31	vs Cincinnati	1984

FEWEST TOTAL FIRST DOWNS

RK	NO.	OPPONENT	YEAR
1	2	vs Ole Miss	1964

MOST PENALTIES

RK	NO.	OPPONENT	YEAR
1	16	vs Marshall	2012
2	15	at Middle Tennessee	2013
	15	vs Houston	2000
	15	vs Tulane	1992
	15	vs Mississippi State	1985
6	14	vs Tennessee	1999
7	13	vs Chattanooga	2008
	13	vs Mississippi State	1991
	13	vs Ole Miss	1983

FEWEST PENALTIES

RK	NO.	OPPONENT	YEAR
1	0	vs Ole Miss	1982

MOST PENALTY YARDS

RK	NO.	OPPONENT	YEAR
1	147	vs West Texas State	1964
2	145	at Middle Tennessee	2013
3	140	vs Wichita State	1968
4	136	vs Mississippi State	1985
5	132	vs Houston	2000
6	131	vs Marshall	2012
7	130	vs Tulane	1992
8	126	vs Houston	1997

LONGEST TIME OF POSSESSION

RK	NO.	OPPONENT	YEAR
1	40:55	at Cincinnati	2014
2	40:54	vs East Carolina	2000
3	39:44	vs Cincinnati	1984
T4	38:08	vs Nicholls State	2008
T4	38:08	vs Cincinnati	1994
6	37:55	vs Ole Miss	1983
7	37:41	vs Tulane	1985
8	37:40	vs Murray State	1985
9	37:37	vs Marshall	2012
10	37:36	vs Tulane	2008

SHORTEST TIME OF POSSESSION

RK	NO.	OPPONENT	YEAR
1	19:19	vs North Carolina	1983

MOST 3RD DOWN CONVERSIONS

RK	NO.	OPPONENT	YEAR
1	14	vs SMU	2007
T2	12	vs Ole Miss	2015
T2	12	at Cincinnati	2014
T2	12	vs Rice	2008
T2	12	vs Louisville	2004
T2	12	vs Cincinnati	1994
T7	10	vs UTEP	2009
T7	10	vs USF	2004

MOST 3RD DOWN CONVERSIONS

RK	NO.	OPPONENT	YEAR
T7	10	vs UAB	2004
10	9	28 times; last vs Tulsa	2016

BEST 3RD DOWN CONVERSION PERCENTAGE

RK	NO.	OPPONENT	YEAR
1	.705	vs Louisville (12-of-17)	2004
2	.692	vs Ole Miss (9-of-13)	2006
3	.666	vs Cincinnati (12-of-18)	1994
4	.643	vs. Nicholls State (9-of-14)	2015
5	.643	vs Tulane (9-of-14)	2008
6	.643	vs Chattanooga (9-of-14)	2005
7	.632	vs Rice (12-of-19)	2008
8	.600	vs Ole Miss (12-of-20)	2015
T9	.600	vs Nicholls State (9-of-15)	2008
T9	.600	vs SMU (9-of-15)	2008
T9	.600	vs Tulane (9-of-15)	2007
T9	.600	vs Tulane (9-of-15)	2003

FEWEST 3RD DOWN CONVERSIONS

RK	NO.	OPPONENT	YEAR
T1	1	vs Tennessee (1-of-9)	2006
T1	1	vs Cincinnati (1-of-12)	2004
T1	1	vs Cincinnati (1-of-12)	199

MOST FUMBLES

RK	NO.	OPPONENT	YEAR
1	11	vs Ole Miss	1976
2	10	vs Louisville	1979
T3	9	vs Florida State	1977
T3	9	vs Ole Miss	1971
T3	9	vs Southern Miss	1963
T3	9	vs Tennessee Tech	1962

MOST FUMBLES LOST

RK	NO.	OPPONENT	YEAR
T1	7	vs Mississippi State	1976
T1	7	vs Ole Miss	1971
T3	6	vs Louisville	1979
T3	6	vs Ole Miss	1976
T3	6	vs Tennessee Tech	1962

TEAM SINGLE SEASON

MOST FIRST DOWNS RUSHING

RK	NO.	YEAR
1	156	2005
2	151	1972
3	149	2008
4	128	1971
5	127	1970
6	126	1969
T7	125	2015
T7	125	2004
8	124	1976

FEWEST FIRST DOWNS RUSHING

RK	NO.	YEAR
1	61	2011
2	66	2010, 1995

MOST FIRST DOWNS PASSING

RK	NO.	YEAR
1	174	2016
2	172	2015
3	165	2007
4	149	2014

MISCELLANEOUS RECORDS

MOST FIRST DOWNS PASSING

RK	NO.	YEAR
5	142	2003
6	140	2002
7	133	2004
8	131	2008
9	117	2006
T10	107	2009, 2011

FEWEST FIRST DOWNS PASSING

RK	NO.	YEAR
1	18	1957

MOST FIRST DOWNS BY PENALTY

RK	NO.	YEAR
1	29	2008, 2007
T3	27	2016, 2014, 2002
6	26	2003
7	25	2015
8	24	2006
9	23	1996
T10	22	2001, 1965

FEWEST FIRST DOWNS BY PENALTY

RK	NO.	YEAR
1	2	1957

MOST TOTAL FIRST DOWNS

RK	NO.	YEAR
1	322	2015
2	309	2008, 2007
4	304	2016
5	294	2014
6	285	2003
7	275	2004
8	245	2002
9	243	2009
10	235	2005
11	222	2006

FEWEST TOTAL FIRST DOWNS

RK	NO.	YEAR
1	106	1958

MOST PENALTIES

RK	NO.	YEAR
1	99	2015
2	92	2013
T3	89	2005, 1992
5	87	1960
6	86	2007

MOST PENALTIES

RK	NO.	YEAR
7	85	2012
8	83	1984
T9	82	2016, 2009, 1961

FEWEST PENALTIES

RK	NO.	YEAR
1	46	1979

MOST PENALTY YARDS

RK	YDS	YEAR
1	976	2015
2	958	1960
3	931	1961
4	862	2013
5	832	2012
6	771	2016
7	770	2014
8	753	1995
9	750	1993
10	739	1992

FEWEST PENALTY YARDS

RK	YDS	YEAR
1	389	1979

HIGHEST TIME OF POSSESSION AVERAGE

RK	NO.	YEAR
1	32:48	2008
2	31:05	1999
3	30:32	1994
T4	30:23	2007, 1993
6	30:21	2015
7	30:20	2005
8	30:17	1992
9	30:15	2003

MOST 3RD DOWN CONVERSIONS

RK	NO.	YEAR
1	101	2015
2	94	2007
3	91	2008
4	88	2004
5	84	2003
6	79	2016
7	76	2014
8	68	1991
9	67	2006
10	65	1993
11	62	1997

BEST 3RD DOWN CONVERSION PERCENTAGE

RK	NO.	YEAR
1	48.8	2015 (101/207)
2	47.6	2004 (88/185)
3	46.4	2008 (91/196)
4	43.5	2007 (94/216)
5	41.2	1991 (68/165)
6	41.0	2006 (67/164)
7	40.7	2016 (79/194)
8	40.2	2003 (84/209)
9	38.9	1993 (65/167)
10	37.7	1992 (58/154)
11	36.7	2014 (76/207)

MOST FUMBLES

RK	NO.	YEAR
1	52	1976
2	50	1979
3	49	1971
4	43	1986
5	40	1973

FEWEST FUMBLES

RK	NO.	YEAR
1	10	2004
2	11	2006
3	12	2008
4	13	2007
5	15	2005
6	16	1961
7	17	1998, 1993
9	18	1996, 2015

MOST FUMBLES LOST

RK	NO.	YEAR
1	34	1976
2	24	1979
3	23	1972
T4	21	2012, 1974, 1970

FEWEST FUMBLES LOST

RK	NO.	YEAR
1	4	2007
2	5	2008, 2004
4	6	2006
5	7	1983, 1998

TOP 10 QUARTERBACKS

1. DANNY WIMPRINE (RIVER RIDGE, LA., 2001-04)

YEAR	GP	COMP	ATT	PCT.	YDS	TDs	INT	LG	RUSH	YDS	TD
2001	9	102	196	.520	1,329	14	4	73	84	270	3
2002	12	235	435	.540	2,820	23	18	72	98	40	2
2003	13	246	440	.559	3,174	22	13	92	40	-3	4
2004	12	225	398	.565	2,892	22	14	68	57	112	2
TOTAL	46	808	1,469	.550	10,215	81	49	92	279	419	11

2. PAXTON LYNCH (DELTONA, FLA., 2013-15)

YEAR	GP	COMP	ATT	PCT.	YDS	TDs	INT	LG	RUSH	YDS	TD
2013	12	203	349	.582	2,056	9	10	47	88	127	2
2014	13	259	413	.627	3,031	22	9	54	113	321	13
2015	13	296	443	.668	3,776	28	4	82	87	239	2
TOTAL	38	758	1,205	.629	8,863	59	23	82	288	687	17

3. MARTIN HANKINS (HATTIESBURG, MISS., 2006-07)

YEAR	GP	COMP	ATT	PCT.	YDS	TDs	INT	LG	RUSH	YDS	TD
2006	12	226	377	.599	2,550	18	13	82	33	-12	0
2007	11	261	428	.610	3,220	25	12	70	35	-1	0
TOTAL	23	487	805	.605	5,770	43	25	82	68	-13	0

4. DANNY SPARKMAN (COLLIERVILLE, TENN., 1983-85)

YEAR	GP	COMP	ATT	PCT.	YDS	TDs	INT	LG	RUSH	YDS	TD
1983	11	105	216	.486	1,390	11	11	83	71	29	0
1984	11	81	174	.466	1,315	7	10	84	51	-12	0
1985	11	142	272	.522	1,606	9	11	75	70	37	0
TOTAL	33	328	662	.495	4,311	27	32	84	92	54	0

5. LLOYD PATTERSON (MEMPHIS, TENN., 1975-78)

YEAR	GP	COMP	ATT	PCT.	YDS	TDs	INT	LG	RUSH	YDS	TD
1975	5	30	72	.416	371	0	7	-	75	168	5
1976	11	87	178	.488	1,563	14	6	61	135	103	7
1977	10	73	169	.431	1,336	9	8	64	91	138	3
1978	11	56	141	.397	931	7	13	94	105	-42	0
TOTAL	37	246	560	.439	4,201	30	34	94	406	367	15

6. STEVE MATTHEWS (TULLAHOMA, TENN., 1992-93)

YEAR	GP	COMP	ATT	PCT.	YDS	TDs	INT	LG	RUSH	YDS	TD
1992	11	175	286	.612	2,084	18	12	80	34	-213	0
1993	9	166	273	.608	1,896	13	13	66	38	-176	1
TOTAL	20	341	559	.610	3,980	31	25	80	72	-389	1

7. RILEY FERGUSON (MATTHEWS, N.C., 2016-)

YEAR	GP	COMP	ATT	PCT.	YDS	TDs	INT	LG	RUSH	YDS	TD
2016	13	280	443	.632	3,698	32	10	84	71	-70	4
TOTAL	13	280	443	.632	3,698	32	10	84	71	-70	4

8. BERNARD ODEN (SPRING HILL, TENN., 1995-97)

YEAR	GP	COMP	ATT	PCT.	YDS	TDs	INT	LG	RUSH	YDS	TD
1995	5	31	68	.456	362	1	6	68	36	29	2
1996	9	8	16	.500	75	1	0	16	4	9	0
1997	11	170	316	.538	2,249	12	9	70	129	81	8
TOTAL	25	209	400	.523	2,686	14	15	70	169	119	10

9. WILL HUDGENS (MEMPHIS, TENN., 2005-09)

YEAR	GP	COMP	ATT	PCT.	YDS	TDs	INT	LG	RUSH	YDS	TD
2005	3	33	62	.532	413	3	2	62	9	2	0
2006	2	2	4	.500	14	0	0	8	2	-8	0
2007	13	52	104	.500	587	5	0	41	27	49	2
2008	7	10	24	.417	123	3	1	43	21	80	1
2009	9	143	236	.606	1,544	7	6	62	16	-58	1
TOTAL	34	240	430	.558	2,681	18	9	62	75	65	4

10. TIM JONES (GORDO, ALA., 1986-89)

YEAR	GP	COMP	ATT	PCT.	YDS	TDs	INT	LG	RUSH	YDS	TD
1986	7	39	97	.402	361	3	9	33	70	116	2
1987	9	54	95	.568	709	5	7	51	87	269	2
1988	5	44	84	.524	581	4	3	72	60	178	2
1989	10	73	144	.507	1,017	7	10	45	100	271	2
TOTAL	31	210	420	.500	2,668	19	29	72	317	834	8

TOP 10 RUNNING BACKS

1. DeANGELO WILLIAMS (WYNNE, ARK., 2002-05)

YEAR	GP	RUSH	YDS	AVG	LG	TD	REC	YDS	TD
2002	10	103	684	6.6	86	5	5	51	0
2003	11	243	1,430	5.9	49	10	35	384	3
2004	12	313	1,948	6.2	75	22	18	210	1
2005	11	310	1,964	6.3	76	18	12	78	1
TOTAL	44	969	6,026	6.2	86	55	70	723	5

2. DAVE CASINELLI (FOLLANSBEE, W.VA., 1960-63)

YEAR	GP	RUSH	YDS	AVG	LG	TD	REC	YDS	TD
1960	10	40	148	3.7	NA	2	0	0	0
1961	10	117	646	5.2	NA	9	3	83	0
1962	10	173	826	4.8	NA	11	3	40	0
1963	10	219	1,016	4.6	NA	14	2	37	0
TOTAL	40	549	2,636	4.8	NA	36	8	160	0

3. CURTIS STEELE (FRANKLIN, TENN., 2008-09)

YEAR	GP	RUSH	YDS	AVG	LG	TD	REC	YDS	TD
2008	13	218	1,223	5.6	46	7	8	187	0
2009	10	198	1,239	6.3	77	15	18	123	1
Total	23	416	2,462	5.9	77	22	26	310	1

4. BRANDON HAYES (CHICAGO, ILL., 2012-14)

YEAR	GP	RUSH	YDS	AVG	LG	TD	REC	YDS	TD
2012	9	118	576	4.9	46	6	11	37	0
2013	12	201	860	4.3	32	5	20	119	2
2014	12	196	949	4.8	51	5	16	225	3
TOTAL	33	515	2,385	4.6	51	16	47	275	5

5. GERARD ARNOLD (LEXINGTON, TENN., 1997-99)

YEAR	GP	RUSH	YDS	AVG	LG	TD	REC	YDS	TD
1997	7	145	613	4.2	52	4	7	64	0
1998	11	208	1,059	5.1	41	6	8	30	1
1999	10	146	706	4.8	51	7	8	49	0
TOTAL	28	499	2,378	4.8	52	17	23	143	1

6. JOSEPH DOSS (MEMPHIS, TENN., 2004-07)

YEAR	GP	RUSH	YDS	AVG	LG	TD	REC	YDS	TD
2004	11	54	183	3.4	22	0	13	139	0
2005	12	85	440	5.2	31	2	9	-2	0
2006	12	224	910	4.1	32	7	25	205	2
2007	12	174	806	4.6	31	5	24	145	0
TOTAL	38	537	2,339	4.4	32	14	71	487	2

7. PAUL "SKEETER" GOWEN (MEMPHIS, TENN., 1969-71)

YEAR	GP	RUSH	YDS	AVG	LG	TD	REC	YDS	TD
1969	10	117	715	6.1	85	6	2	23	0
1970	10	145	868	6.0	69	6	10	132	0
1971	11	149	644	4.2	-	6	6	110	1
TOTAL	31	411	2,227	5.4	85	18	18	265	1

8. LARRY PORTER (COLUMBUS, GA., 1990-93)

YEAR	GP	RUSH	YDS	AVG	LG	TD	REC	YDS	TD
1990	10	116	468	4.1	56	9	7	26	0
1991	10	116	454	3.9	49	2	13	129	0
1992	10	140	732	5.2	58	4	11	147	1
1993	8	126	540	4.3	66	5	15	68	0
TOTAL	38	498	2,194	4.4	66	20	46	370	1

9. TERDELL MIDDLETON (MEMPHIS, TENN., 1973-76)

YEAR	GP	RUSH	YDS	AVG	LG	TD	REC	YDS	TD
1973	1								

TOP 10 WIDE RECEIVERS

1. DUKE CALHOUN (MEMPHIS, TENN., 2006-09)

YEAR	GP	REC	YDS	AVG	LG	TD	RUSH	YDS	TD
2006	12	42	681	16.2	60	6	10	51	1
2007	12	62	890	14.4	70	5	0	0	0
2008	13	40	487	12.2	54	3	0	0	0
2009	12	68	923	13.6	85	5	9	-20	0
TOTAL	49	212	2,981	14.1	85	19	19	31	1

2. CARLOS SINGLETON (BROWNSVILLE, TENN., 2006-09)

YEAR	GP	REC	YDS	AVG	LG	TD	RUSH	YDS	TD
2006	11	22	300	13.6	37	3	0	0	0
2007	13	51	767	15.0	52	11	0	0	0
2008	13	52	791	15.2	48	5	0	0	0
2009	12	39	507	13.0	44	3	0	0	0
TOTAL	49	164	2,365	14.4	52	22	0	0	0

3. ANTHONY MILLER (MEMPHIS, TENN., 2015-)

YEAR	GP	REC	YDS	AVG	LG	TD	RUSH	YDS	TD
2015	12	47	694	14.8	82	5	9	54	2
2016	13	95	1,434	15.1	84	14	12	69	1
TOTAL	25	142	2,128	15.0	84	19	21	123	3

4. EARNEST GRAY (GREENWOOD, MISS., 1975-78)

YEAR	GP	REC	YDS	AVG	LG	TD	RUSH	YDS	TD
1975	11	5	78	15.6	17	0	0	0	0
1976	11	29	529	18.2	47	2	0	0	0
1977	11	28	826	29.5	64	6	6	39	0
1978	11	35	690	19.7	94	9	3	(-2)	0
TOTAL	44	97	2,123	21.9	94	17	9	37	0

5. DAMIEN DODSON (MEMPHIS, TENN., 1996-99)

YEAR	GP	REC	YDS	AVG	LG	TD	RUSH	YDS	TD
1996	11	21	231	11.0	42	1	0	0	0
1997	10	45	605	13.4	70	5	4	18	0
1998	11	42	753	17.9	92	2	3	20	0
1999	10	39	507	13.0	43	4	4	11	0
TOTAL	42	147	2,096	14.3	92	12	11	41	0

6. RUSSELL COPELAND (TUPELO, MISS., 1989-92)

YEAR	GP	REC	YDS	AVG	LG	TD	RUSH	YDS	TD
1989	11	22	333	15.1	45	1	1	-1	0
1990	10	33	684	20.7	76	4	0	0	0
1991	REDSHIRTED								
1992	11	61	736	12.1	80	7	1	9	0
TOTAL	32	116	1,753	15.1	80	12	2	8	0

7. MARCUS RUCKER (MEMPHIS, TENN., 2009-12)

YEAR	GP	REC	YDS	AVG	LG	TD	RUSH	YDS	TD
2009	12	18	241	13.4	43	2	0	0	0
2010	12	41	704	17.2	81	8	0	0	0
2011	8	20	195	9.8	18	1	0	0	0
2012	12	47	525	11.2	63	3	2	8	0
TOTAL	44	126	1,665	13.2	81	14	2	8	0

8. RICHIE FLOYD (MAYFIELD, KY., 1995-98)

YEAR	GP	REC	YDS	AVG	LG	TD	RUSH	YDS	TD
1995	INJURED								
1996	11	43	600	14.0	56	1	2	11	0
1997	11	38	617	16.2	67	1	0	0	0
1998	11	29	437	15.1	34	2	1	(-2)	0
TOTAL	33	110	1,654	15.1	67	4	3	9	0

9. DARRON WHITE (COVINGTON, TENN., 2001-04)

YEAR	GP	REC	YDS	AVG	LG	TD	RUSH	YDS	TD
2001	11	34	422	12.4	69	3	0	0	0
2002	12	40	343	8.6	30	2	3	8	0
2003	13	37	525	14.2	36	5	30	128	4
2004	12	26	359	13.8	46	1	11	12	0
TOTAL	47	137	1,649	12.0	69	11	44	148	4

10. MOSE FRAZIER (MEMPHIS, TENN., 2013-15)

YEAR	GP	REC	YDS	AVG	LG	TD	RUSH	YDS	TD
2013	12	18	296	16.4	43	1	1	16	0
2014	13	47	506	10.8	42	3	11	68	0
2003	13	70	797	11.4	45	4	17	119	2
TOTAL	38	15	1,599	11.8	45	8	29	203	2

DUKE CALHOUN
2006-09



CARLOS SINGLETON
2006-09



ANNUAL STATISTICS

YEAR	G	TOTAL OFFENSE			RUSHING		PASSING						1ST DOWNS	SCORING		PEN		3RD CNV
		PLY	YDS	YPG	CAR	YPG	ATT	CMP	INT	PCT	YDS	YPG		PTS	AVG	PEN	YDS	
2016	13	964	6028	463.7	487	159.3	477	303	10	.635	3957	304.4	303	505	38.8	82	771	79-194
2015	13	1028	6330	486.9	563	179.5	465	311	5	.669	3997	307.5	322	522	40.2	99	976	101-207
2014	13	1012	5552	427.1	594	190.5	418	262	9	.626	3076	236.6	294	471	36.2	81	770	76-207
2013	12	799	3738	311.5	369	138.3	361	206	11	.571	2078	173.2	212	234	19.5	92	862	53-173
2012	12	772	3820	318.3	489	151.8	283	182	3	.643	1999	166.6	211	293	24.4	85	832	60-166
2011	12	786	3291	274.2	378	84.0	408	224	8	.549	2283	190.2	182	195	16.2	57	523	56-184
2010	12	718	3420	285.0	383	91.6	335	187	13	.558	2321	193.4	172	173	14.4	76	584	53-164
2009	12	841	4477	373.1	436	158.2	405	242	15	.598	2578	214.8	243	262	21.8	82	685	59-167
2008	13	977	5424	417.2	540	194.8	437	247	12	.565	2891	222.4	309	353	27.2	59	519	91-196
2007	13	1017	5767	443.6	466	137.8	551	323	12	.586	3975	305.8	309	380	29.2	86	713	94-216
2006	12	766	4035	336.2	372	111.7	394	234	14	.594	2695	224.6	222	281	23.4	52	448	67-164
2005	12	836	4775	397.9	597	267.9	239	135	7	.565	1560	130.0	235	326	27.2	89	723	60-166
2004	12	903	5524	460.3	432	203.2	421	235	15	.558	3086	257.2	275	430	35.8	77	632	88-185
2003	13	1000	5779	444.5	530	181.5	470	260	13	.553	3419	263.0	393	393	30.2	80	643	84-209
2002	12	842	4258	354.8	390	115.8	452	241	20	.533	2868	239.0	245	303	25.3	70	557	60-168
2001	11	736	3594	326.7	418	137.0	318	177	6	.556	2087	189.7	192	294	26.7	74	589	55-158
2000	11	779	2813	255.7	440	104.9	339	181	14	.534	1659	150.8	168	176	16.0	85	690	56-185
1999	11	714	3221	292.8	422	134.4	292	148	15	.507	1743	158.5	181	232	21.1	76	608	50-160
1998	11	716	3589	326.3	396	139.5	320	147	12	.459	2055	186.8	184	226	20.5	75	651	42-158
1997	11	768	3584	325.8	432	110.8	336	178	11	.529	2369	215.4	188	218	19.8	76	675	62-177
1996	11	718	2812	255.6	405	102.7	313	153	12	.489	1682	152.9	173	141	12.8	62	503	45-167
1995	11	735	2798	254.4	415	95.0	320	151	20	.472	1753	159.4	167	150	13.6	81	753	42-165
1994	11	743	2827	257.0	455	132.0	288	121	9	.420	1375	125.0	164	163	14.8	63	554	46-164
1993	11	776	3641	331.0	424	117.9	352	203	21	.577	2344	213.1	208	268	24.4	86	750	65-167
1992	11	725	3784	344.0	417	144.8	308	182	12	.591	2191	199.2	182	312	28.4	89	739	58-15
1991	11	740	3354	304.9	511	193.9	229	100	15	.437	1358	123.5	179	228	20.7	65	492	68-16
1990	11	770	3614	328.5	549	193.9	221	98	16	.443	1481	134.6	166	212	19.3	63	542	NA
1989	11	739	3277	297.9	499	168.7	240	113	19	.471	1421	129.2	190	174	15.8	61	496	NA
1988	11	765	3800	345.5	487	160.9	278	142	13	.511	2030	184.5	206	220	20.0	66	489	NA
1987	11	721	3543	322.1	529	191.6	192	111	16	.578	1435	130.5	200	226	20.5	54	446	NA
1986	11	715	2415	219.5	482	126.1	233	107	18	.459	1028	93.5	154	104	9.5	63	460	NA
1985	11	764	3049	277.2	460	116.6	304	154	14	.507	1766	160.5	177	180	16.4	74	605	NA
1984	11	680	3417	310.6	477	175.3	203	97	13	.478	1489	135.4	169	201	18.3	83	689	NA
1983	11	738	3373	306.6	496	173.2	242	113	12	.467	1468	133.5	156	274	24.9	79	661	NA
1982	11	783	3577	325.2	493	165.1	290	153	18	.527	1761	160.0	202	129	11.7	51	407	NA
1981	11	729	2622	238.4	534	151.2	195	83	17	.426	959	87.2	158	82	7.4	56	450	NA
1980	11	693	2553	232.1	460	172.0	233	90	22	.386	1111	101.0	136	115	10.5	59	565	NA
1979	11	774	2909	264.4	558	162.1	216	87	20	.403	1125	102.2	165	166	15.1	46	389	NA
1978	11	754	3199	290.8	525	152.9	229	89	18	.389	1517	137.9	177	200	18.2	59	495	NA
1977	11	760	3490	317.3	539	161.8	221	94	8	.425	1710	155.5	192	228	20.7	49	489	NA
1976	11	727	3790	344.5	539	195.1	188	92	7	.489	1644	149.5	214	241	21.9	73	639	NA
1975	11	722	2953	268.4	580	200.5	142	58	12	.408	748	68.0	146	180	16.4	61	516	NA
1974	11	786	3390	308.1	555	174.6	231	127	11	.550	1469	133.5	192	225	20.5	60	580	NA
1973	11	793	3685	335.0	505	158.2	288	159	13	.552	1945	176.8	206	264	24.0	65	664	NA
1972	11	859	3685	335.0	612	212.9	247	116	9	.470	1343	122.0	217	265	24.1	79	736	NA
1971	11	786	3560	323.6	606	241.8	180	70	13	.389	1000	90.9	197	255	23.2	52	490	NA
1970	10	740	3723	372.3	570	262.9	170	81	16	.476	1094	109.4	195	227	22.7	69	636	NA

2017 MEMPHIS FOOTBALL

ANNUAL STATISTICS

YEAR	G	TOTAL OFFENSE			RUSHING		PASSING						1ST DWNS	SCORING		PEN	YDS	3RD CNV
		PLY	YDS	YPG	CAR	YPG	ATT	CMP	INT	PCT	YDS	YPG		PTS	AVG			
1969	10	741	4124	412.4	523	248.3	218	97	16	.445	1641	164.1	215	328	32.8	75	634	NA
1968	10	672	2949	294.9	490	175.6	182	71	14	.390	1193	119.3	153	258	25.8	60	624	NA
1967	9	550	2477	275.2	427	186.9	123	55	3	.447	795	88.3	135	206	22.9	51	502	NA
1966	9	545	2215	246.1	433	181.3	112	40	9	.357	1632	181.3	121	121	13.4	48	527	NA
1965	10	736	3470	347.0	453	203.0	283	103	22	.364	1440	144.0	100	215	21.5	55	638	NA
1964	9	526	2479	275.4	335	147.3	191	84	15	.440	1153	128.1	134	173	19.2	54	511	NA
1963	10	614	3059	305.9	509	229.2	105	44	13	.419	747	74.7	164	199	19.9	55	573	NA
1962	9	576	2859	317.6	453	218.4	123	56	18	.455	893	99.2	122	261	29.0	55	582	NA
1961	10	612	3690	369.0	437	234.1	175	83	7	.474	1349	134.9	183	332	33.2	82	931	NA
1960	10	578	3138	313.8	459	217.6	121	57	18	.416	962	96.2	170	303	30.2	80	878	NA
1959	10	615	2641	264.1	480	184.2	135	63	9	.467	799	79.9	140	142	14.2	61	557	NA
1958	9	507	2087	231.9	417	179.6	90	37	6	.411	471	52.3	106	142	15.8	62	629	NA
1957	10	573	2790	279.0	495	183.6	78	38	10	.487	477	47.7	121	195	19.5	69	732	NA
1956	10	617	2999	299.9	497	212.5	122	47	13	.385	887	88.7	146	209	20.9	NA	NA	NA
1955	9	434	1668	185.3	332	127.7	102	33	12	.324	519	57.7	79	94	10.4	NA	729	NA
1954	10	474	1977	197.7	376	150.3	98	39	12	.398	474	47.4	NA	166	16.6	NA	NA	NA

RAY GUY AWARD

Former University of Memphis punter Tom Hornsey was named the 2013 Ray Guy Award winner. The award is annually presented to the nation's best punter.

Hornsey received the award on December 12, 2013, at The Home Depot College Football Awards broadcasted by ESPN. Ray Guy, the College Hall of Fame punter who played at Southern Miss and went on to have a 14-year career in the NFL with the Oakland and Los Angeles Raiders, presented the award.

Hornsey received one of nine National College Football Awards Association (NCAA) awards during the evening. During the evening he was also named a member of the Walter Camp All-America Second Team. He is only the second player from the U of M to be named a Walter Camp All-American, with the other being DeAngelo Williams in 2005.

Hornsey was included on the 2013 NCAA FBS Consensus College Football Team. The recognition is determined by a point system computed from All-America teams named by the American Football Coaches Association and select media sources.

Hornsey was named to the American Football Coaches Association's All-America Team. He was a First-Team All-America selection by the Associated Press, the Football Writers Association of America, Athlon Sports and USA Today.

During his senior season, Hornsey ranked eighth nationally with a 45.2 punting average, helping the Tigers post a 41.02 net punting average that ranked fourth in the country. During the year he had three of the 15 highest game punting averages in Memphis history.

Hornsey placed 29 of 62 punts inside opponents' 20-yard line (.468). The .468 percentage ranked fifth nationally while the 29 punts downed inside the 20 tied for third among FBS punters through the regular season. He only had four of his punts go into the end zone for touchbacks while opponents managed just 19 returns for 136 yards.

A two-time Ray Guy Award Player of the Week, Hornsey averaged



Tom Hornsey is congratulated by Ray Guy after being named the Ray Guy Award winner as the nation's best punter in 2013.

40+ yards 10 times during the season. In the two games in which he averaged just under 40 yards, he placed a total of eight of 13 punts inside opponents' 20-yard line.

During his career, Hornsey had 34 games in which he averaged 40+ yards, three shy of an NCAA record.

Hornsey was the inaugural winner of the Ray Guy Award Player of the Week award when he averaged 49.6 yards per punt against Middle Tennessee. He placed two of his five punts inside the Blue Raiders' 20 and had a 68-yarder in the game. Coupled with a career-long, 79-yard punt the previous week against Duke, he had two of the 10 longest punts in FBS football through the first three weeks of the college season.

Hornsey would also have a 70-yard punt against UT Martin en route to a 46.8 yard average in the Tigers' win against UT Martin. He was recognized for his efforts against UTM with a second Ray Guy Award Player of the Week honor, becoming just the second punter to receive the honor twice during the year.

Hornsey averaged a season-best 51.7 yards against Houston, which

ranked seventh in school history, and also averaged 50.5 yards against Temple on Senior Day.

In addition to his statistical numbers, Hornsey was a member of Justin Fuente's second Leadership Council at the University of Memphis. He was a game captain all 12 contests during the year.

RAY GUY AWARD WINNERS

- 2000: Kevin Stemke, Wisconsin
- 2001: Travis Dorsch, Purdue
- 2002: Mark Mariscal, Colorado
- 2003: B.J. Sander, Ohio State
- 2004: Daniel Sepulveda, Baylor
- 2005: Ryan Plackemeier, Wake Forest
- 2006: Daniel Sepulveda, Baylor
- 2007: Durant Brooks, Georgia Tech
- 2008: Matt Fodge, Oklahoma State
- 2009: Drew Butler, Georgia
- 2010: Chas Henry, Florida
- 2011: Ryan Allen, Louisiana Tech
- 2012: Ryan Allen, Louisiana Tech
- 2013: **Tom Hornsey, Memphis**
- 2014: Tom Hackett, Utah
- 2015: Tom Hackett, Utah
- 2016: Mitch Wishnowsky, Utah

Former University of Memphis place-kicker Joe Allison enjoyed a record-setting career and a brilliant season in 1992, but he never dreamed that, in doing so, he would receive the Lou Groza Award, which is presented to the nation's top college kicker.

Allison, a native of Atlanta, Ga., led the nation in field goals per game, average field goals made per game, and kick-scoring for the final nine weeks of the 1992 season. His 23-of-25 field goals made were the most in the nation, according to the NCAA, and his 92.0 percent made rated best among all kickers for the year.

"I did not know about the Lou Groza Award until we played Tulsa in late October," said Allison. "After the game, Bob Winn (Assistant Athletic Director/Communications) came up to me in the locker room and said that I was a candidate for the award. I didn't even know who Lou Groza was at the time.

"As soon as we returned to campus, I looked up Mr. Groza's statistics in the NFL record book, and I talked to Coach Armstrong (UM kicking coach) about his career with the Cleveland Browns."

Allison continued on his torrid streak of field goals made throughout the remainder of the '92 season. Week after week, his name appeared at the top of the NCAA

statistics for kickers, and a campaign was started to let sports writers and voters throughout the country know about Allison's feats.

For his accomplishments, Allison was named first team All-America by The Football News, The Football Writers Association, the Associated Press, United Press International, College and Pro Football Weekly and The Sporting News. He is Memphis' first-ever first team All-American on the Associated Press squad and was named to more first team All-America squads in one year than any other Memphis football Tiger in the school's history.

Following the Thanksgiving holiday, Allison suffered an attack of appendicitis and had an emergency appendectomy. The surgery kept Allison from traveling to Hollywood, Calif., to appear on the Bob Hope Christmas Special, and it was while he was in the hospital recovering from his surgery that Allison learned that he had won the Lou Groza Award.

"Mr. Winn called and told me that I had won the award and it made me feel a whole lot better," Allison stated. "I was determined that I was going to get well and travel to Florida for the awards ceremony."

Allison did indeed recover from his surgery and, with the assistance of former head coach Chuck Stobart and kicking coach Murray Armstrong, traveled to West Palm Beach, Fla., to receive the first national award ever won by a Memphis player.

The December 10th program was emceed by ABC sportscaster Curt Gowdy, and Baylor University head coach Grant Teaff was the guest speaker.

In accepting the Lou Groza Award from "The Toe" himself, Allison credited his snapper and holder and the entire Tiger special teams unit.

"Out of the 57 snaps during the season," Allison said, "I was the only one who made a mistake. Chad (Williams) did not have a bad snap, Andy (McWilliams) did not have a bad hold, but I missed two field goals. I

LOU GROZA AWARD WINNERS

1992: Joe Allison, Memphis
 1993: Judd Davis, Florida
 1994: Steve McLaughlin, Arizona
 1995: Michael Reeder, TCU
 1996: Marc Primanti, N.C. State
 1997: Martin Gramatica, Kansas State
 1998: Sebastian Janikowski, Florida State
 1999: Sebastian Janikowski, Florida State
 2000: Jonathan Ruffin, Cincinnati
 2001: Seth Marler, Tulane
 2002: Nate Kaeding, Iowa
 2003: Jonathan Nichols, Ole Miss
 2004: Mike Nugent, Ohio State
 2005: Alexis Serna, Oregon State
 2006: Arthur Carmody, Louisville
 2007: Thomas Weber, Arizona State
 2008: Graham Gano, Florida State
 2009: Kai Forbath, UCLA
 2010: Dan Bailey, Oklahoma State
 2011: Randy Bullock, Texas A&M
 2012: Cairo Santos, Tulane
 2013: Roberto Aguayo, Florida State
 2014: Brad Craddock, Maryland
 2015: Ka'imi Fairbairn, UCLA
 2016: Zane Gonzalez, Arizona State

couldn't have done it without their help."

The cousin of the late NASCAR driver Davey Allison, Joe booted 32-of-32 PATs in 1992 and finished with a then-school-record 90 consecutive PATs made for his career.

He set the Memphis record for field goals made in a single season when he kicked his 17th of the year in the Tigers' win over Tulsa in 1992, and ended the year with 23.

For 30 years, the school scoring record for a single season had been 84 points by Dave Casinelli (1963). In 1992, Allison broke Casinelli's record during the Ole Miss game and finished the season with 101 points. He accounted for 35.2 percent of all of the Tigers' points in 1992.

Allison held the Memphis record for 50-yard field goals in a season with three in 1990 before Stephen Gostkowski booted three in 2005. He has, however, hit more 50-plus yard field goals than any other player in Tiger history with five. Allison ranks third all-time in scoring with 262 points and in PATs made with 109, and ranks second in field goals made with 51. He held the No. 1 spots until Gostkowski completed his four-year career in 2005, claiming the top spot in those categories.



HONORED TIGERS

ALL-AMERICANS

The list below of Tiger All-Americans was compiled from various news services, publications and websites as well as from nationally-recognized entities such as the Walter Camp Foundation.

CALVIN ALLEN (OL/DL)

Williamson's Middle All-America (1st, 1950)

JOHN ALLEN (LB)

Associated Press All-America (HM, 1969)

Associated Press All-America (HM, 1970)

JOE ALLISON (K)

Associated Press All-America (1st, 1992)

UPI All-America (1st, 1992)

Football Writers All-America (1st, 1992)

The Sporting News All-America (1st, 1992)

Football News All-America (1st, 1992)

College & Pro Football Weekly All-America (1st, 1992)

Playboy All-America (1st, 1993)

Football News All-America (1st, 1993)

FRED ALMON (DE)

Associated Press All-America (HM, 1969)

DANTON BARTO (LB)

Football News Sophomore All-America (1st, 1991)

Football News All-America (4th, 1992)

Football News All-America (4th, 1993)

DAVID BERRONG (DB)

Associated Press All-America (3rd, 1969)

Football News All-America (3rd, 1969)

EARL BILLINGS (OL)

Williamson's All-American (1st, 1955)

JOHN BOMER (OL)

Associated Press All-America (HM, 1969)

Associated Press All-America (HM, 1970)

MARQUIS BOWLING (DE)

Football News All-America (HM, 1997)

Football News All-America (2nd, 1998)

CHUCK BROOKS (TE)

Football News All-America (1st, 1963)

Detroit Sports Extra All-America (HM, 1963)

Williamson's All-America (1st, 1963)

KEITH BUTLER (LB)

Associated Press All-America (HM, 1977)

DUKE CALHOUN (WR)

CollegeFootballNews.com Freshman All-America (HM, 2006)

DAVE CASINELLI (FB)

N.E.A. All-America (HM, 1963)

Detroit Sports Extra All-America (HM, 1963)

UPI All-America (HM, 1963)

Associated Press All-America (HM, 1963)

Williamson's All-America (2nd, 1963)

COTTON CLIFFORD (OL/DL)

Williamson's Little All-America (HM, 1957)

JIMMY COLE (RB)

Williamson's Middle All-America (HM, 1951)

Williamson's Middle All-America (1st, 1953)

O.C. COLLINS (DB)

Sporting News Freshman All-America

(4th, 2002)

Rivals.com Freshman All-America (1st, 2002)

JERRY DANDRIDGE (LB)

Associated Press All-America (HM, 1975)

ALEX DEES (DE)

Associated Press All-America (HM, 1968)

JAKE ELLIOTT (K)

Walter Camp Football Foundation All-America

(2nd, 2015)

Associated Press All-America (2nd, 2015)

Senior CLASS All-America (2nd, 2016)

JEFF FITE (P)

Street & Smith's All-America (3rd, 1990)

JUDSON FLINT (DB)

The Sporting News All-America (1st, 1988)

BOB FORD (WR)

Williamson's All-America (HM, 1954)

GENE FREDERIC (OL)

SI.com All-America (HM, 2004)

JAMES GAITHER (P)

Sporting News Freshman All-America

(3rd, 2001)

The Football News Freshman All-America

(2nd, 2001)

TED GATEWOOD (OL)

Associated Press All-America (HM, 1986)

MICHAEL GIBSON (P)

Street & Smith's All-America

(HM, preseason, 2006)

STEPHEN GOSTKOWSKI (K)

CollegeFootballNews.com All-America

(HM, 2004)

NationalChamps.Net All-America

(3rd, preseason, 2005)

Street & Smith's All-America (HM, 2005)

Athlon Sports All-America (3rd, 2005)

SI.com All-America (3rd, 2005)

CollegeFootballNews.com All-America

(HM, 2005)

PAUL "SKEETER" GOWEN (RB)

Associated Press All-America (HM, 1969)

Associated Press All-America (HM, 1970)

EARNEST GRAY (WR)

Associated Press All-America (HM, 1977)

Football News All-America (1st, 1978)

ERIC HARRIS (DB)

Football Writers All-America (1st, 1976)

Tom Harmon's Football Today All-America

(1st, 1976)

NCAA Consensus All-America (1st, 1976)

Associated Press All-America (HM, 1976)

TIM HARRIS (DE/OLB)

Associated Press All-America (HM, 1983)

RICKY HART (OL)

Phil Steele Publications Freshman All-America

(5th, 2010)

ARTIS HICKS (OL)

Sporting News Freshman All-America

(3rd, 2004)

TOM HORNSEY (P)

FWAA Freshman All-America (1st, 2010)

Phil Steele Publications Freshman All-America

(3rd, 2010)

NCAA Consensus All-American (2013)

Associated Press All-America (1st, 2013)

AFCA All-America (1st, 2013)

FWAA All-America (1st, 2013)

USA Today All-America (1st, 2013)

Athlon Sports All-America (1st, 2013)

Walter Camp All-America (2nd, 2013)

Phil Steele All-America (1st, 2013)

AL HOTZ (OL)

Associated Press All-America (HM, 1969)

JAMON HUGHES (LB)

SI.com All-America (HM, 2010)

KEN IRVIN (DB)

Football News All-America (HM, 1994)

RAY JAMIESON (FB)

Associated Press All-America (HM, 1968)

OLLIE KELLER (QB)

Williamson's Little All-America (HM, 1953)

JEFF KING (OL)

Football News Sophomore All-America

(3rd, 1991)

JIMMY LACKIE (DB)

Churchman's All-America Team (1977)

DEAN LOTZ (OL)

Associated Press All-America (HM, 1968)

RODNEY MASON (DE)

The Sporting News Freshman All-America (1991)

LARRY MCGHEE (DL)

Associated Press All-America (HM, 1970)

MIKE MCKENZIE (DB)

College Sports News All-America (HM, 1998)

Football News All-America (HM, 1998)

LOU MCLELLAND (TE)

Williamson's Middle All-America (1st, 1951)

GENE MEADOWS (OL)

Williamson's Middle All-America (HM, 1951)

ANDY NELSON (DB)

Williamson's Little All-America (1st, 1957)

BOB PARKER (OL)

Associated Press All-America (HM, 1969)

LLOYD PATTERSON (QB)

Football News Sophomore All-America (1976)

Associated Press All-America (HM, 1977)

BOB PATTERSON (OL/DL)

Williamson's Little All-America (1st, 1954)

DAVE PAWLIK (DL)

Associated Press All-America (HM, 1970)

DONTARI POE (DL)

CollegeFootballNews.com Freshman All-America (HM, 2009)

Pro Football Weekly (HM, 2011)

TONY POLLARD (RB/WR)

FWAA Freshman All-America (1st, 2016)

USA Today Freshman All-America (1st, 2016)

ED RANDOLPH (OL)

Williamson's All-America (1st, 1958)

MATT REAGAN (K/P)

The Sporting News Freshman All-America (2nd, 2006)

CollegeFootballNews.com Freshman All-America (3rd, 2006)

Associated Press All-America (3rd, 2009)

CollegeFootballNews.com All-America (3rd, 2009)

TAYLOR REED (QB)

CollegeFootballNews.com Freshman All-America (HM, 2011)

DOMINIK RILEY (OL)

The Sporting News Freshman All-America (HM, 2007)

MIKE ROBB (QB)

Churchman's All-America Team (1973)

BILL ROBERTSON (WR)

Williamson's All-America (1st, 1949)

BOB RUSH (OL)

Associated Press All-America (HM, 1975)

Associated Press All-America (HM, 1976)

The Sporting News All-America (1st, 1976)

HARRY SCHUH (OL)

N.E.A. All-America (1st, 1963)

Associated Press All-America (HM, 1963)

UPI All-America (HM, 1963)

Williamson's All-America (HM, 1963)

Time Magazine All-America (1st, 1964)

Football Coaches Assoc. All-America (1st, 1964)

Associated Press All-America (2nd, 1964)

UPI All-America (2nd, 1964)

Lockert's All-America (3rd, 1964)

The Sporting News All-America (1st, 1964)

Playboy All-America (1st, 1964)

MOHAMMED SEISAY (DB)

Phil Steele Publications Freshman All-America (5th, 2010)

RON SELLS (OL)

Successful Farmer All-America (2nd, 1996)

Successful Farmer All-America (2nd, 1998)

KAMAL SHAKIR (LB)

The Sporting News Freshman All-America (1st, 1997)

ALLEN SHIPMAN (OL/DL)

Associated Press All-America (HM, 1968)

WESLEY SMITH (DB)

Street & Smith's All-America

(HM, preseason, 2006)

NationalChamps.Net All-America

(HM, preseason, 2005)

Street & Smith's All-America (HM, 2005)

DANNY SPARKMAN (QB)

Associated Press All-America (HM, 1985)

MIKE STARK (OL)

Associated Press All-America (1st, 1971)

Kickoff Magazine All-America (1st, 1971)

Minnesota Line All-America (1st, 1971)

CURTIS STEELE (RB)

SI.com All-America (HM, 2009)

JERRY TODD (DB)

Associated Press All-America (HM, 1968)

RUSSELL VOLLMER (QB)

Williamson's All-America (2nd, 1963)

N.E.A. All-America (HM, 1963)

Associated Press All-America (HM, 1963)

UPI All-America (HM, 1963)

Detroit Sports Extra All-America (HM, 1963)

JEFF WALKER (OL)

Associated Press All-America (HM, 1985)

MARCUS WEST (DE)

NationalChamps.Net All-America

(HM, preseason, 2005)

Street & Smith's All-America (HM, 2005)

RYAN WHITE (K)

Football News All-America (HM, 1998)

Football News Freshman All-America (1st, 1998)

College Sports News All-America (HM, 1998)

Sporting News Freshman All-America (1st, 1998)

Playboy All-America (1st, 2000)

Phil Steele All-America (1st, 2001)

ALEX WILLIAMS (FB)

Williamson's Middle All-America (HM, 1950)

DEANGELO WILLIAMS (RB)

Pro Football Weekly All-America (1st, 2004)

Associated Press All-America (3rd, 2004)

SI.com All-America (2nd, 2004)

CollegeSportsReport.com All-America

(2nd, 2004)

CollegeFootballNews.com All-America

(2nd, 2004)

NationalChamps.Net All-America

(1st, preseason, 2005)

Blue Ribbon College Football Yearbook

(1st, 2005)

Street & Smith's All-America (2nd, 2005)

Athlon Sports All-America (2nd, 2005)

Lindy's Football All-America (2nd, 2005)

Playboy All-America (1st, 2005)

American Football Coaches Assoc. All-America

(1st, 2005)

Walter Camp Foundation All-America (1st, 2005)

Associated Press All-America (2nd, 2005)

CollegeFootballNews.com All-America

(2nd, 2005)

SI.com All-America (2nd, 2005)

JEROME WOODS (DB)

Football News All-America (2nd, 1995)

College Sports Magazine All-America

(3rd, 1995)

Associated Press All-America (3rd, 1995)

JAMES EARL WRIGHT (QB)

Williamson's All-America (HM, 1960)

NATIONAL AWARDS/HONORS

RAY GUY AWARD

The Ray Guy Award is a national award presented annually to the nation's top punter.

2013: Tom Hornsey (see page 118)

LOU GROZA AWARD

The Lou Groza Award is a national award presented annually to the nation's top kicker.

1992: Joe Allison (see page 119)

ALLSTATE AFCA**GOOD WORKS TEAM**

2013: Jacob Karam (QB)

NATIONAL FOOTBALL FOUNDATION HALL OF FAME

The following Memphis football coaches and players have received recognition from the National Football Foundation & Hall of Fame for their work both on and off the football gridiron.

1991: Allyn McKeen (Coach)

ARA SPORTSMANSHIP AWARD

2005: DeAngelo Williams (RB)

ESPY AWARD

1996: Kevin Cobb

(95-yard kickoff return vs UT)

**Also selected as the play of the year in college football

ESPN THE MAGAZINE COURAGE AWARD

The ESPN the Magazine Courage Award is presented by the Football Writers Association of America to the collegiate athlete who overcomes adversity.

2004: Haracio Colen (NT)

LEE ROY SELMON COMMUNITY SPIRIT AWARD

The Lee Roy Selmon Community Spirit Award is presented by Premier Players Sports Foundation and recognizes a collegiate student-athlete's community service.

2012: Akeem Davis (LB)

ALL-AMERICAN FOOTBALL FOUNDATION HALL OF FAME

1995: Ken Donahue (Assistant Coach)

Paul Davis (Assistant Coach)

1996: Allyn McKeen (Head Coach)

Billy J. Murphy (Head Coach)

Percy Roberts (OG)

1997: Ralph Hatley (Head Coach)

Roger French (Assistant Coach)

Bob Patterson (QB)

"Red" Hoggatt (OG)

Horace McCool (OT)

Bubba Winkler (DT)

HONORED TIGERS

- 1998: Russ Vollmer (QB)
James Earl Wright (QB)
Murray Armstrong (Asst Coach)
Pete Cordelli (Assistant Coach)
John Barnhill (OT)
Ed Molinski (Assistant Coach)
Harry Schuh (OT)
Rex Dockery (Head Coach)
Bob Winn (Scoop Hudgins Award)
Dr. C.C. Humphreys (Admin)
- 1999: Bill Robertson (End)
Fred Pancoast (Coach)
Jack Carter (Assistant Coach)
J.W. Patrick (Assistant Coach)
Charlie Cavagnaro (Administrator)
Jack Bugbee (Scoop Hudgins Award)
- 2000: Billy Fletcher (QB)
Jimmy Cole (RB)
Joe Allison (K)
John Fred Robilio (NT)
Dr. Thomas Carpenter (Admin)
R.C. Johnson (Administrator)
- 2001: Tommy West (Assistant Coach)
Ed Cantler (Athletic Trainer)
- 2002: Tommy West (Head Coach)
Don McKinnon (OL)
Billy Fletcher (QB)
Al Brown (M Club Director)
- 2003: Billy J. Murphy (Administrator)
Bob Ford (Assistant Coach)
John Bramlett (LB)
Joe Clayton (OL)
Ken Apple (DE)
Haywood Smith (Administrator)
- 2008: Jennifer Rodrigues (Scoop Hudgins Award)

GAME/WEEKLY HONORS

ESPN PLAYER OF THE GAME

On most ESPN televised football game, an offensive and defensive player of the game is selected.

- 1982: Johnny Walker (LB) vs Georgia
1993: Isaac Bruce (WR) vs Miami (FL)
2003: Danny Wimprine (QB) vs North Texas
2004: Danny Wimprine (QB) vs Louisville
2005: DeAngelo Williams (RB) vs Akron

CHEVROLET SCHOLARSHIP AWARD

The following players have had a \$1,000 scholarship given to the general scholarship fund in their names. Chevrolet Motor Division, which sponsored the telecast, donated the scholarship.

- 1980: Stanley Adams (DE) vs Florida State

TEXACO STAR CLASSIC MVP AWARD

The following players have had a \$1,000 scholarship given in their name to the general athletic scholarship fund at the UM. Texaco, the sponsor of the Texaco Star Classic in Orlando, Fla., donated the scholarship.

- 1990: Jeff Fite (P) vs Florida State

SPORTS ILLUSTRATED PLAYER OF THE WEEK

- 1963: John Fred Robilio (NG) vs Ole Miss
1965: Billy Fletcher (QB) vs Mississippi St.
1966: Joe Rushing (LB) vs Tulsa

- 1977: Keith Clark (DE) vs Houston
1992: Ken Irvin (DB) vs Arkansas

ASSOCIATED PRESS PLAYER OF THE WEEK

- 1960: James Earl Wright (QB) vs Ole Miss
1963: Russ Vollmer (QB) vs Mississippi St.
1965: Billy Fletcher (QB) vs Mississippi St.
1975: Jerry Dandridge (LB) vs Auburn
1984: Tim Harris (LB) vs Southwestern La.
Danny Sparkman (QB) vs Cincinnati
1987: Damon Young (LB) vs Ole Miss
Tory Epps (NG) vs Alabama
Wayne Pryor (FB) vs Alabama
Marlon Brown (LB) vs Louisville

FOOTBALL NEWS PLAYER OF THE WEEK

- 1990: Larry Porter (RB) vs Arkansas St.
1992: Ken Irvin (DB) vs Arkansas

THE SPORTING NEWS PLAYER OF THE WEEK

- 1988: Eddie Moore (DB) vs Florida
1992: Ken Irvin (DB) vs Arkansas
1993: Steve Matthews (QB) vs Mississippi St.

AT&T LONG DISTANCE PLAYER OF THE WEEK

- 1996: Qadry Anderson vs Houston
(82-yard pass)
Teofilo Riley vs Houston
(82-yard reception)
Kevin Cobb vs Tennessee
(95-yard kickoff return)

RAY GUY PLAYER OF THE WEEK

- 2013: Tom Hornsey vs UT Martin
Tom Hornsey vs Middle Tennessee

LOU GROZA STARS OF THE WEEK

- 2013: Jake Elliott at Houston
Jake Elliott at USF
2014: Jake Elliott vs Tulsa

MISCELLANEOUS AWARDS/HONORS

TENNESSEE SPORTS HALL OF FAME

- 1968: John Barnhill (OG)
Dr. C.C. Humphreys (Coach/AD)
1976: Billy J. Murphy (Coach)
1989: Rex Dockery (Coach)
Harry Schuh (OT)
1990: Ralph Hatley (Coach)
1991: John Bramlett (LB)
1992: Tom Nix (E)
1993: Leo Davis (Coach)
1994: Ed Molinski (Coach)
James Earl Wright (QB)
1996: Mooney Boswell (DE)
1997: Bill Hudson (OG)
1998: Russ Vollmer (QB)
2000: Murray Armstrong (Coach)
Keith Butler (LB)
2001: Billy Fletcher (QB)
2002: Jimmy Cole (RB)
Ken Donahue (Coach)
2003: Bob Patterson (OG)
2005: DeAngelo Williams (RB);
Amateur Athlete of the Year Award
2006: DeAngelo Williams (RB);
Amateur Athlete of the Year Award
2007: Fred Pancoast (Coach)
2009: Andy Nelson (QB/DB)

- 2015: Isaac Bruce (WR)
2016: Earnest Gray (WR)

TENNESSEE SPORTS WRITERS ASSOCIATION

- 2003: Tommy West, Coach of the Year
2004: DeAngelo Williams, Player of the Year
2015: Justin Fuente, Coach of the Year
2015: Paxton Lynch, Player of the Year
2016: Mike Norvell, Coach of the Year

TOUCHDOWN CLUB OF COLUMBUS (OH)

The Touchdown Club of Columbus holds an awards banquet each February since 1955 and presents several awards of distinction to various college and high school football players.

- 2005: DeAngelo Williams (RB)
(Player to Watch in 2005)
2017: Riley Ferguson (QB)
(Player to Watch in 2017)
Anthony Miller (WR)
(Player to Watch in 2017)

PEACH OF AN ATHLETE ROLE MODEL AWARD

The Atlanta Council Boy Scouts of America holds a banquet each year to honor collegiate, olympic and professional athletes. To be selected for the collegiate Peach of An Athlete Role Model award, the athlete must be playing at a college or university in Georgia or be from the state of Georgia.

- 2007: Andy Smith (OL) - Fayetteville, GA

LIBERTY BOWL ALLIANCE PLAYERS OF THE YEAR

- 1994: Ken Irvin
Co-Defensive Player of the Year
Duane Vandborg
Co-Defensive Player of the Year
1995: Jerome Woods
Defensive Player of the Year

SOUTHERN LIVING ALL-SOUTH TEAM

- 1969: Jerry Todd (DB)
1992: Danton Barto (LB)
1993: Danton Barto (LB)
1993: Joe Allison (K)

VANGUARD CLUB

Given by the Memphis Vanguard Club to the outstanding athlete in the Mid-South area.

- 1975: Jerry Dandridge (LB)
Lummy Wright (DE)
1976: Bob Rush (C)
1977: Lloyd Patterson (QB)
1978: Earnest Gray (WR)
1998: Tony Williams (DT)
Jerome Woods (DB)

CONFERENCE AWARDS/HONORS

THE AMERICAN COACH OF THE YEAR

- 2014: Justin Fuente

**THE AMERICAN SPECIAL TEAMS
PLAYER OF THE YEAR**

- 2013: Tom Hornsey (P) (co)
- 2014: Jake Elliott (K)
- 2015: Jake Elliott (K)
- 2016: Tony Pollard (KR)

**THE AMERICAN DEFENSIVE
PLAYER OF THE YEAR**

- 2014: Tank Jakes (LB)

THE AMERICAN ALL-CONFERENCE

- 2013: Jake Elliott (K), 1st
Martin Ifedi (DL), 1st
Tom Hornsey (P), 1st
- 2014: Al Bond (OT), 1st
Alan Cross (TE), 1st
Martin Ifedi (DL), 1st
Tank Jakes (LB), 1st
Bobby McCain (CB), 1st
Jake Elliott (PK), 1st
Paxton Lynch (QB), 2nd
Brandon Hayes (RB), 2nd
Keiwone Malone (WR), 2nd
Spencer Smith (P), 2nd
- 2015: Jake Elliott (K), 1st
Paxton Lynch (QB), 1st
Taylor Fallin (OT), 1st
Spencer Smith (P), 1st
Alan Cross (TE), HM
- 2016: Genard Avery (LB), 1st
Jake Elliott (K), 1st
Daniel Montiel (TE), 1st
Tony Pollard (RB/KR), 1st
Spencer Smith (P), 1st
Anthony Miller (WR), 2nd

**C-USA OFFENSIVE
PLAYER OF THE YEAR**

- 2003: DeAngelo Williams (RB)
- 2004: DeAngelo Williams (RB)
- 2005: DeAngelo Williams (RB)

**C-USA SPECIAL TEAMS
PLAYER OF THE YEAR**

- 2005: Stephen Gostkowski (K)

C-USA NEWCOMER OF THE YEAR

- 2008: Curtis Steele (RB)

C-USA ATHLETE OF THE YEAR

- 2005-06: DeAngelo Williams (RB) (co)

C-USA ALL-DECADE TEAM

In celebration of its 10th anniversary during the 2004-05 season, Conference USA selected an All-Decade Team for each of its 19 sports.

- 2004: DeAngelo Williams (TB)

C-USA SPORTSMANSHIP AWARD

- 2007: Rusty Clayton (DS)
- 2008: Andy Smith (OL)

**C-USA SPIRIT OF
SERVICE AWARD**

- 2010: Dominik Riley (OL)
- 2012: Jacob Karam (QB)

ALL-CONFERENCE USA

- 1996: Richard Hogans (LB), 1st
Tony Williams (DT), 2nd
Keith Spann (DB), 2nd
Ted Lane (PK), 2nd
Tavares Middlebrooks (OL), FR
Damien Dodson (WR), FR
Caspor Stiles (LB), FR

- 1997: Mike McKenzie (LB), FR
Mike McKenzie (DB), 1st
Marquis Bowling (DT), 1st
Daniel Gomez (OT), 2nd
Gerard Arnold (RB), 2nd
Reid Hedgepeth (TE), FR
Marcus Bell (DT), FR
Kamal Shakir (LB), FR

- 1998: Mike McKenzie (DB), 1st
Marquis Bowling (DT), 1st
Ryan White (K), 1st
Ron Sells (OT), 2nd
Gerard Arnold (RB), 2nd
Artis Hicks (OG), FR
David Sherrod (OT), FR
Andre Arnold (DE), FR
Idrees Bashir (DB), FR

- 1999: Tramont Lawless (DE), 1st
Ryan White (K), 1st
Tim Seymour (C), 2nd
Kamal Shakir (LB), 2nd
Marcus Bell (NT), 2nd
Travis Anglin (QB), FR
Co-Freshman of the Year
Jeff Sanders (RB), FR
Trey Eyre (OG), FR

- 2000: Andre Arnold (DE), 1st
Marcus Bell (NT), 1st
Kamal Shakir (LB), 1st
Idrees Bashir (FS), 1st
Michael Stone (DB), 1st
Billy Kendall (TE), 2nd
Jeremiah Bonds (RB), FR
Jason Brown (DB), FR
Coot Terry (OLB) FR

- 2001: Glenn Sumter (DB), 1st
Artis Hicks (OG), 1st
Dante Brown (RB), 2nd
Darron White (WR), FR
Drew Harmon (C), FR
James Gaither (P), FR
Jimond Pugh (C), 1st
Tony Brown (DT), 2nd
Travis Anglin (WR), 2nd
Derrick Ballard (LB), 2nd
DeAngelo Williams (RB) FR

- O.C. Collins (DB), FR
Stephen Gostkowski (K), FR
John Doucette (TE), FR
- 2003: DeAngelo Williams (RB), 1st &
Offensive Player of the Year
Wesley Smith (DB), 1st
Maurice Avery (WR), 2nd
Coot Terry (OLB), 2nd
Eric Taylor (DT), 2nd
Gene Frederic (C), 3rd
Jeremy Rone (OT), 3rd
Derrick Ballard (DB), 3rd
Scott Vogel (DB), 3rd
Blake Butler (OG), FR

- 2004: DeAngelo Williams (RB), 1st &
Offensive Player of the Year
Gene Frederic (C), 1st
Wesley Smith (FS), 1st
Stephen Gostkowski (K), 1st
Danny Wimprine (QB), 2nd
Jeremy Rone (OL), 2nd
Tavares Gideon (WR), 2nd
Marcus West (DL), 2nd
Greg Hinds (LB), FR

- 2005: DeAngelo Williams (RB), 1st &
Offensive Player of the Year
Andrew Handy (OL), 1st
Marcus West (DL), 1st
Wesley Smith (FS), 1st
Stephen Gostkowski (K), 1st &
Special Teams Player of the Year
Michael Gibson (P), 2nd

- Brandon Pearce (OL), FR
Maurice Jones (WR), FR
Rusty Clayton (DS), 1st*
- 2006: Michael Gibson (P), 1st# & 2nd*
Brandon McDonald (DB), 2nd* & 3rd#
Blake Butler (OL), 3rd#*
Brandon Pearce (OL), 3rd#
Ryan Scott (WR), 3rd*
Duke Calhoun (WR), FR#*
Greg Terrell (DL), FR#*
Matt Reagan (K), FR*

* - selected by C-USA Media (in '06 & '07)
- selected by C-USA Coaches (in '06 & '07)

- 2007: Andy Smith (OL), 1st# & 2nd*
Duke Calhoun (WR), 2nd#*
Jake Kasser (LB), 2nd#*
Dominik Riley (OL), FR#*
Keenan Bratcher (DS), FR#*

* - selected by C-USA Media (in '06 & '07)
- selected by C-USA Coaches (in '06 & '07)

- 2008: Brandon Pearce (OL), 1st
Clinton McDonald (DL), 1st
Curtis Steele (RB), 2nd
Ronald Leary (OL), FR
Curtis Steele (RB), 1st
Duke Calhoun (WR), 2nd
Matt Reagan (P), 2nd
Jamie McCoy (OL), FR
Dontari Poe (DL), FR

- 2010: Jamon Hughes (LB), 1st
Dominik Riley (OL), 2nd
Tom Hornsey (P), FR
Ricky Hart (OL), FR
Mohammed Seisay (DB), FR
Ronald Leary (OL), 2nd
Dontari Poe (DL), 2nd

- 2011: Alan Cross (TE), FR
Jordan Devey (OL), 2nd
Taylor Fallin (OL), FR
Johnnie Farms (DL), 2nd
Ricky Hunter (DL), FR
Martin Ifedi (DL), 2nd

ALL-NATIONAL INDEPENDENT

- 1994: Ken Irvin (DB), 3rd
James Logan (DE), HM
Ryan Roskelly (WR/PR), 1st &
Newcomer of the Year
Marcus Holliday (RB), 3rd
Luis Tejada (PK), 1st
Jesse Allen (LB), 1st
John Ludwiczak (C), 2nd
Keith Setler (OT), 2nd
Bryan Barnett (DT), 2nd
Brian Davis (KR), 2nd
- 1995: Jerome Woods (DB), 1st &
Defensive Player of Year
Tony Williams (NG), 2nd
Bryan Barnett (DT), 3rd
Ryan Roskelly (WR/PR), 3rd
Keith Spann (DB), 3rd
Ken Newton (C), 3rd

ALL-IFA CONFERENCE

The IFA (Independent Football Alliance) was formed in 1992 and was comprised of five 1-A Independent football playing schools. The Alliance included Memphis, Tulsa, Southern Miss, Cincinnati and East Carolina.

- 1992: Joe Allison (K), 1st
Danton Barto (LB), 1st
Larry Bolton (C), 1st
Jeff Buffalo (P), 1st
Russell Copeland (WR), 1st
Chris Hobbs (NG), 1st
Steve Matthews (QB), 1st
Jeremy Williams (DB), 1st
Stevie Williams (OG), 1st

HONORED TIGERS

1993: Isaac Bruce (WR), 1st
Stevie Williams (OL), 1st
Rod Brown (DE), 1st
Danton Barto (LB), 1st &
Defensive Player of the Year
Dominic Calloway (DB), 1st
Joe Allison (PK), 1st

ALL-METRO CONFERENCE

1980: Rick Snider (OT)
Jerry Knowlton (FL)
Stanley Adams (LB)
Michael Thomas (LB)
Todd Ondra (LB)
1981: Tom Dorian (OG)
Ken DeFeo (C)
Greg Montgomery (DT)
Mike Kleimeyer (LB)
Marvin Chatman (DB)
1982: Ken DeFeo (C)
Greg Montgomery (DT)
Tom Dorian (OG)
Johnny Walker (LB)
1983: Tim Harris (DE)
Eric Fairs (LB)
Jeff Walker (OT)
Derrick Crawford (WR)
Danny Sparkman (QB)
Don Glosson (K)
Greg Montgomery (DT)
Percy Nabors (DB)
1984: Tim Long (OT)
Tim Harris (LB)
Donnie Elder (DB)
Eric Fairs (LB)
Don Glosson (K)
Punkin Williams (RB)
1985: Jeff Walker (OT)
Danny Sparkman (QB)
Dennis Borcky (DE)
Tim Harris (LB)
David East (C)
Jerry Harris (WR)
Eric Fairs (LB)
Trell Hooper (DB)
1986: Ted Gatewood (C)
David Brandon (LB)
1987: Ted Gatewood (C)
Tim Borcky (OT)
Reggie Dubose (DB)
1988: Eddie Moore (DB)
Reid Bennett (OG)
Tory Epps (NG)
Mike Nettles (DB)
Charles Wilson (WR)
Damon Young (LB)
Jeff Fite (P)
1989: Marvin Cox (RB)
Glenn Rogers, Jr. (DB)
Eddie Moore (DB)
Keith Bland (OT)
Clark Stevenson (C)
John Butler (K)
Tory Epps (NG)
1990: Jeff Fite (P)

**MISSOURI VALLEY
COACH OF THE YEAR**

John Bomer (C)
Paul Gowen (RB), Sophomore of
the Year
Bobby Dees (DE)
Luis Fernandez (DT)
Fred Almon (NG)
John Allen (LB)
David Berrong (DB)
Billy J. Murphy, Coach of the Year
1970: Mike Stark (OT)
Larry McGhee (OG)
John Bomer (C)
Larry Frankenbach (DE)
David Pawlik (NG)
John Allen (LB)
Rick Kale (DB)
Walter Daggett (DB)
Paul Gowen (RB)
1971: Billy J. Murphy, Coach of the Year
Mike Stark (OT)

**MISSOURI VALLEY
COACH OF THE YEAR**

1968: Billy J. Murphy
1969: Billy J. Murphy
1971: Billy J. Murphy

ALL-SOUTH INDEPENDENT

1973: Eric Harris (DB)
Bobby Ward (WR)
1974: Ken Niemaseck (DT), 1st
Bobby Williams (K), 1st
Jerry Dandridge (LB), 2nd
Eric Harris (DB), 2nd
James Thompson (WR), 2nd
Van Anderson (DE), 2nd
David Fowler (QB), HM
Ronald Moon (RB), HM
Early Jones (DT), HM
Bob Rush (C), HM
Keith Wright (WR), HM
Bobby Ward (WR), HM
1975: Jerry Dandridge (LB)
Early Jones (DT)
Bob Rush (C)
Keith Wright (FL)
Terdell Middleton (RB)
Lummy Wright (DE)
1976: Lloyd Patterson (QB)
Bob Rush (C)
Eric Harris (DB)
1977: Earnest Gray (WR)
Lloyd Patterson (QB)
Keith Wright (FL)
Keith Butler (LB)
1978: Earnest Gray (WR)
Tony Graves (DB)
Rick Snider (OT)
1979: Johnny Walker (LB)
1982: Tim Harris (DE), 1st
Eric Fairs (LB), 1st
1983: Tim Harris (DE), 1st
Tim Long (OT), 1st
Derrick Burroughs (DB), 1st
Don Glosson (K), 2nd
Eric Fairs (LB), 2nd
Punkin Williams (RB), 2nd
Donnie Elder (DB), 2nd
1985: Eric Fairs (LB), 1st
Jeff Walker (OT), 1st
Danny Sparkman (QB), 2nd
1986: David Brandon (DE), 2nd
Ted Gatewood (C), 2nd
1987: Marlon Brown (LB), 1st
Tim Borcky (OT), 1st
Ted Gatewood (C), 2nd
Scott Dill (OG), 2nd
1988: Eddie Moore (DB), 1st
Reid Bennett (OG), 1st

Jeff Fite (P), 2nd
Tory Epps (NG), 2nd
Damon Young (LB), 2nd
Charles Wilson (WR), 2nd
1989: John Butler (K), 2nd
Marvin Cox (RB), 2nd
1990: Glenn Rogers Jr. (DB), 1st
Jeff Fite (P), 2nd
Keith Bland (OT), 2nd
Chris Hobbs (NG), 1st
Danton Barto (LB), 1st
Jeff Buffaloe (P), 1st
Dominic Calloway (DB), 1st
James Maclin (OG), 2nd
1992: Joe Allison (K), 1st &
Offensive Player of the Year
Danton Barto (LB), 1st &
Defensive Player of the Year
Larry Bolton (C), 1st
Jeff Buffaloe (P), 1st
Russell Copeland (WR), 1st
Chris Hobbs (NG), 1st
Jeff King (OG), 1st
Steve Matthews (QB), 1st
Larry Porter (TB), 2nd
Jeremy Williams (DB), 2nd
Stevie Williams (OG), 2nd
1993: Joe Allison (PK)
Danton Barto (LB)
Isaac Bruce (WR)
Dominic Calloway (DB)
Tony Semple (OT)
Stevie D. Williams (OG)

CONFERENCE WEEKLY HONORS**THE AMERICAN
PLAYERS OF THE WEEK**

2013: Martin Ifedi (DE), 9/23
Jake Elliott (K), 10/14
Bobby McCain (DB), 11/18
Jake Elliott (K), 11/18
2014: Paxton Lynch (QB), 9/8
Tank Jakes (LB), 9/22
Tank Jakes (LB), 10/6
Brandon Hayes (RB), 10/31
Jake Elliott (PK), 10/31
Jake Elliott (PK), 11/7
Paxton Lynch (QB), 11/29
Jake Elliott (PK), 11/29
2015: Roderick Proctor (WR), 9/7
Jake Elliott (K), 9/21
Spencer Smith (P), 9/28
Nick Jacobs (P), 10/5
Paxton Lynch (QB), 10/19
Paxton Lynch (QB), 10/26
Jake Elliott (K), 11/2
Paxton Lynch (QB), 11/30
2016: Riley Ferguson (QB), 9/26
Jake Elliott (K), 10/17
Austin Hall (DB), 10/17
Riley Ferguson (QB), 11/7
Jake Elliott (K), 11/7
Riley Ferguson (QB), 11/28

**CONFERENCE USA
PLAYERS OF THE WEEK**

1995: Joe Borich (QB), 10/14
Jerome Woods (DB), 10/14
Richard Hogans (LB), 10/28
Richard Hogans (LB), 11/11
1996: Richard Hogans (LB), 9/14
Keith Spann (DB), 10/5
Richard Hogans (LB), 10/19
Tony Williams (NG), 11/9
Drew Paimore (P), 9/21
Ted Lane (K), 10/5

- Kevin Cobb (KR), 11/9
- 1997: Drew Pairamore (P), 8/30
Don Haselwood (DB), 11/15
- 1998: Ryan White (K), 10/17
- 1999: Marcus Bell (NG), 11/13
Ryan White (K), 9/25
Ryan White (K), 10/9
Ryan White (K), 10/31
- 2000: Idrees Bashir (DB), 9/23
Kamal Shakir (LB), 10/7
Ryan White (K), 9/16
- 2001: Dante Brown (RB), 10/13
Derrick Ballard (OLB), 10/6
- 2002: DeAngelo Williams (RB), 9/21
- 2003: Danny Wimprine (QB), 9/8
Stephen Gostkowski (K), 9/8
Will Hyden (LB), 10/20
DeAngelo Williams (RB), 10/27
Danny Wimprine (QB), 11/3
DeAngelo Williams (RB), 11/17
Wesley Smith (FS), 11/24
- 2004: Wesley Smith (FS), 9/20
Stephen Gostkowski (K), 9/20
DeAngelo Williams (RB), 10/4
DeAngelo Williams (RB), 11/15
- 2005: DeAngelo Williams (RB), 10/3
Derek Clenin (DB), 10/3
DeAngelo Williams (RB), 10/24
Stephen Gostkowski (K), 11/28
- 2006: Michael Grandberry (KR), 11/27
- 2007: Matt Reagan (K), 10/22
Martin Hankins (QB), 11/12
Jake Kasser (LB), 11/19
Matt Reagan (K), 11/26
- 2008: Clinton McDonald (DL), 9/29
Vinnie Zaccario (K), 10/6
Curtis Steele (RB), 10/27
- 2009: Curtis Steele (RB), 10/12
- 2010: Tom Hornsey (P), 9/20
Jamon Hughes (LB), 10/18

CONFERENCE ACADEMIC AWARDS

THE AMERICAN CONFERENCE STUDENT-ATHLETE OF THE YEAR

- 2016: Jake Elliott (K)
- 2014: Charles Harris (DB)

THE AMERICAN CONFERENCE ALL-ACADEMIC TEAM

- 2013: Sam Billings (LS)
Drew Bishop (WR)
Zach Collins (OL)
Alan Cross (TE)
Demonta Daniel (FB/LB)
Jake Elliott (K)
Mose Frazier (WR)
Andrew Gaines (DB)
Charles Harris (LB)
Adrian Henderson (WR)
Tom Hornsey (P)
Dan Hrvoich (OL)
Martin Ifedi (DE)
Jacob Karam (QB)
Gabe Kuhn (OL)
Jesse Milleson (TE)
Daniel Montiel (TE)
B.J. Ross (DB)
Austin Scott (DE)
Brayden Scott (QB)
Micah Simmons (OL)
Spencer Smith (PK/P)
Michael Stannard (OL)
Tearris Wallace (RB)
Mike Weed (QB)
Drew Widmer (FB)
Anthony Young (DB)
- 2014: Drew Bishop (WR)

- Jake Elliott (PK)
- Mose Frazier (WR)
- McKenzie Hill (DE)
- Nick Jacobs (P)
- Tyler Kolodny (TE)
- Darius Lee (RB)
- Phil Mayhue (WR)
- Daniel Montiel (TE)
- Jace Neville (OL)
- Chris Roberson (OL)
- Austin Scott (DE)
- Dashaughn Terry (DB)
- Terry Useiton (OL)
- Tearris Wallace (RB)
- Austin Williams
- Robby Young (TE)

C-USA ALL-ACADEMIC TEAM

- 2006: Rusty Clayton (DS)
Brandon Patterson (DB)
- 2007: Jake Kasser (LB)
Brandon Patterson (DB)
- 2008: Brandon Pearce (OL)
Brandon Patterson (DB)
- 2009: Matt Reagan (K/P)
- 2010: Dominik Riley (OL)
- 2012: Jacob Karam (QB)

NATIONAL ACADEMIC AWARDS/HONORS

COSIDA ACADEMIC HONORS

The College Sports Information Directors of America (CoSIDA) select All-District and All-America Academic teams. First-team All-District selections advance to the national ballot. Athletes who are selected to the District teams are referred to as Academic All-District. Academic All-America is only used in reference to athletes who make one of the CoSIDA national teams.

- 1963: Dave Casinelli (RB)
Academic All-American, 2nd
- 1992: Pat Jansen (DL)
Academic All-American, 1st
Gary Bouldin (TE)
Academic All-American, 2nd
Jeremy Williams (DB)
All-District IV, 1st
- 2003: DeAngelo Williams (RB)
All-District IV, 1st
- 2004: Rusty Clayton (DS)
All-District IV, 1st
- 2005: Rusty Clayton (DS)
All-District IV, 2nd
Derek Clenin (DB)
All-District IV, 2nd
- 2006: Rusty Clayton (DS)
All-District IV, 1st
Brandon Patterson (DB)
All-District IV, 2nd
- 2007: Brandon Patterson (DB)
Academic All-American, 2nd
Jake Kasser (LB)
All-District IV, 1st
Brandon Pearce (OL)
All-District IV, 2nd
- 2008: Brandon Patterson (DB)
Academic All-American, 2nd
Matt Reagan (K)
All-District IV, 1st
Brandon Pearce (OL)
All-District IV, 1st
- 2009: Matt Reagan (P/K)
All-District IV, 2nd
- 2014: Charles Harris (LB)

- All-District III, 1st
- 2016: Jake Elliott (K)
Academic All-American, 1st
Daniel Montiel (TE)
Academic All-American, 2nd

NATIONAL FOOTBALL FOUNDATION SCHOLAR-ATHLETE AWARD

The following Memphis football players have received recognition from the National Football Foundation & Hall of Fame for their work in the classroom.

- 1976: Jimmy Lackie (FS)
- 1977: Jim Mincey (FS)
- 1978: Jarvis Greer (SS)
- 1981: Johnny Ray (FS)
- 1982: Gerald Brown (WR)
- 1987: Arthur Franklin (P)
- 1988: Mark Bowen (LB)
- 1989: Andy Whitwell (QB)
- 1990: Ron Bemis (QB)
- 1991: Jeff Fite (P)
- 1992: Gary Bouldin (TE)
- 1993: Jeff Buffaloe (P)
- 1994: Jeremy Williams (DB)
- 1995: Joel Peschke (TE)
- 1996: Britton Wilkins (LB)
- 1997: Jimmy Keith (K)
- 1998: Jeff Bazemore (DB)
- 1999: Brandon Tucker (RB)
- 2000: Rodney Lanctot (DE)
- 2001: Scott Scherer (QB)
- 2002: Boris Penchion (DL)
- 2003: Will Hyden (LB)
- 2004: Ryan Ivey (H)
- 2005: Stephen Gostkowski (K)
- 2006: Rusty Clayton (DS)
- 2007: Jake Kasser (LB)
- 2008: Brandon Pearce (OL)
- 2009: Brett Toney (H/QB)
- 2010: Dominik Riley (OL)
- 2011: Michael Antonescu (OL)
- 2012: Akeem Davis (LB)
- 2013: Jesse Milleson (TE)
- 2014: Charles Harris (LB)

NFF HAMPSHIRE HONOR SOCIETY

The National Football Foundation & College Hall of Fame (NFF) selects a football honor society comprised of college players from all divisions who each maintained a 3.2 grade point average or better.

- 2006: Rusty Clayton (DS)
- 2007: Andy Smith (OL)
Jake Kasser (LB)
- 2008: Brandon Patterson (DB)
Brandon Pearce (OL)
Brent Sutherland (P)
- 2009: Matt Reagan (K/P)
Brett Toney (H)
- 2012: Mitch Huelsing (DB)
- 2013: Tom Hornsey (P)
Jacob Karam (QB)
Jesse Milleson (TE)
- 2014: Charles Harris (LB)
- 2015: Micah Simmons (OL)
- 2016: Jake Elliott (K)
Daniel Montiel (TE)

HITACHI/CFA SCHOLAR-ATHLETE AWARD

- 1992: Jeremy Williams (DB)
- 1993: Larry Bolton (C)
- 1994: Tony Semple (OT)
- 1995: Jeremy Williams (DB)

HONORED TIGERS

INSTITUTIONAL AWARDS/HONORS

SAE-PAUL GINGOLD MVP AWARD

Given in honor of former Sigma Alpha Epsilon brother Paul Gingold, this award is presented to the MVP of the annual Blue-Gray spring game. The award is voted on by members of the media.

1965: Chuck Pettit (OT)
 1966: Larry Duck (DT)
 Bill McRight (LB)
 1967: Russ Denof (RB)
 1968: Ken Apple (NG)
 1969: Rod Hayden (DE)
 John Bomer (C)
 1970: Walter Daggett (DB)
 Jay McCoy (RB)
 1971: Bobby Russell (DT)
 1972: Carey Mulwee (LB)
 1973: Mark Benskin (TE)
 1974: Greg Gore (DE)
 1975: Keith Butler (LB)
 1976: Terdell Middleton (RB)
 1977: James King (RB)
 1978: Richard Locke (FB)
 1979: Johnny Ray (DB)
 1980: Michael Harper (WR)
 1981: Danny Felts (RB)
 1982: Tony Wiley (RB)
 1983: Don Glosson (K)
 1984: Jeff Womack (RB)
 1985: RAIN OUT
 1986: Jeff Womack (RB)
 1987: Gerald White (RB)
 1988: Elgin Perkins (RB)
 1989: Tommy Ferrari (QB)
 1990: Gary Bouldin (QB)
 1991: Joe Cole (QB)
 1992: Larry Porter (RB)
 1993: Isaac Bruce (WR)
 Rod Brown (LB)
 1994: Dan Bonner (DE)
 1995: Chad Reed (QB)
 1996: Keith Cobb (RB)
 1997: Bernard Oden (QB)
 Gerard Arnold (RB)
 1998: Kenton Evans (QB)
 1999: Neil Suber (QB)
 2000: Neil Suber (QB)
 2001: Travis Anglin (QB)
 2002: Danny Wimprine (QB)
 2003: Patrick Byrne (QB)
 2004: Bobby Robison (QB)
 2005: Mario Pratcher (WR)
 Patrick Byrne (QB)
 2006: Chris Huffman (DB)
 2007: Greg Terrell (DL)
 Carlos Singleton (WR)
 2008: Steven Turner (DL)
 Curtis Steele (RB)
 2009: Marcus Rucker (WR)
 DeRon Furr (DB)
 2010: Ryan Williams (QB)
 Frank Trotter (DL)
 2011: Jerrell Rhodes (RB)
 Dontari Poe (DL)

DEANGELO WILLIAMS MVP AWARD

Each year the members of the Highland Hundred football support group select a most valuable player. The players are presented plaques at the annual football banquet. The award was named the DeAngelo Williams Most Valuable Player Award in 2012.

1994: Ken Irvin (DB)
 1995: Jerome Woods (DB)
 1996: Tony Williams (DT)
 1997: Bernard Oden (QB)
 1998: Gerald Arnold (RB)
 2009: Duke Calhoun (WR)
 2010: Jamon Hughes (LB)
 2011: Ronald Leary (OL)
 Dontari Poe (DL)
 2012: Jordan Devey (OL)
 2013: Brandon Hayes (RB)
 2014: Paxton Lynch (QB)
 2015: Paxton Lynch (QB)
 2016: Arthur Maulet (DB)

ISAAC BRUCE OFFENSIVE PLAYER OF THE YEAR

Each year the members of the Highland Hundred football support group select an offensive player of the year. The players are presented plaques at the annual football banquet. The award was named the Isaac Bruce Offensive Player of the Year Award in 2012.

1974: James Thompson (WR)
 1976: Bob Rush (C)
 1978: Earnest Gray (WR)
 1979: Leo Cage (RB)
 1980: Russell Richards (TE)
 1981: Jerry Knowlton (FL)
 1982: Ken DeFoe (C)
 1983: Derrick Crawford (WR)
 1984: Punkin Williams (RB)
 Dwight Blalock (TE)
 Jack Oliver (OT)
 1985: Jeff Walker (OT)
 Danny Sparkman (QB)
 1986: Ted Gatewood (C)
 Wayne Pryor (FB)
 Jerry Harris (WR)
 1990: Chuck Boler (OT)
 1991: Keith Benton (QB)
 1992: Russell Copeland (WR)
 1993: Isaac Bruce (WR)
 1994: Al Dawkins (FB)
 1995: Ken Newton (OL)
 1996: Qadry Anderson
 1997: Bernard Oden (QB)
 1998: Gerard Arnold (RB)
 1999: Gerard Arnold (RB)
 2000: Billy Kendall (TE)
 2001: Bunkie Perkins (WR)
 2002: Danny Wimprine (QB)
 2003: DeAngelo Williams (RB)
 2004: DeAngelo Williams (RB)
 2005: DeAngelo Williams (RB)
 Maurice Avery (WR)
 2006: Duke Calhoun (WR)
 2007: Martin Hankins (QB)
 2008: Curtis Steele (RB)
 2009: Curtis Steele (RB)
 2010: Greg Ray (RB)
 2011: Tannar Rehner (WR)
 Billy Foster (RB/WR)
 2012: Brandon Hayes (RB)
 2013: Brandon Hayes (RB)
 2014: Brandon Hayes (RB)
 2015: Mose Frazier (WR)

2016: Riley Ferugson (QB)
 Anthony Miller (WR)

JOHN BRAMLETT DEFENSIVE PLAYER OF THE YEAR

Each year the members of the Highland Hundred football support group select a defensive player of the year. The players are presented plaques at the annual football banquet. The award was named the John Bramlett Defensive Player of the Year Award in 2012.

1975: Jerry Dandridge (LB)
 Lummy Wright (DE)
 1977: Keith Butler (LB)
 1978: Peter Scatamacchia (NG)
 1979: Wayne Weedon (DT)
 1980: Todd Ondra (LB)
 1981: Duane Marshall (DE)
 1982: Michael Joe Cannon (DE)
 1983: Percy Nabors (DB)
 Cedric Wright (DE)
 1984: Derrick Burroughs (DB)
 Tim Harris (LB)
 Eric Fairs (LB)
 1985: Tim Harris (LB)
 Eric Fairs (LB)
 1986: Harold Beane (DT)
 Octavian Sharp (LB)
 Ron Palmer (DB)
 1990: Glenn Rogers Jr. (DB)
 1991: Danton Barto (LB)
 1992: Chris Hobbs (NG)
 1993: Danton Barto (LB)
 1994: Ken Irvin (DB)
 Duane Vandborg (LB)
 1995: Jerome Woods (DB)
 Tony Williams (DL)
 1996: Richard Hogans
 1997: Marquis Bowling (DL)
 1998: T.J. Fryer (DL)
 1999: Tramount Lawless (DE)
 2000: Kamal Shakir (LB)
 2001: Glenn Sumter (DB)
 2002: Tony Brown (DT)
 2003: Derrick Ballard (DB)
 Coot Terry (OLB)
 Will Hyden (LB)
 Greg Harper (LB)
 Eric Taylor (DT)
 Treveco Lucas (DE)
 2004: Albert Means (NG)
 2005: Marcus West (DL)
 2006: Brandon McDonald (DB)
 Greg Terrell (DL)
 2007: Clinton McDonald (DL)
 LaKeitharun Ford (KB)
 2008: Greg Jackson (LB)
 2009: Greg Terrell (DL)
 2010: Jamon Hughes (LB)
 2011: Dontari Poe (DL)
 2012: Tank Jakes (LB)
 2013: Anthony Brown (LB)
 2014: Tank Jakes (LB)
 2015: Leonard Pegues (LB)
 2016: Genard Avery (LB)

JOE ALLISON

**SPECIAL TEAMS
PLAYER OF THE YEAR**

Each year the members of the Highland Hundred football support group select a special teams player of the year. The players are presented plaques at the annual football banquet. The award was named the Joe Allison Special Teams Player of the Year Award in 2012.

- 1986: Arthur Franklin (P)
- 1990: Jeff Fite (P)
- 1991: Jeff Buffaloe (P)
- 1992: Joe Allison (PK)
- 1993: Joe Allison (PK)
- 1994: Ryan Roskelly (PR)
- 1995: Ryan Roskelly
Britton Wilkins
- 1996: Ted Lane
- 1997: Jeff Bazemore
- 1998: Ryan White
- 1999: Joe Rocconi
- 2000: Ryan Johnson
- 2001: Ryan Johnson
- 2002: Robert Douglas
- 2003: Rusty Clayton (DS)
- 2004: Stephen Gostkowski (K)
- 2005: Stephen Gostkowski (K)
Michael Gibson (P)
- 2006: Michael Gibson (P)
Rusty Clayton
- 2007: Michael Grandberry (KR)
- 2008: Brent Sutherland (P)
- 2009: Matt Reagan (P/K)
Keenan Bratcher (DS)
- 2010: Tom Hornsey (P)
- 2011: Dasmine Cathey (DL/LB)
- 2012: Tom Hornsey (P)
- 2013: Tom Hornsey (P)
- 2014: Jake Elliott (PK)
- 2015: Jake Elliott (PK)
- 2016: Jake Elliott (PK)
Tony Pollard (KR)

**GLENN JONES SCOUT TEAM PLAYER
OF THE YEAR**

Each year the members of the Highland Hundred football support group select a scout team player of the year. The players are presented plaques at the annual football banquet. The award was named the Glenn Jones Scout Team Player of the Year Award in 2012.

- 2004: Brian Davis
Haracio Colen
Charles Davis
- 2005: T.J. Pitts
Miguel Barnes
Carson Hunter
- 2006: Brandon Hunt
Henry Harris
Jeremy Longstreet
John Hill
- 2007: Curtis Steele
John Hill
Charlie Bryant
- 2008: Robbie Hardie
Curtis Johnson
Derrick Odom
Tommy Walker
- 2009: Jimmy Robinson
Jermaine McKenzie
- 2010: Fred Harvey
JoJo Pearson
Devin Clark
- 2011: Clarence Marshall
Alan Cross
- 2012: Darius Ridgeway

- 2013: Dontrinell Scott
Ernest Suttles
Anthony Miller
- 2014: Ty Northern
Omar Williams
- 2015: Hayden Ferrari
Tony Pollard
- 2016: Tim Hart
Joseph Dorceus
Demonte Coxie
Nehemiah Augustus

**HIGHLAND HUNDRED OFFENSIVE
LINEMAN OF THE YEAR**

- 2003: Gene Frederic (C)
- 2004: Gene Frederic (C)
- 2005: Andrew Handy (OG)
John Doucette (TE)
- 2006: Blake Butler (OL)
- 2007: Andy Smith (OL)
- 2008: Philip Beliles (C)
Brandon Pearce (OL)
- 2009: Brad Paul (C)
- 2010: Ron Leary (OL)
- 2011: Ronald Leary (OL)

**HIGHLAND HUNDRED DEFENSIVE
LINEMAN OF THE YEAR**

- 2010: Frank Trotter (DL)
- 2011: Frank Trotter (DL)

**GLENN JONES
12TH MAN AWARD**

The Glenn Jones 12th Man Award was presented at the annual spring game by the membership of the Highland Hundred to the Tiger football player who leads through desire, determination and courage.

- 1983: Mike Omar (TE)
- 1984: Keith Mutters (LB)
- 1985: Joe Hennelly (DB)
- 1986: Dennis Borcky (DE)
- 1987: Ted Gatewood (C)
- 1988: Marvin Cox (RB)
- 1989: Rick Fredette (NG)
- 1990: Marvin Cox (RB)
- 1991: David Garaffa (LB)
- 1992: Mike Davis (LB)
- 1993: James Logan (DE)
- 1994: Marquis Bowling (DE)
- 1995: Pat Stiles (LB)
- 1996: Jeff Bazemore (WR)
- 1997: Marcus Jack (RB)
Rodney Lanctot (DE)
- 1998: Marcus Jack (RB)
- 1999: Lou Esposito (OG)
DeMorrio Shank (LB)
- 2000: Wade Smith (OT)
DeMorrio Shank (ILB)
Glenn Sumter (SS)
- 2001: Jeff Cameron (TE)
Treveco Lucas (DE)
- 2002: Danny Wimprine (QB)
Eric Taylor (DT)
Kenyun Glover (DT)
- 2003: Danny Wimprine (QB)
Darron White (WR)
Albert Means (DT)
Scott Vogel (DB)
- 2004: DeAngelo Williams (RB)
Marcus West (DL)
- 2005: Wesley Smith (FS)
Joseph Doss (RB)
- 2006: Joseph Doss (RB)
Brandon Pearce (OL)
Jake Kasser (LB)
- 2007: Philip Beliles (C)

- Clinton McDonald (DL)
- 2008: Curtis Steele (RB)
Steven Turner (DL)
Charlie Bryant (DL)
- 2009: Mitch Huelsing (DB)
- 2010: Al Bond (OL)

CHRIS FAROS AWARD

This award was presented each spring to the player, selected by the coaching staff, who has shown the most improvement during spring practice. It honors former Tiger offensive coordinator Chris Faros.

- 1984: Dwight Blalock (TE)
- 1985: Nathan Beason (NG)
- 1986: Andy Whitwell (QB)
- 1987: Gerald White (RB)
- 1988: John Norman (RB)
- 1989: Lee Butler (TE)
Lish Trice (DT)
- 1990: Leon Bosby (FB)
Chris Michael (DB)
- 1991: Larry Porter (RB)
- 1992: Tony Semple (OT)
- 1993: Jesse Allen (LB)
- 1994: Al Dawkins (FB)
- 1995: Kerry Cobb (TE)
- 1996: Andre Woods (RB)
Britton Wilkins (LB)
- 1997: Tavares Middlebrooks (OT)
Michael Boatman (LB)
Caspur Stiles (LB)
Chris Powers (C)
Austin O'Dell (OL)
Kosha Irby (DB)
- 1999: Chance Nesbitt (WR)
Andre Arnold (DE)
- 2000: Darche' Epting (FB)
Glenn Sumter (SS)
- 2001: Bunkie Perkins (WR)
Eric Taylor (DT)
- 2002: Andrew Handy (OG)
Darren Garcia (WR)
Scott Vogel (DB)
- 2003: Tavarious Davis (WR)
Gene Frederic (C)
Will Hyden (LB)
- 2004: Blake Butler (OT)
Willie Henderson (OG)
Tim Goodwell (LB)
David McNair (DE)
- 2005: Mario Pratcher (WR)
Rubio Phillips (DL)
Rod Smith (S)
- 2006: Michael Grandberry (WR)
Brett Russell (TE)
Brandon Patterson (FS)
- 2007: Dominik Riley (OL)
Jada Brown (DL)
- 2008: Brent Todd (OL)
Steven Black (WR)
Deante' Lamar (DB)
- 2009: Cam Baker (WR)
Frank Trotter (DL)
- 2010: Curtis Johnson (WR)
DeRon Furr (LB/DB)
- 2011: Lavaris Edwards (DB)

HONORED TIGERS

**REX DOCKERY
MEMORIAL AWARD**

Friends of Rex Dockery established a memorial award to honor the late football coach. Each year, the Rex Dockery Memorial Award was presented to an incoming Tiger football signee who exemplifies the football ideals of Dockery.

1984:	James Cribbs (DT), Hamilton HS
1985:	Adrian Harrod (DT), ECS
1986:	Wilson Neely (LB), Hamilton HS
1987:	Clark Stevenson (C), Elliston HS
1988:	James Maclin (OG), Covington HS
1989:	Jeff King (OG), Hueytown (AL) HS
1990:	Fred Archie (RB), Shaw (AL) HS
1991:	Joel Peschke (TE), Milford (OH) HS
1992:	Britton Wilkins (LB), ECS
1993:	Steve Wilson (DL), Theodore (AL) HS
1994:	Jeran Burns (WR), South Side HS
1995:	Jason Harris (QB), Whitehaven HS
1996:	Rodney Lanctot (LB), Crescent City (FL) HS
1997:	Stephen Galbraith (QB), Marietta (GA) HS
1998:	Roberto Young (OLB), CBCHS (MO) HS
1999:	Casey Rooney (WR), West (IA) HS
2000:	Kenyun Glover (DT), Overton HS
2001:	Jeremiah Bonds (RB), J.O. Johnson (AL) HS
2002:	Rusty Clayton (DS/C), Oak Grove (MS) HS
2003:	Derek Clinin (DB), MUS
2004:	Brandon Patterson (DB), Germantown HS
2005:	Paul Edwards (OL), McKenzie HS
2006:	Matt Reagan (K), Bearden HS
2007:	Michael Antonescu (OL), Ridgeland (MS) HS
2008:	Brandon Ross (RB), Auburn (AL) HS
2009:	Derek Smith (DB), Hillcrest (AL) HS
2010:	Fred Harvey (LB), White Station HS

M CLUB HALL OF FAME

1974:	Sam Johnson (T), 1927-30 Ed Thompson (C), 1928-31
1975:	Gene Fulghum (T), 1926-29 Frank Magoffin (T), 1928-31
1976:	"Skeeter" Ellis (RB), 1937-38 Andy Nelson (DB), 1954-57 Bill Robertson (E), 1947-50 Paul Hicks (FB), 1938-40
1977:	Haggard Cherry (QB), 1938-40 Jimmy Cole (RB), 1950-54 Sam Hindsman (E), 1938-41 Dr. C.C. Humphreys (Coach), 1939-41
1978:	Ralph Hatley (Coach), 1947-57 Tom Nix (T), 1949-51 Keith White (RB), 1947-50
1979:	Bob Patterson (OG), 1952-55 James Earl Wright (QB), 1959-61 A. Eugene Smith (Trainer), 1960-79
1980:	John Bramlett (LB), 1959-62 Roland McMackin (E), 1937-38 Andrew Porter (T), 1929-32
1981:	Harry Schuh (OT), 1961-64 Andy Settles (C), 1947-48
1982:	Doug Mayo (G), 1937-38 Billy J. Murphy (Coach), 1958-71
1983:	Dave Casinelli (FB), 1960-63 Bob Ford (E), 1951-55 Russell Vollmer (QB), 1960-64 George Zarecor (T), 1937-38
1984:	Henry Evans (RB), 1926-30 Bill Hudson (T), 1959-62 Preston Watts (RB), 1940-42
1985:	Billy Fletcher (QB), 1962-65 Alex Williams (FB), 1949-50
1986:	Charlie Babb (DB), 1969-71 Leo Davis (Coach), 1947-50

1987:	Elmer Vaughn (QB), 1936-38 "Skeeter" Gowen (RB), 1969-71 Kenneth Barker (RB), 1940-41 Percy Roberts (G), 1949-52 Cliff Taylor (FB), 1970-73
1988:	Bob Rush (C), 1973-76 Alex Moore (OG), 1950-53
1989:	Calvin Allen (OG), 1947-50 Keith Butler (LB), 1974-77 Chuck Brooks (TE), 1961-64 Fred Medling (G), 1947-49
1991:	Earnest Gray (WR), 1975-78 Eric Harris (DB), 1973-76 John Lee (E), 1956-59 Keith Wright (WR), 1974-77
1992:	Cotton Clifford (OL), 1951-56 Bubba Winkler (NG), 1964-67 John Cronin (C), 1961-63 Bob Finamore (DT), 1961-64 Paul Haynes (B), 1947-48 Doug Woodlief (LB), 1963-64 Terdell Middleton (RB), 1974-76 Jim Enoch (OL), 1938
1994:	Dick Quast (NG), 1962-63 Will Renfro (E), 1951-54 Ed Taylor (DB), 1972-73 Roland Eveland (B), 1950-52 Lou McLelland (E), 1949-51
1995:	"Red" Brewer (B), 1950-51 Richard Coady (C), 1964-66 Ollie Keller (QB), 1952-53 Frank Mawyer (E), 1949-50, 53 Lloyd Patterson (QB), 1975-78 Joe Billings (OL), 1952-55 Grover Lipe (OL), 1948-50 Jerry Christopher (E), 1953-56 Hugh Hathcock (OL), 1950-53
1997:	David Berrong (DB), 1967-69 Steve Jaggard (DB), 1968-69 Bob Henderson (OL), 1953-56 Elmer Ray (QB), 1947-50
1998:	John Barnhill (OL), 1923-24 Dr. Bill Burkett (E), 1948-50 Stan Davis (WR), 1969-72 John Jumbo Evans (OL), 1960-65 Milton Mayo (E), 1934-37 Ralph Messer (B), 1949-52 Bob Parker (OL), 1967-69 Bob Sherlag (WR), 1962-66 Jerry Todd (DB), 1967-69
1999:	Joe Allison (K), 1990-93 Murray Armstrong (Coach), 1961-95 Dennis Biodrowski (OL), 1959-62 Bob Brooks (FB), 1954-56 Scott Dill (OT), 1984-87 Nick Pappas (WB), 1965-68 John Fred Robilio (NT), 1960-63 Ed Weldon (RB), 1960-63 Dave Hathcock (DB), 1960-63
2001:	Richard Adragna (DT), 1959-62 Danny Sparkman (QB), 1983-85
2002:	Frank Massa (RB), 1956-57 Paul Hathcock (DT), 1958-59 Don McKinnon (OT), 1957-60 Steve Matthews (QB), 1992-93 Ray Jamieson (FB), 1968-70 Bobby Russell (DE), 1969-71
2004:	Greg Montgomery (NT), 1979-83 John Griffin (RB/WR), 1959-62 Bill Crumby (DB), 1977 Larry McGhee (OL), 1968-70 Jay McCoy (TB/FB/K), 1968-70 Danny Pierce (QB), 1968-69
2006:	Russell Copeland (WR), 1989-92
2007:	Danton Barto (LB), 1990-93 Larry Porter (RB), 1990-93
2008:	Don Coffey (WR), 1958-61 Tim Harris (DL), 1981-85
2009:	Alex Dees (DL), 1966-68

2010:	Jerome Woods (DB), 1994-95 Tim Harris (DE), 1982-85 Ed Randolph (OL/DL), 1957-58
2011:	Isaac Bruce (WR), 1992-93 Eric Fairs (LB), 1982-85
2012:	Jay McCoy (TB/FB/PK), 1968-70 Keith Simpson (DB), 1974-77
2013:	Ken Irvin (DB), 1991-94
2014:	DeAngelo Williams (RB), 2002-05
2015:	Danny Wimprey (QB), 2002-05
2016:	Stephen Gostkowski (K), 2002-05

M CLUB ATHLETE OF THE YEAR

In the past, the M Club Letterman's Club selected an Athlete of the Year.

1973:	Cliff Taylor (FB)
1976:	Bob Rush (C)
1978:	Earnest Gray (WR)
1979:	Keith Clark (DE)
1980:	Todd Ondra (LB)
1981:	Ken DeFeo (C)
1982:	Anthony Carter (DB)

**PHI SIGMA KAPPA
ACADEMIC AWARD**

Presented by the brothers of Phi Sigma Kappa to the football scholar-athlete who attained the highest GPA for the previous year.

1974:	Jim Mincey (DB)
1975:	Bob Orians (DB)
1976:	Bob Orians (DB)
1977:	Bob Orians (DB)
1978:	Jarvis Greer (DB)
1979:	Johnny Ray (DB)
1980:	Johnny Ray (DB)
1981:	Johnny Ray (DB)

BILLY J. MURPHY AWARD

This award is presented each year at the M Club Hall of Fame banquet to a former Memphis athlete who has excelled in their chosen profession after graduation.

1981:	Miller Matthews, football
1982:	Tom Wallace, football
1983:	Al Brown, coach
1984:	Harold Sterling, football
1985:	Don Coffey, football
1986:	Don McKinnon, football
1987:	Ed Randolph, football
1988:	Elmer Ray, football
1989:	George Sneed, football
1990:	Ralph Messer, football
1991:	John Bramlett, football
1992:	Jim "Red" Hoggart, football/coach
1993:	Geddes Self, football
1994:	Joseph Clayton, football
1995:	Bob Stephenson, coach Wayne Armstrong, football
1996:	Tom Nix, football Billy Fletcher, football
1997:	Bill Gidden, football
1998:	Col. Haywood Smith, baseball
1999:	John Cobb, football
2000:	Glenn Rogers Sr., football
2001:	Carlton Henley, football
2002:	Bill Garner, golf
2003:	Paul Mann, basketball
2004:	Dr. Steve Ballard, basketball
2005:	Pete Scatamacchia, football
2006:	Barbara Whitaker, volleyball
2007:	Dwight Boyd, basketball
2008:	Billy Raymond Farmer, football
2009:	Herb Hilliard, men's basketball
2010:	Fred Hodges, football

2011: Elliot Perry, men's basketball
 2012: Jarvis Greer, football
 2013: Kenneth Lenoir, football
 2014: Joseph Lewis, men's soccer
 2015: Nyrone Hawkins, football
 2016: Charles "Kippy" Brown, football

RALPH HATLEY SCHOLAR-ATHLETE AWARD

The Ralph Hatley Award was presented annually to an incoming freshman football player who plans a career in the field of health, physical education or recreation.

1996: Damien Dodson (WR)
 1997: Josh Eargle (DT)
 1998: Keydrin Ward (DB)
 1999: Ryan Johnson (WR)
 2000: Jeremiah Bonds (RB)
 2001: Marcus West (DE)
 2002: Tim Goodwell (LB)
 2003: Mike Snyder (LB)
 2004: Ryan Williams (DL)
 2005: Carlos Singleton (WR)
 2006: Josh Weaver (DL)
 2007: Tommy Walker (DL)
 2008: Curtis Johnson (WR)
 2009: Will Gilchrist (QB)
 2010: Tom Hornsey (P)

TOP TIGER AWARD

The Top Tiger Award was presented to the player(s) who has battled back from adversity or has overcome difficult circumstances to return to the field.

2001: Neil Suber (QB)
 Josh Eargle (OG)
 2002: Scott Scherer (QB)
 Jimond Pugh (C)
 2003: Albert Means (DT)
 Eric Taylor (DT)
 2004: Tavares Gideon (WR)
 Robert Douglas (FB)
 2005: DeAngelo Williams (RB)
 2006: Patrick Byrne (QB)
 Derek Clenin (DB)
 2007: Rod Smith (LB/DB)
 Jake Kasser (LB)
 2008: Will Hudgens (QB)
 Earnest Williams (WR)
 Murray Armstrong (Administrator)
 2009: Brian Hall (WR)
 Dominik Riley (OL)

ROLE PLAYER AWARD

The Role Player Award was presented to the player(s) who understands and excels at his role on the field.

2005: Taz Knockum (WR)
 Rusty Clayton (DS)
 2006: Jake Kasser (LB)
 Greg Hinds (FB)
 2007: Will Hudgens (QB/DS)
 2008: Brett Toney (QB/H)
 Maurice Jones (WR)
 2009: Arkelon Hall (QB)
 Josh Weaver (DL)
 2010: Winston Bowens (LB)

TRUE TIGER AWARD

The True Tiger Award is presented annually to the player(s) who demonstrate what it means to be a True Tiger on and off the field.

2004: Quinton McCrary (LB)
 2005: Joseph Doss (RB)
 Wesley Smith (FS)
 2006: Abraham Holloway (OL)
 Antonio McCoy (WR)
 Rod Smith (LB)
 Sam Brewer (DB)
 2007: Martin Hankins (QB)
 Earnest Williams (WR)
 Brandon Patterson (DB)
 Dontae Reed (DB)
 2008: Terrence Echols (OL)
 Earnest Williams (WR)
 Josh Weaver (LB)
 2009: Duke Calhoun (WR)
 Jeremy Longstreet (LB)
 Deante' Lamar (DB)
 2012: Akeem Davis (LB)
 2013: Jacob Karam (QB)
 Jesse Milleson (TE)
 2015: Alan Cross (TE)
 Wynton McManis (LB)
 2016: Latarius Brady (DL)
 Phil Mayhue (WR)

TOP NEWCOMER AWARD

The Top Newcomer Award was selected in the spring.

2007: Steven Black (WR)
 Tommy Phelps (LB)
 2008: Jeremy Rockette (LB)
 Curtis Steele (RB)
 2009: Lance Smith (RB)
 Jamon Hughes (LB)

JEREMY WILLIAMS AWARD

The Spring Practice MVP was selected in the spring and is presented to the most outstanding players during the 15-practice session. The award was renamed the Jeremy Williams Award in spring 2010 to honor the former Tiger defensive back. The inaugural Jeremy Williams Award was presented by Williams at the 2010 Blue-Gray Game to defensive back Marcus Ball.

2007: Duke Calhoun (WR)
 2008: Brandon Pearce (OL)
 Corey Mills (DL)
 Michael Grandberry (DB)
 2009: Carlos Singleton (WR)
 Greg Jackson (LB)
 2010: Marcus Ball (DB)
 2011: Billy Foster (WR)
 2012: Charles Harris (LB)
 2013: Charles Harris (LB)
 2014: Paxton Lynch (QB)

BLACK AND BLUE AWARD

The Black and Blue Award was presented at the team banquet to the player who displays toughness on the field.

2008: Steven Black (WR)
 2009: Steven Turner (DL)
 Carlos Singleton (WR)
 2010: D.A. Griffin (DB/KR)
 2011: Cannon Smith (DB)

SPRING LEADERSHIP AWARD

Head coach Larry Porter installed a Leadership Award that will be presented each spring.

2010: Ronald Leary (OL)
 Darius Davis (DB)
 2011: Ronald Leary (OL)

Akeem Davis (DB)
 Dontari Poe (DL)

SPRING PERFORMANCE AWARD

Head coach Larry Porter added a Performance Award that was presented each spring to the player(s) who had a stellar spring practice session.

2010: Gregory Ray (RB)
 Frank Trotter (DL)
 2011: Billy Foster (WR)
 Frank Trotter (DL)

SPECIAL TEAMS AWARD

A member of the special teams unit was honored each year at the Blue-Gray Game in the spring.

2010: Paulo Henriques (K)
 2011: Ricky Holloway (LB)

SPRING IRON TIGER AWARD

The strength and conditioning staff picked the Iron Tigers in the spring.

2010: Brad Paul
 DeRon Furr
 Curtis Johnson
 Akeem Davis
 2011: Jordan Devey
 Ron Leary
 Johnnie Farms
 Zach Gholson
 Fred Harvey
 Curtis Johnson
 Lonnie Ballentine

ALL-STAR GAMES

BLUE-GRAY GAME

- 1950: Bill Robertson, End
1961: Don Coffey, End
Bill Hudson, Guard
1962: John Bramlett, Linebacker
Fred Moore, Tackle
1963: Richard Quast, Tackle
Russell Vollmer, Quarterback
1964: Bob Finamore, Guard (MVP)
Harry Schuh, Tackle
1965: Billy Fletcher, Quarterback
1966: Larry Duck, Nose Guard
1967: Terry Padgett, Quarterback
1968: Bill McRight, Monsterman
Joe Rushing, Linebacker
1969: David Berrong, Safety (MVP)
Martin Orcutt, Tackle
1970: John Bomer, Center
Larry McGhee, Guard
1971: Charlie Babb, Defensive Back
Dave Pawlik, Nose Guard
Mike Stark, Tackle
1972: Al Harvey, Quarterback
1974: David Fowler, Quarterback
Van Anderson, Defensive End
Ed Taylor, Cornerback
1975: Jerry Dandridge, Linebacker
1976: Bob Rush, Center
Eric Harris, Cornerback
Eary Jones, Tackle
1977: Keith Butler, Linebacker
Keith Simpson, Cornerback
1979: James Stewart, Defensive Back
1984: Derrick Burroughs, Defensive Back
1985: Jeff Walker, Offensive Tackle
1987: Scott Dill, Offensive Guard
1988: Marlon Brown, Linebacker
1989: Tory Epps, Nose Guard
1990: Jeff Fite, Punter
1992: Larry Bolton, Center
1993: Isaac Bruce, Wide Receiver
1994: Marcus Holliday, Running Back
James Logan, Defensive End
1995: Jerome Woods, Defensive Back
1996: Marvin Thomas, Defensive End
Ken Newton, Center
2000: Marcus Bell, Nose Tackle
Michael Stone, Defensive Back
2001: Marcus Smith, Defensive Back
Ryan White, Kicker
^ - played in December

CHICAGO ALL-STAR GAME

- 1961: Bill Hudson, Guard
1963: John Griffin, Halfback
^ - played in August

LIONS AMERICA BOWL

- 1968: Dean Lotz, Center
1969: David Berrong, Safety
Jerry Todd, Cornerback
1974: Ed Taylor, Cornerback
James Thompson, Receiver
1975: Jerry Dandridge, Linebacker
1976: Ricky Rivas, Receiver

SENIOR BOWL

- 1979: Earnest Gray, Wide Receiver
1962: Bill Hudson, Guard
1963: John Griffin, Halfback
1964: Dave Casinelli, Fullback
1965: Harry Schuh, Tackle
1977: Bob Rush, Center
Eric Harris, Cornerback
1978: Keith Butler, Linebacker
Keith Simpson, Cornerback
1985: Tim Long, Offensive Line
Derrick Burroughs, Cornerback
1986: Jeff Walker, Offensive Tackle
Tim Harris, Linebacker
1988: Scott Dill, Offensive Guard
1991: Reggie Jones, Defensive Back
1993: Jeff Sawyer, Defensive End
Russell Copeland, Receiver
1994: Joe Allison, Placekicker
*Steve Matthews, Quarterback
1995: Ken Irvin, Defensive Back
1996: Jerome Woods, Defensive Back
1997: Marvin Thomas, Defensive End
2001: Michael Stone, Defensive Back
2006: DeAngelo Williams, TB (Off. MVP)
Stephen Gostkowski, Kicker
2016: Jake Elliott, Kicker
Arthur Maulet, Defensive Back
^ - played in January

NORTH-SOUTH GAME

- 1963: Dave Casinelli, Fullback
1967: Rich Coady, End
1968: Alex Dees, End
1969: Luis Fernandez, Tackle
1972: Stan Davis, Receiver
1973: Steve DeLong, Tight End
1976: Eary Jones, Defensive Tackle
Terdell Middleton, Running Back
^ - played in December

EAST-WEST SHRINE GAME

- 1968: Dale Brady, Wingback
1970: Dan Pierce, Quarterback
Bob Parker, Guard
1988: Tim Borcky, Offensive Tackle
2002: Artis Hicks, Offensive Guard
2005: Albert Means, Nose Guard
2009: Clinton McDonald, Defensive Line
2012: Jordan Devey, Offensive Tackle
2014: Fritz Etienne, Safety
Martin Ifedi, Defensive End
Bobby McCain, Cornerback
2015: Taylor Fallin, Offensive Tackle
^ - played in January

COACHES ALL-AMERICA GAME

- 1965: Harry Schuh, Tackle
1970: Bob Parker, Guard
^ - played in June

CHALLENGE BOWL

- 1962: Fred Moore, Tackle
1963: John Fred Robilio, Tackle

HULA BOWL

- 1971: John Bomer, Center

- 1978: Keith Wright, Receiver (MVP)
1986: Tim Harris, Linebacker
1994: *Steve Matthews, Quarterback
2003: Joe Gerda, Offensive Guard
2006: Maurice Avery, Receiver
^ - played in January

ROTARY GRIDIRON CLASSIC

- 2001: Kamal Shakir, Linebacker
^ - played in January

PARADISE BOWL

- 2003: Tony Brown, Defensive Tackle
Mowbray Rowand, Defensive End
^ - played in January

ALL-AMERICA CLASSIC

- 2006: Tim Goodwell, Linebacker
2007: Wesley Smith, Free Safety (game canceled)
^ - played in January

TEXAS VS THE NATION CHALLENGE

- 2010: Curtis Steele, Running Back
^ - played in February

MAGNOLIA GRIDIRON ALL-STAR CLASSIC

- 2006: Michael Gibson, Punter
Blake Butler, Offensive Line
Brandon McDonald, Safety
^ - played in December

PLAYERS ALL-STAR CLASSIC (LITTLE ROCK, AR)

- 2012: Ronald Leary, Offensive Line
^ - played in February

CASINO DEL SOL COLLEGE ALL-STAR GAME

- 2012: Marcus Rucker, Wide Receiver
Cannon Smith, Defensive Back
Robert Steeples, Defensive Back
^ - played in January

RAYCOM COLLEGE FOOTBALL ALL-STAR CLASSIC

- 2012: Cannon Smith, Defensive Back
^ - played in January

NFLPA COLLEGIATE BOWL

- 2013: Lonnie Ballentine, Defensive Back
Johnnie Farms, Defensive Line
Tom Hornsey, Punter
2014: Al Bond, Offensive Tackle
2015: Ryan Mack, Offensive Line
2016: Arthur Maulet, Defensive Back
^ - played in January

MEDAL OF HONOR BOWL

- 2014: Tank Jakes, Linebacker
^ - played in January

* injured and unable to play

RETIRED JERSEYS



64
JOHN
BRAMLETT

One of the greatest defensive players in Tiger football history, John Bramlett was a two-sport athlete at Memphis State University. A linebacker out of Humes High School in Memphis, Bramlett played for head coach Billy J. Murphy for four seasons. He also had a stellar career at catcher for the Tigers' baseball team.


A speedy and intense player, Bramlett made the Memphis Football varsity squad immediately as a freshman in 1959 and became a starter midway through the year. The Tigers finished the 1959 season with a 6-4 record and posted wins against Florida State and Southern Mississippi.

During the 1960 campaign, Bramlett helped the Tigers improve to an 8-2 record, and the 1961 team also posted an 8-2 record. As a senior, Bramlett registered two pass interceptions which were returned for a total of 55 yards. The Tigers improved to 8-1 and in an important program milestone, Bramlett led the defense in allowing Mississippi State to score just seven points, as Memphis State won its first game against an SEC opponent, 28-7 against the Bulldogs in Starkville, Miss. Memphis would finish the 1962 season ranked 17th in the nation by United Press International.

On the baseball diamond, Bramlett batted .323 as a freshman and .357 during his sophomore season. The Tigers were 5-15 in 1959 but improved to 12-12 in 1960. As a junior, Bramlett led the squad with a .403 batting average and the team posted a 13-6 record. As a senior, he hit .358, hit four home runs and stole 18 bases.

Bramlett was drafted by the St. Louis Cardinals and stayed in professional baseball for three years before signing a contract with the Denver Broncos in 1965. Bramlett was the runner-up for Rookie of the Year honors in the NFL behind quarterback Joe Namath. He went on to play seven seasons for four teams in the NFL.

Bramlett had his jersey retired on Sept. 7, 2013 when the Tigers opened the season against Duke.



83
ISAAC
BRUCE

Isaac Bruce came to the Memphis football team as a wide receiver in 1992. The junior college transfer made an immediate impact with the Tigers. Coupled with junior college quarterback Steve Matthews, Bruce helped give the U of M one of the nation's top passing attacks. He started all 11 games as a junior and was the team's second-leading receiver with 39 catches for 532 yards and five touchdowns. However, it was the 1993 campaign that caught the attention of pro scouts.

The Ft. Lauderdale, Fla., native opened the 1993 season with seven catches for 112 yards and two touchdowns in the Tigers' win over Mississippi State. He added 147 yards against East Carolina, 109 in a contest against Arkansas State, 108 in the Tulsa game and had over 90 yards receiving in five additional contests. Bruce finished the 1993 season with a school-record 74 catches for 1,054 yards and 10 touchdowns. His 74 catches and 1,054 yards remain Memphis football records and his 10 touchdown receptions is fourth.

Bruce was drafted in the second round by the St. Louis Rams in 1994. He played 14 seasons for the Rams and was signed by the San Francisco 49ers in 2008. He retired following the 2009 season. In 16 years in the NFL, Bruce amassed 15,208 receiving yards and 91 touchdowns on 1,024 receptions.

Bruce's Memphis jersey was retired in a ceremony at Liberty Bowl Memorial Field on October 4, 2003.



30
DAVE
CASINELLI


Dave Casinelli, who was Memphis' all-time leading rusher until DeAngelo Williams took the record book by storm, was recruited to Memphis in 1960 from Follansbee, W.Va., where he received all-America honors as a senior in high school. Casinelli played at Memphis from 1960-63 and ended his career by leading the nation in rushing and scoring, while guiding the Tigers to an undefeated season in 1963. During his first year as a starter, Casinelli led Memphis in rushing with 646 yards on 117 carries. His nine touchdowns in 1961 also led the Tigers. As a junior, "The Bull" gained 826 yards on 173 attempts while scoring 11 touchdowns. In his record-breaking senior year, Casinelli became the first Tiger to rush for 1,000 yards in a single-season when he tallied 1,016 on 219 attempts in 1963. His 1,016 yards ranked him first among all NCAA rushers and his 14 touchdowns helped him capture the national scoring title.

Following graduation, Casinelli became a successful businessman in Memphis and Tallahassee, Fla. Casinelli later lost his life in a car accident in 1987.



John Bramlett represented Memphis State University as a two-sport athlete, starring on the football field and the baseball diamond.

RETIRED JERSEYS



#8
CHARLES
GREENHILL

Charles Greenhill was called the "most talented football player ever to come out of Memphis, Tennessee." The multi-talented Greenhill prepped at Frayser High School, where he lettered for three years in football, basketball and track. He played for the Tigers just one year (1983) before being killed in a plane crash with former head coach Rex Dockery and offensive coordinator Chris Faros.

A defensive back, Greenhill had 20 tackles that season, including 13 solo stops. Greenhill was also a dandy return man for the Tigers. The 6-2 speedster returned a kickoff 69 yards for a touchdown against Cincinnati and went on to average 29.8 yards per return.

Following his death, Firestone Stadium, which was the home field for Frayser High, was renamed Charles Greenhill Stadium.



#79
HARRY
SCHUH

Harry Schuh became the fifth football player in Tiger history to have his jersey retired at the U of M.

From 1962-64, Schuh was one of the most dominant offensive linemen in all of college football. The Pennsylvania native started for Coach Billy J. Murphy's Tigers and helped his team to a three-year record of 22-5-1. By the conclusion of his senior season, Schuh had become the most decorated football player in school history. He was named to 11 All-America teams, including The Sporting News, Associated Press, United Press and the Football Coaches Association teams.

Following his collegiate career, Schuh was taken by the Oakland Raiders as the second player selected in the 1965 Draft, behind Alabama quarterback Joe Namath. He played six seasons for the Raiders, three years for the Los Angeles Rams and one season for the Green Bay Packers. Schuh was an All-Star selection in 1968 and 1969 and was selected to play in the NFC-AFL Pro Bowl Game in 1970.

Schuh's grandson Stephen Schuh lettered as an offensive lineman for the Tigers from 2003-06.

Schuh had his jersey retired when Memphis hosted East Carolina on October 15, 2011. Schuh passed away May 20, 2013.



#20
DEANGELO
WILLIAMS

DeAngelo Williams came to the University of Memphis from nearby Wynne, Arkansas, and became one of the most decorated players in Tiger history.

Named to several All-America teams during his career, Williams was a key factor in the Tigers going to three straight bowl games for the first time in school history. He rewrote the rushing section of the Tiger record book, finishing his career with 6,026 yards and 55 rushing touchdowns on 969 carries. In addition, he caught five touchdowns and registered 723 receiving yards on 70 receptions.

Williams played as a true freshman in 2002 and later was named to the C-USA All-Freshman Team. He went on to claim C-USA Offensive Player of the Year honors the other three seasons of his career. He was also touted for Heisman honors entering his senior season, and held true to the publicity ending his senior campaign ranked No. 1 nationally in rushing, with an average of 178.55 yards per game.

During his storied career, Williams set an NCAA record with 34 games of 100-plus yards rushing, and ranks fourth all-time in NCAA history in career rushing yards with 6,026. He also holds the NCAA record for career all-purpose yards with 7,573.

In addition to multiple league honors, Williams also received various national awards and recognition. He was named to the prestigious Walter Camp All-America Team; was a finalist for the 2005 Doak Walker Award; and was the MVP of both the 2005 Motor City Bowl and the 2006 Senior Bowl to name a few.

The speedy back was selected by the Carolina Panthers as the 27th pick of the first round of the 2006 NFL Draft.


Williams had his jersey retired on Nov. 5, 2006 when the Tigers hosted Southern Miss.



During his storied career, DeAngelo Williams set an NCAA record with 34 games of 100-plus yards rushing, and ranks fourth all-time in NCAA history in career rushing yards with 6,026.

www.GoTIGERSGo.com

MEMPHIS STATE COLLEGE 32
EAST TENNESSEE STATE 12
MEMORIAL STADIUM (8,000)
NOVEMBER 22, 1956



JOHNSON CITY, Tenn. — In November of 1956, Memphis State College received its second bowl bid in school history, but this time University officials accepted the invitation and the team traveled to East Tennessee to participate in its first postseason event.

In 1938, the Tigers received an invitation to the Prune Bowl in California and asked bowl officials for a financial guarantee to help cover the cost of transporting the squad to the Golden State. When the guarantee did not come through, Memphis opted to stay home.

In 1956, the Memphis squad finished the season with a 4-4-1 record under head coach Ralph Hatley. Andy Nelson and Cotton Clifford served as team captains and helped Memphis to victories in two of the final three games.

During that three-week stretch, the Tigers had back-to-back shutouts, defeating Western Kentucky 42-0 and Arkansas State 34-0.

November 22 was a cold and blustery day in Johnson City, Tenn. Not suited for football or any other outdoor event, the day was highlighted by a light snowfall and spitting rain and sleet.

East Tennessee State College tallied the game's first points on a 14-yard pass from quarterback Howard Tippett to halfback Bob Lindsey in the first period. The point after failed, as did most that day, and the Buccaneers led 6-0.

The Tigers answered the East Tennessee State College score before the first quarter ended. Bob Schmidt blasted into the end zone from two yards out and, following the missed PAT by Memphis, the score was tied at 6-all.

Neither team could do much to defeat the weather the remainder of the

first half, although the Tigers penetrated several times into Buccaneers territory in the second quarter. Memphis even moved down to the East Tennessee State College 1-yard line before a fumble halted the drive. The first half ended with the score knotted at 6-all.

In the second half, the Tigers got their offense going. After being held to only six points in the first half by a battling Buccaneers bunch, Memphis shook off the effects of the biting cold weather conditions and took charge of the Burley Bowl — which was witnessed by 700 fans on a frigid Thanksgiving afternoon — in the third quarter. The Tigers punched across three touchdowns in that third period to take control of the contest on the way to the program's first bowl victory.

The first time Memphis received the ball in the third quarter, fullback Bobby Brooks sprinted right up the middle, veered to the left and went 45 yards for a touchdown. And, before that decisive period ended, the Tigers also scored on a one-yard plunge by Eddie Gebara and a 64-yard screen pass from Bubba Leonard to Gebara.

Andy Nelson took a pitchout four yards for the final Memphis touchdown in the opening minutes of the fourth period. Leonard converted the PAT after the third and fourth touchdowns.

East Tennessee State College's last touchdown came midway in the fourth period when quarterback Joe Dixon ran in from one yard out.

The Tigers ended the season with a 5-4-1 record, while East Tennessee State College dropped to a 4-5 mark.



Halfback Andy Nelson served as team co-captain and helped the 1956 Tigers to their first postseason victory in the Burley Bowl.

SCORING SUMMARY

Memphis State	6	0	20	6	—	32
East Tennessee	6	0	0	6	—	12

Attendance: 700; Weather: Snow/Sleet

- ETSC (1st) Lindsey 14 pass from Tippett (PAT failed)
- MSC (1st) Schmidt 2 run (PAT failed)
- MSC (3rd) Brooks 45 run (PAT failed)
- MSC (3rd) Gebara 1 run (Leonard kick)
- MSC (3rd) Gebara 64 run (Leonard kick)
- MSC (4th) Nelson 4 run (PAT failed)
- ETSC (4th) Dixon 1 run (PAT failed)

TEAM STATISTICS


	MSC	ETSC
First Downs	14	12
Yards Rushing	282	158
Yards Passing	128	101
Total Yards	410	259
Total Offensive Plays	NA	NA
Passes (C-A)	3-6	7-12
Punts	4-38.9	6-30.5
Fumbles	2-2	5-5
No. of Interceptions	2	0
Penalties	6-30	4-20
3rd Down Conversions	NA	NA
Sacks By	NA	NA

INDIVIDUAL LEADERS

- Rushing:** MSC-Brooks 1-45
ETSC-N/A
- Passing:** MSC-Leonard 3-6-128,
ETSC-Tippett 7-12-21
- Receiving:** MSC-Gebara 1-64
ETSC-N/A
- Interceptions:** MSC-2
ETSC-0

PASADENA BOWL • 1971

MEMPHIS STATE 28
SAN JOSE STATE 9
 ROSE BOWL (104,091)
 DECEMBER 18, 1971



PASADENA, Calif. — A hard-nosed defense that caused numerous San Jose State mistakes and an explosive offense that capitalized on those miscues led the Tigers to a 28-9 Pasadena Bowl rout over the Spartans, before a sparse crowd of 15,244 in the Rose Bowl.

Memphis State, making its first major bowl appearance, trailed 3-0 early in the opening period until a blocked punt by Tom Carlsen, who was named the bowl's Defensive Player of the Game, gave the Tigers a lead they never relinquish.

The Tigers received the opening kickoff, and after failing to move the ball, were forced to punt from their own 26-yard line. The Spartans drove the ball 19 yards and attempted a 42-yard field goal that fell short and was returned by the Tigers.

Following another failed drive, San Jose State moved the ball to the Memphis 16-yard line before kicker Larry Barnes connected on a 33-yard field goal. It was San Jose State's only lead of the contest.

With 50 seconds remaining in the first quarter, Spartans punter John McMillan stood at his own 15-yard line. Carlsen, a Tigers defensive back, blocked McMillan's punt and fell on the loose ball in the end zone for the score. Hal McGeorge added the point after, and Memphis had a 7-3 lead.

The Tigers defense gained an air of confidence and stopped San Jose State on the ensuing series. Following a short Spartans punt, the Tigers took over at midfield.

With quarterback Al Harvey leading the offensive attack, the Tigers moved into scoring position. A 13-yard pass from Harvey to Dornell Harris, who was named the bowl's Offensive Player of the Game,

and runs by Harvey, Skeeter Gowen and Paul Wilson set up the Tigers at the 9-yard line. Harvey gobbled up the final nine yards on a run around right end. The 65-yard drive early in the second period gave Memphis a 14-3 lead at intermission.

The Tigers kicked off to begin the second half. San Jose State did not move the ball on its opening drive of the second half, but got a quick second chance when Gowen fumbled on Memphis' first offensive play. Bill Brown recovered on the Tigers 24 and Memphis' 14-3 lead looked precarious. The Spartans moved to the Memphis 2-yard line, where on fourth down, the Tigers defense buckled down and stopped Spartans running back Joe Hicks at the line of scrimmage. The defensive stand ended San Jose State's only real threat of the second half.

The third period featured strong defensive play from both teams, and when the quarter ended, the score remained 14-3 in favor of the Tigers.

The final stanza opened with San Jose State with the ball, but an interception and 27-yard return by the Tigers' David Johnson, his second of the game, put the ball at the Spartans 18-yard line. Memphis' Gowen wasted no time and raced 18 yards to the end zone on the first play from scrimmage for a score. The scoreboard then read 21-3 in the Tigers' favor.

Lightning struck immediately for Memphis. On the Spartans' first play following the Tigers score, back Larry Lloyd fumbled and Memphis' Carl Taylor recovered.

Five plays later, Tigers fullback Clifton Taylor punched the ball in from the 1-yard line, and Tigers fans rejoiced a 28-3 lead and with 10 minutes remaining.

Frustration mounted for San Jose State as the Memphis defense continued its strong play. Forced to pass the ball with time running out, Tigers cornerback Walter Daggett recorded Memphis' fourth interception of the game to halt another Spartans' drive.

San Jose State's only touchdown of the game was set up when a Memphis special teams snap sailed over punter John Kidwell's head and was recovered at the Memphis 20-yard line. A Brad Metheany 1-yard quarterback keeper with 36 seconds left in the contest was the Spartans' only touchdown. The extra point attempt was wide to the left.

The victory over San Jose State marked the second bowl win for the Tigers in school history. The game also marked the end of an era in Tigers football history. Head coach Billy J. Murphy stepped down from his coaching position following the bowl win and dedicated his time to being the University's athletics director. The former Marine compiled a

SCORING SUMMARY

Memphis State 7 7 0 14 — 28
 San Jose State 3 0 0 6 — 9
 Attendance: 15,244
 Weather: temp 72 degrees, sunny and clear, wind - none

SJSU (11:01 re 1st) Barnes 33 FG
 MSU (0:50 re 1st) Carlsen blocked punt recovery in end zone (McGeorge kick)
 MSU (12:28 re 2nd) Harris 9 run (McGeorge kick)
 MSU (12:14 re 4th) Gowen 18 run (McGeorge kick)
 MSU (10:04 re 4th) Taylor 1 run (McGeorge kick)
 SJSU (0:36 re 4th) Metheany 1 run (kick failed)


TEAM STATISTICS

	MSU	SJSU
First Downs	15	11
Rushes-Yds.	53-208	47-187
Passing Yds.	41	81
KO Returns-Yds.	2-41	5-82
Passes (C-A-I)	3-13-2	6-19-4
Punts-Avg.	7-39.0	6-35.7
Fumbles-Lost	5-1	3-1
Penalties-Yds.	3-35	9-85
Time of Possession	N/A	N/A
Sacks by	N/A	N/A

INDIVIDUAL LEADERS

Rushing: MSU-Harris 10-87-1, Gowen 10-63-1, Jamieson 10-32-0, Quintel 2-22-0, Harvey 10-31-0, Wilson 3-15-0; SJSU-Brice 12-54-0, Hicks 12-52-0, Lloyd 5-25-0.
Passing: MSU-Harvey 3-9-0-41-0, Robinson 0-4-2-0-0; SJSU-McMichael 5-16-3-67-0, Metheany 1-3-1-14-0.
Receiving: MSU-Davis 1-24-0, Harris 1-13-0, Taylor 1-6-0; SJSU-Brice 3-48-0, Alley 2-19-0, Ellis 1-14-0.
Interceptions: MSU-Johnson (2), Carlsen, Daggett; SJSU-Scott, Duncan.

MEMPHIS	27
NORTH TEXAS	17
LOUISIANA SUPERDOME (69,767)	
DECEMBER 16, 2003	



NEW ORLEANS, La. — The nation’s longest bowl drought of 32 years ended in a big way for the University of Memphis. The Tigers, which had not participated in a bowl game since 1971, received a bid to the 2003 New Orleans Bowl and faced Sun Belt Conference champion North Texas.

The city of Memphis was electrified. Excitement abounded and the Tigers faithful bought tickets and prepared for the trip to the “Big Easy.”

Playing in the first bowl game of the 2003 postseason and before a national television audience on ESPN, the Tigers’ biggest challenge was to stop one of college football’s top running backs in North Texas’ Patrick Cobbs. And, Memphis was without its top offensive weapon, tailback DeAngelo Williams, as the result of a late-season injury.

Gameday arrived Dec. 16, and Memphis won the coin toss and deferred to the second half, giving the Mean Green the ball to open the game.

On the opening drive, North Texas gave the ball to Cobbs six times, but was forced to call on kicker Nick Bazaldua when the drive stalled at the Tigers 30-yard line. Bazaldua booted a 47-yard field goal for a 3-0 lead.

But, this night belonged to the bowl-hungry Tigers, and the North Texas lead was short-lived.

After Memphis receiver Chris Kelley returned the kickoff to the Tigers 34-yard line, junior quarterback and New Orleans native Danny Wimprine took over.

When rushes by Darron White and Derron Parquet failed to gain yardage, Wimprine went up top and connected with wideout Darren Garcia for 63 yards

to the North Texas 6-yard line. Three plays later, Wimprine kept the ball and raced seven yards into the end zone for the go-ahead score.

The Tigers defense, having had a taste of the North Texas offense, returned to the field determined to shut down the Mean Green. Three plays later, punter Brad Kadlubar kicked the ball back to the Tigers.

But, possible disaster struck on the Tigers’ next possession as Parquet was knocked out of the game with a shoulder injury. Memphis was forced to put the ball in the hands of walk-on back LaKendus Cole.

Midway through the second quarter, North Texas punted, and the Tigers offense got the ball at the Memphis 24. Powered by the running of Cole and the passing of Wimprine, the Tigers drove the ball to the Mean Green 10-yard line, where Wimprine found Kelley in the end zone for the team’s second score. Stephen Gostkowski added the PAT for a 14-3 Tigers’ lead.

Lightning struck again for the Tigers. On the ensuing kickoff, Memphis’ Shaka Hill stripped the ball from returner Kevin Moore, and Cato Mott recovered at the North Texas 8-yard line. After three plays, Gostkowski was connected on a 21-yard field goal for a 17-3 advantage Memphis took to the half.

The game’s third stanza was a defensive battle, and both teams were did not move the ball until the two-minute mark.

The Mean Green, starting near midfield, marched 58 yards in six plays with Cobbs going the final 35 yards for their first touchdown. Suddenly, the Memphis lead was cut to 17-10 as the third quarter ended.

Memphis regained its composure and took control of the game in the fourth quarter. And, it started early in the final period.

At the 12:28 mark of the fourth quarter, Memphis took over at its own 38-yard line. Wimprine hit White for 20 yards, and Robert Douglas gained three on his first carry of the game. After a North Texas facemask penalty, Cole had gains of two yards and 14 yards to the Mean Green 5-yard line. On 2nd-and-goal, Cole burst up the middle for the touchdown and a 24-10 lead. It was Cole’s first collegiate touchdown and put the game out of reach.

North Texas scored again on Cobb’s run of two yards with 2:26 on the clock, but it was too little, too late.

The Tigers scored on their next possession to ice the victory. With Cole gaining yards on the ground and Wimprine connecting with receivers Mario Pratcher and John Doucette, Memphis moved within field goal range, and Gostkowski’s

SCORING SUMMARY

Memphis	7	10	0	10	—	27
North Texas	3	0	7	7	—	17

Attendance: 25,184

Weather: temp 72 degrees indoor, wind - none

UNT	(9:44 re 1st)	Bazaldua 47 FG
UM	(6:57 re 1st)	Wimprine 7 run (Gostkowski kick)
UM	(4:58 re 2nd)	Kelley 10 pass from Wimprine (Gostkowski kick)
UM	(3:39 re 2nd)	Gostkowski 21 FG
UNT	(00:13 re 3rd)	Cobbs 35 run (Bazaldua kick)
UM	(9:08 re 4th)	Cole 5 run (Gostkowski kick)
UNT	(7:13 re 4th)	Cobbs 2 run (Bazaldua kick)
UM	(2:26 re 4th)	Gostkowski 42 FG

TEAM STATISTICS

	UM	UNT
First Downs	15	11
Rushes-Yds.	45-88	33-122
Passing Yds.	254	152
KO Returns-Yds.	4-69	4-61
Passes (C-A-I)	17-24-0	9-21-0
Punts-Avg.	6-38.7	8-37.3
Fumbles-Lost	0-0	1-1
Penalties-Yds.	9-57	6-61
Time of Possession	34:08	25:52
Sacks by	3-13	1-1

INDIVIDUAL LEADERS

Rushing:	UM-Cole 27-62-1, Parquet 3-9-0, White 4-8-0, Wimprine 6-17-1, Avery 2-3-0, Douglas 1-3-0; UNT-Cobbs 23-110-2, Branch 2-10-0, Hall 8-2-0.
Passing:	UM-Wimprine 17-23-0-254-1; UNT-Hall 9-21-0-152-0.
Receiving:	UM-D.White 3-34-0, Scott 1-8-0, Garcia 2-109-0, Pratcher 2-62-0, Avery 3-14-0, Doucette 2-14-0, Kelley 1-10-1, Cole 3-3-0; UNT-Quinn 4-56-0, Branch 3-50-0, Blount 2-46-0.
Interceptions:	UM-0; UNT-0

42-yard field goal gave Memphis a 27-17 lead and started the celebration in both New Orleans and the Bluff City.

As the final seconds ticked off the clock, the players gave head coach Tommy West a cooler bath and then carried him onto the field on their shoulders.


New Orleans Bowl director Ron Maestri presented the Tigers the championship trophy at midfield, and Wimprine was named the game’s MVP.

Cole was presented the game ball by West after rushing for 62 yards and one score in a reserve role.

Memphis completed the 2003 season with a record of 9-4, marking the best finish by a Tigers team since the 1963 season.

GMAC BOWL • 2004

BOWLING GREEN 52
MEMPHIS 35
 LADD PEEBLES STADIUM (40,646)
 DECEMBER 22, 2004



MOBILE, Ala. — In an aerial battle before a rain-drenched 29,500 at Ladd-Peebles Stadium, Memphis' Danny Wimprine and Bowling Green's Omar Jacobs put on a show for the ESPN national television audience. In the end, Jacobs won the shootout in leading the Falcons to a high-scoring 52-35 GMAC Bowl victory over the Tigers.

Jacobs, the GMAC Bowl MVP, connected on 26-of-44 passes for 365 yards and five touchdowns. Not to be outdone, Wimprine was just as impressive. The Memphis senior quarterback was 26-of-39 passing for 324 yards and four touchdowns. Each signal-caller had one interception.

Wimprine and Jacobs received help from each team's running game. For the Tigers, DeAngelo Williams, the Conference USA Offensive Player of the Year, carried the ball 18 times for 120 yards, including an impressive 31-yard touchdown run in the second quarter. Williams missed the final quarter after breaking his right fibula in the third period. P.J. Pope aided the Falcons' cause with 151 rushing yards on 28 carries and two scores.

The offensive fireworks started almost from the opening kickoff. After Bowling Green held the Tigers on their first possession, the Falcons took over on their own 41. Nine plays later, Pope found the end zone from a yard out for a 7-0 Bowling Green lead.

However, the Falcons were not done. On the ensuing kickoff, Bowling Green pulled some trickery out of the playbook early with an onside kick. The Falcons recovered the kick, and the Bowling Green

offense was back in business. Jacobs directed a four-play, 52-yard drive in only 45 seconds to give the Falcons a 14-0 lead just over five minutes into the contest. The score came when Jacobs connected with Charles Sharon on 18 yards out.

Memphis got its second possession of the game and took little time cutting the Bowling Green lead in half. The Tigers went 80 yards in seven plays, and the drive culminated in a Wimprine-to-John Doucette 42-yard touchdown toss with 6:51 left in the first quarter.

With the game taking on a back-and-forth nature, the Falcons answered immediately. Jacobs led Bowling Green on a six-play, 68-yard drive over the next 2:05 to put the Falcons ahead 21-7. Jacobs hooked up with Sharon for a 36-yard scoring toss.

In the second quarter, the Tigers scored 17 seconds into the period on a Wimprine 60-yard pass to Chris Kelley. The score began a five-touchdown quarter that ended with the Falcons holding a 35-28 halftime lead.

Memphis pulled even at 28-all on a Williams' 31-yard touchdown scamper with 3:37 left. Bowling Green, though, had one final answer before halftime. Jacobs threw his fourth touchdown pass of the first half when he found Steve Sanders in the end zone with only :37 on the clock. The score gave the Falcons a 35-28 lead and the momentum heading into the second half.

After the break, Bowling Green took control of the game. The Falcons scored the lone touchdown in the third quarter -- Jacob's fifth touchdown pass -- and added 10 points in the final quarter before Memphis' last score with under five minutes to play for the 52-35 final.

Tim Goodwell finished the game with 10 total tackles (five solo), two TFL and a quarterback sack to lead the Tigers defense. Jovon Burkes led the Bowling Green defense with 11 hits (six solo) and two TFL.

Wimprine went over 10,000 yards passing and finished his career with nearly every Memphis passing record. The Tigers quarterback topped the record book for career passing yards (10,215), completions (808), attempts (1,469) and touchdowns (81).

Before his third quarter injury, Williams went over 4,000 career rushing yards. The 100-yard GMAC Bowl performance was the 24th 100-yard rushing game of his career.

SCORING SUMMARY

Bowling Green	21	14	7	10	—	52
Memphis	7	21	0	7	—	35

Attendance: 29,500
 Weather: temp 61 degrees, wind - SSE9, clouds and rain

- BGSU (10:24 re 1st) Pope 1 run (Suisham kick)
- BGSU (9:37 re 1st) Sharon 18 pass from Jacobs (Suisham kick)
- UM (6:51 re 1st) Doucette 18 pass from Wimprine (Gostkowski kick)
- BGSU (4:39 re 1st) Sharon 36 pass from Jacobs (Suisham kick)
- UM (14:43 re 2nd) Kelley 60 pass from Wimprine (Gostkowski kick)
- BGSU (9:54 re 2nd) Sanders 31 pass from Jacobs (Suisham kick)
- UM (6:41 re 2nd) Avery 38 pass from Wimprine (Gostkowski kick)
- UM (3:37 re 2nd) Williams 31 run (Gostkowski kick)
- BGSU (0:37 re 2nd) Sanders 17 pass from Jacobs (Suisham kick)
- BGSU (3:18 re 3rd) Pope 13 pass from Jacobs (Suisham kick)
- BGSU (14:09 re 4th) Suisham 37 FG
- BGSU (8:01 re 4th) Pope 1 run (Suisham kick)
- UM (3:48 re 4th) Doucette 14 pass from Wimprine (Gostkowski kick)

TEAM STATISTICS

	BGSU	UM
First Downs	29	21
Rushes-Yds.	43-193	27-90
Passing Yds.	365	324
KO Returns-Yds.	1-26	3-57
Passes (C-A-I)	26-44-1	26-39-1
Punts-Avg.	4-31.8	6-32.8
Fumbles-Lost	1-1	2-1
Penalties-Yds.	2-14	4-28
Time of Possession	33:23	26:37
Sacks By	0-0	2-17

INDIVIDUAL LEADERS

- Rushing:** UM-Williams 18-120-1, Doss 5-7-0; BGSU-Pope 28-151-2, Lane 5-36-0, Jacobs 7-9-0, Magner 1-3-0.
- Passing:** UM-Wimprine 26-39-4-324-1; BGSU-Jacobs 26-44-5-365-1.
- Receiving:** UM-Gideon 6-38-0, Kelley 4-108-1, Avery 3-51-1, Doucette 2-56-2, White 2-32-0, Davis 2-16-0; BGSU-Magner 9-68-0, Sanders 7-123-2, Sharon 5-117-2, Hawkins 2-25-0.
- Interceptions:** UM-1; BGSU-1

MEMPHIS	38
AKRON	31
FORD FIELD (50,616)	
DECEMBER 26, 2005	



DETROIT, Mich. — It was the holiday season, and the Memphis Tigers football team gave its fans a Merry Christmas — even though it came a day later. Behind a DeAngelo Williams 238-yard rushing performance and three Stephen Gostkowski field goals, the Tigers posted their second postseason victory in three seasons with a 38-31 win over Akron in the 2005 Motor City Bowl. The game was played at Ford Field, the site of the NFL's 2006 Super Bowl in early February.

Williams, who was named the Motor City Bowl MVP, compiled his bowl record-setting 238 yards on 31 carries and scored three touchdowns. Gostkowski hit field goals of 32, 25 and 50 yards, and the 50-yard effort set a Motor City Bowl mark.

The way the game started gave no indication it would end up being a 38-31 shootout. The Memphis offense sputtered at the start, and the Tigers relied on their defense and punter Michael Gibson's foot. The Tigers defense allowed the Zips only three points, despite having two first-quarter drives deep in Memphis territory. Akron scored the field goal on its second drive, but on the first trip across the 50-yard line, the Zips' series was halted at the Memphis 25 when Tim Goodwell and Rod Smith stopped Brett Biggs on 4th-and-1. Gibson played just as important a role in the first quarter with two long punts — 51 and 49 yards — that pinned Akron inside its own 10-yard line both times.

After watching the defense keep the Tigers in the game in the first quarter, the Memphis offense got on track in the second frame. Williams, who gained only 19 yards in the first quarter, picked it up on the Tigers' first scoring drive with 34

yards on the ground. Tigers quarterback Maurice Avery also found his groove in the second quarter, hitting Ernest Williams on a 42-yard strike to the Akron 23. Four plays later, Gostkowski connected on a 32-yard field goal to tie the contest at 3-all.

The Tigers kept it going. The defense held the Zips to 3-and-out on their next series, and the Memphis offense continued to roll. On the first play of the ensuing drive, Avery found his target in Ryan Scott for a 50-yard gain to the Akron 2-yard line. Williams then pushed the ball across the goal line for the first Memphis lead of the game. After Gostkowski's PAT, the Tigers led 10-3.

With just over four minutes left before halftime, Akron got the ball with an opportunity to cut into the Tigers lead, but it didn't happen. The Tigers offense took over with 2:30 on the clock and took advantage of another scoring chance. After two rushes netted a minus-3 yards, Avery took back to the air and again hit Scott for a long gain — this time, 48 yards — to the Akron 27. From there, the Tigers moved the ball to the Zips 7, where Gostkowski hit his second field goal for a 13-3 halftime lead.

The early portion of the second half looked no different for the Akron offense. Stymied by the Tigers in the first half, the Zips were unable to get past their own 40-yard line on the first two possessions. Aided by two Akron defensive pass interference calls, the Tigers moved down to the Akron 2, where Williams scored his second touchdown for a 20-3 Memphis lead.

With only three minutes left in the third quarter and down 20-3, the Zips scored via the air on the ensuing drive. Zips quarterback Luke Getsy was 6-of-7 passing for 80 yards on the series that resulted in a 46-yard scoring strike to Jabari Arthur to cut the Tigers' lead to 20-10.

The game moved into the fourth quarter, and the shootout began. Gostkowski got it started with a 50-yard field goal for a 23-10 Tigers lead. Akron responded with a quick three-play, 80-yard drive to cut the Memphis lead to 23-17. The big play was a Getsy-to-Biggs 72-yard scoring strike.

The Tigers then answered with their own big play in the form of Williams. With the Zips closing in and also gaining momentum, Memphis' All-America running back took a handoff and raced 67 yards to the Akron 2. On the next play, Williams scored his third touchdown. Avery added the two-point conversion for a 31-17 Memphis advantage. The Tigers added another score on an Ernest Williams 5-yard run to increase the lead to 38-17 with only 6:38 left.

SCORING SUMMARY

Memphis	0	13	7	18	—	38
Akron	3	0	7	21	—	31
<i>Attendance: 50,616</i>						

UA	(00:40 re 1st)	Swiger	43	FG
UM	(7:02 re 2nd)	Gostkowski	32	FG
UM	(4:08 re 2nd)	Williams	1	run (Gostkowski kick)
UM	(00:18 re 2nd)	Gostkowski	25	FG
UM	(3:02 re 3rd)	Williams	2	run (Gostkowski kick)
UA	(00:46 re 3rd)	Arthur	46	pass from Getsy (Swiger kick)
UM	(12:04 re 4th)	Gostkowski	50	FG
UA	(11:03 re 4th)	Biggs	72	pass from Getsy (Swiger kick)
UM	(10:41 re 4th)	Williams	2	run (Avery rush)
UM	(3:09 re 4th)	E. Williams	5	run (Gostkowski kick)
UA	(1:46 re 4th)	Hixson	14	pass from Getsy (Swiger kick)
UA	(0:55 re 4th)	Arthur	19	pass from Getsy (Swiger kick)

TEAM STATISTICS

	UM	UA
First Downs	21	24
Rushes-Yds.	58-346	23-47
Passing Yds.	170	455
KO Returns-Yds.	3-97	2-39
Passes (C-A-I)	7-14-0	34-59-0
Punts-Avg.	5-45.6	8-40.5
Fumbles-Lost	1-1	0-0
Penalties-Yds.	7-62	10-61
Time of Possession	29:48	30:12
Sacks By	3-22	0-0

INDIVIDUAL LEADERS


Rushing:	UM-Williams 31-238-3, Doss 9-56-0, E. Williams 3-18-1; UA-Briggs 14-46-0, Kennedy 3-13-0, McDaniel 1-5-0.
Passing:	UM-Avery 7-13-0-170-0, Scott 0-1-0-0-0; UA-Getsy 34-59-4-55-0.
Receiving:	UM-Scott 3-103-0, E. Williams 1-42-0; UA-Arthur 8-180-2, Briggs 4-79-1, Kasparek 6-70-0, Hixson 7-63-1.
Interceptions:	UM-0; UA-0

However, the Zips did not quit. Akron scored two touchdowns in under six minutes to pull to within seven at 38-31 with only 50 seconds left. The Zips' first drive took nearly five minutes, and ended when Getsy hit Domenik Hixon from 14 yards out. The Akron special teams then executed a perfect outside kick, and recovered the ball at midfield with 1:45 left. One minute later, Getsy connected with Arthur for a 19-yard touchdown pass to cut the Tigers lead to 38-31.

The Zips tried their magic one more time, but this time, the Tigers special teams recovered the outside kick, and Memphis ran out the clock for the win.

NEW ORLEANS BOWL • 2007

FLORIDA ATLANTIC 44
MEMPHIS 27
 LOUISIANA SUPERDOME (68,500)
 DECEMBER 21, 2007



NEW ORLEANS, La. — Four out of five. Let's say it again! For the fourth time in the last five seasons, the Memphis Tigers football team earned a postseason bowl berth.

Despite their 44-27 setback to Florida Atlantic in the 2007 R+L Carriers New Orleans Bowl, the Tigers and their fans had a lot to be proud of when looking at the entire 2007 campaign. The season began with a tough start, but Memphis caught its stride in late October and rode that wave to a fourth bowl game under head coach Tommy West.

Let's take a quick review:

- A bowl looked like a distant dream after a 2-4 start to the season.
- The schedule took on a major shift when the Sept. 8 game at Arkansas State was postponed due to inclement weather. The contest was moved to Sept. 27, making the Tigers play three games in 11 days.
- After losing the first two games in the rugged three-games-in-11-days stretch, the Tigers suffered an even greater loss on the night of Sept. 30 when defensive lineman Taylor Bradford was shot and later died. After two days of emotional outpouring, the Memphis players took the field arm-in-arm for its Conference USA home opener versus Marshall. The Tigers won the game 24-21.
- With a home loss to Middle Tennessee in mid-October, bowl hopes were all but lost with three of the next four C-USA games on the road.
- As was the trend in the West era, the Tigers did not fold. Memphis won all three league road games (at Rice, Tulane and Southern Miss) in that stretch and repositioned itself in the bowl picture.

- The Tigers sealed the bowl invitation with back-to-back home wins over UAB and SMU to close the regular season.

So, you ask, what did the Tigers accomplish?

- A winning record for the fourth time in the last five years (2003-07). The last time Memphis did that was from 1973-77 when the Tigers had five-straight winning seasons.
- Six conference wins, the most league victories in school history.
- A second-place C-USA East Division finish, the second in three years.
- A fourth bowl in the last five years, the first time for a stretch like that in school history.

Granted, the bowl setback to Florida Atlantic put a small bitter taste in the mouths of the Tigers, but Memphis' "never-give-up" attitude kept them in the game until the end despite several injuries that sidelined key Tigers. Kicker Matt Reagan left the game with a concussion, and receiver Maurice Jones was sidelined with a dislocated hip. In addition, T.J. Pitts broke his ankle and quarterback Martin Hankins was knocked out of the game with a knee injury in the third quarter.

Before a crowd of 25,146 at the Louisiana Superdome, seniors Joseph Doss and Hankins went out in style with solid performances. Hankins was 25-of-39 passing for 281 yards and three scores, and Doss rushed for 91 yards on 20 carries and caught a team-high five passes for 42 yards.

With his 281 yards passing, Hankins set the Memphis single-season mark with 3,220 yards. He also set season records for completions (261) and touchdowns (25). For his career, Hankins totaled 5,770 yards, 43 touchdowns and 487 completions — all second to Danny Wimprine.

In the game, Hankins' favorite targets were Carlos Singleton (4 receptions/63 yards/1 TD) and Duke Calhoun (4 catches/40 yards). With their receptions, both Singleton and Calhoun extended streaks. Singleton extended his streak to 21 games with a reception, while Calhoun caught a pass in all 24 of his collegiate games.

After a first quarter warm-up with Florida Atlantic leading 17-7, the teams combined for 26 points in the second period. Two Joey Mack field goals kept the Tigers close, but the Owls answered with touchdowns for a 30-13 lead. However, Memphis closed the gap to 30-20 just before the half when Hankins hit Earnest Williams from 19 yards out.

Following halftime, Memphis cut further into the Florida Atlantic lead. A Hankins-to-Singleton six-yard scoring connection sliced the Owls' lead to 30-27 with 9:30 left in the third quarter. However, Florida Atlantic scored the final two touchdowns for the 44-27 final.

Punter Brent Sutherland set a New Orleans Bowl record with a 70-yard punt

SCORING SUMMARY

Memphis	7	13	7	0	—	27
FAU	17	13	7	7	—	44

Attendance: 25,146

FAU	(12:03 re 1st)	Pierre 4 pass from Smith (Leroy kick)
UM	(9:20 re 1st)	Russell 8 pass from Hankins (Reagan kick)
FAU	(7:23 re 1st)	Leroy 22 FG
FAU	(5:00 re 1st)	Edgecomb 29 pass from Smith (Leroy kick)
UM	(12:12 re 2nd)	Mack 38 FG
FAU	(10:25 re 2nd)	Bonner 16 pass from Smith (Leroy kick)
UM	(5:55 re 2nd)	Mack 35 FG
FAU	(3:34 re 2nd)	Rose 4 pass from Smith (Leroy kick failed)
UM	(00:52 re 2nd)	Williams 19 pass from Hankins (Mack kick)
UM	(9:30 re 3rd)	Singleton 6 pass from Hankins (Mack kick)
FAU	(1:39 re 3rd)	Harmon 16 pass from Smith (Leroy kick)
UA	(9:12 re 4th)	Edgecomb 4 run (Leroy kick)

TEAM STATISTICS

	UM	FAU
First Downs	24	25
Rushes-Yds.	32-117	33-115
Passing Yds.	281	350
Passes (C-A-I)	26-46-0	26-33-1
Fumbles-Lost	0-0	0-0
Penalties-Yds.	5-45	5-29
Punts-Avg.	7-38.7	3-35.7
Punt Returns-Yds.	0-0	2-34
KO Returns-Yds.	8-153	6-182
Time of Possession	31:11	28:49
Sacks By	1-8	1-2

INDIVIDUAL LEADERS

Rushing:	MEM-Doss 20-100-0, Hankins 2-12-0, Malouf 2-11-0. FAU-Pierre 11-49-0, Clayton 4-32-0, Edgecomb 5-23-1, Rose 5-22-0.
Passing:	MEM-Hankins 25-39-281-3-0, Hudgens 1-5-0-0-0. FAU-Smith 25-32-336-5-1.
Receiving:	MEM-Doss 5-42-0, Singleton 4-63-1, Russell 4-45-1, Calhoun 4-40-0, Williams 3-37-1. FAU-Harmon 7-97-1, Rose 6-52-1, Jean 4-73-0, Gent 3-52-0, Bonner 2-27-1, Pierre 2-6-1, Edgecomb 1-29-1.
Interceptions:	MEM-Mathis 1-34. FAU None.

in the fourth quarter. He finished the game with six punts for a 45.2 average.

Clinton McDonald led the Memphis defense with eight total tackles, while Jeremy Rockette and LaKeitharun Ford each had seven hits. McDonald also had one quarterback sack and two TFL. LeRico Mathis recorded his third interception of the season, tying him for team-high honors with Brandon Patterson.

MEMPHIS	14
USF	41
TROPICANA FIELD (33,000)	
DECEMBER 20, 2008	



ST. PETERSBURG, Fla. — This was the bowl game head coach Tommy West wanted for his program. Sure, he and his Tigers enjoyed their bowl trips four of the previous five years. But, this invitation to the inaugural magicJack St. Petersburg Bowl was — in West’s eyes — an opportunity to see where Memphis stood on the national scene, no matter the game’s outcome.

The bowl game had Memphis playing its first BCS league foe in school postseason history, as the Tigers faced the USF Bulls. While the previous bowl trips were important in their own right, West believed this bowl would set the course for the direction of the program’s future.

The Bulls won the game 41-14 before a predominantly pro-USF crowd of 25,205 at Tropicana Field, home of the MLB American League champion Tampa Bay Rays. The appearance at Tropicana Field made history for the Tigers, as it was the first time Memphis played in a Major League Baseball stadium.

As for the game, it pitted one of the nation’s best rushing offenses (Memphis) against one of the country’s top rushing defenses (USF), and on this day, the defense won the battle. The Tigers entered the contest averaging over 200 yards via their ground game, but the Bulls had the nation’s ninth-best rushing defense and it showed. USF held Memphis to only 66 yards on 30 carries, and Tigers running back Curtis Steele, a 1,000-yard rusher, gained most of those with 48 yards on 12 rushes.

While the Bulls defense shut down the Memphis offense, the Tigers defense had no answer for USF quarterback Matt Grothe, who was named the bowl game’s MVP. Grothe was 17-of-24 passing for 236

yards and three touchdowns and rushed for 83 yards on 15 carries. He also had one reception for 14 yards. Grothe did all of his damage in the first three quarters, as he sat out the final period.

The Bulls got started early and never looked back. On the game’s opening kickoff, USF’s Dontavia Bogan took Matt Reagan’s kickoff at the 1-yard line and returned it 56 yards to the Memphis 43. Three plays later, the Bulls were on the board when Grothe hit Taurus Johnson with a 28-yard scoring strike for a 7-0 lead. The USF scoring drive only took 1:02 off the clock.

Later in the first period, USF struck again on a short six-play drive. Grothe was 3-of-3 passing for 57 yards in putting the Bulls at the Memphis 4-yard line. From there, Ben Williams gained the final four yards and increased the USF lead to 14-0.

However, West’s Tigers did not go away. On the ensuing drive, Memphis marched 73 yards on six plays and cut the USF advantage in half at 14-7. The drive only took 2:19, and it ended when Tigers quarterback Arkelon Hall hit pay dirt from three yards out.

The Bulls, though, took the momentum back on their next possession. After striking quickly on its first two scoring drives, USF put together a lengthy 14-play, 63-yard possession that ended in a Maikon Bonani 23-yard field goal for a 17-7 advantage. The drive took 5:51 off the clock.

After holding the Tigers on their next possession, USF had another five-minute scoring drive — this time, 5:24 — that culminated in a Grothe-to-Ben Busbee 13-yard touchdown connection to give the Bulls a 24-7 lead with only 4:15 left before halftime.

Again, the Tigers mounted a response. With a little over four minutes before intermission, Memphis started on its own 20, and Hall led the way. The Tigers quarterback was 7-of-10 passing for 60 yards, including a two-yard touchdown pass to Duke Calhoun with 0:08 left in the second quarter. The score cut the USF lead to 24-14 at the break and pulled momentum back to the Tigers’ side.

That momentum, however, swung back to the Bulls in the third quarter. The USF defense held Memphis to only 60 yards on its first two second-half drives, while the Bulls offense capitalized with 10 points to increase their lead to 34-14 by the end of the third quarter. Bonani added a 37-yard field goal midway through the third quarter, and Grothe threw his third touchdown pass near the end of the period to put the contest out of reach.

The Bulls added a final touchdown early in the fourth quarter for the 41-14 final.

Hall was 15-of-31 passing for 154 yards and one score. Calhoun was the Ti-

SCORING SUMMARY				
Memphis	7	7	0	0 — 14
USF	14	10	10	7 — 41
<i>Attendance: 25,205</i>				
USF	(13:58 re 1st)	Johnson 26 pass from Grothe (Bonani kick)		
USF	(4:28 re 1st)	Williams 3 run (Bonani kick)		
UM	(2:09 re 1st)	A. Hall 3 run (Reagan kick)		
USF	(11:18 re 2nd)	Bonani 23 FG		
USF	(4:15 re 2nd)	Busbee 13 pass from Grothe (Bonani kick)		
UM	(0:08 re 2nd)	Calhoun 2 pass from A. Hall (Reagan kick)		
USF	(8:36 re 3rd)	Bonani 37 FG		
USF	(1:50 re 3rd)	Bogan 24 pass from Grothe (Bonani kick)		
USF	(12:40 re 4th)	Plancher 2 run (Bonani kick)		

TEAM STATISTICS		
	UM	USF
First Downs	15	29
Rushes-Yds.	30-66	49-232
Passing Yds.	172	264
Passes (C-A-I)	18-35-0	20-30-0
Fumbles-Lost	0-0	1-1
Penalties-Yds.	3-25	7-270
Punts-Avg.	8-42.1	2-36.0
Punt Returns-Yds.	0-0	5-29
KO Returns-Yds.	8-137	2-71
Time of Possession	25:16	34:44
Sacks By	3-23	1-6


INDIVIDUAL LEADERS	
Rushing:	MEM-Steele 12-48-0, Ross 7-11-0, Hall 3-6-1, Williams 1-2-0. USF-Grothe 15-83-0, Ford 8-34-0, Plancher 7-31-1, Williams 6-18-1.
Passing:	MEM-Hall 15-31-154-1-0. USF-Grothe 17-24-236-3-0.
Receiving:	MEM-Calhoun 6-39-1, Black 4-23-0. USF-Mitchell 4-60-0, Johnson 4-40-1, Bogan 3-51-1, Busbee 2-34-1.
Interceptions:	MEM-None. USF-None.

gers’ leading receiver with a game-high six catches for 39 yards and one touchdown. Brandon Patterson led the Tigers defense with nine tackles.

Grothe’s primary targets were Carlton Mitchell (60 yards) and Johnson (40 yards, 1 TD), who each had four receptions. Tyrone McKenzie led the USF defense with a game-best 11 tackles.

MIAMI BEACH BOWL • 2014

BYU	48
MEMPHIS	55
MARLINS PARK (20,761)	
DECEMBER 22, 2014	



MIAMI, Fla. — Dramatic. It's certainly one word which epitomized Memphis' 55-48, double-overtime win over BYU in the inaugural Miami Beach Bowl.

Memphis had to overcome five turnovers, including a BYU 19-yard interception return for a touchdown with 7:48 to play in regulation which gave the Cougars a 45-38 lead.

In the final minutes of the fourth quarter the Tigers converted two fourth-down plays. The second conversion resulted in a five-yard touchdown pass from Paxton Lynch to Keiwone Malone with 45 seconds to play to tie the game at 45-48.

In the first overtime period, Jake Elliott kicked a 54-yard field goal to tie the game at 48-48 and send the contest to a second overtime. Elliott's 54-yarder was the longest in an overtime period in FBS bowl history and also the fourth-longest in bowl history.

And after Memphis scored in the second overtime period, DaShaughn Terry intercepted a pass on BYU's second play from scrimmage to end the game.

Quarterback Paxton Lynch equaled an NCAA bowl record for touchdowns responsible for with seven and was named the Miami Beach Bowl's Most Valuable Player.

Lynch completed 24-of-46 passes for 306 yards and four touchdowns, including the game-winning, 11-yard strike to Roderrick Proctor in the end zone to cap Memphis' second overtime series. Lynch also ran for 38 yards and three scores.

In his final game as a Tiger, Malone caught six passes for 75 yards and two touchdowns. He also had a career-long, 41-yard run in the game.

The two teams combined to run an

NCAA bowl record-tying 188 offensive plays, including 97 by the Tigers (tied for seventh-most in a bowl game), and accounted for a combined 905 yards of total offense.

Memphis twice led by 10 points in the game, the last coming with 3:45 to play in the third quarter, when Alan Cross hauled in a 17-yard touchdown pass from Lynch.

The Cougars took advantage of three fourth-quarter Memphis turnovers to go from 10 points down to leading 45-38 when Zac Stout returned his interception 19 yards for a score with 7:48 to play.

Late in the game and the Tigers trailing by seven, punter Nick Jacobs pined BYU at its own 4-yard line. A 3-and-out series by the Cougars followed by a short punt and a nine-yard return by Joe Craig gave the Tigers the ball at the BYU 33 with 2:34 left in the fourth quarter.

Lynch and Malone first hooked up on a 4th-and-seven pass play for a 15-yard pickup to the Cougars 11. Four plays later and facing another fourth down, Lynch scrambled and Malone made a diving catch in the end zone to tie the game at 45-all in the final minute.

Trevor Samson kicked a 45-yard field goal to give BYU a 48-45 lead in the first overtime period. After Memphis' first offensive series in overtime lost 12 yards on three plays, Elliott booted a 54-yard field goal to extend the game to another overtime.

In the second overtime period, Malone caught a 15-yard pass on second down, and following a Brandon Hayes' four-yard run, Lynch found Proctor open in the end zone for the rookie's first career touchdown reception.



Senior receiver Keiwone Malone caught six passes for 75 yards and two touchdowns including a five-yard TD grab on a fourth-down play late in the fourth quarter to tie the game and send it to overtime.

SCORING SUMMARY

BYU	14	14	0	17	3	3	0	—	48
MEMPHIS	17	7	14	7	10	3	7	—	55
Attendance: 20,761									
UM	(13:54 re 1st)	Malone	33	pass	from Lynch	(Elliott kick)			
BYU	(12:17 re 1st)	Juergens	47	pass	from Stewart	(Samson kick)			
UM	(9:49 re 1st)	Lynch	1	run	(Elliott kick)				
BYU	(7:16 re 1st)	Mathews	25	pass	from Stewart	(Samson kick)			
UM	(2:22 re 1st)	Elliott	39	FG					
UM	(12:44 re 2nd)	Lynch	3	run	(Elliott kick)				
BYU	(4:55 re 2nd)	Leslie	23	FG					
BYU	(3:11 re 2nd)	Lasike	3	run	(Samson kick)				
UM	(9:50 re 3rd)	Lynch	1	run	(Elliott kick)				
UM	(3:45 re 3rd)	Cross	17	pass	from Lynch	(Elliott kick)			
BYU	(11:35 re 4th)	Samson	23	FG					
BYU	(10:52 re 4th)	Lasike	7	run	(Samson kick)				
BYU	(7:48 re 4th)	Stout	19	INT	return	(Samson kick)			
UM	(0:45 re 4th)	Malone	5	pass	from Lynch	(Elliott kick)			
BYU	(1st OT)	Samson	45	FG					
UM	(1st OT)	Elliott	54	FG					
UM	(2nd OT)	Proctor	11	pass	from Lynch	(Elliott kick)			

TEAM STATISTICS

	BYU	UM
First Downs	22	24
Rushes-Yds.	42-77	51-174
Passing Yds.	348	306
Passes (C-A-I)	23-49-3	24-46-3
Fumbles-Lost	4-1	4-2
Penalties-Yds.	7-70	6-43
Punts-Avg.	9-46.9	6-38.8
Punt Returns-Yds.	0-0	6-42
KO Returns-Yds.	6-109	8-166
Time of Possession	229:13	30:47
Sacks By	1-7	2-22

INDIVIDUAL LEADERS

Rushing:	BYU-Brown 19-79-0, Lasike 7-11-2, Juergens 1-3-0. MEM-Hayes 22-49-0, Malone 2-41-0, Lynch 13-38-3, Craft 7-28-0.
Passing:	BYU-Stewart 23-48-3-348-3. MEM-Lynch 24-46-3-306-4. BYU-Mathews 9-82-1, Juergens 4-87-1, Mahina 2-54-0, Houk 2-42-0, Leslie 1-23-1. MEM-Malone 6-75-2, Hayes 4-35-0, Frazier 4-31-0, Cross 3-69-1, Mayhue 2-23-0, Montiel 2-17-0, Proctor 2-14-1.
Interceptions:	BYU-Fua 1-37-0, Pikula 1-2-0, Stout 1-19-1. MEM-McCain 1-(-2)-0, Howard 1-2-0, Terry 1-0-0.

MEMPHIS	10
AUBURN	31
LEGION FIELD (71,594)	
DECEMBER 30, 2015	



BIRMINGHAM, Ala. – In front of a Birmingham Bowl-record crowd of 59,430, the Memphis Tigers overcame a 10-point first-half deficit, but Auburn scored all of the game’s 21 second-half points en route to a 31-10 win at Legion Field.

The historic record-breaking season for Memphis ended with a 9-4 overall record and the program’s second-straight bowl game appearance. During the season the team set single-season records with 522 points, 64 touchdowns, 6,331 offensive yards and 322 first downs.

The record-breaking season added two more notches to its belt when Memphis recorded its 95th third-down conversion of the season, breaking the previous record set in 2007 and ended with 101 for the season. The second record came in the middle of the third quarter when the Tigers eclipsed the team single-season passing yardage mark, previously set in 2007, and now stands at 3,995.

Paxton Lynch, who has single-season school records for touchdown passes, passing yards and 300-yard passing games, was 17-of-38 behind center for 104 yards. The rushing attack was paced by Doroland Dorceus, who ran 10 times for 39 yards. Jarvis Cooper had five rushes for 35 yards. Mose Frazier and Phil Mayhue each hauled in four receptions, with Frazier recording a team-high 47 yards.

Memphis forced three turnovers, two on Reggis Ball interceptions, and the third on an interception from Dontrell Nelson.

Auburn used trickery on its first drive of the game, converting a fake punt for a 37-yard pass to the Memphis 3-yard line. However, the defense tightened and did

not allow another positive yard, forcing the Tigers to a 20-yard field goal for a 3-0 lead.

On its second drive of the game, Auburn got a nine-yard rush from Kerryon Johnson to push Auburn’s advantage to 10-0 with just under two minutes remaining in the first quarter.

With 10:03 to play in the second quarter, Memphis kicker and Lou Groza Award finalist Jake Elliott booted a 53-yard field goal — tied for the third-longest in program history — and cut the Memphis deficit to seven at 10-3. Elliott’s 53-yard field goal set a Birmingham Bowl record for the longest field goal.

It was Elliott’s sixth career field goal of 52 yards or more, as he owns four of the five longest field goals in program history (the other is held by current New England Patriots kicker Stephen Gostkowski). Elliott’s kick also tied a school record for most field goals in a season (23), as he tied Joe Allison’s total from the 1992 season.

On Memphis’ next drive, Elliott was set to take sole possession of the field goal record, but his 34-yard attempt was blocked, keeping the Auburn advantage at 10-3 with 5:55 to play in the opening half.

After stopping Auburn on a third down near midfield, the visitors on the scoreboard attempted a fourth-down pass that was picked off by Ball for his second interception in the game. Ball returned this one 56 yards for his first collegiate touchdown and knotted the score at 10-all at halftime.

Memphis came out of the halftime break and drove 56 yards on 13 plays, moving the ball down to the Auburn 9-yard line before Lynch’s pass attempt was tipped and intercepted in the end zone.

Two possessions later, Auburn used eight plays to drive 44 yards and scored the go-ahead touchdown when quarterback Jeremy Johnson found Jason Smith out of the backfield. Smith evaded Memphis tacklers on his way to the end zone, giving Auburn a 17-10 lead near the end of the third quarter.

Auburn extended its advantage to 24-10 on the Tigers’ first play of the fourth quarter when Johnson found pay dirt from five yards out with 14:57 remaining in the contest. Following a 56-yard punt return after Memphis’ next possession, Auburn’s Javon Robinson scored his first touchdown of the game from four yards out, pushing Auburn’s lead to 21 at 31-10 with 12:57 to play.

SCORING SUMMARY

Memphis	0	10	0	0	—	10
Auburn	10	0	7	14	—	31
<i>Attendance: 59,430</i>						

- AU (8:35, 1st) Carlson 20 FG
- AU (1:58, 1st) Johnson 8 run (Carlson kick)
- UM (10:01, 2nd) Elliott 53 FG
- UM (3:06, 2nd) Ball 53 interception return (Elliott kick)
- AU (3:12, 3rd) Smith 11 pass from Johnson (Carlson kick)
- AU (14:57, 4th) Johnson 5 run (Carlson kick)
- AU (12:57, 4th) Robinson 4 run (Carlson kick)

TEAM STATISTICS


	AU	UM
First Downs	23	13
Rushes-Yds.	56-252	31-99
Passing Yds.	150	106
Passes (C-A-I)	10-16-3	16-37-1
Fumbles-Lost	0-0	1-0
Penalties-Yds.	3-45	6-40
Punts-Avg.	3-39.7	6-47.2
Punt Returns-Yds.	6-94	0-0
KO Returns-Yds.	1-27	1-23
Time of Possession	24:17	25:43
Sacks By	2-14	0-0

INDIVIDUAL LEADERS

- Rushing:** AU-Robinson 27-126-1, Barber 12-41-0, Thomas 5-29-0, J. Johnson 3-26-1, K. Johnson 6-24-1, Smith 1-6-0, White 1-0-0, Louis 1-0-0. UM-Dorceus 11- 48-0, Cooper 4-26-0, Craft 5-12-0, Henderson 2-10-0, Frazier 3-6-0, Lynch 5-(-1)-0, Cross 1-(-2)-0
- Passing:** AU-White 8-13-102-0-2, Phillips 1-1-37-0-0, Johnson 1-1-11-1-0, Smith 0-1-0-0-1. UM-Lynch 16-37-106-0-1
- Receiving:** AU-Ray 2-50-0, Stevens 2-25-0, Davis 2-7-0, Johnson 1-37-0, Louis 1-17-0, Smith 1-11-1, Barber 1-3-0. UM - Frazier 4-47-0, Mayhue 4-26-0, Jones 3-16-0, Miller 3-10-0, Henderson 1-7-0, Cross 1-0-0
- Interceptions:** AU-Matthews 1-6-0. UM-Ball, 2-65-1, Nelson 1-0-0

BOCA RATON BOWL • 2016

MEMPHIS 31
WESTERN KENTUCKY 51
 FAU STADIUM (30,000)
 DECEMBER 20, 2016



BOCA RATON, Fla. – Tigers redshirt junior Anthony Miller posted his eighth 100-yard receiving game of the 2016 campaign, but it wasn't enough as the University of Memphis football squad dropped a 51-31 decision to Western Kentucky in the Boca Raton Bowl Tuesday.

The Boca Raton Bowl, which was played at FAU Stadium on Florida Atlantic University's campus, was Memphis' third-straight postseason trip. It is the second time in program history the Tigers played in three-consecutive bowl games, with the first stretch being from 2003-05.

Miller finished Tuesday's contest with 151 yards on 11 catches and three touchdowns. Miller's receptions (11), receiving yards (151) and touchdowns (3) all were Memphis bowl records. His 18 points scored tied another Memphis bowl mark. The three scores also were a career single-game best for Miller. The 100-yard receiving game was the 10th of his career, tying Miller with Duke Calhoun for the most 100-yard performances in program history.

The Memphis, Tenn., native wrapped up his season totals with 95 receptions for 1,434 yards and 14 touchdowns. He now holds the top spot on all three single-season receiving charts. For his career, Miller has 142 catches for 2,128 yards and 19 touchdowns. He is on the Memphis career lists for catches (4th), yards (3rd) and touchdowns (2nd).

Quarterback Riley Ferguson, who left the game for a series late in the third quarter, returned and ended the game 25-of-43 passing for 372 yards and four touchdowns. Ferguson's 372 yards is a Tigers bowl record and his four touchdowns tied a school bowl mark.

Ferguson now holds the program record for most touchdown tosses in a season with 32. His 372-yard passing performance Tuesday was his seventh 300-yard game of 2016. He wrapped up the season with 3,698 passing yards, the second-most for a season in program history.

The Tigers jumped out to an early 7-0 lead on their second drive of the game. Ferguson tossed a pass to Tony Pollard in the right flat, and Pollard took it in from 45 yards out for the score.

After a Western Kentucky touchdown tied the game at 7-all, Memphis regained the advantage at 10-7 on a Jake Elliott 33-yard field goal. The score capped a nine-play, 59-yard drive.

That, however, was Memphis' final lead of the contest. The Hilltoppers outscored the Tigers 34-7 over the next two-plus quarters to take a 41-17 advantage and put the contest out of reach.

The Tigers managed to cut the Western Kentucky lead to 13 points at 44-31 after two Ferguson-to-Miller touchdown connections. The first was a 10-yard score near the end of the third quarter, and the second was a beautiful 45-yard strike to the back of the end zone in the fourth period.

The Hilltoppers responded with a final touchdown with just over two minutes left to secure the bowl victory.



Freshman Tony Pollard caught four passes for 81 yards, including a 45-yard touchdown reception for the game's opening score. Pollard also returned three kicks for 75 yards.

SCORING SUMMARY

Memphis 10 7 7 7 — 31
 Western Kentucky 14 14 16 7 — 51
Attendance: 24,726

UM (10:43, 1st) Pollard 45 pass from Ferguson (Elliott kick)
 WKU (7:42, 1st) Donatell 4 pass from White (Simcox kick)
 UM (5:38, 1st) Elliott 33 FG
 WKU (1:47, 1st) Lamp 9 run (Simcox kick)
 WKU (13:59, 2nd) NORRIS 37 pass from White (Simcox kick)
 UM (9:00, 2nd) Miller 7 pass from Ferguson (Elliott kick)
 WKU (2:16, 2nd) Wales 2 run (Simcox kick)
 WKU (13:24, 3rd) Taylor 41 pass from White (Simcox kick)
 WKU (7:31, 3rd) Wales 3 run (Kick failed)
 UM (5:34, 3rd) Miller 10 pass from Ferguson (Elliott kick)
 WKU (3:34, 3rd) Simcox 21 FG
 UM (8:47, 4th) Miller 45 pass from Ferguson (Elliott kick)
 WKU (2:18, 4th) Wales 1 run (Simcox kick)

TEAM STATISTICS

	UM	WKU
First Downs	27	28
Rushes-Yds.	32-73	48-262
Passing Yds.	418	336
Passes (C-A-I)	27-49-1	20-30-1
Fumbles-Lost	0-0	0-0
Penalties-Yds.	5-53	8-84
Punts-Avg.	2-39.5	3-41.0
Punt Returns-Yds.	1-2	0-0
KO Returns-Yds.	4-90	2-47
Time of Possession	23:22	36:38
Sacks By	6-24	5-31

INDIVIDUAL LEADERS

Rushing: UM-Taylor 3-34-0, Dorceus 5-27-0, Henderson 9-13-0. WKU-Wales 35-253-3, Baker 2-9-0, Lamp 1-9-1.

Passing: UM-Ferguson 25-43-372-4-1, Stewart 1-5-28-0-0, Mayhue 1-1-18-0-0. WKU-White 20-30-336-3-1.

Receiving: UM-Miller 11-151-3, Pollard 4-81-1, Hurd 3-70-0, Mayhue 3-48-0, Montiel 2-34-0, Williams 2-23-0. WKU-Taylor 9-144-1, Wales 4-84-0, Norris 3-65-1, Jackson 2-26-0.

Interceptions: UM-Nelson 1-0-0. WKU-Brown 1-8-0.

UNDEFEATED TEAMS

Three University of Memphis football teams have gone undefeated since the Tigers first took up the sport in 1912. The most recent Memphis team to go through a season without a defeat was the 1963 squad which ended the year 9-0-1.

Memphis began its football program in 1912 and compiled a 1-2-1 record under head coach Clyde Wilson. The Tigers, then known as West Tennessee State Normal School, played Memphis University School to a scoreless tie in the first football game played at Memphis on October 5. The Tiger football squad notched its first victory three weeks later on October 26 against Bolton Agricultural 13-0. They eventually lost the final two games of the season to Christian Brothers College and MUS.

The first undefeated team was coach Zach Curlin's 1929 squad which posted an 8-0-2 record, scoring 146 points and limiting the Tigers' 10 opponents to a mere 27 points. Memphis, which was captained by Slick Headen and Joe Koch, captured the Mississippi Valley Conference Championship with that undefeated season.

Coach Allyn McKeen fielded one of the nation's highest scoring teams in 1938, a season which saw the Tigers finish with a 10-0-0 record. Memphis scored 281 points during the year, while only yielding 41 points. The biggest margin of victory was a 68-0 thrashing of Cumberland College. The Tigers also defeated Arkansas A&M 50-0 later in the season. Roland McMackin captained the 1938 Tigers.

The 1963 Memphis football team had only a scoreless tie with Ole Miss between them and a perfect season. The Tigers finished with a 9-0-1 record under head coach Billy J. Murphy. Unlike the 1938 team, which was noted for its offense, this team made its mark as a defensive club. There were five shutouts, and the five remaining teams scored only 52 points. The Tigers, captained by Richard Saccoccia, rolled up 199 points.

The 1963 squad had wins over Southern Miss (28-7), Tulsa (28-15), North Texas State (21-0), West Texas State (29-14), Mississippi State (17-10), Louisville (25-0), South Carolina (9-0), Chattanooga (13-0) and Houston (29-6).

Senior fullback Dave Casinelli led the NCAA in rushing and scoring during the 1963 season. Casinelli rushed for 1,016 yards and scored 84 points. He is the only Tiger back to win the national rushing and scoring titles.



1963 UNDEFEATED TIGERS

Front row (l-r): John Fred Robilio, Dave Casinelli, Richard Saccoccia, John Cronin, Ed Weldon, Jim Addington, Bill Gidden. **Second row (l-r):** Dick Quast, Wiley Patterson, Don Scroggins, John W. Wright, Harry Schuh, John Evans, Wayne Easley, Chuck Brooks, Charles Owens. **Third row (l-r):** Melio Sulipeck, Walter Heitzenrater, Ray Farmer, Bob Finamore, Harry Day, Ron Higdon, Don McClard, Doug Woodlief. **Back row (l-r):** Jim Hanynie, Pete Ingram, Bob Sherlag, Olie Cordill, Don Jones, Gene Ward, Herb Cummings, Charles Alexander.



1938 UNDEFEATED TIGERS

Front row (l-r): John Reeves, Chalmers Parr, Maurice Roach, Doug Mayo, Roland McMackin, Skeeter Ellis, Elmer Vaughn, Kimbrough Vaughn, Billy McComus. **Second row (l-r):** Bobby Davis, manager, Pop Calhoun, Hank Farino, Ed Palmer, Earl Whittington, James West, Jim Enoch, Bryan Robinson, Paul Hicks, John Michael. **Back row (l-r):** Bob Mathews, Murry Blurton, James Conlee, Billy Zarecor, Gordon Scoggins, Haggard Cherry, John Schwaiger, Bill McGinnis, Alton Gardner, J.T. Crawford.

UNDEFEATED TIGERS

YEAR	RECORD	HEAD COACH
1929	8-0-2	Zach Curlin
1938	10-0-0	Allyn McKeen
1963	9-0-1	Billy J. Murphy

ALL-TIME COACHES

CLYDE WILSON
1912-15
FOUR YEARS
9-12-1



YEAR	RECORD	PTS	OPP PTS
1912	1-2-1	13	15
1913	1-2-0	19	86
1914	3-5-0	65	102
1915	4-3-0	186	139

TOM SHEA
1916
ONE YEAR
2-3-1



YEAR	RECORD	PTS	OPP PTS
1916	2-3-1	152	90

JOHN CHILDERSON
1918
ONE YEAR
2-4-0



YEAR	RECORD	PTS	OPP PTS
1918	2-4-0	68	96

V.M. (BIC) CAMPBELL
1919, 1917
TWO YEARS
6-6-0



YEAR	RECORD	PTS	OPP PTS
1917	3-2-0	48	67
1919	3-4-0	91	66

ELMORE GEORGE
1920
ONE YEAR
0-5-0



YEAR	RECORD	PTS	OPP PTS
1920	0-5-0	7	143

ROLLIN WILSON
1921
ONE YEAR
4-5-1



YEAR	RECORD	PTS	OPP PTS
1921	4-5-1	86	206

LESTER BARNARD
1922-23
TWO YEARS
11-5-3



YEAR	RECORD	PTS	OPP PTS
1922	5-2-3	174	26
1923	6-3-0	77	55

ZACH CURLIN
1924-36
13 YEARS
43-60-14



YEAR	RECORD	PTS	OPP PTS
1924	1-7-1	40	239
1925	0-7-1	44	239
1926	1-8-0	39	171
1927	5-3-1	156	116
1928	5-3-2	157	120
1929	8-0-2	146	27
1930	6-3-1	162	92
1931	2-5-2	33	102
1932	4-5-0	61	54
1933	7-1-1	147	44
1934	3-3-2	75	63
1935	1-6-1	30	209
1936	0-9-0	13	282

ALLYN MCKEEN
1937-38
TWO YEARS
13-6-0



YEAR	RECORD	PTS	OPP PTS
1937	3-6-0	124	93
1938	10-0-0	281	41

C.C. HUMPHREYS
1939-41
THREE YEARS
14-15-0




YEAR	RECORD	PTS	OPP PTS
1939	3-7-0	85	127
1940	5-5-0	150	172
1941	6-3-0	172	76

CHARLIE JAMERSON
1942
ONE YEAR
2-7-0



YEAR	RECORD	PTS	OPP PTS
1942	2-7-0	87	255

RALPH HATLEY
1947-57
11 YEARS
59-43-5



YEAR	RECORD	PTS	OPP PTS
1947	6-2-1	238	60
1948	6-5-0	218	129
1949	9-1-0	385	73
1950	9-2-0	374	108
1951	5-3-0	206	93
1952	2-7-0	141	263
1953	6-4-0	135	140
1954	3-4-3	166	209
1955	2-7-0	94	218

1956	5-4-1	209	152
1957	6-4-0	195	111

BILLY J. MURPHY
1958-71
14 YEARS
91-44-1



YEAR	RECORD	PTS	OPP PTS
1958	4-5-0	142	144
1959	6-4-0	142	132
1960	8-2-0	303	85
1961	8-2-0	332	75
1962	8-1-0	261	67
1963	9-0-1	199	56
1964	5-4-0	173	103
1965	5-5-0	215	153
1966	7-2-0	121	96
1967	6-3-0	206	150
1968	6-4-0	258	170
1969	8-2-0	328	191
1970	6-4-0	227	184
1971	5-6-0	255	202

FRED PANCOAST
1972-74
THREE YEARS
20-12-1



YEAR	RECORD	PTS	OPP PTS
1972	5-5-1	265	254
1973	8-3-0	264	167
1974	7-4-0	225	148

RICHARD WILLIAMSON
1975-80
SIX YEARS
31-35-0



YEAR	RECORD	PTS	OPP PTS
1975	7-4-0	180	168
1976	7-4-0	241	182
1977	6-5-0	228	194
1978	4-7-0	200	297
1979	5-6-0	166	223
1980	2-9-0	115	255

REX DOCKERY
1981-83
THREE YEARS
8-24-1



YEAR	RECORD	PTS	OPP PTS
1981	1-10-0	82	209
1982	1-10-0	129	285
1983	6-4-1 **	274	205

** nation's second most improved team

ALL-TIME COACHES

REY DEMPSEY
1984-85
TWO YEARS
7-12-3



YEAR	RECORD	PTS	OPP PTS
1984	5-5-1	201	178
1985	2-7-2	180	243

CHARLIE BAILEY
1986-88
THREE YEARS
12-20-1



YEAR	RECORD	PTS	OPP PTS
1986	1-10-0	104	292
1987	5-5-1	220	210
1988	6-5-0	226	205

CHUCK STOBART
1989-94
SIX YEARS
29-36-1



YEAR	RECORD	PTS	OPP PTS
1989	2-9-0	174	338
1990	4-6-1	212	233
1991	5-6-0	228	229
1992	6-5-0	312	181
1993	6-5-0	268	215
1994	6-5-0	163	159

RIP SCHERER
1995-2000
SIX YEARS
22-44-0



YEAR	RECORD	PTS	OPP PTS
1995	3-8-0	150	240
1996	4-7-0	141	219
1997	4-7-0	218	243
1998	2-9-0	226	340
1999	5-6-0*	232	182
2000	4-7-0	176	199

* nation's third most improved team

TOMMY WEST
2001-09
NINE YEARS
49-61-0



YEAR	RECORD	PTS	OPP PTS
2001	5-6-0	294	281
2002	3-9-0	303	327
2003	9-4-0*	393	250
2004	8-4-0	430	375
2005	7-5-0	326	276
2006	2-10-0	281	365
2007	7-6-0^	380	419
2008	6-7-0	353	353
2009	2-10-0	262	418

* nation's third most improved team

^ tied for fourth most improved team

LARRY PORTER
2010-11
TWO YEARS
3-21-0



YEAR	RECORD	PTS	OPP PTS
2010	1-11-0	173	478
2011	2-10-0	195	421

JUSTIN FUENTE
2012-15
FOUR YEARS
26-24-0



YEAR	RECORD	PTS	OPP PTS
2012	4-8	293	363
2013	3-9	234	295
2014	10-3	471	253
2015	9-4	522	355

MIKE NORVELL
2016-PRESENT
ONE YEAR
9-4-0



YEAR	RECORD	PTS	OPP PTS
2016	8-5	505	375

ALL-TIME RECORD: 471-509-33

TOTAL POINTS: 19,726

TOTAL OPP. POINTS: 19,076

COACHING RECORDS

COACH	RECORD	PCT.
Billy J. Murphy	91-44-1	.673
Mike Norvell	8-5-0	.615
Ralph Hatley	59-43-5	.575
Tommy West	49-61-0	.445
Zach Curlin	43-60-14	.427
Richard Williamson	31-35-0	.470
Chuck Stobart	29-36-1	.447
Justin Fuente	26-24-0	.520
Rip Scherer	22-44-0	.333
Fred Pancoast	20-12-1	.621
C.C. Humphreys	14-15-0	.483
Allyn McKeen	13-6-0	.684
Charlie Bailey	12-20-1	.379
Lester Barnard	11-5-3	.658
Clyde Wilson	9-12-1	.432
Rex Dockery	8-24-1	.258
Rey Dempsey	7-12-3	.386
V.M. (Bic) Campbell	6-6-0	.500
Rollin Wilson	4-5-1	.450
Larry Porter	3-21-0	.125
Tom Shea	2-3-1	.417
John Childerson	2-4-0	.333
Charlie Jamerson	2-7-0	.222
Elmore George	0-5-0	.000



In 2016 Mike Norvell became the third Memphis head coach to win his debut and the first to do it since 1984.

ALL-TIME ASSISTANT COACHES

A
 Lou Alford (MTSU), 1981-84
 Carl Angelo (Bowling Green), 1984-85
 Murray Armstrong (Tennessee), 1961-95

B
Chris Ball (Missouri Western), 2016-
 Tim Banks (Central Michigan), 2001-02
 Carl Battershell (Bowling Green), 1989-93
 Tim Billings (Southeastern Okla. St.), 2012-13
 Craig Boller (Iowa St.), 1978-79; 2002-06
 Ronnie Bradford (Colorado), 2011
 Charles Brewer (Memphis), 1957
 Kippy Brown (Memphis), 1978-80
 Mack Brown (Florida State), 1978
 Cullen Bryant (Colorado), 1990-93
 Oscar Buchanan (Ole Miss), 1953-55
 Wally Burnham (Samford), 1980
 Rusty Burns (Springfield College), 1996-99
 Charlie Butler (MTSU), 1980
 Keith Butler (Memphis), 1990-97

C
 Nick Calcutta (Millersville), 1985
 Bobby Carlton (Miami), 1973-74
 Jack Carter (Memphis), 1966-71
 Garret Chachere (Tulane), 2007-08
 Hugh Chandler, 1914
 Tracy Clemmons (Memphis), 1973
 John Cobb (Memphis), 1959-64; 1967-73
 Charlie Coe (Kansas State), 1997-2002
 Sam Congie (Indiana), 1966-68
 Pete Cordelli (North Carolina State), 1980-81
 Brad Cornelsen (Mo. Southern St.), 2012-15
 Dan Coughlin (Miami), 1988
 Larry Coyer (Marshall), 1986
 Joe Cullen (Massachusetts), 2001
 C.W. "Cul" Culpepper, 1915-16
 Pat Culpepper (Texas), 1974
 Jack Curtis (Evangel), 2009

D
 Joe D'Alessandris (Western Carolina), 1984-85
 Keith Daniels (Mississippi College), 1980
 Leo Davis (Bethel College), 1941-50
 Paul Davis (Mississippi), 1956-58
 Don Denning (Presbyterian), 1974-77;
 1979-80
 Hubert Dennison, 1914
Darrell Dickey (Kansas State), 1986-89;
2012-
Kenny Dillingham (Arizona State), 2017-
 Chuck Dicus (Arkansas), 1975-77
 Ken Donahue (Tennessee), 1952-56
 Charlie Donaldson (Henderson), 1975-78
 Richard Dorsey, 1935
 Mike DuBose (Alabama), 2010-11
 Joe Lee Dunn (Chattanooga), 1990-91;
 2003-06
 Hal Dyer (Florida State), 1973

E
 Stan Eggen (Moorhead State), 1983
 Frank Emanuel (Tennessee), 1972-73

F
 Chris Faros (Missouri Western), 1981-83
 Rocky Felker (Mississippi State), 1981-82

Randy Fichtner (Purdue), 1990-93; 2001-06
 John Flowers (Southern Illinois), 1985-
 2009; FB Ops.
 Kin Floyd (Delta State), 1974-79
 Bob Ford (Memphis), 1956
 James Fox (Alcorn State), 1983-94
 Roger French (Minnesota), 1956-65

G
 Buddy Gies (Lock Haven), 1986-87
 Ronnie Gray (Mississippi State), 1979-80
 Roy Gregory (UT-Chattanooga), 1983
 Jimmy Grisham (Memphis), 1939-40
 Brent Guy (Oklahoma State), 2015

H
 Keith Hackett (Tarkio), 1983-85
 Curley Hallman (Texas A&M), 1977-78
 Harvey Hampton (Arkansas), 1981-82
 Jerry Hardaway (Southern Illinois), 1976-77
 Clay Helton (Houston), 2000-09
 Tyson Helton (Houston), 2004-06
 Bob Henderson (Memphis), 1957
 Mike Hennigan (Tennessee Tech), 1984
 Paul Hicks (Memphis), 1947
 Darin Hinshaw (UCF), 2007-09
 Vince Hoch (Pfeiffer College), 1983
 Jim Hoggett (Memphis), 1961-71
 Jay Hopson (Ole Miss), 2010-11
 Palmer Hossler (Millersville), 1987-89
 Jim Hueber (South Dakota), 1983
 Hank Hughes (Springfield), 1998-2000
 C.C. Humphreys (Tennessee), 1938-39
 Ricky Hunley (Arizona), 2014-15
 Jeep Hunter (Catawba College), 2003-05
 Russ Huesman (UT-Chattanooga), 1998-2003

I
 Lindy Infante (Florida), 1972-74
 Kenny Ingram (Arkansas St.), 2006-09
 Sedrick Irvin (Alabama), 2010

J
 Bill Jasper (Tennessee), 1965-71
 Jimmy Jobe (Southern State), 1958
David Johnson (Nicholls State), 2016-
 James Joseph (Auburn), 2007-09
 Derek Jones (Ole Miss), 2007

K
 Tim Keane (Arkansas State), 2002-06
 Ollie Keller (Memphis), 1970-71
 Bob Kellogg (Tulane), 1959
 Steve King (Memphis), 1979-80
 Jimmy Kiser (Furman), 2000
 Maurice Knight (Memphis), 1993-97
 Vic Koenning (Kansas State), 1991-96
 Rick Kravitz (Troy State), 2007
 Pete Kuharchek (Tampa), 1986-89
Jeff Kupper (Texas), 2010- ; FB Ops.

L
Dan Lanning (William Jewell), 2016-
 Jimmie Laycock (William & Mary), 1975-76
 Lamar Leachman (Tennessee), 1973
 David Lockwood (West Virginia), 1995-99
 Chip Long (North Alabama), 2016
 R.A. Long (Tennessee), 1952-53

Joe Lorig (Western Oregon), 2016-

M
 Jerry Mack (Arkansas St.), 2011
 Ray Malavasi (Minnesota), 1958-60
 Rick Mallory (Washington), 2000-09
 Dave Magazu (Springfield College), 1997-98
 Fred Manuel (Oregon), 1984-89
 Jim Marshall (Tennessee-Martin), 1995-96
 John McDonell (Carroll College), 2010
 Kevin McGiven (Utah Valley State), 2010-11
 Allyn McKeen (Tennessee), 1929-34
 Lou McLelland (Memphis), 1955
 Mac McWhorter (Georgia), 1999
 Pat Meyer (Colorado State), 1998
 Blake Miller (LSU), 2011
 Ted Million (Duke), 1995
 Jon Mirilovich (Miami), 1981-82
 Pete Mitchell (Southern), 1970-75
 Ed Molinski (Tennessee), 1942
 Tom Morris (Mississippi State), 1956-65
 Shannon Morrison (Marshall), 2010-11
 Billy J. Murphy (Mississippi State), 1947-52

N
 Dave Nusz (Maryland), 1973

O
 Barry Odom (Missouri), 2012-14

P
 John Palermo (Florida State), 1980-82
 J.W. Patrick (Mississippi State), 1961-64
 Bob Patterson (Memphis), 1961-62
 Tim Pendergast (Cortland State), 1997-99
 Jim Pletcher (Delaware), 1995-99
 Lytrel Pollard (Southern Miss), 2008-09
 Eric Price (Weber State), 2010-11
 Brent Pry (Buffalo), 2007-09

R
 Jim Ragland (Tennessee Tech), 1977-79
Paul Randolph (UT-Martin), 2016-
 Troy Reffett (UTEP), 2015
 Tommie Robinson (Troy State), 2006
 Tim Rose (Xavier), 1992-94
 Chris Rumph (South Carolina), 2003-05
 Rusty Russell (Georgia), 1981-83

S
 Galen Scott (Illinois State), 2010-15
 Jimmy Sharpe (Alabama), 1983
 James Shibert (Arkansas), 2012-15
Ryan Silverfield (The Bolles School), 2016-
 Dan Simrell (Toledo), 1990
 Larry Smith (Memphis), 1950-56
 Charlie Stubbs (BYU), 1993-94

T
 Jim Taubert (Michigan State), 1984-89
 John Thompson (Central Arkansas), 1999
 John Townsend (Wyoming), 1967-71
 Richard Trail (Arkansas), 1971-74
 Rick Trickett (Glenville State), 1986-88
 Tom Turchetta (Miami), 1986-89
 Bill Turnbow (Texas Tech), 1972-73

ALL-TIME ASSISTANT COACHES

V

Larry Van der Heyden (Iowa State), 1975-77
 Chris Vaughn (Murray State), 2012-13
 Vance Vice (Oklahoma State), 2012-

W

Wilson Waites (Howard College), 1960-64
 Mike Wallace (Bowling Green), 1984-85
 Ryan Walters (Colorado), 2014
 Steve Walters (Arkansas), 1979
 Tim Walton (Ohio State), 2000-01, 2008
 Wayne Weedon (Memphis), 1990-97
 Tommy West (Tennessee), 2000
 Harold Wheeler (SW Missouri), 1979
 Rick Whitt (Catawba College), 2000-02
 Charles Whittemore (Georgia), 1972-74
 Don Wiggins (Clemson), 1984-85
 Holmon Wiggins (New Mexico), 2012-
 Chip Wisdom (Georgia), 1981-83
 Sparky Woods (Carson Newman), 1995-96
Marcus Woodson (Ole Miss), 2016-
 John Wozniak (Knox College), 2009
 James Earl Wright (Memphis), 1965-69
 Larry Wright (Memphis), 1963-66
 Lummy Wright (Memphis), 1976-79

Y

Don Yanowsky (Toledo), 1989-94, 2010-11

(alma mater)

HEAD COACHES

Below is a list of U of M assistant coaches who have gone on to become head coaches on the collegiate or NFL level.

Mack Brown Appalachian St., Tulane, North Carolina, Texas
 Charlie Coe Alabama State
 Pete Cordelli Kent State
 Pat Culpepper Northern Illinois
 Paul Davis Mississippi State
 Don Denning Delta State
 Darrell Dickey North Texas
 Joe Lee Dunn Ole Miss
 Rockey Felker Mississippi State
 Roy Gregory Austin Peay State
 Curley Hallman Southern Miss; LSU
 Mike Hennigan Tennessee Tech
 Jim "Red" Hoggatt Southwestern La.
 Jay Hopson Alcorn State
 Russ Huesman UT-Chattanooga
 C.C. Humphreys Memphis
 Lindy Infante NFL (Packers/Colts)
 Ollie Keller Northeast Louisiana
 Vic Koenning Wyoming
 Jimmy Laycock William & Mary
 Ray Malavasi NFL (LA Rams)

HEAD COACHES

Fred Manuel Lincoln (MO)
 Jim Marshall Richmond, UT-Martin
 Allyn McKeen Memphis, Mississippi St.
 Horace McCool Delta State
 Mac McWhorter Georgia Tech
 Billy J. Murphy Memphis
 John Palermo Austin Peay State
 Tim Pendergast Hamilton, Cornell
 Jim Ragland Tennessee Tech
 Jimmy Sharpe Virginia Tech
 Dan Simrell Findlay
 Charlie Stubbs Nicholls State
 John Thompson East Carolina
 Mike Tomlin NFL (Steelers)
 Mike Wallace Wilmington (OH)
 Tommy West Memphis
 Richard Williamson NFL (Buccaneers)
 Sparky Woods VMI



Darrell Dickey has served as an assistant coach at the University of Memphis for nine seasons over two stints. The last three seasons, Dickey was a member of the Tigers coaching staff that led the program to a 27-12 record (.692 winning percentage), three-straight bowl appearances and a conference championship.

TIGERS IN THE NFL DRAFT

YEAR	RD	PCK	NAME, POS.	TEAM	YEAR	RD	PCK	NAME, POS.	TEAM
2017	5	118	Jake Elliott, K	Cincinnati Bengals	1973	11	268	Jay Douglas, C	San Diego Chargers
2016	1	22	Paxton Lynch, QB	Denver Broncos	13	315	Stan Davis, WR	Philadelphia Eagles	
2015	5	145	Bobby McCain, CB	Miami Dolphins	1972	5	129	Charlie Babb, DB	Miami Dolphins
2015	7	227	Martin Ifedi, DE	St. Louis Rams	7	173	Ray Jamieson, FB	Oakland Raiders	
2014	7	256	Lonnie Ballentine, DB	Houston Texans	13	328	John Kirchner, TE	Detroit Lions	
2012	1	11	Dontari Poe, DT	Kansas City Chiefs	1971	12	301	James Heyden, DE	Cincinnati Bengals
2009	7	249	Clinton McDonald, DE	Cincinnati Bengals	14	359	David Vaughn, TE	Miami Dolphins	
2007	5	140	Brandon McDonald, DB	Cleveland Browns	17	440	John Bomer, C	Dallas Cowboys	
2006	1	27	DeAngelo Williams, RB	Carolina Panthers	1970	5	121	Danny Pierce, QB	Wash. Redskins
	4	118	Stephen Gostkowski, K	NE Patriots	5	123	Bob Parker, OG	Denver Broncos	
2004	7	212	Eric Taylor, DE	Pittsburgh Steelers	9	217	Preston Riley, WR	San Francisco 49ers	
2003	3	78	Wade Smith, OT	Miami Dolphins	10	240	Steve Jaggard, DB	Philadelphia Eagles	
	7	260	Travis Anglin, WR	Detroit Lions	16	409	Jerry Todd, DB	Denver Broncos	
2001	2	37	Idrees Bashir, DB	Indianapolis Colts	1969	17	432	Joe Rushing, LB	San Diego Chargers
	2	54	Michael Stone, DB	Arizona Cardinals	1968	5	137	Bubba Winkler, DE	Green Bay Packers
	4	123	Marcus Bell, NT	Arizona Cardinals	14	350	Herb Covington, FB	New Orleans Saints	
1998	3	87	Mike McKenzie, DB	Green Bay Packers	14	361	Chuck DeVluegher, DT	Buffalo Bills	
1997	5	151	Tony Williams, DT	Minnesota Vikings	15	400	Bob Baxter, FL	Cleveland Browns	
	6	200	Richard Hogans, LB	Chicago Bears	1966	5		Bob Sherlag, E	Buffalo Bills (A)
	7	233	Marvin Thomas, DE	Chicago Bears	6		Bob Sherlag, E	Philadelphia Eagles	
1996	1	28	Jerome Woods, DB	Kansas City Chiefs	12		Harry Day, T	Houston Oilers (A)	
1995	4	109	Ken Irvin, DB	Buffalo Bills	15		Harry Day, T	Philadelphia Eagles	
1994	2	33	Isaac Bruce, WR	Los Angeles Rams	17		David Hathcock, DB	Green Bay Packers	
	5	154	Tony Semple, OT	Detroit Lions	1965	1		Harry Schuh, T	Oakland Raiders (A)
	7	199	Steve Matthews, QB	Kansas City Chiefs	4		Doug Woodlief, LB	SD Chargers (A)	
1993	4	111	Russell Copeland, WR	Buffalo Bills	4		Olie Cordill, B	Houston Oilers (A)	
	8	188	Jeff Buffalo, P	Los Angeles Rams	5		Doug Woodlief, LB	Los Angeles Rams	
1991	5	126	Reginald Jones, DB	New Orleans Saints	11		Olie Cordill, B	Cleveland Browns	
	5	135	Jeff Fite, P	Green Bay Packers	1964	5		Chuck Brooks, E	St. Louis Cardinals
	6	144	Eduardo Vega, OT	Phoenix Cardinals	13		Russ Vollmer, QB	Minnesota Vikings	
1990	5	132	Charles Wilson, WR	Green Bay Packers	14		Chuck Brooks, E	New York Jets (A)	
	8	195	Tory Epps, NG	Atlanta Falcons	17		John Evans, T	St. Louis Cardinals	
1989	7	184	Mike Nettles, DB	Seattle Seahawks	23		Bill Scott, G	New York Jets (A)	
	10	275	Greg Ross, DT	Miami Dolphins	4		John Evans, T	Buffalo Bills (A)	
	12	309	James Cribbs, DT	Detroit Lions	1963	4		John Griffin, B	Los Angeles Rams
	12	328	Marlon Brown, LB	Cleveland Browns	8		John Griffin, B	Denver Broncos (A)	
1988	7	177	Tim Borcky, OT	Buffalo Bills	16		Dick Quast, G	Baltimore Colts	
	9	233	Scott Dill, OT	Phoenix Cardinals	16		Charlie Killett, B	New York Giants	
1987	3	60	David Brandon, LB	Buffalo Bills	27		Dick Quast, G	Buffalo Bills (A)	
1986	3	70	Jeff Walker, OT	San Diego Chargers	29		Charlie Killett, B	Buffalo Bills (A)	
	4	84	Tim Harris, LB	Green Bay Packers	1962	2		Bill Hudson, T	SD Chargers (A)
	6	152	Gary Hunt, DB	Cincinnati Bengals	10		Fred Moore, T	Baltimore Colts	
	8	198	Trell Hooper, DB	Indianapolis Colts	15		Fred Moore, T	SD Chargers (A)	
1985	1	14	Derrick Burroughs, DB	Buffalo Bills	16		Dennis Biodrowski, E	Cleveland Browns	
	3	65	Tim Long, OT	Minnesota Vikings	18		Dennis Biodrowski, E	SD Chargers (A)	
	3	67	Donnie Elder, DB	New York Jets	1961	3		James Earl Wright, QB	Philadelphia Eagles
	6	159	Jack Oliver, OT	New York Giants	12		Don Coffey, E	San Francisco 49ers	
	10	280	James Bowers, DB	Seattle Seahawks	14		James Earl Wright, QB	Boston Patriots (A)	
	11	286	Punkin Williams, RB	Tampa Bay Bucs	25		Don Coffey, E	LA Chargers (A)	
1984	1*	24	Derrick Crawford, WR	San Francisco 49ers	1958	25		Hal Devine, T	Philadelphia Eagles
1983	2	56	Richard Williams, RB	Wash. Redskins	26		Robert Lyles, B	Chicago Bears	
1981	12	326	Keith Clark, DE	Buffalo Bills	1957	11		Andy Nelson, QB	Baltimore Colts
1980	12	310	James Stewart, DB	Green Bay Packers	14		Bob Schmidt, B	Chicago Bears	
1979	2	36	Earnest Gray, WR	New York Giants	1956	22		Joe Billings, T	Chicago Bears
	2	54	Eddie Hill, RB	Los Angeles Rams	1954	24		Will Renfro, E	Wash. Redskins
	7	177	Judson Flint, DB	NE Patriots	1953	22		Wayne Wood, T	Chicago Bears
1978	1	9	Keith Simpson, DB	Seattle Seahawks	1951	16		Bill Robertson, E	Los Angeles Rams
	2	36	Keith Butler, LB	Seattle Seahawks					
	5	122	Keith Wright, WR	Cleveland Browns					
1977	1	24	Bob Rush, C	San Diego Chargers					
	3	80	Terdell Middleton, RB	St. Louis Cardinals					
	4	104	Eric Harris, DB	Kansas City Chiefs					
	4	107	Eary Jones, DT	Los Angeles Rams					
	6	143	Bob Jordan, OT	New York Giants					
1976	15	413	Jerry Dandridge, LB	Green Bay Packers					
	16	449	Mike Fuhrman, TE	Baltimore Colts					
1975	9	224	Everett Taylor, DB	New York Jets					
	17	437	Carl Taylor, DE	Wash. Redskins					
1974	3	62	Clif Taylor, FB	Chicago Bears					

* Supplemental Draft (A) = AFL Draft

Listed below are the Memphis players who have been drafted into or are recognized by the NFL as officially on a team roster for at least one season. Other leagues included below are NFL-Europe and the CFL. Players in bold are active. Compiled: June, 2015 (NFL.com).

A

ACKERMAN, Rick, DT
San Diego Chargers, 1982-84
LA Raiders, 1985-87
ADAMS, Stanley, LB
Los Angeles Raiders, 1984

B

BABB, Charlie, DB
Miami Dolphins, 1972-79
BALL, Marcus, DB
Toronto Argonauts, 2012-13
New Orleans Saints, 2014
Carolina Panthers, 2016
Toronto Argonauts, 2017
BALLARD, Derrick, LB
Amsterdam Admirals (NFL),
2005-07
BALLENTEINE, Lonnie, DB
Houston Texans, 2014-
BARTO, Danton, LB
Memphis Mad Dogs, 1995
BASHIR, Idrees, DB
Indianapolis Colts, 2001-04
Carolina Panthers, 2005
Detroit Lions, 2007
BELL, Marcus, DT
Arizona Cardinals, 2001-03
Detroit Lions, 2004-06
New York Giants, 2007
BENTON, Keith, QB
British Columbia Lions, 1992
Memphis Mad Dogs, 1995
BIODROWSKI, Dennis, OT
Kansas City Chiefs, 1963-67
BLACK, Steven, WR
BC Lions, 2010-11
BLEVINS, Darrius, WR
St. Louis Rams, 2000
BOND, Al, OT
Washington Redskins, 2016
BORCKY, Dennis, DT
New York Giants, 1987
BRADY, Dale, DB
British Columbia Lions, 1968-69
BRAMLETT, John, LB
Denver Broncos, 1965-66
Miami Dolphins, 1967-68
New England Patriots, 1969-70
Atlanta Falcons, 1971
BRANDON, David, LB
San Diego Chargers, 1987-89,
1995
Cleveland Browns, 1991-93
Seattle Seahawks, 1993-94
Atlanta Falcons, 1996-1997
BROWN, Dante, RB
Pittsburgh Steelers, 2003-04
Buffalo Bills, 2004;
Seattle Seahawks, 2005

BROWN, Jada, DL
Hamilton Tiger-Cats, 2011
BROWN, Marlon, LB
British Columbia Lions, 1990
BROWN, Tony, DE
Miami Dolphins, 2003
San Francisco 49ers, 2004-05;
Amsterdam Admirals (NFL), 2006
Carolina Panthers, 2006
Tennessee Titans 2006-10
BRUCE, Isaac, WR
St. Louis Rams, 1994-2007
San Francisco 49ers, 2008
BRYANT, Charlie, DT
San Diego Chargers, 2011-12
BURROUGHS, Derrick, DB
Buffalo Bills, 1985-89
BUTLER, Keith, LB
Seattle Seahawks, 1978-87

C

CALHOUN, Duke, WR
New York Giants, 2010
Oakland Raiders, 2012
CESARE, Bill, DB
Tampa Bay Buccaneers, 1978-79, 81
Miami Dolphins, 1980
Detroit Lions, 1982
COADY, Rich, TE/C
Chicago Bears, 1970-74
CODY, Mac, WR
Birmingham Barracudas, 1995
Montreal Alouettes, 1996-98
Arizona Cardinals, 1999-2000
COFFEY, Don, WR
Denver Broncos, 1963
COPELAND, Russell, WR
Buffalo Bills, 1993-96
Philadelphia Eagles, 1997-98
Green Bay Packers, 1998
CORDILL, Olie, P
San Diego Chargers, 1967
Atlanta Falcons, 1968
New Orleans Saints, 1969
CRAWFORD, Derrick, WR
San Francisco 49ers, 1986
Calgary Stampeders, 1990-93
Birmingham Barracudas, 1995
CRIBBS, James, DT
Detroit Lions, 1989
CROSS, Alan, TE
Tampa Bay Buccaneers, 2016-
D
DAVIS, Akeem, DB
Washington Redskins, 2014
New Orleans Saints, 2015
Indianapolis Colts, 2015
Kansas City Chiefs, 2016
DAVIS, Stan, WR
Philadelphia Eagles, 1973
DEVEY, Jordan, OT
New England Patriots, 2013-14
San Francisco 49ers, 2015
Kansas City Chiefs, 2016
DEVILIEGHER, Chuck, DT
Buffalo Bills, 1969

DILL, Scott, OT
Arizona Cardinals, 1988-89
Tampa Bay Buccaneers, 1990-95
Minnesota Vikings, 1996-97
DOUGLAS, Jay, OT
San Diego Chargers, 1973-74
DOUGLAS, Robert, FB
New York Giants, 2006-07
Houston Texans, 2006-07
DUNEK, Ken, TE
Philadelphia Eagles, 1980

E

ELDER, Donnie, DB
New York Jets, 1985
Pittsburgh Steelers, 1986
Detroit Lions, 1987
Tampa Bay Buccaneers, 1988-89
San Diego Chargers, 1990-91
ELLIOTT, Jake, PK
Cincinnati Bengals, 2017-
EPPS, Tory, NG
Atlanta Falcons, 1990-92
Chicago Bears, 1993-94
New Orleans Saints, 1995

F

FAIRS, Eric, LB
Houston Oilers, 1986-91
Atlanta Falcons, 1992
FARR, DajLeon, TE
Dallas Cowboys, 2010
FLETCHER, Billy, QB
Denver Broncos, 1966
FLINT, Judson, DB
Cleveland Browns, 1980-82
Buffalo Bills, 1983
FRAZIER, Mose, WR
Denver/San Francisco, 2016
Carolina Panthers, 2017

G

GIBSON, Reuben, FB
Buffalo Bills, 1977
GOODWELL, Tim, LB
Green Bay Packers, 2006
Berlin Thunder (NFL), 2007
BC-Lions, 2007-08
GOSTKOWSKI, Stephen, K
New England Patriots, 2006-
GRAY, Earnest, WR
New York Giants, 1978-84
St. Louis Cardinals, 1985
GRIFFIN, John, DB
Los Angeles Rams, 1963
Denver Broncos, 1964-66
British Columbia Lions, 1967-68

H

HARRIS, Eric, DB
Toronto Argonauts, 1977-79
Kansas City Chiefs, 1980-82
Los Angeles Rams, 1983-85
HARRIS, Tim, LB
Green Bay Packers, 1986-90
San Francisco 49ers, 1991-92,

TIGERS IN THE PROS

1994-95
Philadelphia Eagles, 1993
HATHCOCK, Dave, DB
Green Bay Packers, 1966
New York Giants, 1967
HEARD, Kellen, DT
Buffalo Bills, 2011
St. Louis Rams 2012
Indianapolis Colts 2012
HICKS, Artis, OT
Philadelphia Eagles, 2002-05
Minnesota Vikings, 2006-09
Washington Redskins, 2010
Cleveland Browns, 2011
Miami Dolphins, 2012
HILL, Eddie, RB
Los Angeles Rams, 1979-80
Miami Dolphins, 1981-84
HOGANS, Richard, LB
Chicago Bears, 1997
Rhein Fire, 1999
San Diego Chargers, 2000
HOLLIDAY, Marcus, RB
St. Louis Rams, 1996
HOOPER, Trell, DB
Miami Dolphins, 1987
HOWARD, Reggie, DB
New Orleans Saints, 2000
Carolina Panthers, 2000-03,
2006
Miami Dolphins, 2004-05
HUDSON, Bill, DT
San Diego Chargers, 1962
Buffalo Bills, 1963-68
HUNT, Gary, DB
Cincinnati Bengals, 1987

I
IFEDI, Martin, DE
Tampa Bay/Atlanta, 2016
Atlanta Falcons, 2017
IRVIN, Ken, DB
Buffalo Bills, 1995-2001
New Orleans Saints, 2002
Minnesota Vikings, 2003-05

J
JACKSON, Enis, WR
Cleveland Browns, 1987
Edmonton Eskimos, 1988-92
Toronto Argonauts, 1993
JONES, Reginald, DB
New Orleans Saints, 1991-94
Cleveland Browns, 1994
JONES, Tevin, WR
Houston Texas, 2016
Kansas City Chiefs, 2017

K
KELLEY, Chris, WR
Edmonton Eskimos (CFL),
2005
KILLET, Charlie, DB
New York Giants, 1963

L
LEARY, Ronald, OL
Dallas Cowboys, 2012-
Denver Broncos, 2017-

LOGAN, James, LB
Seattle Seahawks, 1995-2000
LONG, Tim, OT
San Francisco 49ers, 1987
LOVELADY, Edwin, WR
New York Giants, 1987
LYNCH, Paxton, QB
Denver Broncos, 2015-

M
MAJOR, Doran, DB
Toronto Argonauts, 1988-91
MARTIN, John "Tweet," RB
Memphis Mad Dogs, 1995
MATTHEWS, Steve, QB
Kansas City Chiefs, 1993-95
Scottish Claymores, 1996
Jacksonville Jaguars, 1997
Tennessee Titans, 1998
MAULET, Arthur, DB
New Orleans Saints, 2017
McCAIN, Bobby, CB
Miami Dolphins, 2015-
McDONALD, Brandon, DB
Cleveland Browns, 2007-09
Arizona Cardinals, 2010
Detroit Lions, 2010-11
Tampa Bay Buccaneers, 2012
Calgary Stampeders, 2014
Ottawa Redblacks, 2014-15
Saskatchewan, 2016

McDONALD, Clinton, DL
Cincinnati Bengals, 2009-10
Seattle Seahawks, 2011-13
Tampa Bay Buccaneers, 2014-
MCKENZIE, Mike, DB
Green Bay Packers, 1999-04
New Orleans Saints, 2004-09
McLELLAND, Lou, WR
Toronto Argonauts, 1952
MCMANIS, Wynton, LB
San Francisco 49ers, 2016
MIDDLETON, Terdell, RB
Green Bay Packers, 1977-81
Tampa Bay Buccaneers, 1982-83
MOORE, Fred, DT
San Diego Chargers, 1964-66

N
NELSON, Andy, DB
Baltimore Colts, 1957-63
New York Giants, 1964
NELSON, Darrell, TE
Pittsburgh Steelers, 1984-85
NELSON, Dontrell, DB
Denver Broncos, 2017
NELSON, Eric, DB
Memphis Mad Dogs, 1995

O
OLIVER, Jack, OG
Chicago Bears, 1987

P
PARKER, Anthony, FB
British Columbia Lions, 1986-89
Calgary Stampeders, 1990

PERKINS, Nico, DB
British Columbia Lions, 1990
PIERCE, Danny, QB
Washington Redskins, 1970
POE, Dontari, DT
Kansas City Chiefs, 2012-2016
Atlanta Falcon, 2017-

R
REDDEN, Terry, DT
Hamilton Tiger-Cats, 2016
RENFO, Will, LB
Washington Redskins, 1957-59
Pittsburgh Steelers, 1960
Philadelphia Eagles, 1961
RILEY, Preston, WR
San Francisco 49ers, 1970-72
New Orleans Saints, 1973
ROGERS JR., Glenn, DB
Tampa Bay Buccaneers, 1991
Edmonton Eskimos, 1992-98
Montreal Allouettes, 1999
RUSH, Bob, C
San Diego Chargers, 1977-82
Kansas City Chiefs, 1983-85

S
SAWYER, Jeff, DE
Las Vegas, 1994
San Antonio, 1995
SCHUH, Harry, OT
Oakland Raiders, 1965-70
Los Angeles Rams, 1971-73
Green Bay Packers, 1974
SCOTT, Bill, OT
Toronto Argonauts, 1966
SEMPLE, Tony, OT
Detroit Lions, 1995-2002
SHERLAG, Bob, WR
Atlanta Falcons, 1966
SIMPSON, Keith, DB
Seattle Seahawks, 1978-85
SMITH, Wade, OT
Miami Dolphins, 2003-06
New York Jets, 2006-07
Kansas City Chiefs 2008-09
Houston Texans, 2010-13
Philadelphia Eagles, 2014
STEELE, Curtis, RB
Baltimore Ravens, 2010-11
Toronto Argonauts, 2013-15
Saskatchewan Roughriders, 2016
STEEPLES, Robert, CB
Minnesota Vikings, 2013
STONE, Michael, DB
Arizona Cardinals, 2001-04
New England Patriots, 2005
Houston Texans; 2006
NY Giants, 2007
STRICKLAND, David, OG
Denver Broncos, 1960

T
TAYLOR, Clif, FB
Chicago Bears, 1974-75
Green Bay Packers, 1976
TAYLOR, Ed, DB

New York Jets, 1975-79
 Miami Dolphins, 1979-82
TAYLOR, Eric, DE
 Pittsburgh Steelers, 2004
 Minnesota Vikings, 2005
 Seattle Seahawks, 2006
 Tennessee Titans, 2008
 Edmonton Eskimos, 2008-09
 Toronto Argonauts, 2010
 BC Lions, 2011-14
 Calgary Stampeders, 2015
THOMAS, Marvin, DE
 Detroit Lions, 1998
 Barcelona Dragons, 1999
 British Columbia Lions, 1999-00
THOMPSON, James, WR
 New York Giants, 1978
TROTTER, Frank, DE
 Philadelphia Eagles, 2012

W

WALKER, Jeff, OT
 San Diego Chargers, 1986
 New Orleans Saints, 1988-89
West, Marcus, DT
 Amsterdam Admirals (NFLFL)
 2007
WILLIAMS, DeAngelo, RB
Carolina Panthers, 2006-14
Pittsburg Steelers, 2015-2016
WILLIAMS, Richard, RB
 Atlanta Falcons, 1983
 Houston Oilers, 1984
WILLIAMS, Tony, NG
 Minnesota Vikings, 1997-00
 Cincinnati Bengals, 2001-04
 Jacksonville Jaguars, 2005-06
WILSON, Charles, WR
 Green Bay Packers, 1990-91
 Tampa Bay Buccaneers, 1992-94
 New York Jets, 1995
WIMPRINE, Danny, QB
 Calgary Stampeders (CFL),
 2005
WINKLER, Bubba, C
 Green Bay Packers, 1968-69
WOMACK, Jeff, RB
 Minnesota Vikings, 1987
WOODLIEF, Doug, LB
 Los Angeles Rams, 1965-69
WOODS, Jerome, DB
 Kansas City Chiefs, 1996-05
WRIGHT, James Earl, QB
 Denver Broncos, 1964
WRIGHT, Keith, WR
 Cleveland Browns, 1978-80

TIGERS IN THE SUPER BOWL

I	David Hathcock (Green Bay Packers, 1967)
II	Harry Schuh (Oakland Raiders, 1968)
VII	Charlie Babb (Miami Dolphins, 1973)
VIII	Charlie Babb (Miami Dolphins, 1974)
XIV	Eddie Hill (Los Angeles Rams, 1980)
XV	Ken Dunek (Philadelphia Eagles, 1981)
XVIII	Rick Ackerman/St Stanley Adams (Oakland Raiders, 1984)
XIX	Eddie Hill (Miami Dolphins, 1985)
XXVIII	Russell Copeland (Buffalo Bills, 1994)
XXIX	Tim Harris (San Francisco 49ers, 1995)
XXXIV	Isaac Bruce/Darius Blevins (St. Louis Rams, 2000)
XXXVIII	Reggie Howard (Carolina Panthers, 2004)
XXXIX	Artis Hicks (Philadelphia Eagles, 2005)
XLII	Stephen Gostkowski (New England Patriots, 2008)
	Robert Douglas (New York Giants, 2008)
XLIV	Mike McKenzie (New Orleans Saints, 2010)
XLVI	Stephen Gostkowski (New England Patriots, 2012)
XLVIII	Clinton McDonald (Seattle Seahawks, 2014)
XLIX	Stephen Gostkowski (New England Patriots, 2015)
	Jordan Devey (New England Patriots, 2015)
LI	Stephen Gostkowski (New England Patriots, 2017)
	Martin Ifedi (Atlanta Falcons, 2017)

Babb, Ackerman, Hathcock, Harris, Adams, Blevins, Bruce, Douglas, McKenziem McDonald, Gostkowski & Devey all earned Super Bowl championship rings.



Following a record-setting career at the University of Memphis, Stephen Gostkowski has gone on to a stellar NFL career. The New England Patriot's all-time leading scorer, Gostkowski has played a part in two Super Bowl wins and been named to the Pro Bowl four times.

ALL-TIME LETTERWINNERS

A

Rick Ackerman (1978-80)
 Brandt Ackley (1994-95)
 Henry Acosta (1942)
 Dejarrius Adams (2010)
 Floyd Adams (1941)
 Stanley Adams (1978-81)
 Trey Adams (2005)
 James Addington (1961-63)
 Richard Adragna (1959-62)
 Joe Albright (1929)
Curtis Akins (2015-)
 Charles Alexander (1961-62)
 Nathan Alexander (1988)
 Kewan Alfred (2013)
 Arthur Allen (1940)
 Bridger Bailey Allen (1913)
 Calvin Allen (1947-50)
 Charles Allen (1990-91)
 Chris Allen (2012-13)
 Jesse Allen (1993-96)
 John Allen (1968-70)
 Ray Allen (1923)
 Stephone Allen (2012)
 Joe Allison (1990-93)
 Mark Allison (1974-77)
 Fred Almon (1967-69)
 -Anderson (1913)
 Darrell Anderson (1975)
 Eric Anderson (2001-02)
 Mike Anderson (1993-94)
 Mike Anderson (1989)
 Qadry Anderson (1995-96)
 Van Anderson (1973-74)
 Walter Andrews (2006)
 Travis Anglin (1999-02)
 A.J. Antonescu (2011-12)
 Michael Antonescu (2008-11)
 Ken Apple (1967-69)
 Fred Archie (1993)
 Brence Armstrong (1995)
 Jimmy Armstrong (1956-57)
 Mike Armstrong (1961)
 Wayne Armstrong (1957-59)
 Andre Arnold (1998-00)
 Gerard Arnold (1997-99)
 William Arnold (1987-88, 1990)
 Rob Arthur (1986-87)
 LaMarvin Ashley (2012)
 Duke Atkins (1984-87)
 Bill Austin (1976-77)
 Jason Austin (1999-01)
 Clyde Avant (1980-83)
 Bobby Avery (1989-90, 1992)
Genard Avery (2014-)
 Maurice Avery (2002-05)
 Harry Aycock (1914-15)
 Ron Ayo (1969)

B

Charlie Babb (1969-71)
 Don Baer (1942)
 Rashad Bailey (1996-99)
 Cam Baker (2008-11)
 Carlton Baker (2004-05)
 Earl Baker (1949-50)
 Ernie Baldwin (1923)
 Ken Balkunas (1981-84)

Ernest Ball (1915)
 Marcus Ball (2009-10)
 Reggis Ball (2012-15)
 Derrick Ballard (2000-03)
 Lonnie Ballentine (2010-13)
 Bob Bannister (1947-49)
 Jerry Barber (1951-53)
 Billy Barefield (2005-06)
 Fred Barham (1941-42)
 Kenneth Barker (1940-41)
 Wesley Barker (1948-49)
 Miguel Barnes (2006-07)
 Ray Barnes (1964-66)
 Brian Barnett (1992-95)
 Chris Barnett (2005)
 Freddie Barnett (2007-08)
 John Barnhill (1922-23)
 Danton Barto (1990-93)
 Idrees Bashir (1998-00)
 Tyler Bass (2008-09)
 Tommy Bateman (1977)
 Mike Bates (1977)
 Khiry Battle (2010-11)
 Charlie Baugh (1971)
 Bob Baxter (1965-67)
 Jeff Bazemore (1995-98)
 Harold Beane (1983-86)
 Bill Beard (1964-65)
 Buddy Beasley (1948)
 Jimmie Beasley (1993-94)
 Nathan Beason (1983-86)
 Eric Becton (1981, 1983-85)
 Bill Bedgood (1955-57)
 Matt Beiriger (1995-96)
 Philip Beliles (2005-08)
 Derek Bell (1977-79)
 Elijah Bell (2001-02)
 Jerry Bell (1959-62)
 Marcus Bell (1997-00)
 Tony Bell (2007-08)
 - Bell (1913)
 Page Belongy (1982-85)
 Reid Bennett (1985-88)
 Rusty Bennett (1977-80)
 Mark Benskin (1971-73)
 Arron Bentley (2003, 2005-06)
 Keith Benton (1990-91)
 David Berrong (1967-69)
 Steve Berrong (1975-76)
 Bob Berry (1912, 1915-16, 1919)
 Frank Berry (1949-50, 1952)
 Rob Bertling (1993-94)
 Chris Bertucci (2011-12)
 Tyrone Betters (1985-88)
 Kevin Betts (1978-79)
 Joe Bianco (1951, 1954)
 Jared Bidne (2002)
 Joe Billings (1952-53)
 Sam Billings (2012, 2014)
 Greg Billingslea (2002-03, 2005)
 Dennis Biodrowski (1959-62)
 Drew Bishop (2013-16)
 Hunter Bishop (1941)
 Jerry Bishop (1965-67)
 Harry Bissinger (1973-76)
 Clay Bittner (1983-84)
 Steven Black (2007-08)
 Bob Blackmon (1974-77)

Frank Blackwell (1967-69)
 Dwight Blalock (1981-84)
 Keith Bland (1987-90)
 Darrius Blevins (1995, 1997-98)
 Al Bloodworth (1995)
 Steve Blume (1974-75)
 Murray Blurton (1938)
 Michael Boatmen (1997-99)
 Chuck Boler (1987, 1989-90)
 Larry Bolton (1989-92)
 John Bomer (1968-70)
 Al Bond (2011-14)
 Jeremiah Bonds (2000-01)
 Dan Bonner (1992-95)
 Heath Bookout (1991)
 David Booth (1981-84)
 Dennis Borcky (1983-86)
 Tim Borcky (1985-87)
 Tim Boren (1970-71)
 Joe Borich (1994-95)
 Stanley Borsa (1929)
 Leon Bosby (1989-92)
 Mooney Boswell (1933)
 Gary Bouldin (1989-92)
 Mark Bowen (1985-87)
 Winston Bowens (2007-10)
 Chip Bowers (1982-84)
 Keith Bowden (1977-79)
 John Bowers (1979-82)
 Marquis Bowling (1995-98)
 Glenn Boyd (1983-84)
 Harry Boyd (1942)
 Michael Boyle (1912)
 Taylor Bradford (2007)
 Dennis Bradshaw (1979)
 Dale Brady (1965-67)
 Latarius Brady (2013-16)
 Ken Bragg (1970)
 Bill Bramin (1951-52)
 Andy Bramlett (1983-84)
 Don Bramlett (1983-84)
 John Bramlett (1989-92)
 David Brandon (1983-86)
 Tom Branner (1985-86)
 Rod Branscomb (1993)
 Lacy Branson (1915-16)
 Chief Brasher (1923)
 Keenan Bratcher (2007-10)
 Charles Brewer (1950-51)
 Sam Brewer (2003-06)
 Brad Britt (1999-00)
 Eli Broglio (1942)
 Bobby Brooks (1954-56)
 Charles Brooks (1957)
 Chuck Brooks (1961-64)
 David Brooks (1992)
 Hunter Brooks (2012)
 Anthony Brown (2012-13)
 Charles Brown (1948)
 Dante Brown (2001-02)
 David Brown (1964)
 Gerald Brown (1981)
 Jada Brown (2006-09)
 Jason Brown (2000-02)
 Ken Brown (1983-85)
 Kippy Brown (1975-77)
 Leon Brown (1987)
 Marlon Brown (1985, 1987-88)
 Ray Brown (1981)
 Rod Brown (1990-93)
 Tony Brown (1999-02)
 Vincent Brown (2002)
 Dennis Brozak (1965, 1967)
 Isaac Bruce (1992-93)
 Art Brumit (1966-67)
 Bill Brundage (1965-67)
 Jeff Bruner (1969-71)
 Joe Bruner (1973)
 Paul Bruno (1952-53)
 Charlie Bryant (2007-10)
 John Michael Bryant (2008)
 Shakorr Bryant (2001-02)
 Clifton Bryson (1941)
 Herb Buckner (1956-57)
 Jeff Buffaloe (1991-92)
 Nick Buoni (1956-59)
Ross Burcham (2016-)
 Guy Burkhalter (1942)
 Bill Burkett (1949-50)
 Willie Burnett (1951-52)
 Jeran Burns (1996-98)
 Jerry Burns (1939-40)
 Derrick Burroughs (1980-81, 83-84)
 Gerald Bush (1954-55)
 John Bush (1989-92)
 Blake Butler (2003-06)
 John Butler (1986-89)
 Keith Butler (1974-77)
 Lee Butler (1987-88)
 Zacky Butler (1974-76)
 Will Butts (2008)
 Jeff Bynum (1991)
 Daniel Byram (2004)
 Larry Byrd (1968-70)
 Wayne Byrd (1971)
 Patrick Byrne (2003-06)

C

Steve Cacciola (1974-76)
 Leo Cage (1977-79)
 Bob Cain (1947-49)
 Duke Calhoun (2006-09)
 Melvin "Pop" Calhoun (1938-40)
 Dominic Calloway (1990-93)
 Jeff Cameron (2000-02)
 Jim Cande (1997-99)
 Carl Cannon (1928)
 Michael Joe Cannon (1981-82)
 Sid Cantwell (1913)
 Chuck Carkhuff (1981-82)
 Tommy Carlsen (1971-73)
 Bevin Carpenter (1985-87)
 Chancy Carr (1994-97)
 Bill Carrington (1956)
 Anthony Carter (1979-82)
 Buddy Carter (1979-80)
 Guy Carter (1970)
 Jack Carter (1959-61)
 Roger Carter (1972)
 Bill Cartwright (1966)
 Jason Casinelli (1960-63)
 Mike Casinelli (1976-77)
 Dasmine Cathey (2008-11)
 Baki Celaj (2000)

Brian Chadwick (1987-88)
 Jermaine Chambers (2003-06)
 Ekillis Chandler (1936)
 Kevin Chapman (1981-82)
 Nick Chartain (2011-12)
 Marvin Chatman (1980-82)
 Bruce Chenault (1970)
 Haggard Cherry (1938-40)
 Wait Childs (1923)
 Brad Christensen (1986-87)
 Jerry Christopher (1953-56)
 Eddie Churchwell (1985)
 Ralph Ciccarelli (1960-63)
 Dolph Clark (1921)
 Greg Clark (1978-80)
 Keith Clark (1977-80)
 Frank Clayton (1954)
 Joe Clayton (1951-53)
 Rozell Clayton (1981-84)
 Rusty Clayton (2003-06)
 Tracy Clemmons (1970)
 Derek Clenin (2003-06)
 Cotton Clifford (1952-56)
 Warner Clift (1924)
 Bobby Clower (1934)
 Rich Coady (1964-66)
 John Cobb (1948-50)
 Keith Cobb (1995-98)
 Kerry Cobb (1993-96)
 Kevin Cobb (1994-97)
 Dick Cockrell (1966)
 Mac Cody (1991-93)
 Don Coffey (1958-61)
 Joe Coffman (1941)
 John Colby (1934)
 Bobby Cole (1956-58)
 Cecil Cole (1920)
 Jimmy Cole (1950-51, 1953-54)
 Joe Cole (1991)
 LaKendus Cole (2003-04)
 Ryan Coleman (2013-14)
 Wendell Coleman (1980-82)
 Haracio Colon (2004)
 Merrick Coles (1947-48)
 Anthony Collins (1989, 1991-92)
Jamil Collins (2014-)
 Zach Collins (2014-16)
 O.C. Collins (2002-05)
 James Conlee (1938)
 Billy Conquest (1994)
 Jaquise Cook (2012)
Jonathan Cook (2016-)
 Billy Cooke (1949-50)
Emmanuel Cooper (2015-)
 Floyd Cooper (1923)
 Jarvis Cooper (2014-15)
 Randall Cooper (1987-88)
 Russell Copeland (1989-90, 1992)
 Doug Corder (1972-73)
 James Corder (2002)
 Olie Cordill (1963-65)
 Bobby Cotham (1951-52)
 Mike Coughlin (1993-95)
 Don Cousins (1950)
 Ken Coutain (1998-99)
 Florentine Couvares (1942)
 Herb Covington (1965-67)
 David Cox (1966)

Larry Cox (1988-91)
 Marvin Cox (1988-89)
 Ray Craft (1986-88)
Sam Craft (2013-)
 Jan Craig (1956-57)
 Joe Craig (2013-14)
 Glenn Crain (1949-50)
 Kurt Crain (1983-84)
 Jerry Craine (1986)
 Baxter Crawford (1919-21)
 Derrick Crawford (1981-83)
 Graham Crawford (1926-27)
 Hall Crawford (1948)
 J.T. Crawford (1938)
 Xavier Crawford (1988, 1991-92)
 Millard Creasy (1941)
 Morris Crenshaw (1914)
 James Cribbs (1984-85, 1988)
 Holloway Cromer (1947-49)
 John Cronin (1961-63)
 Cortez Crosby (2014-15)
 Alan Cross (2012-15)
 David Crowell (1976-79)
 Tim Cruse (1976-77)
 Lynord Crutchfield (1991-93)
 Demetrius Culpepper (2008)
 Herb Cummings (1963-65)
 Van Cunningham (1948)
 Robert Czerwinski (1933-34)

D
 Walter Daggett (1969-71)
 Ray Damphouse (1968-70)
 Jerry Dandridge (1972-75)
 Isaac Daniel (2003-04)
 Jonah Daniel (1976-77)
 Ralph Dangerfield (1950)
 Dan Darby (1972-73)
 Akeem Davis (2009-12)
 Brian Davis (1993-95)
 Charles Davis (2002-04)
 Darius Davis (2007-10)
 David Davis (2003-04)
 Harry Davis (1933-34)
 Marion Davis (1924)
 Mike Davis (1989-92)
 Robert Davis (2014-15)
 Stan Davis (1969-72)
 Tavarious Davis (2001-04)
 Victor Davis (1912-13)
 William Davis (1912-13)
 Al Dawkins (1993-94)
 Harry Day (1963-65)
 Don Deaton (1966)
 Alex Dees (1966-68)
 Bobby Dees (1967-69)
 Ken DeFeo (1981-82)
 Tom DeHart (1964-66)
 Dimitri Delgado (1987)
 Steve Delong (1971-73)
 Michael Denning (2005, 2007-08)
 Charlie DeSaussure (1916)
 Jordan Devey (2011-12)
 Chuck DeVliegher (1965-67)
 Hal Devine (1956-57)
 David Dew (1985)
 Adam Diaz (1992-93)
 Scott Dill (1985-87)

Scottie Dill (2016-)
 Barry Dillard (1991-94)
Jackson Dillon (2013-)
 Mike Dion (1979-82)
 Dick Disbrow (1954-56)
 Andy Dixon (1981-82)
 Ruddy Dixon (1970)
 - Dixon (1913)
 Kevin Doak (1979)
 Ed Dobrowski (1949)
 Otis Dodd (1936)
 Charlie Dodds (1921)
 Grill Dodds (1921)
 Jack Dodds (1931-34)
 Damien Dodson (1996-99)
 Whit Dodson (1942)
 Hank Dombrowski (1973-75)
Doroland Dorceus (2013-)
 Tom Dorian (1980-83)
 Joseph Doss (2004-07)
 John Doucette (2002-05)
 Brandon Douglas (2005-08)
 Jay Douglas (1970-72)
 Robert Douglas (2001-04)
 Terry Douglas (1985-86)
 Wayne Dowdle (1974-75)
 Van Drayton (1989-90)
 Hugh Drewry (1934)
 James Droke (1928)
 Reggie Dubose (1986-88)
 Larry Duck (1965-66)
 Kenny Duffy (1987-90)
 Earl Duffey (1936)
 Mickey Duncan (1965-67)
 Ken Dunek (1978-79)
 Stanley Dunn (1978-81)
 Benjamin Durham (1948)
Sean Dykes (2016-)

E
 Josh Eargle (1999-01)
 David East (1982-85)
 Curtis Echols (2007-09)
 Terrence Echols (2007-08)
 Lavaris Edwards (2008-11)
 Michael Edwards (2015-16)
 Paul Edwards (2009)
 Sam Edwards (1991-92)
 Robert Elam (1955)
 Donnie Elder (1982-84)
 Darrell Eldred (1964-65)
 Tommy Eldred (1964-66)
 Jake Elliott (2013-16)
 Mike Elliott (1991-92)
 Herschel "Skeeter" Ellis (1937-38)
 Jeff Ellis (1982-85)
 Andrew Ene-Ita (2010-11)
Steven Enis (2016-)
 Adam English (1994-97)
 Jim Enoch (1938)
 Tory Epps (1986-89)
 Darche Epting (1999-00)
 Lou Esposito (1997-00)
 Glenn Essary (1955-56)
 Cameron Essex (2001-04)
 Ross Estes (2000)
 Fritz Etienne (2013-14)

Eric Evans (2006)
 Kenton Evans (1998)
 John Evans (1961-64)
 Johnny Evans (1971-73)
 Mike Evans (1979-881)
 Henry "Rabbit" Evans (1927-29)
 Robert Evans (1942)
 Walter Evans (1935-37)
 Wayne Evans (1959-62)
 Roland Eveland (1950-52)
 John Erickson (1972-73)
 Trey Eyre (1999-01)

F
 Tony Fabiano (1941-42)
 Eric Fairs (1982-85)
 Taylor Fallin (2012-15)
 W.B. Falls (1928-29)
 Tom Fant (1970)
 Tony Fantigrassi (1969)
 Hank Farino (1938-40)
 Ray Farmer (1962-64)
 Johnnie Farms (2010-13)
 Bethel Farnsworth (1916)
 DajLeon Farr (2009)
 Gary Farr (1973)
 Brandon Farrar (2004-05)
 Isaiah Farris (2015)
 Brandon Feagans (2005-06)
 Danny Felts (1979, 1981-82)
 Bert Ferguson (1934)
Riley Ferguson (2016-)
 Luis Fernandez (1967-69)
Hayden Ferrari (2016-)
 Tommy Ferrari (1989)
 Steve Ferrell (1985)
 Bob Finamore (1961-64)
 Pleas Fisher (1927)
 Jeff Fite (1987-90)
 Billy Fletcher (1963-65)
 Frank Fletcher (1992-95)
 Judson Flint (1977-78)
 Gail Flora (1927)
 Joe Flowers (1958)
 Richie Floyd (1996-98)
 Jason Fogle (1995-97)
 Bobby Ford (1951-54)
 Jacob Ford (2001)
 LaKeitharun Ford (2006-07)
 Antonio Foster (2012-13)
 Orville Foster (1921)
 Newton Forster (1916)
 Billy Foster (2010-11)
 David Fowler (1972-73)
 A.D. Frank (1916)
 Larry Frankenbach (1969-70)
 Alvin Franklin (1993-94)
 Arthur Franklin (1985-86)
 Mose Frazier (2013-15)
 Rick Fredette (1987-90)
 Gene Frederic (2001-04)
 T.J. Frier (1995-98)
 Frank Fuder (1966-67)
 Mike Fuhrman (1973-75)
 Gene Fulghum (1926-29)
 DeRon Furr (2009-10)

ALL-TIME LETTERWINNERS

G

Jamaricus Gaither (2004-07)
 Andrew Gaines (2012-14)
 James Gaither (2001-02)
 Stephen Galbraith (1997-98)
 William Galese (1960-61)
 David Garaffa (1988-91)
 Bobby Garafolo (2005)
 Darren Garcia (2000-03)
 Robbie Garcia (1991)
 Alton Gardner (1937-38)
 Curl Garrett (1983-85)
 Sean Garris (2001-02)
 Bobby Garton (1951)
 Marcus Gary (1995-96)
 Ted Gatewood (1985-87)
 Eddie Gebara (1956-57)
 George Gebbs (1957)
 Matt Gehrke (2000-02)
 Grady Gentry (1952)
Jared Gentry (2015-)
 Marshall George (1948-49)
 Wilburn George (1947-48)
 Wallace George (1914-15)
 Joey Gerda (1999-02)
 Zach Gholson (2011-12)
 James Gibbons (1955-57)
 George Gibbs (1958)
 Artaves Gibson (2011)
 Michael Gibson (2005-06)
 Reuben Gibson (1974-76)
 Tavares Gideon (2002, 2004)
 Bill Gidden (1963)
 Will Gilchrist (2011-12)
 Clyde Gilliland (1932-34)
 Charlie Glascock (1918-22)
 Lewis Glass (1939-41)
 Ben Gleason (1996-97)
 Doug Gleason (1981-82)
 Don Glosson (1983-85)
 Kenyun Glover (2001-04)
 Tony Glover (1978-79)
 Jim Goate (1973)
 Kendrick Golden (2011-14)
 Monte Golden (2011)
 Mayer Goldstein (1938-41)
 Daniel Gomez (1994-97)
 Tim Goodwell (2002-05)
 Durwood Gordon (1967-69)
 Greg Gore (1973-75)
 Stephen Gostkowski (2002-05)
 Corderick Govan (2007)
 Paul "Skeeter" Gowen (1969-71)
 Chris Graham (1989-92)
 Don Graham (1961)
 Jimmy Graham (1929-30)
 Michael Grandberry (2005-08)
 Heath Grant (2004-07)
 Jimmy Grantham (1936)
 H.K. Grantham (1919-21)
 Ben Graves (1998-00)
 Tony Graves (1977-79)
 Barthel Gray (1933-36)
 Earnest Gray (1975-78)
 Jarvis Greer (1976-77)
 Joe Gresham (1933-34)
 Doyle Green (1942)

Charles Greenhill (1983)
 D.A. Griffin (2008-10)
 John Griffin (1959-62)
 Ralph Griffin (1975-76)
 Tyler Griffin (2005-08)
 Dave Griffith (1954-55)
 James Griffith (1933)
 Jimmy Grisham (1924)
 Clarence Grosser (1948-51)
 Hoss Gulleft (1927-29)

H

Bill Hagan (1987)
 Billy Hale (1965)
 Richard Hale (1941)
 Arkelon Hall (2008-09)
Austin Hall (2016-)
 Brian Hall (2007-09)
 John Hall (1948)
 Kyle Hamlin (1991-92)
 Marty Hammock (1973-76)
 DeCorye Hampton (1999-00)
 Earl Hampton (1956-57)
 Andrew Handy (2001-03 2005)
 Martin Hankins (2006-07)
 Brian Hanley (1912-13)
 Don Hanley (1912-13)
 Greg Hardee (1979)
 Andrew Harden (1999-00, 2002)
 Anthony Harden (2000-02)
 Antoine Harden (2001-02)
 Lenard Harden (2013-16)
 Jim Hardin (1959)
 Montelle Hardy (1914-16)
 Dan Harkins (1985)
 Mark Harkins (1986)
 Derrick Harmon (1999-03)
 Torri Harmon (1998)
 George Harper (1999-00)
 George Harper (2000-03)
 Michael Harper (1980-83)
 Carl Harris (2012)
 Charles Harris (2011-14)
 Chester Harris (1973-75)
 Dornell Harris (1971-73)
 Eric Harris (1973-76)
 Henry Harris (2007)
 Jason Harris (1998)
 Jeff Harris (1988-91)
 Jerry Harris (1983-86)
 Michael Harris (1998-00)
 Tim Harris (1982-85)
 Carl Harrison (1981-83)
 Adrian Harrod (1987-89)
 Tim Hart (1993-96)
 Al Harvey (1970-72)
 Ricky Hart (2010)
 Gary Harte (1966-68)
 Don Haselwood (1994-97)
 Hatch Hatcher (1923)
 David Hathcock (1965)
 Hugh Hathcock (1951-53)
 Paul Hathcock (1958-59)
 Gregg Hauss (1981-83)
 Clarence Haver (1985-88)
 Nyronne Hawkins (1990)
 Erroll Hay (1912-15)
 Rod Hayden (1968-69)

Webb B. Hays (1915)
 Anthony Hayes (2010)
 Brandon Hayes (2012-14)
 Lee Hayes (2003)
 Walter Hayes (1985-86)
 Bob Haylett (1955)
 Paul Haynes (1947-48)
 Jim Haynie (1963-64)
 Slick Headden (1923-28)
 Kellen Heard (2009)
 Fred Hearn (1957-59)
 Larry Heathcott (1958-61)
 Rick Hechinger (1982-84)
 Reid Hedgepeth (1997)
 Jim Heenan (1978-79)
 Fred Heesch (1978-80)
 Orville Hegwer (1923)
 Walter Heitzenrater (1962-64)
 Adrian Henderson (2013-14)
 Bobby Henderson (1953-56)
Darrell Henderson (2016-)
 Jamarius Henderson (2015)
 Justin Henderson (2010-11)
 Lionel Henderson (2008-09)
 Taurus Henderson (1997)
 Willie Henderson (2003-05)
 -Henderson (1912)
 Victor Hendrickson (1923)
 Carlton Henley (1951-54)
 Joe Hennelly (1983-85)
 Paulo Henriques (2009-12)
 Gilbert Hert (1940)
 Don Hester (1947)
 Artis Hicks (1998-01)
 Paul Hicks (1938)
 Darrell Higdon (1971-72)
 Rodney Higdon (1986-89)
 Ron Higdon (1965)
 Tripp Higgins (1999-02)
 Eddie Hightower (1974-76)
 Marcus Hightower (2009)
 Charles Hill (1936-37)
 Eddie Hill (1975-78)
 Shaka Hill (2001-04)
 Jeff Hilliard (2002)
 Kyle Hilliard (1976)
 Steve Hilliard (1972-73)
 Greg Hinds (2004-07)
 Sam Hindsman (1939-40)
 Tom Hipp (1970)
 Danny Hirsch (1942)
 Chris Hobbs (1989-92)
 Chris Hobbs (2009)
 Eddie Hobbs (1967)
 Charlie Hodges (1967)
 Fred Hoffman (1947)
 Richard Hogans (1993-96)
 Red Hoggett (1951-52)
 Clay Hologorsen (2015)
 Jimmy Holladay (1941-42)
 O.R. Holley (1912-13)
 Marcus Holliday (1991-94)
 Bakari Hollier (2011-14)
 Abraham Holloway (2004-07)
 Mason Holloway (1916)
 Ricky Holloway (2009-12)
 Carlos Hollowell (1987-89)
 John Holtzclaw (1961-62)

Tracy Holmes (1985-87)
 Gib Hooper (1928-29)
 Trell Hooper (1981-85)
 Cole Hoppe (2003)
 Tom Hornsey (2010-13)
 Danny Hosea (1971-73)
 Al Hotz (1968-69)
 Larry House (1955)
 Ronell Houston (1982)
 Van Houston (2004, 2006)
 Ben Howard (1977-78)
 Devonte Howard (2015)
 Derek Howard (2011-14)
 Reginald Howard (1998-99)
 Huey Howerton (1912)
 Joel Howerton (1912)
 Mark Howington (1991-93)
 Duke Howze (1924)
 Kevin Hubbard (2009)
 Robbie Hubbard (1992)
 Ralph Hubbell (1967-69)
 Will Hudgens (2005-09)
 Bill Hudson (1958-59)
 Mack Hudson (1912-13)
 Wayne Hudson (1956)
 Mitch Huelsing (2009-12)
Bryce Huff (2016-)
 Chris Huffman (2006)
 Greg Hughes (1982-85)
 Jamon Hughes (2009-10)
 Tim Humphrey (1985)
 Robert Humphreys (1942)
 Elmo Huddley (1922-24)
 Brandon Hunt (2005-07)
 Gary Hunt (1983-85)
 Nelson Hunt (1977)
 Tony Hunt (1978-80)
 Carson Hunter (2003-04)
 Darryl Hunter (1981-83)
 Harold Hunter (1955-56)
 Ricky Hunter (2012-15)
 Daniel Hurd (2013-16)
 Sam Hurst (1974-77)
 Will Hyden (2002-03)

I

Martin Ifedi (2011-14)
 Thomas Ingles (1982, 1984-86)
 Pete Ingram (1962-64)
 Toby Ingram (1992-93)
 Ken Irvin (1991-94)
 Corey Irby (1998-99)
 Kosha Irby (1997-00)
 Terry Isles (1991-92)
 Virgil Ivery (1985-86)
 Ryan Ivey (2002-04)

J

Marcus Jack (1996-97)
 Enis Jackson (1982-85)
 Greg Jackson (2005-09)
 Tyus Jackson (2004-05)
Nick Jacobs (2014-)
 Kindly Jacques (2009-10)
 Steve Jaggard (1968-69)
 Tank Jakes (2012-14)
 Tommy James (1969-70)
 Ray Jamieson (1968-71)

Pat Jansen (1989-92)
 Evan Jennings (1937)
 Keith Jeffries (1986)
 Steven Joachim (2008-09)
 Brooks Johnson (2010-11)
 Charlie Johnson (1936)
 Charlie Johnson (1956)
Christian Johnson (2014-)
 Curtis "Trey" Johnson (2009-11)
 David Johnson (1971-72)
 Derron Johnson (2001, 2005)
 Jason Johnson (2001-04)
 Kenyata Johnson (2011-12)
Khalil Johnson (2016-)
 Morris Johnson (1985)
 Ryan Johnson (1999-01)
 Sam Johnson (1927-29)
 Charles Johnston (1913-15)
 Anthony Jones (1989-90)
 Bill "Dub" Jones (1926-29)
 Charlie Jones (2008)
 Corey Jones (2010-13)
 Derrick Jones (1994)
 Don Jones (1963-65)
 Eary Jones (1973-76)
 Harry Jones (1947)
 Jack Jones (1953)
 Julian Jones (1912-15)
Kedarian Jones (2016-)
 Larry Jones (1941)
 Lewis Jones (1965-67)
 Malcolm Jones (2007-10)
 Maurice Jones (2005-08)
 Melvin Jones (2012-14)
Peyton Jones (2016-)
 P.T. Jones (1997-98)
 Reginald Jones (1989-90)
 Russell Jones (1990-91)
 Skylar Jones (2011)
 Stacy Jones (2006, 2008)
 Terry Jones (1971)
 Tevin Jones (2012-15)
 Tim Jones (1986-89)
 Bob Jordan (1975-76)
 Buck Jordan (1924)
 Deandre Jordan (2015-16)
 Kevin Jordan (1989-92)
 Smokey Jordan (1982-83)
 Jim Joyner (1973)

K

Rick Kale (1968-71)
 Lenny Kaplan (1959)
 Jacob Karam (2012-13)
 Craig Karpiak (1972)
 Alexander Karr (2014-15)
 Jake Kasser (2004-07)
 J.S. Keaton (1915)
 Bill Kebler (1971-73)
 Ernest Keefer (1993-95)
 Glenn Keeton (1954)
 Jimmy Keith (1994-97)
 Ollie Keller (1952-53)
 Chris Kelley (2003-04)
 Raymond Kelley (1950-52)
 Lamon Kelly (1947)
 Billy Kendall (1997-00)

Herbert Kendall (1989-92)
 Guy Kennedy (1931)
 Pat Kenney (1985-86)
 Jim Kent (1940)
 Bernard Key (2006-07)
 S.E. Kidd (1933-34)
 Charles Killett (1961-62)
 Charles King (1991-93)
 Chick King (1950)
 James King (1976-78)
 Jeff King (1991-93)
 Jerry King (1955)
 Lud King (1936)
 Michael King (1989, 1991)
 Steve King (1973-76)
 William King (1924)
 Steve Kinzalow (1951-54)
 Stumpy Kirk (1947-48)
 Dan Kirkpatrick (1972-73)
 Dick Kirmeyer (1949-51)
 John Kirschner (1968-71)
 Mike Kleimeyer (1979-82)
 Taz Knockum (2004-07)
 Jerry Knowlton (1978-81)
 Joe Koch (1927)
 James Koffman (1942)
 Matt Kranz (1991)
Gabe Kuhn (2014-)
 Jim Kutchback (1983-84)
Drew Kyser (2015-)

L

Jimmy Lackie (1974-75)
 Bill Lacy (1947)
Lio Lafale (2016-)
 Deante' Lamar (2006-09)
 M.O. Lambert (1921)
 Tilden Lampkins (1921)
 Jesse Lancaster (1929-33)
 Rodney Lanctot (1998-00)
 Hunter Lane (1916-18)
 Ted Lane (1993-96)
 Chauncey Lanni (2013-16)
 Coleman Lannum (1951)
 Darryl Latham (1982)
 Tramont Lawless (1996-99)
 Vincent Laws (1979-81)
 Lester Lawson (2008-10)
 Pete Lawson (1969-70)
 Robert Lea (1913-14)
 Ronald Leary (2008-11)
 Danny Ledbetter (1965)
 Clay Lee (2008-09)
 Darius Lee (2015)
 John Lee (1956-59)
 Steve Leech (1970)
 Kenny Lenoir (1964)
 Bubba Leonard (1954-57)
 Nathan Leuelly (1974-76)
 Robert Livingston (1978-81)
 Bobby Lewis (1987)
 Calvin Lewis (1997-00)
 Rodney Lewis (1986-89)
 David Ligon (1973-75)
 Steve Lincoln (1977-78)
 John Lindsey (1983-84)
 Jake Linville (1991-93)
 Naylor Litchfield (1933)

Grover Lipe (1948-50)
 Wayne Liss (1957)
 Richard Locke (1977-80)
 Robbie Locklear (1995)
 James Logan (1993-94)
 Fred Long (1937)
 Tim Long (1981-84)
 Jeremy Longstreet (2007-10)
 Dustin Lopez (2004-06)
 Bill Lott (1958-59)
 Dean Lotz (1966-67)
 Jim Lovelace (1956-59)
 Edwin Lovelady (1983-85)
 Rod Lowery (1992)
 Bailey Lowery (1980)
 Bill Loyd (1958)
 Richard Lucas (1958-59)
 Treveco Lucas (2001-03)
 John Ludwiczak (1993-94)
 Bob Lyles (1957)
 Joe Lynch (1969-71)
 Otho Lynch (1938-40)
 Paxton Lynch (2013-15)

M

Joey Mack (2007)
 Mike MacKay (1982-85)
 James MacLin (1989-91)
 Theodios Macklin (1988)
 John Maddaluna (1972-73)
 W.H. Maddox (1921)
Joey Magnifico (2016-)
 Frank Magoffin (1928-31)
 Gus Mahan (1965-67)
 Doran Major (1981-82)
 Keiwone Malone (2011-14)
 Casey Maloney (1933-34)
 Matt Malouf (2007)
 John Manger (1968)
 Tony Manning (1987-88)
 Tony Marchetti (1973)
 Lloyd Marcus (1947)
 Jim Markelonis (1952-53)
 Paul Marks (1968)
 Davis Marsh (1995)
 Donald Marshall (2001-02)
 Duane Marshall (1978-81)
 Chris Martin (1985-88)
 Darrell Martin (1979-82)
 Ed Martin (1933-34)
 Mike Martin (1983-84)
 John Martin (1992-93)
 Brick Mason (1947)
 Rod Mason (1992-95)
 Tom Mason (1980-82)
 Frank Massa (1956-57)
 Gerald Massey (2000)
 Bob Mathes (1964-66)
 Bob Matthews (1938-40)
 Eric Matthews (2012)
 Miller Mathews (1958-59)
 Jason Matthews (2003-04)
 Joe Matthews (1916)
 Steve Matthews (1992-93)
 Stevie Matthews (2009)
 Maurice Mathieu (1958)
 Ken Mathis (1955)
 LeRico Mathis (2007-08)

Mathieu Maulet (2016-17)
 Carl Maurer (1969-71)
 Frank Mawyer (1949-50, 1953)
 Harvey Maxwell (1941-42)
 Johnny May (1942)
Phil Mayhue (2014-)
 Doug Mayo (1937-38)
 Fred Mayo (1924)
 Milton Mayo (1935-36)
 Tony Mayo (2013-14)
 John McArthur (2009-10)
 Wallace McBride (1941)
 Bobby McCain (2011-14)
 Bruce McCaleb (2003)
 Sean McCann (1978-79)
 Robert McCarter (1916)
 Steve McCarty (1972-73)
 J.D. McClanahan (1933-34)
 Sam McClanahan (1933-34)
 Don McClard (1963-65)
 Joel McCleod (2008-10)
 Elton McClure (1916)
 Rusty McClure (1973-75)
 Billy McComas (1938-40)
 Horace McCool (1950)
 Antonio McCoy (2005-06)
 Jamie McCoy (2009)
 Jay McCoy (1968-70)
 Cortez McCraney (2005)
 Quinton McCrary (2003-07)
 D'Angelo McCray (2010-11)
 Ken McDade (1990-91)
 Brandon McDonald (2005-06)
 Brian McDonald (1996)
 Clinton McDonald (2005-08)
 Mike McDonald (2009)
 John McDougle (1916)
 Allen McFarland (1936-37)
 Jeff McFerran (1985)
 Tim McGee (2009)
 Hal McGeorge (1971-73)
 Larry McGhee (1968-70)
 Baker McGinnis (1933)
 Bill McGinnis (1937-40)
 Bob McGoldrick (1971)
 Jared McGowan (2005-06)
 Jack McIlvain (1947)
 Terrell McIlwaine (1916)
 Pete McIntosh (1919)
 Jermaine McKenzie (2010)
 Mike McKenzie (1996-98)
 Tremaine McKenzie (2009-10)
 Greg McKillion (2014-15)
 Don McKinnon (1957-60)
 Lou McLelland (1949-51)
 Roland McMackin (1937-38)
 Sean McMackin (1986-87)
 Thurman McMahan (1916)
 Wynton McManis (2012-15)
 David McNair (2002-04)
 Thurman McNeal (1922-23)
 Claude McNeely (1936)
 Howard McPeake (1941)
 Bill McRight (1966-67)
 Andy McWilliams (1991-93)
 Curry McWilliams (1933)
 Aaron Meadows (1999-01)
 Gene Meadows (1949-51)

ALL-TIME LETTERWINNERS

Pete Meadows (1955-56)
 Albert Means (2001, 2003-04)
 Fred Medling (1947-49)
 Will Medling (1947-49)
 Billy Meeks (1947-48)
 John Meibaum (1954-55)
 Ruben Melton (1970-71)
 Bill Meredith (1940-41)
 Ralph Messer (1949-52)
 Dennis Meyers (1973-75)
 Chris Michael (1990-92)

Evan Michael (2014-)

John Michael (1934-37)
 Tavares Middlebrooks (1996-99)
 Terdell Middleton (1974-76)
 Daivon Milan (2013)
 Tahrell Miles (1991-92)
 Trent Miley (1992-93)
 Willford Miley (1949)

Anthony Miller (2015-)

Cedric Miller (1993-95, 1997)
 Dick Miller (1933-34)
 George Miller (1947)
 Josh Miller (1993-96)
 Pat Miller (1961-63)
 Jesse Milleson (2012-13)
 Corey Mills (2006-08)
 Cliff Milton (1939-40)
 Jim Mincey (1974-76)
 Steve Miska (1928-29)
 Carl Mitchell (2013)
 Jerry Mitchell (1951-53)
 Norman Mockbee (1935-36)
 DeMarco Montgomery (2015-16)
 Greg Montgomery (1979-80, 82-83)
 Daniel Montiel (2013-16)
 Bill Moody (1985-88)
 Ronald Moon (1974)
 Alex Moore (1950-52)
 Chris Moore (2000)
 Eddie Moore (1986-89)
 Fred Moore (1961-62)
 James Moore (1988-90)
 Jimmy Moore (1992)
 Leslie Moore (1928-29)
 Trevor Morgan (2013-16)
 Chris Morley (2013-16)
 TiQuintin Morrell (2005-06)
 Paul Morris (1924)
 Marty Mosby (1985)
 Cato Mott (2002-05)
 Tom Muirhead (1956-57)
 Charles Mullins (1988-89)
 Carey Mulwee (1971-72)
 Justin Mumm (1996-97)
 J.S. Murphy (1913)
 Mike Murray (1980)
 Keith Mutters (1981-84)
 Troy Myers (1985-87)

N

Percy Nabors (1981-83)
 Lee Narramore (1967)
 Carlos Navia (1994)
 Roberto Navia (1991)
 Ray Neal (1922-23)
 Larry Neusse (1941)

Bubba Nelms (1983-84)
 Andy Nelson (1953-56)
 Darrell Nelson (1980-83)
 Dontrell Nelson (2013-16)
 Eric Nelson (1991)
 Chance Nesbitt (1999-00)
 Earl Netcher (1947-48)
 Mike Nettles (1985-88)
Jace Neville (2015-)
 Henry Newton (1913)
 Ken Newton (1993-96)
 Charles Nezin (1942)
 Bill Nichols (1950-51)
 Dean Nichols (1978-80)
 Darrell Nicholson (1985-88)
 Ken Niemaseck (1973, 1975-76)
 Tom Nix (1949-50)
 Taurean Nixon (2010-11)
 Mike Nollner (1973)
 John Norman (1986-87, 1989)
 Tye Northern (2015-16)
 Rusty Nunn (1965-67)

O

Richard O'Bryant (1974)
 Austin O'Dell (1998-00)
 Bernard Oden (1995-97)
 Derrick Odom (2009)
 Anthony Oggs (1976-77)
 Jae'lon Oglesby (2015)
 Jack Oliver (1982-84)
 Shelton Oliver (2005)
 Mike Omer (1980, 1982-83)
 Deven Onarheim (2007-10)
 Todd Ondra (1978-80)
 Martin Orcutt (1967-69)
 Bob Orians (1976-77)
 Isadore Outing (2015)
 Murray Outlaw (1950)
 Charles Owens (1961-63)
 Hugh Owens (1976-79)
 Jim Owens (1956-57)
 Teddy Owens (1985-86)

P

Gene Packard (1923)
 Terry Padgett (1965-67)
 Drew Pairmore (1994-97)
 Ed Palmer (1937-39)
 Ron Palmer (1985-87)
 Demonic Pandolfi (1928-29)
 Bill Pankey (1940)
 Ricky Pannell (1974)
 Nick Pappas (1966-67)
 Jahmahl Pardner (2016)
 Ed Parham (1938-39)
 Paul Parish (1958-59)
 Anthony Parker (1979-82)
 Bob Parker (1968-69)
 Ed Parker (1934)
 Rip Parker (1923)
 Tom Parker (1970-72)
 Derron Parquet (2003)
 Carlos Parr (1924)
 Chalmers Parr (1938)
 Emmett Parr (1947-49)
 Dave Parrish (1955)
 Sonny Parsons (1961)

Tyriq Patrick (2012)
 Bob Patterson (1952-53)
 Brandon Patterson (2005-08)
 Larry Patterson (1993)
 Lloyd Patterson (1975-78)
 Ray Patterson (1992-93)
 Wiley Patterson (1962-64)
 Brad Paul (2009-10)
 Jim Paulat (1950-52)
 Dave Pawlik (1969-71)
 Brandon Pearce (2005-08)
 Virgil Pearcy (1974-76)
 Leonard Pegues (2012-15)
 Anthony Penchion (1979-81)
 Boris Penchion (2000-02)
 Nolan Pendergrast (1942, 1947)
 Hugh Penn (1969-70)
 Donald Pennington (2013-16)
 Bunkie Perkins (2000-01)
 Elgin Perkins (1986-87)
 Nico Perkins (1985-88)
 Joel Peschke (1992-95)
 Hagan Peters (1941)
 Ural Pettigrew (1916)
 Chuck Pettit (1965-67)
 Osborne Phelan (1915)
 Tommy Phelps (2007-08)
 Rob Phenicie (1987)
 Chun Phillips (1954)
 W.R. Phillips (1916)
 Malcolm Phillips (1949)
 Rubio Phillips (2004-06)
 Tarondal Phillips (2012)
 Lionel Pieh (2001-04)
 Danny Pierce (1968-69)
 Jared Pigue (2000)
 Harry Pillow (1942)
 T.J. Pitts (2006-07, 2009)
 Javar Pollard (2003-05)

Tony Pollard (2016-)

Christian Pontius (1934-36)
 Ward Poag (1947-49)
 Dontari Poe (2009-11)
 John Polsgrove (1953)
 Andy Porter (1929, 1932)
Darian Porter (2015-)
 Larry Porter (1990-93)
 Pete Porter (1928-29)
 Billy Portis (1937)
 Frank Posey (1934)
 Brian Powell (1994-95)
 Fred Powell (1997-00)
 Chris Powers (1995-98)
 Jeff Powers (1988)
 Mario Pratcher (2003-04, 2006)
 Wallace Prewitt (1913)
 J.B. Price (1933-36)
 Joe Price (2011)
 Kraig Pride (1979)
 LaDarius Price (2002-03)
Roderick Proctor (2014-)
 Wayne Pryor (1986-89)
 Jimond Pugh (2000-02)
 Neil Purdie (1971)
 Joe Puzin (1972-75)

Q

Jimmy Quarter (1970-71)

Richard Quast (1962-63)
 Robbie Quinn (1993-94)
 Torenzo Quinn (2009-10)
 Jim Qualter (1970-72)
 John Quintal (1970-72)

R

Al Radvansky (1942)
 Harold Rainwater (1950)
 Ed Randolph (1957-58)
 Henry Rath (1959)
 Malcom Rawls (2007-09)
 Elmer Ray (1947-50)
 Gregory Ray (2009-10)
 Johnny Ray (1979-80)
 Matt Reagan (2006-09)
 Terry Redden (2011-14)
 Anthony Reddick (1993-94, 1996)
 Bill Reddish (1969-70)
 Dontae Reed (2007)
 Taylor Reed (2011)
 Jerry Reese (1958-61)
 Chris Reeves (1994-97)
 John Reeves (1938)
 Ted Reeves (1942)
 Paul Regan (1942)
 Joe Regina (1947-49)
 John Register (1975)
 Tannar Rehner (2010-11)
 Stuart Reichart (1942)
 Will Renfro (1951-54)
 Jerrell Rhodes (2010-11)
 Earl Richards (1942)
 Jerry Richards (1955-56)
 Robert Richards (1936)
 Russell Richards (1978-80)
 Dwayne Ricketts (1979-82)
 Darius Ridgeway (2013)
 Mike Ridings (1973-75)
 Bill Riggins (1949-50, 1952)
 Dominik Riley (2007-10)
 Preston Riley (1966-68)
 Teofilo Riley (1996-99)
 Ricky Rivas (1976-77)
 Maurice Roach (1938-41)
 Jeff Roach (1973-75)
 Ken Roach (1970-71)
 Mike Robb (1973-74)
 Mike Robbins (1971)
 - Robbins (1912)
 Brandon Roberson (2003-04)
 Christopher Roberson (2013-16)
 Percy Roberts (1947-49, 1951)
 Billy Robertson (1947-50)
 Brian Robertson (1937-38)
 John Fred Robilio (1961-63)
 Brian Robinson (1938)
 Cliff Robinson (1991)
 Delmon Robinson (2010)
 Jimmy Robinson (2010, 2012)
 Noah Robinson (2014-16)
 Carlton Robinzine (2005-08)
 Bobby Robison (2003-04)
 John Robison (1971)
 Joe Rocconi (1996-99)
 Jeremy Rockette (2007-09)
 Sonny Rodgers (1950-53)
 Barney Rogers (1913-15)

Glenn Rogers (1969-71)
 Glenn Rogers Jr. (1988-90)
 Chase Rose (2013)
 Jeremy Rone (2002-04)
 Casey Rooney (1999-00)
 Marion Rosenblum (1941-42)
 Ryan Roskelly (1994-95)
 B.J. Ross (2013-16)
 Brandon Ross (2008)
 Greg Ross (1985-88)
 Mowbray Rowand (2000-02)
 Marcus Rucker (2009-12)
 Roy Rucker (1939-40)
 Sidney Rudes (1942)
 James Ruffell (1940)
 Jamaal Rufus (2003-06)
 Scott Rumley (1987-90)
Shaun Rupert (2016-)
 Ryan Ruschhaupt (1994)
 Bob Rush (1974-76)
 Joe Rushing (1966-67)
 Billy Russell (1953-54)
 Bobby Russell (1970-71)
 Brett Russell (2005-08)
 Glenn Russell (1959)
 John Ruth (1956-57)
 Billy Rutledge (1994)

S

Richard Saccoccia (1961-63)
 Shaun Sands (1995-96)
 Frank Sanders (1931-34)
 Greg Sanders (1980-83)
 Sugar Sanders (1999-01)
 Manny Santibanez (1995-98)
 Paul Savini (1973-75)
 Jeff Sawyer (1989-92)
 Tony Scarpino (1993-94)
 Pete Scatamacchia (1976-77, 1979)
 George Schaad (1949-50)
 Scott Scherer (1999-02)
 David Schlarbaum (1987-89)
 Bob Schmidt (1955-57)
 David Schmidt (1983-85)
 Shelby "Red" Schneider (1927)
 Charlie Scholes (1954-55)
 Chris Schuetz (2010-13)
 Harry Schuh (1962-64)
 Stephen Schuh (2003-06)
 Francis Schwaiger (1935-37)
 Gordon Scoggins (1938)
 Bill Scott (1961-63)
 Dell Scott (1981-82)
 Dontrinell Scott (2013)
 Jack Scott (1947-49)
 Ryan Scott (2003-06)
 Donald Scroggins (1963-65)
 Jeremy Scruggs (1996)
 Sammy Seals (1985-87)
 Mohammed Seisay (2010)
 Geddes Self (1958-59)
 Geddes Self Jr. (1982-84)
 Ron Sells (1995-98)
 Bill Sellers (1937)
 Jay Sentell (1952)
 Tony Semple (1991-93)
 Al Sermon (1998-00)

Keith Setler (1993-95)
 Andrew Settles (1947-48)
 Juan Settles (1986-87)
 Wallace Sexton (1962-63)
 Tim Seymour (1996-99)
 Kamal Shakir (1997-00)
 Demorrio Shank (1997-99, 2001)
 Reg Sharley (1964-66)
 Octavian Sharp (1984-86)
 John Shearer (1940-41)
 Wells Shearer (1914-16)
 Larry Shelley (1969-70)
 Jim Shelton (1954)
 Ron Sheppard (1974-75)
 Bob Sherlag (1963-65)
 Sam Sherrill (1948)
 David Sherrod (1998-99)
 Alan Shipman (1966-67)
 Keith Shirley (1985-88)
 Frank Simmons (1940-42)
 Micah Simmons (2012-15)
 Richard Simmons (1937)
 Jonathan Simpson (2008)
 Keith Simpson (1974-77)
 Jeremy Single (2010-12)
 Scott Singler (1992, 1994-95)
 Carlos Singleton (2006-09)
 Bud Sipfle (1975-78)
 John Shore (1924)
 Vincent Skillman (1924)
Mechane Slade (2016-)
 Jarvis Slaton (1997-00)
Christian Slaughter (2016-)
 Randy Smalley (1977)
 Farrell Skinner (1967)
 Andy Smith (2004-07)
 Butch Smith (1971-72)
 Cannon Smith (2010-12)
 Carroll Smith (1934-37)
 Dennis Smith (1978-80)
 Derek Smith (2009-11)
 Frank Smith (1979-82)
 Hank Smith (1924-27)
 Jack Smith (1967)
 Julius Smith (1948)
 Lance Smith (2009)
 Leo O. Smith (1935-36)
 Marcus Smith (1999-01)
 Palmer Smith (1969-71)
 Rod Smith (2004-06)
 Rusty Smith (1955)
 Sid Smith (1990-91)
Spencer Smith (2014-)
 Steve Smith (1987-90)
 Tom Smith (1981-83)
 Wade Smith (1999-02)
 Wesley Smith (2003-06)
 Wil Smith (1936)
 Claude Smithmier (1947, 1949-50)
 George Sneed (1948-49)
 Rick Snider (1978-80)
 Glenn Snodgrass (1976-78)
 Guy Snyder (1921)
 Michael Snyder (2003-06)
 Bill Solomon (1971-73)
 Richard Sorsby (1916)
 Jack Sorrells (1940)

Keith Spann (1993-96)
 Danny Sparkman (1983-85)
 Ricky Sparkman (1983-87)
 Quitman Spaulding (1993-95)
 Jim Spitchley (1950-51)
 Michael Spurlock (2003-06)
 Tyler Spurlock (2012)
 John Stanek (1948-50, 1952)
 Joe Stanley (1989-92)
 Michael Stannard (2012, 2014-15)
 Mike Stark (1969-71)
 George Stapleton (1980-82)
 Alton Starr (2006-09)
 Laverne Steedley (1957-58)
 Curtis Steele (2008-09)
 Robert Steeples (2012)
 Jai Steib (2012-13)
 Walt Stephens (1984)
 Harber Stephenson (1942)
 Quincy Stephenson (1999-01)
 Harold Sterling (1958-59)
 Wood Stevens (1965-67)
 Clark Stevenson (1988-89)
 Brandon Stewart (2004-05)
 James Stewart (1976-79)
 Jason Stewart (2014-16)
 Jeremy Stewart (1995-98)
 Caspor Stiles (1996-99)
 Pat Stiles (1994-97)
 John Stoddard (1988)
 George Stone (1950-51)
 Michael Stone (1998-00)
 Rick Strawbridge (1970-71)
 David Strickland (1955-56)
 Anthony Strong (1983-86)
 Bill Strong (1951)
 Cody Stubblefield (2007-08)
 Neil Suber (1998-01)
 Terrie Sudduth (1978-80)
 Mellio Sulipeck (1964-65)
 Andy Summerlin (2011)
 Phillip Sumpter (2014-16)
 Glenn Sumter (1998-01)
 Brent Sutherland (2007-08)
 Phil Sutherland (1980-82)
 Ned Suttle (1953-54)
Ernest Suttles (2014-)
 Duron Sutton (1995-96)
 Dick Swain (1929)

T

Joe Tague (1972)
 Tom Talbot (1970-71)
 Frank Talerico (1956-57)
Trevon Tate (2015-)
 Rex Tatum (1955-56)
 Clifton Taylor (1971-73)
 Ed Taylor (1972-73)
 Eric Taylor (2000-03)
 Hal Taylor (1956-58)
Patrick Taylor Jr. (2016-)
 Sheldon Taylor (2002-03)
 Tony Taylor (1951-53)
 Bob Teer (1936)
 Leonard Teixeira (1969)
 Luis Tejada (1994)
 Greg Terrell (2006-09)
 Coot Terry (2000-03)

Dashaughn Terry (2014-15)
 Roger Terry (2009)
 Charles Thomas (1942)
 Daniel Thomas (2010-11)
 Dave Thomas (2006-07)
 Jim Thomas (1983-85)
 Marvin Thomas (1993-96)
 Michael Thomas (1977-80)
 Oscar Thomas (1953)
 Sam Thomas (2013-14)
 Terrence Thomas (2010-11)
 Tristan Thomas (2001-04)
 Brent Thompson (1987)
 Burll Thompson (1923)
 DeAndre Thompson (2012)
 Don Thompson (1955)
 Ed Thompson (1928-29)
 James Thompson (1972-73)
 John Thompson (1985-86)
 Justin Thompson (2009-10)
 Knox Thompson (1948-49)
 Reginald Thompson (1983-85)
 Tommy Thompson (1971-73)
 Troy Thompson (1989-90)
 Doss Thorne (1923)
 Royster Thurman (1916)
 Rick Thurow (1967-69)
 Tom Thweatt (1972)
 Brent Todd (2007-08)
 Jerry Todd (1967-69)
 Brett Toney (2007-09)
 Darrel Torbeft (1977-79)
 Bub Tracy (1923)
 Rusty Trail (1987-89)
 Butch Travis (1962-64)
 Reggie Travis (2011-12)
 Lish Trice (1989-90)
 Ken Trocki (1972-74)
 Frank Trotter (2008-11)
 Nick Tsatsaronis (2000)
 Don Tubbs (1952-53)
 Albert Tucker (1933-36)
 Brandon Tucker (1997-99)
 Robert Tucker (1915)
 Mike Turkiewicz (1986)
 Ellis Turner (1983-84)
 Haiden Turner (1935-36)
 Jack Turner (1955-57)
 Steven Turner (2006-09)
 Tom Twitty (1952-53)
 Fulford (Tombstone) Tyson (1924)

U

Tyler Usetlon (2014-15)

V

Jamere Valentine (2012-13)
 Ken Valentine (1970-71)
 Duane Vandborg (1993-94)
 Brian Vanderheyden (1978-80)
 Russell Van Dyke (1923)
 Johnny Van Vulpen (1940)
 David Vaughn (1968-70)
 Elmer Vaughn (1937-38)
 Kimbrough Vaughn (1937-38)
 Newell Vaughn (1941)
 Eduardo Vega (1990)

ALL-TIME LETTERWINNERS

Jay Verna (1976-77)
 Scott Vogel (2001-04)
 Tommy Vollmar (1999)
 Richard Vollmer (1959)
 Russell Vollmer (1961-63)
 Greg Voran (1976-77)

W

Charles Walker (1992)
 Jeff Walker (1982-85)
 Johnny Walker (1982-83)
 Otis Walker (1926-29)
 Tommy Walker (2007, 2009-11)
 John Wallace (1941)
 Ray Wallace (1972-73)
 Tearris Wallace (2014-16)
 Tom Wallace (1965-67)
 -Wallace (1913)
 Charles Walsh (1915-16)
 Bobby Ward (1973)
 Gene Ward (1964-65)
 Jerry Ward (1952-53)
 Keydrin Ward (1998-99)
 Marquis Warford (2013)
 Brandon Washington (2008)
 Henry Washington (2002)
 LaVale Washington (2002-05)
 Todd Washington (2010)
 Hugh Washburn (1914-16,
 1919)
 Anthony Watson (2012-13)
 Preston Watts (1940-42)
 Austin Weaver (2010-12)
 Josh Weaver (2006-09)
 Stan Weaver (1981-83)
 Fred Webb (1976-78)
 Ray Webb (1968-70)
 Von Webb (2002, 2004)
 Pete Wedel (1952)
 Wayne Weedon (1977-79)
 Pete Weeks (1968-69)
 W.D. Weeks (1970)
 Ed Weldon (1961-62)
 Nykiren Wellington (2013-14)
 James West (1937-38)
 Marcus West (2002-05)
 Turner West (2007-09)
 Dernice Wherry (1999-01)
 Blake Whiddon (2005)
 Brett Whiddon (1991-93)
 Travis Whitaker (1997)
 Darron White (2001-04)
 Gerald White (1986-89)
 James White (1986-87)
 Jeff White (1981-84)
 John White (1966-67)
 Keith White (1947-50)
 Ryan White (1998-01)
Shareef White (2014-)
 William White (1915)
 Olen Whitely (2003-05)
 Glenn Whiteman (1974-75)
 Don Whitlock (1961-62)
 Doug Whittaker (2001-02)
 Vance Whittaker (1972)
 Glenn Whittmore (1971-73)
 Andy Whitwell (1986-88)
 Raymond Wiles (1947)

Tony Wiley (1980-82)
 James Wilhite (1914-15)
 Britton Wilkins (1993-96)
 Alex Williams (1949-50)
 Bobby Williams (1974-76)
 Brian Williams (1994)
 Chad Williams (1992-93)
 Cooper Williams (2015-16)
 DeAngelo Williams (2002-05)
 Earnest Williams (2005-08)
 Fred Williams (1968)
 Ian Williams (1997-98, 2000)
 Jeremy Williams (1990-93)
John "Pop" Williams (2016-)
 Larry Williams (1965-67)
 Punkin Williams (1983-84)
 Richard Williams (1979-82)
 Ryan Williams (2005-07)
 Ryan Williams (2010)
 Stevie D. Williams (1990-93)
 Tony Williams (1993-96)
 Freddie Williamson (1953)
 Patrick Willis (1998-00)
 Charles Wilson (1986-88)
 Eric Wilson (1982)
Jonathan Wilson (2016-)
 Nelson Wilson (1934)
 Paul Wilson (1970-72)
 Rolin Wilson (1914-16, 1919)
 Victor Wimpee (1958-59)
 Danny Wimprine (2001-04)
 Frank Wims (2015)
 Ricky Windom (1988-90)
 Patrick Winfield (2014)
 Charlie Wing (1949-50)
 Ferris Wing (1949-50, 1952-53)
 Francis Winkler (1965-67)
 Dion Witty (2012-15)
 Jeff Womack (1982, 1984-86)
 Andy Wood (1987-90)
 Wayne Wood (1950-51)
Dustin Woodard (2016-)
 Andre Woods (1993-94, 1996)
 Jerome Woods (1994-95)
 Joel Woods (1984)
 Doug Woodlief (1963-64)
 Bill Wright (1968-70)
 Bryan Wright (2008-10)
 Cedric Wright (1980-83)
 James Earl Wright (1958-61)
 John Wallace Wright (1961-64)
 Keith Wright (1974-77)
 Kevin Wright (2011)
 Larry Wright (1954-55)
 Lummy Wright (1973-75)
 Thomas Wright (1934)
 Lynn Wroblewski (1966-67)
 Bruce Wyatt (1924)

Y

Anthony Young (2014-)
 Bobby Young (1956)
 Carl Young (1953)
 Damon Young (1985-88)
 Jerry Young (1981-82)
 Robby Young (2014-16)
 Roberto Young (2000)

Z

Vinny Zaccario (2008)
 Billy Zarecor (1937-38)
 Mike Zdancewicz (1975-77)
 Charles Zuendel (1942)

2017 MEMPHIS FOOTBALL

ALL-TIME SERIES RECORD

OPPONENT	FIRST GAME	LAST GAME	W	L	T
ABILENE CHRISTIAN	1954	1961	3	0	1
AKRON	2005	2005	1	0	0
ALABAMA	1958	1991	1	7	0
ARKANSAS	1992	1998	3	2	0
ARKANSAS COLLEGE	1922	1932	2	2	0
ARKANSAS MONTICELLO	1938	1938	1	0	0
ARKANSAS STATE	1914	2013	29	24	5
ARKANSAS TECH	1956	1957	2	0	0
ARMY	1985	2002	4	1	0
ATHENS COLLEGE	1948	1948	1	0	0
AUBURN	1975	2015	2	1	0
AUSTIN PEAY STATE	1937	2014	8	0	0
BETHEL COLLEGE (Tenn.)	1922	1933	7	4	2
BOWLING GREEN	2004	2016	2	1	0
BYU	2014	2014	1	0	0
CARUTHERSVILLE JC (Mo.)	1929	1931	2	0	1
CENTENARY COLLEGE	1947	1947	1	0	0
CENTRAL ARKANSAS	1920	1936	1	2	1
CINCINNATI	1966	2016	21	13	0
CITADEL	1958	1962	2	1	0
COLORADO STATE	1974	1974	1	0	0
CONNECTICUT	2013	2014	1	1	0
CUMBERLAND COLLEGE	1928	1938	2	1	0
DELTA STATE	1927	1949	9	4	1
DETROIT	1962	1962	1	0	0
DRAKE	1972	1972	0	1	0
DUKE	2012	2013	0	2	0
EAST CAROLINA	1990	2012	6	15	0
EAST CENTRAL OKLAHOMA	1951	1951	1	0	0
EAST TENNESSEE STATE	1956	1957	2	0	0
FLORIDA	1988	1989	1	1	0
FLORIDA ATLANTIC	2007	2007	0	1	0
FLORIDA STATE	1959	1990	7	10	1
FREED-HARDEMAN	1933	1933	1	0	0
FURMAN	1961	1961	0	1	0
GEORGIA	1982	1984	0	2	0
GEORGIA TECH	1980	1982	1	2	0
HALL-MOODY (UT-Martin)	1924	1925	0	2	0
HARDIN-SIMMONS	1960	1961	2	0	0
HENDRIX COLLEGE	1923	1925	1	2	0
HOUSTON	1963	2016	10	15	0
JACKSONVILLE STATE (Ala.)	1937	2007	2	0	0
JONESBORO COLLEGE	1924	1930	4	0	1
KANSAS	2015	2016	2	0	0
KANSAS STATE	1949	1973	1	2	0
KENTUCKY	1953	1957	0	4	0
LAMBUTH COLLEGE	1926	1931	3	1	0
LITTLE ROCK COLLEGE	1920	1929	1	3	0
LIVINGSTON STATE	1941	1941	1	0	0
LOUISIANA COLLEGE	1936	1958	5	3	0
UL-Monroe (Northeast La.)	1979	2000	1	1	0
LOUISIANA TECH	1936	1959	5	5	0
LOUISVILLE	1948	2013	19	24	0
MARSHALL	2005	2012	2	6	0
MAYFIELD COLLEGE	1927	1928	2	0	0
McNEESE STATE	1964	1965	2	0	0
MIAMI (Fla.)	1969	1996	1	2	0
MICHIGAN	1995	1995	0	1	0
MICHIGAN STATE	1997	1997	0	1	0
MIDDLE TENNESSEE	1925	2014	9	17	1
MILLSAPS	1930	1941	2	2	0

OPPONENT	FIRST GAME	LAST GAME	W	L	T
MINNESOTA	1997	1998	0	2	0
MISSISSIPPI	1921	2016	11	49	2
MISSISSIPPI STATE	1951	2011	11	33*	0
MISSOURI	1991	1999	1	2	0
MISSOURI STATE	1923	2015	2	1	0
MISSOURI-ROLLA (Mines)	1947	1948	1	1	0
MURRAY STATE	1924	2002	10	9	3
NAVY	2015	2016	0	2	0
NICHOLLS STATE	2008	2008	1	0	0
NORTH CAROLINA	1983	1984	0	2	0
NEW MEXICO	1986	1986	0	1	0
NORTH TEXAS STATE	1952	1980	16	4	0
OUACHITA	1942	1942	0	1	0
RHODES (Southwestern)	1922	1941	2	6	0
RICE	2007	2012	2	2	0
SAN JOSE STATE	1971	1971	1	0	0
SMU	1976	2016	6	3	0
SOUTH CAROLINA	1963	1972	2	2	0
SOUTHEASTERN LOUISIANA	1942	1953	1	2	0
SOUTHEAST MISSOURI ST	1929	2016	3	1	2
SOUTHERN CALIFORNIA	1991	1991	1	0	0
SOUTHERN MISS (Miss. Teachers)	1935	2012	22	40	1
SOUTHWESTERN LA. (UL-Lafayette)	1950	1996	9	4	0
SPRINGFIELD STATE	1923	1942	1	1	0
STEPHEN F. AUSTIN	1959	1959	1	0	0
SUNFLOWER JC	1928	1934	3	0	0
TAMPA	1948	1964	3	0	0
TEMPLE	2013	2016	2	2	0
TENNESSEE	1968	2010	1	22	0
TENNESSEE-CHATTANOOGA	1942	2006	12	5	0
UT MARTIN (Tenn JC; see Hall-Moody)	1928	2013	6	1	0
TENNESSEE TECH	1931	2003	10	7	4
TEXAS A&M	1978	1979	0	2	0
TEXAS-ARLINGTON	1960	1962	2	0	0
TCU	2002	2002	0	1	0
TRINITY	1955	1956	0	2	0
TROY STATE	1937	1941	4	1	0
TULANE	1954	2016	21	11	1
TULSA	1961	2016	16	11	0
UAB	1997	2012	5	10	0
UCF	1990	2013	1	9	0
UCLA	2014	2014	0	1	0
UNION UNIVERSITY	1916	1950	10	13	0
USF	2001	2016	5	4	0
UTAH STATE	1965	1977	4	3	0
UTEP	2005	2010	3	1	0
VANDERBILT	1950	1989	5	7	0
VMI	1960	1960	1	0	0
VIRGINIA TECH	1970	1985	3	3	0
WAKE FOREST	1964	1967	2	2	0
WASHINGTON UNIV. (Mo.)	1949	1950	2	0	0
WEST TEXAS STATE	1963	1971	6	0	0
WESTERN KENTUCKY	1933	2016	2	3	1
WICHITA STATE	1968	1980	10	0	0

108 MAJOR OPPONENTS: 426-470-28

ALL-TIME SERIES RESULTS

ABILENE CHRISTIAN

MEMPHIS LEADS 3-0-1

1954	T	6-6	at Memphis
1959	W	13-7	at Memphis
1960	W	55-6	at Memphis
1961	W	35-55	at Memphis

AKRON

MEMPHIS LEADS 1-0-0

2005	W	38-31	at Detroit
------	---	-------	------------

ALABAMA

ALABAMA LEADS 7-1-0

1958	L	14-0	at Tuscaloosa
1959	L	14-7	at Tuscaloosa
1983	L	44-13	at Tuscaloosa
1985	L	28-9	at Memphis
1986	L	37-0	at Tuscaloosa
1987	W	13-10	at Memphis
1989	L	35-7	at Birmingham
1991	L	10-7	at Memphis

ARKANSAS

MEMPHIS LEADS 3-2-0

1992	W	22-6	at Memphis
1993	W	6-0	at Little Rock
1994	W	16-15	at Memphis
1995	L	27-20	at Little Rock
1998	L	23-9	at Memphis

ARKANSAS COLLEGE

TIED 2-2-0

1922	L	13-0	at Batesville
1924	L	49-0	at Batesville
1932	W	20-0	at Batesville
1933	W	18-6	at Batesville

ARKANSAS-MONTICELLO

MEMPHIS LEADS 1-0-0

1938	W	50-0	at Memphis
------	---	------	------------

ARKANSAS STATE

MEMPHIS LEADS 29-24-5

1914	L	18-6	at Jonesboro
1915	L	41-0	at Jonesboro
1916	L	27-0	at Jonesboro
1917	L	19-0	at Jonesboro
1918	W	37-6	at Jonesboro
1919	L	6-0	at Jonesboro
1920	L	13-0	at Jonesboro
1921	L	19-0	at Jonesboro
1922	W	68-0	at Memphis
1923	W	6-0	at Jonesboro
1925	L	19-0	at Jonesboro
1926	L	7-0	at Memphis
1927	L	9-6	at Memphis
1928	W	19-14	at Memphis
1929	W	6-0	at Jonesboro
1930	L	13-6	at Memphis
1931	L	14-6	at Jonesboro
1932	L	12-6	at Memphis
1933	T	0-0	at Jonesboro
1934	W	18-0	at Memphis
1935	L	18-0	at Jonesboro

ARKANSAS STATE

MEMPHIS LEADS 29-24-5

1938	W	38-2	at Jonesboro
1939	L	7-6	at Memphis
1947	T	19-19	at Memphis
1948	W	34-13	at Memphis
1949	W	61-7	at Jonesboro
1950	W	60-7	at Memphis
1953	L	20-0	at Memphis
1954	W	26-7	at Memphis
1955	L	21-20	at Memphis
1956	W	34-0	at Memphis
1957	W	34-0	at Memphis
1975	L	29-10	at Memphis
1980	W	24-3	at Memphis
1982	W	12-0	at Memphis
1983	T	14-14	at Memphis
1984	W	17-2	at Memphis
1986	L	30-10	at Memphis
1987	T	21-21	at Memphis
1988	W	9-7	at Memphis
1989	L	17-13	at Memphis
1990	T	24-24	at Memphis
1991	W	31-21	at Memphis
1992	W	37-7	at Memphis
1993	W	45-3	at Memphis
1994	W	15-6	at Memphis
1997	W	38-9	at Memphis
1998	W	35-19	at Memphis
1999	W	31-26	at Memphis
2000	W	19-17	at Jonesboro
2003	W	38-16	at Memphis
2004	W	47-35	at Jonesboro
2006	L	26-23	at Memphis
2007	L	35-31	at Jonesboro
2008	W	29-17	at Memphis
2011	L	47-3	at Jonesboro
2012	L	33-28	at Jonesboro
2013	W	31-7	at Memphis

ARKANSAS TECH

MEMPHIS LEADS 2-0-0

1956	W	32-21	at Memphis
1957	W	20-6	at Memphis

ARMY

MEMPHIS LEADS 4-1-0

1985	L	49-7	at West Point
1999	W	14-10	at Memphis
2000	W	26-16	at West Point
2001	W	42-10	at Memphis
2002	W	38-10	at Memphis

ATHENS COLLEGE

MEMPHIS LEADS 1-0-0

1948	W	45-0	at Athens
------	---	------	-----------

AUBURN

MEMPHIS LEADS 2-1-0

1975	W	31-20	at Auburn
1976	W	28-27	at Memphis
2015	L	31-10	at Birmingham

AUSTIN PEAY STATE

MEMPHIS LEADS 8-0-0

1937	W	26-0	at Memphis
1940	W	40-0	at Memphis
1941	W	26-0	at Clarksville
1947	W	40-0	at Memphis
1956	W	42-19	at Memphis
1957	W	41-0	at Memphis
2011	W	27-6	at Memphis
2014	W	63-0	at Memphis

BETHEL COLLEGE

MEMPHIS LEADS 7-4-2

1922	W	26-0	at McKenzie
1923	W	12-0	at Memphis
1924	L	6-0	at McKenzie
1925	L	7-0	at McKenzie
1926	L	13-0	at Memphis
1927	W	27-13	at Memphis
1928	T	0-0	at Memphis
1929	W	10-0	at McKenzie
1930	W	20-0	at Memphis
1931	T	0-0	at McKenzie
	W	6-0	at Memphis
1932	L	6-0	at Memphis
1933	W	20-13	at McKenzie

BOWLING GREEN STATE

MEMPHIS LEADS 2-1-0

2004	L	52-35	at Mobile, Ala.
2015	W	44-41	at Bowling Green
2016	W	77-3	at Memphis

BYU

MEMPHIS LEADS 1-0-0

2014	W	55-48	at Miami, Fla.
------	---	-------	----------------

CAROTHERSVILLE JC

MEMPHIS LEADS 2-0-1

1929	W	26-0	at Memphis
1930	W	25-13	at Memphis
1931	T	0-0	at Caruthersville

CENTENARY COLLEGE

MEMPHIS LEADS 1-0-0

1947	W	26-7	at Memphis
------	---	------	------------

CENTRAL ARKANSAS

CENTRAL ARKANSAS LEADS 2-1-1

1922	T	0-0	at Conway
1923	W	14-7	at Conway
1935	L	19-0	at Memphis
1936	L	54-0	at Conway

CINCINNATI

MEMPHIS LEADS 21-13-0

1966	W	26-14	at Memphis
1967	W	17-0	at Memphis
1969	W	52-6	at Cincinnati
1970	W	14-10	at Memphis
1971	W	45-21	at Cincinnati
1972	W	29-24	at Memphis
1973	W	17-13	at Cincinnati
1974	W	13-7	at Memphis
1975	L	13-3	at Cincinnati
1978	L	34-14	at Memphis
1979	W	23-17	at Memphis
1980	L	14-10	at Cincinnati
1981	L	38-7	at Cincinnati
1982	L	16-7	at Memphis
1983	W	43-10	at Cincinnati
1984	W	47-7	at Memphis
1989	W	34-17	at Cincinnati
1992	W	34-14	at Memphis
1993	L	23-20	at Cincinnati
1994	W	26-3	at Memphis
1995	L	28-3	at Cincinnati
1996	W	18-16	at Memphis
1997	L	20-17	at Cincinnati
1998	W	41-23	at Memphis
1999	W	21-13	at Cincinnati
2000	L	10-13 (ot)	at Memphis
2001	L	36-34	at Memphis
2002	L	48-10	at Cincinnati

NON-COLLEGIATE SERIES RECORDS

OPPONENT	FIRST GAME	LAST GAME	W	L	T
ARKANSAS NORMAL	1920	1920	0	1	0
BLYTHEVILLE HIGH (Ark.)	1922	1922	0	0	1
BOLTON AGRICULTURAL COL.	1912	1914	2	0	0
CASTLE HGTS. MILITARY INST.	1918	1918	0	1	0
CENTRAL HIGH (Memphis)	1913	1919	1	6	0
CENTRAL-MUS ALL-STARS	1918	1918	0	1	0
CHRISTIAN BROTHERS COLLEGE	1912	1922	2	3	0
FIRST BTN TN NAT'L GUARD	1915	1915	1	0	0
FORD KILWINGTON	1921	1921	1	0	0
HAYWOOD COUNTY HIGH	1915	1921	2	0	1
INDEPENDENTS	1915	1915	1	0	0
JACKSON HIGH (Tenn.)	1914	1917	2	1	0
MCKENZIE-McTYIERE PREP	1919	1919	0	1	0
MEMPHIS NAVY	1950	1950	1	0	0
MISSISSIPPI HEIGHTS	1923	1924	1	1	0
MISSISSIPPI RESERVES	1914	1914	0	1	0
MEMPHIS UNIV. SCHOOL	1912	1922	1	7	1
NATC (Navy Millington)	1947	1948	1	1	0
OSCEOLA (AR) ATHLET. CLUB	1914	1914	1	0	0
PARAGOULD HIGH (Ark.)	1920	1920	0	1	0
PENSACOLA NAVY (Fla.)	1947	1949	2	1	0
QUANTICO MARINES	1965	1966	1	1	0
SOMERVILLE HIGH (Tenn.)	1913	1916	4	0	0
TECH HIGH (Memphis)	1921	1921	1	0	0
TENNESSEE DOCTORS (Memphis)	1923	1926	0	3	0
TENNESSEE RESERVES	1921	1921	0	0	1
TUPELO (Miss.) MILITARY INST	1922	1922	1	0	0
VOCATIONAL HIGH (Memphis)	1919	1919	1	0	0
WILSON HIGH (Ark.)	1921	1922	1	0	1

ALL-TIME RECORD: 444-497-33

ALL-TIME SERIES RESULTS

CINCINNATI

MEMPHIS LEADS 21-13-0

2003	W	21-16	at Memphis
2004	L	49-10	at Cincinnati
2013	L	34-21	at Memphis
2014	W	41-14	at Cincinnati
2015	W	53-46	at Memphis
2016	W	34-7	at Cincinnati

THE CITADEL

MEMPHIS LEADS 2-1-0

1958	L	28-26	at Memphis
1961	W	40-0	at Memphis
1962	W	60-13	at Charleston

COLORADO STATE

MEMPHIS LEADS 1-0-0

1974	W	20-18	at Fort Collins
------	---	-------	-----------------

CONNECTICUT

SERIES TIED 1-1-0

2013	L	45-10	at East Hartford
2014	W	41-10	at Memphis

CUMBERLAND COLLEGE

MEMPHIS LEADS 2-1-0

1928	L	6-0	at Lebanon
1929	W	12-6	at Memphis
1938	W	68-0	at Memphis

DELTA STATE

MEMPHIS LEADS 9-4-1

1927	W	21-0	at Memphis
1928	W	12-0	at Cleveland
1929	T	0-0	at Memphis
1930	L	7-0	at Cleveland
1931	L	32-6	at Memphis
1932	W	13-0	at Cleveland
1935	W	30-0	at Memphis
1936	L	33-7	at Cleveland
1937	L	19-14	at Memphis
1938	W	8-0	at Cleveland
1939	W	7-0	at Memphis
1940	W	7-0	at Cleveland
1941	W	23-7	at Memphis
1949	W	47-0	at Memphis

DETROIT

MEMPHIS LEADS 1-0-0

1962	W	33-8	at Memphis
------	---	------	------------

DRAKE

DRAKE LEADS 1-0-0

1972	L	23-7	at Memphis
------	---	------	------------

DUKE

DUKE LEADS 2-0-0

2012	L	38-14	at Durham
2013	L	28-14	at Memphis

EAST CAROLINA

ECU LEADS 15-6-0

1990	L	24-17	at Memphis
1991	L	20-13	at Greenville
1992	W	42-7	at Memphis
1993	W	34-7	at Greenville
1994	L	30-6	at Memphis
1995	L	31-17	at Greenville
1996	L	20-10	at Memphis
1997	L	32-10	at Greenville
1998	L	34-31	at Memphis
2000	W	17-10	at Memphis

EAST CAROLINA

ECU LEADS 15-6-0

2001	L	32-11	at Greenville
2003	W	41-24	at Memphis
2004	W	38-35	at Greenville
2005	W	27-24	at Memphis
2006	L	35-20	at Greenville
2007	L	56-40	at Memphis
2008	L	30-10	at Greenville
2009	L	38-19	at Memphis
2010	L	49-27	at Greenville
2011	L	35-17	at Memphis
2012	L	41-7	at Greenville

EAST CENTRAL OKLAHOMA

MEMPHIS LEADS 1-0-0

1951	W	61-0	at Memphis
------	---	------	------------

EAST TENNESSEE STATE

MEMPHIS LEADS 2-0-0

1956	W	32-12	at Johnson City
1957	W	24-7	at Memphis

FLORIDA

TIED 1-1-0

1988	W	17-11	at Gainesville
1989	L	38-13	at Memphis

FLORIDA ATLANTIC

FAU LEADS 1-0-0

2007	L	44-27	at New Orleans
------	---	-------	----------------

FLORIDA STATE

FLORIDA STATE LEADS 10-7-1

1959	W	16-6	at Memphis
1967	L	26-7	at Memphis
1968	L	20-10	at Tallahassee
1969	W	28-26	at Tallahassee
1970	W	16-12	at Memphis
1973	W	13-10	at Tallahassee
1974	W	42-14	at Memphis
1975	W	17-14	at Tallahassee
1976	W	21-12	at Memphis
1977	L	30-9	at Tallahassee
1979	L	66-17	at Tallahassee
1980	L	24-3	at Memphis
1981	L	10-5	at Tallahassee
1984	T	17-17	at Memphis
1985	L	19-10	at Tallahassee
1987	L	41-24	at Tallahassee
1989	L	57-20	at Tallahassee
1990	L	35-3	at Orlando

FREED-HARDEMAN

MEMPHIS LEADS 1-0-0

1933	W	51-0	at Memphis
------	---	------	------------

FURMAN

FURMAN LEADS 1-0-0

1961	L	7-6	at Memphis
------	---	-----	------------

GEORGIA

GEORGIA LEADS 2-0-0

1982	L	34-3	at Athens
1984	L	13-3	at Memphis

GEORGIA TECH

GEORGIA TECH LEADS 2-1-0

1980	L	17-8	at Atlanta
1981	W	28-15	at Atlanta
1982	L	24-20	at Memphis

HARDIN-SIMMONS

MEMPHIS LEADS 2-0-0

1960	W	42-7	at Memphis
1961	W	56-0	at Memphis

HENDRIX COLLEGE

HENDRIX COLLEGE LEADS 2-1-0

1923	W	9-6	at Conway
1924	L	51-0	at Conway
1925	L	54-6	at Conway

HOUSTON

HOUSTON LEADS 15-10-0

1963	W	29-6	at Memphis
1966	W	14-13	at Houston
1967	L	35-18	at Houston
1968	L	27-7	at Memphis
1971	L	35-7	at Memphis
1973	L	35-21	at Memphis
1974	L	13-10	at Houston
1975	W	14-7	at Memphis
1978	W	17-3	at Memphis
1996	L	37-20	at Houston
1997	W	24-3	at Memphis
1998	L	35-14	at Houston
2000	L	30-33(3ot)	at Memphis
2001	W	52-33	at Houston
2002	L	26-21	at Memphis
2003	W	45-14	at Houston
2004	W	41-14	at Memphis
2005	W	35-20	at Houston
2006	L	23-20 (ot)	at Memphis
2009	L	55-14	at Houston
2010	L	56-17	at Memphis
2013	L	25-15	at Houston
2014	L	28-24	at Memphis
2015	L	34-35	at Houston
2016	W	48-44	at Memphis

JACKSONVILLE STATE

MEMPHIS LEADS 2-0-0

1937	W	46-0	at Memphis
2007	W	35-14	at Memphis

JONESBORO COLLEGE

MEMPHIS LEADS 4-0-1

1924	W	33-6	at Memphis
1925	T	0-0	at Jonesboro
1926	W	19-0	at Jonesboro
1927	W	48-0	at Memphis
1930	W	73-0	at Memphis

KANSAS

MEMPHIS LEADS 2-0-0

2015	W	55-23	at Lawrence
2016	W	43-7	at Memphis

KANSAS STATE

KANSAS STATE LEADS 2-1-0

1949	W	20-7	at Memphis
1971	L	28-21	at Memphis
1973	L	21-16	at Manhattan

KENTUCKY

KENTUCKY LEADS 4-0-0

1953	L	20-7	at Lexington
1954	L	33-7	at Lexington
1955	L	41-7	at Lexington
1957	L	53-7	at Lexington

LAMBUTH COLLEGE

MEMPHIS LEADS 3-1-0

1926	L	7-0	at Jackson
1927	W	20-7	at Memphis
1930	W	14-6	at Jackson
1931	W	13-0	at Memphis

LITTLE ROCK COLLEGE

LITTLE ROCK LEADS 3-1-0

1920	L	41-0	at Little Rock
1923	L	3-0	at Little Rock
1926	L	48-14	at Little Rock
1929	W	32-6	at Memphis

LIVINGSTON STATE

MEMPHIS LEADS 1-0-0

1941	W	38-0	at Memphis
------	---	------	------------

LOUISIANA COLLEGE

MEMPHIS LEADS 5-3-0

1936	L	12-0	at Memphis
1937	L	7-0	at Pineville
1938	W	14-6	at Memphis
1939	L	19-15	at Pineville
1940	W	26-13	at Memphis
1949	W	27-0	at Memphis
1950	W	25-12	at Pineville
1958	W	27-14	at Memphis

UL-LAFAYETTE (SOUTHWESTERN LA.)

MEMPHIS LEADS 9-4-0

1950	W	20-0	at Memphis
1951	W	41-7	at Lafayette
1967	W	28-6	at Memphis
1967	W	41-6	at Lafayette
1984	W	20-7	at Memphis
1985	W	37-6	at Lafayette
1986	L	26-10	at Memphis
1987	L	31-7	at Lafayette
1988	W	20-3	at Memphis
1990	W	20-6	at Memphis
1993	L	17-15	at Lafayette
1995	W	33-19	at Memphis
1996	L	13-9	at Lafayette

LOUISIANA-MONROE (NORTHEAST LA.)

TIED 1-1-0

1979	L	21-20	at Memphis
2000	W	28-0	at Memphis

LOUISIANA TECH

TIED 5-5-0

1936	L	46-0	at Ruston
1942	L	33-7	at Memphis
1948	L	20-14	at Ruston
1950	W	6-0	at Memphis
1951	W	26-14	at Memphis
1952	L	26-7	at Ruston
1953	W	13-7	at Memphis
1957	W	17-7	at Ruston
1958	W	26-12	at Memphis
1959	L	10-8	at Ruston

LOUISVILLE

LOUISVILLE LEADS 24-19-0

1948	W	13-7	at Memphis
1952	W	29-25	at Memphis
1961	W	28-13	at Louisville
1962	W	49-0	at Memphis
1963	W	25-0	at Louisville
1964	W	34-0	at Memphis
1968	W	44-14	at Louisville
1969	W	69-19	at Memphis

ALL-TIME SERIES RESULTS

LOUISVILLE

LOUISVILLE LEADS 24-19-0

1970	L	40-27	at Louisville
1971	L	26-20	at Memphis
1972	L	17-0	at Louisville
1973	W	28-21	at Memphis
1974	W	16-10	at Louisville
1975	W	41-7	at Memphis
1976	W	26-14	at Louisville
1977	L	14-13	at Memphis
1978	W	29-22	at Louisville
1979	W	10-6	at Memphis
1980	L	38-14	at Louisville
1981	L	14-7	at Memphis
1982	L	38-19	at Memphis
1983	W	45-7	at Louisville
1986	L	34-8	at Louisville
1987	W	43-8	at Memphis
1988	L	29-18	at Louisville
1989	L	40-10	at Memphis
1990	L	19-17	at Louisville
1991	W	35-7	at Memphis
1992	L	16-15	at Louisville
1993	L	54-28	at Memphis
1994	L	10-6	at Louisville
1995	L	17-7	at Memphis
1996	L	13-10	at Louisville
1997	W	21-20	at Memphis
1998	L	35-32	at Louisville
1999	L	32-31	at Memphis
2001	L	38-21	at Louisville
2002	L	38-32	at Memphis
2003	W	37-7	at Louisville
2004	L	56-49	at Memphis
2008	L	35-28	at Memphis
2010	L	56-0	at Louisville
2013	L	24-17	at Louisville

MARSHALL

MARSHALL LEADS 6-2-0

2005	W	26-3	at Memphis
2006	L	41-27	at Huntington
2007	W	24-21	at Memphis
2008	L	17-16	at Huntington
2009	L	27-16	at Memphis
2010	L	28-13	at Huntington
2011	L	23-22	at Memphis
2012	L	38-28	at Huntington

MAYFIELD COLLEGE

MEMPHIS LEADS 2-0-0

1927	W	7-0	at Memphis
1928	W	34-0	at Mayfield

MCNEESE STATE

MEMPHIS LEADS 2-0-0

1964	W	23-0	at Memphis
1965	W	28-0	at Lake Charles

MIAMI (FLA.)

MIAMI LEADS 2-1-0

1969	W	26-13	at Memphis
1993	L	41-17	at Miami
1996	L	30-7	at Memphis

MICHIGAN

MICHIGAN LEADS 1-0-0

1995	L	24-7	at Ann Arbor
------	---	------	--------------

MICHIGAN STATE

MICHIGAN STATE LEADS 1-0-0

1997	L	51-21	at East Lansing
------	---	-------	-----------------

MIDDLE TENNESSEE

MIDDLE TENNESSEE LEADS 17-9-1

1925	L	57-7	at Murfreesboro
1926	L	27-0	at Memphis
1927	L	47-7	at Murfreesboro
1928	T	13-13	at Memphis
1931	L	15-0	at Murfreesboro
1932	L	6-0	at Memphis
1933	W	20-6	at Murfreesboro
1934	W	18-0	at Memphis
1935	L	35-0	at Murfreesboro
1936	L	19-0	at Memphis
1937	L	20-6	at Murfreesboro
1938	W	25-7	at Memphis
1939	W	25-6	at Murfreesboro
1940	W	14-7	at Memphis
1941	L	13-12	at Murfreesboro
1942	L	21-13	at Memphis
1947	L	20-0	at Murfreesboro
1948	W	13-0	at Memphis
1953	L	26-20	at Murfreesboro
1954	W	27-7	at Memphis
2007	L	21-7	at Memphis
2009	L	31-14	at Murfreesboro
2010	W	24-17	at Memphis
2011	L	38-31	at Murfreesboro
2012	L	48-30	at Memphis
2013	L	17-15	at Murfreesboro
2014	W	36-17	at Memphis

MILLSAPS COLLEGE

TIED 2-2-0

1930	L	40-0	at Jackson
1938	W	19-0	at Memphis
1939	L	2-0	at Memphis
1941	W	21-6	at Memphis

MINNESOTA

MINNESOTA LEADS 2-0-0

1997	L	20-17	at Memphis
1998	L	41-14	at Minneapolis

MISSISSIPPI

OLE MISS LEADS 48-12-2

1921	L	82-0	at Oxford
1934	L	44-0	at Oxford
1935	L	92-0	at Oxford
1939	L	46-7	at Oxford
1940	L	38-7	at Oxford
1942	L	48-0	at Oxford
1949	L	40-7	at Memphis
1950	L	39-7	at Memphis
1951	L	32-0	at Memphis
1952	L	54-6	at Memphis
1954	L	51-0	at Memphis
1955	L	39-6	at Memphis
1956	L	26-0	at Memphis
1958	L	17-0	at Memphis
1959	L	43-0	at Oxford
1960	L	31-20	at Memphis
1962	L	21-7	at Memphis
1963	T	0-0	at Memphis
1964	L	30-0	at Oxford
1965	L	34-14	at Memphis
1966	L	13-0	at Memphis
1967	W	27-17	at Memphis
1968	L	21-7	at Memphis
1969	L	28-3	at Oxford
1970	L	47-13	at Memphis
1971	L	49-21	at Memphis
1972	L	34-29	at Memphis
1973	W	17-13	at Jackson
1974	W	15-7	at Memphis
1976	W	21-16	at Memphis
1977	L	7-3	at Jackson

MISSISSIPPI

OLE MISS LEADS 48-12-2

1978	L	14-7	at Jackson
1979	L	38-34	at Memphis
1980	L	61-7	at Oxford
1981	L	7-3	at Memphis
1982	L	27-10	at Oxford
1983	W	37-17	at Memphis
1984	L	22-6	at Oxford
1985	T	17-17	at Memphis
1986	L	28-6	at Jackson
1987	W	16-10	at Memphis
1988	L	24-6	at Jackson
1989	L	20-13	at Memphis
1990	L	23-21	at Oxford
1991	L	10-0	at Memphis
1992	L	17-12	at Oxford
1993	W	19-3	at Memphis
1994	W	17-16	at Oxford
1995	L	34-3	at Memphis
1998	L	30-10	at Oxford
1999	L	3-0	at Memphis
2002	L	38-16	at Oxford
2003	W	44-34	at Memphis
2004	W	20-13	at Oxford
2005	L	10-6	at Memphis
2006	L	28-25	at Oxford
2007	L	23-21	at Memphis
2008	L	41-24	at Oxford
2009	L	45-14	at Memphis
2014	L	24-3	at Oxford
2015	W	37-24	at Memphis
2016	L	48-28	at Oxford

MISSISSIPPI STATE

MISSISSIPPI STATE LEADS 33-11-0

1951	L	27-20	at Memphis
1953	L	34-6	at Memphis
1954	L	27-7	at Starkville
1955	L	33-0	at Starkville
1957	L	10-6	at Starkville
1958	L	28-6	at Starkville
1959	L	28-23	at Starkville
1960	L	21-0	at Starkville
1961	L	23-16	at Memphis
1962	W	28-7	at Starkville
1963	W	17-10	at Memphis
1965	W	33-13	at Memphis
1974	L	29-28	at Memphis
1975	L	17-7	at Memphis
1976	L	42-33*	at Memphis
1977	W	21-13	at Memphis
1978	L	44-14	at Memphis
1979	W	14-13	at Jackson
1980	L	34-7	at Memphis
1981	L	20-3	at Jackson
1982	L	41-17	at Memphis
1983	W	30-13	at Starkville
1984	W	23-12	at Memphis
1985	L	31-28	at Starkville
1986	L	34-17	at Memphis
1987	L	9-6	at Starkville
1988	W	31-10	at Memphis
1989	L	35-10	at Starkville
1990	L	27-23	at Memphis
1991	W	28-23	at Starkville
1992	L	20-16	at Memphis
1993	W	45-35	at Starkville
1994	L	17-6	at Memphis
1995	L	28-18	at Starkville
1996	L	31-10	at Memphis
1997	L	13-10	at Starkville
1998	L	14-6	at Memphis
1999	L	13-10	at Starkville
2000	L	3-17	at Memphis
2001	L	30-10	at Starkville

MISSISSIPPI STATE

MISSISSIPPI STATE LEADS 33-11-0

2002	L	29-17	at Memphis
2003	L	35-27	at Starkville
2010	L	49-7	at Starkville
2011	L	59-14	at Memphis

*MSU win later forfeited by the NCAA

MISSOURI

MISSOURI LEADS 2-1-0

1991	L	31-21	at Columbia
1996	W	19-16	at Columbia
1999	L	27-17	at Memphis

MISSOURI-ROLLA (MINES)

TIED 1-1-0

1947	W	13-10	at Memphis
1948	L	6-0	at Rolla

MISSOURI STATE

MEMPHIS LEADS 2-1-0

1923	L	20-0	at Springfield
1942	W	6-0	at Springfield
2015	W	63-7	at Memphis

MURRAY STATE

MEMPHIS LEADS 10-9-3

1924	T	0-0	at Murray
1927	T	14-14	at Murray
1928	L	40-0	at Memphis
1929	W	27-13	at Murray
1930	W	10-0	at Memphis
1931	L	28-2	at Murray
1932	L	6-2	at Memphis
1936	L	20-6	at Memphis
1937	L	19-0	at Murray
1940	L	35-6	at Murray
1941	L	31-6	at Murray
1942	W	21-0	at Memphis
1947	L	14-7	at Murray
1948	L	26-14	at Memphis
1949	W	34-6	at Murray
1950	W	23-6	at Murray
1952	W	34-7	at Memphis
1953	W	20-0	at Murray
1954	W	34-6	at Memphis
1955	W	20-7	at Murray
1985	T	10-10	at Memphis
2002	W	52-6	at Memphis

NAVY

NAVY LEADS 2-0-0

2015	L	45-20	at Memphis
2016	L	42-28	at Annapolis

NEW MEXICO

NEW MEXICO LEADS 1-0-0

1986	L	20-13	at Memphis
------	---	-------	------------

NICHOLLS STATE

MEMPHIS LEADS 1-0-0

2008	W	31-10	at Memphis
------	---	-------	------------

NORTH CAROLINA

NORTH CAROLINA LEADS 2-0-0

1983	L	24-10	at Chapel Hill
1984	L	30-27	at Memphis

NORTH TEXAS

MEMPHIS LEADS 16-4-0

1952	L	38-14	at Memphis
------	---	-------	------------

ALL-TIME SERIES RESULTS

NORTH TEXAS

MEMPHIS LEADS 16-4-0

1960	W	44-0	at Denton
1961	W	41-0	at Memphis
1962	W	14-6	at Denton
1963	W	21-0	at Memphis
1965	W	28-0	at Denton
1967	W	29-20	at Memphis
1968	W	30-12	at Denton
1969	W	15-13	at Memphis
1970	W	28-7	at Denton
1971	W	47-8	at Memphis
1972	W	7-6	at Denton
1973	W	24-3	at Memphis
1974	W	41-0	at Denton
1975	W	21-19	at Memphis
1977	L	20-19	at Memphis
1978	L	41-24	at Denton
1979	W	22-0	at Memphis
1980	L	29-10	at Memphis
2003	W	27-17	at New Orleans

OUACHITA

OUACHITA LEADS 1-0-0

1942	L	32-7	at Memphis
------	---	------	------------

RHODES (SOUTHWESTERN)

RHODES LEADS 6-2-0

1922	W	26-0	at Memphis
1923	W	15-0	at Memphis
1925	L	31-6	at Memphis
1926	L	27-6	at Memphis
1927	L	26-6	at Memphis
1928	L	47-0	at Memphis
1940	L	34-0	at Memphis
1941	L	13-7	at Memphis

RICE

TIED 2-2-0

2007	W	38-35	at Houston
2008	L	42-35	at Memphis
2011	L	28-6	at Houston
2012	W	14-10	at Memphis

SAN JOSE STATE

MEMPHIS LEADS 1-0-0

1971	W	28-9	at Pasadena
------	---	------	-------------

SMU

MEMPHIS LEADS 6-3-0

1976	W	27-13	at Memphis
2007	W	55-52 (3ot)	at Memphis
2008	W	31-26	at Dallas
2011	L	42-0	at Memphis
2012	L	44-13	at Dallas
2013	L	34-29	at Memphis
2014	W	48-10	at Dallas
2015	W	63-0	at Memphis
2016	W	51-7	at Dallas

SOUTH CAROLINA

TIED 2-2-0

1963	W	9-0	at Memphis
1966	W	16-7	at Columbus
1971	L	7-3	at Columbus
1972	L	34-7	at Columbus

SOUTHEASTERN LOUISIANA

SOUTHEASTERN LOUISIANA LEADS 2-1-0

1942	L	38-14	at Hammond
1952	L	28-25	at Memphis
1953	W	21-7	at Hammond

SOUTHEAST MISSOURI STATE

MEMPHIS LEADS 3-1-2

1929	T	0-0	at Memphis
1930	T	0-0	at Cape Girardeau
1932	W	7-0	at Cape Girardeau
1933	W	18-0	at Memphis
1934	L	6-0	at Cape Girardeau
2016	W	35-17	at Memphis

SOUTHERN CALIFORNIA

MEMPHIS LEADS 1-0-0

1991	W	24-10	at Los Angeles
------	---	-------	----------------

SOUTHERN MISS (MISS. TEACHERS)

SOUTHERN MISS LEADS 40-22-1

1935	L	12-0	at Memphis
1936	L	25-0	at Hattiesburg
1952	L	27-20	at Hattiesburg
1953	W	27-13	at Memphis
1954	L	34-21	at Hattiesburg
1955	L	34-14	at Memphis
1956	L	27-0	at Hattiesburg
1957	L	14-6	at Memphis
1958	L	24-22	at Hattiesburg
1959	W	21-6	at Memphis
1960	W	7-6	at Hattiesburg
1961	W	21-7	at Memphis
1962	W	8-6	at Memphis
1963	W	28-7	at Jackson
1964	L	20-14	at Memphis
1965	L	20-18	at Jackson
1965	L	21-16	at Jackson
1966	W	6-0	at Memphis
1967	W	24-8	at Jackson
1968	W	29-7	at Memphis
1969	W	37-7	at Memphis
1970	W	33-0	at Memphis
1971	W	27-12	at Memphis
1972	T	14-14	at Jackson
1973	L	13-10	at Memphis
1974	L	6-0	at Memphis
1975	L	21-7	at Memphis
1976	L	14-12	at Hattiesburg
1977	W	42-14	at Memphis
1978	L	13-10	at Memphis
1979	L	22-0	at Hattiesburg
1981	L	10-0	at Memphis
1982	L	34-14	at Hattiesburg
1983	L	27-20	at Memphis
1984	W	23-13	at Hattiesburg
1985	L	14-7	at Memphis
1986	L	14-9	at Hattiesburg
1987	L	17-14	at Memphis
1988	L	34-27	at Hattiesburg
1989	L	31-7	at Memphis
1990	L	23-7	at Hattiesburg
1991	W	17-12	at Memphis
1992	L	23-21	at Hattiesburg
1993	W	20-9	at Memphis
1994	L	20-3	at Hattiesburg
1995	L	17-9	at Memphis
1996	L	16-0	at Hattiesburg
1997	L	42-18	at Memphis
1998	L	45-3	at Hattiesburg
1999	L	20-5	at Memphis
2000	L	24-3	at Hattiesburg
2001	W	22-17	at Memphis
2002	L	33-14	at Hattiesburg
2003	L	23-6	at Hattiesburg
2004	W	30-26	at Memphis
2005	W	24-22	at Hattiesburg
2006	L	42-21	at Memphis
2007	W	29-26	at Hattiesburg
2008	W	36-30	at Memphis
2009	L	36-16	at Hattiesburg

SOUTHERN MISS (MISS. TEACHERS)

SOUTHERN MISS LEADS 40-22-1

2010	L	41-19	at Memphis
2011	L	44-7	at Hattiesburg
2012	W	42-24	at Memphis

STEPHEN F. AUSTIN

MEMPHIS LEADS 1-0-0

1959	W	25-6	at Memphis
------	---	------	------------

SUNFLOWER JC

MEMPHIS LEADS 3-0-0

1928	W	19-0	at Memphis
1929	W	20-0	at Memphis
1934	W	33-0	at Memphis

TAMPA

MEMPHIS LEADS 3-0-0

1948	W	43-16	at Memphis
1949	W	70-6	at Tampa
1964	W	13-0	at Tampa

TCU

TCU LEADS 1-0-0

2002	L	27-20	at Fort Worth
------	---	-------	---------------

TEMPLE

SERIES TIED 2-2-0

2013	L	41-21	at Memphis
2014	W	16-13	at Philadelphia
2015	L	31-12	at Philadelphia
2016	W	34-27	at Memphis

TENNESSEE

TENNESSEE LEADS 22-1-0

1968	L	24-17	at Knoxville
1969	L	55-16	at Memphis
1972	L	38-7	at Memphis
1974	L	34-6	at Knoxville
1976	L	21-14	at Memphis
1977	L	27-14	at Knoxville
1981	L	28-9	at Memphis
1982	L	29-3	at Knoxville
1984	L	41-9	at Knoxville
1985	L	17-7	at Memphis
1986	L	33-3	at Knoxville
1988	L	38-25	at Memphis
1991	L	52-24	at Knoxville
1992	L	26-21	at Memphis
1994	L	24-13	at Knoxville
1996	W	21-17	at Memphis
1999	L	17-16	at Knoxville
2000	L	19-17	at Memphis
2001	L	49-28	at Knoxville
2005	L	20-16	at Knoxville
2006	L	41-7	at Memphis
2009	L	56-28	at Knoxville
2010	L	50-14	at Memphis

TENNESSEE-CHATTANOOGA

MEMPHIS LEADS 12-5-0

1942	L	44-19	at Chattanooga
1950	W	26-8	at Chattanooga
1951	W	13-0	at Memphis
1952	L	23-6	at Chattanooga
1953	W	7-6	at Chattanooga
1955	L	25-7	at Chattanooga
1956	L	14-13	at Memphis
1957	L	7-0	at Chattanooga
1958	W	22-7	at Memphis
1959	W	15-9	at Chattanooga
1960	W	42-0	at Memphis
1961	W	41-13	at Chattanooga

TENNESSEE-CHATTANOOGA

MEMPHIS LEADS 12-5-0

1963	W	13-0	at Memphis
2001	W	43-10	at Memphis
2004	W	52-21	at Memphis
2005	W	59-14	at Memphis
2006	W	33-14	at Memphis

TENNESSEE-MARTIN

MEMPHIS LEADS 6-3-0

1924	L	26-0	at Memphis
1925	L	15-6	at Memphis
1928	W	60-0	at Memphis
1929	W	13-2	at Martin
1930	W	14-13	at Memphis
1932	W	6-0	at Memphis
2009	W	41-14	at Memphis
2012	L	20-17	at Memphis
2013	W	21-6	at Memphis

*Hail-Moody (1924-25)

*Tennessee JC (1928-32)

TENNESSEE TECH

MEMPHIS LEADS 10-7-4

1931	L	13-0	at Cookeville
1932	L	24-7	at Cookeville
1933	W	13-0	at Memphis
1934	T	0-0	at Cookeville
1935	T	0-0	at Memphis
1936	L	25-0	at Cookeville
1937	L	14-13	at Memphis
1938	W	26-13	at Cookeville
1939	L	15-0	at Memphis
1940	L	16-13	at Cookeville
1952	L	35-0	at Cookeville
1953	W	14-7	at Memphis
1954	T	25-25	at Cookeville
1955	W	20-12	at Memphis
1956	T	14-14	at Cookeville
1957	W	40-7	at Memphis
1958	W	13-0	at Cookeville
1959	W	14-3	at Memphis
1960	W	37-6	at Cookeville
1962	W	12-6	at Memphis
2003	W	40-10	at Memphis

TEXAS A&M

TEXAS A&M LEADS 2-0-0

1978	L	58-0	at College Station
1979	L	17-7	at Memphis

TEXAS-ARLINGTON

MEMPHIS LEADS 2-0-0

1960	W	35-0	at Memphis
1962	W	50-0	at Memphis

TRINITY COLLEGE

TRINITY COLLEGE LEADS 2-0-0

1955	L	6-0	at Memphis
1956	L	19-0	at San Antonio

TROY STATE

MEMPHIS LEADS 4-1-0

1937	L	12-6	at Memphis
1938	W	20-6	at Memphis
1939	W	13-7	at Troy
1940	W	31-7	at Troy
1941	W	32-0	at Memphis

TULANE

MEMPHIS LEADS 21-11-1

1954	T	13-13	at New Orleans
1976	W	14-7	at New Orleans

ALL-TIME SERIES RESULTS

TULANE

MEMPHIS LEADS 21-11-1

1977	W	27-9	at Memphis
1978	L	41-24	at New Orleans
1980	L	21-16	at New Orleans
1981	L	24-7	at Memphis
1982	L	17-10	at New Orleans
1983	W	28-25	at Memphis
1984	L	14-9	at New Orleans
1985	W	38-21	at Memphis
1986	L	15-6	at New Orleans
1987	W	45-36	at Memphis
1988	L	20-19	at New Orleans
1989	L	38-34	at New Orleans
1990	W	21-14	at Memphis
1992	W	62-20	at New Orleans
1994	W	13-0	at Memphis
1995	W	23-8	at New Orleans
1996	W	17-10	at Memphis
1997	L	26-14	at New Orleans
1998	L	41-31	at Memphis
1999	W	49-7	at New Orleans
2000	L	37-14	at New Orleans
2002	W	38-10	at Memphis
2003	W	41-9	at New Orleans
2004	W	49-24	at Memphis
2007	W	28-27	at New Orleans
2008	W	45-6	at Memphis
2011	W	33-17	at New Orleans
2012	W	37-23	at Memphis
2014	W	38-7	at New Orleans
2015	W	41-13	at Memphis
2017	W	24-14	at New Orleans

TULSA

MEMPHIS LEADS 16-11-0

1961	W	48-12	at Tulsa
1963	W	28-15	at Tulsa
1964	L	19-7	at Tulsa
1965	L	32-28	at Tulsa
1966	W	6-0	at Memphis
1968	W	32-6	at Tulsa
1969	W	42-24	at Memphis
1970	L	27-12	at Tulsa
1972	W	49-21	at Memphis
1973	W	28-16	at Memphis
1975	W	16-14	at Tulsa
1976	L	16-14	at Tulsa
1987	W	14-0	at Tulsa
1988	W	26-20	at Memphis
1990	W	22-10	at Tulsa
1991	L	33-28	at Memphis
1992	W	30-25	at Tulsa
1993	L	23-19	at Memphis
1994	W	42-18	at Tulsa
1995	W	10-7	at Memphis
2005	L	37-31 (ot)	at Tulsa
2006	L	35-14	at Memphis
2009	L	33-30 (ot)	at Tulsa
2010	L	48-7	at Memphis
2014	W	40-20	at Memphis
2015	W	66-42	at Tulsa
2016	L	59-30	at Memphis

UAB

UAB LEADS 10-5-0

1997	W	28-7	at Memphis
1999	W	38-14	at Birmingham
2000	L	13-9	at Birmingham
2001	L	17-14	at Memphis
2002	L	31-17	at Birmingham
2003	L	24-10	at Memphis
2004	L	35-28	at Birmingham
2005	L	37-20	at Memphis
2006	L	35-29	at Birmingham

UAB

UAB LEADS 10-5-0

2007	W	25-9	at Memphis
2008	W	33-30	at Birmingham
2009	L	31-21	at Memphis
2010	L	31-15	at Birmingham
2011	L	41-35	at Memphis
2012	W	46-9	at Birmingham

UCF

UCF LEADS 9-1-0

1990	W	37-28	at Memphis
2005	L	38-17	at Orlando
2006	L	26-24	at Memphis
2007	L	56-20	at Orlando
2008	L	28-21	at Memphis
2009	L	32-14	at Orlando
2010	L	37-17	at Memphis
2011	L	41-0	at Orlando
2012	L	35-17	at Memphis
2013	L	24-17	at Memphis

UCLA

UCLA LEADS 1-0-0

2014	L	42-35	at Pasadena
------	---	-------	-------------

UNION UNIVERSITY

UNION LEADS 13-10-0

1916	L	7-6	at Jackson
1917	W	14-6	at Jackson
1918	W	18-0	at Jackson
1919	L	7-0	at Jackson
1920	L	19-0	at Memphis
1921	L	28-7	at Jackson
1924	L	25-0	at Jackson
1925	L	50-13	at Jackson
1926	L	21-0	at Jackson
1933	W	7-0	at Jackson
1934	L	13-6	at Jackson
1935	L	33-0	at Memphis
1936	L	50-0	at Memphis
1937	W	13-2	at Jackson
1938	W	13-7	at Memphis
1939	L	13-12	at Jackson
1940	L	22-6	at Memphis
1941	W	7-6	at Jackson
1942	L	39-0	at Memphis
1947	W	21-0	at Jackson
1948	W	21-0	at Memphis
1949	W	35-0	at Jackson
1950	W	64-0	at Memphis

USF

MEMPHIS LEADS 5-4

2001	W	17-9	at Memphis
2002	L	31-28	at Tampa
2003	L	21-16	at Memphis
2004	W	31-15	at Tampa
2008	L	41-14	at St. Petersburg
2013	W	23-10	at Tampa
2014	W	31-20	at Memphis
2015	W	24-17	at Tampa
2016	L	49-42	at Memphis

UTAH STATE

MEMPHIS LEADS 4-3-0

1965	W	7-0	at Memphis
1967	L	28-14	at Logan
1969	W	40-0	at Logan
1970	L	15-12	at Memphis
1971	L	7-6	at Logan
1972	W	38-29	at Memphis
1977	W	31-26	at Memphis

UTEP

MEMPHIS LEADS 3-1-0

2005	W	27-20	at Memphis
2006	W	38-19	at El Paso
2009	W	35-20	at Memphis
2010	L	16-13	at El Paso

VANDERBILT

VANDERBILT LEADS 7-5-0

1950	L	29-13	at Memphis
1951	L	13-7	at Nashville
1978	W	35-14	at Memphis
1979	L	13-3	at Nashville
1980	L	14-10	at Memphis
1981	L	26-0	at Nashville
1982	L	24-14	at Memphis
1983	W	24-7	at Nashville
1986	W	22-21	at Nashville
1987	L	27-17	at Nashville
1988	W	28-9	at Memphis
1989	W	13-10	at Memphis

VMI

MEMPHIS LEADS 1-0-0

1960	W	21-8	at Memphis
------	---	------	------------

VIRGINIA TECH

TIED 3-3-0

1970	W	21-20	at Blacksburg
1973	W	49-16	at Memphis
1977	W	21-20	at Memphis
1981	L	17-13	at Blacksburg
1983	L	17-10	at Memphis
1985	L	31-10	at Blacksburg

WAKE FOREST

TIED 2-2-0

1964	W	23-14	at Memphis
1965	L	21-20	at Memphis
1966	L	21-7	at Winston Salem
1967	W	42-10	at Memphis

WASHINGTON UNIVERSITY (Mo.)

MEMPHIS LEADS 2-0-0

1949	W	34-0	at St. Louis
1950	W	54-0	at Memphis

WEST TEXAS STATE

MEMPHIS LEADS 6-0-0

1963	W	29-14	at Canyon
1964	W	41-0	at Memphis
1965	W	27-12	at Memphis
1966	W	26-14	at Canyon
1968	W	42-21	at Memphis
1971	W	30-0	at Memphis

WESTERN KENTUCKY

WESTERN KENTUCKY LEADS 3-2-1

1933	L	19-0	at Memphis
1934	T	0-0	at Bowling Green
1939	L	12-0	at Memphis
1951	W	38-0	at Memphis
1956	W	42-0	at Memphis
2016	L	51-31	at Boca Raton

WICHITA STATE

MEMPHIS LEADS 10-0-0

1968	W	40-18	at Memphis
1970	W	51-6	at Memphis
1972	W	58-14	at Memphis
1974	W	34-10	at Memphis
1975	W	13-7	at Wichita

WICHITA STATE

MEMPHIS LEADS 10-0-0

1976	W	31-0	at Memphis
1977	W	28-14	at Wichita
1978	W	26-13	at Memphis
1979	W	16-10	at Wichita
1980	W	6-0	at Memphis

TIGERS SCOREBOARD

1912

RECORD: 1-2-1; H: 1-2-1; A: 0-0-0
 COACH: CLYDE WILSON
 CAPTAIN: VICTOR DAVIS

T	H	0-0	Memphis Univ. School	10/5
W	H	13-0	Bolton Agricultural College	10/26
L	H	0-13	Christian Brothers College	11/8
L	H	0-2	Memphis Univ. School	11/16
13-15				

1913

RECORD: 1-2-0; H: 1-2-0; A: 0-0-0
 COACH: CLYDE WILSON
 CAPTAIN: ERROLL HAY

L	H	0-67	Central High (Memphis)	10/17
L	H	6-19	Memphis Univ. School	11/8
W	H	13-0	Somerville High (TN)	11/15
19-86				

1914

RECORD: 3-5-0; H: 1-2-0; A: 2-3-0
 COACH: CLYDE WILSON
 CAPTAIN: ERROLL HAY

W	A	14-0	Osceola Athletic Club	10/9
L	H	0-19	Central High (Memphis)	10/16
L	H	0-9	Christian Brothers College	10/24
L	A	6-18	Arkansas State	10/27
W	A	13-9	Bolton Agricultural College	10/31
W	H	26-0	Somerville High (TN)	11/7
L	A	0-31	Mississippi Reserves	11/20
L	A	6-16	Jackson High (TN)	11/25
65-102				

1915

RECORD: 4-3-0; H: 3-2-0; A: 1-1-0
 COACH: CLYDE WILSON & C.W. CULPEPPER
 CAPTAIN: HUGH WASHBURN

L	A	0-41	Arkansas State	10/8
W	H	75-0	Somerville High (TN)	10/16
L	H	0-59	Central High (Memphis)	10/22
W	H	53-18	Independents	10/30
L	H	0-14	Memphis Univ. School	11/5
W	H	45-0	First BTN TN National Guard	11/13
W	A	13-7	Haywood High (TN)	11/25
186-139				

1916

RECORD: 2-3-1; H: 2-1-0; A: 0-2-1
 COACH: TOM SHEA
 CAPTAIN: HUGH WASHBURN

W	H	115-0	Somerville High (TN)	10/14
W	H	24-0	Jackson High (TN)	10/21
T	A	7-7	Haywood High (TN)	10/27
L	A	6-7	Union University	11/11
L	H	0-49	Central High (Memphis)	11/19
L	A	0-27	Arkansas State	11/30
152-90				

1917

RECORD: 3-2-0; H: 2-1-0; A: 1-1-0
 COACH: V.M. 'BIC' CAMPBELL
 CAPTAIN: ROLLIN WILSON

L	A	0-19	Arkansas State	10/19
W	H	14-3	Jackson High (TN)	10/27
W	A	14-6	Union University	11/5
W	H	20-6	Memphis Univ. School	11/17
L	H	0-33	Central High (Memphis)	11/24
48-67				

1918

RECORD: 2-4-0; H: 0-4-0; A: 2-0-0
 COACH: JOHN CHILDERSON
 CAPTAIN: BETHEL FARNSWORTH

L	H	6-36	Castle Heights	11/2
L	H	0-11	Memphis Univ. School	11/9
L	H	0-30	Central High (Memphis)	11/16
W	A	18-0	Union University	11/23
W	A	37-6	Arkansas State	11/28
L	H	7-13	Central-MUS All-Stars	12/7
68-96				

1919

RECORD: 3-4-0; H: 3-1-0; A: 0-3-0
 COACH: V.M. 'BIC' CAMPBELL & BILL THWEATT
 CAPTAIN: BAXTER CRAWFORD

L	A	0-7	Union University	10/10
L	A	0-6	Arkansas State	10/17
W	H	27-0	Christian Brothers College	11/1
L	H	6-12	Memphis Univ. School	11/8
W	H	26-0	Central High (Memphis)	11/15
W	H	25-6	McKenzie High (TN)	11/21
L	A	7-35	McKenzie-McTyiere Prep	11/27
91-66				

1920

RECORD: 0-5-0; H: 0-1-0; A: 0-4-0
 COACH: ELMORE GEORGE
 CAPTAIN: FRED GRANTHAM

L	A	0-13	Arkansas State	10/11
L	H	0-19	Union University	10/23
L	A	0-41	Little Rock College	10/30
L	A	0-35	Arkansas Normal	11/1
L	A	7-35	Paragould High (AR)	11/11
7-143				

1921

RECORD: 4-5-1; H: 2-2-1; A: 2-3-0
 COACH: ROLLIN WILSON
 CAPTAIN: GRIFF DODDS

L	A	0-82	Mississippi	10/1
L	H	0-32	Memphis Univ. School	10/8
W	H	20-0	Ford Kilvington	10/15
L	A	7-28	Union University	10/28
W	H	13-6	Tech High (Memphis)	11/4
L	A	0-19	Arkansas State	11/11
L	H	13-25	Christian Brothers College	11/18
W	A	14-0	Wilson High (AR)	11/21
W	A	12-7	Haywood High (TN)	11/24
T	H	7-7	Tennessee Reserves	11/26
86-206				

1922

RECORD: 5-2-3; H: 4-1-0; A: 1-1-3
 COACH: LESTER BARNHARD
 CAPTAIN: CHARLEY GLASCOCK

W	H	6-0	Tupelo Military Institute	9/29
L	H	6-7	Memphis Univ. School	10/6
T	A	6-6	Blytheville High	10/13
T	A	0-0	Wilson High (AR)	10/15
L	A	0-13	Arkansas College	10/21
W	H	36-0	Christian Brothers College	10/27
T	A	0-0	Central Arkansas	11/3
W	H	26-0	Southwestern	11/10
W	H	68-0	Arkansas State	11/24
W	A	26-0	Bethel College	11/30
174-26				

1923

RECORD: 6-3-0; H: 3-1-0; A: 3-2-0
 COACH: LESTER BARNHARD
 CAPTAIN: RAY NEAL

L	A	0-20	Missouri State	9/29
L	H	7-19	Tennessee Doctors	10/6
W	A	9-6	Hendrix College	10/12
W	H	12-0	Bethel College	10/19
W	H	15-0	Southwestern	10/22
W	H	14-0	Mississippi Heights	10/25
W	A	6-0	Arkansas State	10/27
L	A	0-3	Little Rock College	11/3
W	A	14-7	Central Arkansas	11/10
77-55				

1924

RECORD: 1-7-1; H: 1-3-0; A: 0-4-1
 COACH: ZACH CURLIN
 CAPTAINS: RED ALLEN & GENE PACKARD

L	A	0-51	Hendrix College	10/3
L	A	0-49	Arkansas College	10/10
W	H	33-6	Jonesboro College	10/17
L	A	0-25	Union University	10/25
L	H	7-18	Mississippi Heights	10/31
L	A	0-6	Bethel College	11/15
L	H	0-26	Hall-Moody	11/22
L	H	0-58	Tennessee Doctors	11/23
T	A	0-0	Murray State	11/27
40-239				

1925

RECORD: 0-7-1; H: 0-2-0; A: 0-5-1
 COACH: ZACH CURLIN
 CAPTAIN: GENE PACKARD

T	A	6-6	Jonesboro College	9/25
L	A	13-50	Union University	10/3
L	A	0-19	Arkansas State	10/9
L	H	6-15	Hall-Moody	10/23
L	A	6-54	Hendrix College	10/29
L	A	0-7	Bethel College	11/6
L	A	7-57	Middle Tennessee State	11/13
L	H	6-31	Southwestern	11/26
44-239				

TIGERS SCOREBOARD

1926			
RECORD: 1-8-0; H: 0-5-0; A: 1-3-0			
COACH: ZACH CURLIN			
CAPTAIN: DUB JONES			
W	A	19-0	Jonesboro College 9/25
L	H	0-21	Tennessee Doctors 10/2
L	H	0-7	Arkansas State 10/9
L	A	0-7	Lambuth College 10/16
L	H	0-27	Middle Tennessee St. (HC) 10/22
L	H	0-13	Bethel College 10/29
L	A	0-21	Union University 11/6
L	H	6-27	Southwestern 11/13
L	A	14-48	Little Rock College 11/19
39-171			

1927			
RECORD: 5-3-1; H: 5-1-0; A: 0-2-1			
COACH: ZACH CURLIN			
CAPTAIN: GRAHAM CRAWFORD			
W	H	48-0	Jonesboro College 9/24
W	H	7-0	Will Mayfield 10/1
W	H	21-0	Delta State 10/8
L	A	7-47	Middle Tennessee State 10/14
W	H	27-13	Bethel College 10/22
W	H	20-7	Lambuth College 10/29
L	A	6-9	Arkansas State 11/5
L	H	6-26	Southwestern 11/12
T	A	14-14	Murray State 11/24
156-116			

1928			
RECORD: 5-3-2; H: 3-2-2; A: 2-1-0			
COACH: ZACH CURLIN			
CAPTAIN: GRAHAM CRAWFORD			
CONFERENCE: MISSISSIPPI VALLEY*			
W	H	19-0	Sunflower JC* 9/28
W	H	60-0	Tennessee JC* 10/6
W	A	12-0	Delta State* 10/13
W	A	34-0	Will Mayfield 10/19
T	H	13-13	Middle Tennessee State 10/26
W	H	19-14	Arkansas State 11/3
L	H	0-47	Southwestern 11/10
T	H	0-0	Bethel College* 11/16
L	H	0-40	Murray State* 11/24
L	A	0-6	Cumberland College 11/29
157-120			

1929			
RECORD: 8-0-2; H: 4-0-2; A: 4-0-0			
COACH: ZACH CURLIN			
CAPTAINS: SLICK HEADDEN & JOE KOCH			
CONFERENCE: MISSISSIPPI VALLEY*			
W	H	20-0	Sunflower JC* 9/27
T	H	0-0	Southeast Missouri State 10/4
W	H	26-0	Caruthersville JC 10/11
W	A	13-2	Tennessee JC* 10/19
W	H	12-6	Cumberland College 10/25
W	A	6-0	Arkansas State 11/1
W	A	10-0	Bethel College* 11/8
T	H	0-0	Delta State (HC)* 11/15
W	A	27-13	Murray State* 11/23
W	H	32-6	Little Rock College* 11/28
146-27			

1930			
RECORD: 6-3-1; H: 5-1-0; A: 1-2-1			
COACH: ZACH CURLIN			
CAPTAINS: JIMMY GRAHAM & SAM JOHNSON			
CONFERENCE: MISSISSIPPI VALLEY*			
L	A	0-40	Millsaps College 9/27
W	H	73-0	Jonesboro College 10/4
W	H	25-13	Caruthersville JC 10/11
W	A	14-6	Lambuth College 10/17
T	A	0-0	Southeast Missouri State 10/24
L	H	6-13	Arkansas State 11/1
L	A	0-7	Delta State* 11/8
W	H	20-0	Bethel College* 11/14
W	H	10-0	Murray State* 11/22
W	H	14-13	Tennessee JC* 11/28
162-92			

1931			
RECORD: 2-5-2; H: 1-2-0; A: 1-3-2			
COACH: ZACH CURLIN			
CAPTAIN: SAM JOHNSON			
CONFERENCE: MISSISSIPPI VALLEY*			
W	A	13-0	Lambuth College* 10/3
T	A	0-0	Bethel College* 10/9
T	A	0-0	Caruthersville JC 10/17
L	H	0-13	Tennessee Tech 10/24
L	A	6-14	Arkansas State 10/30
L	A	0-15	Middle Tennessee State 11/7
L	H	6-32	Delta State* 11/14
W	H	6-0	Bethel College* 11/20
L	A	2-28	Murray State* 11/27
33-102			

1932			
RECORD: 4-5-0; H: 1-4-0; A: 3-1-0			
COACH: ZACH CURLIN			
CAPTAINS: ANDY PORTER & STEVE MISKA			
CONFERENCE: MISSISSIPPI VALLEY*			
W	A	20-0	Arkansas College 10/1
L	H	0-6	Bethel College* 10/8
L	A	7-24	Tennessee Tech 10/15
W	A	7-0	Southeast Missouri State 10/21
L	H	6-12	Arkansas State 11/2
L	H	0-6	Middle Tennessee State 11/5
W	A	13-0	Delta State* 11/11
W	H	6-0	Tennessee JC (HC)* 11/19
L	H	2-6	Murray State* 11/24
61-54			

1933			
RECORD: 7-1-1; H: 3-1-0; A: 4-0-1			
COACH: ZACH CURLIN			
CAPTAINS: JACK DODDS & NAYLOR LITCHFIELD			
CONFERENCE: MISSISSIPPI VALLEY*			
W	H	18-0	Southeast Missouri State 9/30
W	A	20-13	Bethel College* 10/6
W	A	18-6	Arkansas College 10/12
W	H	51-0	Freed-Hardeman 10/21
L	H	0-19	Western Kentucky (HC) 10/28
W	A	20-6	Middle Tennessee State 11/3
W	H	13-0	Tennessee Tech 11/18
T	A	0-0	Arkansas State 11/24
W	A	7-0	Union University 11/30
147-44			

1934			
RECORD: 3-3-2; H: 3-0-0; A: 0-3-2			
COACH: ZACH CURLIN			
CAPTAIN: FRANK SANDERS			
CONFERENCE: MISSISSIPPI VALLEY*			
L	A	0-44	Mississippi 9/29
T	A	0-0	Western Kentucky 10/6
W	H	18-0	Arkansas State 10/13
L	A	0-6	S.E. Missouri State 10/19
L	A	6-13	Union University 10/26
W	H	18-0	Middle Tennessee St. (HC) 11/3
T	A	0-0	Tennessee Tech 11/16
W	H	33-0	Sunflower JC* 11/24
75-63			

1935			
RECORD: 1-6-1; H: 1-3-1; A: 0-3-0			
COACH: ZACH CURLIN			
CAPTAIN: CHRISTIAN PONTIUS			
CONFERENCE: SOUTHERN INTERCOLLEGIATE ATHLETIC ASSOC.*			
L	A	0-92	Mississippi 9/28
L	A	0-18	Arkansas State 10/4
L	H	0-19	Central Arkansas 10/12
L	A	0-35	Middle Tennessee State* 10/18
L	H	0-12	Mississippi Teachers 10/26
L	H	0-33	Union Univ. (HC)* 11/28
T	H	0-0	Tennessee Tech* 11/16
W	H	30-0	Delta State* 11/23
30-209			

1936			
RECORD: 0-9-0; H: 0-4-0; A: 0-5-0			
COACH: ZACH CURLIN			
CAPTAIN: CHRISTIAN PONTIUS			
CONFERENCE: SOUTHERN INTERCOLLEGIATE ATHLETIC ASSOC.*			
L	A	7-33	Delta State* 9/25
L	A	0-44	Louisiana Tech 10/2
L	A	0-25	Tennessee Tech 10/9
L	H	0-12	Louisiana College* 10/17
L	A	0-25	Mississippi Teachers 10/23
L	H	0-19	Middle Tennessee State* 10/31
L	H	6-20	Murray State* 11/7
L	A	0-54	Central Arkansas 11/14
L	H	0-50	Union Univ.* 11/21
13-282			

1937			
RECORD: 3-6-0; H: 2-3-0; A: 1-3-0			
COACH: ALLYN MCKEEN			
CAPTAIN: ROLAND MACMACKIN			
CONFERENCE: SOUTHERN INTERCOLLEGIATE ATHLETIC ASSOC.*			
L	A	6-20	Middle Tennessee* 9/24
W	H	26-0	Austin Peay 10/2
W	A	13-2	Union University* 10/8
L	H	14-19	Delta State* 10/16
L	A	0-7	Louisiana College* 10/23
W	H	46-0	Jacksonville State 10/29
L	A	0-19	Murray State* 11/5
L	H	13-14	Tennessee Tech (HC)* 11/12
L	H	6-12	Troy State* 11/19
124-93			

TIGERS SCOREBOARD

1938

RECORD: 10-0-0; H: 6-0-0; A: 4-0-0

COACH: ALLYN McKEEN

CAPTAIN: ROLAND MACMACKIN

CONFERENCE: SOUTHERN INTERCOLLEGIATE ATHLETIC ASSOC.*

W	A	19-0	Millsaps	9/16
W	H	14-6	Louisiana College*	9/24
W	A	38-2	Arkansas State	Oct.1
W	H	68-0	Cumberland College	10/7
W	H	25-7	Middle Tennessee State*	10/15
W	A	26-13	Tennessee Tech	10/21
W	H	50-0	Arkansas A&M (Monticello)	10/29
W	H	20-6	Troy State (HC)*	11/5
W	H	13-7	Union University*	11/11
W	A	8-0	Delta State*	11/18

281-41

1939

RECORD: 3-7-0; H: 1-4-0; A: 2-3-0

COACH: C.C. HUMPHREYS

CAPTAIN: NOT AVAILABLE

CONFERENCE: SOUTHERN INTERCOLLEGIATE ATHLETIC ASSOC.*

L	A	15-19	Louisiana College*	9/23
L	H	6-7	Arkansas State	9/29
L	A	12-13	Union University*	10/6
W	A	25-6	Middle Tennessee State*	10/13
L	H	0-12	Western Kentucky (HC)	10/21
L	H	0-15	Tennessee Tech*	10/28
W	A	13-7	Troy State*	11/3
W	H	7-0	Delta State*	11/11
L	A	7-46	Mississippi	11/18
L	H	0-2	Millsaps	11/25

85-127

1940

RECORD: 5-5-0; H: 3-3-0; A: 2-2-0

COACH: C.C. HUMPHREYS

CAPTAINS: JERRY BURNS & HANK FARINO

CONFERENCE: SOUTHERN INTERCOLLEGIATE ATHLETIC ASSOC.*

W	H	40-0	Austin Peay State	9/21
L	H	0-34	Southwestern	9/28
L	A	13-16	Tennessee Tech*	10/4
W	H	14-7	Middle Tennessee State*	10/12
W	H	26-13	Louisiana College (HC)*	10/19
W	A	7-0	Delta State*	10/26
W	A	31-7	Troy State*	11/2
L	A	6-35	Murray State*	11/9
L	H	7-38	#17 Mississippi	11/16
L	H	6-22	Union University*	11/23

150-172

1941

RECORD: 6-3-0; H: 4-1-0; A: 2-2-0

COACH: C.C. HUMPHREYS

CAPTAINS: LEWIS GLASS & KENNY BARKER

CONFERENCE: SOUTHERN INTERCOLLEGIATE ATHLETIC ASSOC.

L	H	7-13	Southwestern	9/23
W	H	21-6	Millsaps	10/3
W	H	38-0	Livingston State	10/11
W	A	7-6	Union University*	10/17
W	H	23-7	Delta State (HC)*	10/24
L	A	12-13	Middle Tennessee*	10/31

L	A	6-31	Murray State*	11/8
W	H	32-0	Troy State*	11/15
W	A	26-0	Austin Peay	11/21

172-76

1942

RECORD: 2-7-0; H: 1-4-0; A: 1-3-0

COACH: CHARLIE JAMERSON

CAPTAINS: PRESTON WATTS & FRANK SIMMONS

CONFERENCE: SOUTHERN INTERCOLLEGIATE ATHLETIC ASSOC.*

L	H	13-21	Middle Tennessee State*	9/24
L	H	7-32	Ouachita	10/2
W	A	6-0	Missouri State	10/9
L	H	0-39	Union University (HC)*	10/17
L	A	19-44	Chattanooga	10/24
L	A	0-48	Mississippi	10/31
W	H	21-0	Murray State*	11/5
L	A	14-38	Southeastern Louisiana	11/13
L	H	7-33	Louisiana Tech	11/21

87-255

1943-46

NO TEAMS DUE TO WORLD WAR II

1947

RECORD: 6-2-1; H: 4-0-1; A: 2-2-0

COACH: RALPH HATLEY

CAPTAIN: FRED MEDLING

L	A	0-20	Middle Tennessee State	9/25
W	H	13-0	Missouri-Rolla (Mines)	10/4
W	H	26-7	Centenary	10/11
L	A	7-14	Murray State	10/17
W	A	21-0	Union University	10/23
W	H	54-0	Pensacola Navy	11/1
W	A	58-0	NATTC	11/7
T	H	19-19	Arkansas State	11/17
W	H	40-0	Austin Peay State (HC)	11/22

238-60

1948

RECORD: 6-5-0; H: 5-1-0; A: 1-4-0

COACH: RALPH HATLEY

CAPTAIN: WILBURN GEORGE

L	A	0-6	Missouri-Rolla (Mines)	9/18
W	H	13-7	Louisville	9/25
L	H	14-26	Murray State	10/1
W	H	43-16	Tampa	10/9
L	A	21-27	Pensacola Navy	10/16
W	A	45-0	Athens College	10/23
W	H	21-0	Union University (HC)	10/30
W	H	13-0	Middle Tennessee State	11/6
L	A	0-14	NATTC	11/11
W	H	34-13	Arkansas State	11/19
L	A	14-20	Louisiana Tech	11/25

218-129

1949

RECORD: 9-1-0; H: 4-1-0; A: 5-0-0

COACH: RALPH HATLEY

CAPTAIN: HOLLOWAY CROMER

L	H	7-40	Mississippi	9/16
W	A	70-6	Tampa	9/23
W	A	34-0	Washington Univ. (MO)	10/1
W	H	47-0	Delta State	10/8

W	H	49-0	Pensacola Navy	10/15
W	H	21-14	Kansas State (HC)	10/22
W	A	34-6	Murray State	10/29
W	H	27-0	Louisiana College	11/5
W	A	61-7	Arkansas State	11/12
W	A	35-0	Union University	11/19

385-73

1950

RECORD: 9-2-0; H: 5-2-0; A: 4-0-0

COACH: RALPH HATLEY

CAPTAIN: ALEX WILLIAMS

W	H	64-0	Union University	9/16
L	H	7-39	Mississippi	9/22
W	H	76-7	Memphis Navy	9/30
W	A	26-8	Chattanooga	10/6
W	H	54-0	Washington (MO)	10/14
W	H	20-0	Southwestern La. (HC)	10/21
W	A	23-6	Murray State	10/28
W	A	25-12	Louisiana College	11/4
W	H	60-7	Arkansas State	11/11
L	H	13-29	Vanderbilt	11/18
W	A	6-0	Louisiana Tech	12/1

374-108

1951

RECORD: 5-3-0; H: 4-2-0; A: 1-1-0

COACH: RALPH HATLEY

CAPTAINS: PERCY ROBERTS & GENE MEADOWS

L	H	0-32	Mississippi	9/21
W	H	26-14	Louisiana Tech	10/6
W	A	41-7	Southwestern Louisiana	10/20
W	H	38-0	Western Kentucky (HC)	10/27
W	H	61-0	East Central Oklahoma	11/3
L	H	20-27	Mississippi State	11/10
W	H	13-0	Chattanooga	11/17
L	A	7-13	Vanderbilt	11/24

206-93

1952

RECORD: 2-7-0; H: 2-3-0; A: 0-4-0

COACH: RALPH HATLEY

CAPTAIN: RALPH MESSER & ROLAND EVELAND

L	H	6-54	Mississippi	9/19
L	A	20-27	Southern Miss	9/27
L	A	7-26	Louisiana Tech	10/4
W	H	34-7	Murray State	10/11
L	A	6-23	Chattanooga	10/17
L	H	14-38	North Texas State	10/25
W	H	29-25	Louisville (HC)	11/8
L	A	0-35	Tennessee Tech	11/15
L	H	25-28	Southeastern Louisiana	11/22

141-263

TIGERS SCOREBOARD

1953

RECORD: 6-4-0; H: 3-2-0; A: 3-2-0
 COACH: RALPH HATLEY
 CAPTAINS: OLLIE KELLER & TONY TAYLOR

L H	6-34	Mississippi State	9/19
W A	7-6	Chattanooga	9/25
W H	13-7	Louisiana Tech	10/3
W A	20-0	Murray State	10/10
W H	14-7	Tennessee Tech	10/17
L A	20-26	Middle Tennessee State	10/24
W H	27-13	Southern Miss	10/31
L H	0-20	Arkansas State (HC)	11/7
L A	7-20	#13 Kentucky	11/14
W A	21-7	Southeastern Louisiana	11/21

135-140

1954

RECORD: 3-4-3; H: 3-1-1; A: 0-3-2
 COACH: RALPH HATLEY
 CAPTAIN: BOB PATTERSON & NED SUTTLE

L A	7-27	Mississippi State	9/18
T A	13-13	Tulane	9/25
T H	6-6	Abilene Christian	10/2
W H	34-6	Murray State	10/9
T A	25-25	Tennessee Tech	10/16
W H	27-7	Middle Tennessee State	10/23
W H	26-7	Arkansas State (HC)	10/30
L H	0-51	#9 Mississippi	11/6
L A	7-33	Kentucky	11/13
L A	21-34	Southern Miss	11/20

166-209

1955

RECORD: 2-7-0; H: 1-4-0; A: 1-3-0
 COACH: RALPH HATLEY
 CAPTAINS: GERALD BUSH & JOE BILLINGS

L H	0-6	Trinity	9/24
L A	0-33	Mississippi State	10/1
W A	21-0	Murray State	10/8
W H	20-12	Tennessee Tech (HC)	10/15
L H	14-34	Southern Miss	10/21
L H	20-21	Arkansas State	10/29
L H	6-39	#15 Mississippi	11/5
L A	7-41	Kentucky	11/12
L A	7-25	Chattanooga	11/24

94-218

1956

RECORD: 5-4-1; H: 4-2-0; A: 1-2-1
 COACH: RALPH HATLEY
 CAPTAINS: ANDY NELSON & COTTON CLIFFORD

W H	32-21	Arkansas Tech	9/15
T A	14-14	Tennessee Tech	9/22
L A	0-19	Trinity	9/29
L H	13-14	Chattanooga	10/6
W H	42-19	Austin Peay State	10/13
L A	0-27	Southern Miss	10/20
W H	42-0	Western Kentucky (HC)	10/27
W H	34-0	Arkansas State	11/3
L H	0-26	Mississippi	11/10
W A	32-12	East Tennessee State#	11/22

209-152 #Burley Bowl

1957

RECORD: 6-4-0; H: 5-1-0; A: 1-3-0
 COACH: RALPH HATLEY
 CAPTAINS: FRANK MASSA & REX TATUM

W H	20-6	Arkansas Tech	9/21
L A	6-10	Mississippi State	9/28
W H	41-0	Austin Peay State	10/5
W H	40-7	Tennessee Tech	10/12
L H	6-14	Southern Miss (HC)	10/19
L A	7-53	Kentucky	11/2
W H	34-0	Arkansas State	11/9
W A	17-7	Louisiana Tech	11/16
W H	24-7	East Tennessee State	11/23
L A	0-7	Chattanooga	11/28

195-111

1958

RECORD: 4-5-0; H: 3-2-0; A: 1-3-0
 COACH: BILLY J. MURPHY
 CAPTAINS: ED RANDOLPH & LAVERNE STEEDLEY

L H	0-17	#6 Mississippi	9/20
W A	13-0	Tennessee Tech	9/27
L A	22-24	Southern Miss	10/4
L A	6-28	Mississippi State	10/11
L H	26-28	The Citadel (HC)	10/18
W H	22-7	Chattanooga	10/25
W H	26-12	Louisiana Tech	11/1
W H	27-14	Louisiana College	11/8
L A	0-14	Alabama	11/22

142-144

1959

RECORD: 6-4-0; H: 5-0-0; A: 1-4-0
 COACH: BILLY J. MURPHY
 CAPTAIN: JOHN LEE

W H	25-6	Stephen F Austin	9/19
W H	14-3	Tennessee Tech	9/26
L A	0-43	#3 Mississippi	10/3
W H	13-7	Abilene Christian	10/10
W H	16-6	Florida State (HC)	10/17
L A	23-28	Mississippi State	10/24
W H	21-6	Southern Miss	10/31
L A	8-10	Louisiana Tech	11/14
L A	7-14	#17 Alabama	11/21
W A	15-9	Chattanooga	11/26

142-13

1960

RECORD: 8-2-0; H: 5-1-0; A: 3-1-0
 COACH: BILLY J. MURPHY
 CAPTAINS: WAYNE ARMSTRONG & MILLER MATTHEWS

W H	35-0	Texas-Arlington	9/17
W A	37-6	Tennessee Tech	9/24
L H	20-31	#1 Mississippi	10/1
W A	44-0	North Texas State	10/8
W H	42-7	Hardin-Simmons (HC)	10/15
L A	0-21	Mississippi State	10/22
W H	21-8	VMI	10/29
W H	55-6	Abilene Christian	11/5
W H	42-0	Chattanooga	11/12
W A	7-6	Southern Miss	11/18

303-85

1961

RECORD: 8-2-0; H: 5-2-0; A: 3-0-0
 COACH: BILLY J. MURPHY
 CAPTAIN: DON COFFEY & JACK CARTER

W H	40-0	The Citadel	9/16
W A	48-12	Tulsa	9/23
W H	56-0	Hardin-Simmons	9/30
W A	28-13	Louisville	10/7
W H	21-7	Southern Miss	10/14
W H	35-0	Abilene Christian (HC)	10/21
L H	16-23	Mississippi State	10/28
L H	6-7	Furman	11/4
W H	41-0	North Texas State	11/11
W A	41-13	Chattanooga	11/23

332-75

1962

RECORD: 8-1-0; H: 5-1-0; A: 3-0-0
 COACH: BILLY J. MURPHY
 CAPTAINS: JERRY BELL & WAYNE EVANS

W H	12-6	Tennessee Tech	9/15
L H	7-21	#6 Mississippi	9/22
W A	14-6	North Texas State	9/29
W H	49-0	Louisville	10/6
W H	8-6	Southern Miss (HC)	10/13
W A	28-7	Mississippi State	10/27
W A	60-13	The Citadel	11/10
W H	50-0	Texas-Arlington	11/17
W H	33-8	Detroit	11/24

261-67

1963

RECORD: 9-0-1; H: 5-0-1; A: 4-0-0
 COACH: BILLY J. MURPHY
 CAPTAIN: RICHARD SACCOCCIA

W A	28-7	Southern Miss	9/14
T H	0-0	#2 Mississippi	9/21
W A	28-15	Tulsa	10/5
W H	21-0	North Texas State	10/12
W A	29-14	West Texas State	10/19
W H	17-10	Mississippi State	10/26
W A	25-0	Louisville	11/2
W H	9-0	South Carolina (HC)	11/9
W H	13-0	Chattanooga	11/16
W H	29-6	Houston	11/30

199-56

1964

RECORD: 5-4-0; H: 4-1-0; A: 1-3-0
 COACH: BILLY J. MURPHY
 CAPTAINS: CHUCK BROOKS & BOB FINNAMORE

L A	0-30	#1 Mississippi	9/19
W A	13-0	Tampa	10/3
L H	14-20	Southern Miss	10/10
W H	41-0	West Texas State	10/17
W H	23-0	McNeese State	10/24
W H	23-14	Wake Forest	10/31
L A	7-19	Tulsa	11/7
W H	34-0	Louisville (HC)	11/14
L A	18-20	Southern Miss	11/21

173-103

TIGERS SCOREBOARD

1965

RECORD: 5-5-0; H: 3-2-0; A: 2-3-0
 COACH: BILLY J. MURPHY
 CAPTAINS: DON McCLARD, BILLY FLETCHER, HARRY DAY

L	H	14-34	Mississippi	9/18
L	A	16-21	Southern Miss	9/25
L	A	28-32	Tulsa	10/9
W	H	33-13	#9 Mississippi State (HC)	10/16
W	A	28-0	McNeese State	10/23
W	H	27-12	West Texas State	10/30
W	H	7-0	Utah State	11/6
W	A	28-0	North Texas State	11/13
L	H	20-21	Wake Forest	11/20
L	A	14-20	Quantico	11/27

215-153

1966

RECORD: 7-2-0; H: 4-1-0; A: 3-1-0
 COACH: BILLY J. MURPHY
 CAPTAIN: NOT AVAILABLE

L	H	0-13	Mississippi	9/17
W	A	16-7	South Carolina	9/24
W	H	6-0	Southern Miss	10/1
W	H	20-14	Quantico	10/15
W	H	6-0	Tulsa (HC)	10/22
W	A	26-14	West Texas State	10/29
L	A	7-21	Wake Forest	11/12
W	H	26-14	Cincinnati	11/19
W	A	14-13	Houston	11/26

121-96

1967

RECORD: 6-3-0; H: 5-1-0; A: 0-2-0; N: 1-0-0
 COACH: BILLY J. MURPHY
 CAPTAIN: TOM WALLACE & BUBBA WINKLER

W	H	27-17	Mississippi	9/23
W	H	17-0	Cincinnati	9/30
L	A	14-28	Utah State	10/7
W	H	42-10	Wake Forest	10/14
W	H	28-6	Southwestern Louisiana	10/21
W	N	24-8	Southern Miss (Jackson)	10/28
L	H	7-26	Florida State (ABC) (HC)	11/4
L	A	18-35	Houston	11/11
W	H	29-20	North Texas State	11/25

206-150

1968

RECORD: 6-4-0; H: 3-2-0; A: 3-2-0
 COACH: BILLY J. MURPHY
 CAPTAIN: NOT AVAILABLE
 CONFERENCE: MISSOURI VALLEY*

L	H	7-21	Mississippi	9/21
L	A	17-24	#16 Tennessee	9/28
W	A	30-12	North Texas State*	10/5
W	H	42-21	West Texas State	10/12
L	A	10-20	Florida State	10/19
W	H	29-7	Southern Miss (HC)	10/26
W	A	32-6	Tulsa*	11/2
L	H	7-27	#13 Houston	11/9
W	H	40-18	Wichita State*	11/16
W	A	44-14	Louisville*	11/30

258-170

1969

RECORD: 8-2-0; H: 5-1-0; A: 3-1-0
 COACH: BILLY J. MURPHY
 CAPTAIN: NOT AVAILABLE
 CONFERENCE: MISSOURI VALLEY*

L	A	3-28	#9 Mississippi	9/20
W	H	15-13	North Texas State*	9/27
L	H	16-55	#10 Tennessee	10/4
W	A	52-6	Cincinnati*	10/11
W	H	26-13	Miami (FL)	10/18
W	A	40-0	Utah State	10/25
W	H	42-24	Tulsa* (HC)	11/1
W	H	37-7	Southern Miss	11/8
W	A	28-26	Florida State*^	11/15
W	H	69-19	Louisville*	11/22

328-191 ^ designated conference game

1970

RECORD: 6-4-0; H: 4-2-0; A: 2-2-0
 COACH: BILLY J. MURPHY
 CAPTAIN: NOT AVAILABLE
 CONFERENCE: MISSOURI VALLEY*

L	H	13-47	#5 Mississippi	9/19
W	A	21-20	Virginia Tech	9/26
L	A	12-27	Tulsa*	10/3
W	H	16-12	Florida State (HC)	10/17
W	A	28-7	North Texas State	10/24
W	H	33-0	Southern Miss	10/31
L	A	27-40	Louisville*	11/7
W	H	51-6	Wichita State*	11/14
L	H	12-15	Utah State	11/21
W	H	14-10	Cincinnati*	11/28

227-184

1971

RECORD: 5-6-0; H: 3-5-0; A: 1-1-0; N: 1-0-0
 COACH: BILLY J. MURPHY
 CAPTAINS: MIKE STARK, CHARLIE BABB, PAUL GOWEN
 CONFERENCE: MISSOURI VALLEY*

W	H	30-0	West Texas State*	9/11
L	H	21-49	Mississippi	9/18
L	H	3-7	South Carolina	10/2
L	H	20-26	Louisville*	10/9
L	A	6-7	Utah State	10/16
W	H	27-12	Southern Miss*	10/23
W	A	45-21	Cincinnati*	10/30
L	H	7-35	#19 Houston (HC)	11/6
W	H	47-8	North Texas State*	11/13
L	H	21-28	Kansas State	11/20
W	N	28-9	San Jose State #	12/18

255-202 #Pasadena Bowl
 *Designated MVC game.

1972

RECORD: 5-5-1; H: 4-3-0; A: 1-2-0; N: 0-0-1
 COACH: FRED PANCOAST
 CAPTAINS: TOM PARKER & CAREY MULWEE
 CONFERENCE: MISSOURI VALLEY*

L	H	29-34	#19 Mississippi	9/16
L	H	7-23	Drake*	9/23
L	A	7-34	South Carolina	9/30
L	H	7-38	#10 Tennessee	10/7
W	H	38-29	Utah State (HC)	10/14
W	A	7-6	North Texas State	10/21
W	H	49-21	Tulsa	10/28

W	H	58-14	Wichita State*	11/4
W	H	49-24	Cincinnati*	11/11
L	A	0-17	Louisville*	11/18
T	N	14-14	Southern Miss (Jackson)	12/2

265-254

1973

RECORD: 8-3-0; H: 4-2-0; A: 3-1-0; N: 1-0-0
 COACH: FRED PANCOAST
 CAPTAINS: NOT AVAILABLE

W	H	28-21	Louisville	9/8
W	H	24-3	North Texas State	9/15
W	N	17-13	Mississippi (Jackson)	9/22
L	H	21-35	#15 Houston	9/29
L	A	16-21	Kansas State	10/6
W	H	28-16	Tulsa	10/13
W	A	13-10	Florida State	10/20
W	H	49-16	Virginia Tech	11/3
L	H	10-13	Southern Miss (HC)	11/10
W	A	41-6	Southwestern Louisiana	11/17
W	A	17-13	Cincinnati	11/24

264-167

1974

RECORD: 7-4-0; H: 4-2-0; A: 3-2-0
 COACH: FRED PANCOAST
 CAPTAIN: JAMES THOMPSON

W	A	16-10	Louisville	9/7
L	H	0-6	Southern Miss	9/14
W	H	15-7	Mississippi	9/21
W	A	20-18	Colorado State	9/28
W	H	13-7	Cincinnati	10/12
L	H	28-29	Mississippi State	10/19
W	A	41-0	North Texas State	10/26
W	H	42-14	Florida State (HC)	11/2
L	A	6-34	Tennessee	11/9
L	A	10-13	#14 Houston	11/16
W	H	34-10	Wichita State	11/23

225-148

1975

RECORD: 7-4-0; H: 3-3-0; A: 4-1-0
 COACH: RICHARD WILLIAMSON
 CAPTAINS: JERRY DANDRIDGE & LUM WRIGHT

L	H	7-17	Mississippi State	9/6
W	A	31-20	#7 Auburn	9/13
L	A	3-13	Cincinnati	9/20
L	H	10-29	Arkansas State	9/27
W	H	21-19	North Texas State	10/4
L	H	7-21	Southern Miss (HC)	10/11
W	H	41-7	Louisville	10/18
W	A	16-14	Tulsa	10/25
W	A	13-7	Wichita State	11/1
W	A	17-14	Florida State	11/8
W	H	14-7	Houston	11/15

180-168

TIGERS SCOREBOARD

1976

RECORD: 7-4-0; H: 5-2-0; A: 2-2-0
 COACH: RICHARD WILLIAMSON
 CAPTAIN: BOB RUSH

W	H	21-16	Mississippi	9/4
W	H	21-12	Florida State	9/11
L	A	14-16	Tulsa	9/18
W	H	27-13	SMU	10/2
W	H	28-27	Auburn (HC)	10/9
L	H	33-42	Mississippi State	10/16
W	H	31-0	Wichita State	10/23
W	A	14-7	Tulane	10/30
L	H	14-21	Tennessee	11/6
W	A	26-14	Louisville	11/13
L	A	12-14	Southern Miss	11/20

241-182

1977

RECORD: 6-5-0; H: 5-2-0; A: 1-3-0
 COACH: RICHARD WILLIAMSON
 CAPTAIN: KEITH BUTLER

L	A	3-7	Mississippi	9/3
W	H	27-9	Tulane	9/10
W	H	31-26	Utah State	9/17
W	H	21-20	Virginia Tech	9/24
L	H	13-14	Louisville (HC)	10/1
W	H	21-13	Mississippi State	10/15
L	H	19-20	North Texas State	10/22
W	H	42-14	Southern Miss	10/29
L	A	14-27	Tennessee	11/5
L	A	9-30	#16 Florida State	11/12
W	A	28-14	Wichita State	11/19

228-194

1978

RECORD: 4-7-0; H: 3-3-0; A: 1-4-0
 COACH: RICHARD WILLIAMSON
 CAPTAINS: EARNEST GRAY & PETE SCATAMACCHIA

L	A	7-14	Mississippi	9/9
W	H	17-3	Houston	9/16
L	H	14-44	Mississippi State	9/23
L	A	0-58	#8 Texas A&M	9/30
W	H	26-13	Wichita State	10/14
L	H	10-13	Southern Miss	10/21
L	A	24-41	Tulane	10/28
W	H	35-14	Vanderbilt (HC)	11/4
W	A	29-22	Louisville	11/11
L	A	24-41	North Texas State	11/18
L	H	14-34	Cincinnati	11/25

200-297

1979

RECORD: 5-6-0; H: 3-3-0; A: 2-3-0
 COACH: RICHARD WILLIAMSON
 CAPTAINS: WAYNE WEEDON & LEO CAGE

W	A	14-13	Mississippi State	9/8
L	H	34-38	Mississippi	9/15
W	A	16-10	Wichita State	9/22
L	H	7-17	Texas A&M	9/29
L	H	20-21	Northeast Louisiana	10/13
L	A	0-22	Southern Miss	10/20
W	H	22-0	North Texas State	10/27
L	A	3-13	Vanderbilt	11/3
W	H	10-6	Louisville (HC)	11/10
L	A	17-66	#15 Florida State	11/17

W | H | 23-17 | Cincinnati | 11/24
 166-223

1980

RECORD: 2-9-0; H: 2-4-0; A: 0-5-0
 COACH: RICHARD WILLIAMSON
 CAPTAIN: GAME-BY-GAME
 CONFERENCE: METRO*

L	H	7-34	Mississippi State	9/6
L	A	7-61	Mississippi	9/13
L	A	8-17	Georgia Tech*	9/27
W	H	24-3	Arkansas State	10/4
L	A	14-38	Louisville*	10/11
L	H	10-29	North Texas State	10/18
L	H	3-24	#6 Florida State* (ABC)	10/25
L	H	10-14	Vanderbilt (HC)	11/1
L	A	10-14	Cincinnati*	11/8
L	A	16-21	Tulane*	11/15
W	H	6-0	Wichita State	11/22

115-255

1981

RECORD: 1-10-0; H: 0-5-0; A: 1-5-0
 COACH: REX DOCKERY
 CONFERENCE: METRO*

L	A	3-20	#17 Mississippi State	9/5
L	A	5-10	#18 Florida State*	9/12
L	H	3-7	Mississippi	9/19
W	A	28-15	Georgia Tech*	9/26
L	A	13-17	Virginia Tech	10/3
L	H	7-14	Louisville*	10/10
L	H	0-10	Southern Miss* (HC)	10/17
L	H	9-28	Tennessee	10/24
L	A	0-26	Vanderbilt	10/31
L	A	7-38	Cincinnati*	11/7
L	H	7-24	Tulane*	11/14

82-209

1982

RECORD: 1-10-0; H: 1-5-0; A: 0-5-0
 COACH: REX DOCKERY
 CAPTAINS: TONY WILEY, KEN DEFEO,
 MIKE KLEIMEYER
 CONFERENCE: METRO*

L	A	10-27	Mississippi	9/4
L	H	14-24	Vanderbilt	9/11
L	H	17-41	Mississippi State	9/18
L	H	20-24	Georgia Tech*	9/25
L	A	14-34	Southern Miss*	10/2
L	H	7-16	Cincinnati* (HC)	10/16
L	A	10-17	Tulane*	10/23
L	A	3-34	#3 Georgia* (ESPN)	10/30
L	A	3-29	Tennessee	11/6
L	H	19-38	Louisville*	11/20
W	H	12-0	Arkansas State	11/27

129-285

1983

RECORD: 6-4-1; H: 2-2-1; A: 4-2-0
 COACH: REX DOCKERY
 CAPTAINS: GREG MONTGOMERY,
 DERRICK CRAWFORD
 CONFERENCE: METRO*

W	H	37-17	Mississippi (WREG)	9/3
L	A	10-24	#8 North Carolina	9/10
L	H	10-17	Virginia Tech*	9/17
L	A	13-44	#6 Alabama	10/1

W	H	28-25	Tulane*	10/8
L	H	20-27	Southern Miss* (HC)	10/15
W	A	24-7	Vanderbilt	10/29
W	A	30-13	Mississippi State	11/5
W	A	43-10	Cincinnati*	11/12
T	H	14-14	Arkansas State	11/19
W	A	45-7	Louisville*	11/24

274-205

* Rex Dockery was killed in a plane crash shortly after the conclusion of the 1983 season

1984

RECORD: 5-5-1; H: 4-1-1; A: 1-4-0
 COACH: REY DEMPSEY
 CONFERENCE: METRO*

W	H	17-2	Arkansas State	9/1
L	A	6-22	Mississippi	9/8
W	H	47-7	Cincinnati*	9/22
W	A	23-13	Southern Miss*	9/29
T	H	17-17	#6 Florida State*	10/6
W	H	20-7	Southwestern La. (HC)	10/13
W	H	23-12	Mississippi State (WREG)	10/20
L	H	27-30	North Carolina	10/27
L	A	3-13	#8 Georgia	11/3
L	A	9-41	Tennessee	11/10
L	A	9-14	Tulane*	11/17

201-178

1985

RECORD: 2-7-2; H: 1-3-2; A: 1-4-0
 COACH: REY DEMPSEY
 CAPTAINS: TIM HARRIS & JEFF WALKER
 CONFERENCE: METRO

W	A	37-6	Southwestern Louisiana	8/31
T	H	17-17	Mississippi (WREG)	9/7
T	H	10-10	Murray State	9/14
L	A	10-19	#6 Florida State (WTBS)	9/21
L	A	28-31	Mississippi State	10/5
W	H	38-21	Tulane (HC)	10/12
L	H	7-14	Southern Miss	10/19
L	H	9-28	Alabama	10/26
L	A	10-31	Virginia Tech	11/2
L	H	7-17	#19 Tennessee	11/9
L	A	7-49	Army	11/16

180-243

1986

RECORD: 1-10-0; H: 0-4-0; A: 1-6-0
 COACH: CHARLIE BAILEY
 CAPTAINS: DAVID BRANDON & TED GATEWOOD
 CONFERENCE: METRO

L	A	6-28	Mississippi	9/6
L	H	10-30	Arkansas State	9/13
L	H	10-26	Southwestern Louisiana	9/20
L	A	8-34	Louisville	9/27
L	H	17-34	Mississippi State (HC)	10/4
L	A	0-37	#2 Alabama	10/11
L	A	9-14	Southern Miss	10/18
W	A	22-21	Vanderbilt	11/1
L	A	3-33	Tennessee	11/8
L	A	6-15	Tulane (WMKW)	11/15
L	H	13-20	New Mexico	11/22

104-292

TIGERS SCOREBOARD

1987

RECORD: 5-5-1; H: 4-1-1; A: 1-4-0

COACH: CHARLIE BAILEY

CAPTAINS: TED GATEWOOD, RON PALMER, TROY MYERS

CONFERENCE: METRO

W	H	16-10	Mississippi	9/5
L	A	17-27	Vanderbilt	9/12
L	A	24-41	#7 Florida State	9/19
L	A	6-9	Mississippi State	10/3
W	H	13-10	#15 Alabama	10/10
W	H	45-36	Tulane (HC) (WMKW)	10/17
L	H	14-17	Southern Miss	10/24
T	H	21-21	Arkansas State	10/31
L	A	7-31	Southwestern La. (WMKW)	11/7
W	H	43-8	Louisville	11/14
W	A	14-0	Tulsa	11/21

220-210

1988

RECORD: 6-5-0; H: 5-1-0; A: 1-4-0

COACH: CHARLIE BAILEY

CAPTAINS: REID BENNETT, DAMON YOUNG, TYRONE BETTERS

CONFERENCE: METRO

L	A	6-24	Mississippi	9/3
W	H	9-7	Arkansas State	9/10
L	A	18-29	Louisville	9/17
L	A	19-20	Tulane (WMKW)	9/24
W	H	31-10	Mississippi State (HC)	10/1
W	A	17-11	#14 Florida (SportsChannel)	Oct. 8
L	H	25-38	Tennessee	10/22
L	A	27-34	Southern Miss	10/29
W	H	20-3	Southwestern La. (WMKW)	11/5
W	H	26-20	Tulsa	11/12
W	H	28-9	Vanderbilt	11/19

226-205

1989

RECORD: 2-9-0; H: 1-5-0; A: 1-4-0

COACH: CHUCK STOBART

CAPTAIN: GAME-BY-GAME

CONFERENCE: METRO

L	H	13-20	Mississippi	9/2
L	H	13-17	Arkansas State	9/9
L	A	7-35	#16 Alabama	9/16
L	H	13-38	Florida	9/23
W	H	13-10	Vanderbilt (HC)	10/7
W	A	34-17	Cincinnati	10/14
L	A	10-35	Mississippi State	10/21
L	H	7-31	Southern Miss	10/28
L	A	34-38	Tulane	11/4
L	H	10-40	Louisville	11/11
L	A	20-57	#5 Florida State (Sunshine Net.)	11/18

174-338

1990

RECORD: 4-6-1; H: 3-2-1; A: 1-3-0; N: 0-1-0

COACH: CHUCK STOBART

CAPTAINS: MARVIN COX, SCOTT RUMLEY, REGINALD JONES

CONFERENCE: METRO

T	H	24-24	Arkansas State	9/1
L	A	21-23	Mississippi	9/8
W	H	37-28	UCF	9/22
W	A	22-10	Tulsa	9/29

W	H	21-14	Tulane	10/6
L	A	17-19	Louisville	10/13
L	A	7-23	Southern Miss	10/20
W	H	20-6	Southwestern La. (HC)	10/27
L	H	17-24	East Carolina	11/3
L	H	23-27	Mississippi State	11/10
L	N	3-35	#9 Florida St. (Sunshine Net.)	11/17

212-233

1991

RECORD: 5-6-0; H: 3-3-0; A: 2-3-0

COACH: CHUCK STOBART

CAPTAINS: KEITH BENTON, LARRY COX, JOE ALLISON

CONFERENCE: METRO

W	A	24-10	#16 Southern Cal. (Prime)	9/2
L	H	0-10	Mississippi	9/7
L	A	13-20	East Carolina	9/14
W	H	31-21	Arkansas State	9/21
L	A	21-31	Missouri	10/5
W	H	17-12	Southern Miss	10/12
W	A	28-23	Mississippi State	10/19
L	H	28-33	Tulsa (HC)	10/26
L	A	24-52	#14 Tennessee	11/2
W	H	35-7	Louisville	11/9
L	H	7-10	#7 Alabama	11/16

228-229

1992

RECORD: 6-5-0; H: 4-2-0; A: 2-3-0

COACH: CHUCK STOBART

CAPTAINS: CHRIS HOBBS, JOE ALLISON, LARRY BOLTON

CONFERENCE: METRO

L	A	21-23	Southern Miss	9/5
L	A	15-16	Louisville	9/12
L	H	16-20	#24 Mississippi State	9/19
W	H	22-6	Arkansas	9/26
W	H	34-14	Cincinnati (HC)	10/10
W	H	37-7	Arkansas State	10/17
W	A	30-25	Tulsa	10/24
W	A	62-20	Tulane (Sports South)	10/31
L	A	12-17	Mississippi	11/7
L	H	21-26	#23 Tennessee	11/14
W	H	42-7	East Carolina	11/21

312-181

1993

RECORD: 6-5-0; H: 3-2-0; A: 3-3-0

COACH: CHUCK STOBART

CAPTAINS: DANTON BARTO & STEVE D. WILLIAMS

W	A	45-35	#24 Mississippi State	9/4
L	H	28-54	Louisville	9/11
L	A	15-17	Southwestern Louisiana	9/18
W	A	6-0	Arkansas	9/25
W	A	34-7	East Carolina	10/2
W	H	45-3	Arkansas State	10/9
L	H	19-23	Tulsa (HC)	10/16
L	A	20-23	Cincinnati	10/30
W	H	19-3	Mississippi	11/6
W	H	20-9	Southern Miss	11/13
L	A	17-41	#9 Miami (FL) (ESPN)	11/27

268-215

1994

RECORD: 6-5-0; H: 4-2-0; A: 2-3-0

COACH: CHUCK STOBART

CAPTAIN: GAME-BY-GAME

L	H	6-17	Mississippi State	9/3
W	A	42-18	Tulsa	9/10
L	A	3-20	Southern Miss	9/17
W	H	16-15	Arkansas	9/24
W	H	13-0	Tulane	10/8
W	H	15-6	Arkansas State	10/15
W	H	26-3	Cincinnati (HC)	10/22
L	A	6-10	Louisville	10/29
W	A	17-16	Mississippi	11/5
L	A	13-24	Tennessee	11/12
L	H	6-30	East Carolina	11/19

163-159

1995

RECORD: 3-8-0; H: 2-3-0; A: 1-5-0

COACH: RIP SCHERER

CAPTAINS: BRYAN BARNETT, KEITH SETLER, RYAN ROSKELLY

L	A	18-28	Mississippi State	9/2
L	A	7-24	#11 Michigan	9/9
W	H	33-19	Southwestern Louisiana	9/16
L	A	20-27	Arkansas	9/23
L	H	7-17	Louisville	9/30
W	A	23-8	Tulane	10/14
L	A	3-28	Cincinnati	10/21
W	H	10-7	Tulsa	10/28
L	H	3-34	Mississippi (HC)	11/4
L	H	9-17	Southern Miss	11/11
L	A	17-31	East Carolina	11/18

150-240

1996

RECORD: 4-7; H: 3-3; A: 1-4

COACH: RIP SCHERER

CAPTAINS: QADRY ANDERSON, TIM HART, RICHARD HOGANS, BRITTON WILKINS, KERRY COBB

CONFERENCE: C-USA*

L	H	7-30	#11 Miami (FL) (Fox)	8/31
L	H	10-31	Mississippi State	9/7
W	A	19-16	Missouri	9/14
W	H	17-10	Tulane*	9/21
W	H	18-16	Cincinnati* (HC)	10/5
L	A	20-37	Houston*	10/12
L	A	0-16	Southern Miss* (Fox)	10/19
L	A	9-13	UL-Lafayette	10/26
L	A	10-13	Louisville*	11/2
W	H	21-17	#6 Tennessee (CBS)	11/9
L	H	10-20	East Carolina	11/23

141-219

TIGERS SCOREBOARD

1997
 RECORD: 4-7; H: 4-2; A: 0-5
 COACH: RIP SCHERER
 CAPTAINS: BERNARD ODEN, CHRIS REEVES,
 DREW PAIRAMORE
 CONFERENCE: C-USA*

L A	10-13	Mississippi State (Fox)	8/30
W H	28-7	UAB	9/6
L A	21-51	#21 Michigan State	9/13
L H	17-20	Minnesota (MSC TV)	9/20
L A	17-20	Cincinnati*	10/4
W H	38-9	Arkansas State	10/11
L A	10-32	East Carolina* (Fox)	10/25
W H	24-3	Houston* (HC)	11/1
L A	14-26	Tulane*	11/8
W H	21-20	Louisville*	11/15
L H	18-42	Southern Miss* (Fox)	11/22

218-243

1998
 RECORD: 2-9; H: 2-4; A: 0-5
 COACH: RIP SCHERER
 CAPTAINS: RON SELLS, MARQUIS BOWLING,
 KEITH COBB
 CONFERENCE: C-USA*

L A	10-30	Mississippi (Jeff. Pilot TV)	9/5
L H	6-14	Mississippi State (Fox)	9/12
L A	14-41	Minnesota (MWSC-TV)	9/19
L A	14-35	Houston*	10/3
L H	9-23	#20 Arkansas (Fox)	10/10
W H	41-23	Cincinnati*	10/17
L A	32-35	Louisville*	10/24
W H	35-19	Arkansas State (HC)	10/31
L H	31-41	#15 Tulane*	11/7
L A	3-45	Southern Miss*	11/14
L H	31-34	East Carolina*	11/21

226-340

1999
 RECORD: 5-6; H: 2-4; A: 3-2
 COACH: RIP SCHERER
 CAPTAINS: TRAMONT LAWLESS, GERARD AR-
 NOLD, RYAN WHITE
 CONFERENCE: C-USA*

L H	0-3	Mississippi	9/4
L A	10-13	Mississippi State (FOX)	9/11
W H	31-26	Arkansas State	9/18
L A	16-17	#7 Tennessee	9/25
L H	17-27	Missouri (Fox)	10/2
W A	38-14	UAB*	10/9
L H	31-32	Louisville* (WDRB) (HC)	10/16
W A	49-7	Tulane*	10/30
L H	5-20	#25 Southern Miss* (FOX)	11/6
W H	14-10	Army*	11/13
W A	21-13	Cincinnati*	11/20

232-182

2000
 RECORD: 4-7; H: 2-4; A: 2-3
 COACH: RIP SCHERER
 CAPTAINS: LOU ESPOSITO, MARCUS BELL,
 BEN GRAVES
 CONFERENCE: C-USA*

L H	3-17	Mississippi State (Fox)	9/2
W H	28-0	UL-Monroe	9/9
W A	19-17	Arkansas State	9/16
W A	26-16	Army*	9/23

L A	3-24	#21 Southern Miss* (Fox)	9/30
W H	17-10	East Carolina* (Fox)	10/7
L A	9-13	UAB*	10/14
L H	30-33	Houston* (3OT) (HC)	10/21
L H	17-19	Tennessee (Fox)	11/4
L H	10-13	Cincinnati* (OT)	11/11
L A	14-37	Tulane*	11/18

176-199

2001
 RECORD: 5-6; H: 4-2; A: 1-4
 COACH: TOMMY WEST
 CAPTAINS: BUNKIE PERKINS, ARTIS HICKS, WADE
 SMITH, GLENN SUMTER, DEMORRIO SHANK,
 TONY BROWN
 CONFERENCE: C-USA*

L A	10-30	#18 Mississippi St. (ESPN2)	9/3
W H	43-10	Chattanooga	9/8
W H	17-9	USF	9/22
L A	21-38	Louisville*	9/29
W H	22-17	Southern Miss*	10/6
W A	52-33	Houston*	10/13
L A	11-32	East Carolina* (WPTY)	10/20
L H	14-17	UAB* (ESPN+) (HC)	10/27
L A	28-49	#6 Tennessee	11/10
W H	42-10	Army*	11/17
L H	34-36	Cincinnati*	11/24

294-281

2002
 RECORD: 3-9; H: 3-3; A: 0-6
 COACH: TOMMY WEST
 CAPTAINS: TONY BROWN, WADE SMITH,
 JIMOND PUGH
 CONFERENCE: C-USA*

W H	52-6	Murray State	8/31
L A	16-38	Mississippi (Jeff. Pilot)	9/7
L A	14-33	Southern Miss* (WLMT)	9/14
W H	38-10	Tulane*	9/21
L A	17-31	UAB* (WLMT)	9/28
L H	32-38	Louisville* (ESPN2)	10/8
L H	17-29	Mississippi State	10/19
L A	10-48	Cincinnati*	10/26
L H	21-26	Houston* (HC)	11/2
L A	28-31	USF	11/9
W H	38-10	Army*	11/23
L A	20-27	TCU*	11/30

303-327

2003
 RECORD: 9-4; H: 5-2; A: 3-2; N: 1-0
 COACH: TOMMY WEST
 CAPTAINS: DERRICK BALLARD, COOT TERRY,
 ERIC TAYLOR, GREG HARPER
 CONFERENCE: C-USA*

W H	40-10	Tennessee Tech	8/30
W H	44-34	Mississippi (ESPN2)	9/6
L A	6-23	Southern Miss*	9/13
W H	38-16	Arkansas State	9/27
L H	10-24	UAB* (HC)	10/4
L A	27-35	Mississippi State	10/11
W A	45-14	Houston*	10/18
W A	41-9	Tulane*	10/25
W H	41-24	East Carolina*	11/1
W A	37-7	Louisville*	11/15
W H	21-16	Cincinnati*	11/22
L H	16-21	USF*	11/29

W N	27-17	North Texas# (ESPN2)	12/16
-----	-------	----------------------	-------

393-250 #New Orleans Bowl

2004
 RECORD: 8-4; H: 4-1; A: 4-2; N: 0-1
 COACH: TOMMY WEST
 CAPTAINS: ALBERT MEANS, DANNY WIMPRINE
 CONFERENCE: C-USA*

W A	20-13	Mississippi	9/4
W H	52-21	Chattanooga	9/11
W A	47-35	Arkansas State	9/18
L A	28-35	UAB* (WLMT)	9/25
W H	41-14	Houston* (WLMT) (HC)	10/2
W H	49-24	Tulane*	10/16
L A	10-49	Cincinnati* (WLMT)	10/23
L H	49-56	#14 Louisville* (ESPN)	11/4
W H	30-26	Southern Miss* (ESPN2)	11/12
W A	38-35	East Carolina*	11/20
W A	31-15	USF* (ESPN2)	11/27
L N	35-52	Bowling Green# (ESPN)	12/22

430-375 #GMAC Bowl

2005
 RECORD: 7-5; H: 4-2; A: 2-3; N: 1-0
 COACH: TOMMY WEST
 CAPTAINS: MAURICE AVERY, JOHN DOUCETTE,
 MARCUS WEST
 CONFERENCE: C-USA*

L H	6-10	Mississippi (ESPN)	9/5
W H	59-14	Chattanooga	9/17
L A	31-37	Tulsa* (OT) (WLMT/CSTV)	9/24
W H	27-20	UTEP* (CSTV)	10/1
L A	17-38	UCF* (WLMT/CSTV)	10/8
W A	35-20	Houston* (CSTV)	10/15
W H	27-24	East Carolina* (CSTV)(HC)	10/22
L H	20-37	UAB* (ESPN2)	11/1
L A	16-20	Tennessee (PPV)	11/12
W A	24-22	Southern Miss* (CSTV)	11/19
W H	26-3	Marshall* (CSTV)	11/26
W N	38-31	Akron# (ESPN)	12/26

326-276 #Motor City Bowl

2006
 RECORD: 2-10; H: 1-6; A: 1-4
 COACH: TOMMY WEST
 CAPTAINS: WESLEY SMITH, BRANDON McDON-
 ALD, MARIO PRATCHER
 CONFERENCE: C-USA*

L A	25-28	Mississippi (ESPN)	9/3
W H	33-14	Chattanooga	9/9
L A	20-35	East Carolina*	9/16
L H	7-41	#15 Tennessee (ESPN)	9/30
L A	29-35	UAB*	10/7
L H	23-26	Arkansas State	10/14
L H	14-35	Tulsa* (CSTV)(HC)	10/21
L A	27-41	Marshall*	10/28
L H	21-42	Southern Miss* (ESPN)	11/5
L H	24-26	UCF* (CSTV)	11/11
L H	20-23	Houston* (OT)	11/18
W A	38-19	UTEP*	11/25

281-365

TIGERS SCOREBOARD

2007

RECORD: 7-6; H: 4-3; A: 3-2
 COACH: TOMMY WEST
 CAPTAINS: MARTIN HANKINS, JOE DOSS, JAKE KASSER, ANDY SMITH, CLINTON McDONALD (JR)
 CONFERENCE: C-USA*

L	H	21-23	Mississippi (CSS)	9/1
W	H	35-14	Jacksonville State	9/15
L	A	20-56	UCF* (CSS)	9/22
L	A	31-35	Arkansas State	9/27
W	H	24-21	Marshall* (ESPN2)	10/2
L	H	7-21	Middle Tennessee	10/13
W	A	38-35	Rice*	10/20
W	A	28-27	Tulane*	10/27
L	H	40-56	East Carolina* (HC) (WITN/WLMT)	11/3
W	A	29-26	Southern Miss* (CSS)	11/10
W	H	25-9	UAB* (CSS)	11/17
W	H	55-52	SMU* (3OT)(KTXA/WLMT)	11/24
L	N	27-44	Florida Atlantic# (ESPN2)	12/21

380-419 #New Orleans Bowl

2008

RECORD: 6-7; H: 4-3; A: 2-3
 COACH: TOMMY WEST
 CAPTAINS: BRANDON PEARCE, CLINTON McDONALD
 CONFERENCE: C-USA*

L	A	24-41	Mississippi	8/30
L	H	35-42	Rice* (CBS C)	9/6
L	A	16-17	Marshall* (CSS)	9/13
W	H	31-10	Nicholls State	9/20
W	H	29-17	Arkansas State	9/27
W	A	33-30	UAB* (CBS C)	10/2
L	H	28-35	Louisville (ESPN)	10/10
L	A	10-30	East Carolina* (CSS)	10/18
W	H	36-30	Southern Miss* (HC) (CBS C)	10/25
W	A	31-26	SMU*	11/8
L	H	21-28	UCF*	11/22
W	H	45-6	Tulane* (CSS)	11/29
L	N	14-41	#USF (ESPN2)	12/20

353-353 #St. Petersburg Bowl

2009

RECORD: 2-10; H: 2-4; A: 0-6
 COACH: TOMMY WEST
 CAPTAINS: WILL HUDGENS, CURTIS STEELE, GREG JACKSON
 CONFERENCE: C-USA*

L	H	14-45	#8 Mississippi (ESPN)	9/6
L	A	14-31	Middle Tennessee (CSS)	9/12
W	H	41-14	UT Martin	9/19
L	H	16-27	Marshall* (CSS)	9/26
L	A	14-32	UCF* (BHSN)	10/3
W	H	35-20	UTEP* (HC)	10/10
L	A	16-36	Southern Miss*	10/17
L	H	19-38	East Carolina* (ESPN2)	10/27
L	A	28-56	Tennessee (ESPN)	11/7
L	H	21-31	UAB* (CSS)	11/14
L	A	14-55	#24 Houston* (CSS)	11/21
L	A	30-33	Tulsa* (OT)(CBS C)	11/27

262-418

2010

RECORD: 1-11; H: 1-5; A: 0-6
 COACH: LARRY PORTER
 CAPTAINS: DOMINIK RILEY, DARIUS DAVIS, WINSTON BOWENS
 CONFERENCE: C-USA*

L	A	7-49	Mississippi State (ESPN)	9/4
L	A	27-49	East Carolina* (CSS)	9/11
W	H	24-17	Middle Tennessee	9/18
L	A	13-16	UTEP*	9/25
L	H	7-48	Tulsa*	10/2
L	A	0-56	Louisville (ESPN3)	10/9
L	H	19-41	Southern Miss* (CSS)	10/16
L	H	17-56	Houston* (HC)(CSS)	10/30
L	H	14-50	Tennessee (CBSC)	11/6
L	A	13-28	Marshall*	11/13
L	A	15-31	UAB*	11/20
L	H	17-37	UCF* (CSS)	11/27

173-478

2011

RECORD: 2-10; H: 1-5; A: 1-5
 COACH: LARRY PORTER
 CAPTAINS: CURTIS JOHNSON, JORDAN DEVEY, AKEEM DAVIS, DASMINE CATHEY
 CONFERENCE: C-USA*

L	H	14-59	#16 Mississippi State (FSN)	9/1
L	A	3-47	Arkansas State (ESPN3)	9/10
W	H	27-6	Austin Peay State	9/17
L	H	0-42	SMU* (HC) (FSN)	9/24
L	A	31-38	Middle Tennessee (ESPN3)	10/1
L	A	6-28	Rice* (CSS)	10/8
L	H	17-35	East Carolina* (WITN)	10/15
W	A	33-17	Tulane* (FCS)	10/22
L	A	0-41	UCF* (CSS)	10/29
L	H	35-41	UAB* (CSS)	11/12
L	H	22-23	Marshall* (FSN)	11/17
L	A	7-44	Southern Miss* (CSS)	11/26

195-421

2012

RECORD: 4-8; H: 3-3; A: 1-5
 COACH: JUSTIN FUENTE
 CAPTAINS: AKEEM DAVIS, JORDAN DEVEY, CHARLES HARRIS
 CONFERENCE: C-USA*

L	H	17-20	UT Martin	9/1
L	A	28-33	Arkansas State (ESPN3)	9/8
L	H	30-48	Middle Tennessee	9/15
L	A	14-38	Duke (ESPN3)	9/22
W	H	14-10	Rice* (FCS)	10/6
L	A	7-41	East Carolina* (CSS)	10/13
L	H	17-35	UCF* (HC) (CSS)	10/20
L	A	13-44	SMU* (Time Warner)	10/27
L	A	28-38	Marshall*	11/3
W	H	37-23	Tulane*	11/10
W	A	46-9	UAB*	11/17
W	H	42-24	Southern Miss* (CSS)	11/24

293-363

2013

RECORD: 3-9; H: 2-5; A: 1-4
 COACH: JUSTIN FUENTE
 CAPTAINS: ANTHONY BROWN, TOM HORNEY, BRANDON HAYES, JESSE MILLESON
 CONFERENCE: THE AMERICAN*

L	H	14-28	Duke (ESPN3)	9/7
L	A	15-17	Middle Tennessee (CSS)	9/14
W	H	31-7	Arkansas State (ESPN3)	9/21
L	H	24-17	UCF* (ESPN3)	10/5
L	A	15-25	Houston* (ESPNews)	10/12
L	H	29-34	SMU* (ESPN Regional)	10/19
L	H	21-34	Cincinnati* (ESPN2)	10/30
W	H	21-6	UT Martin (ESPN3)	11/9
W	A	23-10	USF* (ESPN3)	11/16
L	A	17-24	#21 Louisville* (ESPN Reg)	11/23
L	H	21-41	Temple* (ESPNews)	11/30
L	A	10-45	Connecticut* (ESPN3)	12/7

234-295

2014

RECORD: 10-3; H: 5-1; A: 4-2; N: 1-0
 COACH: JUSTIN FUENTE
 CAPTAINS: CHARLES HARRIS, BRANDON HAYES, TERRY REDDEN
 CONFERENCE: THE AMERICAN*

W	H	63-0	Austin Peay (ESPN3)	8/30
L	A	35-42	#11 UCLA (Pac-12)	9/6
W	H	36-17	Middle Tennessee (ESPN3)	9/20
L	A	3-24	#10 Ole Miss (FSN)	9/27
W	A	41-14	Cincinnati* (CBSN)	10/4
L	H	24-28	Houston* (CBSSN)	10/11
W	A	48-10	SMU* (ESPNews)	10/25
W	H	40-20	Tulsa* (ESPN)	10/31
W	A	16-13	Temple* (ESPN)	11/7
W	A	38-7	Tulane* (ESPN)	11/15
W	H	31-20	USF* (ESPNews)	11/22
W	H	41-10	Connecticut* (ESPNews)	11/29
W	N	55-48	BYU# (ESPN)	12/22

471-253 #Miami Beach Bowl

2015

RECORD: 9-4; H: 5-1; A: 4-2; N: 0-1
 COACH: JUSTIN FUENTE
 CAPTAINS: ALAN CROSS, WYNTON McMANIS
 CONFERENCE: THE AMERICAN*

W	H	63-7	Missouri State (ESPN3)	9/5
W	A	55-23	Kansas (ESPN3)	9/12
W	A	44-41	Bowling Green (ESPN3)	9/19
W	H	53-46	Cincinnati* (ESPN)	9/24
W	A	24-17	USF* (ESPN2)	10/2
W	H	37-24	#13 Ole Miss (ABC/ESPN2)	10/17
W	A	66-42	Tulsa* (ESPN)	10/23
W	H	41-13	Tulane* (CBSSN)	10/31
L	H	20-45	Navy* (ESPN2)	11/7
L	A	34-35	#16Houston* (ESPN2)	11/14
L	A	12-31	Temple* (ESPN)	11/21
W	H	63-0	SMU* (ESPNews)	11/28
L	N	10-31	Auburn# (ESPN)	12/30

522-355 #Birmingham Bowl

TIGERS SCOREBOARD

2016

RECORD: 8-5; H: 5-2; A: 3-2; N: 0-1
 COACH: MIKE NORVELL
 CAPTAINS: GAME-BY-GAME
 CONFERENCE: THE AMERICAN*

W	H	35-7	Southeast Missouri (ESPN3)	9/3
W	H	43-7	Kansas (ESPN)	9/17
W	H	77-3	Bowling Green (ESPNNews)	9/24
L	A	28-48	#16/17 Ole Miss (ESPN2)	10/1
W	H	34-27	Temple* (ESPN)	10/6
W	A	24-14	Tulane* (ESPN)	10/14
L	A	28-42	#24/25 Navy* (CBSSN)	10/22
L	H	30-59	Tulsa* (ESPNNews)	10/29
W	A	51-7	SMU* (ESPNNews)	11/5
L	H	42-49	USF* (ESPN)	11/12
W	A	12-31	Cincinnati* (CBSSN)	11/18
W	H	63-0	#18/21 Houston* (ABC)	11/25
L	N	31-51	Western Kentucky# (ESPN)	12/20

505-375 #Boca Raton Bowl

2017

RECORD:
 COACH: MIKE NORVELL
 CAPTAINS: GAME-BY-GAME
 CONFERENCE: THE AMERICAN*

H	8/31	ULM (CBSSN)	8 pm
A	9/9	at UCF * (ESPNNews)	7 pm
H	9/16	UCLA (ABC)	11 am
H	9/23	SOUTHERN ILLINOIS (ESPN3)	7 pm
A	9/30	at Georgia State	TBA
A	10/6	at UConn * (ESPN)	6 pm
H		NAVY * (TBA)	TBA
A		at Houston * (ESPN)	7 pm
H		TULANE * (CBSSN)	7 pm
A	11/3	at Tulsa * (ESPN2)	7 pm
H		SMU *	TBA
H		EAST CAROLINA *	TBA

HOME OF THE TIGERS

• 1912-1921 •

Games were played on the campus of the University of Memphis, then known as West Tennessee State Normal School and at Red Elm Park.

• 1922-1928 •

Games were still played on campus and at Russwood Park. During the 1926 season, one game was played at Crump Stadium, which had one set of wooden bleachers on the north side.

• 1929-1931 •

Games were played on campus and at Hodges Field in Memphis.

• 1932-1935 •

Games were still played at Hodges Field and on campus.

• 1936 •

The Tigers moved some of their home games to the Fairgrounds Stadium while also playing on campus.

• 1937 •

Half of the 1937 home season was played at the Fairgrounds and the final half of the year was spent at Crump Stadium in Midtown.

• 1937-1964 •

The Tigers continued to play all of their home games at Crump Stadium. In 1939, the WPA built concrete stands on the north side of the field, and in 1947, the WPA added the home side stands, completing the concrete facility.

• 1965-PRESENT •

In 1965, the City of Memphis constructed Liberty Bowl Memorial Stadium (then called Memphis Memorial Stadium) as a home field for the University of Memphis. The Tigers opened the stadium versus Ole Miss on September 18, 1965.

TIGERS FOOTBALL BY THE DECADE

YEAR	OVERALL RECORD	UM POINTS	OPPONENT POINTS	W-L PCT.
1910s	19-25-2	642	661	.435
1920s	35-43-11	926	1342	.455
1930s	39-45-7	1011	1107	.467
1940s	34-23-1	1250	765	.595
1950s	48-44-4	1804	1570	.521
1960s	70-25-1	2396	1146	.734
1970s	60-48-1	2251	2019	.555
1980s	31-74-5	1705	2420	.305
1990s	45-64-1	2150	2242	.414
2000s	53-68-0	3198	3263	.438
2010s	37-50-0	2393	2540	.425



The 2015 Birmingham Bowl was the 1,000th game in Memphis football history.

FIRSTS & LASTS

FIRST GAME

1912 vs MUS (0-0) in Memphis

FIRST VICTORY

1912 vs Bolton Agricultural College (13-0) in Memphis

FIRST LOSS

1912 vs CBC (0-13) in Memphis

FIRST ROAD VICTORY

1914 vs Osceola Athletic Club (14-0) in Osceola, Ark.

FIRST UNDEFEATED SEASON

1929, 8-0-2

FIRST PERFECT SEASON

1938, 10-0-0

FIRST BOWL GAME

1956 vs ETSU (32-12) in Burley Bowl in Johnson City, Tenn.

LAST BOWL GAME

2016 vs Western Kentucky (31-51) in Boca Raton Bowl in Boca Raton, Fla.

FIRST NIGHT GAME

1929 vs Sunflower JC (20-0) in Memphis

FIRST TV GAME (LOCAL)

1949 vs Kansas State (21-14) in Memphis

FIRST NETWORK TV GAME

1967 vs Florida State (7-26) in Memphis

FIRST MISSISSIPPI VALLEY CONFERENCE GAME

1928 vs Sunflower JC (19-0) in Memphis

FIRST SIAA CONFERENCE GAME

1935 vs Middle Tennessee St. (0-35) in Murfreesboro, Tenn.

FIRST MISSOURI VALLEY CONFERENCE GAME

1968 vs North Texas State (30-12) in Denton, Texas

FIRST CONFERENCE USA GAME

1996 vs Tulane (17-10) in Memphis

FIRST AMERICAN ATHLETIC CONFERENCE GAME

2013 vs UCF (17-24) in Memphis

MILESTONE VICTORIES

1ST WIN

1912 vs Bolton Agricultural College (13-0) in Memphis

50TH WIN

1929 vs Cumberland College (12-6) in Memphis

100TH WIN

1941 vs Livingston State (38-0) in Memphis

150TH WIN

1954 vs Murray State (34-6) in Memphis

200TH WIN

1963 vs Southern Miss (28-7) in Hattiesburg, Miss.

225TH WIN

1966 vs Houston (14-13) in Houston, Texas

250TH WIN

1970 vs Wichita State (51-6) in Memphis

275TH WIN

1974 vs Florida State (42-14) in Memphis

300TH WIN

1978 vs Louisville (29-22) in Louisville, Ky.

325TH WIN

1987 vs Alabama (13-10) in Memphis

350TH WIN

1992 vs Tulane (62-20) in New Orleans, La.

375TH WIN

1998 vs Cincinnati (41-23) in Memphis

400TH WIN

2003 vs Louisville (37-7) in Louisville, Ky.

425TH WIN

2007 vs UAB (25-9) in Memphis

450TH WIN

2014 vs Temple (16-13) in Philadelphia, Pa.

MILESTONE GAMES

1ST GAME

1912 vs MUS (0-0) in Memphis

50TH GAME

1920 vs Arkansas Normal (0-35) in Batesville, Ark.

100TH GAME

1926 vs Arkansas State (0-7) in Memphis

150TH GAME

1931 vs Arkansas State (6-14) in Jonesboro, Ark.

200TH GAME

1937 vs Union University (13-2) in Jackson, Tenn.

250TH GAME

1942 vs UT-Chattanooga (19-44) in Chattanooga, Tenn.

300TH GAME

1951 vs East Central Oklahoma (61-0) in Memphis

350TH GAME

1956 vs Mississippi (0-26) in Memphis

400TH GAME

1961 vs UT-Chattanooga (41-13) in Chattanooga, Tenn.

450TH GAME

1967 vs Utah State (14-28) in Logan, Utah

500TH GAME

1972 vs South Carolina (7-34) in Columbia, S.C.

550TH GAME

1976 vs Tennessee (14-21) in Memphis

600TH GAME

1981 vs Georgia Tech (28-15) in Atlanta, Ga.

650TH GAME

1985 vs Tennessee (7-17) in Memphis

700TH GAME

1990 vs Tulane (21-14) in Memphis

750TH GAME

1994 vs East Carolina (6-30) in Memphis

800TH GAME

1999 vs UAB (38-14) in Birmingham, Ala.

850TH GAME

2003 vs Cincinnati (21-16) in Memphis

900TH GAME

2007 vs SMU (55-52) in Memphis

950TH GAME

2011 vs USM (7-44) in Hattiesburg

1000TH GAME

2015 vs Auburn (10-31) in Birmingham

HEAD COACH MIKE NORVELL

2016 TENNESSEE SPORTSWRITERS
ASSOCIATION COACH OF THE YEAR

MOST WINS BY A ROOKIE HEAD COACH IN
PROGRAM HISTORY

FIRST TIGERS ROOKIE HEAD
COACH TO LEAD TEAM TO
BOWL ELIGIBILITY

PULLED IN THE
HIGHEST-RATED
RECRUITING CLASS
IN SCHOOL HISTORY
IN 2017

FIRST ROOKIE HEAD COACH
SINCE 1984 TO WIN HIS
TIGERS' DEBUT

FIRST ROOKIE HEAD COACH TO
HAVE A WIN OVER A RANKED
OPPONENT SINCE 1975

FIRST ROOKIE HEAD COACH TO START
3-0 IN MEMPHIS PROGRAM HISTORY



2017 SCHEDULE



ULM
Thu 9/21



@ UCF*
Sat 9/9



UCLA
Sat 9/16



SOUTHERN ILLINOIS*
Sat 9/23



@ Georgia State
Sat 9/30



@ UConn*
Fri 10/6



SPENCER SMITH

SENIOR PUNTER

TWO-TIME FIRST TEAM ALL-AMERICAN ATHLETIC CONFERENCE



NAVY*
Sat 10/14



@ Houston*
Thu 10/19



TULANE*
Fri 10/27



@ Tulsa*
Fri 11/3



SMU*
Sat 11/18



EAST CAROLINA*
Sat 11/25

BOLD ALL CAPS: HOME GAME / Game times TBA / *American Athletic Conference game / #Homecoming / For tickets, visit getigersgetix.com or call 901.678.2331.

AMERICAN
ATHLETIC CONFERENCE