


CELEBRATING 125 SEASONS



2017 MARYLAND FOOTBALL





# 2017 MARYLAND FOOTBALL

## 2017 SCHEDULE

DATE	OPPONENT	TIME
S2	at Texas	Noon
S9	TOWSON	Noon
S23	UCF	TBA
S30	at Minnesota *	TBA
O7	at Ohio State *	TBA
O14	NORTHWESTERN *	TBA
O21	at Wisconsin *	Noon
O28	INDIANA + *	TBA
N4	at Rutgers \$ *	TBA
N11	MICHIGAN *	TBA
N18	at Michigan State *	TBA
N25	PENN STATE *	TBA

ALL CAPS indicates home game; \*Big Ten game;  
+ Homecoming game.; \$ at Bronx, N.Y. (Yankee Stadium); All times Eastern

## 2016 RESULTS

Overall: 6-7 | Big Ten: 3-6

DATE	OPPONENT	RESULT
S3	HOWARD	W, 52-13
S9	at FIU	W, 41-14
S17	at UCF	W, 30-24 (OT)
O1	PURDUE + *	W, 50-7
O8	at Penn State *	L, 14-38
O15	MINNESOTA *	L, 10-31
O22	MICHIGAN STATE *	W, 28-17
O29	at Indiana *	L, 36-42
N5	at #2 Michigan *	L, 3-59
N12	#6 OHIO STATE *	L, 3-62
N19	at #19 Nebraska *	L, 7-28
N26	RUTGERS *	W, 31-13
N26	vs. Boston College ^	L, 30-36

\*Big Ten game; + Homecoming game.; ^ Quick Lane Bowl at Detroit, Michigan; All times Eastern

## FINAL 2016 STAT RANKS

MD	NAT.	CONF	
34.3	108	10	3rd Down Offense Pct.
37.5	42	8	3rd Down Defense Pct.
57.3	81	7	Completion Pct.
88	91	13	Fewest Penalties
10	87	10	Fumbles Lost
178.2	106	10	Passing Offense
212.3	45	9	Passing Defense
78.6	27	6	Red Zone Defense
84.2	66	7	Red Zone Offense
214.8	99	11	Rushing Defense
199.5	43	4	Rushing Offense
29.5	74	11	Scoring Defense
25.8	88	8	Scoring Offense
2.92	17	2	Team Sacks
27:46	100	9	Time of Possession
427.1	77	12	Total Defense
377.8	95	10	Total Offense
-0.54	107	13	Turnover Margin

## SETTING THE STAGE

### MARYLAND

2016 Record: 6-7 (3-6 B1G)  
Head Coach: DJ Durkin (Bowling Green '01)  
Coach's Record: 7-7 (.500)/2nd season  
Coach's Record at Maryland: 6-7 (.462)/2nd season  
Top Returning Passer: Tyrrell Pigrome (So.) / 322 yds / 1 start  
Top Returning Rusher: Ty Johnson (Jr.) / 1004 yds / 9.1 yds/c / 6 TDs  
Top Returning Receiver: D.J. Moore (Jr.) / 637 yds / 15.5 yds/c / 6 TDs  
Top Returning Tackler: Jermaine Carter, Jr. (Sr.) / 110 TT / 9.0 TFLs

### HISTORY

First Year of Football: 1895 (125th season)  
All-Time Record: 640-581-43 (.523/1,264 games)  
All-Time Bowl/Playoff Record: 11-14-2 (.444)  
National Championships: 1 (1953)  
Top All-Time Passer: Scott Milanovich (1992-95) / 7,301 yds  
Top All-Time Rusher: LaMont Jordan (1997-00) / 4,147 yds  
Top All-Time Receiver: Jermaine Lewis (1992-95) / 2,932 yds  
Top All-Time Tackler: Eric Wilson (1981-84) / 481 tackles

## WHAT YOU NEED TO KNOW

2

Head coach **DJ Durkin** is back for his second season at Maryland after improving the Terrapins record by three victories and leading the team to an appearance in the Quick Lane Bowl in his inaugural year at the helm. Durkin's Terps are set to play one of the nation's toughest schedules, with seven of the team's nine Big Ten opponents appearing in the postseason in 2016.

3

The Maryland offensive line returns three starters: **Damian Prince**, **Brendan Moore** and **Terrance Davis**. Under then-first year offensive coordinator, **Walt Bell**, the trio of linemen helped the Maryland rushing attack to its first 2,500 rushing yard season since 2002.

9

The Maryland defense returns nine starters from 2016, including senior linebacker **Jermaine Carter, Jr.**, who is a two-time All-Big Ten honoree and totaled 110 tackles and 9.0 tackles for loss last season. Carter has started a team-high 25 consecutive games and is looking to become the fifth player since 1969 to lead Maryland in tackles three consecutive seasons - others on the list include E.J. Henderson and D'Qwell Jackson.

9

Wideout **D.J. Moore** has posted nine touchdown receptions through his first two seasons - a mark that ranks better than current NFL wideouts and former Terrapins Torrey Smith (7) and Darrius Heyward-Bey (8). Stefon Diggs also had nine touchdown receptions in his first two seasons. Moore averaged 15.3 yards-per-play as a sophomore in 2016 - the highest average among all players in the Big Ten Conference.

20

Head coach **DJ Durkin's** 2017 recruiting class was sensational, ranking in the top-20 across all major recruiting platforms. The class included 17 players from the DMV region, in addition to 11 four-star signees and five members of the ESPN300.

80

Maryland returns nearly 80 percent of its total rushing yards from 2016, including 1,637 combined rushing yards from **Ty Johnson** and **Lorenzo Harrison**. Johnson became the ninth player in Maryland history to eclipse the 1,000-yard mark, while setting a program single-season record for yards/carry (9.1).

## STREAKS

Starts: LB Jermaine Carter, Jr. (25)  
Starts on Offense: WR D.J. Moore (23)  
Games with a Catch: D.J. Moore (21 - longest since Torrey Smith (30))  
100-Yd Rushing Games: Ty Johnson (2)  
Wins when scoring first: 5 (5-0 under Durkin)  
Wins in September: 3 (3-0 under Durkin)

## SOCIAL MEDIA

Twitter: @TerpsFootball  
@CoachDurkin  
Instagram: @TerpsFootball  
Facebook: /MarylandFootball  
YouTube: /MarylandAthletics

## CONTACT

Dustin Semonavick  
(Asst. AD/FB Communications)  
Email: dustin@umd.edu  
O: 301-314-7065 // C: 757-544-8393

Sean Ellenby  
(Secondary Football)  
Email: sellenby@umd.edu  
O: 301-314-8093

## 2017 Coaching Staff

Head Coach	DJ Durkin
Alma Mater, Year	Bowling Green ('01)
Record at school (years)	6-7 (1)
Career record (years)	7-7 (1)
Best time to reach coach	Through Media Relations
Weekly Press Conference	Tuesday, 1:12 p.m. ET

## Assistant Coaches

Andy Buh	Defensive Coordinator	2nd Year
Walt Bell	Offensive Coordinator/QBs	2nd Year
Chris Beatty	Assoc. HC/Wide Receivers	2nd Year
Jimmy Brumbaugh	Co-Def. Coord/DL	1st Year
Pete Lembo	Asst. HC/Spec. Teams Coord./TEs	2nd Year
Aazaar Abdul-Rahim	Defensive Backs	2nd Year
Matt Barnes	Linebackers	2nd Year
Tyler Bowen	Offensive Line	1st Year
Anthony Tucker	Running Backs	2nd Year
Alex Garwig	Graduate Assistant	2nd Year
Micah James	Graduate Assistant	1st Year
Freddi Knighten	Graduate Assistant	1st Year
Desmond Morgan	Graduate Assistant	1st Year

## Football Staff

Mason Baggett	Asst. Strength & Conditioning	2nd Year
Jason Baisden	Director of Football Operations	5th Year
Jon Barnum	Video Coordinator	2nd Year
Marcus Berry	Director of Recruiting	2nd Year
Dave Borbely	Spec. Asst. to HC	2nd Year
Rick Court	Asst. AD - FB Sports Performance	2nd Year
Brawley Evans	Sr. Defensive Analyst	2nd Year
Chris Jurek	Asst. Strength & Conditioning	2nd Year
Kevin Glover	Director of Player Development	1st Year
Drew Hampton	Head Equipment Manager	2nd Year
Tyler Hancock	Quality Control (ST)	2nd Year
Zach Higgins	Asst. Strength & Conditioning	1st Year
Cody James	Graphic Design Coord.	2nd Year
Dave Mencarini	Director of Player Personnel	2nd Year
Luke Noe	Asst. Dir. of Recruiting/Spec. Asst. to HC	2nd Year
Dan Pallante	Sr. Offensive Analyst	2nd Year
Annie Peppard	Executive Assistant	7th Year
Armani Reeves	Coordinator of Player Development	1st Year
Wes Robinson	Head Trainer	11th Year
Dustin Semonavick	Communications	3rd Year
Antonio Turner	Asst. Strength & Conditioning	2nd Year
David Wilczewski	Dir. of Recruiting Ops.	4th Year

## Team Information

2016 overall record	6-7
2016 conference record (finish)	3-6 (5th in B1G East)
Basic offense	Multiple
Basic defense	Multiple
Letterwinners returning:	Offense: 20 Defense: 22 Specialty: 6 Total: 53
Letterwinners lost	Offense: 14 Defense: 7 Specialty: 1 Total: 22
Starters returning	Offense: 6 Defense: 8 Specialty: 2 (of 3) Total: 14

## Media Guidelines

### Interviews

Media interviews with all Maryland players and coaches must be arranged through the Maryland Media Relations Department. Members of the media may contact **Dustin Semonavick** (dustin@umd.edu) or **Sean Ellenby** (sellenby@umd.edu) to arrange interviews with head coach DJ Durkin and players.

### Season Practice Policy

Practices, which are normally scheduled for Sunday, Tuesday, Wednesday and Thursday, are closed to the media and public. Friday walk-throughs (home and away) are also closed.

### Weekly Media Availability

**Monday:** Local media teleconference with head coach DJ Durkin (contact dustin@umd.edu for access number and code to participate)

**Tuesday:** Head coach DJ Durkin's weekly news conference and selected player availability in the press area on the fifth floor of Tyser Tower at Capital One Field at Maryland Stadium; also 1:12 p.m. ET, Big Ten Football Coaches Teleconference

**Wednesday:** Offensive coordinator Walt Bell and defensive coordinator Andy Buh, in addition to selected players, media availability in the press area on the fifth floor of Tyser Tower at Capital One Field at Maryland Stadium. The DJ Durkin Radio Show will take place from 7-8 pm at Buffalo Wild Wings in College Park every Wednesday during the season.

**Saturday:** Postgame

\* Time and date for weekly player availability TBD. Call-in information for the Big Ten Football Coaches Teleconference to be announced at a later date.

### Postgame Media Availability

At home, Durkin will address the media in Glazer Auditorium of the Gossett Football Team House. Players will follow Durkin. On the road, Durkin and players will address the media at a designated location. The locker room is closed and interviews are not permitted on the field at the conclusion of any game.

### Parking for Media Availability

Parking will be available on the concourse of Capital One Field at Maryland Stadium. Enter at Gate E, which is located on the North side of Maryland Stadium on Stadium Drive. Turn right as you go through the gate and park near the rails or parallel with the bleachers. Gossett Football Team House may be accessed by walking through the stands or exiting the stadium at Gate J and entering again at Gate K (located on Field House Drive). The practice field may be accessed by exiting at Gate E, turning right and walking approximately 150 yards.

### Credentials

Applications for season credentials are to be submitted at <http://www.sportssystem.com/maryland>. The deadline for season credentials is August 18. Credentials for approved applications will be mailed or can be picked up on August 29, the first news conference of the regular season. For outlets requesting overnight delivery of credentials, please supply the Maryland Media Relations Department with a FedEx account number.

Per game credential requests should be submitted to Dustin Semonavick (dustin@umd.edu).

## 2017 Big Ten Football Coaches Teleconference (Eastern Time)

Chris Ash, Rutgers	Noon
Jim Harbaugh, Michigan	12:08 p.m.
Paul Chryst, Wisconsin	12:16 p.m.
Mike Riley, Nebraska	12:24 p.m.
Mark Dantonio, Michigan State	12:32 p.m.
Kirk Ferentz, Iowa	12:40 p.m.
P.J. Fleck, Minnesota	12:48 p.m.
Pat Fitzgerald, Northwestern	12:56 p.m.
Lovie Smith, Illinois	1:04 p.m.
<b>DJ Durkin, Maryland</b>	<b>1:12 p.m.</b>
Jeff Brohm, Purdue	1:20 p.m.
James Franklin, Penn State	1:28 p.m.
Urban Meyer, Ohio State	1:36 p.m.
Tom Allen, Indiana	1:44 p.m.

## Maryland Sports Radio Network

City	Dial	Frequency	Station
Baltimore, Md.	105.7	FM	WJZ (Flagship)
Washington, D.C.	980	AM	ESPN (Flagship)
Baltimore, Md.	101.9	FM	WLIF (Secondary)
Buckland, Va.	94.3	FM	WWXX
Crisfield, Md.	540	AM	WGOP
Crisfield, Md.	97.9	FM	WBEY
Cumberland, Md.	1450	AM	WTBO
Frederick, Md.	930	AM	WFMD
Hagerstown, Md.	1490	AM	WARK
Hagerstown, Md.	98.9	FM	WARK
Lexington Park, Md.	1690	AM	WPTX
Prince Frederick, Md.	92.7	FM	WWXT
Salisbury, Md.	960	AM	WTGM

\*All game broadcasts will also be available on SiriusXM and TuneIn.

\*\*Affiliates may be added later in the season. Check the Maryland Broadcasting page on [umterps.com](http://umterps.com) for an up-to-date list.

# RETURNING STARTERS: OFFENSE

RB  
6



**TY JOHNSON • 5-10 • 205 • JR.-2V**

- Appeared in all 13 games (8 starts), totaling 1004 rush yards (9.1 yds/c) and six touchdowns in 2016.
- Set Maryland record for yards/rush attempt (min. 100 carries) with 9.1 yards/carry.
- Became just the 9th player in Maryland history to reach 1,000 rush yards in a season.

WR  
1



**D.J. MOORE • 5-11 • 215 • JR.-2V**

- Has a catch in 21 straight games - most since Torrey Smith (30) from 2008 to 2010.
- Has 9 TD catches in first two seasons - ties MD record (Diggs, J. Lewis, Bungori).
- Led team in receiving yards (637), receiving TDs (6) and yards/catch (15.5) in 2016.

TE  
48



**DERRICK HAYWARD • 6-5 • 235 • SR.-3V**

- Started all 13 games in 2016, and has 37 career appearances.
- Had four catches for 17 yards and a touchdown in 2016.

OL  
58



**DAMIAN PRINCE • 6-3 • 315 • JR.-2V**

- Started all 13 games at right tackle in 2016 (19 career starts).
- Maryland offense eclipsed 2,500 rushing yards for first time since 2002.
- Helped Ty Johnson become 9th 1,000 yard rusher in Maryland history.

OL  
64



**BRENDAN MOORE • 6-3 • 300 • JR.-2V**

- Started all 13 games at center in 2016.
- Maryland offense eclipsed 2,500 rushing yards for first time since 2002.
- Helped Ty Johnson become 9th 1,000 yard rusher in Maryland history.

OL  
75



**TERRANCE DAVIS • 6-3 • 315 • SO.-1V**

- Appeared in all 13 games, finishing the season with 9 straight starts at right guard.
- Maryland offense eclipsed 2,500 rushing yards for first time since 2002.
- Helped Ty Johnson become 9th 1,000 yard rusher in Maryland history.

## OTHER NOTABLES

RB  
23



**LORENZO HARRISON • 5-8 • 193 • SO.-1V**

- Appeared in the first nine games, making two starts in 2016.
- Ranked second on the team in rushing yards (633) and rushing touchdowns (5).
- Set Maryland freshman record for yards/rush attempt (7.2) with a min. 75 carries.
- Became first frosh in MD history to score a rushing TD in each of first four games.

WR  
12



**TAIVON JACOBS • 5-11 • 170 • SR.-1V**

- Did not see game action in 2016 due to injury.
- Appeared in 12 games (4 starts) in 2015, totaling 21 catches for 264 yards and two touchdowns.
- Younger brother of former Maryland wideout, Lavern Jacobs.

WR  
84



**JACQUILLE VEIL • 5-9 • 185 • SR.-2V**

- Has appeared in 24 career games for the Terps.
- Played at Towson in 2015, before transferring back to Maryland for the 2016 season.
- Did not play in 2016 due to NCAA transfer policy.

OL  
55



**DERWIN GRAY • 6-5 • 328 • JR.-2V**

- Appeared in all 13 games in 2016, making three starts at left tackle.
- Maryland offense eclipsed 2,500 rushing yards for first time since 2002.
- Helped Ty Johnson become 9th 1,000 yard rusher in Maryland history.

QB  
3



**TYRRELL PIGROME • 5-1 • 196 • SO.-1V**

- Appeared in 11 games, making one start at quarterback in 2016.
- Totaled 322 passing yards and two touchdown passes.
- Ranked third on team in rushing yards (254) and third in rushing touchdowns (4).
- Scored the game-winning overtime touchdown on a 24-yard run at UCF.

QB  
2



**CALEB HENDERSON • 6-3 • 215 • JR.-TR**

- Transfer from North Carolina - sat out 2016 season due to NCAA transfer policy.
- Saw late action in two games as a redshirt freshman at UNC in 2015.
- Ranked the No. 10 overall quarterback in the 2014 freshman class.

## Offensive Starters Lost (5)

### OL Michael Dunn

- A 2x Honorable Mention All-Big Ten offensive lineman who started 48 career games for the Terps, including 31 at left tackle. Currently signed with the Los Angeles Rams.

### QB Perry Hills

- Started 26 career games at quarterback, including 11 starts in 2016. Led the Big Ten in completion percentage (61.9) and ranked second in pass efficiency (140.4) in 2016.

### WR Lavern Jacobs

- Started 22 career games at wideout, finishing career ranking seventh in Maryland history with 130 catches and 12th in receiving yards (1,544). Currently signed with the Washington Redskins.

### OL Mike Minter

- Started 11 games at left guard in 2016 and 14 overall in career.

### WR Teldrick Morgan

- Started 11 games in 5th-year transfer season in 2016, leading the team in receptions (43) and ranking second in yards (497) and TDs (4).

## Offensive Notes

- The Maryland offense is set to begin its second season under the direction of offensive coordinator **Walt Bell**, who improved the Terrapin offense in nearly every category.

- The Terps return 78 percent of their rushing yardage from 2016, including its top two rushers: junior **Ty Johnson** (1004 yds) and sophomore **Lorenzo Harrison** (633 yds). Maryland's 2,594 rushing yards in 2016 was its most since 2003.

- Junior wideout **D.J. Moore** is one of the most dangerous pass catchers in the Big Ten. He led the conference in yards/play (15.3) as a sophomore, totaling 41 catches for 637 yards and six touchdowns.

- The Terps added a number of talented recruits, including 4-star quarterback **Kasim Hill**, who was the 2017 Washington D.C. Gatorade Player of the Year, and 4-star running back **Anthony McFarland** out of DeMatha Catholic.

## RETURNING STARTERS: DEFENSE

DE  
41**JESSE ANIEBONAM • 6-3 • 260 • SR.-3V**

- Appeared in all 13 games, making six starts in 2016.
- Led team with 14.0 tackles for loss and 9.0 sacks - his 89 TFL yards was 8th-most in single-season history.
- Ranked fifth in Big Ten with 0.69 sacks/g.

NOSE  
57**KINGSLEY OPARA • 6-3 • 300 • SR.-2V**

- Appeared in all 13 games (9 starts) in breakout junior season.
- Totaled 41 tackles and ranked second on team in 11.5 tackles for loss in 2016.
- Also posted 3.0 sacks.

DT  
18**CAVON WALKER • 6-2 • 280 • SR.-2V**

- Appeared in all 13 games (3 starts) in 2016.
- Had career-highs in tackles (30), TFLs (8.5), and sacks (3.5) in 2016.

BUCK  
92**CHANDLER BURKETT • 6-0 • 240 • SR.-2V**

- Appeared in all 13 games, making 8 starts in breakout junior season.
- Had 32 tackles, 4.0 TFLs, 2.0 sacks, 3 PBUs and blocked 2 PATs in 2016.
- Has appeared in 23 career games.

LB  
1**JERMAINE CARTER, JR. • 6-0 • 235 • SR.-3V**

- 2x Honorable Mention All-Big Ten (2016, 2015)
- Has started team-high 25 straight games.
- Led team in tackles in 2015 (103) and 2016 (110), totaling 203 during span.
- Has 23.0 career tackles for loss and 6.0 career sacks.

LB  
2**SHANE COCKERILLE • 6-2 • 235 • SR.-3V**

- Earned HM All-Big Ten in 2016 in first season on defensive side of ball.
- Started 12 games at WILL linebacker, ranking second on team with 108 tackles.
- Ranked 3rd in B1G with 9.0 tackles/g.
- Also totaled 8.0 TFLs and 3.0 sacks.

LB  
43**JALEN BROOKS • 6-1 • 232 • SR.-3V**

- 3x Academic All-Big Ten (2014-16).
- Appeared in all 13 games in 2016, making four starts.
- Has more than 100 career tackles in 36 total appearances.

NICK  
21**RAVON DAVIS • 5-10 • 170 • JR.-1V**

- Appeared in 12 games (4 starts) after starting training camp as a walk-on in 2016.
- Totaled 24 tackles and four pass breakups.

CB  
7**JC JACKSON • 6-1 • 190 • JR.-1V**

- Appeared in 12 games, making 11 starts at cornerback in 2016.
- Led team with six pass breakups, and also had 40 tackles, one interception and one forced fumble.

S  
4**DARNELL SAVAGE, JR. • 5-10 • 187 • JR.-2V**

- Started 12 games at safety in 2016 after playing cornerback in 2015.
- Ranked third on team with career-high 59 tackles.
- Also posted 3.5 tackles for loss, four pass breakups and an interception.

## OTHER NOTABLES

DT  
96**BRETT KULKA • 6-4 • 260 • JR.-2V**

- Appeared in all 13 games, making five starts in 2016.
- Totaled 11 tackles and 2.0 TFLs.

DB  
10**JOSH WOODS • 6-1 • 202 • SR.-3V**

- Appeared in 10 games, making five starts at safety in 2016.
- Totaled 41 tackles and caused two fumbles.

DB  
3**DENZEL CONYERS • 6-3 • 212 • RSR.-1V**

- 5th-year senior granted extra year of eligibility.
- Started first three games of 2016 at safety before suffering season-ending injury.

DB  
17**TINO ELLIS • 6-1 • 185 • SO.-1V**

- Appeared in 12 games, making one start at cornerback.
- Totaled nine tackles and three pass breakups.

## Defensive Starters Lost (4)

## DE Roman Braglio

- Started 25 games, including 19 straight at defensive end to close career. Had 46 tackles and 5.5 TFLs in 2016.

## DB Alvin Hill

- Started 20 career games at cornerback, including all 13 games in 2016. Had team-high 51 tackles and two interceptions last season.

## DB William Likely III

- Started 41 career games, including the first six of 2016 before suffering an ACL tear. An All-American return man and two-time First Team All-Big Ten cornerback, who rewrote the Maryland record book. Currently signed with the New England Patriots.

## DT Azubuike Ukandu

- Started 16 career games, including eight in 2016. Led all defensive linemen on team last season in tackles (49), TFLs (4.0) and sacks (2.5).

## Defensive Notes

- The Maryland defense is set to begin its second season under the direction of defensive coordinator **Andy Buh**.

- Despite losing four players, the Terrapin defense returns 17 players who started at least one game in 2016. **Jermaine Carter, Jr.** has started all 25 games over the last two seasons at middle linebacker.

- Senior linebacker **Jermaine Carter, Jr.**, has led the Terps in tackles over two seasons, totaling 213 over that span. Carter is a two-time All-Big Ten linebacker and is on the 2017 Bednarik Award Watch List.

- Maryland ranked second in the Big Ten in sacks in 2016, and return 80% of its production from last season. Senior **Jesse Aniebonam** leads the way after a 9.0 sacks season, while **Jermaine Carter, Jr.** was second on the team with 6.0. Aniebonam also had a team-best 14.0 tackles for loss, which was followed closely by **Kingsley Opara's** 11.0 TFLs.

- Maryland added key recruits, including 4-star defensive backs **Deon Jones** and **Markquese Bell**.

ALPHABETICAL  
ROSTER

No.	Name	Pos.
56 (d)	Adams, Nate	LS
41 (d)	Aniebonam, Jesse	DL
39	Baca, Steve	LB
80	Barnes, Noah	TE
11	Bazzie, Fofie	DB
37 (d)	Bekoe, Josh	WR
13	Bell, Markquese	DB
	Bennett, Kenny	DB
18 (d)	Bortenschlager, Max	QB
27	Brand, Bryce	DL
16	Brand, Ryan	QB
25	Brooks, Antoine	LB
43	Brooks, Jalen	LB
	Browder, Jalen	WR
92	Burkett, Chandler	LB
	Capehart, Tahj	WR
	Carriere, Carlos	WR
1 (d)	Carter Jr., Jermaine	LB
70	Christie, Sean	OL
2	Cockerille, Shane	LB
	Comma, Jayden	WR
3 (d)	Conyers, Denzel	DB
30 (d)	Corbin, Allen	DB
87	Cornwell, Michael	WR
12 (d)	Daniels, Elijah	DB
29	Daniels, Elisha	DB
85	Davenport, Jahrvis	WR
22	Davis, Isaiah	LB
21	Davis, RaVon	DB
75	Davis, Terrance	OL
82	Edwards, Avery	TE
31	Egbuaba, Nnamdi	LB
	Eley, Ayinde	LB
17	Ellis, Tino	WR
	Fleet-Davis, Tayon	RB
34	Funk, Jake	RB
	Gaddy, Brandon	DL
	Gaddy, Breyon	DL
56 (d)	Gillespie, Matt	LB
55 (d)	Goldbourne, Dion	DL
55 (d)	Gray, Derwin	OL
3 (d)	Greene, Adam	PK
23 (d)	Harrison, Lorenzo	RB
48	Hayward, Derrick	TE
2 (d)	Henderson, Caleb	QB
	Hill, Kasim	QB
59	Howard, Keiron	DL
	Hunt, Tyran	OL
44	Isaacs, Andrew	TE
7 (d)	Jackson, JC	DB
12 (d)	Jacobs, Taivon	WR
	Jarrell, MJ	WR
6	Johnson, Ty	RB
37 (d)	Jones, Chris	WR
14	Jones, Deon	DB
	Jordan, Johnny	OL
19 (d)	Kee, Cal	LB
15	Keihn, Melvin	DL

## NUMERICAL ROSTER

No.	Name	Pos.	Ht.	Wt.	Cl.	Exp.	Hometown (High School/Last School)
1 (d)	Jermaine Carter, Jr.	LB	6-0	228	Sr.	3V	Fort Washington, Md. (Friendship Collegiate)
1 (d)	D.J. Moore	WR	5-11	215	Jr.	2V	Philadelphia, Pa. (Imhotep Charter HS)
2 (d)	Shane Cockerille	LB	6-2	235	Sr.	3V	Baltimore, Md. (Gilman School)
2 (d)	Caleb Henderson	QB	6-3	225	Jr.	RS	Burke, Va. (Lake Braddock HS/North Carolina)
3 (d)	Denzel Conyers	DB	6-3	215	RSr.	1V	St. Petersburg, Fla. (Boca Ciega HS/Butte College)
3 (d)	Adam Greene	PK	5-11	193	Sr.	2V	Arnold, Md. (Broadneck HS)
3 (d)	Tyrrell Pigrome	QB	5-11	196	So.	1V	Pinson, Ala. (Clay-Chalkville HS)
4	Darnell Savage, Jr.	DB	5-10	191	Jr.	2V	Newark, Del. (Caravel Academy)
6	Ty Johnson	RB	5-10	208	Jr.	2V	Cumberland, Md. (Fort Hill HS)
7	JC Jackson	DB	6-1	193	Jr.	1V	Immokalee, Fla. (Immokalee HS)
10 (d)	DJ Turner	WR	5-9	200	So.	1V	Glenarden, Md. (DeMatha Catholic HS)
10 (d)	Josh Woods	DB	6-1	204	Sr.	3V	Baltimore, Md. (McDonogh School)
11	Fofie Bazzie	DB	5-11	190	Fr.	HS	Silver Spring, Md. (Quince Orchard HS)
12 (d)	Elijah Daniels	DB	6-0	193	So.	1V	Davie, Fla. (Cardinal Gibbons HS)
12 (d)	Taivon Jacobs	WR	5-11	170	Sr.	1V	Camp Springs, Md. (Suitland HS)
13	Markquese Bell	DB	6-2	208	Fr.	HS	Bridgeton, N.J. (Bridgeton HS)
14 (d)	Deon Jones	DB	6-0	195	Fr.	HS	Oxon Hill, Md. (Potomac HS)
14 (d)	J.T. Ventura	DE	6-1	215	Sr.	SQ	Holidaysburg, Pa. (Holidaysburg Area HS)
15	Melvin Keihn	DE	6-1	228	Jr.	1V	Towson, Md. (Gilman/Virginia Tech)
16	Ryan Brand	QB	5-11	182	RSO.	TR	Detroit, Mich. (Detroit Jesuit HS/Air Force/San Mateo CC)
17	Tino Ellis	DB	6-1	193	So.	1V	Reisterstown, Md. (DeMatha Catholic HS)
18 (d)	Max Bortenschlager	QB	6-3	211	So.	1V	Fishers, Ind. (Cathedral HS)
18 (d)	Cavon Walker	DL	6-2	278	Sr.	2V	Washington, D.C. (Friendship Collegiate)
19	Cal Kee	DB	6-1	205	So.	SQ	Hampton, Va. (Hampton HS/Nevada)
20	Antwaine Richardson	DB	6-0	182	So.	1V	Delray Beach, Fla. (Atlantic Community HS)
21	RaVon Davis	DB	5-10	177	Jr.	1V	Fort Washington, Md. (Friendly HS/Miss. Gulf Coast CC)
22	Isaiah Davis	ILB	6-1	238	So.	1V	Temple Hills, Md. (St. Stephen's & St. Agnes)
23 (d)	Lorenzo Harrison III	RB	5-8	195	So.	1V	Hillcrest Heights, Md. (DeMatha Catholic HS)
23 (d)	Alex Woods	DB	6-2	190	RJr.	TR	Durham, N.C. (Hillside HS/Lackawanna CC)
24	Qwuantrezz Knight	DB	6-0	197	So.	1V	Quincy, Fla. (East Gadsden HS)
25	Antoine Brooks	LB	5-11	210	So.	1V	Lanham, Md. (DuVal HS)
27	Bryce Brand	DL	6-3	241	Fr.	HS	Detroit, Mich. (Clayton Valley Charter)
29	Elisha Daniels	DB	6-0	181	So.	1V	Davie, Fla. (Cardinal Gibbons HS)
30	Allen Corbin	DB	5-9	190	Sr.	SQ	Westminster, Md. (Winters Mill HS)
31	Nnamdi Egbuaba	LB	6-0	227	Jr.	1V	Baltimore, Md. (St. Frances Academy)
32	LaDerrien Wilson	RB	5-11	227	RFr.	RS	Saint Cloud, Fla. (Kissimmee-Osceola HS)
34	Jake Funk	RB	5-11	202	So.	1V	Gaithersburg, Md. (Damascus HS)
35	Marcus Smith	RB	5-9	203	Sr.	SQ	West Friendship, Md. (Marriotts Ridge HS)
37 (d)	Josh Bekoe	WR	5-11	201	Sr.	SQ	Alexandria, Va. (Mount Vernon HS)
37 (d)	Chris Jones	WR	6-2	177	Sr.	SQ	Baltimore, Md. (DeMatha Catholic HS/Iowa Western CC)
39	Steve Baca	LB	6-2	220	So.	SQ	Mt. Airy, Md. (South Carroll HS)
40	Ikechukwu Ogwuegbu	RB	5-9	195	So.	SQ	Hyattsville, Md. (Northwestern HS)
41 (d)	Jesse Aniebonam	DL	6-3	259	Sr.	3V	Silver Spring, Md. (Good Counsel HS)
41 (d)	Mike Shinsky	K	5-9	178	So.	1V	Towson, Md. (McDonogh School)
42	Nick Underwood	LB	6-0	225	RSO.	TR	Lake Oswego, Ore. (Lake Oswego HS/Air Force/Riverside CC)
43	Jalen Brooks	LB	6-1	236	Sr.	3V	Suwanee, Ga. (North Gwinnett HS)
44	Andrew Isaacs	DL	6-2	254	Sr.	2V	Manchester, Conn. (Manchester HS)
45	Dimitri Lee	DB	5-9	191	Sr.	SQ	Bowie, Md. (Friendship Collegiate/Coastal Carolina)
47	Kevin Woodeshick	TE	6-2	225	Jr.	SQ	Berwick, Pa. (Berwick HS)
48	Derrick Hayward	TE	6-5	240	Sr.	3V	Salisbury, Md. (Wicomico HS)
50	Mbi Tanyi	DL	6-1	296	Jr.	2V	Houston, Texas (George Bush HS)
51	Matt Oliveira	LS	6-1	215	Jr.	1V	Watchung, N.J. (Saint Peter's Prep)
53	Brett Shepherd	LB	6-4	230	So.	1V	Buford, Ga. (Collins Hill HS)
55 (d)	Dion Goldbourne	DE	6-4	218	RFr.	RS	Delray Beach, Fla. (Atlantic Community HS)
55 (d)	Derwin Gray	OL	6-5	330	Jr.	2V	Washington, D.C. (Friendship Coll./Fork Union Military Acad.)
56 (d)	Nate Adams	LS	6-0	210	Sr.	3V	Phoenix, Ariz. (Greenway HS)
56 (d)	Matt Gillespie	LB	6-1	235	Sr.	SQ	Towson, Md. (Loyola Blakefield)
57 (d)	Richard Merritt	OL	6-5	360	RFr.	RS	Silver Spring, Md. (Archbishop Carroll HS)
57 (d)	Kingsley Opara	DL	6-3	300	Sr.	2V	Jacksonville, Fla. (Mandarin HS)
58	Damian Prince	OL	6-3	315	Jr.	2V	Washington, D.C. (Bishop McNamara HS)

# 2017 MARYLAND FOOTBALL

No.	Name	Pos.	Ht.	Wt.	Cl.	Exp.	Hometown (High School/Last School)
59	Keiron Howard	DL	6-3	293	So.	1V	Fort Washington, Md. (Potomac HS)
60	Seun Oluwatimi	DL	6-1	298	So.	SQ	Upper Marlboro, Md. (DeMatha Catholic HS)
64	Brendan Moore	OL	6-3	302	Jr.	2V	Austin, Texas (Westwood HS)
67	Tyran Hunt	OL	6-7	300	Fr.	HS	Boykins, Va. (Southampton HS)
68	Ellis McKennie	OL	6-3	305	So.	1V	McSherrytown, Pa. (McDonogh School)
70	Sean Christie	OL	6-4	305	Jr.	1V	Medford, N.Y. (Patchogue-Medford HS)
74	Brian Plummer	OL	6-6	310	RFr.	RS	New Windsor, Md. (South Carroll HS)
75	Terrance Davis	OL	6-3	308	So.	1V	Temple Hills, Md. (DeMatha Catholic HS)
77	Will McClain	OL	6-5	303	So.	SQ	Middletown, Md. (Middletown HS)
80	Noah Barnes	TE	6-4	225	RFr.	RS	Auburn, Ala. (Auburn HS)
82	Avery Edwards	TE	6-4	240	Jr.	2V	Raleigh, N.C. (Ravenscroft HS)
84	Jacquille Veii	WR	5-9	188	RSr.	2V	Gaithersburg, Md. (The Avalon School)
85	Jahvis Davenport	WR	5-9	194	Jr.	2V	Tampa, Fla. (Robinson HS)
87	Michael Cornwell	WR	6-2	225	Jr.	1V	Owings Mills, Md. (McDonogh School)
88	Wade Lees	P	6-2	208	So.	1V	Melbourne, Australia (Deakin University)
91	Adam McLean	DL	6-2	305	So.	1V	Gaithersburg, Md. (Quince Orchard HS)
92	Chandler Burkett	DL	6-3	254	Sr.	2V	Panama City, Fla. (Bozeman HS)
93	Oseh Saine	DL	6-2	295	So.	1V	Worcester, Mass. (Lincoln HS/Worcester Academy)
96	Brett Kulka	DL	6-4	260	Jr.	2V	Edinboro, Pa. (General Mclane HS)
97 (d)	Celso Rivera	DL	6-1	350	Jr.	WO	Woodbridge, Va. (Gar-Field HS)
97 (d)	Danny Sutton	PK/P	6-0	185	Sr.	1V	New Hope, Pa. (New Hope Solebury HS/Towson)
	Kenny Bennett	DB	6-2	201	Fr.	HS	Philadelphia, Pa. (Academy at Palumbo)
	Jalen Browder	WR	6-1	180	Fr.	HS	Dallas, Ga. (East Paulding HS)
	Tahj Capehart	WR	5-10	184	Fr.	HS	Virginia Beach, Va. (Bishop Sullivan Catholic)
	Carlos Carriere	WR	6-4	180	Fr.	HS	Alpharetta, Ga. (Alpharetta HS)
	Jayden Comma	WR	6-2	208	Fr.	HS	Roswell, Ga. (Roswell HS)
	Ayinde Eley	LB	6-3	226	Fr.	HS	Silver Spring, Md. (Good Counsel)
	Tayon Fleet-Davis	RB	5-11	231	Fr.	HS	Oxon Hill, Md. (Potomac HS)
	Brandon Gaddy	DL	6-2	311	Fr.	HS	Virginia Beach, Va. (Bishop Sullivan Catholic)
	Breyon Gaddy	DL	6-2	360	Fr.	HS	Virginia Beach, Va. (Bishop Sullivan Catholic)
	Kasim Hill	QB	6-2	232	Fr.	HS	Washington, D.C. (St. John's College)
	MJ Jarrell	WR	6-1	183	Fr.	HS	Orlando, Fla. (Timber Creek HS)
	Johnny Jordan	OL	6-1	307	Fr.	HS	Leesburg, Va. (Gonzaga HS)
	Javon Leake	RB	6-0	200	Fr.	HS	Greensboro, N.C. (Page HS)
	Anthony McFarland	RB	5-8	208	Fr.	HS	Hyattsville, Md. (DeMaha Catholic HS)
	Jordan McNair	OL	6-4	325	Fr.	HS	Randallstown, Md. (McDonogh School)
	B'Ahmad Miller	DL	6-2	276	Fr.	HS	Newark, Del. (St. Frances Academy)
	Marcus Minor	OL	6-4	294	Fr.	HS	Lanham, Md. (DeMatha Catholic HS)
	Sean Nelson	WR	6-0	181	Fr.	HS	Fairburn, Ga. (Langston Hughes HS)
	Andrew Park	TE	6-4	260	Fr.	HS	Fairfax Station, Va. (Lake Braddock HS)
	Lawtez Rogers	DL	6-4	274	Fr.	HS	Greenbelt, Md. (Eleanor Roosevelt HS)
	Cam Spence	DL	6-3	315	Fr.	HS	Washington, D.C. (St. John's College)

No.	Name	Pos.
24	Knight, Owuantrezz	DB
96	Kulka, Brett	DL
	Leake, Javon	RB
45	Lee, Dimitri	DB
88	Lees, Wade	P
77	McClain, Will	OL
	McFarland, Anthony	RB
68	McKennie, Ellis	OL
91	McLean, Adam	DL
	McNair, Jordan	OL
57	Merritt, Richard	OL
	Miller, B'Ahmad	DL
	Minor, Marcus	OL
64	Moore, Brendan	OL
1 (d)	Moore, D.J.	WR
	Nelson, Sean	WR
40	Ogwuegbu, Ikechukwu	RB
51	Oliveira, Matt	LS
60	Oluwatimi, Seun	DL
57	Opara, Kingsley	DL
	Park, Andrew	TE
3 (d)	Pigrome, Tyrrell	QB
74	Plummer, Brian	OL
58	Prince, Damian	OL
20	Richardson, Antwaine	DB
	Rivera, Celso	DL
	Rogers, Lawtez	DL
93	Saine, Oseh	DL
26	Savage Jr., Darnell	DB
53 (d)	Shepherd, Brett	LB
41 (d)	Shinsky, Mike	PK
35	Smith, Marcus	RB
	Spence, Cam	DL
97	Sutton, Danny	PK
50	Tanyi, Mbi	LB
10	Turner, DJ	WR
42	Underwood, Nick	LB
84	Veii, Jacquille	WR
14 (d)	Ventura, J.T.	DB
18 (d)	Walker, Caven	DL
38 (d)	Wilson, LaDerrien	RB
47	Woodeshick, Kevin	TE
23	Woods, Alex	DB
10 (d)	Woods, Josh	DB

Key: (d) indicates duplicate number; RS indicates redshirted in 2015; SQ indicates has been eligible to play at least one season, but has not earned a letter; HS indicates high school; TR indicates transfer; WO indicates first-year walk-on

## Pronunciation Guide

Player	Pronunciation	Player	Pronunciation
Jesse Aniebonam	ANN-e-bon-um	Taivon Jacobs	Tay-von
Fofie Bazzie	FOE-fee	Melvin Keihn	like "cane"
Markquese Bell	Mar-KEESE	Kingsley Opara	O-par-ah
Josh Bekoe	Bae-co	Oseh Saine	Oh-SAY sane
Antwaine Carter	Antoine	Mbi Tanyi	Em-bee Tie-yan
RaVon Davis	Ray-Von	Caven Walker	SAY-von
Nnamdi Egbuaba	Nam-dee Ay-Buh-ah-ba		



**NATE ADAMS**

LS • 6-0 • 210 • Sr. • 3V  
Phoenix, Ariz.  
(Northwestern HS/New Mexico)  
Major: Finance

56

**ADAMS' HONOR ROLL**

- 2x Academic All-Big Ten (2016, 2015)

**As a Junior (2016):** Appeared in two games at long snapper, starting against Howard (9/3).

**As a Sophomore (2015):** Started all 12 games at long snapper.

**As a Freshman (2014):** Appeared in five games ... made collegiate debut against eventual national champion Ohio State (10/4) ... handled long snapping duties against Ohio State (10/4), Iowa (10/18), Wisconsin (10/25), Penn State (11/1) and Michigan State (11/15).



**JESSE ANIEBOM**

DL • 6-3 • 259 • Sr. • 3V  
Silver Spring, Md.  
(Good Counsel HS)  
Major: Family Science

41

**ANIEBOM'S HONOR ROLL**

- 2017 Athlon Sports Third Team Preseason All-Big Ten

**As a Junior (2016):** Appeared in all 13 games, making six starts ... Led team w/ 14.0 TFLs and 9.0 sacks ... Led all 3-4 outside linebackers in Big Ten with 30 pressures ... Totaled 46 tackles ... Ranked fifth in Big Ten with 0.69 sacks per game ... Totaled 89 TFL yards - 8th-most in program single-season history ... Notched three tackles, including a TFL, and forced a fumble vs. Boston College (12/26) ... Posted a career-high 2.0 sacks for 17 yards vs. Rutgers (11/26).

**As a Sophomore (2015):** Appeared in all 12 games with three starts ... totaled 23 tackles, and ranked third on team with 3.5 sacks and tied for fourth with 6.5 tackles for loss.

**As a Freshman (2014):** Appeared in all 13 games and totaled 14 tackles, including 1.0 TFL and a 0.5 sack.

**Personal:** Cousin of former NY Giants star, Osi Umenyiora.

**ANIEBONAM'S CAREER STATISTICS**

Defense	G-GS	UT	AT	TT	TFL	Sacks	FC	FR	PBU	Int.
2014	13-0	5	9	14	1.0-3	0.5-3	0	0	1	0-0
2015	12-3	14	9	23	6.5-23	3.5-16	0	0	1	0-0
2016	13-6	25	21	46	14.0-89	9.0-74	1	0	1	0-0
<b>Career</b>	<b>38-9</b>	<b>44</b>	<b>39</b>	<b>83</b>	<b>21.5-115</b>	<b>13.0-93</b>	<b>1</b>	<b>0</b>	<b>3</b>	<b>0-0</b>

**Career Highs**

**Tackles** - 5 (4x, last at Indiana, 10/29/16)  
**Solo Tackles** - 5 (vs. Bowling Green, 9/12/15)  
**TFL** - 3.0 (at UCF, 9/17/16)  
**Sacks** - 2.0 (vs. Rutgers, 11/26/16)  
**Forced Fumbles** - 1 (vs. Boston College, 12/26/16)



**STEVE BACA**

LB • 6-2 • 220 • So. • SQ  
Mt. Airy, Md. (South Carroll HS)  
Major: Gov't & Politics

39

**As a Freshman (2016):** Did not see game action.



**NOAH BARNES**

TE • 6-4 • 225 • RFr. • RS  
Auburn, Ala.  
(Auburn HS)  
Major: Kinesiology

80

**As a Freshman (2016):** Did not see game action.



**JOSH BEKOE**

WR • 5-11 • 201 • Sr. • SQ  
Alexandria, Va.  
(Mount Vernon HS)  
Major: American Studies

37

**As a Junior (2016):** Did not see game action.



**MAX BORTENSCHLAGER**

QB • 6-3 • 211 • So. • 1V  
Fishers, Ind. (Cathedral HS)  
Major: Undecided

18

**As a Freshman (2016):** Appeared in two games, including one start ... Made first career start at #19 Nebraska (11/19), completing 14-of-29 passes for 191 yards and a touchdown ... The 92-yard touchdown pass to D.J. Moore tied for the second-longest pass in Maryland history ... Made collegiate debut against Howard (9/3), entering in the fourth quarter and completing 2-of-4 passes for 18 yards.

Passing	G-GS	Cmp	Att	Pct.	Yds	TD	Int	Lg.	Eff.
2016	2-1	16	33	48.5	209	1	0	92	111.7
<b>Career</b>	<b>2-1</b>	<b>16</b>	<b>33</b>	<b>48.5</b>	<b>209</b>	<b>1</b>	<b>0</b>	<b>92</b>	<b>111.7</b>

**Career Highs**

**Passing Yards** - 191 (at #19 Nebraska, 11/19/16)  
**Completions** - 14 (at #19 Nebraska, 11/19/16)  
**Attempts** - 29 (at #19 Nebraska, 11/19/16)  
**Passing Touchdowns** - 1 (at #19 Nebraska, 11/19/16)  
**Long Completion** - 92 yards (at #19 Nebraska, 11/19/16)



**ANTOINE BROOKS**

LB • 5-11 • 210 • So. • 1V  
Lanham, Md. (DuVal HS)  
Major: Undecided

25

**As a Freshman (2016):** Appeared in six games, primarily on special teams ... Made collegiate debut vs. Howard (9/3), making two tackles.

**At DuVal High School:** Excelled at both quarterback and defensive back...Prince George's 4A Offensive Player of the Year in 2015 despite playing in just six games...earned First Team All-Met honors as a junior and Second Team All-Met honors during his senior year.





## JALEN BROOKS

LB • 6-1 • 236 • Sr. • 3V  
Suwanee, Ga. (North Gwinnett)  
Masters: Business & Management  
Undergrad Major: Finance

43

### J. BROOKS' HONOR ROLL

- 3x Academic All-Big Ten (2016, 2015, 2014)

**As a Junior (2016):** Appeared in all 13 games, making four starts ... Totaled 28 tackles, 2.0 tackles for loss and two pass breakups ... Notched four tackles vs. #6 Ohio State (11/12) ... Made first start of season vs. Michigan State (10/22), posting season-high five tackles ... Posted four tackles against Howard (9/3), including his first career sack - an 11-yard loss.

**As a Sophomore (2015):** Appeared in all 12 games, making 11 starts ... ranked fifth on the team with 64 tackles, in addition to posting 1.0 tackle for loss, two interceptions and forcing a fumble.

**As a Redshirt Freshman (2014):** Appeared in 12 games with four starts at outside linebacker ... finished the season with 21 tackles (12 solo) ... made his first career start at Syracuse (9/20) and totaled four tackles.

**As a Freshman (2013):** Served a redshirt season.

**Personal:** Accepted to Harvard and Yale, before choosing Maryland ... graduated in May 2017 with degree in finance ... avid traveler ... visited teammate, Wade Lees, in Australia in summer of 2017 ... involved in startup company called "Curu," which seeks to aide personal credit scores.

### J. BROOKS' CAREER STATISTICS

Defense	G-GS	UT	AT	TT	TFL	Sacks	FC	FR	PBU	Int.
2014	12-4	12	9	21	0.0-0	0.0-0	0	0	2	0-0
2015	12-11	32	32	64	1.0-2	0.0-0	1	0	3	2-11
2016	13-4	12	16	28	2.0-13	1.0-11	0	0	2	0-0
<b>Career</b>	<b>36-20</b>	<b>56</b>	<b>57</b>	<b>113</b>	<b>3.0-15</b>	<b>1.0-11</b>	<b>1</b>	<b>0</b>	<b>7</b>	<b>2-11</b>

#### Career Highs

- Tackles - 10 (at West Virginia, 9/26/15)
- Solo Tackles - 9 (at West Virginia, 9/26/15)
- Tackles for Loss - 1.5 (vs. Howard, 9/3/16)
- Sacks - 1.0 (vs. Howard, 9/3/16)
- Interceptions - 1 (2x, last vs. Wisconsin, 11/7/15)



## CHANDLER BURKETT

LB • 6-3 • 254 • Sr. • 2V  
Panama City, Fla.  
(Bozeman HS)  
Major: Family Science

92

**As a Junior (2016):** Appeared in all 13 games, including eight consecutive starts to close the season ... Broke out for 32 tackles, 4.0 tackles for loss, 2.0 sacks, three pass breakups and two blocked PATS ... Notched three tackles, including a sack, and blocked a PAT vs. Boston College (12/26) ... Had four tackles vs. Rutgers (11/26) and blocked a PAT attempt ... Totaled five tackles at #19 Nebraska (11/19), including a career-high 2.0 tackles for loss ... Totaled two tackles and a pair of pass breakups vs. #6 Ohio State (11/12) ... Had three tackles, including a sack, at #2 Michigan (11/5) ... Posted a career-high nine tackles, including 1.5 TFLs at Indiana (10/29) ... Totaled two tackles and recovered a fumble vs. Michigan State (10/22) ... Made first career start against Minnesota (10/15), posting four tackles.

**As a Sophomore (2015):** Appeared in eight games ... totaled 2.5 tackles for loss, including one sack on the season.

**As a Redshirt Freshman (2014):** Appeared in one game, making his first career appearance against eventual national champion Ohio State (10/4).

**As a Freshman (2013):** Served a redshirt season.

### BURKETT'S CAREER STATISTICS

Defense	G-GS	UT	AT	TT	TFL	Sacks	FC	FR	PBU	Int.
2013	1-0	0	0	0	0.0-0	0.0-0	0	0	0	0-0
2014	1-0	0	0	0	0.0-0	0.0-0	0	0	0	0-0
2015	8-0	5	2	7	2.5-10	1.0-8	0	0	0	0-0
2016	13-8	27	8	35	4.5-6	2.0-2	0	2	3	0-0
<b>Career</b>	<b>23-8</b>	<b>32</b>	<b>10</b>	<b>42</b>	<b>7.0-16</b>	<b>3.0-10</b>	<b>0</b>	<b>2</b>	<b>3</b>	<b>0-0</b>

#### Career Highs

- Tackles - 9 (at Indiana, 10/29/16)
- Solo Tackles - 5 (at Indiana, 10/29/16)
- Tackles for Loss - 2.0 (at #19 Nebraska, 11/19/16)
- Sacks - 1.0 (3x, last vs. Boston College, 12/26/16)
- Blocked PATS - 1 (2x, last vs. Boston College, 12/26/16)



## JERMAINE CARTER, JR.

LB • 6-0 • 228 • Sr. • 3V  
Fort Washington, Md.  
(Friendship Collegiate Academy)  
Degree: Criminal Justice

1

### CARTER'S HONOR ROLL

- 2017 Bednarik Award Watch List
- 2017 Butkus Award Watch List
- 2x Honorable Mention All-Big Ten (2016, 2015)

**Career:** Has started a team-high 25 consecutive games dating back to the start of the 2015 season ... Led the team in tackles in 2015 and 2016, totaling 213 during span ... Looking to become fifth Maryland player since 1969 to lead Maryland in tackles three straight seasons, joining Alex Wujciak (2008-10), D'Qwell Jackson (2003-05), E.J. Henderson (2000-02) and Ratcliff Thomas (1993-95).

**As a Junior (2016):** Started all 13 games at MIKE linebacker, leading the team for the second straight season in tackles (110) ... Ranked seventh in the Big Ten with 8.5 tackles/g ... Second on team with 6.0 sacks and third with 9.0 tackles for loss ... Also posted two forced fumbles, four pass breakups and an interception ... Had a monster game against Rutgers (11/26), posting a career-high 15 tackles, 2.5 TFLs, 2.0 sacks, a forced fumble and a fumble recovery ... Totaled eight tackles and a pair of pass breakups vs. #6 Ohio State (11/12) ... Recorded first career INT and returned it 14 yards for a TD, in addition to leading team with 8.0 tackles and notching first career sack at FIU (9/9).

**As a Sophomore (2015):** Started all 12 games at middle linebacker, leading the team with 103 tackles ... ranked second on team with 14.0 tackles for loss - the most for a Maryland middle linebacker since All-American E.J. Henderson in 2002 ... ranked eighth in Big Ten in tackles/g (8.6) ... ranked fourth in Big Ten in solo tackles/g (5.5).

**As a Redshirt Freshman (2014):** Appeared in all 13 games, totaling 27 tackles ... led the team with two forced fumbles.

**As a Freshman (2013):** Served a redshirt season.

**Personal:** Nickname is "PeeWee" ... graduated in May 2016 with a degree in criminal justice ... inspired by former teammate and current Minneosta Vikings wideout Stefon Diggs to develop strong nutrition habits ... has reduced body fat by 8% since start of junior year ... lightly regarded recruit coming out of high school ... enjoys producing musical beats on phone.

### CARTER'S CAREER STATISTICS

Defense	G-GS	UT	AT	TT	TFL	Sacks	FC	FR	PBU	Int.
2014	13-0	18	9	27	0.0-0	0.0-0	2	0	0	0-0
2015	12-12	66	37	103	14.0-32	0.0-0	0	0	3	0-0
2016	13-13	59	51	110	9.0-45	6.0-42	2	1	4	1-14
<b>Career</b>	<b>38-25</b>	<b>143</b>	<b>97</b>	<b>240</b>	<b>23.0-77</b>	<b>6.0-42</b>	<b>4</b>	<b>1</b>	<b>7</b>	<b>1-14</b>

#### Career Highs

- Tackles - 15 (vs. Rutgers, 11/26/16)
- Solo Tackles - 9 (vs. Bowling Green, 9/12/15)
- Tackles for Loss - 3.0 (at West Virginia, 9/26/15)
- Sacks - 2.0 (vs. Rutgers, 11/26/16)
- Interceptions - 1 (at FIU, 9/9/16)



## SEAN CHRISTIE

OL • 6-4 • 305 • Jr. • 1V  
Medford, N.Y.  
(Patchogue-Medford HS)  
Major: Criminal Justice

70

**As a Sophomore (2016):** Appeared in all 13 games, primarily on special teams.

**As a Redshirt Freshman (2015):** Did not see game action.

**As a Freshman (2014):** Redshirt season.



## SHANE COCKERILLE

FB • 6-2 • 235 • Sr. • 2V  
Baltimore, Md.  
(Gilman School)  
Major: American Studies

### COCKERILLE'S HONOR ROLL

- Honorable Mention All-Big Ten (2016)

**Career:** Made an incredible transition from quarterback to linebacker leading into 2016 season en route to HM All-Big Ten honors in first year on defense ... also played some fullback prior to 2016.

**As a Junior (2016):** Started 12 games at WILL linebacker, ranking second on the team with 108 total tackles - ranked third in B1G with 9.0 tackles/g ... Also totaled 8.0 tackles for loss and 3.0 sacks ... Had 10 tackles, including 1.0 TFL, vs. Rutgers (11/26) ... Posted 11 tackles, including career-high 2.0 sacks, at #19 Nebraska (11/19) ... Posted career-high 15 tackles against Michigan State (10/22) ... Posted 14 tackles, including a TFL, at UCF (9/17) ... Made first career start at linebacker (WILL) vs. Howard (9/3), totaling five tackles ... moved from fullback/quarterback to linebacker prior to start of season.

**As a Sophomore (2015):** Appeared in 11 games primarily as fullback ... started second half of Indiana (11/21) game at quarterback due to injured Caleb Rowe - completed 11 passes for 82 yards and rushed for 23 yards.

**As a Redshirt Freshman (2014):** Played on special teams in four games.

**As a Freshman (2013):** Served a redshirt season.

**Personal:** A highly-regarded local quarterback recruit out of Gilman who was an Elite 11 finalist ... elite athlete.

### COCKERILLE'S CAREER STATISTICS

Defense	G-GS	UT	AT	TT	TFL	Sacks	FC	FR	PBU	Int.
2013	1-0	0	0	0	0.0-0	0.0-0	0	0	0	0-0
2014	4-0	0	0	0	0.0-0	0.0-0	0	0	0	0-0
2015	11-0	2	1	3	0.0-0	0.0-0	0	1	0	0-0
2016	12-12	52	56	108	8.0-26	3.0-17	0	0	1	0-0
<b>Career</b>	<b>28-12</b>	<b>54</b>	<b>57</b>	<b>111</b>	<b>8.0-26</b>	<b>3.0-17</b>	<b>0</b>	<b>1</b>	<b>1</b>	<b>0-0</b>

### Career Highs

Tackles - 15 (vs. Michigan State, 10/22/16)  
Solo Tackles - 7 (at Penn State, 10/8/16)  
Tackles for Loss - 2.0 (at #19 Nebraska, 11/19/16)  
Sacks - 2.0 (at #19 Nebraska, 11/19/16)



## DENZEL CONYERS

DB • 6-3 • 215 • RSr. • 2V  
St. Petersburg, Fla.  
(Butte College (Calif.)/Boca  
Ciega HS)  
Major: American Studies

**On receiving a sixth year of eligibility:** "I just went crazy. Every emotion imaginable. I was excited. I dropped my phone. I started crying. It was just a beautiful moment in my life."

**As a Redshirt Senior (2017):** Granted a redshirt season to compete in 2017.

**As a Senior (2016):** Started the first three games of the season at safety before suffering a season-ending injury at UCF (9/17) ... totaled 13 tackles in three games.

**As a Junior (2015):** Appeared in nine games, totaling 15 tackles, including 2.0 tackles for loss and a sack.

**As a Sophomore (2014):** Did not see game action.

**Personal:** Changed his number from 11 to 3 prior to 2017 season because of his belief in the Holy Trinity and the embodiment of a new path and passion for the game.

### CONYERS' CAREER STATISTICS

Defense	G-GS	UT	AT	TT	TFL	Sacks	FC	FR	PBU	Int.
2014	0-0	0	0	0	0.0-0	0.0-0	0	0	0	0-0
2015	9-0	9	6	15	2.0-11	1.0-7	1	1	3	0-0
2016	3-3	11	2	13	0.0-0	0.0-0	0	0	0	0-0
<b>Career</b>	<b>12-3</b>	<b>20</b>	<b>8</b>	<b>28</b>	<b>2.0-11</b>	<b>1.0-7</b>	<b>1</b>	<b>1</b>	<b>3</b>	<b>0-0</b>

### Career Highs

Tackles - 8 (vs. Indiana, 11/21/15)  
Solo Tackles - 6 (vs. Indiana, 11/21/15)  
Sacks - 1 (vs. Indiana, 11/21/15)



## ALLEN CORBIN

DB • 5-9 • 190 • Sr. • SQ  
Westminster, Md.  
(Winters Mill HS)  
Major: Electrical Engineering

**As a Junior (2016):** Did not see game action.

**Personal:** Selected to speak at the A. James Clark School of Engineering Scholarship Luncheon in April 2017.



## MICHAEL CORNWELL

WR • 6-2 • 225 • Jr. • 1V  
Owings Mills, Md. (McDonogh HS)  
Major: Undecided

**As a Sophomore (2016):** Appeared in two games.



## ELIJAH DANIELS

DB • 6-0 • 193 • So. • 1V  
Davie, Fla. (Cardinal Gibbons HS)  
Major: Undecided

**As a Freshman (2016):** Appeared in seven games, making one start at safety ... posted four tackles in first collegiate start vs. #6 Ohio State (11/12) ... made collegiate debut vs. Howard (9/3), totaling two tackles.

**Personal:** Twin brother, Elisha, also plays DB for the Terps.

### ELIJ. DANIELS CAREER STATISTICS

Defense	G-GS	UT	AT	TT	TFL	Sacks	FC	FR	PBU	Int.
2016	7-1	3	5	8	0-0	0-0	0	0	1	0-0
<b>Career</b>	<b>7-1</b>	<b>3</b>	<b>5</b>	<b>8</b>	<b>0-0</b>	<b>0-0</b>	<b>0</b>	<b>0</b>	<b>1</b>	<b>0-0</b>

### Career Highs

Tackles - 4 (vs. #6 Ohio State, 11/12/16)  
Solo Tackles - 2 (vs. #6 Ohio State, 11/12/16)



## ELISHA DANIELS

DB • 6-0 • 181 • So. • 1V  
Davie, Fla. (Cardinal Gibbons HS)  
Major: Undecided

**As a Freshman (2016):** Appeared in six games ... made collegiate debut at FIU (9/9) ... totaled two tackles vs. Purdue (10/1) and vs. #6 Ohio State (11/12).


**Personal:** Twin brother, Elijah, also plays DB for the Terps.

### ELIS. DANIELS CAREER STATISTICS

Defense	G-GS	UT	AT	TT	TFL	Sacks	FC	FR	PBU	Int.
2016	6-0	4	0	4	0-0	0-0	0	0	0	0-0
<b>Career</b>	<b>6-0</b>	<b>4</b>	<b>0</b>	<b>4</b>	<b>0-0</b>	<b>0-0</b>	<b>0</b>	<b>0</b>	<b>0</b>	<b>0-0</b>

### Career Highs

Tackles - 2 (2x, last vs. #6 Ohio State, 11/12/16)  
Solo Tackles - 2 (2x, last vs. #6 Ohio State, 11/12/16)



## JAHRVIS DAVENPORT

WR • 5-9 • 194 • Jr. • 2V  
Tampa, Fla. (Robinson HS)  
Major: Family Science

**As a Sophomore (2016):** Appeared in four games, catching one pass for two yards.

**As a Freshman (2015):** Appeared in 10 games, catching 11 passes for 154 yards and a touchdown.

### DAVENPORT'S CAREER STATISTICS

Receiving	G-GS	Rec	Yds	Avg	TD	LP
2015	10-0	11	154	14.0	1	46
2016	4-0	1	2	2.0	0	2
<b>Career</b>	<b>14-0</b>	<b>12</b>	<b>156</b>	<b>13.0</b>	<b>1</b>	<b>46</b>

### Career Highs

Receptions - 7 (at Rutgers, 11/28/15)  
Receiving Yards - 89 (at Rutgers, 11/28/15)  
Long Reception - 46 (at West Virginia, 9/26/15)  
Touchdowns - 1 (at West Virginia, 9/26/15)



## ISAIAH DAVIS

LB • 6-1 • 238 • So. • 1V  
Temple Hills, Md.  
(St. Stephen's & St. Agnes)  
Major: Criminal Justice

22

**As a Redshirt Freshman (2016):** Appeared in 11 games, making one start ... totaled 17 tackles ... made first career start vs. Boston College in the Quick Lane Bowl, posting seven solo tackles ... made collegiate debut vs. Howard (9/3), posting three tackles.

**As a Freshman (2015):** Redshirt season.

**Personal:** Brother, Sean Davis, played DB at Maryland (2012-15), and currently plays for the Pittsburgh Steelers ... often sends game film to Sean for constructive criticism.



## RAVON DAVIS

DB • 5-10 • 177 • Jr. • 1V  
Fort Washington, Md.  
(Friendly HS/Miss. Gulf Coast CC)  
Major: Family Science

21

**As a Sophomore (2016):** Appeared in 12 games, making four starts in the defensive backfield ... totaled 24 tackles and four pass breakups ... made Maryland debut in start vs. Howard (9/3) ... had seven tackles in back-to-back games against Nebraska (11/19) and Rutgers (11/26).

**As a Redshirt Freshman at Mississippi Gulf Coast CC (2015):** Appeared in 11 games, making 19 tackles and posting an interception and a forced fumble.

**As a Freshman at Mississippi Gulf Coast CC (2014):** Redshirt season.

**Personal:** Walked on to Maryland in the spring of 2016 before earning a scholarship during training camp in August of same year.

### R. DAVIS' CAREER STATISTICS

Defense	G-GS	UT	AT	TT	TFL	Sacks	FC	FR	PBU	Int.
2016	12-4	16	8	24	1.0-1	0.0-0	0	0	4	0-0
Career	12-4	16	8	24	1.0-1	0.0-0	0	0	4	0-0

#### Career Highs

- Tackles** - 7 (2x, last vs. Rutgers, 11/26/16)
- Solo Tackles** - 5 (vs. Rutgers, 11/26/16)
- Tackles for Loss** - 1.0 (vs. Rutgers, 11/26/16)
- Pass Breakups** - 1 (3x, last vs. Rutgers, 11/26/16)



## TERRANCE DAVIS

OL • 6-3 • 308 • So. • 1V  
Temple Hills, Md.  
(DeMatha Catholic HS)  
Major: Undecided

75

**As a Freshman (2016):** Appeared in all 13 games, finishing the season with nine consecutive starts at right guard ... helped pave the way for a Maryland rushing offense that eclipsed 2,500 yards for the first time since 2003 ... helped Ty Johnson become the ninth 1,000-yard rusher in Maryland history ... blocked for Ty Johnson's 204-yard rushing performance vs. Purdue (10/1) ... helped Ty Johnson and Lorenzo Harrison both eclipse 100 rushing yards vs. Michigan State (10/22) ... blocked for Ty Johnson's 142-yard rushing day at Indiana (10/29) ... helped Ty Johnson rush for 168 yards vs. Rutgers (11/26).

**Personal:** Cousin of teammate, Lorenzo Harrison III ... also recruited by Michigan and USC.



## AVERY EDWARDS

TE • 6-4 • 240 • Jr. • 2V  
Raleigh, N.C.  
(Ravenscroft HS)  
Major: Finance

82

### EDWARDS' HONOR ROLL

- Academic All-Big Ten (2016)

**As a Sophomore (2016):** Appeared in all 13 games as a reserve tight end and on special teams ... totaled one catch for 23 yards.

**As a Freshman (2015):** Appeared in all 12 games, making three starts ... led Maryland tight ends in catches (14), yards (115) and touchdowns (2) ... caught first two collegiate touchdowns against USF (9/19), totaling three catches for 26 yards.



## NNAMDI EGBUABA

LB • 6-0 • 227 • Jr. • 2V  
Baltimore, Md.  
(St. Frances Academy)  
Major: Information Science

31

### EGBUABA'S HONOR ROLL

- Academic All-Big Ten (2016)

**As a Sophomore (2016):** Appeared in nine games, totaling four tackles.

**As a Redshirt Freshman (2015):** Appeared in the final six games of the season, primarily on special teams.

**As a Freshman (2014):** Did not see game action.

**Personal:** Moved to U.S. from Nigeria in 2012 ... visited his mother and brothers in Nigeria in summer of 2016 ... collected shoes from teammates and donated them to kids from his elementary school in Nigeria.



## TINO ELLIS

DB • 6-1 • 193 • So. • 1V  
Reisterstown, Md.  
(DeMatha Catholic HS)  
Major: Criminal Justice

17

**As a Freshman (2016):** Appeared in 12 games, making one start ... totaled nine tackles and three pass breakups ... made collegiate debut vs. Howard (9/3) ... made first start of career vs. Minnesota (10/15), posting two pass breakups.

**Personal:** Originally recruited as a wide receiver, but switched to cornerback prior to start of freshman season.

### ELLIS' CAREER STATISTICS

Defense	G-GS	UT	AT	TT	TFL	Sacks	FC	FR	PBU	Int.
2016	12-1	5	4	9	0-0	0-0	0	0	3	0-0
Career	12-1	5	4	9	0-0	0-0	0	0	3	0-0



## JAKE FUNK

RB • 5-11 • 202 • So. • 1V  
Gaithersburg, Md.  
(Damascus HS)  
Major: Kinesiology

34

**As a Freshman (2016):** Appeared in all 13 games, totaling 136 rush yards (4.7 yards/carry) and a touchdown ... Also had seven catches for 42 yards and a touchdown ... Made three special teams tackles at Indiana (10/29) ... Rushed six times for 33 yards vs. Purdue (10/1), and caught first career touchdown - a 9-yard pass from Tyrrell Pigrome ... Made collegiate debut against Howard (9/3), rushing eight times for 59 yards and a touchdown.

**Personal:** The 2015 Gatorade Maryland Player of the Year ... rushed for 2,866 yards and a Maryland record 52 touchdowns as a senior at Damascus ... hobbies include shooting clay ducks.

### FUNK'S CAREER STATISTICS

Rushing	G-GS	Att.	Gain	Lost	Net	Avg.	TD	LP
2016	13-0	29	141	5	136	4.7	1	29
Career	13-0	29	141	5	136	4.7	1	29

Receiving	G-GS	Rec	Yds	Avg	TD	LP
2016	13-0	7	42	6.0	1	13
Career	13-0	7	42	6.0	1	13

#### Career Highs

- Rushes** - 8 (vs. Howard, 9/3/16)
- Rushing Yards** - 59 (vs. Howard, 9/3/16)
- Rushing Touchdowns** - 1 (vs. Howard, 9/3/16)
- Long Rush** - 29 yards (vs. Howard, 9/3/16)
- Receptions** - 3 (vs. #6 Ohio State, 11/12/16)
- Receiving Yards** - 19 (vs. #6 Ohio State, 11/12/16)
- Receiving Touchdowns** - 1 (vs. Purdue, 10/1/16)
- Long Reception** - 13 yards (at #2 Michigan, 11/5/16)



**MATT GILLESPIE**

LB • 6-1 • 235 • Sr. • SQ  
Towson, Md. / (Loyola Blakefield)  
Major: Economics

56

As a Junior (2016): Did not see game action.



**DION GOLDBOURNE**

DL • 6-4 • 218 • RFr. • RS  
Delray Beach, Fla.  
(Atlantic Community HS)  
Major: Undecided

55

As a Freshman (2016): Did not see game action.



**DERWIN GRAY**

OL • 6-5 • 330 • JR. • 2V  
Washington, D.C.  
(Friendship Collegiate/Fork Union Military Academy)  
Major: African American Studies

55

As a Sophomore (2016): Appeared in all 13 games, making three starts at left tackle ... helped pave the way for a Maryland rushing offense that eclipsed 2,500 yards for the first time since 2003 ... helped Ty Johnson become the ninth 1,000-yard rusher in Maryland history ... led way for Maryland to score six rushing touchdowns against Howard (9/3) ... blocked for Ty Johnson's 204-yard rushing performance vs. Purdue (10/1) ... helped Ty Johnson and Lorenzo Harrison both eclipse 100 rushing yards vs. Michigan State (10/22) ... blocked for Ty Johnson's 142-yard rushing day at Indiana (10/29) ...made first collegiate start at #2 Michigan (11/5) ... helped Ty Johnson rush for 168 yards vs. Rutgers (11/26).

As a Redshirt Freshman (2015): Appeared in two games, making collegiate debut against Michigan (10/3).

As a Freshman (2014): Redshirt season.

Personal: Played for current DB coach Aazaar Abdul-Rahim at Friendship Collegiate Academy ... has a strong passion for photography.



**ADAM GREENE**

PK • 5-11 • 193 • Sr. • 2V  
Arnold, Md. / (Broadneck HS)  
Masters: Finance  
Degree: Finance & Info. Systems

3

**GREENE'S HONOR ROLL**

- 2017 Wuerffel Trophy Watch List (Community Service/Academics)
- 2017 Allstate AFCA Good Works Team Nominee
- 3x Big Ten Distinguished Scholar (2017, 2016, 2015)
- 3x Academic All-Big Ten (2016, 2015, 2014)

As a Junior (2016): Appeared in all 13 games, making 9-of-14 field goals and 37-of-38 extra point attempts.

As a Sophomore (2015): Appeared in four games, starting the final three due to the injured Brad Craddock ... converted all 11 PAT attempts and 3-of-5 field goal attempts.

As a Redshirt Freshman (2014): Did not see game action.

As a Freshman (2013): Served a redshirt season ... named a National Football Foundation & College Hall of Fame National High School Scholar-Athlete award winner.

Personal: Graduated in May 2017 with a 3.9 GPA double majoring in finance and information systems ... President of Maryland's Chapter of Uplifting Athletes ... Vice President of Maryland's Student-Athlete Advisory Committee (SAAC) ... enjoys crabbing off the docks.

**GREENE'S CAREER STATISTICS**

Kicking	GP	FG-A	XP-A	20-29	30-39	40-49	50+	Lg.	Pts.
2014	0	No attempts							
2015	4	3-5	11-11	2-3	0-0	1-2	0-0	44	20
2016	13	9-14	37-38	4-5	5-7	0-1	0-1	37	64
Career	17	12-19	48-49	6-8	5-7	1-3	0-1	44	84

**Career Highs**

Field Goals Made - 2 (2x, last at FIU, 9/9/16)  
Longest Field Goal - 44 yards (vs. Wisconsin, 11/17/15)



**LORENZO HARRISON**

RB • 5-8 • 195 • So. • 1V  
Hillcrest Heights, Md.  
(DeMatha Catholic HS)  
Major: Criminal Justice

23

**HARRISON'S HONOR ROLL**

- Big Ten Freshman of the Week (10/24/16)

As a Freshman (2016): Appeared in the first nine games (two starts), ranking second on the team in rushing touchdowns (5) and rushing yards (633) ... Set the Maryland freshman record for yards/rush attempt (7.2) with a minimum of 75 carries ... Fell just 57 rushing yards short of LaMont Jordan's freshman rushing record set in 1999 ... Missed the last three games of season due to suspension ... First freshman in Maryland history to score a rushing touchdown in each of his first four games ... Ran for 73 yards on 14 carries at Indiana (10/29) ... Had career-highs in rush attempts (17) and yards (105), in addition to scoring a touchdown against Mich. State (10/22). Earned B1G Frosh of the Week ... Rushed six times for 76 yards at Penn State (10/8) and also blocked a punt ... Carried six times for 78 yards vs. Purdue (10/1), including a 62-yard touchdown

scamper ... Rushed 15 times for 77 yards and a touchdown at UCF (9/17) ... Ran eight times for 64 yards, including a 40-yard TD run, at FIU (9/9) ... Shined in collegiate debut against Howard (9/3), leading all rushers with 67 yards on nine carries and a touchdown.

Personal: Cousin of teammate, OL Terrance Davis.

**HARRISON'S CAREER STATISTICS**

Rushing	G-GS	Att.	Gain	Lost	Net	Avg.	TD	LP
2016	9-2	88	664	31	633	7.2	5	62
Career	9-2	88	664	31	633	7.2	5	62

Receiving	G-GS	Rec	Yds	Avg	TD	LP
2016	9-2	9	72	8.0	0	16
Career	9-2	9	72	8.0	0	16

**Career Highs**

Rushes - 17 (vs. Michigan State, 10/22/16)  
Rushing Yards - 105 (vs. Michigan State, 10/22/16)  
Rushing Touchdowns - 1 (5x, last vs. Michigan State, 10/22/16)  
Long Rush - 62 yards (vs. Purdue, 10/1/16)  
Receptions - 4 (at Indiana, 10/29/16)  
Reception Yards - 39 (at Indiana, 10/29/16)  
Long Reception - 16 (vs. Howard, 9/3/16)



**DERRICK HAYWARD**

TE • 6-5 • 240 • Sr. • 3V  
Salisbury, Md. (Wicomico HS)  
Degree: Family Science

48

As a Junior (2016): Started all 13 games at tight end, totaling four catches for 17 yards and a touchdown ... Caught one pass for five yards vs. Michigan State (10/22) ... Caught one pass for three yards at UCF (9/17) ... Caught first career touchdown at FIU (9/9) - a 9-yard reception.

As a Sophomore (2015): Appeared in all 12 games, making two starts at tight end ... caught two passes for 10 yards.

As a Redshirt Freshman (2014): Appeared in 12 games with two starts at tight end ... caught two passes for 25 yards on the season.

As a Freshman (2013): Served a redshirt season.

Personal: Graduated in December of 2016 with a degree in family science.

**HAYWARD'S CAREER STATISTICS**

Receiving	G-GS	Rec	Yds	Avg	TD	LP
2014	12-2	2	25	12.5	0	27
2015	12-2	2	10	5.0	0	6
2016	13-13	4	17	4.2	1	9
Career	37-17	8	52	6.5	1	27

**Career Highs**

Receptions - 1 (8x, last vs. Boston College, 12/26/16)  
Touchdowns - 1 (at FIU, 9/9/16)  
Receiving Yards - 27 (at Wisconsin, 10/25/14)  
Long Reception - 27 yards (at Wisconsin, 10/25/14)



## CALEB HENDERSON

QB • 6-3 • 225 • Jr. • RS  
Burke, Va.  
(Lake Braddock HS/North Carolina)  
Major: Sociology

**As a Sophomore (2016):** Transferred to Maryland prior to the 2016 season ... sat out due to NCAA transfer policy.

**At North Carolina:** Served a redshirt season in 2014 and appeared in two games as a backup in 2015.

**Personal:** Rated 10th overall QB in class out of high school ... father, Eric, is head coach at Hayfield High School in Alexandria, Va.



## KEIRON HOWARD

DL • 6-3 • 293 • So. • 1V  
Fort Washington, Md.  
(Potomac HS)  
Major: American Studies

**As a Redshirt Freshman (2016):** Appeared in five games ... made first career appearance vs. Howard (9/3) ... made first career tackle at FIU (9/9).

**As a Freshman (2015):** Did not see game action.



## ANDREW ISAACS

TE • 6-2 • 254 • Sr. • 3V  
Manchester, Conn.  
(Manchester HS)  
Masters: Business & Management  
Degree: Communication

**As a Senior (2016):** Appeared in five games, primarily on special teams.

**As a Junior (2015):** Did not see game action due to injury.

**As a Sophomore (2014):** Appeared in the first four games of the season and started three at tight end ... suffered a season-ending injury at Syracuse (9/20).

**As a Freshman (2013):** Played in 11 games primarily on special teams.

**Personal:** Graduated in May 2017 with an undergrad degree in communication ... is related to former Olympian and captain of 1996 U.S. Olympic Team, Lawrence Clay-Bey ... hosts own radio sports talk show called "4th & Inches" ... has a social media video series called "Cooking with Drew."

### ISAACS' CAREER STATISTICS

Receiving	G-GS	Rec	Yds	Avg	TD	LP
2013	11-1	0	0	0.0	0	0
2014	4-3	2	3	1.5	0	3
2015	0-0	0	0	0.0	0	0
2016	5-0	0	0	0.0	0	0
<b>Career</b>	<b>20-4</b>	<b>2</b>	<b>3</b>	<b>1.5</b>	<b>0</b>	<b>3</b>



## JC JACKSON

DB • 6-1 • 193 • Jr. • TR  
Immokalee, Fla.  
(Immokalee HS/Florida/Riverside Community College)  
Major: American Studies

**As a Sophomore (2016):** Appeared in 12 games, making 11 starts at cornerback ... Led the team with six pass breakups, and also had 40 tackles, one interception and one forced fumble ... Totaled five tackles vs. Rutgers (11/26) ... Notched six tackles and blocked a field goal at #19 Nebraska (11/19) ... Had five tackles, including 0.5 TFL, vs. #6 Ohio State (11/12) ... Posted five tackles at #2 Michigan (11/5) ... Had four tackles, including 0.5 TFL, at Indiana (10/29) ... Notched two tackles and forced first career fumble vs. Mich. State (10/22) ... Had five tackles at UCF (9/17), and posted first career interception ... Made Maryland debut at FIU (9/9), totaling three tackles.

**As a Redshirt Freshman at Riverside CC (2015):** Finished with 25 tackles in six games played ... totaled 20 solo tackles ... had three tackles for loss ... forced two fumbles and recovered one.

**As a Freshman at Florida (2014):** Played in the season opener but suffered an injury and was shut down for the season ... Redshirt Season.

### JACKSON'S CAREER STATISTICS

Defense	G-GS	UT	AT	TT	TFL	Sacks	FC	FR	PBU	Int.
2014 <sup>UF</sup>	1-0	0	0	0	0.0-0	0.0-0	0	0	0	0-0
2015	JUCO									
2016	12-11	29	11	40	1.0-2	0.0-0	1	0	6	1-10
<b>Career</b>	<b>13-11</b>	<b>29</b>	<b>11</b>	<b>40</b>	<b>1.0-2</b>	<b>0.0-0</b>	<b>1</b>	<b>0</b>	<b>6</b>	<b>1-10</b>

#### Career Highs

Tackles - 6 (at #19 Nebraska, 11/19/16)  
Solo Tackles - 5 (2x, last vs. Rutgers, 11/26/16)  
Interceptions - 1 (at FIU, 9/9/16)  
Pass Breakups - 2 (at UCF, 9/17/16)



## TAIVON JACOBS

WR • 5-9 • 170 • Sr. • 1V  
Camp Springs, Md.  
(Suitland HS)  
Degree: Criminal Justice

**As a Junior (2016):** Did not see game action due to injury.

**As a Sophomore (2015):** Appeared in 12 games, making four starts ... third on team with 21 catches for 264 yards and two touchdowns ... caught a pass in 10 straight games, and 11-of-12 in 2015.

**As a Redshirt Freshman (2014):** Appeared in the season-opener against James Madison (8/30), making his collegiate debut and earning his first career start ... suffered a season-ending injury against James Madison.

**As a Freshman (2013):** Served a redshirt season.

**Personal:** Brother of former Maryland wideout, Lavern Jacobs - the pair was the only brother duo in the nation to start at wide receiver in the same game in 2015 ... Lavern currently is signed with the Washington Redskins ... has a daughter named Bailey.

### T. JACOBS' CAREER STATISTICS

Receiving	G-GS	Rec	Yds	Avg	TD	LP
2014	1-0	0	0	0.0	0	0
2015	12-4	21	264	12.6	2	70
<b>Career</b>	<b>13-4</b>	<b>21</b>	<b>264</b>	<b>12.6</b>	<b>2</b>	<b>70</b>

#### Career Highs

Receptions - 4 (vs. Indiana, 11/21/15)  
Receiving Yards - 82 (vs. USF, 9/9/15)  
Long Reception - 70 (vs. USF, 9/9/15)  
Receiving Touchdowns - 1 (2x, last at Iowa, 10/31/15)



## TY JOHNSON

RB • 5-10 • 208 • Jr. • 2V  
Cumberland, Md.  
(Fort Hill HS)  
Major: American Studies

### JOHNSON'S HONOR ROLL

- 2017 Doak Walker Award Candidate
- 2017 Athlon Sports Third Team Preseason All-Big Ten
- Big Ten Offensive Player of the Week (10/3/16)
- Academic All-Big Ten (2016)

**Career:** Rushed for 1004 yards as a sophomore, becoming just the ninth player in Maryland history to reach the milestone ... set Maryland record in 2016 for yards/carry (min. 100 attempts) with 9.1.

**As a Sophomore (2016):** Appeared in all 13 games, making eight starts at running back ... Led team in rushing yards (1004), rushing touchdowns (6), yards/carry (9.1) and all-purpose yards (1249) ... Set the Maryland record for yards/rush attempt (min. 100 att.) with 9.1 y/c, breaking a 55-year-old record ... Became just the ninth player in Maryland history to eclipse 1,000 rushing yards in a season ... Had 10 plays (9 rush, 1 rec) of 40+ yards (all in the last 10 games) ... Had five games of 100+ rush yards, becoming the eighth player to eclipse the mark five times in a season ... Totaled 159 rushing yards and two touchdowns against Boston College (12/26), including a 62-yard TD scamper ... Had 11 carries for 168 yards vs. Rutgers (11/26), including two runs of 40+ yards ... Hit 100 rushing yards for second straight game with 142 yards and a TD on a career-high 13 carries (10.9 yards/c) at Indiana (10/29) ... Totaled 115 rush yards on just nine carries vs. Mich. State (10/22) ... Caught two passes for 69 yards at Penn State (10/8), including a 66-yard touchdown catch - the longest completion of Perry Hills' career ... Ran for 204 yards on a remarkable 7 carries (29.1 yds/c) vs. Purdue (10/1), including two touchdowns. His 29.1 yd/c is the most among 200-yard rushers in FBS over the last 20 seasons. The 204 yards is the most in a single-game in the Big Ten in 2016 - Named B1G Offensive Player of the Week ... Made first collegiate start vs. Howard (9/3), rushing six times for 48 yards and a TD and catching three passes for 23 yards. Also blocked a punt in the first quarter that was brought back for a touchdown by Trey Edmunds.

**As a Freshman (2015):** Appeared in all 12 games, totaling 250 rush yards (7.1/carry) and three touchdowns.

**Personal:** Electric athlete at Fort Hill High School, totaling 4,851 all-purpose yards, 65 touchdowns and 17 INTs ... first player in more than 20 years from Fort Hill to receive a Division I scholarship ... lightly regarded recruit who sent 50 emails/letters a day to college coaches to get noticed ... has a passion for cooking and often cooks for the running backs unit.

### JOHNSON'S CAREER STATISTICS

	Rushing	G-GS	Att.	Gain	Lost	Net	Avg.	TD	LP
2015	12-0	35	254	4	250	7.1	4	44	
2016	13-8	110	1031	27	1004	9.1	6	76	
<b>Career</b>	<b>25-8</b>	<b>145</b>	<b>1285</b>	<b>31</b>	<b>1254</b>	<b>8.6</b>	<b>10</b>	<b>44</b>	

#### Career Highs

- 100-Yard Rushing Games - 5 (last vs. Boston College, 12/26/16)
- Rushes - 15 (vs. Boston College, 12/26/16)
- Rushing Yards - 204 (vs. Purdue, 10/1/16)
- Long Rush - 76 yards (vs. Purdue, 10/1/16)
- Rushing Touchdowns - 2 (3x, last vs. Boston College, 12/26/16)
- Receptions - 3 (vs. Howard, 9/3/16)
- Reception Yards - 69 (at Penn State, 10/8/16)
- Long Reception - 66 yards (at Penn State, 10/8/16)
- Long Kickoff Return - 45 yards (vs. USF, 9/9/15)
- Kickoff Return Yards - 66 (vs. USF, 9/9/15)
- Long Punt Return - 33 yards (at Rutgers, 11/28/15)



## CHRIS JONES

WR • 6-2 • 190 • Sr. • SQ  
Baltimore, Md.  
(DeMatha Catholic HS/Iowa Western)  
Major: Kinesiology

**As a Junior (2016):** Did not see game action.



## CAL KEE

LB • 6-1 • 205 • So. • SQ  
Hampton, Va.  
(Hampton HS/Nevada)  
Major: Undecided

**As a Redshirt Freshman (2016):** Did not see game action.



## MELVIN KEIHN

DL • 6-1 • 228 • Jr. • 1V  
Towson, Md.  
(Gilman/Virginia Tech)  
Major: Family Science

**As a Redshirt Sophomore (2016):** Appeared in 10 games, totaling 24 tackles and 2.0 tackles for loss ... Notched career-high eight tackles at Penn State (10/8) ... Made five tackles, including 2.0 TFL, in Maryland debut vs. Howard (9/3).

**As a Sophomore (2015):** Transferred to Maryland in the summer of 2015 ... redshirt season.

**As a Freshman at Virginia Tech (2014):** Played in all 13 games ... Logged 127 plays on special teams and five plays on defense ... Had two tackles on the season.

**Personal:** Escaped war-torn Liberia at 8 years old ... father, Bainda, had been in America since 1999 ... Melvin returned to home country in July of 2017 for first time to see his mother, Satta, who remained in Liberia ... gave mother Maryland gear, newspaper clipping and locket ... also brought iPad to show family game highlights ... spoke to kids at Monrovia (capital of Liberia) Football Academy about experience in America.

### KEIHN'S CAREER STATISTICS

	Defense	G-GS	UT	AT	TT	TFL	Sacks	FC	FR	PBU	Int.
2014 <sup>VT</sup>	13-0	2	0	2	0.0-0	0.0-0	0	0	0	0	0-0
2015	Redshirt										
2016	10-0	11	13	24	2.0-5	0.0-0	0	0	0	0	0-0
<b>Career</b>	<b>23-0</b>	<b>13</b>	<b>13</b>	<b>26</b>	<b>2.0-5</b>	<b>0.0-0</b>	<b>0</b>	<b>0</b>	<b>0</b>	<b>0</b>	<b>0-0</b>

#### Career Highs

- Tackles - 8 (at Penn State, 10/8/16)
- Solo Tackles - 4 (vs. Howard, 9/3/16)
- Tackles for Loss - 2.0 (vs. Howard, 9/3/16)



## QWUANTREZZ KNIGHT

DB • 6-0 • 197 • So. • 1V  
Quincy, Fla.  
(East Gadsden HS)  
Major: Communication

**As a Freshman (2016):** Appeared in 10 games, including one start at safety ... Totaled 26 tackles ... Had six tackles at #2 Michigan (11/5) ... Made first career start at Indiana (10/29), notching six tackles ... Posted career-high six tackles vs. Michigan State (10/22) ... Had five tackles against Minnesota (10/15) ... Recorded three tackles at FIU (9/9) ... Made collegiate debut against Howard (9/3).

### KNIGHT'S CAREER STATISTICS

	Defense	G-GS	UT	AT	TT	TFL	Sacks	FC	FR	PBU	Int.
2016	10-1	15	11	26	0.5-1	0.0-0	0	0	0	0	0-0
<b>Career</b>	<b>10-1</b>	<b>15</b>	<b>11</b>	<b>26</b>	<b>0.5-1</b>	<b>0.0-0</b>	<b>0</b>	<b>0</b>	<b>0</b>	<b>0</b>	<b>0-0</b>

#### Career Highs

- Tackles - 6 (3x, last at #2 Michigan, 11/5/16)
- Solo Tackles - 5 (vs. Minnesota, 10/15/16)
- Tackles for Loss - 0.5 (vs. Howard, 9/3/16)



## BRETT KULKA

DL • 6-4 • 260 • Jr. • 2V  
Edinboro, Pa.  
(General McLane HS)  
Major: Geographical Sciences

96

### KULKA'S HONOR ROLL

- 2x Academic All-Big Ten (2016, 2015)

**As a Sophomore (2016):** Appeared in all 12 games, making five starts ... Totaled 11 tackles ... Posted two tackles and a 0.5 sack vs. Boston College (12/26) ... Had a 0.5 TFL at #2 Michigan (11/5) ... Notched two tackles against Michigan State (10/22) ... Had two tackles at Penn State (10/8) ... Made first career start at FIU (9/9), totaling one tackle.

**As a Redshirt Freshman (2015):** Appeared in 11 games, totaling four tackles.

**As a Freshman (2014):** Redshirt season.

### KULKA'S CAREER STATISTICS

Defense	G-GS	UT	AT	TT	TFL	Sacks	FC	FR	PBU	Int.
2015	11-0	2	2	4	1.0-1	0.0-0	0	0	1	0-0
2016	13-5	5	6	11	1.0-3	0.5-2	0	0	0	0-0
<b>Career</b>	<b>24-5</b>	<b>7</b>	<b>8</b>	<b>15</b>	<b>2.0-4</b>	<b>0.5-2</b>	<b>0</b>	<b>0</b>	<b>1</b>	<b>0-0</b>

### Career Highs

Tackles - 2 (4x, last vs. Boston College, 12/26/16)

Solo Tackles - 1 (7x, last vs. Boston College, 12/26/16)

Tackles for Loss - 1.0 (at Iowa, 10/31/15)



## DIMITRI LEE

DB • 5-8 • 191 • Sr. • SQ  
Washington, D.C.  
(Friendship Collegiate/Coastal Carolina)  
Major: English Lit.

45

**As a Junior (2016):** Did not see game action.



## WADE LEES

P • 6-2 • 208 • So. • 1V  
Melbourne, Australia  
(Deakin University)  
Major: American Studies

88

### LEES' HONOR ROLL

- 2017 Ray Guy Award Watch List

**As a Freshman (2016):** Started at punter in all 13 games, punting 72 times for 2,868 yards (39.8 avg) ... Pinned 20 punts inside the 20 and only recorded one touchback ... Punted seven times (39.6 avg) vs. Boston College (12/26) ... Totaled eight punts for an average of 40.4 yards at #19 Nebraska (11/19) ... Punted eight times for 314 yards vs. #6 Ohio State (11/12) ... Averaged 42.0 yards on a pair of punts at #2 Michigan (11/5) ... Placed 2-of-4 punts vs. Michigan State (10/22) inside the 20 ... Punted seven times (45.3 avg), including a career-long 50 yard punt, vs. Minnesota

(10/15) ... Punted eight times (40.6 yds/punt), with four dropping in the 20 ... Punted five times at FIU (9/9), with four landing inside the 20 - Named to NCAA.com All-Week 2 Team.

**Personal:** Was oldest freshman in FBS at 28-years-old in 2016 ... second-oldest player in all of FBS in 2017 ... has extensive Australian Rules Football experience ... hosted teammate, Jalen Brooks, this summer and showed him around Australia, including attending the Australian Open.

### LEES' CAREER STATISTICS

Punting	G-GS	Punts	Yds	Avg	+50	I20	LP
2016	13-13	72	2868	39.8	1	20	50
<b>Career</b>	<b>13-13</b>	<b>72</b>	<b>2868</b>	<b>39.8</b>	<b>1</b>	<b>20</b>	<b>50</b>

### Career Highs:

Most Punts - 8 (3x, last at #19 Nebraska, 11/19/16)

Punting Average - 45.3 yards (vs. Minnesota, 10/15/16)

Longest Punt - 50 yards (vs. Minnesota, 10/15/16)

Punts Inside 20 - 4 (2x, last at UCF, 9/17/16)



## WILL MCCLAIN

OL • 6-5 • 303 • So. • SQ  
Middletown, Md.  
(Middletown HS)  
Major: Criminal Justice

77

### MCCLAIN'S HONOR ROLL

- Academic All-Big Ten (2016)

**As a Redshirt Freshman (2016):** Appeared in one game, making collegiate debut against Howard (9/3).

**As a Freshman (2015):** Did not see game action.



## ELLIS MCKENNIE

OL • 6-3 • 305 • So. • 1V  
McSherrytown, Pa.  
(McDonogh School)  
Major: Government & Politics

68

**As a Redshirt Freshman (2016):** Appeared in all 13 games as a reserve lineman.

**As a Freshman (2015):** Did not see game action.



## ADAM MCLEAN

DL • 6-1 • 305 • So. • HS  
Gaithersburg, Md.  
(Quince Orchard HS)  
Major: Undecided

91

**As a Freshman (2016):** Appeared in one game, making collegiate debut against Howard (9/3).



## RICHARD MERRITT

OL • 6-5 • 360 • RFr. • RS  
Silver Spring, Md.  
(Archbishop Carroll HS)  
Major: Undecided

57

**As a Freshman (2016):** Did not see game action.



## BRENDAN MOORE

OL • 6-3 • 302 • Jr. • 2V  
Austin, Texas  
(Westwood HS)  
Major: Supply Chain Management

64

### MOORE'S CAREER HONORS:

- 2017 Rimington Trophy Watch List

**As a Sophomore (2016):** Started all 13 games at center ... helped pave the way for a Maryland rushing offense that eclipsed 2,500 yards for the first time since 2003 ... helped Ty Johnson become the ninth 1,000-yard rusher in Maryland history ... led way for Maryland to score six rushing touchdowns against Howard (9/3)... blocked for Ty Johnson's 204-yard rushing performance vs. Purdue (10/1) ... helped Ty Johnson and Lorenzo Harrison both eclipse 100 rushing yards vs. Michigan State (10/22) ... blocked for Ty Johnson's 142-yard rushing day at Indiana (10/29) ... helped Ty Johnson rush for 168 yards vs. Rutgers (11/26).

**As a Redshirt Freshman (2015):** Appeared in seven games, making one start.

**As a Freshman:** Redshirt season.

**Personal:** Full name is Brendan Carter Nahola Kaho'Okano Moore ... mother is Hawaiian and lives in Austin - made it to every game in 2016.



**D.J. MOORE**

WR • 5-11 • 215 • Jr. • 2V  
Philadelphia, Pa.  
(Imhotep Charter HS)  
Major: Family Science

**MOORE'S CAREER HONORS:**

- 2017 Hornung Award Watch List
- 2017 Athlon Sports Third Team Preseason All-Big Ten

**Career:** Has made 23 straight starts dating back to 2015 - tops among all offensive Terps ... Has a catch in 21 consecutive games - longest streak at Maryland since Torrey Smith's 30-game streak from 2008 to 2010 ... Tied a Maryland record for most touchdown catches in first two seasons (9) with Stefon Diggs, Jermaine Lewis and Dan Bungi ... Ranks T-15th in Maryland history with nine career touchdown receptions.

**As a Junior (2017):** Forced 13 missed tackles last season - most among all returning Big Ten wide receivers.

**As a Sophomore (2016):** Started all 13 games, leading the team in receiving yards (637), receiving TDs (6) and yards/catch (15.5) ... Led all Big Ten players with 15.3 yards/play ... His six touchdown catches were the most in a single-season since Stefon Diggs (2012) ... Also led the team with 15 kick returns for 334 yards (22.3 avg) ... Caught six passes for 124 yards, including a spectacular 92-yard touchdown catch, at Nebraska (11/19) - the TD tied for the second-longest in MD history ... Had five catches for 81 yards at Indiana (10/29), including a highlight reel touchdown catch that was #2 on *SportsCenter's* Top 10 plays ... Posted career-highs in catches (6), receiving yards (147) and touchdowns (2) at FIU (9/9). Named to NCAA.com All-Week 2 Team.

**As a Freshman (2015):** Appeared in all 12 games, closing the season with 10 consecutive starts ... tied for team lead with three TD receptions and ranked second in catches (25) and yards (357) ... his three TD catches were the most for a Maryland true freshman since Stefon Diggs in 2012 ... caught a pass in eight straight games and 11-of-12 in 2015.

**Personal:** Known for incredible work ethic ... strength coach Rick Court said, "His attitude and work ethic is contagious. He's right up there at the top of the list of the best guys I've coached." ... Court has also coached Dak Prescott and Braxton Miller.

**D.J. MOORE'S CAREER STATISTICS**

Receiving	G-GS	Rec	Yds	Avg	TD	LP
2015	12-10	25	357	14.3	3	52
2016	13-13	41	637	15.5	6	92
<b>Career</b>	<b>25-23</b>	<b>67</b>	<b>994</b>	<b>15.1</b>	<b>9</b>	<b>92</b>

**Career Highs**

- 100-Yard Receiving Games - 2 (last at #19 NEB, 11/19/16)
- Receptions - 6 (at FIU, 9/9/16)
- Receiving Yards - 147 (at FIU, 9/9/16)
- Long Reception - 92 yards (at Nebraska, 11/19/16)
- Touchdown Receptions - 2 (at FIU, 9/9/16)



**IKECHUKWU OGWUEGBU**

RB • 5-9 • 198 • So. • SQ  
Hyattsville, Md.  
(Northwestern HS)  
Major: Undecided

**As a Freshman (2016):** Did not see game action.



**MATT OLIVEIRA**

LS • 6-1 • 215 • Jr. • 1V  
Watchung, N.J.  
(Saint Peter's Prep)  
Major: Finance

**OLIVEIRA'S HONOR ROLL**

- Academic All-Big Ten (2016)

**As a Sophomore (2016):** Appeared in all 13 games, starting 12 straight games at long snapper to close the regular season.

**As a Freshman (2015):** Did not see game action.



**SEUN OLUWATIMI**

DL • 6-1 • 298 • So. • SQ  
Upper Marlboro, Md.  
(DeMatha Catholic HS)  
Major: Undecided

**As a Freshman (2016):** Did not see game action.



**KINGSLEY OPARA**

DL • 6-3 • 300 • Sr. • 2V  
Jacksonville, Fla.  
(Mandarin HS)  
Major: African American Studies

**As a Junior (2016):** Appeared in all 13 games, making nine starts at nose tackle ... Had a breakout season, totaling 41 tackles and ranking second on the team with 11.5 tackles for loss ... Also posted 3.0 sacks ... Notched 2.0 TFLs, including a sack, vs. Rutgers (11/26) ... Had six tackles, including 1.5 TFL, vs. Michigan State (10/22) ... Posted four tackles against Minnesota (10/15) ... Matched career-high with six tackles, including 1.5 TFLs, at PSU (10/8) ... Totaled 2.0 TFLs vs. Purdue (10/1) ... Posted career-high six tackles at UCF (9/17), and recovered the fumble in double overtime that led to Maryland's victory ... Made first career start against Howard (9/3), posting five tackles and 2.0 tackles for loss.

**As a Sophomore (2015):** Appeared in 11 games, totaling 16 tackles.

**As a Redshirt Freshman (2014):** Did not see game action during the season.

**As a Freshman (2013):** Missed the season due to injury.

**OPARA'S CAREER STATISTICS**

Defense	G-GS	UT	AT	TT	TFL	Sacks	FC	FR	PBU	Int.
2014	0-0	0	0	0	0.0-0	0.0-0	0	0	0	0-0
2015	11-0	8	8	16	0.5-5	0.5-5	0	0	0	0-0
2016	13-9	20	21	41	11.5-33	3.0-18	1	1	0	0-0
<b>Career</b>	<b>24-9</b>	<b>28</b>	<b>29</b>	<b>57</b>	<b>12.0-38</b>	<b>3.5-23</b>	<b>1</b>	<b>1</b>	<b>0</b>	<b>0-0</b>

**Career Highs**

- Tackles - 6 (3x, last vs. Michigan State, 10/22/16)
- Solo Tackles - 3 (3x, last at Penn State, 10/8/16)
- Tackles for Loss - 2.0 (2x, last vs. Purdue, 10/1/16)
- Sacks - 1.0 (vs. Rutgers, 11/29/16)
- Forced Fumbles - 1 (vs. Howard, 9/3/16)



**TYRRELL PIGROME**

QB • 5-11 • 202 • So. • 1V  
Pinson, Ala.  
(Clay-Chalkville HS)  
Major: Undecided

**As a Freshman (2016):** Appeared in 11 games, making one start at quarterback ... Totaled 322 passing yards and two touchdown passes ... Ranked third on team in rushing yards (254) and third in rush TDs (4) ... Had a 28-yard touchdown run vs. Rutgers (11/26) ... Played the entire second half vs. #6 Ohio State, completing 7-of-11 passes ... Made first career start against Minnesota (10/15), becoming first true freshman to start for Maryland since 2012. Passed for 161 yards and a touchdown and ran for 71 yards ... Took over for the injured Perry Hills just before halftime at Penn State (10/8), completing 5-of-9 passes and rushing for a touchdown ... Relieved Perry Hills vs. Purdue (10/1), tossing first career touchdown pass - a nine-yard pass to Jake Funk ... Came in for the injured Perry Hills in double OT at UCF (9/17) and scored the game-winning touchdown on a 24-yard run on his first play ... Dazzled in collegiate debut in second half against Howard (9/3) after relieving Perry Hills in a decisive win. Completed 4-of-6 passes for 60 yards and also rushed seven times for 53 yards and a touchdown.

**Personal:** Nickname is "Piggy" ... the 2015 Gatorade Alabama Player of the Year.

**PIGROME'S CAREER STATISTICS**

Passing	G-GS	Cmp	Att	Pct.	Yds	TD	Int	Lg.	Eff.
2016	11-1	37	71	52.1	322	2	2	31	93.9
<b>Career</b>	<b>11-1</b>	<b>37</b>	<b>71</b>	<b>52.1</b>	<b>322</b>	<b>2</b>	<b>2</b>	<b>31</b>	<b>93.9</b>

Rushing	G-GS	Att.	Gain	Lost	Net	Avg.	TD	LP
2016	11-1	62	323	69	254	4.1	4	28
<b>Career</b>	<b>11-1</b>	<b>62</b>	<b>323</b>	<b>69</b>	<b>254</b>	<b>4.1</b>	<b>4</b>	<b>28</b>

**Career Highs**

- Passing Yards - 161 (vs. Minnesota, 10/15/16)
- Completions - 18 (vs. Minnesota, 10/15/16)
- Long Completion - 31 (vs. Minnesota, 10/15/16)
- Touchdown Passes - 1 (2x, last vs. Minnesota, 10/15/16)
- Rushing Yards - 71 (vs. Minnesota, 10/15/16)
- Long Rush - 28 (vs. Rutgers, 11/29/16)
- Rushing Touchdowns - 1 (4x, last vs. Rutgers, 11/29/16)





**BRIAN PLUMMER**

OL • 6-6 • 310 • RFr. • RS  
New Windsor, Md.  
(South Carroll HS)  
Major: Undecided

74

As a Freshman (2016): Did not see game action.



**DAMIAN PRINCE**

OL • 6-3 • 315 • Jr. • 2V  
Washington, D.C.  
(Bishop McNamara HS)  
Major: Family Science

58

**PRINCE'S HONOR ROLL**

- 2017 Athlon Sports Third Team Preseason All-Big Ten

As a Sophomore (2016): Started all 13 games at right tackle ... helped pave the way for a Maryland rushing offense that eclipsed 2,500 yards for the first time since 2003 ... helped Ty Johnson become the ninth 1,000-yard rusher in Maryland history ... led way for Maryland to score six rushing touchdowns against Howard (9/3)... blocked for Ty Johnson's 204-yard rushing performance vs. Purdue (10/1) ... helped Ty Johnson and Lorenzo Harrison both eclipse 100 rushing yards vs. Michigan State (10/22) ... blocked for Ty Johnson's 142-yard rushing day at Indiana (10/29) ... helped Ty Johnson rush for 168 yards vs. Rutgers (11/26).

As a Redshirt Freshman (2015): Appeared in 10 games, making six starts at right tackle.

As a Freshman (2014): Redshirt season.



**ANTWAUNE RICHARDSON**

DB • 6-0 • 182 • So. • 1V  
Delray Beach, Fla.  
(Atlantic Community HS)  
Major: Undecided

20

As a Freshman (2016): Appeared in two games ... made collegiate debut against Howard (9/3), totaling two tackles.



**OSEH SAINE**

DL • 6-2 • 295 • So. • 1V  
Worcester, Mass.  
(Lincoln HS/Worcester Academy)  
Major: American Studies

93

As a Sophomore (2016): Appeared in six games, totaling five tackles and a 0.5 sack ... made collegiate debut against Purdue (10/1) ... had career-high four tackles vs. #6 Ohio State (11/12).

As a Freshman (2015): Did not see game action.



**DARNELL SAVAGE, JR.**

DB • 5-10 • 191 • Jr. • 2V  
Newark, Del. (Caravel Academy)  
Major: Family Science

4

As a Sophomore (2016): Appeared in 12 games (all starts) at safety ... Ranked third on the team with 59 tackles ... Also posted 3.5 tackles for loss, four pass breakups and an interception ... Posted first career interception vs. Boston College (12/26), in addition to three tackles ... Had six tackles and a career-high two PBUs vs. Rutgers (11/26) ... Posted career-high 11 tackles at #19 Nebraska (11/19) ... Totaled six tackles, including first career sack, at Penn State (10/8).

As a Freshman (2015): Appeared in the final 10 games, making first career start in season finale against Rutgers ... finished the season with 12 tackles (11 solo).

Personal: Switched number to "4" from "26" to follow in footsteps of former Maryland All-American cornerback, William Likely III ... Likely was a mentor for Savage.

**SAVAGE'S CAREER STATISTICS**

	Defense	G-GS	UT	AT	TT	TFL	Sacks	FC	FR	PBU	Int.
2015	10-1	11	1	12	0.0-0	0.0-0	0	0	0	0	0-0
2016	12-12	45	14	59	3.5-22	1.0-9	0	0	4	1-30	
Career	22-13	56	15	71	3.5-22	1.0-9	0	0	4	1-30	

**Career Highs**

- Tackles - 11 (at #19 Nebraska, 11/19/16)
- Solo Tackles - 9 (vs. #6 Ohio State, 11/12/16)
- Tackles for Loss - 1.0 (3x, last vs. Boston College, 12/26/16)
- Sacks - 1.0 (at Penn State, 10/8/16)
- Pass Breakups - 2 (vs. Rutgers, 11/26/16)
- Interceptions - 1 (vs. Boston College, 12/26/16)



**BRETT SHEPHERD**

LB • 6-4 • 230 • So. • 1V  
Buford, Ga. (Collins Hills HS)  
Major: Undecided

53

As a Freshman (2016): Appeared in eight games, totaling two tackles ... made collegiate debut against Howard (9/3).



**MIKE SHINSKY**

PK • 5-9 • 178 • So. • 1V  
Towson, Md. (McDonogh School)  
Major: Undecided

41

As a Freshman (2016): Appeared in two games, making collegiate debut with a kickoff against Purdue (10/1) ... knocked down first career field goal attempt vs. Rutgers (11/26) - a 41-yard attempt.



**MARCUS SMITH**

RB • 5-9 • 203 • Sr. • SQ  
West Friendship, Md.  
(Marriotts Ridge HS)  
Major: Public Health Science

35

As a Senior (2016): Did not see game action.



**DANNY SUTTON**

PK • 6-0 • 185 • Sr. • SQ  
New Hope, Pa.  
(New Hope Solebury HS/Towson)  
Major: Kinesiology

97

**SUTTON'S HONOR ROLL**

- Academic All-Big Ten (2016)

As a Junior (2016): Appeared in 10 games, taking all kickoffs for Maryland during Big Ten and postseason action ... made collegiate debut against Purdue (10/1).

As a Sophomore (2015): Did not see game action.

As a Freshman at Towson (2014): Did not see game action.



**MBI TANYI**

DL • 6-1 • 296 • Jr. • 2V  
Houston, Texas  
(George Bush HS)  
Major: Undecided

50

As a Sophomore (2016): Appeared in nine games, totaling nine tackles ... had career-high three tackles in extended role at Indiana (10/29).

As a Freshman (2015): Appeared in seven games, totaling four tackles ... made two tackles in collegiate debut at West Virginia (9/26) ... had two tackles against #22 Michigan (10/3).



**DJ TURNER**

WR • 5-9 • 200 • So. • 1V  
Glenarden, Md.  
(DeMatha Catholic HS)  
Major: Undecided

10

As a Freshman (2016): Appeared in eight games, totaling two catches for 19 yards ... made collegiate debut against Howard (9/3), catching a 16-yard pass.



## JACQUILLE VEIL

WR • 5-9 • 188 • R Sr. • RS  
Gaithersburg, Md.  
(The Avalon School/Towson)  
Major: American Studies

84

**As a Senior (2016):** Transferred back to Maryland after 2015 season ... did not see game action.

**As a Junior at Towson (2015):** Led the Tigers with 44 receptions and 505 receiving yards ... averaged 11.5 yards per reception and 50.5 yards per game ... also returned 11 kickoffs for 218 yards (19.8 yards/return).

**As a Sophomore (2014):** Played in 13 games with four starts ... caught 16 passes and ranked fourth on the team with 230 receiving yards ... averaged 14.4 yards per reception and caught one touchdown ... also rushed 19 times for 105 yards with two touchdowns ... transferred to Towson after season.

**As a Freshman (2013):** Played in 11 games ... started his Maryland career against FIU (8/31) with 54 yards rushing ... ran for 55 yards on 10 attempts against Old Dominion (9/7) ... ran six times for 21 yards against Boston College (11/23).

**Personal:** Born in Antigua ... moved to Namibia when he was six months old ... moved to England at five years old ... moved to Maryland when he was nine years old ... father is currently a professor at the University of Namibia.



## J.T. VENTURA

DB • 6-1 • 215 • Sr. • SQ  
Hollidaysburg, Pa.  
(Hollidaysburg Area HS)  
Major: Accounting

14

### VENTURA'S HONOR ROLL


- 2x Academic All-Big Ten (2015, 2014)

**As a Junior (2016):** Did not see game action.

**As a Sophomore (2015):** Appeared in the final four games of the season on special teams.

**As a Redshirt Freshman (2014):** Did not see game action.

**As a Freshman (2013):** Served a redshirt season.



## CAVON WALKER

DL • 6-2 • 281 • Sr. • 3V  
Washington, D.C.  
(Friendship Collegiate Academy)  
Major: African American Studies

18

**As a Junior (2016):** Appeared in 13 games, making three starts ... Totaled career-highs in tackles (30), tackles for loss (8.5) and sacks (3.5) ... Had four tackles and forced a fumble vs. Boston College (12/26) ... Posted three tackles, including a sack, vs. Rutgers (11/26) ... Had four tackles, including a TFL, at #19 Nebraska (11/19) ... Had career-high five tackles, including 2.0 TFLs, at Indiana (10/29) ... Posted four tackles and first career sack at UCF (9/17) ... Made first career start against Howard (9/3), totaling one tackle.

**As a Redshirt Sophomore (2015):** Appeared in 10 games, totaling seven tackles and a pass breakup.

**As a Sophomore (2014):** Appeared in two games, totaling six tackles ... missed the remainder of the season due to injury.

**As a Freshman (2013):** Appeared in all 13 games primarily on special teams.


**Personal:** Entered college as a 220-lb linebacker ... enjoys drawing ... very outgoing personality.

### WALKER'S CAREER STATISTICS

	Defense	G-GS	UT	AT	TT	TFL	Sacks	FC	FR	PBU	Int.
2013	13-0	2	7	9	0.0-0	0.0-0	0	0	0	0	0-0
2014	2-0	5	1	6	0.0-0	0.0-0	0	0	1	0-0	
2015	10-0	5	2	7	0.0-0	0.0-0	0	0	1	0-0	
2016	13-3	19	11	30	8.5-45	3.5-31	1	0	2	0-0	
<b>Career</b>	<b>39-3</b>	<b>31</b>	<b>21</b>	<b>52</b>	<b>8.5-45</b>	<b>3.5-31</b>	<b>1</b>	<b>0</b>	<b>4</b>	<b>0-0</b>	

### Career Highs

Tackles - 5 (at Indiana, 10/29/16)  
Solo Tackles - 4 (2x, last vs. Boston College, 12/26/16)  
Tackles for Loss - 2.0 (at Indiana, 10/29/16)



## LADERRIEN WILSON

RB • 5-11 • 227 • R Fr. • RS  
Saint Cloud, Fla.  
(Kissimmee-Osceola HS)  
Major: Undecided

32

**As a Freshman (2016):** Did not see game action.



## KEVIN WOODESHICK

TE • 6-2 • 225 • Jr. • SQ  
Berwick, Pa.  
(Berwick HS)  
Major: Engineering

47

**As a Sophomore (2016):** Did not see game action.



## JOSH WOODS

DB • 6-1 • 204 • Sr. • 3V  
Baltimore, Md.  
(McDonogh School)  
Major: American Studies

10

**As a Junior (2016):** Appeared in 10 games, making five starts at safety ... Had eight tackles at Indiana (10/29) ... Posted five tackles and a PBU vs. Michigan State (10/22) ... Posted career-high nine tackles at Penn State (10/8) ... Made first start of career vs. Purdue (10/1), posting a pass breakup ... Had team-high seven tackles vs. Howard (9/3).

**As a Sophomore (2015):** Appeared in the final six games, primarily on special teams.

**As a Freshman (2014):** Appeared in the final eight games of the season, primarily on special teams.

### WOODS' CAREER STATISTICS

	Defense	G-GS	UT	AT	TT	TFL	Sacks	FC	FR	PBU	Int.
2014	8-0	0	0	0	0.0-0	0.0-0	0	0	0	0	0-0
2015	6-0	2	2	4	0.0-0	0.0-0	0	0	0	0	0-0
2016	10-5	25	16	41	1.0-1	0.0-0	2	0	0	0	0-0
<b>Career</b>	<b>24-5</b>	<b>27</b>	<b>18</b>	<b>45</b>	<b>1.0-1</b>	<b>0.0-0</b>	<b>2</b>	<b>0</b>	<b>0</b>	<b>0</b>	<b>0-0</b>

### Career Highs

Tackles - 9 (at Penn State, 10/8/16)  
Solo Tackles - 7 (at Indiana, 10/29/16)  
Tackles for Loss - 1.0 (vs. Howard, 9/3/16)  
Pass Breakups - 1 (2x, last vs. Michigan State, 10/22/16)

# 2017 NEWCOMERS

## 11 FOFIE BAZZIE

Defensive Back | Freshman  
5-11, 190

Gaithersburg, Md. (Quince Orchard)  
Major: Undecided

**As a Freshman (2017):** An early enrollee ... participated in 2017 spring camp.

**Before Maryland:** A consensus 3-star recruit according to all major recruiting databases ... 2016 American Family Insurance ALL-USA Maryland Football Team ... 2016 First Team Washington Post All-Metro ... caught 17 passes for 258 yards and four touchdowns as a wide receiver in 2016 ... coached by John Kelley.

## 13 MARKQUESE BELL

Defensive Back | Freshman  
6-2, 208

Bridgeton, N.J. (Bridgeton HS)  
Major: Communication

**As a Freshman (2017):** An early enrollee ... participated in 2017 spring camp.

**Before Maryland:** A consensus 4-star recruit according to all major recruiting databases ... ranked No. 88 in the ESPN300 ... played in the 2017 Under Armour All-American Game as a member of Team Highlight ... two-time all-state selection ... 2015 South Jersey Times Offensive Player of the year ... 2016 American Family Insurance/USA Today All-USA New Jersey First Team ... totaled 76 tackles, two interceptions three pass defenses and forced a fumble as a senior ... rushed for 885 yards and seven touchdowns, mostly as a quarterback, as a senior ... played wide receiver as a junior and caught 52 passes for 792 yards and 11 touchdowns, while also rushing for 191 yards and a score ... caught six two-point conversions during that season ... played quarterback as a sophomore and threw for over 700 yards ... also played basketball and ran track in high school ... jumped 6-10 to win the high jump at the NJSIAA Meet of Champions ... jumped seven-feet to win the high jump at the Cape-Atlantic League track and field championships ... picked Maryland over Ohio State, Clemson, Rutgers and Virginia Tech ... coached by Dave Ellen.

## KENNY BENNETT

Defensive Back | Freshman  
6-2, 201

Philadelphia, Pa. (Academy at Palumbo)  
Major: Undecided

**Before Maryland:** A consensus 3-star recruit according to all major recruiting databases ... 2016 First Team PFN All-State – Class 5A and Second Team All-Southeastern PA ... also a recipient of the 2016 Mini Max High School Award ... led team in receiving yards and touchdowns in 2016 ... posted 27 tackles and 3 interceptions in 2016 ... chose the Terps over Pitt, Temple and Virginia Tech ... coached by Scott Pitzner.

## 27 BRYCE BRAND

Buck | Freshman  
6-3, 241

Detroit, Mich. (Clayton Valley Charter)  
Major Kinesiology

**As a Freshman (2017):** An early enrollee ... participated in 2017 spring camp.

**Before Maryland:** Played high school football at Clayton Valley Charter in Concord, Ca. and IMG Academy in Bradenton, Fla. ... a consensus 3-star recruit according to all major recruiting services ... rated the No. 86 player in the state of California via Rivals ... ranked the No. 99 player in the state of California and the No. 43 inside linebacker in the nation by ESPN ... ranked the No. 131 defensive end in the nation by Scout ... ranked the No. 81 outside linebacker in the nation by 247sports ... recorded 90 tackles, 10 tackles for loss, 1.5 sacks, 3 pass breakups, one forced fumble and a fumble recovery his senior season at Clayton Valley Charter ... chose Maryland over Arizona and Toledo ... coached by Tim Murphy.

## 16 RYAN BRAND

Quarterback | RS Sophomore  
5-11, 182

Detroit, Mich. (Detroit Jesuit HS/Air Force/San Mateo CC)  
Major: Economics

**Before Maryland:** Rated a three-star prospect by ESPN and 247Sports out of University of Detroit Jesuit High School, where he participated in the Elite 11 Finals ... played 2016 season at the College of San Mateo (JUCO) ... threw for 918 yards and nine touchdowns at San Mateo ... spent his freshman season at Air Force.

## JALEN BROWDER

Wide Receiver | Freshman  
6-1, 180

Dallas, Ga. (East Paulding HS)

**Before Maryland:** A consensus 3-star recruit according to all major recruiting services ... 2015 Class 5-A All-Region ... racked up 764 receiving yards and seven touchdowns on 56 catches and ran for 110 yards and a touchdown as a junior ... averaged 20.8 points per game as a varsity basketball player as a junior ... also received offers from Louisville, Ole Miss and South Carolina ... coached by Jon Lindsey.

## TAHJ CAPEHART

Wide Receiver | Freshman  
5-10, 184

Virginia Beach, Va. (Bishop Sullivan Catholic)  
Major: Undecided

**Before Maryland:** Rated a 4-star prospect by Rivals, Scout and ESPN ... played his high school football at Ocean Lakes High before moving to Bishop Sullivan Catholic for his senior season ... dealt with a hamstring injury, but caught 19 balls for 256 yards and two touchdowns as a senior ... made 25 catches for 606 yards and six touchdowns as a junior ... caught 30 balls for for 623 yards and 10 touchdowns as a sophomore ... played for head coach Chris Scott at Ocean Lakes and Bishop Sullivan.

## CARLOS CARRIERE

Wide Receiver | Freshman  
6-4, 180  
Alpharetta, Ga. (Alpharetta HS)  
Major: Undecided

**Before Maryland:** Played at Alpharetta High School in Alpharetta, Ga. ... a consensus 3-star recruit according to all major recruiting services ... ranked the No. 77 player in the state of Georgia by 247sports and Rivals ... ranked the No. 71 player in the state of Georgia by ESPN ... ranked the No. 13 wide receiver in the state of Georgia by Scout ... ranked the No. 95 WR in the nation by Rivals ... had 87 receptions for 1396 yards and 21 touchdowns throughout high school ... had 44 receptions for 771 yards and 13 touchdowns his senior season ... Alpharetta ended the season ranked No. 19 in the state of Georgia by Max Preps ... coached by Jacob Nichols.

## JAYDEN COMMA

Wide Receiver | Freshman  
6-2, 208  
Roswell, Ga. (Roswell HS)  
Major: Undecided

**Before Maryland:** A consensus 3-star prospect according to all major recruiting databases ... 2015 All-Metro North Fulton County ... 2016 All-Region 5-6A First Team ... caught 44 balls for 764 yards and 10 scores as a senior... snagged 17 balls for 223 yards and four scores as a sophomore ... helped Roswell advance to the Class 7-A championship game as a senior ... Roswell was in the top-25 nationally during Comma's senior season ... also received offers from Louisville, West Virginia and Minnesota ... coached by John Ford.

## AYINDE ELEY

Linebacker | Freshman  
6-3, 226  
Silver Spring, Md. (Good Counsel)  
Major: Communication

**Before Maryland:** A 4-star recruit according to Scout ... a three-star recruit according to ESPN, 247Sports and Rivals ... rated as the No. 15 player in the state of Maryland via ESPN ... rated as the No. 64 OLB in the nation via ESPN ... rated as the No. 8 player in the state of Maryland via 247Sports ... rated as the No. 26 outside linebacker in the nation via 247Sports ... rated as the No. 2 OLB in the state of Maryland and No. 4 OLB in the East region via Scout ... rated the No. 22 OLB in the country via Scout ... also received offers from Ohio State, Penn State, Michigan State, West Virginia and Virginia Tech ... coached by Bob Milloy.

## TAYON FLEET-DAVIS

Running Back | Freshman  
5-11, 231  
Oxon Hill, Md. (Potomac)  
Major: Undecided

**Before Maryland:** A consensus 3-star recruit according to all major recruiting databases ... 2016 Second Team Washington Post All-Metro ... totaled more than 30 career touchdowns at Potomac ... averaged over six-yards a carry in career at Potomac ... ran for 832 yards and 10 touchdowns, in addition to catching 25 passes for 433 yards as a senior ... ran for 748 yards and four touchdowns and caught two touchdowns as a junior ... ran for 356 yards and nine touchdowns as a sophomore ... led Potomac to 27-9 record in three years on team ... was also considering Syracuse, Indiana and Iowa ... coached by Ronnie Crump.

## BRANDON GADDY

Defensive Line | Freshman  
6-2, 311  
Virginia Beach, Va. (Bishop Sullivan Catholic)  
Major: Undecided

**Before Maryland:** A consensus 3-star recruit according to all major recruiting databases ... totaled 23 tackles and 6.5 sacks as a senior ... helped lead Bishop Sullivan to a 7-3 record in 2016 ... ran for 772 yards and 18 touchdowns as a junior ... also received offers from Oregon, Florida State, Florida, Virginia Tech and Michigan State ... coached by Chris Scott.

## BREYON GADDY

Defensive Line | Freshman  
6-2, 360  
Virginia Beach, Va. (Bishop Sullivan Catholic)  
Major: Family Science

**Before Maryland:** A 4-star recruit according to 247sports.com, Rivals and Scout ... ranked in the top-20 nationally at position by 247sports.com and Rivals ... 2016 Virginia-Pilot Second Team All-Tidewater ... totaled 22 tackles and four sacks as a senior ... helped lead Bishop Sullivan to a 7-3 record in 2016 ... had 46 tackles as a junior ... also received offers from Alabama, Clemson, Florida State, Florida, Michigan and USC ... coached by Chris Scott.

## KASIM HILL

Quarterback | Freshman  
6-2, 232  
Washington, D.C. (St. John's College)  
Major: Finance

**Before Maryland:** A consensus 4-star recruit according to all major recruiting databases ... the 93rd-ranked overall player in the 2017 class according to Rivals ... a member of the ESPN300 ... 2017 Washington D.C. Gatorade Player of the Year ... played in the 2017 Under Armour All-American Game as a member of Team Armour ... received quarterback MVP honors at The Opening's Washington D.C. Regional ... 2016 American Family Insurance/USA Today All-USA Washington D.C. First Team ... 2016 Washington Post All-Metro Honorable Mention ... 2016 WCAC All-Conference Third Team selection ... 2015 All-MIAA selection playing quarterback for Gilman in Baltimore ... honorable mention all-state selection as a junior ... passed for 1,431 yards and 16 touchdowns while completing 65 percent of his passes and rushed for 885 yards and 10 scores in 2016 ... led the Cadets to an 8-4 record and an appearance in the WCAC championship game ... also received offers from Michigan, Penn State and Michigan State ... coached by Joe Casamento.

## 67 TYRAN HUNT

Offensive Line | Freshman  
6-7, 300  
Boykins, Va. (Southampton HS)  
Major: Communication

**As a Freshman (2017):** An early enrollee ... participated in 2017 spring camp.

**Before Maryland:** A consensus 3-star recruit according to all major recruiting databases ... 2016 American Family Insurance ALL-USA Virginia Football Team ... 2015 Second Team Defensive All-Conference ... was also considering Virginia Tech, Virginia and Syracuse ... coached by Littleton Parker.

## MJ JARRELL

Wide Receiver | Freshman  
6-1, 183  
Orlando, Fla. (Timber Creek)  
Major: Kinesiology

**Before Maryland:** Rated a 3-star recruit by Scout, ESPN and 247Sports ... ranked 9th on the Orlando Sentinel's Central Florida Super60 prospect rankings ... named to the Central Florida All-Star games and caught six passes for 109 yards and three touchdowns to earn game MVP honors ... caught 38 passes for 496 yards and three touchdowns and rushed for 382 yards and a touchdown as a senior ... led Timber Creek to the Class 8A regional semifinals and an 8-4 record ... caught 25 balls for 364 yards and three touchdowns and ran for 383 yards and two touchdowns as a junior ... also received offers from Louisville, South Carolina and Pitt... coached by Jim Buckridge.

## DEON JONES

Defensive Back | Freshman  
6-0, 195  
Oxon Hill, Md. (Potomac HS)  
Major: Undecided

**As a Freshman (2017):** An early enrollee ... participated in 2017 spring camp.

**Before Maryland:** A consensus 4-star recruit according to all major recruiting databases ... ranked No. 155 in the ESPN300 ... the 14th-ranked cornerback nationally according to ESPN and Rivals ... ranked the top defensive back in the state of Maryland ... missed the 2016 season due to injury ... 2015 First Team All-WCAC ... was also considering Florida, Clemson, Florida State and Penn State.

## JOHNNY JORDAN

Center | Freshman  
6-1, 307  
Leesburg, Va. (Gonzaga HS)  
Major: Undecided

**Before Maryland:** A consensus 3-star prospect according to all major recruiting services ... 2016 American Family Insurance/USA Today All-USA Washington D.C. First Team ... 2016 Washington Post All-Metro First Team ... 2016 WCAC All-Conference First Team ... 2015 WCAC All-Conference First Team ... 2014 WCAC All-Conference Third Team ... helped paved the way for Gonzaga's leading rusher Tyree Randolph to rack up 1,731 yards and 28 touchdowns in 2016 ... also received offers from Louisville, Virginia Tech and Pitt ... coached by Randy Trivers.

## JAVON LEAKE

Running Back | Freshman  
6-0, 200  
Greensboro, N.C. (Page HS)  
Major: Undecided

**Before Maryland:** A consensus 3-star prospect according to all major recruiting databases ... 2016 American Family Insurance/USA Today All-USA North Carolina First Team ... two-time Greensboro News & Record HSXtra First-Team All-Area selection and one-time honorable mention selection ... selected for the Shrine Bowl of the Carolinas ... All-Metro 4-A Conference ... rushed for 1,679 yards on 216 carries despite missing two games due to injury as a senior ... also caught 16 passes for 114 yards and played defensive back ... helped the Pirates to a 14-2 record and an appearance in the Class 4-A title game ... rushed 277 times for 2,048 yards and 30 touchdowns as a junior ... also caught 21 passes for 356 yards and four touchdowns ... helped lead Page to the 4-A title game ... also received offers from Louisville, South Carolina, UNC, Tennessee and Virginia Tech ... coached by Kevin Gillespie.

## ANTHONY MCFARLAND

Running Back | Freshman  
5-8, 208  
Hyattsville, Md. (DeMatha Catholic)  
Major: Kinesiology

**Before Maryland:** A consensus 4-star recruit according to all major recruiting databases ... rated the 3rd-best running back nationally and second best player in the state of Maryland by 247 Sports and Rivals ... 2016 Under Armour All-American ... missed senior season due to injury ... 2015 Second Team Washington Post All-Metro ... ran for 527 yards and eight touchdowns (8.5 yards/carry) as a junior, while also catching 25 passes for 386 yards and four touchdowns ... 2014 Honorable Mention Washington Post All-Metro ... rushed for 1124 yards (10.1 yards/carry) as a sophomore, in addition to catching 15 passes for 312 yards and 12 touchdowns ... was also considering Alabama, Miami, Penn State and Georgia.

## JORDAN MCNAIR

Offensive Line | Freshman  
6-4, 325  
Randallstown, Md. (McDonogh School)  
Major: Kinesiology

**Before Maryland:** A 4-star recruit according to 247Sports ESPN and Scout ... ranked in the top-25 nationally at position by ESPN and Scout ... the 6th-ranked player in the state of Maryland by ESPN and 247sports.com ... 2016 American Family Insurance ALL-USA Maryland Football Team ... 2016 First Team Baltimore Sun All-Metro ... 2015 Consensus Maryland All-State, First Team Baltimore Sun All-Metro and First Team All-MIAA ... helped lead McDonogh to an 8-3 record as a senior ... was also considering Ohio State, Auburn, Penn State and Rutgers.

## B'AHMAD MILLER

Defensive Line | Freshman  
6-2, 276

Newark, Del. (St. Frances Academy (Baltimore))  
Major: Undecided

**Before Maryland:** Played at St. Frances Academy in Baltimore, Md. ... a 3-star recruit according to Rivals, 247sports and ESPN ... rated the No. 15 player in the state of Maryland and No. 34 strong-side defensive end in the nation via 247sports ... rated the No. 20 player in the state of Maryland via Rivals ... high school team ended the season ranked No. 3 in the state of Maryland via Max Preps ... also received offers from Pitt, Illinois and Temple...coached by Henry Russell.

## MARCUS MINOR

Offensive Line | Freshman  
6-4, 297

Lanham, Md. (DeMatha Catholic)  
Major: Undecided

**Before Maryland:** Played at local DeMatha High School ... a consensus 4-star recruit according to all major recruiting services ... rated as the No. 5 player in the state of Maryland via ESPN ... a member of the ESPN3000 ... rated as the No. 17 guard in the country via ESPN ... rated as the No. 9 player in the state of Maryland via 247Sports ... rated as the No. 19 guard in the country via 247Sports ... rated as the No. 6 player in the state of Maryland via Rivals ... tabbed as the No. 1 guard in the state of Maryland and east region via Scout ... rated as the No. 6 guard in the country via Scout ... 2016 First Team All-WCAC selection ... 2016 USA Today First Team All-Maryland ... helped lead Dematha to its fourth straight WCAC Championship in 2016...high school team ended the 2016 season ranked ninth in country via Max Preps and 14th in the nation via USA Today ... 2015 Third Team All-WCAC selection ... also received offers from Auburn, Florida, Penn State and Tennessee ... coached by Elijah Brooks.

## SEAN NELSON

Wide Receiver | Freshman  
6-0, 181

Fairburn, Ga. (Langston Hughes)  
Major: Undecided

**Before Maryland:** Played at Langston Hughes HS in Fairburn Ga. ... a 4-star recruit according to ESPN ... a three-star recruit according to Scout, 247sports and Rivals ... rated the No. 10 wide receiver in the state of Georgia via Scout ... ranked the No. 100 WR in the country and the No. 66 player

overall in the state of Georgia via Rivals ... had 82 receptions for 1342 yards and 14 touchdowns throughout high school ... also had 39 receptions for 543 yards and 9 touchdowns his senior season ... also received offers from Louisville, Indiana and Illinois ... coached by Willie Cannon.

## ANDREW PARK

Tight End | Freshman  
6-4, 260

Fairfax Station, Va. (Lake Braddock)  
Major: Undecided

**Before Maryland:** A consensus 3-star prospect according to all major recruiting databases ... 2016 American Family Insurance/USA Today All-USA Virginia Second Team ... two-time Virginia all-state selection ... 2016 Washington Post Honorable Mention ... totaled 21 catches for 343 yards and a touchdown as a senior ... caught 26 balls for 398 yards and five touchdowns as a junior ... also received offers from Temple and Pitt ... coached by Jim Poythress.

## LAWTEZ ROGERS

Defensive Line | Freshman  
6-4, 274

Greenbelt, Md. (Eleanor Roosevelt)  
Major: Undecided

**Before Maryland:** Rated a 3-star recruit by Rivals, ESPN and 247Sports ... 2016 Washington Post All-Metro Honorable Mention ... 2015 honorable mention all-state selection ... named to the Maryland Crab Bowl all-star game ... also received offers from Louisville, Michigan State, Rutgers and Wake Forest ... coached by Tom Green.

## CAM SPENCE

Defensive Line | Freshman  
6-3, 315

Washington, D.C. (St. John's College)  
Major: Undecided

**Before Maryland:** Played high school football at IMG Academy and St. John's College High School ... a 4-star recruit according to ESPN, 247Sports, and Scout ... a 3-star recruit according to Rivals ... rated as the No. 3 player in Washington, DC via ESPN ... rated as the No. 27 defensive lineman in the country via ESPN ... rated as the No. 2 player in Washington DC via 247Sports ... rated as the No. 20 defensive tackle in the nation via 247 Sports ... rated as the No. 1 defensive tackle in Washington DC and No. 4 defensive tackle in the east region via Scout ... rated as the No. 24 defensive lineman in

the country via Scout...rated as the No. 4 players in Washington DC via Rivals ... rated as the No. 36 defensive tackle in the nation via Rivals ... 2016 Third Team All-WCAC selection ... also received offers from Penn State, Florida State, Florida, Kentucky and Auburn ... coached by Joe Casamento.

## 42 NICK UNDERWOOD

Linebacker | Freshman  
6-0, 225

Lake Oswego, Ore. (Lake Oswego/Riverside CC/  
Air Force)

**As a Freshman (2017):** An early enrollee ... participated in 2017 spring camp.

**Before Maryland:** Played JUCO football at Riverside City College in Riverside, Calif. and high school football at Lake Oswego HS in Lake Oswego, Ore. ... a consensus 3-star recruit according to all major recruiting services ... ranked the No. 23 player in the state of Oregon via 247sports ... ranked the No. 8 inside linebacker and the No. 120 player in his class via 247sports ... ranked the No. 99 player in his class via Rivals ... recorded 71 tackles, 11 tackles for loss, 1.5 sacks, 4 fumble recoveries, 2 interceptions and one pass breakup in 11 games with Riverside City College.

## ALEX WOODS

Defensive Back | Freshman  
6-2, 190

Durham, N.C. (Hillside HS/Lackawanna College)  
Major: Family Science

**As a Freshman (2017):** An early enrollee ... participated in 2017 spring camp.

**Before Maryland:** Played JUCO football at Lackawanna C.C. in Scranton, Pa. and high school football at Hillside in Durham, N.C. ... a consensus 3-star recruit according to all major recruiting services ... rated the No. 2 player in the state of North Carolina and the No. 13 corner in the nation via 247sports ... rated the No. 95 player in the nation by 247sports ... rated the No. 13 CB in the nation by ESPN ... had 9 tackles and one interception in 7 games at Lackawanna College ... coached by former Terp standout Mark Duda (1979-82).



# DJ DURKIN

Head Coach

Bowling Green '01 • Second Year at Maryland

The Maryland football program made great strides in 2016, its first year under the guidance of Head Coach DJ Durkin. The Terps doubled their win total from the prior season and garnered bowl eligibility in Durkin's first year in College Park.

Regarded as one of the brightest young coaching minds in college football, Durkin was named the 36th head football coach in Maryland history on December 2, 2015. He quickly changed the culture and brought instant energy to the program.

Durkin improved the results on the field as well. The Terps started the 2016 season 4-0 and won five of their first seven games, including a victory over Michigan State. After falling in three straight games to nationally-ranked teams, including a pair of matchups against Top 5 squads, Maryland defeated Rutgers, 31-13, in its season finale to garner bowl eligibility.

Durkin guided Maryland to its 27th bowl game all-time when the Terps faced off against Boston College in the 2016 Quick Lane Bowl, which was played at Ford Field in Detroit.

Durkin also showed his recruiting prowess by signing a consensus Top 20 class in 2017, which was his first full recruiting cycle. The class, which included 11 4-star signees and five members of the ESPN300, ranked among the best in program history. Durkin was able to land nine of the Top 20 players from the state of Maryland and three of the top nine players from Washington, D.C.

Prior to arriving in College Park, Durkin served as the defensive coordinator and linebackers coach at the University of Michigan, leading a nationally-renowned defensive unit that ranked fourth in the country. Under Durkin, the Wolverines limited opponents to 17.2 points per game in 2015, in addition to shutting out three consecutive opponents – the longest such streak at Michigan in 35 years.

Durkin has also been an outstanding recruiter in his time as an assistant. At Florida, Durkin helped land four straight top-11 recruiting classes and was named Rivals.com's 2012 Recruiter of the Year as a result. In total, Durkin contributed to the impressive recruitment of nine five-star prospects on the defensive side of the ball during that stretch.

Durkin's immediate impact in Ann Arbor was also displayed in player development. Michigan had nine defensive All-Big Ten honorees, including a pair of first team defensive backs: Jourdan Lewis and Jabril Peppers. In addition, three Wolverines (Ryan Glasgow, Lewis and Peppers,) were named semifinalists for national defensive awards in 2015.

As the defensive coordinator at Florida from 2013-14, Durkin led the Gators to consecutive top-15 rankings in total defense with the 15th-best mark in the country in 2014 (329.0 ypg) and the eighth-best (314.2 ypg) in 2013.

Florida's 2014 team finished the year ranked in the top-10 in the nation in yards allowed per play (4.45), yards allowed per rush attempt (3.16) and yards allowed per pass

attempt (5.9).

The group was highlighted by All-SEC selections Dante Fowler Jr., Vernon Hargreaves and Antonio Morrison. Fowler was subsequently selected third overall in the 2015 NFL Draft by the Jacksonville Jaguars. His selection continued a stretch in which Gator defensive players were selected in the first round of three consecutive drafts.

In Durkin's first season as defensive coordinator, Florida finished first in the SEC and seventh in the country in pass defense (171.8 yards per game), sixth in first downs allowed (16.1 per game) and 15th in scoring defense (21.1 points per game), while allowing only 27 touchdowns, the sixth fewest in the nation in 2013.

Durkin's coaching paid dividends at the next level when defensive tackle Dominique Easley was drafted by the New England Patriots in the first round of the 2014 NFL Draft.

From 2010-2012, Durkin served as special team coordinator and linebackers coach at Florida and coached under current Atlanta Falcons head coach Dan Quinn. Once again, Durkin was a key contributor of a staff that helped produce an NFL first round pick when defensive tackle Shariff Floyd was taken in the first round of the 2012 Draft.

As linebackers coach, Durkin tutored Jon Bostic, who finished his career as a second-team All-SEC selection and was drafted in the second round of the NFL Draft by the Chicago Bears in 2013.

Durkin's coaching on special teams helped produce punter Chas Henry, the winner of the Ray Guy Award in 2011, and kicker Caleb Sturgis, a two-time finalist for the Lou Groza Award and NFL player.

Under Durkin's tutelage, Stanford's defensive ends helped the Cardinal rank 11th nationally in sacks per game in 2007 and 2009.

At Stanford, Durkin helped the Cardinal bring in their highest ranked recruiting class in eight years in 2009.

As a graduate assistant at Notre Dame from 2003-04, Durkin worked primarily with defensive ends and helped develop Notre Dame all-time sack leader, All-Pro NFL defensive end and 2x Super Bowl champion Justin Tuck.

As a player, Durkin starred at Bowling Green as a starter at defensive end and outside linebacker from 1997-2000. He led the team in sacks in 1998 and served as a team captain for two seasons. Durkin was honored with numerous team awards including the Ken Schoeni Award for character and toughness, the Carlos Jackson Award personifying the values of a student-athlete and the Leadership Award.

Durkin played under Gary Blackney at Bowling Green. Blackney was Maryland's defensive coordinator from 2001-05.

He earned his bachelor's degree in business marketing from Bowling Green in 2001 and his master's degree in educational administration and supervision in 2004.

A native of Youngstown, Ohio, Durkin and his wife Sarah have one daughter, Abigail, and one son, Luke.

## The Durkin File

Full Name	Daniel John "DJ" Durkin
Date of Birth	January 15, 1978
Hometown	Youngstown, Ohio
Alma Mater	Bowling Green, '01 (B.A., Business Marketing) Bowling Green '04 (M.A., Educational Administration and Supervision)
Family	Wife, Sarah; Daughter, Abigail; Son, Luke
Playing Experience	OLB at Bowling Green
Years in Coaching (College)	16

## Coaching Experience Maryland

2015-pres.	Head Coach
------------	------------

## Michigan

2015	Defensive Coordinator/Linebackers
------	-----------------------------------

## Florida

2013-14	Defensive Coordinator/Linebackers
2010-12	Special Teams Coordinator/Linebackers

## Stanford

2007-09	Special Teams Coordinator/Defensive Ends
---------	--

## Bowling Green

2006	Special Teams Coordinator/Linebackers
2005	Assistant Coach - Defensive Ends

## Notre Dame

2003-04	Graduate Assistant
---------	--------------------

## Bowling Green

2001-02	Graduate Assistant
---------	--------------------

## Durkin Year-By-Year

Yr.	Rec.	Conf.	Bowl
2014 <sup>UF</sup>	1-0	0-0	Birmingham, W
<b>Total</b>	<b>1-0</b>	<b>0-0</b>	<b>1 appearance, 1-0</b>
2016 <sup>MD</sup>	6-7	3-6	Quick Lane, L
<b>Total</b>	<b>6-7</b>	<b>3-6</b>	<b>1 appearance, 0-1</b>
<b>Overall</b>	<b>7-7</b>	<b>3-6</b>	<b>2 appearances, 1-1</b>



# ANDY BUH

## Defensive Coordinator

### Nevada '96 • Second Year at Maryland

Andy Buh, who joined DJ Durkin's staff in the spring of 2016, is now in his second season as defensive coordinator for the Terps.

Buh, who previously served as the defensive coordinator at Stanford, Nevada and Cal, came to Maryland from the University of Kentucky, where he served as the outside linebackers coach in 2015 and was promoted to also serve as special teams coordinator. Durkin and Buh were on the same staff at Stanford from 2007-09.

Buh (pronounced same as "boo") has 19 years of coaching experience and has helped engineer major turnarounds at Stanford and Nevada. His teams made four consecutive bowl appearances from 2009-12 and he's sent numerous players to the National Football League.

Buh helped guide a Maryland defense that ended 2016 tied for third in the Big Ten with 37 sacks. The Terps finished strong, compiling 15 sacks during the final three games of the season.

Buh's defense allowed just one 300-yard passer during the 2016 season. Maryland gave up just 212.3 passing yards/game in Buh's first season, just the second time in the last nine seasons a Terps team achieved the feat.

While only at Kentucky for one season, Buh made an immediate impact. The Wildcats allowed just 198.1 yards per game through the air, ranking fifth in the SEC and Top 30 nationally in passing defense. Kentucky was also stingy in the red zone during Buh's tenure, ranking fourth in the conference and 14th nationally by allowing opponents to score just 75 percent of the time. The Wildcats also forced nine fumbles in 2015, ranking fourth in the SEC.

Buh also coached at the University of California, where he was the defensive coordinator and linebackers coach in 2013. The Golden Bear defense was ravaged by injuries that year as 16 players from the team's preseason two-deep were sidelined for a total of 109 games. A highlight was the performance of defensive lineman Deandre Coleman, who earned third-team All-Pac-12 honors and currently plays for the Miami Dolphins.

Buh was the linebackers coach at Wisconsin in 2012 and the UW defense ranked in the nation's top 25 in several statistical categories. The Badgers were 15th in the nation in total defense (322.6 yards per game), 17th in scoring defense (19.1 points per game), 22nd in pass efficiency defense and 24th in rushing defense. Wisconsin was even better during the regular-season Big Ten contests, allowing just 18.3 points per game to rank second in the league.

Individually, Wisconsin linebacker Mike Taylor had 123 tackles and ranked 25th in the nation in total stops. Linebacker Chris Borland received All-Big Ten honors. Borland played for the San Francisco 49ers and Taylor was on the reserve squad for the Seattle Seahawks.

Prior to Wisconsin, Buh was defensive coordinator and linebackers coach at Nevada in 2010-11. In his first season, Buh helped lead Nevada to arguably the greatest season in school history with a 13-1 record, tying for the

Western Athletic Conference championship and defeating Boston College in the Kraft Fight Hunger Bowl. Nevada ranked 31st in the nation in scoring defense (21.4 ppg) and 18th nationally in rushing defense at 120.3 yards per game. The Wolf Pack rated 24th nationally in sacks with 35 QB takedowns, 2.5 per game. Defensive end Dontay Moch had 22 tackles for loss, leading the WAC and rating 10th nationally with 1.57 TFL per game. Moch was a third-round draft pick by the Cincinnati Bengals and currently plays for the Atlanta Falcons.

The Wolf Pack went 7-6 in his first season and played No. 22-ranked Southern Mississippi in the Hawaii Bowl, limiting the nation's No. 15 scoring offense to 13 points and 125 yards below its season average. Nevada was led by first-team All-America defensive tackle Brett Roy, who had 18.5 tackles for loss, pacing the WAC and ranking 12th nationally with 1.4 TFL per game. Included were 10 quarterback sacks, with Roy ranking second in the WAC and 13th in the country at 0.77 per game.

Buh's success came after inheriting a unit that had ranked 96th and 91st nationally in total defense in 2008 and '09, respectively, the two seasons before his arrival. In his two years at Nevada, the Wolf Pack was 54th in the country in total defense in 2010 and 52nd in 2011.

Buh also was part of a major turnaround during his term at Stanford. He was linebackers coach in 2007 for a team that had gone 1-11 the year before. The 2007 squad improved to four wins, including one of the greatest upsets in college football history -- as a 41-point underdog, the Cardinal scored a 24-23 road victory at Southern California. Buh was promoted by then-head coach Jim Harbaugh to co-defensive coordinator for his final two seasons.

In his first year as co-defensive coordinator, Stanford ranked 11th nationally in quarterback sacks and improved to five wins. Three Cardinal defenders were named All-Pac-12. In 2009, Stanford played in the Sun Bowl, the school's first bowl appearance since 2001, and had four players receive All-Pac-12 honors, including NFL All-Pro cornerback Richard Sherman.

A native of Escondido, Calif., Buh played linebacker for two seasons at Palomar College, where he helped the team to a share of the 1991 Junior College Grid-Wire national championship as a freshman. He was a junior-college All-American as a sophomore.

Buh went on to play at Nevada in 1993-94 and was a part of a Big West championship team as a senior. He graduated with a degree in physical education and began his coaching career at his high school alma mater, Orange Glen HS, in 1996.

Buh entered the collegiate coaching ranks at Nevada as a graduate assistant in 1997-98 and coached defensive backs and special teams in '99. He was a defensive administrative assistant at California in 2000-01.

Buh coached linebackers at San Diego State at 2002-05. During his time with the Aztecs, Buh coached four

## The Buh File

Hometown:	Escondido, Calif.
Alma Mater:	Nevada, '96

## Coaching Experience

<b>Maryland</b>	
2016-pres.	Defensive Coordinator
<b>Kentucky</b>	
2015	Outside Linebackers
<b>California</b>	
2013	Defensive Coordinator/Linebackers
<b>Wisconsin</b>	
2012	Linebackers
<b>Nevada</b>	
2010-11	Defensive Coordinator/Linebackers
<b>Stanford</b>	
2008-09	Co-Defensive Coord./Linebackers
2007	Linebackers
<b>Fresno State</b>	
2006	Graduate Assistant
<b>San Diego State</b>	
2002-05	Linebackers
<b>California</b>	
2000-01	Defensive Administration Assistant
<b>Nevada</b>	
1999	Defensive Backs/Special Teams
1997-98	Graduate Assistant (DB)

## Playing Experience

<b>Nevada</b>	
1993-94	Linebacker
<b>Palomar Junior College</b>	
1991-92	Linebacker (AA)

players who went on to the NFL, including Kirk Morrison, a first-team All-American, two-time Mountain West Conference Defensive Player of the Year and three-time All-MWC selection. Morrison went on to play eight years in the NFL. Buh coached one season at Fresno State before going to Stanford.

Buh's wife, Kelly, is a native of New Albany, Ind. They have two sons, Luke and Logan.





# WALT BELL

## Offensive Coordinator/Quarterbacks

Middle Tennessee State '05 • Second Year at Maryland

Walt Bell, one of the most dynamic young offensive minds in college football, is now in his second season as Maryland's Offensive Coordinator.

Bell had an instant impact on the Terps offense as Maryland posted 173 points through its first four games in 2016 - a program record. Maryland saw improvements in nearly every offensive category in Bell's first year. The Terps averaged more points and yards per play, while also scoring more touchdowns, recording more first downs and cutting turnovers drastically from 2015.

Maryland's rushing offense perhaps saw the biggest boost under Bell's tutelage. The Terps rushing offense totaled 2,594 yards in 2016, marking just the seventh time in the history of the program (and first since 2003) the team eclipsed 2,500 yards on the ground. The team also posted 26 rushing touchdowns - the most since 2007.

Bell joined the Maryland staff after serving as offensive coordinator, assistant head coach and quarterbacks coach at Arkansas State from 2014-15. The Red Wolves ranked 12th nationally in scoring offense, averaging 40.0 points per game in 2015. In his 26 games overseeing the Arkansas State offense, the Red Wolves posted over 300 yards 24 times, over 400 yards 18 times and over 500 yards 11 times.

Bell helped Arkansas State placed eight offensive players on the 2015 All-Sun Belt Conference Team. Junior offensive linemen Jemar Clark and Colton Jackson, and senior wide receiver J.D. McKissic were first team all-conference selections.

In Bell's first year at Arkansas State, the Red Wolves broke five school records on the offensive side of the ball. The high-tempo offense posted 6,194 yards of total offense, averaged 476.5 yards per game, ran 1,024 plays, scored 477 points and totaled 65 touchdowns. Bell's offensive unit ranked among the top 45 teams in the nation in seven statistical categories, including scoring offense (No. 18), total offense (No. 20), rushing offense (No. 25), first downs (No. 30), completion percentage (No. 36), team passing efficiency (No. 38) and passing offense (No. 39).

Bell, who has been a part of 11 bowl games as either a coach or player, came to Arkansas State after spending the previous two seasons as North Carolina's tight ends coach and recruiting coordinator. Bell was part of an offensive staff that helped North Carolina break over 35 school records.

Bell helped North Carolina average 432.4 total yards per game during the 2013 season. Coaching the tight ends position, he was part of a passing game that ranked 28th in the nation with an average of 277.4 yards per game. Bell also helped lead UNC to the 2012 Atlantic Coast Conference Coastal Division title, the same year the Tar Heels ranked 14th nationally with 485.6 yards per game.

Under Bell's tutelage, tight end Eric Ebron was a two-time All-ACC pick and named First Team All-America in 2013. Ebron finished the 2013 season with 973 receiving yards, the most by any tight end in ACC history. Bell's initial season at UNC saw Ebron triple his output over the previous year, hauling in 40 receptions for 625 yards.

Bell also helped the Tar Heels build a pair of strong recruiting classes. The 2012 class ranked among the top five in the ACC despite a lack of available scholarships, and the 2013 class was among the top four in the conference.

Bell went to North Carolina after coaching wide receivers at Southern Miss. He was part of a Southern Miss offensive staff that helped the Golden Eagles establish school records for total offense with 6,459 yards in 2011. USM ranked 17th in the nation in total offense and 14th in scoring offense as the Golden Eagles had their best season in school history.

Southern Miss won the Conference USA championship over previously unbeaten Houston and then won its school-record 12th game of the year by beating Nevada in the Hawaii Bowl. Bell's wide receivers were a big reason for USM's success. The top four receivers on the team all had more than 30 receptions, led by Kelvin Bolden who posted a team-high 58 catches for 671 yards and seven touchdowns. Ryan Ballentine led the team in yards (742) and touchdowns (8) on 49 catches.

Before becoming a full-time assistant at USM, Bell spent one season as the team's offensive graduate assistant in 2010 when the team played Louisville in the Beef 'O' Brady Bowl. With his input, the Golden Eagles set new offensive records for production that year, including a then-school record 5,894 yards and 453.38 yards per game.

Prior to Southern Miss, Bell spent a season as a quality control coach at Oklahoma State. His lone season at OSU saw the Cowboys post a 9-4 record and play in the Cotton Bowl. Before Oklahoma State, Bell worked two years as a graduate assistant at Memphis following his playing days at Middle Tennessee. The Tigers played in back-to-back bowl games during Bell's tenure at the school, including the 2008 St. Petersburg Bowl and the 2007 New Orleans Bowl.

Bell, a Dickson, Tennessee native, earned both his bachelor's degree (criminal justice administration, 2005) and master's degree (sports management, 2006) from Middle Tennessee, where he was a four-year letterman at wide receiver for the Blue Raiders. Bell also worked at Louisiana-Lafayette for one spring following his final season at MTSU.

### The Bell File

Hometown: Dickson, Tenn.  
Alma Mater: Middle Tennessee State, '05

### Coaching Experience

<b>Maryland</b>	
2016-pres.	Offensive Coordinator/QBs
<b>Arkansas State</b>	
2014-15	Asst. Head Coach/Offensive Coord./QBs
<b>North Carolina</b>	
2012-13	Recruiting Coordinator/Tight Ends
<b>Southern Miss</b>	
2011	Wide Receivers
2010	Offensive Grad. Assistant
<b>Southern Miss</b>	
2011	Wide Receivers
2010	Offensive Grad. Assistant
<b>Oklahoma State</b>	
2009	Quality Control
<b>Memphis</b>	
2007-08	Graduate Assistant

### Playing Experience

<b>Middle Tennessee</b>	
2002-05	Wide Receiver



# CHRIS BEATTY

Associate Head Coach/Wide Receivers  
East Tennessee State '95 • Second Year at Maryland

Chris Beatty is in his second year on the Maryland staff, and was promoted to Associate Head Coach following the 2016 season. He helped Maryland's offense make significant strides in his first year as coach of the wide receivers, while also proving to be an outstanding recruiter.

Under Beatty's guidance, D.J. Moore posted six TD grabs in 2016, the most for a Terp wide receiver since Stefon Diggs also had six in 2012.

Beatty also helped Head Coach DJ Durkin and Maryland sign a consensus Top 20 recruiting class in 2017. The class, which included 11 4-star signees and five members of the ESPN300, ranked among the best in program history. Beatty was recognized by 247Sports as one of the Top 15 recruiters in the Big Ten.

Prior to Maryland, Beatty has prior FBS stops at Virginia (2015), Wisconsin (2013-14), Illinois (2012), Vanderbilt (2011), West Virginia (2008-10) and Northern Illinois (2007).

At Virginia, Beatty oversaw the rise of junior running back Taquan Mizzell, who broke the ACC record for receiving yards by a running back in a season with 721 on his way to third-team All-ACC honors.

Beatty helped guide Wisconsin to an 11-3 record in 2014, including a 34-31 overtime win over Auburn in the Outback Bowl. In 2013, Beatty helped senior wide receiver Jared Abbrederis set the school record for receptions in a season (78) and become just the third receiver in school history to compile over 1,000 receiving yards in a season with 1,081. Abbrederis, who went on to be selected by the Green Bay Packers in the 2014 NFL Draft, was a consensus first-team All-Big Ten selection.

While at Vanderbilt, Beatty helped the Commodores win the 2011 Liberty Bowl, and prior to that, he was part of three straight bowl appearances during his time at West Virginia. His stint with the Mountaineers also included the 2010 Big East championship.

While at West Virginia, Beatty coached running back Noel Devine, who rushed for more than 3,600 yards under Beatty's direction and earned a pair of All-BIG EAST honors.

Eighteen of Beatty's former players have gone on to the NFL, and he also mentored 14 all-conference performers.

A 1995 graduate of East Tennessee State, where he was a standout wide receiver, Beatty played professionally in the Canadian Football League before becoming a successful high school coach in Virginia. A native of Centreville, Va., Beatty led Landstown High School to a 40-2 record from 2003-05 and won a state championship with a team that featured current Buffalo Bills wide receiver Percy Harvin.

Beatty's first coaching job was at Hampton University, where he served as offensive coordinator, while also coaching the quarterback and wide receiver units in 2006. Beatty directed Hampton to the 2006 Mid-Eastern Athletic Conference championship and a berth in the FCS playoffs. The Pirates ranked No. 7 in the FCS with an average of 34.7 points per game, with three of Beatty's wide receivers -- Dereck Faulkner, Onrea Jones and Marquay McDaniel -- eventually earning playing time in the NFL.

## The Beatty File

Hometown	Centreville, Va.
Alma Mater	Bowling Green, '87

## Coaching Experience

<b>Maryland</b>	
2017	Associate Head Coach/Wide Receivers
2016	Wide Receivers
<b>Virginia</b>	
2015	Assistant Head Coach/Running Backs
<b>Wisconsin</b>	
2014	Recruiting Coordinator/Wide Receivers
2013	Wide Receivers
<b>Illinois</b>	
2012	Co-Offensive Coordinator/Quarterbacks
<b>Vanderbilt</b>	
2011	Recruiting Coordinator/Wide Receivers
<b>West Virginia</b>	
2008-10	Running Backs/Slot Receivers
<b>Northern Illinois</b>	
2007	Running Backs
<b>Hampton</b>	
2006	Offensive Coordinator/Running Backs
<b>Landstown HS</b>	
2003-05	Head Coach
<b>Salem HS</b>	
2001-02	Head Coach
<b>North Stafford HS</b>	
1998-00	Head Coach

## Playing Experience

<b>Hamilton Tiger-Cats</b>	
1997	Wide Receiver
<b>Baltimore Stallions</b>	
1995	Wide Receiver
<b>East Tennessee State</b>	
1991-94	Wide Receiver



# JIMMY BRUMBAUGH

## Co-Defensive Coordinator/Defensive Line

### Auburn '99 • 1st Year at Maryland

Jimmy Brumbaugh joined the Maryland coaching staff as co-defensive coordinator and defensive line coach in 2017. Brumbaugh, who had spent the prior four seasons at the University of Kentucky, has established himself as one of the top defensive line coaches in the country. He has also served as an assistant coach at LSU, Louisiana Tech and Syracuse.

While serving as defensive line coach at Kentucky (2013-16), Brumbaugh helped develop a pair of 2015 NFL draft picks in Bud Dupree, a first round selection by the Pittsburgh Steelers, as well as Za'Darius Smith, who was chosen in the fourth round by the Baltimore Ravens. A total of four defensive linemen earned All-SEC honors during Brumbaugh's tenure at Kentucky.

Prior to UK, Brumbaugh's most recent major-college stop was a two-year stint at Syracuse, where he coached defensive tackles in 2011 and the defensive line in 2010. The Orange defense showed drastic improvements under Brumbaugh in 2010, moving from 81st nationally in scoring defense to 17th, and 37th in total defense to seventh. Under Brumbaugh's tutelage, defensive end Chandler Jones garnered All-Big East recognition twice and was drafted 21st overall by the New England Patriots in the 2012 NFL Draft.

Prior to Syracuse, Brumbaugh coached the defensive line at Louisiana Tech in 2008 and 2009. He took over a defensive front that ranked 46th nationally against the rush in 2007 and moved that ranking to 13th at the conclusion of 2008.

In addition to coaching, the native of Keystone Heights, Fla., also has experience in strength and conditioning. Brumbaugh served two seasons (2006-07) as an assistant strength and conditioning coordinator at LSU, helping the Tigers capture the 2007 national championship. While with LSU, Brumbaugh helped produce 12 NFL draft selections, including five first-round picks.

Brumbaugh got his first coaching role at Jacksonville State as a student assistant as the Gamecocks won the 2004 Ohio Valley Conference championship and a 9-2 record. He spent the 2005 season at Tennessee-Chattanooga as the defensive line coach.

In 2012, Brumbaugh was at East Mississippi Community College, where he was in charge of the defensive line and the strength and conditioning coordinator. Brumbaugh helped lead the Lions to a top-10 national ranking with an 8-2 record and the Mississippi North Division championship. Brumbaugh's defensive line combined for 224 tackles, including 44.5 tackles for loss, 21.5 sacks and seven fumbles forced. For the season, the EMCC defense allowed just 74.5 rushing yards per game and only 15.3 points per game.

In just one season, Brumbaugh developed six defensive linemen who signed Division I scholarships, including end Za'Darius Smith at Kentucky. Smith was rated as the nation's No. 1 junior college strong side defensive end prospect by JCGridiron.com.

During his playing days at Auburn, Brumbaugh started 44 of his 48 career games, gathering 291 tackles and 15 sacks as a nose tackle and defensive tackle. Brumbaugh was named Freshman All-SEC in 1995, second-team All-SEC in 1996 and first-team All-SEC in 1997. He helped the Tigers earn the 1997 SEC Western Division championship and played in three bowl games, winning two.

After his collegiate career ended, Brumbaugh signed a free-agent deal with the San Francisco 49ers in 2000. He also played in the XFL with the Birmingham Bolts and in arena football with the Georgia Force and Birmingham Steel Dogs.

Brumbaugh graduated from Auburn with a degree in health and human performance. He is married to the former Kelly Jones. They have two sons, Legend and Nash.

## The Brumbaugh File

Hometown	Keystone Heights, Fla.
Alma Mater	Auburn '99

## Coaching Experience

<b>Maryland</b>	2017-pres.	Co-Def. Coordinator/Defensive Line
<b>Kentucky</b>	2013-16	Defensive Line
<b>East Mississippi Comm. College</b>	2012	Defensive Line/Strength & Conditioning Coord.
<b>Syracuse</b>	2011	Defensive Tackles
	2010	Defensive Line
<b>Louisiana Tech</b>	2008-09	Defensive Line
<b>LSU</b>	2006-07	Asst. Strength & Conditioning
<b>Tennessee-Chattanooga</b>	2005	Defensive Line
<b>Jacksonville State</b>	2004	Student Assistant

## Playing Experience

<b>Birmingham Steeldogs</b>	2003	Defensive Tackle
<b>Georgia Force</b>	2002	Defensive Tackle
<b>Birmingham Thunderbolts</b>	2001	Defensive Tackle
<b>Auburn</b>	1995-99	Defensive Tackle



# PETE LEMBO

Asst. Head Coach/Special Teams Coord./Tight Ends  
Georgetown '92 • Second Year at Maryland

Pete Lembo is in his second year as Assistant Head Coach/Special Teams Coordinator at Maryland. The veteran coach also oversees the tight ends.

Maryland's special teams unit excelled under Lembo's watch in 2016. The Terps didn't allow a blocked punt the entire season, while tying for seventh nationally by blocking two punts. Maryland also ended the year tied for 10th in the FBS with four total blocked kicks.

The Terps were stellar in kick off return defense, ranking as the second best unit in the Big Ten and 25th nationally. Maryland was also third in the Big Ten in punt return average (8.9 yards).

Prior to joining DJ Durkin's staff at Maryland, Lembo had spent the prior five seasons as Ball State's Head Coach. The Cardinals set more than 60 school records during Lembo's tenure as head coach, including single-season records for points (501), total offense (6,199 yards), passing yards (4,214), touchdown passes (35) and total touchdowns (64) in 2013.

Lembo has excelled coaching special teams, especially during his tenure at Ball State. The Cardinals ranked among the top three schools in the Mid-American Conference in a compilation of league special teams statistics in each of his five years, leading the league in 2012. Lembo coached five different players to all-conference honors on the special teams side of the ball. Placekicker Steve Schott was a Lou Groza semifinalist and punter Scott Kovanda was a Ray Guy finalist in 2012. Placekicker Scott Secor was named the MAC Special Teams Player of the Year in 2014.

Lembo was 112-65 during his 15 years serving as head coach at Ball State (2011-15), Lehigh (2001-05) and Elon (2006-10). He was 33-29 during his five year tenure at Ball State, posting a 23-17 record in the MAC.

Several players from Lembo's Ball State teams are enjoying successful careers in the National Football League including wide receiver Willie Snead (New Orleans Saints), defensive end Jon Newsome (Indianapolis Colts) and quarterback Keith Wenning (Cincinnati Bengals), among others. While at Ball State, Lembo also coached tight end Zane Fakes, a two-time first team All-MAC tight end. Fakes was also a two-time Academic All-MAC selection and a 2013 Campbell trophy semi-finalist.

Lembo was the first head coach in Ball State history to win at least 30 games in his first four seasons at the helm. He guided the Cardinals to a 10-3 overall record in 2013, including a second straight bowl appearance when Ball State played in the GoDaddy Bowl. It marked just the second time in 91 years of football at Ball State that the Cardinals played in back-to-back bowl games.

A 24-year coaching veteran, Lembo was one of 20 coaches in country named to the 2013 Paul Bear Bryant National Coach of the Year Award Watch List.

In 2012, Lembo led the Cardinals to a 9-4 overall record and a 6-2 MAC mark in his second season. He guided Ball State to the 2012 Beef 'O' Brady's Bowl St. Petersburg in only his second season at the helm.

Prior to Ball State, Lembo was one of the most successful coaches in Lehigh history, posting a 44-14 mark as head coach. He led Lehigh to the 2001 and 2004 Patriot League Championship and berths in the Football Championship Subdivision (FCS) playoffs. His .759 overall winning percentage and .778 league winning percentage at Lehigh are both the second highest in Patriot League history. He was named the Eddie Robinson National Coach of the Year and the Patriot League Coach of the Year in 2001 when his squad finished 11-1 and ranked fifth in both NCAA I-AA polls.

Lembo also found success as Elon's Head Coach from 2006-10. He led the Phoenix to 35 victories in five years after taking over a program that tallied a 14-42 record in the five years prior to his arrival. Lembo's Elon teams broke 124 NCAA, Southern Conference and school records during his tenure and posted a 24-14 record in the Southern Conference. He was named the 2007 SoCon Coach of the Year and the Phoenix averaged more than 400 yards of offense per game during each of his final four seasons at the school.

Before taking over at Elon, Lembo served as an assistant coach at Lehigh from 1998-2000. He was also an assistant coach at Hampden-Sydney (1997), Dartmouth (1994-96) and Albany (1992-93).

A native of Staten Island, New York, Lembo is married with three children. He started at Monsignor Farrell High School in Staten Island before becoming a four-year starter on the offensive line at Georgetown. He was named a team captain during the 1991 season and graduated from Georgetown in 1992. Lembo earned his Master's degree from Albany in 1994.

## The Lembo File

Hometown: Staten Island, N.Y.  
Alma Mater: Georgetown '92

## Coaching Experience

<b>Maryland</b>	2016-pres.	Asst. Head Coach/Spec. Teams Coord./TEs
<b>Ball State</b>	2011-15	Head Coach
<b>Elon</b>	2006-10	Head Coach
<b>Lehigh</b>	2001-05	Head Coach
	2000	Asst. Head Coach/Offensive Line
	1998-1999	Recruiting Coordinator/Running Backs
<b>Hampden-Sydney</b>	1997	Offensive Coord./Recruiting Coord./OL
<b>Dartmouth</b>	1994-96	Offensive Line/Tight Ends
<b>Albany</b>	1992-93	Graduate Assistant

## Playing Experience

<b>Georgetown</b>	1988-91	Offensive Line
-------------------	---------	----------------



# AAZAAR ABDUL-RAHIM

Defensive Backs

San Diego State '98 • Second Year at Maryland

Azaar Abdul-Rahim enters his second season as Maryland's defensive backs coach in 2017. A former high school head coach with ties to the DMV area, Abdul-Rahim has made an instant impact on the recruiting trails for the Terps.

Abdul-Rahim helped head coach DJ Durkin and Maryland sign a consensus Top 20 class in 2017. The class, which included 11 4-star signees and five members of the ESPN300, ranked among the best in program history. Abdul-Rahim was critical in helping the Terps land nine of the Top 20 players from the state of Maryland and three of the top nine players from Washington, D.C. He was recognized by both Rivals.com and 247Sports as one of the Top 25 recruiters for the class of 2017.

Abdul-Rahim joined the Maryland staff in 2016 after a two-year stint at Alabama where he first served as a defensive analyst before being promoted to the assistant director of player personnel.

A Washington, D.C. native, Abdul-Rahim made his name as the head coach of Friendship Collegiate Academy. After founding the school's football program in 2004, he turned it into a national power, accumulating 62 wins and leading the team to a District of Columbia State Athletic Association championship in 2012. He helped over 100 players earn scholarships to play college football.

Abdul-Rahim also founded "Cover One", a defensive back training academy that has worked with dozens of NFL players.

Abdul-Rahim played two seasons at San Diego State (1997-1998) after a stint at Mesa Community College. After college, the Dunbar High School standout, played for the San Diego Riptide of the Arena Football League.

## The Abdul-Rahim File

Hometown	Washington, D.C.
Alma Mater	San Diego State, '98

## Coaching Experience

Maryland	2016-pres.	Defensive Backs
Alabama	2015	Asst. Director of Player Personnel
	2014	Defensive Analyst
Friendship Collegiate Academy (D.C.)	2004-13	Head Coach

## Playing Experience

San Diego State	1997-98	Defensive Back
Mesa Community College	1995-96	Defensive Back



# MATT BARNES

Linebackers

Salisbury '08 • Second Year at Maryland

Matt Barnes enters year two as Maryland's linebackers coach in 2017. During his first season, a pair of Terp linebackers garnered All-Big Ten recognition.

Under Barnes' tutelage, linebackers Jermaine Carter and Shane Cockerille excelled in 2016. Carter led the Terps and ranked third in the Big Ten with 110 tackles, while Cockerille finished just behind Carter, ending the year fourth in the Big Ten with 108 tackles. Both players were named Honorable Mention All-Big Ten.

Barnes has spent much of his coaching career alongside Maryland Head Coach DJ Durkin, joining him at both the University of Michigan and the University of Florida.

Barnes spent the 2015 season as the defensive analyst at Michigan under the then-defensive coordinator Durkin and head coach Jim Harbaugh. The Wolverine defense ranked first nationally in defensive pass efficiency, third in passing yards allowed, fourth in total defense and 11th in scoring defense. On game days, he served as the primary scout in the box and contributed to sideline and halftime adjustments.

Prior to Michigan, Barnes served as a defensive and special teams graduate assistant for three years at Florida from 2012-14. He worked directly under the defensive

and special teams coordinators, assisting a 2014 Gator defense that ranked 15th nationally in total defense and 10th in defensive pass efficiency.

Florida's special teams unit also achieved immense success during Barnes' tenure, ranking second nationally in kickoff coverage and third in punt returns in 2013. He directly assisted Durkin, who was named the footballscope.com Special Teams Coordinator of the Year in 2012.

Barnes spent the 2011 season as the offensive coordinator and quarterbacks coach at West Virginia Wesleyan College, where he helped coach all-american quarterback Adam Neugebauer to Division II Quarterback of the Year honors. Barnes' offense led the conference in total offense, passing offense, passing efficiency and first downs. He signed over 25 prospects throughout the east coast, served as the academic coordinator and was involved in all areas of program management.

Barnes began his coaching career in 2009 as the running backs coach at Delaware Valley College, before beginning his first stint at West Virginia Wesleyan in 2010 as running backs coach.

Barnes is a 2008 graduate of Salisbury University on Maryland's eastern shore, where he was elected as team captain by teammates and was a candidate for the Draddy Trophy Award.

## The Barnes File

Hometown	Ijamsville, Md.
Alma Mater	Salisbury, '08

## Coaching Experience

Maryland	2016-pres.	Linebackers
Michigan	2015	Defensive Analyst
Florida	2012-14	Defensive/Special Teams Graduate Asst.
West Virginia Wesleyan	2011	Offensive Coordinator/Quarterbacks
	2010	Running Backs
Delaware Valley College	2009	Running Backs

## Playing Experience

Salisbury	2005-08	Linebacker
-----------	---------	------------



# TYLER BOWEN

**Offensive Line**  
**Maryland '10 • First Year at Maryland**

Tyler Bowen joined the Maryland coaching staff in February 2017 after spending two extremely successful seasons at Fordham University, serving most recently as the offensive coordinator in 2016.

In 2016, Bowen's offense led the Patriot League and ranked fourth in the NCAA FCS in both total offense (498.2 yards per game) and scoring average (40.1 points per game). The Rams also led the league and ranked 12th in the NCAA FCS in rushing offense (229.7 yards per game).

In Bowen's two seasons at Fordham, four offensive linemen garnered All-America and All-Patriot League honors. Bowen also coached All-American running back Chase Edmunds, who finished fourth in the voting for the 2016 Walter Payton Award.

In his first year at Fordham, Bowen helped the Rams offense lead the Patriot League and rank ninth in the NCAA FCS in scoring, averaging 36.8 points per game.

Bowen arrived at Fordham after spending the 2014 season as an offensive graduate assistant coach at Penn State University. He helped the Nittany Lions to a 7-6 mark in 2014 and a win over Boston College in the New Era Pinstripe Bowl at Yankee Stadium.

Prior to Penn State, Bowen served as the tight ends coach at Towson University in 2013. That year, the Tigers advanced to the NCAA FCS championship game.

A native of Helena, Ga., Bowen played three years of football at the University of Maryland before becoming a student assistant coach for head coach Ralph Friedgen in 2010.

After he received his degree in 2010, he joined the Terps staff as a graduate assistant. During his two seasons as a G.A. at Maryland, he worked with the offensive linemen and the wide receivers.

## The Bowen File

Hometown: Helena, Ga.  
 Alma Mater: Maryland '10

## Coaching Experience

<b>Maryland</b>	
2017-	Offensive Line
<b>Fordham</b>	
2016	Offensive Coordinator
2015	Offensive Line
<b>Penn State</b>	
2014	Offensive Graduate Assistant
<b>Towson</b>	
2013	Tight Ends
<b>Maryland</b>	
2011-12	Graduate Assistant
2010	Student Assistant

## Playing Experience

<b>Maryland</b>	
2007-09	Offensive Lineman



# ANTHONY TUCKER

**Running Backs**  
**Fresno State '99 • Second Year at Maryland**

Anthony Tucker is now in his second season as Maryland's running backs coach. The Terps backfield broke numerous school records under Tucker's watch in 2016.

Maryland's rushing offense totaled 2,594 yards in 2016, marking just the seventh time in the history of the program (and first since 2003) the Terps eclipsed 2,500 yards on the ground. The team also posted 26 rushing touchdowns – the most since 2007.

Under Tucker's tutelage, running back Ty Johnson set the single-season Maryland record for yards per carry (100 attempts) with 9.13 in 2016. He broke a record that was set by Ed Modzelewski (7.38) in 1951. Johnson finished the year with 1,004 rushing yards, becoming just the ninth Terp and first since Da'Rel Scott (2008) to reach the 1,000-yard milestone. He also became just the eighth player in school history to post five 100-yard rushing performances in a single-season.

Backfield mate Lorenzo Harrison finished his rookie campaign with 633 yards on just 88 carries in nine appearances. His 7.2 yards per carry is the most ever for a Maryland freshman (min. 75 attempts). Harrison ended the year just 57 yards shy of breaking LaMont Jordan's freshman school rushing record. Harrison also became the first Maryland running back even to score rushing touchdowns in each of his first four games.

Tucker came to Maryland from Arkansas State, where he served as running backs coach from 2014-15 and wide receivers coach in 2013.

The Red Wolves were extremely successful during

Tucker's tenure, claiming the Sun Belt Conference championship in 2013 and 2015, and earning trips to bowl games during all three seasons.

Under Tucker's tutelage in 2015, Arkansas State ranked 15th in the FBS in rushing offense, averaging 231.3 yards per game on the ground. The Red Wolves racked up 3,007 rushing yards on the season and rushed for 4.95 yards per carry. Arkansas State also set school records in both points scored (520) and touchdowns (69).

During his first season as the running backs coach in 2014, the Red Wolves set school records for total offense (6,194 yards), avg. yards/g (476.5) and total plays (1,024). Arkansas State ranked No. 18 in the nation in scoring offense, No. 25 in rushing offense and No. 30 in first downs.

Red Wolves running back Michael Gordon rushed for a combined 2,162 yards and 24 touchdowns during his two years under Tucker's guidance. He was named a second team All-Sun Belt Conference pick both years.

Tucker came to Arkansas State after spending the previous two seasons at Idaho State, where he coached wide receivers for a squad that ranked among the top 10 in the nation in passing yards in back-to-back years. Led by All-America wide receiver Rodrick Rumble, the Bengals averaged 351.6 passing yards per game in 2012 to rank fourth nationally.

Prior to joining Idaho State, Tucker served the 2010 season as Colorado's Offensive Technical Assistant under then-head coach Dan Hawkins. Tucker went to Colorado after spending the 2006-09 seasons as Lakewood (Calif.)

## The Tucker File

Hometown: Los Angeles, Calif.  
 Alma Mater: Fresno State, '99

## Coaching Experience

<b>Maryland</b>	
2016-	Running Backs
<b>Arkansas State</b>	
2014-15	Running Backs
2013	Wide Receivers
<b>Idaho State</b>	
2011-12	Wide Receivers
<b>Colorado</b>	
2010	Offensive Technical Assistant
<b>Lakewood High School (Calif.)</b>	
2006-09	Passing Game Coord./WRs

## Playing Experience

<b>St. Louis Rams</b>	
2002	Wide Receiver
<b>Amsterdam Admirals</b>	
2001	Wide Receiver
<b>Fresno State</b>	

High School's Passing Game Coordinator and Wide Receivers Coach.

Tucker spent four seasons in the NFL, signing as a free agent with the NY Giants in 1999 and later earning a spot on the team's practice squad in 2000. He was allocated to NFL Europe from the Giants in 2001 and played for the Amsterdam Admirals. He signed with the St. Louis Rams in 2002 and then suffered a career-ending leg injury.

A three-year letterman at Fresno State, Tucker started at wide receiver his last two seasons with the Bulldogs. Tucker earned his Bachelor of Science degree in criminology in 1999 from Fresno State, where he was a WAC Scholar-Athlete, member of the dean's list three times and earned President's List honors one time for having a 4.0 GPA.



# 2016 OFFENSIVE STATISTICS

<b>Rushing</b>	gp-gs	att	gain	loss	net	avg	td	lg	avg/g
Johnson, Ty	13-8	110	1031	27	1004	9.1	6	76	77.2
Harrison, Lorenzo	9-2	88	664	31	633	7.2	5	62	70.3
Pigrome, Tyrrell	11-1	62	323	69	254	4.1	4	28	23.1
Goins, Kenneth	13-1	41	252	11	241	5.9	4	46	18.5
Edmunds, Trey	5-2	26	160	2	158	6.1	1	29	31.6
Funk, Jake	13-0	29	141	5	136	4.7	1	29	10.5
Hills, Perry	11-11	91	349	256	93	1.0	4	30	8.5
Moore, D.J.	13-13	11	64	9	55	5.0	0	15	4.2
Morgan, Teldrick	13-11	6	45	11	34	5.7	0	29	2.6
Brown, Wes	8-0	33	59	34	25	0.8	0	9	3.1
Likely, William	6-6	2	15	0	15	7.5	0	13	2.5
Jacobs, Levern	13-10	1	10	0	10	10.0	0	10	0.8
Turner, D.J.	8-0	1	4	0	4	4.0	0	4	0.5
Stefanelli, Andrew	13-0	1	1	0	1	1.0	1	1	0.1
Rowe, Caleb	13-0	9	17	30	-13	-1.4	0	10	-1.0
Bortenschlager, Max	2-1	12	20	47	-27	-2.2	0	9	-13.5
TEAM	10-0	10	0	29	-29	-2.9	0	0	-2.9
Total	13	533	3155	561	2594	4.9	26	76	199.5
Opponents	13	586	3210	418	2792	4.8	31	70	214.8

<b>Passing</b>	gp-gs	effic	comp-att-int	pct	yds	td	lg	avg/g
Hills, Perry	11-11	140.39	122-197-4	61.9	1464	12	66	133.1
Pigrome, Tyrrell	11-1	93.87	37-71-2	52.1	322	2	31	29.3
Rowe, Caleb	13-0	102.34	19-37-3	51.4	296	0	47	22.8
Bortenschlager, Max	2-1	111.68	16-33-0	48.5	209	1	92	104.5
Moore, D.J.	13-13	138.20	1-2-0	50.0	21	0	21	1.6
TEAM	10-0	0.00	0-1-0	0.0	0	0	0	0.0
Lees, Wade	13-0	142.00	1-1-0	100.0	5	0	5	0.4
Total	13	123.43	196-342-9	57.3	2317	15	92	178.2
Opponents	13	128.31	221-394-5	56.1	2760	19	71	212.3

<b>Receiving</b>	gp-gs	no.	yds	avg	td	lg	avg/g
Morgan, Teldrick	13-11	43	497	11.6	4	63	38.2
Moore, D.J.	13-13	41	637	15.5	6	92	49.0
Jacobs, Levern	13-10	41	439	10.7	2	52	33.8
Johnson, Ty	13-8	16	206	12.9	1	66	15.8
Lane, DeAndre	11-0	13	156	12.0	0	25	14.2
Harrison, Lorenzo	9-2	9	72	8.0	0	16	8.0
Brown, Wes	8-0	8	136	17.0	0	39	17.0
Funk, Jake	13-0	7	42	6.0	1	13	3.2
Culmer, Malcolm	13-3	5	37	7.4	0	14	2.8
Hayward, Derrick	13-13	4	17	4.2	1	9	1.3
Turner, D.J.	8-0	2	19	9.5	0	16	2.4
Goins, Kenneth	13-1	2	4	2.0	0	5	0.3
Edwards, Avery	13-0	1	23	23.0	0	23	1.8
Hills, Perry	11-11	1	21	21.0	0	21	1.9
Edmunds, Trey	5-2	1	14	14.0	0	14	2.8
Davenport, Jahvis	4-0	1	2	2.0	0	2	0.5
Likely, William	6-6	1	-5	-5.0	0	0	-0.8
Total	13	196	2317	11.8	15	92	178.2
Opponents	13	221	2760	12.5	19	71	212.3

<b>Punt Returns</b>	no.	yds	avg	td	lg
Morgan, Teldrick	15	161	10.7	1	83
Likely, William	8	26	3.2	0	12
Johnson, Ty	1	8	8.0	0	0
Harrison, Lorenzo	1	15	15.0	0	0
Edmunds, Trey	0	13	0.0	1	13
Total	25	223	8.9	2	83
Opponents	20	100	5.0	0	17

<b>Interceptions</b>	no.	yds	avg	td	lg
Hill, Alvin	2	0	0.0	0	0
Carter, Jermaine	1	14	14.0	1	14
Jackson, J.C.	1	10	10.0	0	10
Savage, Darnell	1	30	30.0	0	30
Total	5	54	10.8	1	30
Opponents	9	110	12.2	1	82

<b>Kick Returns</b>	no.	yds	avg	td	lg
Moore, D.J.	15	334	22.3	0	35
Likely, William	8	219	27.4	0	64
Lane, DeAndre	7	120	17.1	0	26
Morgan, Teldrick	3	90	30.0	0	55
Christie, Sean	3	24	8.0	0	13
Funk, Jake	3	49	16.3	0	23
Johnson, Ty	2	31	15.5	0	22
Kulka, Brett	1	7	7.0	0	7
Total	42	874	20.8	0	64
Opponents	52	952	18.3	0	52

<b>Fumble Returns</b>	no.	yds	avg	td	lg
Opara, Kingsley	1	1	1.0	0	1
Total	1	1	1.0	0	1
Opponents	2	9	4.5	1	7



# 2016 SPECIAL TEAMS STATISTICS

Scoring	td	fg	PAT				dpx	saf	pts	Total Offense						
			kick	rush	rcv	pass				g	plays	rush	pass	total	avg/g	
Greene, Adam	-	9-14	37-38	-	-	-	-	-	64	Hills, Perry	11	288	93	1464	1557	141.5
Johnson, Ty	7	-	-	-	-	-	-	-	42	Johnson, Ty	13	110	1004	0	1004	77.2
Moore, D.J.	6	-	-	-	-	-	-	-	36	Harrison, Lorenzo	9	88	633	0	633	70.3
Morgan, Teldrick	5	-	-	-	-	-	-	-	30	Pigrome, Tyrrell	11	133	254	322	576	52.4
Harrison, Lorenzo	5	-	-	-	-	-	-	-	30	Rowe, Caleb	13	46	-13	296	283	21.8
Goins, Kenneth	4	-	-	1-1	1	0-1	-	-	28	Goins, Kenneth	13	41	241	0	241	18.5
Hills, Perry	4	-	-	-	-	-	-	-	24	Bortenschlager, Max	2	45	-27	209	182	91.0
Pigrome, Tyrrell	4	-	-	-	-	-	-	-	24	Edmunds, Trey	5	26	158	0	158	31.6
Funk, Jake	2	-	-	-	-	-	-	-	12	Funk, Jake	13	29	136	0	136	10.5
Edmunds, Trey	2	-	-	-	-	-	-	-	12	Moore, D.J.	13	13	55	21	76	5.8
Jacobs, Levern	2	-	-	-	-	-	-	-	12	Morgan, Teldrick	13	6	34	0	34	2.6
Stefanelli, Andrew	1	-	-	-	-	-	-	-	6	Brown, Wes	8	33	25	0	25	3.1
Carter, Jermaine	1	-	-	-	-	-	-	-	6	Likely, William	6	2	15	0	15	2.5
Hayward, Derrick	1	-	-	-	-	-	-	-	6	Jacobs, Levern	13	1	10	0	10	0.8
Shinsky, Mike	-	1-1	-	-	-	-	-	-	3	Lees, Wade	13	1	0	5	5	0.4
Dunn, Michael	-	-	-	0-1	-	-	-	-	0	Turner, D.J.	8	1	4	0	4	0.5
Rowe, Caleb	-	-	-	-	-	1-1	-	-	0	Stefanelli, Andrew	13	1	1	0	1	0.1
Savage, Darnell	-	-	-	-	-	-	-	-	0	TEAM	10	11	-29	0	-29	-2.9
Total	44	10-15	37-38	1-2	1	1-2	-	-	335	Total	13	875	2594	2317	4911	377.8
Opponents	52	9-15	45-50	0-2	-	-	-	-	384	Opponents	13	980	2792	2760	5552	427.1

Field Goals	fg	pct.	01-19	20-29	30-39	40-49	50-99	lg	blk	Punting	no.	yds	avg	lg	tb	fc	i20	50+	blk
Greene, Adam	9-14	64.3	0-0	4-5	5-7	0-1	0-1	37	0	Lees, Wade	72	2868	39.8	50	1	34	20	1	0
Shinsky, Mike	1-1	100.0	0-0	0-0	0-0	1-1	0-0	41	0	Total	72	2868	39.8	50	1	34	20	1	0
										Opponents	71	2637	37.1	60	1	21	29	11	2

FG Sequence	Maryland	Opponents
Howard	(36)	-
FIU	(23),(28)	-
UCF	(33),38,51	(42)
Purdue	-	35
Penn State	-	(30)
Minnesota	(32)	36,(37)
Michigan State	-	(34)
Indiana	(32)	(20),38
Michigan	29,(37)	(29)
Ohio State	(23)	(45),(34)
Nebraska	-	32
Rutgers	46,34,(41)	40
Boston College	(23)	(22),38

Kickoffs	no.	yds	avg	tb	ob	retn	net	ydln
Sutton, Danny	37	2181	58.9	7	1			
Greene, Adam	24	1394	58.1	2	1			
Shinsky, Mike	2	112	56.0	0	0			
Total	63	3687	58.5	9	2	18.3	39.8	25
Opponents	72	4300	59.7	25	2	20.8	38.9	26

Numbers in (parentheses) indicate field goal was made.

## 2016 DEFENSIVE STATISTICS

#	Defensive Leaders	gp-gs	Tackles				tfl/yds	Sacks no-yds	Pass defense			Fumbles		blkd	
			ua	a	tot	int-yds			brup	qbh	rcv-yds	ff	kick	saf	
23	Carter, Jermaine	13-13	59	51	110	9.0-45	6.0-42	1-14	4	1	1-0	2	.	.	
2	Cockerille, Shane	12-12	52	56	108	8.0-26	3.0-17	.	1	.	.	.	.	.	
26	Savage, Darnell	12-12	45	14	59	3.5-22	1.0-9	1-30	4	.	.	.	.	.	
27	Hill, Alvin	13-13	34	17	51	2.0-7	1.0-1	2-0	4	1	.	.	.	.	
95	Ukandu, Azubuike	13-8	21	28	49	4.0-16	2.5-13	.	.	1	1-0	.	.	.	
41	Aniebonam, Jesse	13-6	25	21	46	14.0-89	9.0-74	.	1	3	.	1	.	.	
90	Braglio, Roman	13-13	25	21	46	5.5-30	3.0-21	.	.	1	1-0	.	.	.	
57	Opara, Kingsley	13-9	20	21	41	11.5-33	3.0-18	.	.	1	1-1	1	.	.	
10	Woods, Josh	10-5	25	16	41	1.0-1	.	.	2	.	.	.	.	.	
7	Jackson, J.C.	12-11	29	11	40	1.0-2	.	1-10	6	2	.	1	1	.	
92	Burkett, Chandler	13-8	27	8	35	4.5-6	2.0-2	.	3	1	2-0	.	2	.	
32	Ross, Jarrett	12-4	24	10	34	2.0-4	.	.	.	.	.	.	.	.	
4	Likely, William	6-6	22	10	32	4.0-11	1.0-1	.	3	.	1-0	1	.	.	
18	Walker, Cavon	13-3	19	11	30	8.5-45	3.5-31	.	2	3	.	1	.	.	
43	Brooks, Jalen	13-4	12	16	28	2.0-13	1.0-11	.	2	.	.	.	.	.	
24	Knight, Qwuantrezz	11-1	15	12	27	0.5-1	.	.	.	1	.	.	.	.	
15	Keihn, Melvin	10-0	9	15	24	2.0-5	.	.	1	.	.	.	.	.	
21	Davis, RaVon	12-4	16	8	24	1.0-1	.	.	4	.	.	.	.	.	
22	Davis, Isaiah	12-1	14	3	17	.	.	.	.	.	.	.	.	.	
1C	Conyers, Denzel	3-3	11	2	13	.	.	.	.	.	.	.	.	.	
34	Funk, Jake	13-0	11	1	12	.	.	.	.	.	.	1	.	.	
96	Kulka, Brett	13-5	5	6	11	1.0-3	0.5-2	.	.	.	.	.	.	.	
17	Ellis, Tino	12-1	5	4	9	.	.	.	3	.	.	.	.	.	
50	Tanyi, Mbi	9-0	7	2	9	.	.	.	.	.	.	.	.	.	
1D	Daniels, Elijah	7-1	3	5	8	.	.	.	2	.	.	.	.	.	
30	Goins, Kenneth	13-1	6	1	7	.	.	.	.	.	.	.	.	.	
19	Morgan, Teldrick	13-11	3	3	6	.	.	.	.	.	.	.	.	.	
8	Jacobs, Levern	13-10	4	1	5	.	.	.	.	.	.	.	.	.	
52	Jones, Malik	6-0	2	3	5	0.5-1	.	.	.	1	.	.	.	.	
9	Edmunds, Trey	5-2	3	2	5	.	.	.	.	.	.	.	.	.	
93	Saine, Oseh	7-0	2	3	5	0.5-2	0.5-2	.	.	.	.	.	.	.	
25	Brooks, Antoine	7-0	4	1	5	.	.	.	.	.	.	.	.	.	
31	Eguaba, Nnamdi	9-0	2	2	4	.	.	.	.	.	.	.	.	.	
29	Daniels, Elisha	6-0	4	.	4	.	.	.	.	.	.	.	.	.	
13	Lane, DeAndre	11-0	2	2	4	.	.	.	.	.	.	.	.	.	
67	Shaw, David	6-0	1	1	2	.	.	.	.	.	.	.	.	.	
20	Richardson, Antwaine	2-0	2	.	2	.	.	.	1	.	.	.	.	.	
5S	Shepherd, Brett	8-0	1	1	2	.	.	.	.	.	.	.	.	.	
59	Howard, Keiron	5-0	.	1	1	.	.	.	.	.	.	.	.	.	
70	Christie, Sean	13-0	.	1	1	.	.	.	.	.	.	.	.	.	
88	Lees, Wade	13-0	1	.	1	.	.	.	.	.	.	.	.	.	
TM	TEAM	10-0	1	.	1	.	.	.	.	.	.	1	.	.	
6	Johnson, Ty	13-8	1	.	1	1.0-5	.	.	.	.	.	.	1	.	
2H	Harrison, Lorenzo	9-2	1	.	1	.	.	.	.	.	.	.	1	.	
44	Isaacs, Andrew	5-0	.	1	1	.	.	.	.	.	.	.	.	.	
97	Sutton, Danny	10-0	1	.	1	.	.	.	.	.	.	.	.	.	
76	Dunn, Michael	11-11	1	.	1	.	.	.	.	.	.	.	.	.	
51	Oliveira, Matt	13-0	1	.	1	.	.	.	.	.	.	.	.	.	
Total		13	578	392	970	87-368	38-244	5-54	43	16	7-1	9	5	.	
Opponents		13	529	354	883	108-519	49-333	9-110	49	15	10-9	9	.	.	

# 2016 OFFENSIVE GAME-BY-GAME

## Rushing

Att-Yds / TD	#3 Pigrome	#4 Likely	#5 Brown	#6 Johnson	#9 Edmunds	#11 Hills	#23 Harrison	#30 Goins	#34 Funk
Howard	7-53 / 1	1-2 / 0	dnp	6-48 / 1	6-48 / 1	1-5 / 0	9-67 / 1	4-40 / 1	8-59 / 1
at FIU	3-(-8) / 0	--	dnp	8-34 / 0	8-78 / 0	8-52 / 0	8-64 / 1	4-11 / 0	2-4 / 0
at UCF	1-24 / 1	1-13 / 0	dnp	7-47 / 0	7-22 / 0	16-29 / 1	15-77 / 1	3-34 / 1	--
Purdue	3-19 / 0	--	5-2 / 0	7-204 / 2	2-2 / 0	10-18 / 1	6-78 / 1	3-24 / 0	6-33 / 0
at Penn State	10-39 / 1	--	--	5-11 / 0	3-8 / 0	9-16 / 0	6-76 / 0	1-2 / 0	1-(-5) / 0
Minnesota	25-71 / 0	--	dnp	5-23 / 0	dnp	dnp	4-35 / 0	1-2 / 0	--
Michigan St.	dnp	dnp	dnp	9-115 / 0	dnp	7-20 / 0	17-105 / 1	4-23 / 1	--
at Indiana	1-17 / 0	dnp	3-14 / 0	13-142 / 1	dnp	12-(-4) / 2	14-73 / 0	4-24 / 0	--
at Michigan	--	dnp	5-(-4) / 0	9-11 / 0	dnp	3-(-10) / 0	9-58-0 / 0	1-(-3) / 0	5-20 / 0
Ohio State	10-14 / 0	dnp	9-1 / 0	8-21 / 0	dnp	2-0 / 0	dnp	2-(-3) / 0	4-13 / 0
at Nebraska	1-(-3) / 0	dnp	3-13 / 0	7-21 / 0	dnp	dnp	dnp	2-1 / 0	1-1 / 0
Rutgers	1-28 / 0	dnp	7-(-5) / 0	11-168 / 0	dnp	10-8 / 0	dnp	10-81 / 0	2-11 / 0
vs. BC	dnp	dnp	1-4 / 0	15-159 / 2	dnp	13-(-41) / 0	dnp	2-5 / 0	--

## Receiving

Rec-Yds / TD	#1 Moore	#5 Brown	#6 Johnson	#8 L. Jacobs	#9 Edmunds	#10 Turner	#13 Lane	#19 Morgan	#23 Harrison
Howard	4-37 / 0	susp	3-23 / 0	--	1-14 / 0	1-16 / 0	5-73 / 0	3-27 / 0	1-16 / 0
at FIU	6-147 / 2	susp	2-21 / 0	--	--	--	dnp	3-38 / 0	--
at UCF	2-25 / 0	susp	--	1-7 / 0	--	dnp	3-25 / 0	2-64 / 0	--
Purdue	1-15 / 0	1-20 / 0	--	--	--	--	--	5-46 / 2	1-6 / 0
at Penn State	4-15 / 0	--	2-69 / 0	2-13 / 0	--	--	--	2-3 / 0	--
Minnesota	2-19 / 1	dnp	--	10-82 / 0	dnp	--	--	4-51 / 0	1-1 / 0
Michigan St.	4-61 / 1	dnp	1-16 / 0	9-67 / 1	dnp	--	--	4-41 / 0	2-10 / 0
at Indiana	5-81 / 1	--	1-6 / 0	4-37 / 0	dnp	--	2-25 / 0	5-46 / 1	4-39 / 0
at Michigan	2-66 / 0	2-53 / 0	2-42 / 0	4-53 / 0	dnp	1-3 / 0	1-10 / 0	3-26 / 0	--
Ohio State	1-3 / 0	1-15 / 0	2-3 / 0	1-37 / 0	dnp	dnp	--	7-56 / 0	dnp
at Nebraska	6-124 / 1	1-18 / 0	--	4-35 / 0	dnp	dnp	dnp	2-9 / 0	dnp
Rutgers	1-4 / 0	2-16 / 0	1-11 / 0	2-37 / 0	dnp	dnp	2-23 / 0	--	dnp
vs. BC	3-40 / 0	1-14 / 0	2-15 / 0	4-71 / 1	dnp	dnp	--	3-90 / 1	dnp

## Rec-Yds / TD

Rec-Yds / TD	#34 Funk	#48 Hayward	#82 Edwards	#83 Culmer	#85 Davenport
Howard	1-(-4) / 0	--	--	--	1-2 / 0
at FIU	--	1-9 / 1	--	1-7 / 0	--
at UCF	--	1-3 / 0	--	1-3 / 0	dnp
Purdue	1-9 / 1	--	--	--	dnp
at Penn State	--	--	--	--	--
Minnesota	--	--	--	1-8 / 0	dnp
Michigan St.	--	1-5 / 0	--	--	dnp
at Indiana	--	--	--	1-14 / 0	dnp
at Michigan	1-13 / 0	--	1-23 / 0	--	dnp
Ohio State	3-19 / 0	--	--	--	dnp
at Nebraska	1-5 / 0	--	--	--	--
Rutgers	--	--	--	1-5 / 0	dnp
vs. BC	--	1-0 / 0	--	--	dnp

## Passing

C-A-I / Yds / TD	#3 Pigrome	#7 Rowe	#11 Hills	#18 Bortenschlager	No-Avg / In20	#88 Lees	Made (Missed)	#3 Greene	#41 Shinsky
Howard	4-6-0 / 60 / 0	--	14-19-0 / 126 / 0	2-4-0 / 18 / 0	Howard	3-35.0 / 1	Howard	36	
at FIU	1-2-0 / 7 / 0	--	13-18-0 / 210 / 3	dnp	at FIU	5-37.8 / 4	at FIU	23, 28	
at UCF	--	--	10-23-0 / 127 / 0	dnp	at UCF	8-40.6 / 4	at UCF	33, (38), (51)	
Purdue	1-4-0 / 9 / 1	--	8-13-1 / 87 / 2	dnp	Purdue	5-40.0 / 5	Purdue	--	
at Penn State	5-9-0 / 28 / 0	--	5-7-1 / 72 / 1	dnp	at Penn State	7-39.9 / 0	at Penn State	--	
Minnesota	18-37-2 / 161 / 1	--	dnp	dnp	Minnesota	7-45.3 / 0	Minnesota	32	
Michigan St.	dnp	--	21-27-0 / 200 / 2	dnp	Michigan St.	4-35.8 / 2	Michigan St.	--	
at Indiana	--	--	22-33-1 / 248 / 2	dnp	at Indiana	4-38.8 / 2	at Indiana	32	
at Michigan	1-1-0 / 13 / 0	12-23-2 / 203 / 0	4-4-0 / 73 / 0	dnp	at Michigan	2-42.0 / 1	at Michigan	(29), 37	
Ohio State	7-11-0 / 44 / 0	7-13-1 / 93 / 0	1-3-0 / -4 / 0	dnp	Ohio State	8-39.2 / 1	Ohio State	23	
at Nebraska	--	0-1-0 / 0 / 0	dnp	14-29-0 / 191 / 1	at Nebraska	8-40.4 / 1	at Nebraska	--	
Rutgers	0-1-0 / 0 / 0	--	9-15-0 / 96 / 0	dnp	Rutgers	4-39.2 / 1	Rutgers	(46), (34)	41
vs. BC	dnp	--	15-35-1 / 229 / 2	dnp	vs. BC	7-39.6 / 1	vs. BC	23	

## Punting

## Field Goals

# 2016 DEFENSIVE GAME-BY-GAME

UT-AT-TT / Sacks	#2 Cockerille	#4 Likely	#7 Jackson	#10 Woods	#11 Conyers	#12 Elij. Daniels	#15 Keihn	#17 Ellis	#18 Walker
Howard	3-2-5 / 0	1-0-1 / 0	dnp	4-3-7 / 0	2-1-3 / 0	1-1-2 / 0	4-1-5 / 0	1-0-1 / 0	0-1-1 / 0
at FIU	3-3-6 / 0	4-1-5 / 1.0	3-0-3 / 0	2-1-3 / 0	2-0-2 / 0	--	1-1-2 / 0	1-0-1 / 0	1-1-2 / 0
at UCF	4-10-14 / 0	9-5-14 / 0	5-0-5 / 0	0-1-1 / 0	7-1-8 / 0	dnp	dnp	dnp	3-1-4 / 1.0
Purdue	5-2-7 / 0.5	6-2-8 / 0	2-0-2 / 0	1-0-1 / 0	dnp	--	0-3-3 / 0	1-0-1 / 0	1-0-1 / 0
at Penn State	7-6-13 / 0	2-2-4 / 0	1-1-2 / 0	5-4-9 / 0	dnp	dnp	2-6-8 / 0	0-1-1 / 0	--
Minnesota	2-2-4 / 0	--	1-0-1 / 0	4-0-4 / 0	dnp	dnp	--	0-1-1 / 0	1-0-1 / 0
Michigan St.	3-12-15 / 0	dnp	1-1-2 / 0	2-3-5 / 0	dnp	dnp	2-1-3 / 0	--	1-2-3 / 0
at Indiana	5-4-9 / 0	dnp	3-1-4 / 0	7-1-8 / 0	dnp	--	1-0-1 / 0	1-0-1 / 0	4-1-5 / 1.0
at Michigan	6-0-6 / 0	dnp	4-1-5 / 0	1-2-3 / 0	dnp	0-2-2 / 0	--	1-0-1 / 0	--
Ohio State	4-4-8 / 0	dnp	2-3-5 / 0	--	dnp	2-2-4 / 0	1-1-2 / 0	--	0-2-2 / 0.5
at Nebraska	5-6-11 / 2.0	dnp	2-4-6 / 0	--	dnp	dnp	dnp	--	3-1-4 / 0
Rutgers	5-5-10 / 0.5	dnp	5-0-5 / 0	dnp	dnp	dnp	dnp	0-1-1 / 0	1-2-3 / 1.0
vs. BC	dnp	dnp	0-0 / 0	dnp	dnp	dnp	dnp	1-0-1 / 0	4-0-4 / 0

UT-AT-TT / Sacks	#20 Richardson	#21 R. Davis	#22 I. Davis	#23 Carter, Jr.	#24 Knight	#25 A. Brooks	#26 Savage	#27 Hill	#31 Egbuaba
Howard	2-0-2 / 0	--	0-3-3 / 0	3-0-3 / 0	0-1-1 / 0	1-1-2 / 0	2-1-3 / 0	--	0-1-1 / 0
at FIU	--	--	1-0-1 / 0	5-3-8 / 1.0	2-1-3 / 0	--	6-0-6 / 0	2-1-3 / 0	1-0-1 / 0
at UCF	dnp	--	--	6-5-11 / 1.0	--	dnp	2-2-4 / 0	1-3-4 / 0	--
Purdue	dnp	--	2-0-2 / 0	5-1-6 / 1.0	--	dnp	2-1-3 / 0	3-0-3 / 0	--
at Penn State	dnp	dnp	--	4-3-7 / 0	--	dnp	5-1-6 / 1.0	2-1-3 / 0	dnp
Minnesota	dnp	dnp	dnp	6-5-11 / 0	5-0-5 / 0	1-0-1 / 0	6-0-6 / 0	1-1-2 / 0	--
Michigan St.	--	--	--	1-5-6 / 0	2-4-6 / 0	--	--	1-1-2 / 0	--
at Indiana	dnp	2-1-3 / 0	1-0-1 / 0	3-9-12 / 0	4-2-6 / 0	1-0-1 / 0	dnp	7-0-7 / 0	dnp
at Michigan	dnp	2-1-3 / 0	1-0-1 / 0	3-4-7 / 0	4-2-6 / 0	dnp	1-0-1 / 0	7-2-9 / 0	dnp
Ohio State	dnp	1-1-2 / 0	1-0-1 / 0	5-3-8 / 0	dnp	--	9-1-10 / 0	0-1-1 / 0	0-1-1 / 0
at Nebraska	dnp	4-3-7 / 0	1-0-1 / 0	3-6-9 / 0	dnp	1-0-1 / 0	5-6-11 / 0	5-2-7 / 0	--
Rutgers	dnp	5-2-7 / 0	--	8-7-15 / 2.0	dnp	--	4-2-6 / 0	3-2-5 / 0	dnp
vs. BC	dnp	2-0-2 / 0	7-0-7 / 0	7-0-7 / 1.0	dnp	--	3-0-3 / 0	5-0-5 / 1.0	1-0-1 / 0

UT-AT-TT / Sacks	#32 Ross	#41 Aniebonam	#43 J. Brooks	#50 Tanyi	#52 Jones	#53 Shepherd	#57 Opara	#59 Howard	#67 Shaw
Howard	2-1-3 / 0	0-2-2 / 0.5	2-2-4 / 1.0	1-1-2 / 0	0-1-1 / 0	0-1-1 / 0	3-2-5 / 0	--	0-1-1 / 0
at FIU	1-0-1 / 0	2-1-3 / 1.0	1-0-1 / 0	2-0-2 / 0	2-1-3 / 0	--	--	0-1-1 / 0	--
at UCF	--	3-2-5 / 1.0	0-1-1 / 0	dnp	dnp	dnp	3-3-6 / 0	dnp	--
Purdue	2-0-2 / 0	3-1-5 / 1.5	--	dnp	--	1-0-1 / 0	1-0-1 / 0	dnp	dnp
at Penn State	--	2-3-5 / 1.5	0-1-1 / 0	dnp	--	dnp	3-3-6 / 0.5	dnp	dnp
Minnesota	--	1-3-4 / 0	1-2-3 / 0	0-1-1 / 0	--	dnp	1-3-4 / 0	dnp	--
Michigan St.	0-1-1 / 0	1-3-4 / 0	0-5-5 / 0	--	0-1-1 / 0	dnp	2-4-6 / 0	dnp	dnp
at Indiana	3-0-3 / 0	4-1-5 / 0	2-0-2 / 0	3-0-3 / 0	dnp	dnp	2-1-3 / 0	dnp	dnp
at Michigan	--	2-0-2 / 0	1-2-3 / 0	--	dnp	dnp	2-0-2 / 0	dnp	dnp
Ohio State	--	2-2-4 / 0.5	2-2-4 / 0	--	dnp	--	0-2-2 / 0.5	dnp	--
at Nebraska	7-6-13 / 0	1-2-3 / 1.0	0-1-1 / 0	dnp	dnp	--	--	dnp	dnp
Rutgers	5-1-6 / 0	2-0-2 / 2.0	--	1-0-1 / 0	dnp	--	2-1-3 / 1.0	dnp	dnp
vs. BC	4-1-5 / 0	3-0-3 / 0	3-0-3 / 0	--	dnp	--	0-1-1 / 0.5	dnp	dnp

UT-AT-TT / Sacks	#90 Braglio	#92 Burkett	#93 Saine	#95 Ukandu	#96 Kulka
Howard	2-0-2 / 0	2-0-2 / 0	dnp	--	1-0-1 / 0
at FIU	1-1-2 / 0	--	dnp	2-0-2 / 0	1-0-1 / 0
at UCF	1-2-3 / 0	1-0-1 / 0	dnp	2-0-2 / 0	1-0-1 / 0
Purdue	3-1-4 / 2.0	--	--	2-2-4 / 1.0	1-0-1 / 0
at Penn State	5-3-8 / 0	0-1-1 / 0	--	1-3-4 / 0	1-1-2 / 0
Minnesota	3-2-5 / 0	4-0-4 / 0	--	5-7-12 / 0	--
Michigan St.	1-4-5 / 1.0	1-1-2 / 0	dnp	2-6-8 / 0	0-2-2 / 0
at Indiana	1-3-4 / 0	5-4-9 / 0	dnp	1-0-1 / 0	--
at Michigan	1-2-3 / 0	3-0-3 / 0	dnp	0-1-1 / 0	0-1-1 / 0
Ohio State	1-0-1 / 0	2-0-2 / 0	2-2-4 / 0	1-2-3 / 0.5	0-1-1 / 0
at Nebraska	2-2-4 / 0	4-1-5 / 0	--	1-2-3 / 0	--
Rutgers	1-0-1 / 0	3-1-4 / 0	0-1-1 / 0.5	0-3-3 / 0	--
vs. BC	4-0-4 / 0	3-0-3 / 1.0	--	5-1-6 / 1.0	1-1-2 / 0.5

# 2016 SEASON SUPERLATIVES

## INDIVIDUAL MARYLAND GAME HIGHS

Rushes	25	Tyrrell Pigrome, Minnesota (Oct. 15, 2016)
Yards Rushing	204	Ty Johnson, Purdue (Oct 1, 2016)
TD Rushes	2	3x, last: Ty Johnson vs. Boston College (Dec. 26, 2016)
Long Rush	76	Ty Johnson, Purdue (Oct 1, 2016)
Pass attempts	37	Tyrrell Pigrome, Minnesota (Oct. 15, 2016)
Pass completions	22	Perry Hills, at Indiana (Oct. 29, 2016)
Yards Passing	229	Perry Hills, vs. Boston College (Dec. 26, 2016)
TD Passes	3	Perry Hills, at FIU (Sep 9, 2016)
Long Pass	92	Max Borenschlager, at Nebraska (Nov 19, 2016)
Receptions	10	Levern Jacobs, Minnesota (Oct. 15, 2016)
Yards Receiving	147	D.J. Moore, at FIU (Sep 9, 2016)
TD Receptions	2	D.J. Moore, at FIU (Sep 9, 2016) Teldrick Morgan, Purdue (Oct 1, 2016)
Long Reception	92	D.J. Moore, at Nebraska (Nov 19, 2016)
Field Goals	2	Adam Greene, at FIU (Sep 9, 2016)
Long Field Goal	41	Mike Shinsky, Rutgers (Nov 26, 2016)
Punts	8	3x, last: Wade Lees, at Nebraska (Nov 19, 2016)
Punting Avg	45.3	Wade Lees, Minnesota (Oct. 15, 2016)
Long Punt	50	Wade Lees, Minnesota (Oct. 15, 2016)
Punts inside 20	4	2x, last: Wade Lees, at UCF (Sep 17, 2016)
Long Punt Return	83	Teldrick Morgan, Rutgers (Nov 26, 2016)
Long Kickoff Return	64	William Likely, at UCF (Sep 17, 2016)
Tackles	15	Shane Cockerille, Michigan State (Oct. 22, 2016) Jermaine Carter, Jr., Rutgers (Nov 26, 2016)
Sacks	2.0	4x, last: Aniebonam and Carter, Rutgers (Nov 26, 2016)
Tackles For Loss	3.0	Jesse Aniebonam, at UCF (Sep 17, 2016)
Interceptions	1	5x, last: Darnell Savage, vs. BC (Dec. 26, 2016)

## MARYLAND TEAM HIGHS

Rushes	50	at UCF (Sep 17, 2016) at Indiana (Oct 29, 2016)
Yards Rushing	400	Purdue (Oct 1, 2016)
Yards Per Rush	8.7	Purdue (Oct 1, 2016)
TD Rushes	6	Howard (Sep 3, 2016)
Pass attempts	37	Minnesota (Oct. 15, 2016)
Pass completions	22	at Indiana (Oct 29, 2016)
Yards Passing	289	at Michigan (Nov 5, 2016)
Yards Per Pass	17.0	at Michigan (Nov 5, 2016)
TD Passes	3	at FIU (Sep 9, 2016)
Total Plays	84	at Indiana (Oct 29, 2016)
Total Offense	519	Howard (Sep 3, 2016)
Yards Per Play	7.9	Purdue (Oct 1, 2016)
Points	52	Howard (Sep 3, 2016)
Sacks By	7	Rutgers (Nov 26, 2016)
First Downs	29	at Indiana (Oct 29, 2016)
Penalties	11	2x, last: vs. Boston College (Dec. 26, 2016)
Penalty Yards	92	Purdue (Oct 1, 2016)
Turnovers	4	2x, last: vs. Boston College (Dec. 26, 2016)
Interceptions Thrown	2	3x, last: at Michigan (Nov 5, 2016)
Punts	8	3x, last: at Nebraska (Nov. 19, 2016)
Punting Avg	45.3	Minnesota (Oct. 15, 2016)
Long Punt	50	Minnesota (Oct. 15, 2016)
Punts inside 20	4	at FIU (Sep 9, 2016) at UCF (Sep 17, 2016)
Long Punt Return	83	Rutgers (Nov 26, 2016)

## INDIVIDUAL OPPONENT GAME HIGHS

Rushes	31	Saquon Barkley, at Penn State (Oct 1, 2016)
Yards Rushing	202	Saquon Barkley, at Penn State (Oct 1, 2016)
TD Rushes	3	De'Veon Smith, at Michigan (Nov 5, 2016)

Long Rush	70	Terrell Newby, at Nebraska (Nov 19, 2016)
Pass attempts	41	Rodney Smith, Minnesota (Oct. 15, 2016) David Blough, Purdue (Oct 1, 2016)
Pass completions	23	Ryker Fyfe, at Nebraska (Nov 19, 2016)
Yards Passing	362	Wilton Speight, at Michigan (Nov 5, 2016)
TD Passes	2	5x, last: Patrick Towles, vs. Boston College (Dec. 26, 2016)
Long Pass	71	M. Milton, at UCF (Sep 17, 2016)
Receptions	8	Tre'Quan Smith, at UCF (Sep 17, 2016) J. Westerkamp, at Nebraska (Nov 19, 2016)
Yards Receiving	114	Tre'Quan Smith, at UCF (Sep 17, 2016)
TD Receptions	2	Kyle Anthony, Howard (Sep 3, 2016)
Long Reception	71	Jordan Akins, at UCF (Sep 17, 2016)
Field Goals	2	Tyler Durbin, Ohio State (Nov 12, 2016)
Long Field Goal	45	Tyler Durbin, Ohio State (Nov 12, 2016)
Punts	9	Dakota Labofsky, Howard (Sep 3, 2016)
Punting Avg	44.4	C. Lightbourn, at Nebraska (Nov 19, 2016)
Long Punt	60	Ryan Santoso, Minnesota (Oct. 15, 2016)
Punts inside 20	5	Joe Schopper, Purdue (Oct 1, 2016)
Long Punt Return	17	Jalen Myrick, Minnesota (Oct. 15, 2016)
Long Kickoff Return	52	R.J. Shelton, Michigan State (Oct. 22, 2016)
Tackles	14	Brandon Smith, at Penn State (Oct 1, 2016)
Sacks	2.0	4x, last: Z. Allen, vs. Boston College (Dec. 26, 2016)
Tackles For Loss	3.0	Tony Guerad, at UCF (Sep 17, 2016) Ben Gedeon, at Michigan (Nov 5, 2016)
Interceptions	2	Delano Hill, at Michigan (Nov 5, 2016)

## OPPONENT TEAM HIGHS

Rushes	62	at Penn State (Oct 1, 2016)
Yards Rushing	414	at Indiana (Oct 29, 2016)
Yards Per Rush	7.3	at Indiana (Oct 29, 2016)
TD Rushes	6	at Indiana (Oct 29, 2016)
Pass attempts	53	Purdue (Oct 1, 2016)
Pass completions	24	Ohio State (Nov 12, 2016)
Yards Passing	387	at Michigan (Nov 5, 2016)
Yards Per Pass	18.4	at Michigan (Nov 5, 2016)
TD Passes	3	3x, last: vs. Boston College (Dec. 26, 2016)
Total Plays	91	at UCF (Sep 17, 2016)
Total Offense	660	at Michigan (Nov 5, 2016)
Yards Per Play	10.0	at Michigan (Nov 5, 2016)
Points	62	Ohio State (Nov 12, 2016)
Sacks By	8	vs. Boston College (Dec. 26, 2016)
First Downs	34	at Indiana (Oct 29, 2016)
Penalties	9	at FIU (Sep 9, 2016)
Penalty Yards	90	at FIU (Sep 9, 2016)
Turnovers	4	at UCF (Sep 17, 2016)
Interceptions Thrown	1	5x, last: vs. Boston College (Dec. 26, 2016)
Punts	10	Howard (Sep 3, 2016)
Punting Avg	44.4	at Nebraska (Nov 19, 2016)
Long Punt	60	Minnesota (Oct. 15, 2016)
Punts inside 20	5	Purdue (Oct 1, 2016)
Long Punt Return	17	Minnesota (Oct. 15, 2016)

# 2016 PARTICIPATION CHART

SENIORS (26)	HU	FIU	UCF	PUR	PSU	MINN	MSU	IND	UM	OSU	NEB	RU	BC
4 Likely DB	S	S	S	S	S	S	dnp	dnp	dnp	dnp	dnp	dnp	dnp
5 Brown RB	susp	susp	susp	x	x	dnp	dnp	x	x	x	x	x	x
7 Rowe QB	x	x	x	x	x	x	x	x	x	x	x	x	x
8 L. Jacobs WR	x	x	x	S	S	S	S	S	S	S	S	S	S
9 Edmunds RB	x	x	S	S	x	dnp	dnp	dnp	dnp	dnp	dnp	dnp	dnp
11 Conyers DB	S	S	S	dnp	dnp	dnp	dnp	dnp	dnp	dnp	dnp	dnp	dnp
11 Hills QB	S	S	S	S	S	dnp	S	S	S	S	S	S	S
13 Lane WR	x	dnp	x	x	x	x	x	x	x	x	dnp	x	x
14 Ventura DB	dnp	dnp	dnp	dnp	dnp	dnp	dnp	dnp	dnp	dnp	dnp	dnp	dnp
16 Barry-Poll. DB	dnp	dnp	dnp	dnp	dnp	dnp	dnp	dnp	dnp	dnp	dnp	dnp	dnp
19 Morgan WR	x	x	S	S	S	S	S	S	S	S	S	S	S
27 Hill DB	S	S	S	S	S	S	S	S	S	S	S	S	S
30 Corbin DB	dnp	dnp	dnp	dnp	dnp	dnp	dnp	dnp	dnp	dnp	dnp	dnp	dnp
30 Goins FB	x	x	x	x	x	x	x	x	x	x	x	S	x
32 J. Ross DB	x	x	x	x	x	x	x	x	x	S	S	S	S
33 Stefaneli FB	x	x	x	x	x	x	x	x	x	x	x	x	x
35 Smith RB	x	dnp	dnp	dnp	dnp	dnp	dnp	dnp	dnp	dnp	dnp	dnp	dnp
37 Bekoe WR	dnp	dnp	dnp	dnp	dnp	dnp	dnp	dnp	dnp	dnp	dnp	dnp	dnp
42 Miles RB	dnp	dnp	dnp	dnp	dnp	dnp	dnp	dnp	dnp	dnp	dnp	dnp	dnp
69 Marchese OL	x	dnp	dnp	x	dnp	dnp	dnp	dnp	x	dnp	dnp	x	
76 Dunn OL	S	S	S	S	S	S	S	S	dnp	S	S	S	dnp
79 Shelton OL	S	S	S	S	x	x	x	x	x	x	x	x	x
83 Culmer WR	S	S	S	x	x	x	x	x	x	x	x	x	x
84 Veil WR	dnp	dnp	dnp	dnp	dnp	dnp	dnp	dnp	dnp	dnp	dnp	dnp	dnp
90 Braglio DL	S	S	S	S	S	S	S	S	S	S	S	S	S
95 Ukandu DL	x	x	x	x	x	S	S	S	S	S	S	S	S
<b>Class Partic.</b>	<b>19-8</b>	<b>16-8</b>	<b>17-10</b>	<b>18-9</b>	<b>17-7</b>	<b>14-7</b>	<b>14-7</b>	<b>15-7</b>	<b>14-7</b>	<b>15-7</b>	<b>13-7</b>	<b>15-9</b>	<b>15-7</b>

R-JUNIORS (1)	HU	FIU	UCF	PUR	PSU	MINN	MSU	IND	UM	OSU	NEB	RU	BC
44 Isaacs TE	x	x	dnp	x	dnp	dnp	dnp	dnp	dnp	x	dnp	x	dnp
<b>Class Partic.</b>	<b>1-0</b>	<b>1-0</b>	<b>0-0</b>	<b>1-0</b>	<b>0-0</b>	<b>0-0</b>	<b>0-0</b>	<b>0-0</b>	<b>0-0</b>	<b>1-0</b>	<b>0-0</b>	<b>1-0</b>	<b>0-0</b>

JUNIORS (24)	HU	FIU	UCF	PUR	PSU	MINN	MSU	IND	UM	OSU	NEB	RU	BC
2 Cockerille LB	S	S	S	S	S	S	S	S	S	S	S	S	dnp
3 Greene K	S	S	S	S	S	S	S	S	S	S	S	S	S
6 Collins DB	dnp	dnp	dnp	dnp	dnp	dnp	dnp	dnp	dnp	dnp	dnp	dnp	dnp
10 Woods DB	x	x	x	S	S	S	S	S	x	dnp	x	dnp	dnp
12 T. Jacobs WR	dnp	dnp	dnp	dnp	dnp	dnp	dnp	dnp	dnp	dnp	dnp	dnp	dnp
18 Walker LB	S	x	x	x	x	x	x	x	x	x	x	S	S
23 J. Carter LB	S	S	S	S	S	S	S	S	S	S	S	S	S
33 Cheswick DB	dnp	dnp	dnp	dnp	dnp	dnp	dnp	dnp	dnp	dnp	dnp	dnp	dnp
37 Jones WR	dnp	dnp	dnp	dnp	dnp	dnp	dnp	dnp	dnp	dnp	dnp	dnp	dnp
38 Shrader P	dnp	dnp	dnp	dnp	dnp	dnp	dnp	dnp	dnp	dnp	dnp	dnp	dnp
41 Aniebonam DE	S	S	S	S	S	x	x	x	x	S	x	x	x
43 Brooks LB	x	x	x	x	x	x	S	x	S	x	S	x	S
45 Lee DB	dnp	dnp	dnp	dnp	dnp	dnp	dnp	dnp	dnp	dnp	dnp	dnp	dnp
48 Hayward TE	S	S	S	S	S	S	S	S	S	S	S	S	S
52 Jones DL	x	x	dnp	x	x	x	x	dnp	dnp	dnp	dnp	dnp	dnp
54 Dulaney OL	x	x	x	x	x	dnp	x	x	x	dnp	dnp	dnp	dnp
56 Adams LS	S	x	dnp	dnp	dnp	dnp	dnp	dnp	dnp	dnp	dnp	dnp	dnp
56 Gillespie LB	dnp	dnp	dnp	dnp	dnp	dnp	dnp	dnp	dnp	dnp	dnp	dnp	dnp
57 Opara DL	S	S	S	S	S	S	S	S	S	x	x	x	x
63 Minter OL	S	S	S	S	S	S	S	S	S	dnp	x	S	S
81 Morton WR	dnp	dnp	dnp	dnp	dnp	dnp	dnp	dnp	dnp	dnp	dnp	dnp	dnp
89 Roca TE	dnp	dnp	dnp	dnp	dnp	dnp	dnp	dnp	dnp	dnp	dnp	dnp	dnp
92 Burkett DL	x	x	x	x	x	S	S	S	S	S	S	S	S
97 Sutton P/PK	dnp	dnp	dnp	x	x	x	x	x	x	x	x	x	x
<b>Class Partic.</b>	<b>14-9</b>	<b>14-7</b>	<b>12-7</b>	<b>14-8</b>	<b>14-8</b>	<b>13-8</b>	<b>13-9</b>	<b>13-8</b>	<b>13-8</b>	<b>10-6</b>	<b>12-6</b>	<b>11-7</b>	<b>10-7</b>

R-SOPHS (2)	HU	FIU	UCF	PUR	PSU	MINN	MSU	IND	UM	OSU	NEB	RU	BC
15 Keihn DE	x	x	dnp	x	x	x	x	x	x	x	dnp	dnp	x
67 Shaw DL	x	x	x	dnp	dnp	x	dnp	dnp	dnp	x	dnp	dnp	dnp
<b>Class Partic.</b>	<b>2-0</b>	<b>2-0</b>	<b>1-0</b>	<b>1-0</b>	<b>1-0</b>	<b>2-0</b>	<b>1-0</b>	<b>1-0</b>	<b>1-0</b>	<b>2-0</b>	<b>0-0</b>	<b>0-0</b>	<b>1-0</b>

SOPHS (21)	HU	FIU	UCF	PUR	PSU	MINN	MSU	IND	UM	OSU	NEB	RU	BC
1 D.J. Moore WR	S	S	S	S	S	S	S	S	S	S	S	S	S
2 Henderson QB	tr	tr	tr	tr	tr	tr	tr	tr	tr	tr	tr	tr	tr
6 Johnson RB	S	S	x	x	S	S	x	x	S	S	S	x	S
7 Jackson DB	dnp	S	S	S	S	x	S	S	S	S	S	S	S
21 R. Davis DB	S	x	x	x	dnp	x	x	S	x	S	x	S	x
26 Savage DB	S	S	S	S	S	S	S	dnp	S	S	S	S	S
31 Egbuaba LB	x	x	x	x	x	dnp	x	dnp	dnp	x	x	x	x
38 Zanotto LB	dnp	dnp	dnp	dnp	dnp	dnp	dnp	dnp	dnp	dnp	dnp	dnp	dnp
46 Burke LB	dnp	dnp	dnp	dnp	dnp	dnp	dnp	dnp	dnp	dnp	dnp	dnp	dnp
47 Woodeshick TE	dnp	dnp	dnp	dnp	dnp	dnp	dnp	dnp	dnp	dnp	dnp	dnp	dnp
50 Tanyi DL	x	x	dnp	dnp	dnp	x	x	x	x	x	dnp	x	x
51 Oliveira LS	x	S	S	S	S	S	S	S	S	S	S	S	S
55 D. Gray OL	x	x	x	x	x	x	x	x	S	x	S	x	S
58 Prince OL	S	S	S	S	S	S	S	S	S	S	S	S	S
64 B. Moore OL	S	S	S	S	S	S	S	S	S	S	S	S	S
70 Christie OL	x	x	x	x	x	x	x	x	x	x	x	x	x
82 Edwards TE	x	x	x	x	x	x	x	x	x	x	x	x	x
85 Davenport WR	x	x	dnp	x	dnp	dnp	dnp	dnp	dnp	x	x	dnp	dnp
87 Cornwell WR	x	dnp	dnp	x	dnp	dnp	dnp	dnp	dnp	dnp	dnp	dnp	dnp
95 Pritchard P/PK	dnp	dnp	dnp	dnp	dnp	dnp	dnp	dnp	dnp	dnp	dnp	dnp	dnp
96 Kulka DL	x	S	S	S	S	S	x	x	x	x	S	x	x
<b>Class Partic.</b>	<b>15-6</b>	<b>15-8</b>	<b>13-7</b>	<b>16-7</b>	<b>12-8</b>	<b>13-7</b>	<b>14-6</b>	<b>13-6</b>	<b>13-8</b>	<b>15-8</b>	<b>14-9</b>	<b>14-7</b>	<b>14-8</b>

R-FROSH (11)	HU	FIU	UCF	PUR	PSU	MINN	MSU	IND	UM	OSU	NEB	RU	BC
14 Shaffer QB	dnp	dnp	dnp	dnp	dnp	dnp	dnp	dnp	dnp	dnp	dnp	dnp	dnp
16 Rubinowicz P	dnp	dnp	dnp	dnp	dnp	dnp	dnp	dnp	dnp	dnp	dnp	dnp	dnp
19 Kee LB	dnp	dnp	dnp	dnp	dnp	dnp	dnp	dnp	dnp	dnp	dnp	dnp	dnp
22 I. Davis LB	x	x	x	x	x	dnp	x	x	x	x	x	x	S
49 Little LB	dnp	dnp	dnp	dnp	dnp	dnp	dnp	dnp	dnp	dnp	dnp	dnp	dnp
53 Boulware OL	x	x	x	x	dnp	dnp	dnp	dnp	x	S	dnp	dnp	dnp
59 Howard DL	x	x	dnp	x	dnp	dnp	dnp	x	x	dnp	dnp	dnp	dnp
68 McKennie OL	x	x	x	x	x	x	x	x	x	x	x	x	x
71 Donahue OL	dnp	dnp	dnp	dnp	dnp	dnp	dnp	dnp	dnp	dnp	dnp	dnp	dnp
77 McClain OL	x	dnp	dnp	dnp	dnp	dnp	dnp	dnp	dnp	dnp	dnp	dnp	dnp
93 Kaine LB	dnp	dnp	dnp	x	x	x	dnp	dnp	dnp	x	x	x	x
<b>Class Partic.</b>	<b>5-0</b>	<b>4-0</b>	<b>3-0</b>	<b>5-0</b>	<b>3-0</b>	<b>2-0</b>	<b>2-0</b>	<b>3-0</b>	<b>4-0</b>	<b>4-1</b>	<b>3-0</b>	<b>3-0</b>	<b>3-1</b>

T-FROSH (24)	HU	FIU	UCF	PUR	PSU	MINN	MSU	IND	UM	OSU	NEB	RU	BC
3 Pigrome QB	x	x	x	x	x	S	dnp	x	x	x	x	x	dnp
10 Turner WR	x	x	dnp	x	x	x	x	x	x	dnp	dnp	dnp	dnp
12 Elij. Daniels DB	x	x	dnp	x	dnp	x	dnp	x	x	S	dnp	x	dnp
17 Ellis WR	x	x	dnp	x	x	S	x	x	x	x	x	x	x
18 Bortenschl. QB	x	dnp	dnp	dnp	dnp	dnp	dnp	dnp	dnp	dnp	S	dnp	dnp
20 Richardson DB	x	x	dnp	dnp	dnp	dnp	dnp	dnp	dnp	dnp	dnp	dnp	dnp
23 Harrison RB	x	x	x	x	x	x	S	S	x	dnp	dnp	dnp	dnp
24 Knight DB	x	x	x	x	x	x	x	S	x	dnp	dnp	x	dnp
25 Brooks LB	x	dnp	dnp	dnp	dnp	x	x	x	dnp	dnp	x	x	x
29 Elis. Daniels DB	dnp	dnp	dnp	x	dnp	x	x	dnp	dnp	x	dnp	dnp	dnp
32 Wilson RB	dnp	dnp	dnp	dnp	dnp	dnp	dnp	dnp	dnp	dnp	dnp	dnp	dnp
34 Funk RB	x	x	x	x	x	x	x	x	x	x	x	x	x
39 Baca LB	dnp	dnp	dnp	dnp	dnp	dnp	dnp	dnp	dnp	dnp	dnp	dnp	dnp
40 Ogwuegbu RB	dnp	dnp	dnp	dnp	dnp	dnp	dnp	dnp	dnp	dnp	dnp	dnp	dnp
41 Shinsky PK	dnp	dnp	dnp	x	dnp	dnp	dnp	dnp	dnp	dnp	dnp	x	x
53 Shepherd LB	x	dnp	dnp	x	dnp	dnp	dnp	dnp	x	x	x	x	x
55 Goldbourne DL	dnp	dnp	dnp	dnp	dnp	dnp	dnp	dnp	dnp	dnp	dnp	dnp	dnp
57 Merritt OL	dnp	dnp	dnp	dnp	dnp	dnp	dnp	dnp	dnp	dnp	dnp	dnp	dnp
60 Oluwatimi DL	dnp	dnp	dnp	dnp	dnp	dnp	dnp	dnp	dnp	dnp	dnp	dnp	dnp
74 Plummer OL	dnp	dnp	dnp	dnp	dnp	dnp	dnp	dnp	dnp	dnp	dnp	dnp	dnp
75 T. Davis OL	x	x	x	x	S	S	S	S	S	S	S	S	S
80 Barnes TE	dnp	dnp	dnp	dnp	dnp	dnp	dnp	dnp	dnp	dnp	dnp	dnp	dnp
88 Lees P	S	S	S	S	S	S	S	S	S	S	S	S	S
91 McLean DL	x	dnp	dnp	dnp	dnp	dnp	dnp	dnp	dnp	dnp	dnp	dnp	dnp
<b>Class Partic.</b>	<b>14-1</b>	<b>10-1</b>	<b>6-1</b>	<b>12-1</b>	<b>8-2</b>	<b>11-3</b>	<b>9-3</b>	<b>10-4</b>	<b>10-2</b>	<b>8-2</b>	<b>8-3</b>	<b>10-1</b>	<b>7-2</b>

# 2016 GAME-BY-GAME STARTERS

## Offense

GAME	TE	LT	LG	C	RG	RT	WR	QB	RB	WR	WR
Howard	Hayward <sup>5</sup>	Dunn <sup>38</sup>	Minter <sup>4</sup>	B. Moore <sup>1</sup>	Shelton <sup>3</sup>	Prince <sup>7</sup>	D. Moore <sup>11</sup>	Hills <sup>16</sup>	Johnson <sup>1</sup>	Culmer <sup>12</sup>	Likely <sup>2</sup>
at FIU	Hayward <sup>6</sup>	Dunn <sup>39</sup>	Minter <sup>5</sup>	B. Moore <sup>2</sup>	Shelton <sup>4</sup>	Prince <sup>8</sup>	D. Moore <sup>12</sup>	Hills <sup>17</sup>	Johnson <sup>2</sup>	Culmer <sup>13</sup>	Likely <sup>3</sup>
at UCF	Hayward <sup>7</sup>	Dunn <sup>40</sup>	Minter <sup>6</sup>	B. Moore <sup>3</sup>	Shelton <sup>5</sup>	Prince <sup>9</sup>	D. Moore <sup>13</sup>	Hills <sup>18</sup>	Edmunds <sup>11</sup>	Culmer <sup>14</sup>	Morgan <sup>18</sup>
Purdue	Hayward <sup>8</sup>	Dunn <sup>41</sup>	Minter <sup>7</sup>	B. Moore <sup>4</sup>	Shelton <sup>6</sup>	Prince <sup>10</sup>	D. Moore <sup>14</sup>	Hills <sup>19</sup>	Edmunds <sup>12</sup>	L. Jacobs <sup>13</sup>	Morgan <sup>19</sup>
at Penn State	Hayward <sup>9</sup>	Dunn <sup>42</sup>	Minter <sup>8</sup>	B. Moore <sup>5</sup>	T. Davis <sup>1</sup>	Prince <sup>11</sup>	D. Moore <sup>15</sup>	Hills <sup>20</sup>	Johnson <sup>3</sup>	L. Jacobs <sup>14</sup>	Morgan <sup>20</sup>
Minnesota	Hayward <sup>10</sup>	Dunn <sup>43</sup>	Minter <sup>9</sup>	B. Moore <sup>6</sup>	T. Davis <sup>2</sup>	Prince <sup>12</sup>	D. Moore <sup>16</sup>	Pigrome <sup>1</sup>	Johnson <sup>4</sup>	L. Jacobs <sup>15</sup>	Morgan <sup>21</sup>
Michigan St.	Hayward <sup>11</sup>	Dunn <sup>44</sup>	Minter <sup>10</sup>	B. Moore <sup>7</sup>	T. Davis <sup>3</sup>	Prince <sup>13</sup>	D. Moore <sup>17</sup>	Hills <sup>21</sup>	Harrison <sup>1</sup>	L. Jacobs <sup>16</sup>	Morgan <sup>22</sup>
at Indiana	Hayward <sup>12</sup>	Dunn <sup>45</sup>	Minter <sup>11</sup>	B. Moore <sup>8</sup>	T. Davis <sup>4</sup>	Prince <sup>14</sup>	D. Moore <sup>18</sup>	Hills <sup>22</sup>	Harrison <sup>2</sup>	L. Jacobs <sup>17</sup>	Morgan <sup>23</sup>
at Michigan	Hayward <sup>13</sup>	Gray <sup>1</sup>	Minter <sup>12</sup>	B. Moore <sup>9</sup>	T. Davis <sup>5</sup>	Prince <sup>15</sup>	D. Moore <sup>19</sup>	Hills <sup>23</sup>	Johnson <sup>5</sup>	L. Jacobs <sup>18</sup>	Morgan <sup>24</sup>
Ohio State	Hayward <sup>14</sup>	Dunn <sup>46</sup>	Boulware <sup>1</sup>	B. Moore <sup>10</sup>	T. Davis <sup>6</sup>	Prince <sup>16</sup>	D. Moore <sup>20</sup>	Hills <sup>24</sup>	Johnson <sup>6</sup>	L. Jacobs <sup>19</sup>	Morgan <sup>25</sup>
at Nebraska	Hayward <sup>15</sup>	Gray <sup>2</sup>	Dunn <sup>47</sup>	B. Moore <sup>11</sup>	T. Davis <sup>7</sup>	Prince <sup>17</sup>	D. Moore <sup>21</sup>	Bortenschlager <sup>1</sup>	Johnson <sup>7</sup>	L. Jacobs <sup>20</sup>	Morgan <sup>26</sup>
Rutgers	Hayward <sup>16</sup>	Dunn <sup>48</sup>	Minter <sup>13</sup>	B. Moore <sup>12</sup>	T. Davis <sup>8</sup>	Prince <sup>18</sup>	D. Moore <sup>22</sup>	Hills <sup>25</sup>	Goins <sup>11</sup>	L. Jacobs <sup>21</sup>	Morgan <sup>27</sup>
vs. BC	Hayward <sup>17</sup>	Gray <sup>3</sup>	Minter <sup>14</sup>	B. Moore <sup>13</sup>	T. Davis <sup>9</sup>	Prince <sup>19</sup>	D. Moore <sup>23</sup>	Hills <sup>26</sup>	Johnson <sup>8</sup>	L. Jacobs <sup>22</sup>	Morgan <sup>28</sup>

## Defense

GAME	DE	NOSE	DT	BUCK	NICKEL/SAM	WILL	MIKE	CB	S	S	CB
Howard	Braglio <sup>13</sup>	Opara <sup>1</sup>	Walker <sup>1</sup>	Aniebonam <sup>4</sup>	Likely <sup>36</sup>	Cockerille <sup>1</sup>	Carter <sup>13</sup>	Hill <sup>8</sup>	Savage <sup>2</sup>	Conyers <sup>1</sup>	R. Davis <sup>1</sup>
at FIU	Braglio <sup>14</sup>	Opara <sup>2</sup>	Kulka <sup>1</sup>	Aniebonam <sup>5</sup>	Likely <sup>37</sup>	Cockerille <sup>2</sup>	Carter <sup>14</sup>	Hill <sup>9</sup>	Savage <sup>3</sup>	Conyers <sup>2</sup>	Jackson <sup>1</sup>
at UCF	Braglio <sup>15</sup>	Opara <sup>3</sup>	Kulka <sup>2</sup>	Aniebonam <sup>6</sup>	Likely <sup>38</sup>	Cockerille <sup>3</sup>	Carter <sup>15</sup>	Hill <sup>10</sup>	Savage <sup>4</sup>	Conyers <sup>3</sup>	Jackson <sup>2</sup>
Purdue	Braglio <sup>16</sup>	Opara <sup>4</sup>	Kulka <sup>3</sup>	Aniebonam <sup>7</sup>	Likely <sup>39</sup>	Cockerille <sup>4</sup>	Carter <sup>16</sup>	Hill <sup>11</sup>	Savage <sup>5</sup>	Woods <sup>1</sup>	Jackson <sup>3</sup>
at Penn State	Braglio <sup>17</sup>	Opara <sup>5</sup>	Kulka <sup>4</sup>	Aniebonam <sup>8</sup>	Likely <sup>40</sup>	Cockerille <sup>5</sup>	Carter <sup>17</sup>	Hill <sup>12</sup>	Savage <sup>6</sup>	Woods <sup>2</sup>	Jackson <sup>4</sup>
Minnesota	Braglio <sup>18</sup>	Opara <sup>6</sup>	Ukandu <sup>9</sup>	Burkett <sup>1</sup>	Likely <sup>41</sup>	Cockerille <sup>6</sup>	Carter <sup>18</sup>	Hill <sup>13</sup>	Savage <sup>7</sup>	Woods <sup>3</sup>	Ellis <sup>1</sup>
Michigan St.	Braglio <sup>19</sup>	Opara <sup>7</sup>	Ukandu <sup>10</sup>	Burkett <sup>2</sup>	J. Brooks <sup>16</sup>	Cockerille <sup>7</sup>	Carter <sup>19</sup>	Hill <sup>14</sup>	Savage <sup>8</sup>	Woods <sup>4</sup>	Jackson <sup>5</sup>
at Indiana	Braglio <sup>20</sup>	Opara <sup>8</sup>	Ukandu <sup>11</sup>	Burkett <sup>3</sup>	R. Davis <sup>2</sup>	Cockerille <sup>8</sup>	Carter <sup>20</sup>	Hill <sup>15</sup>	Knight <sup>1</sup>	Woods <sup>5</sup>	Jackson <sup>6</sup>
at Michigan	Braglio <sup>21</sup>	Opara <sup>9</sup>	Ukandu <sup>12</sup>	Burkett <sup>4</sup>	J. Brooks <sup>17</sup>	Cockerille <sup>9</sup>	Carter <sup>21</sup>	Hill <sup>16</sup>	Savage <sup>9</sup>	Ross <sup>1</sup>	Jackson <sup>7</sup>
Ohio State	Aniebonam <sup>9</sup>	Ukandu <sup>13</sup>	Braglio <sup>22</sup>	Burkett <sup>5</sup>	R. Davis <sup>3</sup>	Cockerille <sup>10</sup>	Carter <sup>22</sup>	Hill <sup>17</sup>	Savage <sup>10</sup>	Elij. Daniels <sup>2</sup>	Jackson <sup>8</sup>
at Nebraska	Braglio <sup>23</sup>	Ukandu <sup>14</sup>	Kulka <sup>5</sup>	Burkett <sup>6</sup>	J. Brooks <sup>18</sup>	Cockerille <sup>11</sup>	Carter <sup>23</sup>	Hill <sup>18</sup>	Savage <sup>11</sup>	Ross <sup>2</sup>	Jackson <sup>9</sup>
Rutgers	Braglio <sup>24</sup>	Ukandu <sup>15</sup>	Walker <sup>2</sup>	Burkett <sup>7</sup>	R. Davis <sup>4</sup>	Cockerille <sup>12</sup>	Carter <sup>24</sup>	Hill <sup>19</sup>	Savage <sup>12</sup>	Ross <sup>3</sup>	Jackson <sup>10</sup>
Rutgers	Braglio <sup>25</sup>	Ukandu <sup>16</sup>	Walker <sup>3</sup>	Burkett <sup>8</sup>	J. Brooks <sup>19</sup>	I. Davis <sup>1</sup>	Carter <sup>25</sup>	Hill <sup>20</sup>	Savage <sup>13</sup>	Ross <sup>4</sup>	Jackson <sup>11</sup>

## Class Starters by Game (includes punter, snapper & place-kicker)

GAME	Seniors	Juniors	Sophomores	Redshirt Freshmen	True Freshmen	Total	
Howard	9	8	7	0	1 (Lees)	25	*Likely started on both sides
at FIU	9	6	9	0	1 (Lees)	25	*Likely started on both sides
at UCF	10	7	7	0	1 (Lees)	26	
Purdue	9	8	8	0	1 (Lees)	26	
at Penn State	7	8	9	0	2 (Lees, T. Davis)	26	
Minnesota	7	8	7	0	4 (Lees, T. Davis, Ellis, Pigrome)	26	
Michigan St.	8	8	7	0	3 (Lees, T. Davis, Harrison)	26	
at Indiana	8	7	7	0	4 (Lees, T. Davis, Harrison, Knight)	26	
at Michigan	8	7	9	0	2 (Lees, T. Davis)	26	
Ohio State	8	5	9	1	3 (Lees, T. Davis, Elij. Daniels)	26	
at Nebraska	8	5	10	0	3 (Lees, T. Davis, Bortenschlager)	26	
Rutgers	11	5	8	0	2 (Lees, T. Davis)	26	
Rutgers	9	5	9	1	2 (Lees, T. Davis)	26	

## Terrapin Playing-Experience Superlatives

	Offense	Defense
Most overall starts, career —	48, Michael Dunn (OL) 28, Teldrick Morgan (WR)	25, Jermaine Carter, Jr. (LB) 25, Roman Braglio (DL)
Most overall starts, 2016 —	13, 4 players	13, 4 players
Most consecutive starts, career —	23, D.J. Moore (WR)	25, Jermaine Carter, Jr. (LB) 19, Roman Braglio (DL)
Most consecutive starts, 2016 —	13, 4 players	13, 3 players

GAME 1

Sep. 3, 2016

Maryland 52, Howard 13

COLLEGE PARK, Md. (AP) - DJ Durkin enjoyed a lopsided victory in his debut as Maryland's coach, overseeing a dominant performance that carried the Terrapins past Howard 52-13 on Saturday.

Perry Hills went 14 for 19 for 126 yards, Trey Edmunds scored two first-quarter touchdowns and Maryland (1-0) allowed only 53 first-half yards in taking a 35-0 lead.

Durkin left his job as Michigan's defensive coordinator in December to guide a team that went 3-9 in 2015. Walking on the sideline in a black baseball cap, an untucked red polo shirt and long black pants, the 37-year-old coach seemed quite satisfied with the blowout.

His most vivid memory occurred long after the final whistle. "In the locker room with the guys, singing the fight song," Durkin said. "The look on their faces, that's what you do it for. That's what it's all about."

Howard (0-1) won only one game last year while being outscored 408-169, so this game wasn't necessarily an indication of the Terrapins' improvement under Durkin. That answer may not come until Maryland begins Big Ten play next month.

Still, there were plenty of positives for the Terrapins against the neighboring Bison of the Mid-Eastern Athletic Conference.

Durkin got this job because of his defensive knowledge, and the Terrapins were exceptionally stingy. Howard went three-and-out on its first five possessions and didn't get into the end zone until Maryland's reserves entered in the fourth quarter.

Hills, in contrast, produced touchdowns on his first four drives. After finishing with a minus-18 turnover differential last year, the Terrapins did not give the ball away.

Freshman backup quarterback Tyrrell Pigrome entered in the third quarter. He threw for 60 yards, and ran for 53 yards and a TD.

Maryland also got a touchdown from its special teams: Edmunds took a blocked punt 13 yards into the end zone for a 21-0 lead.

Table with 7 columns: 1ST, 2ND, 3RD, 4TH, FINAL. Rows for HOWARD (0-1) and MARYLAND (1-0).

- First Quarter MD - Goins 2yd run (Greene kick), 11:14 MD - Edmunds 3yd run (Greene kick), 5:49 MD - Edmunds 13yd blocked punt return (Greene kick), 3:35 Second Quarter MD - Johnson 21yd run (Greene kick), 13:21 MD - Harrison 10yd run (Greene kick), 8:41 Third Quarter MD - Pigrome 5yd run (Greene kick), 7:27 Fourth Quarter MD - Greene 36yd FG, 13:17 HOW - Anthony 17yd rec fr Johnson (Labofsky kick), 9:04 MD - Funk 1yd run (Greene kick), 3:33 HOW - Anthony 6yd rec fr Collins (Labofsky kick), 0:14

Table with 3 columns: MD, HOW. Rows for First Downs, Rushes-Yards, Comp-Att-Int, Passing Yards, Total Offense Plays-Yards, Fumble Returns-Yards, Punt Returns-Yards, Interception Returns-Yards, Punts-Average, Fumbles-Lost, Penalties-Yards, Third-Down Conversions, Fourth-Down Conversions, Red-Zone Scores-Chances, Sacks By-Yards Lost, Time of Possession.

INDIVIDUAL STATISTICS RUSHING - Maryland: Harrison 9-67-1, Funk 8-59-1, Pigrome 7-53-1, Johnson 6-48-1, Edmunds, 6-48-1, Goins 4-40-1, Hills 1-5-0, Likely 1-2-0; Howard: Philyaw 18-53-0, Parker 8-13-0, Johnson 2-11-0, Avery 1-9-0, Rainey 1-2-0.

PASSING - Maryland: Hills 14-19-0-126-0, Pigrome 4-6-0-60-0, Bortenschlager 2-4-0-18-0; Howard: Johnson 10-15-0-100-1, Collins 8-14-0-100-1.

RECEIVING - Maryland: Lane 5-73-0, Moore 4-37-0, Morgan 3-27-0, Johnson 3-23-0, Harrison 1-16-0, Turner 1-16-0, Edmunds 1-14-0, Davenport 1-2-0; Howard: Anthony 7-78-2, Lemonier 4-35-0, Avery 4-26-0, Ezzard 1-30-0, Philyaw 1-19-0, Mercer 1-12-0.

TACKLES - Maryland: Woods 4-3-7, Keihn 4-1-5, Cockerille 3-2-5, Opara 3-2-5, Brooks 2-2-4, Carter 3-0-3, Ross, 2-1-3, Savage 2-1-3, Conyers 2-1-3, I. Davis 0-3-3, Braglio 2-0-2, Richardson 2-0-2, Burkett 2-0-2, Brooks 1-1-2, Tany 1-1-2, Morgan 1-1-2, Elji, Davis 1-1-2, Aniebom 0-2-2; Howard: C. Johnson 8-21-0, R. Johnson 4-3-7, Rollins 3-4-7.

ATT -35,474. WEATHER - 73 degrees, cloudy

GAME 2

Sep. 10, 2016

Maryland 41, FIU 14

MIAMI (AP) — A combination of execution and fun has helped Maryland open the season with two convincing wins.

But the combination of Perry Hills to DJ Moore hasn't hurt either.

Hills threw for three touchdowns, two to Moore, to lead Maryland to a 41-14 win over Florida International on Friday night.

Hills completed 13-of-18 passes for 210 yards in three quarters. He connected with Moore for a 45-yard touchdown pass and Derrick Hayward for a 9-yard score in the second quarter to give Maryland a 31-7 advantage at halftime. Lorenzo Harrison scored on a 40-yard run for the Terrapins' fourth touchdown of the first half.

"We're doing an unbelievable job of executing," Hills said. "We all came out here and had a good time. That's the final point - to come out here and have fun."

Moore finished with six receptions and 147 yards for Maryland (2-0).

First-year Maryland head coach DJ Durkin rested Hills after his third touchdown pass — a 40-yard catch and run by Moore with 2:21 remaining in the third quarter.

"Just pleased with the way we came out and played," Durkin said. "I thought our guys prepared really well, traveled really well. That was a big thing for us coming and how we were going to go through it as a team."

"It's not easy getting road wins in college football. The way our guys responded, I'm really excited for them."

The Terrapins never trailed after taking a 10-0 lead on Adam Greene's 23-yard field and Jermaine Carter, Jr.'s 15-yard interception return in the first quarter.

Carter's interception was the third interception return for FIU quarterback Alex McGough.

Alex Gardner rushed for 109 yards and scored on a four-yard run in the second quarter for the Panthers (0-2).

The Terrapins are now 5-0 in their all-time series against the Panthers.

Table with 7 columns: 1ST, 2ND, 3RD, 4TH, FINAL. Rows for MARYLAND (2-0) and FIU (0-2).

- First Quarter MD - Greene 23yd FG, 7:51 MD - Carter 14yd INT ret (Greene kick), 2:33 Second Quarter MD - Harrison 40yd run (Greene kick), 12:27 FIU - Gardner 4yd run (Taylor kick), 9:21 MD - D.J. Moore 45yd rec fr Hills (Greene kick), 7:57 MD - Hayward 9yd rec fr Hills (Greene kick), 0:56 Third Quarter MD - Greene 28yd FG, 11:10 MD - D.J. Moore 40yd rec fr Hills (Greene kick), 2:21 Fourth Quarter FIU - Maloney 4yd rec fr Alexander (Taylor kick), 9:49

Table with 3 columns: MD, FIU. Rows for First Downs, Rushes-Yards, Comp-Att-Int, Passing Yards, Total Offense Plays-Yards, Fumble Returns-Yards, Punt Returns-Yards, Interception Returns-Yards, Punts-Average, Fumbles-Lost, Penalties-Yards, Third-Down Conversions, Fourth-Down Conversions, Red-Zone Scores-Chances, Sacks By-Yards Lost, Time of Possession.

INDIVIDUAL STATISTICS RUSHING - Maryland: Edmunds 8-78-0, Harrison 8-64-1, Hills 8-52-0, Johnson 8-34-0, Goins 4-11-0, L. Jacobs 1-10-0, Funk 2-4-0; FIU: Gardner 16-109-1, Jones 14-6-0, Alexander 9-30-0.

PASSING - Maryland: Hills 13-18-0-210-3, Pigrome 1-2-0-7-0, D.J. Moore 1-1-0-21-0; FIU: Alexander 9-18-0-131-1, McGough 5-10-1-39-0.

RECEIVING - Maryland: Moore 6-147-2, Morgan 3-38-0, Johnson 2-21-0, Hills 1-21-0, Hayward 1-9-1, Culmer 1-7-1; FIU: Maloney 6-49-1, Smith 5-70-0, Owens 2-21-0, Gaiter 1-30-0.

TACKLES - Maryland: Carter 5-3-8, Savage 6-0-6, Cockerille 3-3-6, Likely 4-1-5, Jackson 3-0-3, Knight 2-1-3, Aniebom 2-1-3, Woods 2-1-3, Hills 2-1-3, Jones 2-1-3, Conyers 2-0-2, Goins 2-0-2, Tany 2-0-2, Ukandu 2-0-2, Morgan 1-1-2, Edmunds 1-1-2, Walker 1-1-2, Keihn 1-1-2, Braglio 1-1-2, Kulka 1-0-1, I. Davis 1-0-1, Ross 1-0-1, Ellis 1-0-1, Brooks 1-0-1, Equaba 1-0-1, Howard 0-1-1; FIU: Wint 7-2-9, Gonzalez 4-2-6, Williams 3-3-6, Wilson 4-1-5, Spence 4-1-5, West 4-0-4, Albury 3-1-4, Cheeks 3-0-3, Juste 2-1-3, Hines 2-0-2, Lewis 2-0-2, Russ 1-1-2.

ATT-17,084. WEATHER - 84 degrees, rainy/windy

GAME 3

Sep. 17, 2016

Maryland 30, UCF 24 (2OT)

ORLANDO, Fla. -- Maryland freshman quarterback Tyrrell Pigrome replaced starter Perry Hills and on his only play of the game raced 24 yards for the game-winning score in a 30-24 double-overtime win for the Terrapins over UCF on Saturday night.

"I'm just so proud of our guys," head coach DJ Durkin said. "There were so many times when they had to dig deep. The offense had to pick up the defense and the defense had to pick up the offense, special teams and everything. There was a lot of swings (of momentum) in that game. I think more than anything, when you look at our team we held strong through all of that, to me that's a great sign for us. To me that's not been indicative of what we have done. So that's our first sign of adversity and how we were going to respond and we responded the right way."

UCF freshman quarterback McKenzie Milton, making his first career start, committed his sixth fumble of the night and fourth turnover to begin the second overtime, setting the stage for Pigrome's heroics.

The Knights tied the game early in the fourth quarter on a 42-yard field goal by Matthew Wright with 12:04 remaining. Neither offense was able to score again in regulation.

Milton started in place of UCF senior Justin Holman, who was injured last week at Michigan.

After struggling early in the first half, Hills and the Maryland offense settled down and began to capitalize on big plays. Hills 51-yard completion to receiver Teldrick Morgan helped set up Adam Greene's 33-yard field as time expired in the second quarter to give the Terps a 10-7 edge at halftime.

The Knights held a 7-0 lead late in the first quarter when Milton found running back Contravious Wilson for a four-yard touchdown late in the second quarter. But Milton became erratic in the second quarter, committing two of his three first-half turnovers that allowed Maryland to get back into the game.

NOTE: The game marked just the second double overtime game in Maryland history. Maryland is 6-3 all-time in overtime games.

Table with 7 columns: 1ST, 2ND, 3RD, 4TH, OT, 2OT, FINAL. Rows for MARYLAND (3-0) and UCF (1-2).

- First Quarter UCF - Wilson 4yd rec fr Milton (Wright kick), 0:24 Second Quarter MD - Harrison 7yd run (Greene kick), 10:04 MD - Greene 33yd FG, 0:00 Third Quarter UCF - Milton 7yd run (Wright kick), 3:40 MD - Goins 16yd run (Greene kick), 0:41 Fourth Quarter UCF - Wright 42yd FG, 12:04 Overtime MD - Hills 5yd run (Greene kick) UCF - Smith 31yd rec fr Milton (Wright kick) Double Overtime MD - Pigrome 24yd run

Table with 3 columns: MD, UCF. Rows for First Downs, Rushes-Yards, Comp-Att-Int, Passing Yards, Total Offense Plays-Yards, Fumble Returns-Yards, Punt Returns-Yards, Interception Returns-Yards, Punts-Average, Fumbles-Lost, Penalties-Yards, Third-Down Conversions, Fourth-Down Conversions, Red-Zone Scores-Chances, Sacks By-Yards Lost, Time of Possession.

INDIVIDUAL STATISTICS RUSHING - Maryland: Harrison 15-77-1, Johnson 7-47-0, Goins 3-34-1, Hills 16-29-1, Pigrome 1-24-0, Edmunds 7-22-0, Likely 1-13-0; UCF: Hamilton 12-65-0, Killins 5-60-0, Wilson 16-51-0, Brim 1-17-0, Milton 19-7-1.

PASSING - Maryland: Hills 10-23-0-127-0; UCF: Milton 21-36-1-260-2, Wilson 0-1-0-0-0.

RECEIVING - Maryland: Lane 3-25-0, Morgan 2-64-0, Moore 2-25-0, L. Jacobs 1-7-0, Hayward 1-3-0, Culmer 1-7-1; UCF: Smith 8-114-1, Oldham 5-33-0, Akins 2-79-0, Bargnare 2-2-0, Stewart 1-17-0, Hamilton 1-6-0, Payton 1-5-0, Wilson 1-4-1.

TACKLES - Maryland: Likely 9-5-14, Cockerille 4-10-14, Carter 6-5-11, Conyers 7-1-8, Opara 3-3-6, Jackson 5-0-5, Aniebom 3-2-5, Walker 3-1-4, Savage 2-2-4, Hill 1-3-4, Braglio 1-2-3, Ukandu 2-0-2, Kulka 1-0-1, Burkett 1-0-1, Brooks 0-1-1, Woods 0-1-1; UCF: Rucker 4-7-11, Clarke 5-5-10, Brim 3-7-10, Johnson 5-3-8, Shqm. Griffin 3-4-7, Mutcherson 4-1-2, Shgl. Griffin 2-4-6, Wooten 1-4-5, Guerad 3-1-4, Burkett 1-2-3, Clarke 1-1-2, Killings 1-1-2, Connors 0-2-2 ... ATT-43,197 - WEATHER - 85 degrees, partly cloudy



## GAME 4

Oct. 1, 2016

### Maryland 50, Purdue 7

**COLLEGE PARK (AP)** — Ty Johnson ran for 204 yards on seven carries, and unbeaten Maryland used a strong defensive performance to breeze past Purdue 50-7 Saturday and provide first-year coach DJ Durkin a victory in his first Big Ten game.

The Terrapins (4-0, 1-0) scored four touchdowns and amassed 293 yards in taking a 29-0 halftime lead. Maryland finished with 400 yards rushing and outgained the Boilermakers 496-205 overall.

Purdue (2-2, 0-1) had no answer for the no-huddle offense that has scored a school-record 173 points over its first four games.

Taking over at Maryland after serving as Michigan's defensive coordinator in 2015, Durkin has the Terrapins operating at a high level on both sides of the ball.

Perry Hills threw two touchdown passes to Teldrick Morgan and ran for an 11-yard score. Johnson peeled off a 76-yard run and scored on carries of 8 and 48 yards, and Lorenzo Harrison chipped in with a 62-yard touchdown sprint.

The defense sacked David Blough six times. The Boilermakers were ranked second in the nation in third-down conversions (59 percent), but in this game they went 6 for 20.

It was 36-0 before Purdue finally scored, on a 4-yard touchdown pass from Blough to Cole Herdman with 13:30 remaining.

Even when the Terrapins made mistakes of their own, Purdue couldn't capitalize. Maryland hadn't committed a turnover all year until Hill threw an interception on the opening series. The Terrapins subsequently jumped offense on third down, but Purdue's J.D. Dellinger was wide right on a 35-yard field goal try.

Maryland promptly moved 80 yards in six plays, then fooled the Boilermakers with an unbalanced formation on the 2-point conversion.

On Purdue's next series, an illegal formation wiped out a successful third-down play and forced a punt. Not long after that, Harrison burst up the middle on his 62-yard run.

	1ST	2ND	3RD	4TH	-	FINAL
PURDUE (2-2, 0-1)	0	0	0	7	-	7
MARYLAND (4-0, 1-0)	8	21	7	14	-	50

*First Quarter*  
MD - Morgan 11yd rec fr Hills (Goins rec fr Rowe), 6:59

*Second Quarter*  
MD - Harrison 62yd run (Greene kick), 13:35

MD - Johnson 8yd run (Greene kick), 10:08

MD - Hills 11yd run (Greene kick), 0:11

*Third Quarter*  
MD - Morgan 5yd rec fr Hills (Greene kick), 7:27

*Fourth Quarter*  
PUR - Herdman 4yd rec fr Blough (Dellinger kick), 13:30

MD - Johnson 48yd run (Greene kick), 12:10

MD - Funk 9yd rec fr Pigrome (Greene kick), 3:02

	PUR	MD
First Downs	16	19
Rushes-Yards	27-10	46-400
Comp-Att-Int	22-53-1	9-17-1
Passing Yards	195	96
Total Offense Plays-Yards	80-205	63-496
Fumble Returns-Yards	0-0	0-0
Punt Returns-Yards	1-3	2-4
Interception Returns-Yards	1-4	1-0
Punts-Average	8-38.4	5-40.0
Fumbles-Lost	0-0	2-1
Penalties-Yards	8-69	11-92
Third-Down Conversions	6-20	5-12
Fourth-Down Conversions	2-5	1-1
Red-Zone Scores-Chances	1-4	5-5
Sacks By-Yards Lost	4-34	6-45
Time of Possession	31:44	28:16

**INDIVIDUAL STATISTICS**

**RUSHING** - Maryland: Johnson 7-204.2, Harrison 6-78.1, Funk 6-33.0, Goins 3-24.0, Pigrome 3-19.0, Hills 10-18.1, Morgan 2-16.0, Turner 1-4.0, Edmunds 2-0.2, Brown 5-2.0; Purdue: Jones 12-23.0, Sindelar 1-13.0, Yancey 1-2.0, Worship 1-(-1.0), Blough 11-(-26.0).

**PASSING** - Maryland: Hills 8-13-1-87.2, Pigrome 1-4-0-9.1; Purdue 18-41-0-132.1, Sindelar 4-12-1-63.0.

**RECEIVING** - Maryland: Morgan 5-46.2, Brown 1-20.0, Moore 1-15.0, Funk 1-9.1, Harrison 1-6.0; Purdue: Young 4-47.0, Yance 4-40.0, Herdman 4-23.1, Phillips 3-43.0, Posey 2-12.0, Jones 2-6.0, Hopkins 1-14.0, Mahoungou 1-8.0, Marshall 1-2.0.

**TACKLES** - Maryland: Likely 6-2-8, Cockerille 5-2-7, Carter 5-1-6, Aniebonam 3-1-4, Braglio 3-1-4, Ukandu 2-2-4, Hill 3-0-3, Savage 2-1-3, Keihn 0-3-3, Ross 2-0-2, Ellis 2-0-2, Daniels 2-0-2, Jackson 2-0-2, Davis 2-0-2, Opara 1-0-1, Woods 1-0-1, Walker 1-0-1, Shepherd 1-0-1, Kulka 1-0-1, Ellis 0-1-1; Purdue: Replogle 6-1-7, Robinson 4-2-6, Mosley 4-1-5, Bailey 4-1-5, Roberts 4-0-4, Parker 3-1-4, Clark 3-1-4, Ezchukwu 3-1-4, Bentley 3-0-3, Cook 2-0-2, Wilson 2-0-2, Hunte 1-1-2, Dellinger 1-0-1, Thieneman 1-0-1, Dotsion 1-0-1...

ATT-41,206 - WEATHER - 63 degrees, cloudy

## GAME 5

Oct. 8, 2016

### Penn State 38, Maryland 14

**STATE COLLEGE, Pa.** -- Freshman Lorenzo Harrison racked up 76 yards on just six carries, but Penn State beat Maryland 38-14 on Saturday.

Penn State quarterback Trace McSorley accounted for 233 total yards, throwing for 152 and rushing for 81 as the Nittany Lions (4-2, 2-1 Big Ten) had a season-high 524 total yards and snapped Maryland's five game win streak.

Penn State limited Maryland (4-1, 1-1) to 270 total yards, including 170 on the ground. The Terps came in averaging 300 rushing yards per game in victories over Howard, Florida International, Central Florida and Purdue.

Maryland was forced to play without veteran quarterback Perry Hills during the second half; Hills was injured on a second-quarter keeper deep in Penn State territory.

Penn State penalties and a Saquon Barkley fumble enabled the Terps to stay within striking distance until McSorley hooked up with DeAndre Thompkins on a 70-yard scoring pass late in the third quarter to make it 31-14. Freshman Miles Sanders added a 25-yard scoring run late in the game.

	1ST	2ND	3RD	4TH	-	FINAL
MARYLAND (4-1, 1-1)	7	7	0	0	-	14
PENN STATE (4-2, 2-1)	7	17	7	7	-	38

*First Quarter*  
PSU - Gesick 5yd rec fr McSorley (Davis kick), 12:33  
MD - Johnson 66yd rec fr Hills (Greene kick), 7:13

*Second Quarter*  
PSU - Davis 30yd FG, 12:20

PSU - McSorley 9yd run (Davis kick), 6:06

MD - Pigrome 7yd run (Greene kick), 0:52

PSU - Barkley 45yd run (Davis kick), 0:15

*Third Quarter*  
PSU - Thompkins 70yd rec fr McSorley (Davis kick), 0:00

*Fourth Quarter*  
PSU - Sanders 25yd run (Davis kick), 5:15

	MD	PSU
First Downs	11	28
Rushes-Yards	38-170	62-372
Comp-Att-Int	10-16-1	10-19-0
Passing Yards	100	152
Total Offense Plays-Yards	54-270	81-524
Fumble Returns-Yards	0-0	0-0
Punt Returns-Yards	4-25	1-8
Interception Returns-Yards	0-0	1-0
Punts-Average	7-39.9	6-29.5
Fumbles-Lost	1-1	2-1
Penalties-Yards	5-49	6-45
Third-Down Conversions	4-13	5-13
Fourth-Down Conversions	0-2	1-1
Red-Zone Scores-Chances	1-2	3-4
Sacks By-Yards Lost	3-30	4-27
Time of Possession	24:55	35:00

**INDIVIDUAL STATISTICS**

**RUSHING** - Maryland: Harrison 6-76.0, Pigrome 10-39.1, Morgan 2-24.0, Hills 9-16.0, Johnson 5-11.0, Edmunds 3-8.0, Goins 1-2.0, Funk 1-(-5.0); PSU: Barkley 31-202.1, McSorley 18-81.1, Stevens 4-36.0, Allen 7-31.0, Sanders 1-25.1.

**PASSING** - Maryland: Hills 5-7-1-72.1, Pigrome 5-9-0-28.0; PSU: McSorley 10-19-0-152.2.

**RECEIVING** - Maryland: Moore 4-15.0, Johnson 2-69.1, L. Jacobs 2-13.0, Morgan 2-3.0; PSU: Thompkins 4-91.1, Gesick 4-26.1, Hamilton 2-35.0.

**TACKLES** - Maryland: Cockerille 7-6-13, Woods 5-4-9, Braglio 5-3-8, Keihn 2-6-8, Carter 4-3-7, Savage 5-1-6, Opara 3-3-6, Aniebonam 2-3-5, Likely 2-2-4, Ukandu 1-3-4, Hill 2-1-3, Jackson 1-1-2, Kulka 1-1-2, Funk 1-0-1, Brooks 0-1-1, Ellis 0-1-1, Burkett 0-1-1; PSU: Smith 12-12-14, Allen 3-4-7, Golden 3-3-6, Reid 3-2-5, Farmer 1-4-5, Bowen 1-4-5, Schwan 2-2-4, Windsor 2-1-3, Scott 1-2-3, Monroe 1-2-3, Miller 2-0-2, Cotlren 1-1-2, Haley 1-1-2, Apke 1-1-2, Smith 0-2-2, Bucholz 0-2-2, Charles 1-0-1, Givens 1-0-1, Sickels 1-0-1, Walker 1-0-1, Chavis 1-0-1, Johnson 0-1-1, Brown 0-1-1, Taylor 0-1-1, Miller 0-1-1, McPherson 0-1-1, Cotlren 0-1-1, White 0-1-1.

ATT-100,778 - WEATHER - 64 degrees, rain/mostly cloudy

## GAME 6

Oct. 15, 2016

### Minnesota 31, Maryland 10

**COLLEGE PARK, Md.** -- Maryland tried to rally late with a field goal and touchdown in the fourth quarter, but Minnesota got a late interception return for a touchdown to pull away for a 31-10 win at Capital One Field at Maryland Stadium on Saturday afternoon.

The Terps broke through with a 10-play, 57-yard scoring drive early in the fourth quarter that was capped off by a 32-yard field goal from Adam Greene. Freshman Tyrrell Pigrome rushed for 26 yards on the drive.

Minnesota answered back with a touchdown to take a 24-3 lead just a minute and a half later on a 70-yard touchdown run by Rodney Smith.

The Terps got into the end zone with 5:42 left in the fourth when Pigrome connected with D.J. Moore on an 11-yard scoring strike. The 10-play, 87-yard drive was highlighted by a 20-yard run by Ty Johnson and a 31-yard completion to Teldrick Morgan.

Maryland's defense forced the Gophers to punt, giving the Terps a chance to make it a one-score game late in the fourth. But Minnesota's Antoine Winfield Jr. sealed the game for the Gophers when he took a deflected pass back 82 yards with 1:08 to go, making it a 31-10 game.

Senior Levern Jacobs totaled a career-high 10 receptions for 82 yards. It marked the most catches for a Terp since Stefon Diggs had 10 receptions against Stanford on Dec. 30, 2014.

Senior defensive tackle Azubuike Ukandu recorded a career-high nine tackles in his first start of 2016.

	1ST	2ND	3RD	4TH	-	FINAL
MINNESOTA (4-2, 1-2)	0	14	3	14	-	31
MARYLAND (4-2, 1-2)	0	0	0	10	-	10

*First Quarter*  
None.  
*Second Quarter*  
MINN - Smith 8yd run (Carpenter kick), 13:27  
MINN - Brooks 17yd rec fr Rhoda (Carpenter kick), 0:14

*Third Quarter*  
MINN - Carpenter 32yd FG, 8:21

*Fourth Quarter*  
MD - Greene 32yd FG, 11:15  
MINN - Smith 70yd run (Carpenter kick), 9:30  
MD - D.J. Moore 11yd rec fr Pigrome (Greene kick), 5:42  
MINN - Winfield 82yd INT return (Carpenter kick), 1:08

	MINN	MD
First Downs	16	16
Rushes-Yards	48-228	36-130
Comp-Att-Int	7-15-0	18-37-2
Passing Yards	82	161
Total Offense Plays-Yards	63-311	73-291
Fumble Returns-Yards	0-0	0-0
Punt Returns-Yards	4-30	4-13
Interception Returns-Yards	2-82.1	0-0
Punts-Average	7-41.4	7-45.3
Fumbles-Lost	1-0	2-2
Penalties-Yards	7-50	9-75
Third-Down Conversions	4-14	7-18
Fourth-Down Conversions	0-0	1-2
Red-Zone Scores-Chances	3-4	2-2
Sacks By-Yards Lost	3-18	1-0
Time of Possession	34:12	25:48

**INDIVIDUAL STATISTICS**

**RUSHING** - Maryland: Pigrome 25-71.0, Harrison 4-35.0, Johnson 5-23.0, Goins 1-2.0; Minnesota: Smith 18-144.2, Brooks 22-86.0, McCrary 2-7.0, Rhoda 5-(-8.0).

**PASSING** - Maryland: Pigrome 18-37-2-161.1; Minnesota: Rhoda 7-15-0-82.1.

**RECEIVING** - Maryland: L. Jacobs 10-82.0, Morgan 4-51.0, Moore 2-19.1, Culmer 1-8.0; Harrison 1-1.0; Minnesota: Wollarsky 3-21.0, Stili 1-26.0, Brooks 1-17.1, Smith 1-10.0, Lingen 1-8.0.

**TACKLES** - Maryland: Ukandu 5-7-12, Carter 6-5-11, Savage 6-0-6, Knight 5-0-5, Braglio 3-2-5, Burkett 4-0-4, Woods 4-0-4, Cockerille 2-2-4, Opara 1-3-4, Aniebonam 1-3-4, Brooks 1-2-3, Funk 2-0-2, Hill 1-1-2, Brooks 1-0-1, Oliveira 1-0-1, Walker 1-0-1, Jackson 1-0-1, Ellis 0-1-1, Tanyi 0-1-1; Minnesota: Celestin 6-1-7, Travis 6-0-6, Winfield 4-1-5, Coughlin 4-0-4, Myrick 3-0-3, Lynn 3-0-3, Steller 2-1-3, Barber 2-0-2, Cashman 2-0-2, Ekpe 2-0-2, DeLaatiboudere 1-1-2...

ATT-41,465 - WEATHER - 61 degrees, mostly sunny

GAME 7

Oct. 22, 2016

Maryland 28, Michigan State 17

COLLEGE PARK (AP) — Perry Hills threw a pair of touchdown passes in his return to the lineup and Maryland kept Michigan State winless in the Big Ten with 28-17 victory Saturday night.

Maryland (5-2, 2-2 Big Ten) also extended the Spartans' losing streak to five games, the longest skid under 10-year coach Mark Dantonio.

Ty Johnson led Maryland's dominant running attack with 115 yards on nine carries, while Lorenzo Harrison finished with 105 yards on 17 carries. The Terrapins amassed 447 total yards and bounced back from a pair of losses.

"That was a fun night for our guys," Maryland first-year coach DJ Durkin said. "The message for our guys all week long, in particular later in the week, yesterday and today, was to have fun, enjoy this. We knew it was going to be a great atmosphere and it was."

Michigan State redshirt freshman Brian Lewerke got his second consecutive start and went 11 for 24 with 156 yards and an interception. He also ran for 79 yards on 10 carries. LJ Scott had a big day on the ground for the Spartans finishing with 128 yards and a touchdown.

The Spartans (2-5, 0-4) took their first lead, 17-14 on a 34-yard field goal by Michael Geiger with 1:35 left in the third quarter. Johnson continued to find a hole and a 44-yard run put Maryland into Michigan State territory. Two plays later, the Terrapins retook the lead on a 2-yard run by Kenneth Goins Jr.

Hills put the game away with a 9-yard touchdown pass to Lavern Jacobs with 3:23 left in the game. Hills, who suffered a shoulder injury Oct. 8 against Penn State and missed the previous game against Minnesota, was 21 of 27 for 200 yards Saturday.

Michigan State linebacker Riley Bullough was ejected with 4:39 left in the first quarter for targeting. That penalty helped Maryland extend a season-long 96-yard scoring drive, capped by Harrison's 8-yard run.

The Spartans went up-tempo and pulled to within 8-7 on a 48-yard touchdown run by Scott with 9:42 left in the second quarter. Hills reponded on the ensuing drive with a 36-yard pass to D.J. Moore but Adam Greene missed the PAT.

	1ST	2ND	3RD	4TH	-	FINAL
MICH. STATE (2-5, 0-4)	0	14	3	0	-	17
MARYLAND (5-2, 2-2)	8	6	0	14	-	28

*First Quarter*  
MD - Harrison 8yd run (Goins rush), 2:51  
*Second Quarter*  
MSU - Scott 48yd run (Geiger kick), 9:41  
MD - D.J. Moore 36yd rec fr Hills (Greene kick failed), 5:41  
MSU - Holmes 1yd run (Geiger kick), 0:38  
*Third Quarter*  
MSU - Geiger 34yd FG, 1:34  
*Fourth Quarter*  
MD - Goins 2yd run (Greene kick), 13:49  
MD - L. Jacobs 9yd rec fr Hills (Greene kick), 3:23

TEAM STATISTICS	MSU	MD
First Downs	22	22
Rushes-Yards	44-270	42-247
Comp-Att-Int	11-24-1	21-28-0
Passing Yards	156	200
Total Offense Plays-Yards	68-426	70-447
Fumble Returns-Yards	0-0	0-0
Punt Returns-Yards	1-3	1-3
Interception Returns-Yards	0-0	1-0
Punts-Average	4-32.8	4-35.8
Fumbles-Lost	1-1	1-1
Penalties-Yards	7-84	3-25
Third-Down Conversions	4-11	5-12
Fourth-Down Conversions	0-1	1-3
Red-Zone Scores-Chances	2-3	3-3
Sacks By-Yards Lost	1-9	1-5
Time of Possession	30:49	26:52

**INDIVIDUAL STATISTICS**  
**RUSHING** - Maryland: Johnson 9-115-0, Harrison 17-105-1, Goins 4-23-1, Hills 7-20-0, Moore 1-7-0; MSU: Scott 20-128-1, Lewerke 10-79-0, Holmes 13-59-1, Geiger 1-4-0.

**PASSING** - Maryland: Hills 21-27-0-200-2, Moore 0-1-0; MSU: Lewerke 11-24-1-156-0.

**RECEIVING** - Maryland: L. Jacobs 9-67-1, Moore 4-61-1, Morgan 4-41-0, Harrison 2-10-0, Johnson 1-16-0, Hayward 1-5-0; MSU: Shelton 7-89-0, Lyles 3-57-0, Madaris 1-10-0.

**TACKLES** - Maryland: Cockerille 3-12-15, Ukandu 2-5-7, Knight 2-4-6, Opara 1-5-6, Carter 1-5-6, Woods 2-3-5, Braglio 1-4-5, Brooks 0-5-5, Walker 1-3-4, Aniebonam 1-3-4, Kelhn 2-1-3, Hill 1-1-2, Jackson 1-1-2, Burkett 1-1-2, Kulka 0-2-2, Ross 0-1-1, Jones 0-1-1; MSU - Willis 6-5-11, Frey 7-3-10, Bachle 2-5-7, McDowell 3-2-5, Dowell 1-4-5, Layne 2-2-4, Copeland 3-0-3, London 2-1-3, Nicholson 2-1-3, Hicks 1-2-3, Williams 0-3-3, Bullough 2-0-2, Cooper 2-0-2, Cox 1-1-2, Jones 0-2-2, Clemons 0-2-2...

ATT- 41,235 - WEATHER - 56 degrees, mostly cloudy

GAME 8

Oct. 29, 2016

Indiana 42, Maryland 36

BLOOMINGTON, Ind. -- Sophomore Ty Johnson carried the ball 13 times for 142 yards and a touchdown, but Maryland fell 42-36 at Indiana Saturday.

The Hoosiers (4-4, 2/3 Big Ten) snapped a three-game losing streak and took a big step toward becoming bowl-eligible, something they haven't done in consecutive seasons since 1990 and 1991.

Maryland (5-3, 2-3) sure didn't make it easy in its attempt to earn a bowl-clinching victory. The Terrapins led 21-16 at halftime and 24-23 after a 32-yard field goal with 1:11 left in the third quarter.

But Indiana closed out the quarter with a 15-yard TD run from Mitchell Paigethen extended the lead to 35-24 on Natee's 2-yard plunge with 8:30 left to play.

The Terrapins closed to 35-30 when Perry Hills hurdled a defender for a 5-yard TD run, his second rushing score of the game, but the 2-point conversion pass failed and Maryland couldn't get any closer. Hills would finish the game with four touchdowns: two passing and two rushing.

Sophomore D.J. Moore finished with four catches and a game-high 81 reception yards in the process of extending his consecutive games with a catch streak to 16.

Moore's classmate Ty Johnson reached the 100-yard rushing plateau for the second consecutive game, finishing with 142 yards on a career-high 13 carries.

	1ST	2ND	3RD	4TH	-	FINAL
MARYLAND (5-3, 2-3)	7	14	3	12	-	36
INDIANA (4-4, 2-3)	13	3	13	13	-	42

*First Quarter*  
IND - Diamont 11yd run (team rush fumbled), 6:18  
IND - Redding 1yd run (Oakes kick), 1:44  
UMD - Johnson 66yd run (Greene kick), 0:10  
*Second Quarter*  
IND - Oakes 20yd FG, 11:51  
UMD - Hills 1yd run (Greene kick), 8:22  
UMD - Moore 23yd rec fr Hills (Greene kick), 0:30  
*Third Quarter*  
IND - Lagow 5yd run (Oakes kick), 6:38  
UMD - Greene 32yd FG, 1:11  
IND - Paige 15yd run (Paige rush failed), 0:00  
*Fourth Quarter*  
IND - Natee 2yd run (Redding rush failed), 8:30  
UMD - Hills 5yd run (Dunn rush failed), 3:51  
IND - Diamont 52yd run (Oakes kick), 0:49  
UMD - Morgan 5yd rec fr Hills, 0:00

TEAM STATISTICS	MD	IND
First Downs	29	34
Rushes-Yards	50-269	57-414
Comp-Att-Int	22-34-1	17-26-0
Passing Yards	248	236
Total Offense Plays-Yards	84-517	83-650
Fumble Returns-Yards	0-0	0-0
Punt Returns-Yards	1-7	3-8
Interception Returns-Yards	0-0	1(-)-5
Punts-Average	4-38.8	2-42.5
Fumbles-Lost	2-1	0-0
Penalties-Yards	6-60	6-65
Third-Down Conversions	7-16	9-14
Fourth-Down Conversions	3-3	0-1
Red-Zone Scores-Chances	4-4	6-8
Sacks By-Yards Lost	1-6	4-34
Time of Possession	32:15	27:45

**INDIVIDUAL STATISTICS**  
**RUSHING** - Maryland: Johnson 13-142-1, Harrison 14-73-0, Goins 4-24-0, Pigrome 1-17-0, Brown 3-14-0, Moore 2-3-0, Morgan 1-0-0, Hills 12(-)-4-2; Indiana: Redding 17-130-1, Natee 18-111-1, Diamont 11-104-2, Majette 5-42-0, Paige 1-15-1, Williams 3-13-0, Lagow 2(-)-1-1.

**PASSING** - Maryland: Hills 22-33-1-248-2; Indiana: Lagow 16-25-0-207-0, Diamont 1-1-0-29-0.

**RECEIVING** - Maryland: Moore 6-81-1, Morgan 5-46-1, Harrison 4-39-0, L. Jacobs 4-37-0, Lane 2-25-0, Culmer 1-14-0, Johnson 1-6-0; Indiana: Westbrook 6-65-0, Jones 4-77-0, Timian 2-31-0, Paige 2-21-0, Hale 1-16-0, Redding 1-15-0, Majette 1-11-0.

**TACKLES** - Maryland: Carter 3-9-12, Cockerille 5-4-9, Burkett 5-4-9, Woods 7-1-8, Hills 7-0-7, Knight 4-2-6, Walker 4-1-5, Aniebonam 4-1-5, Jackson 3-1-4, Braglio 1-3-4, Ross 3-0-3, Funk 3-0-3, Tanyi 3-0-3, Opara 2-1-3, R. Davis 2-1-3, J. Brooks 2-0-2, Ellis 1-0-1, Ukandu 1-0-1, Keihn 1-0-1, I. Davis 1-0-1, Morgan 1-0-1, Lane 1-0-1, A. Brooks 1-0-1; Indiana: Scales 11-2-13, Crawford 8-1-9, Oliver 7-1-8, Ball 6-2-8, Fields 5-0-5, Riggins 5-0-5, Fant 5-0-5, Dutra 4-0-4, Robinson 3-1-4, Barwick 2-1-3, Hoff 1-2-3, Gooch 2-0-2, Meminger 1-0-1, Green 1-0-1, Willis 1-0-1, Green 1-0-1, Dougherty 0-1-1, Green 0-1-1.

ATT- 38,291 - WEATHER - 79 degrees, sunny

GAME 9

Nov. 5, 2016

#2 Michigan 59, Maryland 3

ANN ARBOR, Mich. -- Second-ranked Michigan defeated the Maryland football team, 59-3, at Michigan Stadium Saturday afternoon.

The Wolverines (9-0, 6-0 Big Ten, No. 3 CFP) scored touchdowns on all five of their drives in the first half.

The Terrapins (5-4, 2-4) hit the right upright on a field goal, came up 1 yard short of a TD at the end of the first half and failed to convert a trio of fourth downs.

Wilton Speight completed 19 of 24 passes and had a 10-yard TD run for Michigan.

Maryland quarterback Perry Hills was knocked out of the game by Chase Winovich, who hit Hills and drove his left shoulder into the turf in the second quarter. Caleb Rowe replaced him and was 12 of 23 for 203 yards, helping Maryland throw for 289 total yards -- the most Michigan has given up this season.

Maryland's 367 yards of total offense is the second most put up against Michigan this season.

	1ST	2ND	3RD	4TH	-	FINAL
MARYLAND (5-4, 2-4)	0	0	0	3	-	3
#2 MICHIGAN (9-0, 6-0)	14	21	10	14	-	59

*First Quarter*  
MICH - Darboh 34yd rec fr Speight (Allen kick), 9:50  
MICH - Speight 10yd run (Allen kick), 2:56  
*Second Quarter*  
MICH - Smith 3yd run (Allen kick), 9:15  
MICH - Hill 1yd run (Allen kick), 3:52  
MICH - Chesson 33yd rec fr Speight (Allen kick), 0:42  
*Third Quarter*  
MICH - Allen 29yd FG, 10:00  
MICH - Smith 1yd run (Allen kick), 0:00  
*Fourth Quarter*  
MD - Greene 37yd FG, 10:34  
MICH - Smith 2yd run (Allen kick), 9:07  
MICH - Crawford 9yd rec fr O'Korn (Allen kick), 3:26

TEAM STATISTICS	MD	MICH
First Downs	19	31
Rushes-Yards	38-78	39-273
Comp-Att-Int	17-28-2	21-27-0
Passing Yards	289	387
Total Offense Plays-Yards	66-367	66-660
Fumble Returns-Yards	0-0	0-0
Punt Returns-Yards	0-0	0-0
Interception Returns-Yards	0-0	2-9
Punts-Average	2-41.0	0-0
Fumbles-Lost	0-0	0-0
Penalties-Yards	6-46	6-62
Third-Down Conversions	6-13	3-5
Fourth-Down Conversions	0-3	0-1
Red-Zone Scores-Chances	1-2	7-8
Sacks By-Yards Lost	1-1	3-15
Time of Possession	27:48	32:12

**INDIVIDUAL STATISTICS**  
**RUSHING** - Maryland: Harrison 9-58-0, Funk 5-20-0, D. Moore 1-14-0, Johnson 9-11-0, Goins 1(-)-3-0, Brown 5(-)-4-0, Rowe 5(-)-8-0, Hills 3(-)-10-0; Michigan: Smith 19-114-3, Isaacs 2-56-0, Evans 4-32-0, Peppers 2-19-0, Speight 3-16-1, Higdon 5-15-0, McDoom 1-12-0, Henderson 1-8-0, Hills 2-1-1.

**PASSING** - Maryland: Rowe 12-23-2-203-0, Hills 4-4-0-73-0, Pigrome 1-1-0-13-0; Michigan: Speight 19-24-0-362-2, O'Korn 2-3-0-25-1.

**RECEIVING** - Maryland: L. Jacobs 4-53-0, Morgan 3-26-0, D. Moore 2-66-0, Brown 2-53-0, Johnson 2-42-0, Edwards 1-23-0, Funk 1-13-0, Lane 1-10-0, Turner 1-3-0; Michigan: Chesson 5-112-1, Butt 5-76-0, Darboh 4-77-1, Crawford 2-25-1, Hill 2-18-0, Hill 2-18-0, Evans 1-56-0, Smith 1-17-0, McDoom 1-6-0.

**TACKLES** - Maryland: Hill 7-2-9, Carter 3-4-7, Cockerille 6-0-6, Knight 4-2-6, Jackson 4-1-5, Burkett 3-0-3, R. Davis 2-1-3, J. Brooks 1-2-3, Woods 1-2-3, Braglio 1-2-3, Aniebonam 2-0-2, Opara 2-0-2, Elij. Daniels 0-2-2, Ellis 1-0-1, Harrison 1-0-1 Funk 1-0-1, I. Davis 1-0-1, L. Jacobs 1-0-1, Savage 1-0-1, Ukandu 0-1-1, Kulka 0-1-1; Michigan: Gedeon 5-6-11, Hill 5-1-6, McCray 5-0-5, Thomas 4-1-5, Winovich 2-3-5, Peppers 2-3-5, Kinnel 3-0-3, Hurst 3-0-3, Bush 3-0-3, Miller 1-2-3, Marshall 2-0-2, Glasgow 1-1-2, Wormley 1-1-2, Lewis 0-2-2, Stribling 1-0-1, Godin 1-0-1, Furbush 1-0-1, Hill 1-0-1, Gary 1-0-1, Perry 1-0-1, Charlton 0-1-1, Glasgow 0-1-1, Watson 0-1-1, Mone 0-1-1, Jones 0-1-1, Pearson 0-1-1.

ATT- 110,626 - WEATHER - 65 degrees, partly cloudy

## GAME10

Nov. 12, 2016

## #6 Ohio State 62, Maryland 3

**COLLEGE PARK** — The Maryland football team fell, 62-3, to No. 6 Ohio State at Capital One Field at Maryland Stadium on Saturday afternoon.

Ohio State has won three straight games to improve to 9-1 overall and 6-1 in the Big Ten, while Maryland falls to 5-5 overall and 2-5 in league play.

The Buckeyes scored touchdowns on their first two possessions to take an early 14-0 lead.

Senior quarterback Caleb Rowe relieved an injured Perry Hills midway through the first quarter and completed four passes, including a 37-yard strike to Levern Jacobs, during a 13-play, 76-yard drive that ended with an Adam Greene field goal.

Ohio State responded on the ensuing drive, scoring on just four plays. Junior quarterback J.T. Barrett connected with Curtis Samuel for a 36-yard touchdown and the Buckeyes cruised from that point.

True freshman quarterback Tyrrell Pigrome played the entire second half under center for the Terps.

	1ST	2ND	3RD	4TH	-	FINAL
OHIO STATE (9-1, 6-1)	21	24	10	7	-	62
MARYLAND (5-5, 2-5)	3	0	0	0	-	3

## First Quarter

OSU - Samuel 2yd rush (Durbin kick), 11:28  
OSU - Barrett 4yd rush (Durbin kick), 9:29  
UMD - Greene 23yd FG, 2:03

OSU - Samuel 36yd rec fr Barrett (Durbin kick), 0:21

## Second Quarter

OSU - Barrett 1yd rush (Durbin kick), 11:08  
OSU - Samuel 5yd rush (Durbin kick), 4:08  
OSU - Wilson 8yd rec fr Barrett (Durbin kick), 2:10  
OSU - Durbin 45yd FG, 0:49

## Third Quarter

OSU - Durbin 34yd FG, 12:22  
OSU - McCall 3yd rush (Durbin kick), 5:43

## Fourth Quarter

OSU - Victor 25yd rec fr Burrow (Durbin kick), 9:30

TEAM STATISTICS	OSU	MD
First Downs	32	10
Rushes-Yards	43-253	40-43
Comp-Att-Int	24-36-0	15-27-1
Passing Yards	328	133
Total Offense Plays-Yards	79-581	67-176
Fumble Returns-Yards	1-2	0-0
Punt Returns-Yards	1-11	1-0
Interception Returns-Yards	1-0	0-0
Punts-Average	3-43.7	8-39.2
Fumbles-Lost	1-0	1-1
Penalties-Yards	6-55	7-74
Third-Down Conversions	7-13	1-15
Fourth-Down Conversions	0-1	2-5
Red-Zone Scores-Chances	7-7	1-1
Sacks By-Yards Lost	5-26	2-12
Time of Possession	31:45	28:15

## INDIVIDUAL STATISTICS

**RUSHING** - Maryland: Johnson 8-21-0, Pigrome 10-14-0, Funk 4-13-0, Moore 1-2-0, Brown 9-1-0, Hills 2-0-0, Goins 2-(-3)-0, Rowe 4-(-5)-0; Ohio State: Weber 12-93-0, McCall 13-53-1, Barrett 11-47-2, Samuel 4-38-2, Campbell 1-22-0, Wilson 1-5-0, Burrow 1-(-5)-0.

**PASSING** - Maryland: Rowe 7-13-1-93-0, Pigrome 7-11-0-44-0, Hills 1-3-0-(-4)-0, Ohio State: Barrett 18-27-0-253-2, Burrow 6-9-0-75-1.

**RECEIVING** - Maryland: Morgan 7-56-0, Funk 3-19-0, Johnson 2-3-0, L. Jacobs 1-37-0, Brown 1-15-0, Moore 1-3-0, Ohio State: Samuel 5-74-1, Hill 5-62-0, McCall 3-48-0, Wilson 3-47-1, Victor 2-36-1, Baugh 2-19-0, Brown 1-22-0, Campbell 1-13-0, Smith 1-5-0, Dixon 1-2-0.

**TACKLES** - Maryland: Savage 9-1-10, Carter 5-3-8, Cockerille 4-4-8, Jackson 2-3-5, Aniebonam 2-2-4, J. Brooks 2-2-4, Saine 2-2-4, Elij. Daniels 2-2-4, Ukandu 1-2-3, Ellis. Daniels 2-0-2, Burkett 0-2-2, R. Davis 1-1-2, Keihn 1-1-2, Walker 0-2-2, Opara 0-2-2, I. Davis 1-0-1, Braglio 1-0-1, Goins 1-0-1, Hill 0-1-1, Kulka 0-1-1, Equaba 0-1-1, Funk 0-1-1, Isaacs 0-1-1; Ohio State: McMillan 6-4-10, Baker 4-3-7, Webb 4-1-5, Harrison 3-1-4, Worley 2-2-4, Lewis 2-2-4, Arnette 2-2-4, Hill 2-1-3, Norwood 2-1-3, Lattimore 2-1-3, Cooper 1-1-2, Hooker 1-1-2, Jones 1-1-2, Fada 1-1-2, Smith 1-1-2, Holmes 1-1-2, Hubbard 0-2-2, Burger 0-2-2, Alabi 1-0-1, McLaurin 1-0-1, Conley 1-0-1, Bosa 1-0-1, Goins 1-0-1, Cornell 1-0-1, Jones 1-0-1, Hamilton 1-0-1, Mack 1-0-1.

ATT- 48,090 - WEATHER - 53 degrees, sunny

## GAME11

Nov. 19, 2016

## #19 Nebraska 28, Maryland 7

**LINCOLN, Neb.** — Terrell Newby ran for a career-high three touchdowns, Ryker Fyfe passed for 220 yards and a score filling in for injured starter Tommy Armstrong Jr., and No. 19 Nebraska defeated Maryland 28-7 on Saturday.

The Terrapins (5-6, 2-6 Big Ten) received a solid performance from sophomore D.J. Moore, who caught six balls for 124 yards, including a 92-yard score that tied for the second longest touchdown reception in Maryland history.

Fyfe prevailed over Max Bortenschlager in a battle of backup quarterbacks.

Fyfe made his second career start -- and first at home -- and was effective if not always pretty, throwing a mix of short and intermediate passes. He was 24 of 37, often dropping back deep and angling toward the sideline before throwing downfield, sometimes sidearm, sometimes off his back foot. He also hurt the Terps with a couple runs.

Bortenschlager, a freshman who entered the game having thrown four passes in one previous appearance, was 14 of 29 for 191 yards.

Jarrett Ross finished with a career-high 13 tackles, while Shane Cockerille notched two sacks.

	1ST	2ND	3RD	4TH	-	FINAL
MARYLAND (5-6, 2-6)	0	0	0	7	-	7
NEBRASKA (9-2, 6-2)	14	7	7	0	-	28

## First Quarter

NEB - Newby 8yd rush (Lindsay kick), 9:42  
NEB - Newby 5yd rush (Lindsay kick), 4:28

## Second Quarter

NEB - Westerkamp 4yd rec fr Fyfe (Lindsay kick), 0:17

## Third Quarter

NEB - Newby 1yd rush (Lindsay kick), 3:30

## Fourth Quarter

UMD - D.J. Moore 92yd rec fr Bortenschlager (Greene kick), 12:22

TEAM STATISTICS	MD	NEB
First Downs	9	28
Rushes-Yards	25-11	45-181
Comp-Att-Int	15-31-0	23-37-0
Passing Yards	196	220
Total Offense Plays-Yards	56-207	82-401
Fumble Returns-Yards	0-0	0-0
Punt Returns-Yards	2-5	2-16
Interception Returns-Yards	0-0	0-0
Punts-Average	8-40.4	5-44.4
Fumbles-Lost	5-0	1-0
Penalties-Yards	5-65	2-20
Third-Down Conversions	4-15	8-17
Fourth-Down Conversions	1-3	2-3
Red-Zone Scores-Chances	0-0	4-5
Sacks By-Yards Lost	3-25	5-45
Time of Possession	21:00	39:00

## INDIVIDUAL STATISTICS

**RUSHING** - Maryland: Johnson 7-21-0, Brown 3-13-0, Funk 1-1-0, Goins 2-1-0, Pigrome 1-(-1)-0, Bortenschlager 11-(-22)-0; Nebraska: Newby 22-98-3, Bryant 13-56-0, Reilly 3-16-0, Fyfe 5-10-0, Pierson-EI 1-7-0.

**PASSING** - Maryland: Bortenschlager 14-29-0-191-1, Lees 1-1-0-5-0, Rowe 0-1-0-0-0; Nebraska: Fyfe 23-37-0-220-1.

**RECEIVING** - Maryland: Moore 6-124-1, L. Jacobs 4-35-0, Morgan 2-9-0, Brown 1-18-0, Funk 1-5-0, Goins 1-5-0; Nebraska: Westerkamp 8-85-1, Reilly 4-49-0, More 4-15-0, Newby 2-16-0, Carter 1-14-0, Bryant 1-13-0, Pierson-EI 1-10-0, Reimers 1-10-0, Morgan 1-8-0.

**TACKLES** - Maryland: Ross 7-6-13, Cockerille 5-6-11, Savage 5-6-11, Carter 3-6-9, Hill 5-2-7, R. Davis 4-3-7, Jackson 2-4-6, Burkett 4-1-5, Walker 3-1-4, Braglio 2-2-4, Aniebonam 1-2-3, Ukandu 1-2-3, Goins 1-0-1, I. Davis 1-0-1, Lees 1-0-1, A. Brooks 1-0-1, J. Brooks 0-1-1; Nebraska: Banderas 0-9-9, Rose-Ivey 3-3-6, Kalu 4-1-5, Akinmoladun 2-3-5, K. Williams 3-1-4, A. Williams 3-1-4, Gerry 2-2-4, Simpson 2-1-3, Reed 1-1-2, Dzuris 1-1-2, Stollenberg 0-2-2, Weber 0-2-2, Newby 1-0-1, Brown 1-0-1, Zlab 1-0-1, Davis 1-0-1, Jackson 1-0-1, Barry 0-1-1, Natter 0-1-1, McNitt 0-1-1, Joseph 0-1-1, Jones 0-1-1.

ATT- 89,704 - WEATHER - 37 degrees, sunny

## GAME12

Nov. 26, 2016

## Maryland 31, Rutgers 13

**COLLEGE PARK** — A big day by Ty Johnson and big plays all around propelled Maryland to a 31-13 victory over Rutgers Saturday afternoon at Capital One Field at Maryland Stadium.

The victory is the sixth of the season for the Terps (6-6, 3-6 Big Ten), making them bowl eligible in head coach DJ Durkin's first season in College Park.

Johnson led the way for the Terrapins rushing for 168 yards on 11 carries, including runs of 55 and 47 yards. Overall, eight Maryland rushers gained 318 yards on 45 carries: the team's third highest rushing total of the season.

Maryland opened the game with a 35-yard kick off return by DJ Moore, but the big plays were just beginning. It took the Terps just two plays, both runs by Kenneth Goins Jr., to go 55 yards to open up a 7-0 lead on the Scarlet Knights just 47 seconds into the game.

The Maryland defense forced Rutgers to punt on its first two possessions and the Terrapins' special teams made the Scarlet Knights pay on the second one. Michael Cintron got away a 48-yard punt to the waiting Teldrick Morgan, who took a hit right as he caught the ball. Morgan didn't go down, however, and proceeded to weave through a couple of Scarlet Knight tacklers and then just out-ran the rest of Rutgers' squad down the left sideline for an 83-yard return for a TD.

The big play was Maryland's best weapon on its next scoring drive. Perry Hills connected with Levern Jacobs on a 25-yard completion, which setup a 28-yard scoring run by Tyrrell Pigrome with 5:09 left in the first half.

The big plays continued on the Terrapins' ensuing drive as Ty Johnson ripped off a 55-yard run down the right sideline to the Rutgers' 15-yard line. However, the drive ended with a missed 34-yard field goal.

Maryland responded to the Rutgers score with another big play from Ty Johnson, who dashed 47 yards up the middle on the Terps' first play of their ensuing drive. Andrew Stefanelli capped off the 5-play, 75-yard drive with his 1-yard plunge for his first career TD.

	1ST	2ND	3RD	4TH	-	FINAL
RUTGERS (2-10, 0-9)	0	7	6	0	-	13
MARYLAND (6-6, 3-6)	14	7	7	3	-	31

## First Quarter

UMD - Goins 46yd run (Greene kick), 14:13  
UMD - Morgan 83yd punt return (Greene kick), 7:25

## Second Quarter

RU - Martin 1yd run (Bonagura kick), 10:42  
UMD - Pigrome 28yd run (Greene kick), 5:09

## Third Quarter

RU - Goodwin 28yd run (Bonagura kick blocked), 4:48

UMD - Stefanelli 1yd run (Greene kick), 2:38

## Fourth Quarter

UMD - Shinsky 41yd FG, 2:56

TEAM STATISTICS	RU	MD
First Downs	22	17
Rushes-Yards	40-147	45-318
Comp-Att-Int	22-40-0	9-16-0
Passing Yards	203	96
Total Offense Plays-Yards	80-350	61-414
Fumble Returns-Yards	0-0	0-0
Punt Returns-Yards	1-3	3-113-1
Interception Returns-Yards	0-0	0-0
Punts-Average	6-38.2	4-39.2
Fumbles-Lost	1-1	0-0
Penalties-Yards	3-25	9-60
Third-Down Conversions	7-18	4-13
Fourth-Down Conversions	1-3	1-2
Red-Zone Scores-Chances	1-2	1-3
Sacks By-Yards Lost	4-31	7-57
Time of Possession	29:49	30:11

## INDIVIDUAL STATISTICS

**RUSHING** - Maryland: Johnson 11-168-0, Goins 10-81-1, Pigrome 1-28-1, Moore 3-26-0, Funk 2-11-0, Hills 10-8-0, Stefanelli 1-1-1, Brown 7-(-5)-0; Rutgers: Goodwin 10-86-1, Martin 14-73-1, Balfanz 2-(-1)-0, Rescigno 14-(-11)-0.

**PASSING** - Maryland: Hills 9-15-0-96-0, Pigrome 0-1-0-0-0; Rutgers: Rescigno 22-39-0-203-0.

**RECEIVING** - Maryland: L. Jacobs 2-37-0, Lane 2-23-0, Brown 2-16-0, Johnson 1-11-0, Culmer 1-5-0, Moroe 1-4-0; Rutgers: Patton 6-69-0, Harris 6-62-0, Goodwin 5-40-0, Agudosi 1-14-0, Tsimis 1-8-0, Martin 1-5-0, Flanagan 1-3-0, Bailey 1-2-0.

**TACKLES** - Maryland: Carter 8-7-15, Cockerille 5-5-10, R. Davis 5-2-7, Ross 5-1-6, Savage 4-2-6, Jackson 5-0-5, Hill 3-2-5, Burtlett 3-1-4, Opara 2-1-3, Walker 1-2-3, Ukandu 0-3-3, Aniebonam 2-0-2, Funk 2-0-2, Braglio 1-0-1, Tanyi 1-0-1, Ellis 0-1-1, Saine 0-1-1; Rutgers: Russell 2-10-12, Roberts 2-7-9, Hampton 6-2-8, Morris 5-3-8, Cioffi 1-5-6, Hamilton 0-6-6, Pinnix-Odrick 2-3-5, Wharton 3-0-3, Hester 2-1-3, Davis 0-3-3, Turay 2-0-2, Margolis 1-1-2, Hayes 1-1-2, Patton 1-0-1, Gray 1-0-1, Austin 0-1-1, Bateky 0-1-1, Johnson 0-1-1, Matthews 0-1-1, Carter 0-1-1, Joseph 0-1-1, Sneed 0-1-1, Harris 0-1-1, Agudosi 0-1-1, Bailey 0-1-1.

ATT- 30,220 - WEATHER - 47 degrees, cloudy

# GAME13

Dec. 26, 2016 - Quick Lane Bowl

## Boston College 36, Maryland 30

DETROIT, Mich. — Sophomore running back Ty Johnson ran for 159 yards on 15 carries, but Boston College edged past the Maryland football team, 36-30, in the Quick Lane Bowl on Monday.

Johnson's big day propelled him past the 1,000 yard rushing mark for the season, becoming just the ninth Terp and first since Da'Rel Scott (2008) to reach the milestone. He also became just the eighth player in school history to post five 100-yard rushing performances in a single-season.

The Terrapins (6-7) had the ball at their 35-yard line with 1:48 left and trailing by six points, but didn't gain a yard before Harold Landry helped to finish them off with a possession-ending sack.

Boston College was ahead 29-13 at halftime after Patrick Towles threw a 49-yard TD pass to Michael Walker. On a reverse and pass from receiver Jeff Smith, the quarterback scored on a 20-yard TD catch in the second quarter.

The Terrapins made some big plays on offense, but four turnovers, sacks and poor field position proved to be costly. In the first half, Perry Hills threw an interception, lost a fumble and was sacked four times. On the Terrapins' first snap of the second half, Hills handed off to Johnson and the running back's fumble was recovered in the end zone by Boston College.

Maryland turned it around on their next drive, however, as Perry Hills found Teldrick Morgan wide open down the right sideline for a 63-yard touchdown pass. After forcing a BC 3-and-out, Hill again connected on a long ball - this time to Levern Jacobs for a 52-yard score which brought the Terps within nine points, 36-27.

With 4:02 left, the Terrapins got to the Boston College 1 with a chance to cut into their nine-point deficit and Hills lost a fumble after bobbling a snap. They got the ball back less than a minute later when Boston College's Jon Hilliman fumbled at his 6, and were forced to settle for a field goal.

	1ST	2ND	3RD	4TH	-	FINAL
MARYLAND (6-7, 3-6)	0	13	14	3	-	30
BOSTON COLL (7-6, 2-6)	6	23	7	0	-	36

### First Quarter

BC - Hilliman 1yd rush (Knoll kick blocked), 6:47

### Second Quarter

BC - Sweeney 2yd rec fr Towles (Knoll kick), 13:40

BC - Knoll 22yd FG, 10:32

MD - Johnson 62yd run (Greene kick), 9:20

BC - Towles 20yd rec fr Smith (Knoll kick), 7:29

MD - Johnson 30yd run (K. Goins pass failed), 6:36

BC - Walker 49yd rec fr Towles (Knoll kick failed), 0:35

### Third Quarter

BC - Kavalec 0yd fumble recovery (Knoll kick), 13:24

MD - Morgan 63yd rec fr Hills (Greene kick), 12:48

MD - L. Jacobs 52yd rec fr Hills (Greene kick), 10:05

### Fourth Quarter

MD - Greene 23yd FG, 2:55

### TEAM STATISTICS

	MD	BC
First Downs	17	15
Rushes-Yards	34-128	52-177
Comp-Att-Int	15-35-1	11-23-1
Passing Yards	229	171
Total Offense Plays-Yards	69-357	75-348
Fumble Returns-Yards	0-0	1-7-1
Punt Returns-Yards	4-9	3-5
Interception Returns-Yards	1-30	1-20
Punts-Average	7-39.6	8-38.9
Fumbles-Lost	5-3	4-1
Penalties-Yards	11-86	6-46
Third-Down Conversions	4-15	4-19
Fourth-Down Conversions	0-2	1-2
Red-Zone Scores-Chances	1-2	4-4
Sacks By-Yards Lost	5-19	8-57
Time of Possession	26:45	33:15

### INDIVIDUAL STATISTICS

**RUSHING** - Maryland: Johnson 15-159-2, Moore 2-7-0, Goins 2-5-0, Brown 1-4-0, Morgan 1-(-6)-0, Hills 13-(-41)-0, BC: Hilliman 29-79-1, Willis 2-74-0, Smith 4-15-0, Towles 12-14-0, Rouse 2-1-0.

**PASSING** - Maryland: Hills 15-35-1-229-2; BC: Towles 10-22-1-151-2, Smith 1-1-0-20-1.

**RECEIVING** - Maryland: L. Jacobs 4-71-1, Morgan 3-90-1, Moore 3-40-0, Johnson 2-15-0, Brown 1-14-0, Hayward 1-0-0, Goins 1-(-1)-0; BC: Walker 3-63-1, Callinan 3-45-0, Sweeney 2-26-1, Towles 1-20-1, Idrizi 1-13-0, Smith 1-4-0.

**TACKLES** - Maryland: Carter 7-0-7, I. Davis 7-0-7, Ukandu 5-1-6, Hill 5-0-5, Ross 4-1-5, Braglio 4-0-4, Walker 4-0-4, Burkett 3-0-3, Aniebonam 3-0-3, Savage 3-0-3, J. Brooks 3-0-3, L. Jacobs 2-1-3, R. Davis 2-0-2, Kulka 1-1-2, Goins 1-0-1, Shaw 1-0-1, Egbuaba 1-0-1, Ellis 1-0-1, Lane 0-1-1, Opara 0-1-1.

ATT- 19,117 - WEATHER - Indoors

The Last Time ...

**Kickoff Returned for TD**

Maryland – William Likely (100 yards) at Iowa, 10-31-15  
Opponent – Natrele Jamerson (98 yards), Wisconsin, 11-07-15

**Blocked Punt Returned for TD**

Maryland – Trey Edmunds (13 yards), Howard, 09-03-16  
Opponent – David Carter (10 yards), W. Virginia, 09-19-98

**Punt Returned for TD**

Maryland – Telrick Morgan (83 yards) vs. Rutgers, 11-26-16  
Opponent – Nick Williams (58 yards), Connecticut, 09-17-12

**Interception Returned for TD**

Maryland – Jermaine Carter, Jr. (14 yards) at FIU, 09-09-16  
Opponent – Riley Bullough (44 yards), at Michigan State, 11-14-15

**Two Interceptions Returned for TD**

Maryland – R. Donohue (25 yards), K. Tate (8 yards), vs. W. Forest, 10-30-10  
Opponent – N/A

**Fumble Returned for TD**

Maryland – Dexter McDougle (66 yards), NC State, 11-26-11  
Opponent – Auggie Sanchez (21 yards), USF, 09-06-14

**Recorded a Safety**

Maryland – at Connecticut, 09-14-13 (M. Whitfield forces intentional grounding on Connecticut quarterback Chandler Whitmer)  
Opponent – West Virginia, 9-13-14 (Blocked punt rolled through the back of the end zone)

**Blocked a Punt**

Maryland – Lorenzo Harrison, at Penn State, 10-08-16  
Opponent – Aaron Mends, at Iowa, 10-31-15

**Blocked Two Punts**

Maryland – L. Williams and N. Peterson vs. Wake Forest, 10-30-10  
Opponent – N/A

**Blocked a Field Goal**

Maryland – JC Jackson at Nebraska, 11-19-16  
Opponent – Markus Kuhn, NC State, 11-26-11

**Blocked a PAT**

Maryland – Chandler Burkett, vs. Boston College, 12-26-16  
Opponent – Antoni Allison, East Carolina, 12-29-10

**Player Passed for 6 TDs**

Maryland – None  
Opponent – Matt Johnson (5, 58, 5, 27, 44, 14), vs BG, 09-12-15

**Player Scored 5 TDs**

Maryland – Bob Shemonski (22 rush, 26 rush, 82 PR, 4 rush, 8 rush) vs. Va. Tech, 11-07-50  
Opponent – Bernard Pierce (1 rush, 9 rush, 4 rush, 44 rush, 13 rush) vs. Temple, 09-24-11

**Player Passed for 5 TDs**

Maryland – Scott Milanovich (5, 14, 27, 5, 12) vs. NC State, 11-5-94  
Opponent – Matt Johnson (5, 58, 5, 27, 44, 14), vs BG, 09-12-15

**Player Scored 4 TDs**

Maryland – D.J. Adams (1 rush, 1 rush, 1 rush, 4 rush) vs. East Carolina, 12-29-10  
Opponent – Bernard Pierce (1 rush, 9 rush, 4 rush, 44 rush, 13 rush) vs. Temple, 09-24-11

**Player Scored 4 Rushing TDs**

Maryland – D.J. Adams (1, 1, 1, 4) vs. East Carolina, 12-29-10  
Opponent – Bernard Pierce (1 rush, 9 rush, 4 rush, 44 rush, 13 rush) vs. Temple, 09-24-11

**Player Passed for 4 TDs**

Maryland – Caleb Rowe (1, 70, 12, 22) vs USF, 09-19-15  
Opponent – Chris Laviano (6, 6, 7, 1), at Rutgers, 11-28-15

**Player Scored 3 TDs**

Maryland – Brandon Ross (16 rush, 1 rush, 80 rush) at Rutgers, 11-28-15  
Opponent – T. Newby (8 rush, 5 rush, 1 rush) at Nebraska, 11-19-16

**Player Scored 3 Rushing TDs**

Maryland – Brandon Ross (79 rush, 22 rush, 75 rush) vs. IND, 11-21-15  
Opponent – T. Newby (8 rush, 5 rush, 1 rush) at Nebraska, 11-19-16

**Five Players Scored a Rushing TD**

Maryland – K. Goins, T. Edmunds, T. Johnson, L. Harrison, T. Pigrome, J. Funk - 6 players, Howard, 09-03-16  
Opponent – D. Redding, T. Natee, Z. Diamont, M. Paige, R. Lagow; at Indiana, 10-29-16

**Player Passed for 3 TDs**

Maryland – Perry Hills (45, 9, 40) at FIU, 09-09-16  
Opponent – Chris Laviano (6, 6, 7, 1), at Rutgers, 11-28-15

**Player Scored 3 Receiving TDs**

Maryland – Torrey Smith (11, 10, 12, 71) vs NC State, 11-27-10  
Opponent – Tavon Austin (44, 24, 34) vs. West Virginia, 09-22-12

**Three Players Scored 2 TDs**

Maryland – Jermaine Lewis (5 rec, 27 rec), Mancel Johnson (14 rec, 12 rec), Geroy Simon (94 KOR, 5 rec) vs. NC State, 11-05-94  
Opponent – Kelvin Benjamin (1 rush, 17 rush), Nick O'Leary (8 rec., 12 rec.), Karlos Williams (1 run, 17 run), Florida State, 10-05-13

**Two Players Scored 2 TDs**

Maryland – Ty Johnson (8 rush, 48 rush), Telrick Morgan (11 rec, 5 rec) vs. Purdue, 10-01-16  
Opponent – J.T. Barrett (4 rush, 1 rush), C. Samuel (2 rush, 5 rush), vs. Ohio State, 11-12-16

**Touchdown Pass By a Non-Quarterback**

Maryland – S. Diggs, 8-yarder to M. Furstenburg, at UNC, 11-24-12  
Opponent – J. Smith, 20-yds to P. Towles, vs. BC, 12-26-16

**Player Scored Offensive & Spec. Tms. TD**

Maryland – T. Edmunds (rush, blocked punt return), Howard, 09-03-16

**50-Yd. Field Goal**

Maryland – Brad Craddock (50 yards), vs. Rutgers, 11-29-14  
Opponent – Griffin Oakes (58 yards), Indiana, 09-27-14

**45-Yd. Field Goal**

Maryland – Brad Craddock (50 yards), vs. Rutgers, 11-29-14  
Opponent – Tyler Durbin (45 yards), vs. Ohio State, 11-12-16

**Five Field Goals**

Maryland – Dale Castro (45, 29, 18, 32, 42) vs. Mississippi State, 09-22-79  
Opponent – Nicholas Setta (51, 32, 18, 46, 24), Notre Dame, 08-31-02

**Four Field Goals**

Maryland – Nick Ferrara (24, 29, 28, 32) vs. Miami, 09-05-11  
Opponent – Griffin Oakes (21, 19, 48, 36), Indiana, 11-21-15

**Three Field Goals**

Maryland – Brad Craddock (44, 27, 29) vs Penn State, 10-24-15  
Opponent – Griffin Oakes (21, 19, 48, 36), Indiana, 11-21-15

**Three Field Goals 45 Yards or More**

Maryland – None  
Opponent – Sam Ficken (47, 46, 48), Penn State, 11-01-14

**Three Field Goals 40 Yards or More**

Maryland – None  
Opponent – Sam Ficken (47, 46, 48), Penn State, 11-01-14

**Two Field Goals 45 Yards or More**

Maryland – Brad Craddock (48, 48) at Indiana, 09-27-14  
Opponent – Sam Ficken (47, 46, 48), Penn State, 11-01-14

**Two Field Goals 40 Yards or More**

Maryland – Brad Craddock (48, 48) at Indiana, 09-27-14  
Opponent – Sam Ficken (47, 46, 48), Penn State, 11-01-14

**Four Field Goals 30 Yards or More**

Maryland – Nick Novak (54, 34, 31, 48) vs. Duke, 10-11-03  
Opponent – None

**Three Field Goals 30 Yards or More**

Maryland – Brad Craddock (34, 31, 30) vs. Richmond, 09-05-15  
Opponent – Sam Ficken (47, 46, 48), Penn State, 11-01-14

**Two-Point Conversion by Rush**

Maryland – Kenneth Goins, Michigan State, 10-22-16  
Opponent – Drew Duzdik, James Madison, 09-12-09

**Two-Point Conversion by Pass**

Maryland – Caleb Rowe to Kenneth Goins vs. Purdue, 10-01-16  
Opponent – Jack Rudock to Khalid Hill, Michigan, 10-03-15

**Missed PAT (kick)**

Maryland – Adam Greene, Michigan State, 10-22-16  
Opponent – David Scully, Georgia Tech, 11-3-12

**Defensive Extra-Point**

Maryland – A. Nixon (98-yd. PAT return) vs. Boston College, 11-23-13  
Opponent – L. Grant (100-yd. Interception return), Duke, 10-26-96

**40 Rushing Attempts**

Maryland – Charlie Wysocki (50-217) at Duke, 10-25-80  
Opponent – Montel Harris (41-142), Boston College, 11-28-09

**30 Rushing Attempts**

Maryland – Lance Ball (32-109), vs. Boston College, 11-10-07  
Opponent – Saquon Barkley (31-202), at Penn State, 10-08-16

**30 Rushing Attempts in One Half**

Maryland – Charlie Wysocki (32) at Duke, 10-25-80

**300 Rushing Yards**

Maryland – LaMont Jordan (37-306) vs. Virginia, 11-20-99  
Opponent – John Leach (46-329), Wake Forest, 11-20-93

**200 Rushing Yards**

Maryland – Ty Johnson (7-204) vs. Purdue 10-01-16  
Opponent – Saquon Barkley (31-202), at Penn State, 10-08-16

**150 Rushing Yards**

Maryland – Ty Johnson (15-159) vs. Boston College 12-26-16  
Opponent – Saquon Barkley (31-202), at Penn State, 10-08-16

**150 Rushing Yards by a Quarterback**

Maryland – Perry Hills (25-170) at Ohio State, 10-10-15

**100 Rushing Yards**

Maryland – Ty Johnson (15-159) vs. Boston College 12-26-16  
Opponent – De'Veon Smith (19-114), at Michigan, 11-05-16

**100 Rushing Yards in 1st Half**

Maryland – Ty Johnson (9-106), vs. Boston College, 12-26-16  
Opponent – Saquon Barkley (19-148), at Penn State, 10-08-16

**100 Rushing Yards by a Quarterback**

Maryland – Perry Hills (19-104) at Iowa, 10-31-15  
Opponent – Terrel Hunt (23-156), Syracuse, 09-20-14

**Two Players with 100 Rushing Yards**

Maryland – T. Johnson (115) and L. Harrison (105), MSU, 10-22-16  
Opponent – D. Redding (130), T. Natee (111), Z. Diamont (104), at Indiana, 10-22-16

**Three Players with 100 Rushing Yards**

Maryland – Richard Jennings (136), Steve Atkins (126) and Jamie Franklin (105) vs. Virginia, 11-22-75  
Opponent – D. Redding (130), T. Natee (111), Z. Diamont (104), at Indiana, 10-22-16

## The Last Time ...

**90-Yd. TD Run**

Maryland – Da'Rel Scott (91) vs. East Carolina, 12-29-10

**80-Yd. TD Run**

Maryland – Brandon Ross (80) at Rutgers, 11-28-15

**75-Yd. TD Run**

Maryland – Brandon Ross (80) at Rutgers, 11-28-15

**75-Yd. Non-Scoring Run**

Maryland – Ty Johnson (76) vs. Purdue 10-01-16

**50-Yd. Non-Scoring Run**Maryland – Ty Johnson (55) vs. Rutgers 11-26-16  
Opponent – Ty Isaac (53), at Michigan, 11-05-16**50-Yd. TD Run**Maryland – Ty Johnson (62), vs. Boston College, 12-26-16  
Opponent – Zander Diamont (52), at Indiana, 10-22-16**50 Pass Attempts**Maryland – Danny O'Brien (34-52-3, 289, 1 TD) vs. WVU, 09-17-11  
Opponent – M. Johnson (36-55-1, 491, 6 TDs), vs. Bowling Green, 09-12-15**40 Pass Attempts**Maryland – C.J. Brown (20-43-3) vs. Michigan State, 11-15-14  
Opponent – D. Blough (18-41-0, 132, 1 TD), vs. Purdue, 10-01-16**35 Pass Attempts**Maryland – P. Hills (15-35-1-229-1) vs. Boston College, 12-26-16  
Opponent – G. Rescigno (22-39-0-203-0) vs. Rutgers, 11-26-16**40 Pass Completions**

Maryland – Scott Milanovich (46-62-1, 380, 1 TD) at Florida St., 11-18-95

**30 Pass Completions**Maryland – Danny O'Brien (34-52-3, 289, 1 TD) vs. WVU, 09-17-11  
Opponent – M. Johnson (36-55-1, 491, 6 TDs), vs. Bowling Green, 09-12-15**25 Pass Completions**Maryland – Danny O'Brien (34-52-3, 289, 1 TD) vs. WVU, 09-17-11  
Opponent – M. Johnson (36-55-1, 491, 6 TDs), vs. Bowling Green, 09-12-15**400 Passing Yards**Maryland – Danny O'Brien (417) vs. NC State, 11-27-10  
Opponent – Matt Johnson (491), vs. Bowling Green, 09-12-15**300 Passing Yards**Maryland – Caleb Rowe (332) vs. Virginia, 10-26-13  
Opponent – Wilton Speight (362) at Michigan, 11-05-16**250 Yards Passing**Maryland – Caleb Rowe (297) vs. USF, 09-19-15  
Opponent – J.T. Barrett (253), vs. Ohio State, 11-12-16**10 Receptions**Maryland – Levern Jacobs (10-82), vs. Minnesota, 10-15-16  
Opponent – Roger Lewis (15-200), vs. Bowling Green, 09-12-15**Two Players with 10 Receptions**Maryland – W. Williams (11-84) and G. Simon (10-80) at SYR, 11-19-94  
Opponent – K. White (13-216) and M. Alford (11-131), WVU, 9-13-14**100 Receiving Yards**Maryland – D.J. Moore (6-124), at Nebraska, 11-19-16  
Opponent – Jehu Chesson (5-112), at Michigan, 11-05-16**Two Players with 100 Receiving Yards**Maryland – S. Diggs (6-112) and D. Long (10-108) at Indiana, 09-27-14  
Opponent – Lewis (15-200) and Rhodes (2-108) vs. BGU, 09-12-15**Player w/ 100 Rushing Yds and 100 Receiving Yds**Opponent – Mikell Simpson (Rushing: 16-119; Receiving: 13-152),  
Virginia, 10-20-07**Three Players with 100 Receiving Yards**Maryland – J. Kremus (119), M. Johnson (106) and R. Weaver (105) at  
Wake Forest, 11-20-93  
Opponent – J. Grant (8-105), L. Carroo (6-104-2), A. Patton (8-101-2),  
Rutgers, 11-29-14**200 Receiving Yards**Maryland – Torrey Smith (14-224), NC State, 11-27-10  
Opponent – Roger Lewis (15-200), vs. Bowling Green, 09-12-15**90-Yard TD Reception**Maryland – M. Bortenschlager to D.J. Moore (92), at Nebraska, 11-19-16  
Opponent – S. Halloran to Troy Stradford (90), Boston College, 10-11-86**80-Yard TD Reception**Maryland – M. Bortenschlager to D.J. Moore (92), at Nebraska, 11-19-16  
Opponent – Josh Padrick to Samuel Smith (89), FIU, 09-23-06**75-Yard Non-Scoring Reception**Maryland – Caleb Rowe to Brandon Ross (77) vs. Virginia, 10-12-13  
Opponent – C. Randolph to Jax Landfried (78), Wake Forest, 12-30-02**75-Yard TD Reception**Maryland – M. Bortenschlager to D.J. Moore (92), at Nebraska, 11-19-16  
Opponent – C. Whitmer to S. Phillips (75), Connecticut, 09-14-13**50-Yard Non-Scoring Reception**Maryland – P. Hills to T. Morgan (51), at UCF, 09-17-16  
Opponent – W. Speight to C. Evans (56) at Michigan, 11-05-16**50-Yard TD Reception**Maryland – P. Hills to T. Morgan (63) vs. Boston College, 12-26-16  
Opponent – T. McSorley to D. Thompkins (70) at Penn State, 10-08-16**Player Recorded 15 or More Tackles**Maryland – Jermaine Carter (15) vs. Rutgers, 11-26-16  
Opponent – Danzel White (15), Towson, 10-01-11**Player Recorded 20 or More Tackles**Maryland – Cole Farrand (23) vs. Clemson, 10-26-13  
Opponent – N/A**Player Recorded 3.0 or More Sacks**Maryland – Yannick Ngakoue (3.0) vs. Bowling Green, 09-12-15  
Opponent – Jeremiah Attaochu (3.0) vs. Georgia Tech, 11-3-12**Player Recorded 2.0 or More Sacks**Maryland – Shane Cockerille (2.0), at Nebraska, 11-19-16  
Opponent – Marcus Oliver (2.5), at Indiana, 10-22-16**Team Gained 300 Rushing Yards**Maryland – Rutgers (318), 11-26-16  
Opponent – at Indiana (414), 10-22-16**Team Gained 400 Rushing Yards**Maryland – Purdue (400), 10-01-16  
Opponent – at Indiana (414), 10-22-16**Team Failed to Gain 100 Rushing Yards**Maryland – at Nebrsaka (11), 11-19-16  
Opponent – Purdue (10), 10-01-16**Team Failed to Gain 50 Rushing Yards**Maryland – at Nebrsaka (11), 11-19-16  
Opponent – Purdue (10), 10-01-16**Team Failed to Gain 25 Rushing Yards**Maryland – at Nebrsaka (11), 11-19-16  
Opponent – Purdue (10), 10-01-16**Team Gained 300 Passing Yards**Maryland – at Indiana (361), 09-27-14  
Opponent – Ohio State (328), 11-12-16**Team Gained 400 Passing Yards**Maryland – vs. NC State, (417), 11-27-10  
Opponent – Bowling Green (491), 09-12-15**Team Gained 500 Passing Yards**Maryland – None  
Opponent – West Virginia (511), 9-13-14**Team Failed to Gain 100 Passing Yards**Maryland – Rutgers (96), 11-26-16  
Opponent – Minnesota (82), 10-15-16**Team Failed to Gain 50 Passing Yards**Maryland – at Clemson (41), 11-10-12  
Opponent – Georgia Tech (31), 11-3-12**Team Gained 400 Yards of Total Offense**Maryland – Rutgers (414), 11-26-16  
Opponent – at Nebraska (401), 11-19-16**Team Gained 500 Yards of Total Offense**Maryland – at Indiana (517), 10-22-16  
Opponent – Ohio State (581), 11-12-16**Team Gained 600 Yards of Total Offense**Maryland – at Rutgers (656), 11-28-15  
Opponent – at Michigan (660), 11-05-16**Team Failed to Gain 200 Yards of Total Offense**Maryland – Ohio State (143), 11-12-16  
Opponent – West Virginia (175), 09-21-13**Team Failed to Gain 125 Yards of Total Offense**

Maryland – Michigan (105), 10-03-15

**Scored 50 Points or more**Maryland – Purdue (50), 10-01-16  
Opponent – Ohio State (62), 11-12-16**Scored 50 Points or more (Conf. Game)**Maryland – Purdue (50), 10-01-16  
Opponent – Ohio State (62), 11-12-16**Came back from a 21-pt deficit**

Maryland – at Rutgers, trailed 31-10 in 2Q, 11-28-15

**Shutout**Maryland – Michigan (0-28), 10-03-15  
Opponent – West Virginia (37-0), 09-21-13**Shutout (Conference Game)**Maryland – Michigan (0-28), 10-03-15  
Opponent – Wake Forest (26-0), 10-18-08**Terps Played in an Overtime Game**at UCF (W, 2ot, 30-24), 09-17-16  
*All-time record in overtime games, 6-3 (2-0 at home, 4-3 on the road)***Team Scored 28 Points or More In a Qtr**Maryland – vs. Rutgers (28, 2nd Qtr.), 11-29-14  
Opponent – Bowling Green (28, 4th Qtr.), 09-12-15**Team Scored 21 Points or More In a Qtr**Maryland – Purdue (21, 2nd Qtr.), 10-01-16  
Opponent – Boston College (23, 2nd Qtr.), 12-26-16**A Player Started on Both Sides of the Ball**

Maryland – William Likely (CB, WR; at FIU), 09-09-16\*

\*Likely was also the PR and KR

## MARYLAND SINGLE GAME, SEASON &amp; CAREER RECORDS

## RUSHING RECORDS

## Career Yards

1. LaMont Jordan, 1997-00	4,147
2. Charlie Wysocki, 1978-81	3,317
3. Steve Atkins, 1975-78	2,971
4. Brandon Ross, 2012-15	2,543
5. Lance Ball, 2004-07	2,487
6. Bruce Perry, 1999, 2001-03	2,424
7. Rick Badanjek, 1982-85	2,417
8. Davin Meggett, 2008-11	2,411
9. Da'Rel Scott, 2007-10	2,401
10. Louis Carter, 1972-74	2,266
11. Alvin Blount, 1983-86	2,158
12. Willie Joyner, 1980-83	2,140
13. Josh Allen, 2002-03, 2005-06	1,958
14. Billy Lovett, 1966-68	1,913
15. Ed Modzelewski, 1949-51	1,893

## Season Yards

1. LaMont Jordan (Jr.), 1999	1,632
2. Charlie Wysocki (Jr.), 1980	1,359
3. Steve Atkins (Sr.), 1978	1,261
4. Bruce Perry (So.), 2001	1,242
5. Chris Downs (Sr.), 2002	1,154
6. Charlie Wysocki (So.), 1979	1,140
7. Da'Rel Scott (So.), 2008	1,133
8. Willie Joyner (Jr.), 1982	1,039
9. <b>Ty Johnson (So.), 2016</b>	<b>1,004</b>
10. Louis Carter (Sr.), 1974	991
11. Billy Lovett (Sr.), 1968	963
12. Brandon Ross (Sr.), 2015	958
13. Art Seymore (So.), 1970	945
14. Josh Allen (So.), 2003	922
15. LaMont Jordan (Sr.), 2000	920

## Single-Game Yards (200-yd games)

1. LaMont Jordan vs. Virginia, 1999	306
2. Bruce Perry vs. Wake Forest, 2001	276
3. Josh Allen vs. Virginia, 2003	257
4. Brandon Ross vs. Indiana, 2015	250
5. Willie Joyner vs. No. Carolina, 1982	240
6. Bruce Perry vs. Wake Forest, 2003	237
George Scott vs. Villanova, 1977	237
8. LaMont Jordan vs. Duke, 1999	227
9. Charlie Wysocki vs. Louisville, 1979	222
10. Rick Badanjek vs. Virginia, 1984	217
11. Charlie Wysocki vs. Duke, 1980	216
12. Steve Atkins vs. Syracuse, 1976	215
13. Alvin Blount vs. Clemson, 1984	214
14. Louis Carter vs. Virginia, 1974	213
15. Chris Downs vs. Georgia Tech, 2002	212
16. <b>Ty Johnson vs. Purdue, 2016</b>	<b>204</b>
17. Charlie Wysocki vs. Virginia, 1979	202
18. Da'Rel Scott vs. East Carolina, 2010	200

## Career Touchdowns

1. Rick Badanjek, 1982-85	44
2. LaMont Jordan, 1997-2000	36
3. Steve Atkins, 1975-78	31
4. Lance Ball, 2004-07	26
Charlie Wysocki, 1978-81	26
6. Louis Carter, 1972-74	25
C.J. Brown, 2011-14	25
8. Josh Allen, 2002-03, 2005-06	21
Ed Modzelewski, 1949-51	21
10. Brandon Ross, 2012-15	19
Keon Lattimore, 2004-07	19
Buddy Rodgers, 1994-97	19
13. Davin Meggett, 2008-11	18
Tommy Neal, 1983-86	18
Ed Vereb, 1953-55	18
Bob Shemonski, 1949-51	18
Da'Rel Scott, 2007-10	17
Bruce Perry, 1999, 2001-2003	17

## Season Touchdowns

1. LaMont Jordan (Jr.), 1999	16
2. Rick Badanjek (Jr.), 1984	15
Bob Shemonski (Jr.), 1950	15
4. Louis Carter (Jr.), 1973	14
Ed Vereb (Sr.), 1955	14
6. Keon Lattimore (Sr.), 2007	13
Chris Downs (Sr.), 2002	13
8. C.J. Brown (Sr.), 2013	12
Lance Ball (Sr.), 2007	12
Rick Badanjek (Sr.), 1985	12
11. D.J. Adams (Fr.), 2010	11
LaMont Jordan (Sr.), 2000	11
Charlie Wysocki (Jr.), 1980	11
Ed Modzelewski (Sr.), 1951	11
Lu Gambino (Sr.), 1947	11

## Single-Game Touchdowns

1. Bob Shemonski vs. Va. Tech, 1950	5
2. D.J. Adams vs. East Carolina, 2010	4
Chris Downs vs. North Carolina, 2002	4
LaMont Jordan vs. Clemson, 1999	4
Charlie Wysocki vs. Virginia, 1981	4
6. Brandon Ross at Rutgers, 2015	3
Brandon Ross vs. Indiana, 2015	3
C.J. Brown vs. James Madison, 2014	3
C.J. Brown vs. NC State, 2013	3
D.J. Adams vs. Virginia, 2010	3
Lance Ball vs. Georgia Tech, 2007	3
Keon Lattimore vs. Villanova, 2007	3
Chris Downs vs. Georgia Tech, 2002	3
Bruce Perry vs. E. Michigan, 2001	3
LaMont Jordan vs. Middle Tennessee State, 2000	3
LaMont Jordan vs. Western Carolina, 1999	3
Rick Badanjek vs. No. Carolina, 1984	3
Rick Badanjek vs. NC State, 1984	3
John Nash vs. Wake Forest, 1982	3
Steve Atkins vs. Duke, 1978	3
George Scott vs. Villanova, 1977	3
Steve Atkins vs. Duke, 1977	3
Steve Atkins vs. Syracuse, 1977	3
Louis Carter vs. Clemson, 1973	3
Dennis O'Hara vs. Wake Forest, 1969	3
Dennis Condie vs. Virginia, 1960	3
Jim Joyce vs. Virginia, 1959	3
John Forbes vs. Miami, 1958	3

## PASSING RECORDS

## Career Completions

1. Scott Milanovich, 1992-95	650
2. Chris Turner, 2007-09	547
3. Boomer Esiason, 1981-83	461
4. C.J. Brown, 2011-14	437
5. Sam Hollenbach, 2003-06	417
6. Neil O'Donnell, 1987-89	387
7. Dan Henning, 1985-87	353
8. Brian Cummings, 1994-97	344
9. Danny O'Brien, 2010-11	342
10. Scott McBrien, 2002-03	335
11. <b>Perry Hills, 2012-16</b>	<b>314</b>
12. John Kaleo, 1991-92	305
13. Dick Shiner, 1961-63	287
14. Shaun Hill, 2000-01	270
Scott Zolak, 1988-90	270

## Season Completions

1. John Kaleo (Sr.), 1992	286
2. Scott Milanovich (So.), 1993	279
3. Scott Milanovich (Jr.), 1994	229
4. Scott Zolak (Sr.), 1990	225
5. Chris Turner (Jr.), 2008	214
6. Sam Hollenbach (Sr.), 2006	203
7. Shaun Hill (Sr.), 2001	197
8. Dan Henning (Jr.), 1986	196
9. Danny O'Brien (Fr.), 2010	192
Sam Hollenbach (Jr.), 2005	192
11. C.J. Brown (Gr.), 2014	189
12. Chris Turner (Sr.), 2009	180
13. Boomer Esiason (Jr.), 1982	176
14. Scott McBrien (Sr.), 2003	173
15. C.J. Brown (Sr.), 2013	166
Stan Gelbaugh (Sr.), 1985	166

## Single-Game Completions

1. Scott Milanovich vs. Florida St., 1995	46
2. Scott Milanovich vs. Wake Forest, 1993	37
3. Scott Milanovich vs. Syracuse, 1994	35
Scott Milanovich vs. W. Virginia, 1993	35
5. Danny O'Brien vs. W. Virginia, 2011	34
Scott Milanovich vs. No. Carolina, 1993	34
7. Danny O'Brien vs. NC State, 2010	33
Chris Turner vs. Boston College, 2008	33
9. Scott Milanovich vs. Wake Forest, 1995	32
Scott Milanovich vs. Virginia, 1994	32
Scott Milanovich vs. NC State, 1994	32
John Kaleo vs. Virginia, 1992	32
13. Danny O'Brien vs. Miami, 2011	31
John Kaleo vs. No. Carolina, 1992	31

MARYLAND SINGLE GAME, SEASON & CAREER RECORDS

Career Yards

1. Scott Milanovich, 1992-95	7,301
2. Chris Turner, 2007-09	6,543
3. Boomer Esiason, 1981-83	6,259
4. C.J. Brown, 2011-14	5,372
5. Scott McBrien, 2002-03	5,169
6. Sam Hollenbach, 2003-06	5,139
7. Neil O'Donnell, 1987-89	4,989
8. Dan Henning, 1985-87	4,560
9. Danny O'Brien, 2010-11	4,086
10. Brian Cummings, 1994-97	4,080
11. <b>Perry Hills, 2012-16</b>	<b>3,887</b>
12. John Kaleo, 1991-92	3,660
13. Stan Gelbaugh, 1981-85	3,659
14. Dick Shiner, 1961-63	3,410
15. Bob Avellini, 1972-74	3,222

Season Yards

1. Scott Milanovich (So.), 1993	3,499
2. John Kaleo (Sr.), 1992	3,392
3. Dan Henning (Jr.), 1986	2,725
4. Scott McBrien (Sr.), 2003	2,672
5. Scott Zolak (Sr.), 1990	2,589
6. Sam Hollenbach (Jr.), 2005	2,539
7. Chris Turner (Jr.), 2008	2,516
8. Scott McBrien (Jr.), 2002	2,497
9. Stan Gelbaugh (Sr.), 1985	2,475
10. Danny O'Brien (Fr.) 2010	2,438
11. Scott Milanovich (Jr.), 1994	2,394
12. Shaun Hill (Sr.), 2001	2,380
13. Sam Hollenbach (Sr.), 2006	2,371
14. Boomer Esiason (Sr.), 1983	2,322
15. Boomer Esiason (Jr.), 1982	2,302
16. C.J. Brown (Sr.), 2013	2,288

Single-Game Yards

1. Scott Milanovich vs. Va. Tech, 1993	498
2. Scott Milanovich vs. W. Virginia, 1993	451
3. John Kaleo vs. Clemson, 1992	418
4. Danny O'Brien vs. NC State, 2010	417
5. Scott Milanovich vs. Wake Forest, 1993	416
6. John Kaleo vs. Pittsburgh, 1992	415
7. Scott Milanovich vs. Duke, 1993	414
8. Scott Milanovich vs. No. Carolina, 1993	405
John Kaleo vs. Wake Forest, 1992	405
10. Scott McBrien vs. WVU (Gator Bowl), 2004	381
11. Scott Milanovich vs. Florida St., 1995	380

Career Touchdowns

1. Scott Milanovich, 1992-95	49
2. Boomer Esiason, 1981-83	42
3. Scott McBrien, 2002-03	34
4. C.J. Brown, 2011-14	33
5. Chris Turner, 2007-09	30
6. <b>Perry Hills, 2012-16</b>	<b>29</b>
Danny O'Brien, 2010-11	29
8. Sam Hollenbach, 2003-06	28
9. Neil O'Donnell, 1987-89	26
10. Dan Henning, 1985-87	24
11. Alan Pastrana, 1965-68	23
12. Brian Cummings, 1994-97	22
Jack Scarbath, 1950-52	22
14. Dick Shiner, 1961-63	21
15. Stan Gelbaugh, 1981-85	20

Season Touchdowns

1. Scott Milanovich (So.), 1993	26
2. Danny O'Brien (Fr.) 2010	22
3. Scott Milanovich (Jr.), 1994	20
4. Scott McBrien (Sr.), 2003	19
5. Boomer Esiason (Jr.), 1982	18
6. John Kaleo (Sr.), 1992	17
Alan Pastrana (Jr.), 1966	17
8. Sam Hollenbach (Sr.), 2006	15
Scott McBrien (Jr.), 2002	15
Dan Henning (Jr.), 1986	15
Stan Gelbaugh (Sr.), 1985	15
Boomer Esiason (Sr.), 1983	15
13. C.J. Brown (Gr.), 2014	13
C.J. Brown (Sr.), 2013	13
Chris Turner (Jr.), 2008	13
Shaun Hill (Sr.), 2001	13
Sam Hollenbach (Jr.), 2005	13

Single-Game Touchdowns

1. Scott Milanovich vs. NC State, 1994	5
Scott Milanovich vs. Wake Forest, 1993	5
Scott Milanovich vs. W. Virginia, 1993	5
Scott Milanovich vs. No. Carolina, 1993	5
John Kaleo vs. Clemson, 1992	5
6. Caleb Rowe vs. USF, 2015	4
Danny O'Brien vs. NC State, 2010	4
Danny O'Brien vs. Wake Forest, 2010	4
Joel Statham vs Duke, 2004	4
Scott McBrien vs. North Carolina, 2003	4
Scott Milanovich vs. Ga. Tech, 1994	4
Scott Milanovich vs. Va. Tech, 1993	4
Mark Manges vs. Villanova, 1975	4

RECEIVING RECORDS

Career Receptions

1. Jermaine Lewis, 1992-95	193
2. Geroy Simon, 1993-96	185
3. Torrey Smith, 2008-10	152
4. Stefon Diggs, 2012-14	150
5. Darrius Heyward-Bey, 2006-08	138
6. Frank Wycheck, 1990-92	134
7. <b>Levern Jacobs, 2012-16</b>	<b>130</b>
8. Russ Weaver, 1992-94	120
9. Guillian Gary, 1998-2001	113
10. Azizuddin Abdur-Ra'ooof, 1984-87	108
11. Barry Johnson, 1987-90	106
12. Ferrell Edmunds, 1984-87	101
13. Marcus Badgett, 1989-92	100
Frank Russell, 1972-74	100
15. Greg Hill, 1982-84	97

Season Receptions

1. Geroy Simon (So.), 1994	77
2. Marcus Badgett (Sr.), 1992	75
3. Russ Weaver (Jr.), 1993	69
4. Torrey Smith (Jr.), 2010	67
5. Jermaine Lewis (Sr.), 1995	66
6. Stefon Diggs (Jr.), 2014	62
7. Torrey Smith (So.), 2009	61
8. Frank Wycheck (Fr.), 1990	58
9. Richie Harris (Sr.), 1992	56
10. Stefon Diggs (Fr.), 2012	54
Geroy Simon (Jr.), 1995	54
12. Jermaine Lewis (So.), 1993	52
Dan Prunzik (Sr.), 1992	52
14. Darrius Heyward-Bey (So.), 2007	51
Vernon Davis (Jr.), 2005	51
Allen Williams (Sr.), 1994	51
Greg Hill (Sr.), 1984	51

Single-Game Receptions

1. Geroy Simon vs. Florida St., 1995	16
2. Torrey Smith vs. NC State, 2010	14
Russ Weaver vs. Wake Forest, 1993	14
Frank Wycheck vs. Va. Tech, 1990	14
5. Jermaine Lewis vs. Ga. Tech, 1995	13
6. Frank Wycheck vs. NC State, 1990	12
7. Darrius Heyward-Bey vs. Wake Forest, 2008	11
Jermaine Lewis vs. NC State, 1995	11
Allen Williams vs. Syracuse, 1994	11
Geroy Simon vs. W. Virginia, 1994	11
Marcus Badgett vs. Wake Forest, 1992	11
Marcus Badgett vs. Pittsburgh, 1992	11
John Tice vs. Clemson, 1982	11
Stefon Diggs vs. Boston College, 2012	11

Career Yards

1. Jermaine Lewis, 1992-95	2,932
2. Stefon Diggs, 2012-14	2,227
3. Torrey Smith, 2008-10	2,215
4. Darrius Heyward-Bey, 2006-08	2,089
5. Geroy Simon, 1993-96	2,059
6. Azizuddin Abdur-Ra'ooof, 1984-87	1,895
7. Marcus Badgett, 1989-92	1,748
Barry Johnson, 1987-90	1,721
Greg Hill, 1982-84	1,721
10. Ferrell Edmunds, 1984-87	1,641
11. Guillian Gary, 1998-2001	1,552
12. <b>Levern Jacobs, 2012-16</b>	<b>1,544</b>
13. James Milling, 1984-87	1,446
14. Russell Davis, 1981-83	1,408
15. Vernon Davis, 2003-05	1,371



MARYLAND SINGLE GAME, SEASON & CAREER RECORDS

Season Yards

1. Marcus Badgett (Sr.), 1992	1,240
2. Torrey Smith (Jr.), 2010	1,055
3. Jermaine Lewis (So.), 1993	957
4. Jermaine Lewis (Sr.), 1995	937
5. Geroy Simon (So.), 1994	891
6. Vernon Davis (Jr.), 2005	871
7. Stefon Diggs (Fr.), 2012	848
8. Torrey Smith (So.), 2009	824
9. Greg Hill (Sr.), 1984	820
10. Stefon Diggs (Jr.), 2014	792
11. Darius Heyward-Bey, (So.), 2007	786
12. Guilian Gary (Sr.), 2001	727
13. Darius Heyward-Bey (Fr.), 2006	694
14. Jermaine Lewis (Jr.), 1994	692
15. Barry Johnson (Jr.), 1989	689

Single-Game Yardage

1. Marcus Badgett vs. Pittsburgh, 1992	251
2. Jermaine Lewis vs. No. Carolina, 1993	250
3. Torrey Smith vs. NC State, 2010	224
4. James Milling vs. No. Carolina, 1986	220
5. Marcus Badgett vs. Duke, 1992	218
6. Jermaine Lewis vs. Duke, 1995	205
7. Jermaine Lewis vs. Ga. Tech, 1995	189
8. Russell Davis vs. Penn State, 1982	188
9. Marcus Badgett vs. Wake Forest, 1992	187
10. Marcus Badgett vs. Clemson, 1992	184
11. Greg Hill vs. Miami, 1984	182

Career Touchdowns

1. Jermaine Lewis, 1992-95	21
2. Torrey Smith, 2008-10	19
3. Greg Hill, 1982-84	18
4. Stefon Diggs, 2012-14	14
5. Darius Heyward-Bey, 2006-08	13
Guilian Gary, 1998-2001	13
7. Gary Collins, 1959-61	12
8. Marcus Badgett, 1989-92	11
Barry Johnson, 1987-90	11
10. Mancel Jonnson, 1993-96	10
Geroy Simon, 1993-96	10
Azizuddin Abdur-Ra'oof, 1984-87	10
Ferrell Edmunds, 1984-87	10
Dan Bungori, 1971-73	10
15. D.J. Moore, 2015-pres.	9
Vernon Davis, 2003-05	9
Vernon Joines, 1985-88	9
Mike Lewis, 1979-82	9

Season Touchdowns

1. Torrey Smith (Jr.), 2010	12
2. Jermaine Lewis (Jr.), 1994	9
Marcus Badgett (Sr.), 1992	9
4. Dan Bungori (So.), 1971	8
5. Guilian Gary (Jr.), 2000	7
Jermaine Lewis (So.), 1993	7
Greg Hill (Jr.), 1983	7
Greg Hill (So.), 1982	7
Billy Van Heusen (Jr.), 1966	7
Darryl Hill (Jr.), 1963	7
11. D.J. Moore (So.), 2016	6
Stefon Diggs (Fr.), 2012	6
Vernon Davis (Jr.), 2005	6
Latrez Harrison (Sr.), 2003	6
Guilian Gary (Sr.), 2001	6
Barry Johnson (Jr.), 1989	6
James Milling (Jr.), 1986	6
Don Ratliff (Sr.), 1972	6

Single-Game Touchdowns

1. Torrey Smith vs. NC State, 2010	4
2. Vernon Davis vs. Duke, 2004	3
Guilian Gary vs. Georgia Tech, 2000	3
Jermaine Lewis vs. W. Virginia, 1993	3
James Milling vs. No. Carolina, 1986	3

DEFENSIVE RECORDS

Career Tackles (since 1969)

1. Eric Wilson, 1981-84	481
2. E.J. Henderson, 1999-2002	473
3. Chuck Faucette, 1983-86	466
4. D'Owell Jackson, 2002-05	447
5. Ratcliff Thomas, 1993-96	424
6. Eric Barton, 1995-98	417
7. Mike Jarmolowich, 1989-92	414
8. Brad Carr, 1974-77	386
9. Scott Saylor, 1987-89	382
10. Alex Wujciak, 2008-10	381
11. Bruce Palmer, 1976-78	351
12. Aaron Thompson, 1998-2001	348
13. Mike Corvino, 1979-82	347
14. Ted Klaube, 1975-77	344
15. Demetrius Hartsfield, 2009-12	338

Season Tackles (since 1969)

1. Neal Olkewicz (Sr.), 1978	188
2. Ted Klaube (Sr.), 1977	186
3. Eric Wilson (Jr.), 1983	178
4. E.J. Henderson (Sr.), 2002	175
5. Harry Walters (Jr.), 1974	173
6. Kevin Walker (Sr.), 1987	172
7. Eric Wilson (Sr.), 1984	160
8. Eric Barton (Sr.), 1998	159
Brian Matera (Sr.), 1979	159
10. Brad Carr (Jr.), 1976	157
11. Mike Jarmolowich (Jr.), 1991	153
12. Chuck Faucette (Sr.), 1986	151
Bruce Palmer (Sr.), 1978	151
14. E.J. Henderson (Jr.), 2001	150
15. Kevin Benson (Sr.), 1975	149

Career TFL (since 1974)

1. E.J. Henderson, 1999-02	62.5
2. Aaron Thompson, 1998-01	45
3. Andre Monroe, 2011-14	38.5
4. Charles Johnson, 1976-78	37
5. Mike Corvino, 1979-82	36
6. Eric Ogbogu, 1994-97	35.5
7. Randy Starks, 2001-03	34.0
8. Yannick Ngakoue, 2013-pres.	33
9. Shawne Merriman, 2003-04	32.5
10. Al Wallace, 1993-96	32
Joe Vellano, 2009-12	32
12. Delbert Cowsette, 1996-99	31
13. Gurnest Brown, 1979-82	27
Demetrius Hartsfield, 2009-12	27
15. Mike Whaley, 2000-01	26

Season TFL (since 1974)

1. E.J. Henderson (Jr.), 2001	28
2. Randy White (Sr.), 1974	24
3. E.J. Henderson (Sr.), 2002	19.5
4. Charles Johnson (Sr.), 1978	18
5. Andre Monroe (Jr.), 2013	17
Shawne Merriman (So.), 2004	17
Aaron Thompson (So.), 1999	17
Kris Jenkins (Sr.), 2000	17
Bruce Palmer (Sr.), 1978	17
10. Jack Bradford (Sr.), 1990	16
Bruce Mesner (Sr.), 1985	16
12. Marcus Whitfield (Sr.), 2013	15.5
13. Yannick Ngakoue (Jr.), 2015	15
Eric Ogbogu (Jr.), 1996	15
Eric Hicks (Jr.), 1996	15
Gurnest Brown (Jr.), 1981	15

Career TFL Yards (since 1974)

1. Andre Monroe, 2011-14	212
2. E.J. Henderson, 1999-2002	207
3. Mike Corvino, 1979-82	206
4. Charles Johnson, 1976-78	205
5. Aaron Thompson, 1998-2001	197
7. Yannick Ngakoue, 2013-pres.	176
6. Shawne Merriman, 2002-03	170
8. James Shaffer, 1976-79	153
9. Gurnest Brown, 1979-82	149
10. Adrian Moten, 2007-10	145

Season TFL Yards (since '74)

1. Randy White (Sr.), 1974	122
2. Charles Johnson (Sr.), 1978	119
3. Marcus Whitfield (Sr.), 2013	109
4. Marlin Van Horn (Jr.), 1978	101
5. Mark Duda (Sr.), 1982	94
6. Andre Monroe (Sr.), 2014	92
7. Mike Corvino (Jr.), 1981	91
8. Jesse Aniebonam (Jr.), 2016	89
9. Shawne Merriman (So.), 2004	87
10. E.J. Henderson (Sr.), 2002	86
Bruce Mesner (Sr.), 1986	86
12. James Shaffer (Sr.), 1979	84
13. Yannick Ngakoue (Jr.), 2015	83
14. Bruce Palmer (Sr.), 1978	81
Yannick Ngakoue (So.), 2014	81

## MARYLAND SINGLE GAME, SEASON &amp; CAREER RECORDS

## Career Sacks (since 1969)

1. Andre Monroe, 2011-14	25
2. Mike Corvino, 1979-82	24
3. Shawne Merriman, 2002-04	22
4. Yannick Ngakoue, 2013-pres.	21.5
5. Mark Duda, 1979-82	19
Charles Johnson, 1976-78	19
Bruce Palmer, 1976-78	19
8. Eric Ogbogu, 1994-97	18.5
9. E.J. Henderson, 1999-2002	18
Bruce Mesner, 1983-86	18
Gurnest Brown, 1979-82	18
12. Randy Starks, 2001-03	17.5
13. Joe Campbell, 1973-76	17
14. Adrian Moten, 2007-10	15.5

## Season Sacks (since 1969)

1. Yannick Ngakoue (Jr.), 2015	13.5
2. Mark Duda (Sr.), 1982	13
Bruce Palmer (Sr.), 1978	13
4. Bruce Mesner (Jr.), 1985	12
Charles Johnson (Sr.), 1978	12
Randy White (Sr.), 1974	12
7. Mike Corvino (Jr.), 1981	11
Marlin Van Horn (Sr.), 1979	11
9. Andre Monroe (Sr.), 2014	10.5
10. Kris Jenkins (Sr.), 2000	10
Jack Bradford (Sr.), 1990	10
Gurnest Brown (Jr.), 1981	10
13. Andre Monroe (Jr.), 2013	9.5
14. Jesse Aniebonam (Jr.), 2016	9.0
Marcus Whitfield (Sr.), 2013	9.0

## Season Forced Fumbles (since 1987)

1. Joel Goode, 1987	6
2. Sean Davis, 2015	5
3. Darin Drakeford, 2011	4
Kenny Tate, 2010	4
Milton Harris, 2005	4
6. Adrian Moten, 2007	3
Moise Fokou, 2007	3
Erin Henderson, 2006	3
Shawne Merriman, 2004	3
E.J. Henderson, 2002	3
Rod Littles, 2001	3
Aaron Thompson, 2000	3
Rod Littles, 2000	3
Eric Barton, 1998	3
Eric Ogbogu, 1998	3
Chad Wiestling, 1992	3
Lubo Zizakovich, 1990	3
Cole Farrand, 2012	3

## Career Interceptions

1. Tom Brown, 1960-62	17
2. Lendell Jones, 1980-83	14
3. Bob Sullivan, 1962-63	13
4. A.J. Johnson, 1993-96	12
Bob Smith, 1972-74	12
Bernie Faloney, 1951-53	12
7. Curome Cox, 2000-02	10
Lewis Sanders, 1996-99	10
Howard Eubanks, 1979-82	10
Lloyd Burruss, 1976-80	10
Ralph Lary, 1977-80	10
Ken Schroy, 1972-74	10
13. Tony Jackson, 1997-2001	9
Shawn Forte, 1998-2000	9
Keeta Covington, 1983-86	9
Clarence Baldwin, 1981-83	9
Jim Brechbiel, 1972-75	9
Wally Stalnaker, 1967-69	9
Joe Horning, 1951-54	9

## Season Interceptions

1. Bob Sullivan (Sr.), 1965	10
2. Tom Brown (Jr.), 1961	8
3. Clarence Baldwin (Sr.), 1983	7
Lendell Jones (Jr.), 1982	7
Ralph Lary (Jr.), 1979	7
Bob Smith (So.), 1972	7
7. William Likely (So.), 2014	6
Tony Jackson (Sr.), 2001	6
Lewis Sanders (Jr.), 1999	6
A.J. Johnson (Jr.), 1995	6
Keeta Covington (Jr.), 1985	6
Larry Marshall (Sr.), 1971	6
Tom Brown (Sr.), 1962	6
Bernie Faloney (Sr.), 1953	6
Joe Horning (Fr.), 1951	6
15. 10 players	5
(last time: Domonique Foxworth (So.), 2002)	

## Single-Game Interceptions

1. Lendell Jones vs. Duke, 1982	4
---------------------------------	---

## Career Interception Return Yards

1. Tom Brown, 1960-62	275
2. Alex Wujciak, 2008-10	238
3. Joe Horning, 1951-54	222
4. Bill McFadden, 1979-82	212
5. Bernie Faloney, 1950-53	207
6. Randall Jones, 1998-2001	177
7. Lloyd Burruss, 1976-80	173
8. William Likely, 2013-16	170
9. Jim LaRue, 1947-49	168
10. Ernie Arizzi, 1961-63	166
11. Ken Schroy, 1972-74	165
12. Frank Tamburello, 1954-55	161
13. Ralph Lary, 1977-80	160
14. Curome Cox, 2000-03	153
15. Joe Petruzzo, 1950-51	143

## Season Interception Return Yards

1. William Likely (So.), 2014	170
2. Alex Wujciak (Jr.), 2009	152
3. Joe Horning (Fr.), 1951	147
4. Frank Tamburello (So.), 1954	140
5. Cliff Crosby (Sr.), 1998	133
6. Larry Marshall (Sr.), 1971	131
7. Tom Brown (Sr.), 1962	122
8. Eddie Tomlin (Sr.), 1989	120
9. Shawn Forte (Sr.), 2000	114
10. Bill McFadden (Jr.), 1981	112
11. Dickie Lewis (So.), 1956	111
12. Jim LaRue (Sr.), 1949	103
13. Ralph Lary (Jr.), 1979	102
Joe Petruzzo (So.), 1950	102
15. Cameron Chism (Sr.), 2011	100