

DEATH VALLEY

2017 FOOTBALL



MEDIA GUIDE

COMES ALIVE



ONE TEAM HEARTBEAT



Coach "O" | HEAD COACH



2017 LSU Football Schedule

DATE	OPPONENT	TIME (CT)	SERIES RECORD
Sept. 2	vs. BYU (ESPN)	8:30 p.m.	First Meeting
Sept. 9	Chattanooga	TBA	First Meeting
Sept. 16	at Mississippi State * (ESPN/2)	6 p.m.	LSU leads 73-34-3
Sept. 23	Syracuse	TBA	LSU leads 2-1
Sept. 30	Troy (HC)	TBA	LSU leads 2-0
Oct. 7	at Florida *	TBA	Florida leads 32-28-3
Oct. 14	Auburn (GG)	TBA	LSU leads 28-22-1
Oct. 21	at Ole Miss *	TBA	LSU leads 59-41-4
Nov. 4	at Alabama *	TBA	Alabama leads 51-25-5
Nov. 11	at Arkansas * (LSU Salutes)	TBA	LSU leads 38-22-2
Nov. 18	at Tennessee *	TBA	LSU leads 20-9-3
Nov. 25	Texas A&M * (Senior Tribute)	TBA	LSU leads 32-20-3
Dec. 2	SEC Championship (CBS)	3 p.m.	LSU 4-1 record in Title Game

* - Denotes SEC Games | All dates & times are Central and Subject to Change

2016 LSU Football Results

OVERALL RECORD: 8-4 • SEC RECORD: 5-3

AP RANKING: 13 • USA TODAY COACHES POLL RANKING: 14

DATE	OPPONENT	W-L/SCORE	ATTENDANCE
Sept. 3	vs Wisconsin (Lambeau Field) [ABC]	L, 16-14	77,823
Sept. 10	Jacksonville State [ESPNU]	W, 34-13	98,389
Sept. 17	Mississippi State * [ESPN2] [GG]	W, 23-20	99,910
Sept. 24	at Auburn * [ESPN]	L, 18-13	87,451
Oct. 1	Missouri * [SECN] [HC]	W, 42-7	102,071
Oct. 15	Southern Miss [SECN]	W, 45-10	102,164
Oct. 22	#23 Ole Miss * [ESPN]	W, 38-21	101,720
Nov. 5	#1 Alabama * [CBS]	L, 10-0	102,321
Nov. 12	at #25 Arkansas * [ESPN]	W, 38-10	75,156
Nov. 19	#21 Florida * [SECN] #	L, 16-10	102,043
Nov. 24	at #22 Texas A&M * [ESPN]	W, 54-39	102,961

BUFFALO WILD WINGS CITRUS BOWL • ORLANDO, FLA.

Dec. 31	vs. #13 Louisville [ABC]	W, 29-9	46,063
---------	--------------------------	---------	--------

* - Denotes SEC Game | GG - Gold Game | HC - Homecoming

- Game moved to Baton Rouge due to hurricane; Game originally scheduled for Oct. 8

BYU
First Meeting



CHATTANOOGA
First Meeting



MISSISSIPPI STATE
LSU leads 73-34-3



YEAR	RESULTS	AP RANK (LSU/OPP)	DATE (SITE)
1896	LSU, 52-0	NR/NR	Nov. 20 at Baton Rouge
1902	LSU, 6-0	NR/NR	Nov. 27 at Starkville
1903	MSU, 11-0	NR/NR	Nov. 7 at Starkville
1905	LSU, 15-0	NR/NR	Dec. 1 at Baton Rouge
1906	Tie, 0-0	NR/NR	Oct. 27 at Columbus
1907	LSU, 23-11	NR/NR	Nov. 9 at Baton Rouge
1908	LSU, 50-0	NR/NR	Nov. 7 at Baton Rouge
1909	LSU, 15-0	NR/NR	Oct. 16 at Baton Rouge
1910	MSU, 3-0	NR/NR	Oct. 21 at Columbus
1911	MSU, 6-0	NR/NR	Nov. 12 at Gulfport
1912	MSU, 7-0	NR/NR	Nov. 2 at Baton Rouge
1913	Tie, 0-0	NR/NR	Nov. 15 at Starkville
1915	LSU, 10-0	NR/NR	Oct. 29 at Baton Rouge
1916	LSU, 13-3	NR/NR	Nov. 12 at Starkville
1917	MSU, 9-0	NR/NR	Nov. 29 at Baton Rouge
1919	MSU, 6-0	NR/NR	Nov. 1 at Starkville
1920	MSU, 12-7	NR/NR	Oct. 23 at Baton Rouge
1921	LSU, 17-14	NR/NR	Dec. 3 at Starkville
1922	MSU, 7-0	NR/NR	Nov. 18 at Baton Rouge
1923	MSU, 14-7	NR/NR	Dec. 1 at Starkville
1926	MSU, 7-6	NR/NR	Oct. 23 at Jackson
1927	LSU, 9-7	NR/NR	Oct. 22 at Jackson
1928	LSU, 31-0	NR/NR	Oct. 20 at Jackson
1929	LSU, 31-6	NR/NR	Oct. 19 at Jackson
1930	MSU, 8-6	NR/NR	Oct. 18 at Jackson
1931	LSU, 31-0	NR/NR	Oct. 17 at Baton Rouge
1932	LSU, 24-0	NR/NR	Oct. 15 at Monroe
1933	LSU, 21-6	NR/NR	Nov. 25 at Monroe
1934	LSU, 25-3	NR/NR	Nov. 3 at Baton Rouge
1935	LSU, 28-13	NR/NR	Nov. 9 at Baton Rouge
1936	LSU, 12-0	#7/NR	Nov. 7 at Baton Rouge
1937	LSU, 41-0	#18/NR	Nov. 6 at Baton Rouge
1938	LSU, 32-7	NR/NR	Nov. 5 at Baton Rouge
1939	MSU, 15-12	NR/NR	Nov. 11 at Baton Rouge
1940	MSU, 22-7	NR/#19	Nov. 9 at Baton Rouge
1941	Tie, 0-0	NR/NR	Oct. 11 at Baton Rouge
1942	LSU, 16-6	NR/NR	Oct. 10 at Baton Rouge
1944	MSU, 13-6	NR/NR	Oct. 21 at Baton Rouge
1945	MSU, 27-20	#14/NR	Nov. 10 at Baton Rouge
1946	LSU, 13-6	NR/NR	Oct. 5 at Baton Rouge
1947	LSU, 21-6	NR/NR	Nov. 15 at Baton Rouge
1948	MSU, 7-0	NR/NR	Nov. 13 at Baton Rouge
1949	LSU, 34-7	#16/NR	Nov. 12 at Baton Rouge
1950	MSU, 13-7	NR/NR	Nov. 18 at Baton Rouge
1951	LSU, 3-0	NR/NR	Nov. 17 at Baton Rouge
1952	MSU, 33-14	NR/NR	Nov. 15 at Baton Rouge
1953	MSU, 26-13	NR/NR	Nov. 14 at Baton Rouge
1954	MSU, 25-0	NR/NR	Nov. 13 at Baton Rouge
1955	LSU, 34-7	NR/#18	Nov. 12 at Baton Rouge
1956	MSU, 32-13	NR/NR	Nov. 17 at Baton Rouge
1957	MSU, 14-6	NR/#12	Nov. 16 at Baton Rouge
1958	LSU, 7-6	#1/NR	Nov. 15 at Jackson
1959	LSU, 27-0	#3/NR	Nov. 14 at Baton Rouge
1960	LSU, 7-3	NR/NR	Nov. 12 at Baton Rouge
1961	LSU, 14-6	#4/NR	Nov. 18 at Baton Rouge
1962	LSU, 28-0	#10/NR	Nov. 17 at Jackson
1963	MSU, 7-6	NR/NR	Nov. 16 at Jackson
1964	LSU, 14-10	#9/NR	Nov. 14 at Baton Rouge
1965	LSU, 37-20	NR/NR	Nov. 13 at Baton Rouge
1966	LSU, 17-7	NR/NR	Nov. 12 at Baton Rouge
1967	LSU, 55-0	NR/NR	Nov. 18 at Baton Rouge
1968	LSU, 20-16	NR/NR	Nov. 16 at Baton Rouge
1969	LSU, 61-6	#12/NR	Nov. 15 at Baton Rouge
1970	LSU, 38-7	#9/NR	Nov. 14 at Baton Rouge
1971	LSU, 28-3	#20/NR	Nov. 13 at Jackson
1972	LSU, 28-14	#8/NR	Nov. 18 at Baton Rouge
1973	LSU, 26-7	#7/NR	Nov. 17 at Baton Rouge
1974	MSU, 7-6	NR/NR	Nov. 16 at Jackson
*1975	MSU, 16-6	NR/NR	Nov. 15 at Baton Rouge
*1976	MSU, 21-13	NR/NR	Nov. 13 at Jackson
1977	LSU, 27-24	NR/NR	Nov. 12 at Baton Rouge
1978	MSU, 16-14	#17/NR	Nov. 18 at Jackson
1979	LSU, 21-3	NR/NR	Nov. 17 at Baton Rouge
1980	MSU, 55-31	NR/#19	Nov. 15 at Jackson
1981	MSU, 17-9	NR/NR	Nov. 14 at Baton Rouge
1982	MSU, 27-24	#6/NR	Nov. 13 at Starkville
1983	MSU, 45-26	NR/NR	Nov. 12 at Baton Rouge

1984	MSU, 16-14	#9/NR	Nov. 17 at Starkville
1985	LSU, 17-15	#19/NR	Nov. 16 at Baton Rouge
1986	LSU, 47-0	#12/NR	Nov. 15 at Jackson
1987	LSU, 34-14	#10/NR	Nov. 14 at Baton Rouge
1988	LSU, 20-3	#12/NR	Nov. 12 at Starkville
1989	LSU, 44-20	NR/NR	Nov. 18 at Baton Rouge
1990	MSU, 34-22	NR/NR	Nov. 17 at Jackson
1991	MSU, 28-19	NR/NR	Nov. 16 at Baton Rouge
1992	LSU, 24-3	NR/#18	Sept. 12 at Baton Rouge
1993	LSU, 18-16	NR/NR	Sept. 11 at Starkville
1994	LSU, 44-24	NR/NR	Sept. 10 at Baton Rouge
1995	LSU, 34-16	NR/NR	Sept. 9 at Starkville
1996	LSU, 28-20	#13/NR	Oct. 26 at Baton Rouge
1997	LSU, 24-9	#10/NR	Sept. 13 at Starkville
1998	LSU, 41-6	NR/#24	Oct. 24 at Baton Rouge
1999	MSU, 17-16	NR/#12	Oct. 23 at Starkville
2000	LSU, 45-38(OT)	NR/#13	Oct. 21 at Baton Rouge
2001	LSU, 51-0	NR/NR	Oct. 20 at Starkville
2002	LSU 31-13	#22/NR	Sept. 28 at Baton Rouge
2003	LSU, 41-6	#7/NR	Sept. 27 at Starkville
2004	LSU, 51-0	#13/NR	Sept. 25 at Baton Rouge
2005	LSU, 37-7	#4/NR	Oct. 1 at Starkville
2006	LSU, 48-17	#9/NR	Sept. 30 at Baton Rouge
2007	LSU, 45-0	#2/NR	Aug. 30 at Starkville
2008	LSU, 34-24	#5/NR	Sept. 27 at Baton Rouge
2009	LSU 30-26	#7/NR	Sept. 26 at Starkville
2010	LSU, 29-7	#15/NR	Sept. 18 at Baton Rouge
2011	LSU, 19-6	#3/RV	Sept. 15 at Starkville
2012	LSU, 37-17	#9/#22	Nov. 10 at Baton Rouge
2013	LSU, 59-26	#10/NR	Oct. 5 at Starkville
2014	MSU, 32-29	#8/NR	Sept. 20 at Baton Rouge
2015	LSU, 21-19	#14/#25	Sept. 12 at Starkville
2016	LSU, 23-20	#20/NR	Sept. 17 at Baton Rouge

* - Forfeited to LSU by NCAA
 At Baton Rouge: LSU leads, 48-19-1
 At Starkville: LSU leads, 15-6-1
 At Jackson: LSU leads, 8-7
 At Other Sites: Series tied, 2-2-1
 Ed Orgeron vs. MSU:

SYRACUSE



LSU leads 2-1

YEAR	RESULTS	AP RANK (LSU/OPP)	DATE (SITE)
1964	LSU, 13-10	#7/NR	Jan. 1 at New Orleans (Sugar Bowl)
1988	SU, 23-10	#16/#17	Jan. 2 at Tampa, Fla. (Hall of Fame Bowl)
2015	LSU, 34-24	#8/NR	Sept. 26 at Syracuse, N.Y.

At Baton Rouge: 0-0
 At Syracuse: 0-0
 At Other Sites; Tied 1-1
 Ed Orgeron vs. Syracuse: First Meeting

AUBURN



LSU leads 28-22-1

YEAR	RESULTS	AP RANK (LSU/OPP)	DATE (SITE)
1901	AU, 28-0	NR/NR	Nov. 20 at Baton Rouge
1902	LSU, 5-0	NR/NR	Oct. 27 at Baton Rouge
1903	AU, 12-0	NR/NR	Nov. 11 at Auburn
1908	LSU, 10-2	NR/NR	Oct. 31 at Auburn
1912	AU, 7-0	NR/NR	Nov. 9 at Mobile
1913	AU, 7-0	NR/NR	Nov. 1 at Mobile
1924	AU, 3-0	NR/NR	Oct. 25 at Birmingham
1926	LSU, 10-0	NR/NR	Oct. 16 at Montgomery
1927	LSU, 9-0	NR/NR	Oct. 15 at Montgomery
1934	LSU, 20-6	NR/NR	Oct. 13 at Baton Rouge
1935	LSU, 6-0	NR/NR	Nov. 2 at Baton Rouge
1936	LSU, 19-6	#7/NR	Nov. 14 at Birmingham
1937	LSU, 9-7	#12/#14	Nov. 13 at Baton Rouge
1938	AU, 28-6	NR/NR	Nov. 12 at Birmingham
1939	AU, 21-7	NR/NR	Nov. 18 at Baton Rouge
1940	LSU, 21-13	NR/NR	Nov. 16 at Birmingham
1941	Tie, 7-7	NR/NR	Nov. 15 at Baton Rouge
1942	AU, 25-7	NR/NR	Nov. 14 at Birmingham
1969	LSU, 21-20	#9/#14	Oct. 25 at Baton Rouge
1970	LSU, 17-9	#14/#6	Oct. 24 at Auburn
1972	LSU, 35-7	#8/#9	Oct. 14 at Baton Rouge
1973	LSU, 20-6	#10/NR	Oct. 13 at Auburn
1980	LSU, 21-17	NR/NR	Oct. 11 at Baton Rouge
1981	AU, 19-7	NR/NR	Oct. 10 at Auburn
1988	LSU, 7-6	NR/#4	Oct. 8 at Baton Rouge
1989	AU, 10-6	NR/#12	Oct. 14 at Auburn
1992	AU, 30-28	NR/NR	Sept. 19 at Auburn
1993	AU, 34-10	NR/NR	Sept. 18 at Baton Rouge
1994	AU, 30-26	NR/#11	Sept. 17 at Auburn

1995	LSU, 12-6	NR/#5	Sept. 16 at Baton Rouge
1996	LSU, 19-15	#21/#13	Sept. 21 at Auburn
1997	AU, 31-28	#10/#12	Sept. 20 at Baton Rouge
1998	LSU, 31-19	#7/NR	Sept. 19 at Auburn
1999	AU, 41-7	NR/NR	Sept. 18 at Baton Rouge
2000	AU, 34-17	NR/#24	Sept. 16 at Auburn
2001	LSU, 27-14	#22/#25	Dec. 1 at Baton Rouge
2002	AU, 31-7	#10/NR	Oct. 26 at Auburn
2003	LSU, 31-7	#9/#17	Oct. 25 at Baton Rouge
2004	AU, 10-9	#5/#14	Sept. 18 at Auburn
2005	LSU, 20-17 (OT)	#7/#16	Oct. 22 at Baton Rouge
2006	AU, 7-3	#6/#3	Sept. 16 at Auburn
2007	LSU, 30-24	#5/#18	Oct. 20 at Baton Rouge
2008	LSU, 26-21	#6/#10	Sept. 20 at Auburn
2009	LSU, 31-10	#9/NR	Oct. 24 at Baton Rouge
2010	AU, 24-17	#6/#5	Oct. 23 at Auburn
2011	LSU, 45-10	#1/#19	Oct. 22 at Baton Rouge
2012	LSU, 12-10	#2/NR	Sept. 22 at Auburn
2013	LSU, 35-21	#6/NR	Sept. 21 at Baton Rouge
2014	AU, 41-7	#15/#5	Oct. 4 at Auburn
2015	LSU, 45-21	#13/#18	Sept. 19 at Baton Rouge
2016	AU, 18-13	#18/NR	Sept. 24 at Auburn

At Baton Rouge: LSU leads 17-5-1
 At Auburn: AU leads 12-7
 At Other Sites: AU leads 5-4
 Ed Orgeron vs. Auburn:

TROY



LSU leads 2-0

YEAR	RESULTS	AP RANK (LSU/OPP)	DATE (SITE)
2004	LSU, 24-20	#18/NR	Oct. 23 at Baton Rouge
2008	LSU, 40-31	#19/NR	Nov. 15 at Baton Rouge

At Baton Rouge: LSU leads 2-0
 At Troy: 0-0
 Ed Orgeron vs. Troy: First Meeting

FLORIDA



Florida leads 32-28-3

YEAR	RESULTS	AP RANK (LSU/OPP)	DATE (SITE)
1937	LSU, 19-0	NR/NR	Sept. 25 at Baton Rouge
1941	LSU, 10-7	NR/NR	Oct. 25 at Baton Rouge
1953	Tie, 21-21	#14/NR	Oct. 24 at Gainesville
1954	LSU, 20-7	NR/#18	Oct. 23 at Baton Rouge
1955	UF, 18-14	NR/NR	Oct. 15 at Gainesville
1956	UF, 21-6	NR/NR	Oct. 27 at Baton Rouge
1957	UF, 22-14	#10/NR	Oct. 26 at Gainesville
1958	LSU, 10-7	#3/NR	Oct. 25 at Baton Rouge
1959	LSU, 9-0	#1/NR	Oct. 24 at Gainesville
1960	UF, 13-10	NR/NR	Oct. 22 at Baton Rouge
1961	LSU, 23-0	#7/NR	Oct. 28 at Gainesville
1962	LSU, 23-0	#6/NR	Oct. 27 at Baton Rouge
1963	LSU, 14-0	NR/NR	Oct. 26 at Gainesville
1964	UF, 20-6	#6/NR	Nov. 28 at Baton Rouge
1965	UF, 14-7	#5/NR	Oct. 2 at Gainesville
1966	UF, 28-7	NR/#8	Oct. 22 at Baton Rouge
1967	LSU, 37-6	NR/NR	Oct. 7 at Gainesville
1971	LSU, 48-7	#16/NR	Oct. 9 at Baton Rouge
1972	Tie, 3-3	#8/NR	Nov. 25 at Gainesville
1973	LSU, 24-3	#10/NR	Oct. 6 at Baton Rouge
1974	UF, 24-14	NR/#13	Oct. 5 at Gainesville
1975	UF, 34-6	NR/#20	Oct. 4 at Baton Rouge
1976	UF, 28-23	#11/#19	Oct. 2 at Gainesville
1977	LSU, 36-14	NR/#9	Oct. 1 at Baton Rouge
1978	LSU, 34-21	#11/NR	Oct. 7 at Gainesville
1979	LSU, 20-3	#17/NR	Oct. 6 at Baton Rouge
1980	LSU, 24-7	NR/#19	Oct. 4 at Gainesville
1981	UF, 24-10	NR/NR	Oct. 3 at Baton Rouge
1982	LSU, 24-13	NR/#4	Oct. 2 at Gainesville
1983	UF, 31-17	#16/#12	Oct. 1 at Baton Rouge
1984	Tie, 21-21	NR/NR	Sept. 8 at Gainesville
1985	UF, 20-0	#8/#11	Oct. 5 at Baton Rouge
1986	LSU, 28-17	#18/NR	Oct. 4 at Gainesville
1987	LSU, 13-10	#7/#19	Oct. 3 at Baton Rouge
1988	UF, 19-6	#14/#17	Oct. 1 at Gainesville
1989	UF, 16-13	NR/NR	Oct. 7 at Baton Rouge
1990	UF, 34-8	NR/#10	Oct. 6 at Gainesville
1991	UF, 16-0	NR/#13	Oct. 5 at Baton Rouge
1992	UF, 28-21	NR/#23	Oct. 10 at Gainesville
1993	UF, 58-3	NR/#5	Oct. 9 at Baton Rouge
1994	UF, 42-18	NR/#1	Oct. 8 at Gainesville
1995	UF, 28-10	#21/#3	Oct. 7 at Baton Rouge
1996	UF, 56-13	#12/#1	Oct. 12 at Gainesville
1997	LSU 28-21	#14/#1	Oct. 11 at Baton Rouge
1998	UF, 22-10	#11/#6	Oct. 10 at Gainesville
1999	UF, 31-10	NR/#8	Oct. 9 at Baton Rouge

2000	UF, 41-9	NR/#12	Oct. 7 at Gainesville
2001	UF, 44-15	#18/#2	Oct. 6 at Baton Rouge
2002	LSU, 36-7	#18/#16	Oct. 12 at Gainesville
2003	UF, 19-7	#6/NR	Oct. 11 at Baton Rouge
2004	LSU, 24-21	#24/#12	Oct. 9 at Gainesville
2005	LSU, 21-17	#10/#11	Oct. 15 at Baton Rouge
2006	UF, 23-10	#9/#5	Oct. 7 at Gainesville
2007	LSU, 28-24	#1/#9	Oct. 6 at Baton Rouge
2008	UF, 51-21	#4/#11	Oct. 11 at Gainesville
2009	UF, 13-3	#4/#1	Oct. 10 at Baton Rouge
2010	LSU, 33-29	#12/#14	Oct. 9 at Gainesville
2011	LSU, 41-11	#1/RV	Oct. 8 at Baton Rouge
2012	UF, 14-6	#4/#10	Oct. 6 at Gainesville
2013	LSU, 17-6	#10/#17	Oct. 12 at Baton Rouge
2014	LSU, 30-27	NR/NR	Oct. 11 at Gainesville
2015	LSU, 35-28	#6/#8	Oct. 17 at Baton Rouge
2016	UF, 16-10	#16/#21	Nov. 19 at Baton Rouge

At Baton Rouge: Florida leads 17-16
 At Gainesville: Florida leads 15-12-3
 Ed Orgeron vs. Florida:

OLE MISS

LSU leads 60-41-4



YEAR	RESULTS	AP RANK (LSU/OPP)	DATE (SITE)
1894	UM, 26-6	NR/NR	Dec. 3 Baton Rouge
1896	LSU, 12-4	NR/NR	Nov. 13 at Vicksburg
1899	UM, 11-0	NR/NR	Nov. 3 at Meridian
1901	LSU, 46-0	NR/NR	Nov. 7 at Baton Rouge
1902	LSU, 6-0	NR/NR	Nov. 8 at New Orleans
1903	UM, 11-0	NR/NR	Nov. 21 at New Orleans
1904	LSU, 5-0	NR/NR	Nov. 5 at Baton Rouge
1906	UM, 9-0	NR/NR	Oct. 20 at Baton Rouge
1907	LSU, 23-0	NR/NR	Nov. 16 at Jackson
1909	LSU, 10-0	NR/NR	Oct. 9 at Baton Rouge
1912	UM, 10-7	NR/NR	Oct. 19 at Baton Rouge
1914	UM, 21-0	NR/NR	Oct. 17 at Baton Rouge
1915	LSU, 28-0	NR/NR	Oct. 15 at Oxford
1916	LSU, 41-0	NR/NR	Nov. 19 at Baton Rouge
1917	LSU, 52-7	NR/NR	Oct. 13 at Oxford
1919	LSU, 13-0	NR/NR	Oct. 18 at Baton Rouge
1921	LSU, 21-0	NR/NR	Nov. 12 at Baton Rouge
1926	LSU, 3-0	NR/NR	Nov. 13 at Baton Rouge
1927	UM, 12-7	NR/NR	Nov. 5 at Oxford
1928	LSU, 19-6	NR/NR	Nov. 10 at Baton Rouge
1929	LSU, 13-6	NR/NR	Nov. 16 at Baton Rouge
1930	LSU, 6-0	NR/NR	Nov. 8 at Baton Rouge
1931	LSU, 26-3	NR/NR	Nov. 14 at Jackson
1933	LSU, 31-0	NR/NR	Nov. 18 at Baton Rouge
1934	LSU, 14-0	NR/NR	Nov. 17 at Jackson
1936	LSU, 13-0	NR/NR	Oct. 17 at Baton Rouge
1937	LSU, 13-0	NR/NR	Oct. 16 at Baton Rouge
1938	UM, 20-7	NR/NR	Sept. 24 at Baton Rouge
1939	UM, 14-7	NR/NR	Sept. 30 at Baton Rouge
1940	UM, 19-6	NR/NR	Sept. 28 at Baton Rouge
1941	UM, 13-12	NR/#16	Nov. 8 at Baton Rouge
1942	LSU, 21-7	NR/NR	Oct. 17 at Baton Rouge
1945	LSU, 32-13	#17/NR	Nov. 3 at Baton Rouge
1946	LSU, 34-21	NR/NR	Nov. 2 at Baton Rouge
1947	UM, 20-18	#17/NR	Nov. 1 at Baton Rouge
1948	UM, 49-19	NR/RV	Oct. 30 at Baton Rouge
1949	LSU, 34-7	#17/NR	Oct. 29 at Baton Rouge
1950	LSU, 40-14	NR/NR	Nov. 4 at Baton Rouge
1951	Tie, 6-6	NR/NR	Nov. 3 at Baton Rouge
1952	UM, 28-0	NR/NR	Nov. 1 at Oxford
1953	UM, 27-16	NR/#18	Oct. 31 at Baton Rouge
1954	UM, 21-6	NR/#12	Oct. 30 at Baton Rouge
1955	UM, 29-26	NR/#20	Oct. 29 at Baton Rouge
1956	UM, 46-17	NR/NR	Nov. 3 at Baton Rouge
1957	UM, 14-12	NR/#14	Nov. 9 at Oxford
1958	LSU, 14-0	#1/#6	Nov. 1 at Baton Rouge
1959	LSU, 7-3	#1/#3	Oct. 31 at Baton Rouge
1960	UM, 21-0	#3/#2Jan. 1	at New Orleans (Sugar Bowl)
1960	Tie, 6-6	NR/#3	Oct. 29 at Oxford
1961	LSU, 10-7	#6/#2	Nov. 4 at Baton Rouge
1962	UM, 15-7	#4/#6	Nov. 3 at Baton Rouge
1963	UM, 37-3	NR/#3	Nov. 2 at Baton Rouge
1964	LSU, 11-10	#9/NR	Oct. 31 at Baton Rouge
1965	UM, 23-0	#5/NR	Oct. 30 at Jackson
1966	UM, 17-0	NR/NR	Oct. 29 at Baton Rouge
1967	Tie, 13-13	NR/NR	Nov. 4 at Jackson
1968	UM, 27-24	#14/NR	Nov. 2 at Baton Rouge
1969	UM, 26-23	#8/NR	Nov. 1 at Jackson
1970	LSU, 61-17	#8/#16	Dec. 5 at Baton Rouge
1971	UM, 24-22	#11/NR	Oct. 30 at Jackson
1972	LSU, 17-16	#6/NR	Nov. 4 at Baton Rouge

1973	LSU, 51-14	#7/NR	Nov. 3 at Jackson
1974	LSU, 24-0	NR/NR	Nov. 2 at Baton Rouge
1975	UM, 17-13	NR/NR	Nov. 1 at Jackson
1976	LSU, 45-0	NR/NR	Oct. 30 at Baton Rouge
1977	LSU, 28-21	NR/NR	Oct. 29 at Jackson
1978	LSU, 30-8	#12/NR	Nov. 4 at Baton Rouge
1979	LSU, 28-24	NR/NR	Nov. 3 at Jackson
1980	LSU, 38-16	NR/NR	Nov. 1 at Baton Rouge
1981	Tie, 27-27	NR/NR	Oct. 31 at Jackson
1982	LSU, 45-8	#13/NR	Oct. 30 at Baton Rouge
1983	UM, 27-24	NR/NR	Oct. 29 at Jackson
1984	LSU, 32-29	#15/NR	Nov. 3 at Baton Rouge
1985	LSU, 14-0	#16/NR	Nov. 2 at Jackson
1986	UM, 21-19	#12/NR	Nov. 1 at Baton Rouge
1987	LSU, 42-13	#5/NR	Oct. 31 at Jackson
1988	LSU, 31-20	#13/NR	Oct. 29 at Baton Rouge
1989	LSU, 35-30	NR/NR	Nov. 4 at Oxford
1990	UM, 19-10	NR/#17	Nov. 3 at Baton Rouge
1991	LSU, 25-22	NR/NR	Nov. 2 at Jackson
1992	UM, 32-0	NR/NR	Oct. 31 at Jackson
1993	LSU, 19-17	NR/NR	Oct. 30 at Baton Rouge
1994	UM, 34-21	NR/NR	Oct. 29 at Oxford
1995	LSU, 38-9	NR/NR	Nov. 11 at Baton Rouge
1996	LSU, 39-7	#17/NR	Nov. 16 at Oxford
1997	UM, 36-21	#8/NR	Oct. 18 at Baton Rouge
1998	UM, 37-31(OT)	NR/NR	Oct. 31 at Oxford
1999	UM, 42-23	NR/NR	Oct. 3 at Baton Rouge
2000	LSU, 20-9	NR/NR	Nov. 11 at Oxford
2001	UM, 35-24	NR/NR	Oct. 27 at Baton Rouge
2002	LSU, 14-13	#21/NR	Nov. 23 at Baton Rouge
2003	LSU, 17-14	#3/#15	Nov. 22 at Oxford
2004	LSU, 27-24	#14/NR	Nov. 20 at Baton Rouge
2005	LSU, 40-7	#4/NR	Nov. 19 at Oxford
2006	LSU, 23-20 (OT)	#9/NR	Nov. 18 at Baton Rouge
2007	LSU, 41-24	#1/NR	Nov. 17 at Oxford
2008	UM, 31-13	#18/NR	Nov. 22 at Baton Rouge
2009	UM, 25-23	#10/RV	Nov. 21 at Oxford
2010	LSU, 43-36	#5/NR	Nov. 20 at Baton Rouge
2011	LSU, 52-3	#1/NR	Nov. 19 at Oxford
2012	LSU, 41-35	#8/NR	Nov. 17 at Baton Rouge
2013	UM, 27-24	#6/NR	Oct. 19 at Oxford
2014	LSU, 10-7	#24/#3	Oct. 25 at Baton Rouge
2015	UM, 38-17	#17/#22	Nov. 21 at Oxford
2016	LSU, 38-21	#25/#23	Oct. 22 at Baton Rouge

At Baton Rouge: LSU leads 40-24-1
 At Oxford: LSU leads 9-8-1
 At Jackson: LSU leads 9-6-2
 At Other Sites: UM leads 3-2-0
 Ed Orgeron vs. Ole Miss: 1-0

ALABAMA

Alabama leads 51-25-5



YEAR	RESULTS	AP RANK (LSU/OPP)	DATE (SITE)
1895	LSU, 12-6	NR/NR	Nov. 18 at Baton Rouge
1902	LSU, 11-0	NR/NR	Nov. 29 at Tuscaloosa
1903	UA, 18-0	NR/NR	Nov. 9 at Tuscaloosa
1904	UA, 11-0	NR/NR	Dec. 1 at Baton Rouge
1907	UA, 6-4	NR/NR	Nov. 23 at Mobile
1909	LSU, 12-6	NR/NR	Nov. 25 at Birmingham
1919	UA, 23-0	NR/NR	Nov. 15 at Baton Rouge
1920	UA, 21-0	NR/NR	Nov. 13 at Tuscaloosa
1921	Tie, 7-7	NR/NR	Oct. 29 at New Orleans
1922	UA, 47-3	NR/NR	Nov. 10 at Tuscaloosa
1923	UA, 30-3	NR/NR	Nov. 16 at Montgomery
1925	UA, 42-0	NR/NR	Oct. 10 at Baton Rouge
1926	UA, 24-0	NR/NR	Oct. 30 at Tuscaloosa
1927	Tie, 0-0	NR/NR	Oct. 8 at Birmingham
1928	UA, 13-0	NR/NR	Dec. 8 at Birmingham
1930	UA, 33-0	NR/NR	Nov. 15 at Montgomery
1944	Tie, 27-27	NR/NR	Sept. 30 at Baton Rouge
1945	UA, 26-7	NR/NR	Oct. 6 at Baton Rouge
1946	LSU, 31-21	#19/NR	Nov. 9 at Baton Rouge
1947	UA, 41-12	NR/#8	Nov. 22 at Tuscaloosa
1948	LSU, 26-6	NR/NR	Nov. 20 at Baton Rouge
1951	LSU, 13-7	NR/NR	Sept. 29 at Mobile
1952	UA, 21-20	NR/NR	Sept. 27 at Baton Rouge
1953	Tie, 7-7	NR/NR	Sept. 26 at Mobile
1954	UA, 12-0	NR/NR	Sept. 25 at Baton Rouge
1957	LSU, 28-0	NR/NR	Sept. 28 at Baton Rouge
1958	LSU, 13-3	#15/NR	Sept. 27 at Mobile
1964	UA, 17-9	#8/#3	Nov. 7 at Birmingham
1965	UA, 31-7	NR/#5	Nov. 6 at Baton Rouge
1966	UA, 21-0	NR/#4	Nov. 5 at Birmingham
1967	UA, 7-6	NR/NR	Nov. 11 at Baton Rouge
1968	UA, 16-7	#20/NR	Nov. 9 at Birmingham

1969	LSU, 20-15	#12/NR	Nov. 8 at Baton Rouge
1970	LSU, 14-9	#11/#19	Nov. 7 at Birmingham
1971	UA, 14-7	#18/#4	Nov. 6 at Baton Rouge
1972	UA, 35-21	#6/#2	Nov. 11 at Birmingham
1973	UA, 21-7	#7/#2	Nov. 22 at Baton Rouge
1974	UA, 30-0	NR/#3	Nov. 9 at Birmingham
1975	UA, 23-10	NR/#5	Nov. 8 at Baton Rouge
1976	UA, 28-17	NR/#15	Nov. 6 at Birmingham
1977	UA, 24-3	#18/#2	Nov. 5 at Baton Rouge
1978	UA, 31-10	#10/#3	Nov. 11 at Birmingham
1979	UA, 3-0	NR/#1	Nov. 10 at Baton Rouge
1980	UA, 28-7	NR/#6	Nov. 8 at Tuscaloosa
1981	UA, 24-7	NR/#4	Sept. 5 at Baton Rouge
1982	LSU, 20-10	#11/#8	Nov. 6 at Birmingham
1983	UA, 32-26	NR/#16	Nov. 10 at Baton Rouge
1984	LSU, 16-14	#12/NR	Nov. 10 at Birmingham
1985	Tie, 14-14	#15/#20	Nov. 9 at Baton Rouge
1986	LSU, 14-10	#18/#6	Nov. 8 at Birmingham
1987	UA, 22-10	#5/#13	Nov. 7 at Baton Rouge
1988	LSU, 19-18	#13/#18	Nov. 5 at Tuscaloosa
1989	UA, 32-16	NR/#4	Nov. 11 at Baton Rouge
1990	UA, 24-3	NR/NR	Nov. 10 at Tuscaloosa
1991	UA, 20-17	NR/#8	Nov. 9 at Baton Rouge
1992	UA, 31-11	NR/#3	Nov. 7 at Baton Rouge
1993	LSU, 17-13	NR/#5	Nov. 6 at Tuscaloosa
1994	UA, 35-17	NR/#6	Nov. 5 at Baton Rouge
1995	UA, 10-3	NR/#16	Nov. 4 at Tuscaloosa
1996	UA, 26-0	#11/#10	Nov. 9 at Tuscaloosa
1997	LSU, 27-0	#14/NR	Nov. 8 at Tuscaloosa
1998	UA, 22-16	NR/NR	Nov. 7 at Baton Rouge
1999	UA, 23-17	NR/#12	Nov. 6 at Tuscaloosa
2000	LSU 30-28	NR/NR	Nov. 4 at Baton Rouge
2001	LSU 35-21	NR/NR	Nov. 3 at Tuscaloosa
2002	UA, 31-0	#14/#10	Nov. 16 at Baton Rouge
2003	LSU, 27-3	#3/NR	Nov. 15 at Tuscaloosa
2004	LSU, 26-10	#17/NR	Nov. 13 at Baton Rouge
2005	LSU, 16-13 (OT)	#5/#4	Nov. 12 at Tuscaloosa
2006	LSU, 28-14	#12/NR	Nov. 11 at Baton Rouge
2007	LSU, 41-34	#3/#17	Nov. 3 at Tuscaloosa
2008	UA, 27-21	#15/#1	Nov. 8 at Baton Rouge
2009	UA, 24-15	#9/#3	Nov. 7 at Tuscaloosa
2010	LSU, 24-21	#12/#5	Nov. 6 at Baton Rouge
2011	LSU, 9-6 (OT)	#1/#2	Nov. 5 at Tuscaloosa
2012	UA, 21-0	#1/#2	Jan. 9 at New Orleans (BCS National Championship)
2012	UA, 21-17	#5/#1	Nov. 3 at Baton Rouge
2013	UA, 38-17	#10/#1	Nov. 9 at Tuscaloosa
2014	UA, 20-13 (OT)	#14/#4	Nov. 8 at Baton Rouge
2015	UA, 30-16	#4/#7	Nov. 7 at Tuscaloosa
2016	UA, 10-0	#15/#1	Nov. 5 at Baton Rouge

At Baton Rouge: UA leads 27-9-2
 At Tuscaloosa: UA leads 12-9
 At Birmingham: UA leads 8-5-1
 At Other Sites: UA leads 4-2-2
 Ed Orgeron vs. Alabama:

ARKANSAS

LSU leads 38-22-2



YEAR	RESULTS	AP RANK (LSU/OPP)	DATE (SITE)
1901	LSU, 15-0	NR/NR	Dec. 5 at Baton Rouge
1906	Tie, 6-6	NR/NR	Nov. 29 at Baton Rouge
1907	LSU, 17-12	NR/NR	Nov. 6 at Baton Rouge
1908	LSU, 36-4	NR/NR	Nov. 26 at Little Rock
1909	UA, 16-0	NR/NR	Nov. 13 at Memphis
1910	UA, 51-0	NR/NR	Nov. 24 at Little Rock
1911	UA, 11-0	NR/NR	Nov. 30 at Little Rock
1912	LSU, 7-6	NR/NR	Nov. 16 at Little Rock
1913	LSU, 12-7	NR/NR	Nov. 8 at Shreveport
1914	UA, 20-12	NR/NR	Nov. 7 at Shreveport
1915	LSU, 13-7	NR/NR	Nov. 5 at Shreveport
1916	LSU, 17-7	NR/NR	Nov. 5 at Shreveport
1917	UA, 14-0	NR/NR	Nov. 3 at Shreveport
1919	LSU, 20-0	NR/NR	Oct. 25 at Shreveport
1920	LSU, 3-0	NR/NR	Nov. 6 at Shreveport
1921	LSU, 10-7	NR/NR	Nov. 5 at Shreveport
1922	UA, 40-6	NR/NR	Oct. 28 at Shreveport
1923	UA, 26-13	NR/NR	Oct. 27 at Shreveport
1924	UA, 10-7	NR/NR	Nov. 1 at Shreveport
1925	UA, 12-0	NR/NR	Oct. 31 at Shreveport
1926	LSU, 14-0	NR/NR	Nov. 6 at Shreveport
1927	UA, 28-0	NR/NR	Oct. 29 at Shreveport
1928	UA, 7-0	NR/NR	Nov. 3 at Shreveport
1929	UA, 32-0	NR/NR	Nov. 2 at Shreveport
1930	LSU, 27-12	NR/NR	Nov. 1 at Shreveport
1931	LSU, 13-6	NR/NR	Oct. 24 at Shreveport



DJ Chark

1932	LSU, 14-0	NR/NR	Oct. 22 at Shreveport
1933	LSU, 20-0	NR/NR	Oct. 21 at Shreveport
1934	LSU, 16-0	NR/NR	Oct. 20 at Shreveport
1935	LSU, 13-7	NR/NR	Oct. 19 at Shreveport
1936	LSU, 19-7	#13/NR	Oct. 24 at Shreveport
1947	Tie, 0-0	NR/NR	Jan. 1 at Dallas (Cotton Bowl)
1953	LSU, 9-8	NR/NR	Nov. 21 at Little Rock
1954	LSU, 7-6	NR/#9	Nov. 20 at Shreveport
1955	LSU, 13-7	NR/NR	Nov. 19 at Little Rock
1956	LSU, 21-7	NR/NR	Nov. 24 at Shreveport
1966	LSU, 14-7	NR/#2	Jan. 1 at Dallas (Cotton Bowl)
1992	UA, 30-6	NR/NR	Nov. 27 at Fayetteville
1993	UA, 42-24	NR/NR	Nov. 27 at Baton Rouge
1994	LSU, 30-12	NR/NR	Nov. 26 at Little Rock
1995	LSU, 28-0	NR/#14	Nov. 18 at Baton Rouge
1996	LSU, 17-7	#19/NR	Nov. 29 at Little Rock
1997	LSU, 31-21	#17/NR	Nov. 28 at Baton Rouge
1998	UA, 41-14	NR/#13	Nov. 27 at Little Rock
1999	LSU, 35-10	NR/#17	Nov. 26 at Baton Rouge
2000	UA, 14-3	#24/NR	Nov. 24 at Little Rock
2001	LSU, 41-38	NR/#24	Nov. 23 at Baton Rouge
2002	UA, 21-20	#18/NR	Nov. 29 at Little Rock
2003	LSU, 55-24	#3/NR	Nov. 28 at Baton Rouge
2004	LSU, 43-14	#14/NR	Nov. 26 at Little Rock
2005	LSU, 19-17	#3/NR	Nov. 25 at Baton Rouge
2006	LSU, 31-26	#9/#5	Nov. 24 at Little Rock
2007	UA, 50-48 3ot	#1/NR	Nov. 23 at Baton Rouge
2008	UA, 31-30	NR/NR	Nov. 28 at Little Rock
2009	LSU, 33-30 OT	#17/NR	Nov. 28 at Baton Rouge
2010	UA, 31-23	#6/#13	Nov. 27 at Little Rock
2011	LSU, 41-17	#1/#3	Nov. 25 at Baton Rouge
2012	LSU, 20-13	#8/NR	Nov. 23 at Fayetteville
2013	LSU, 31-27	#15/NR	Nov. 29 at Baton Rouge
2014	UA, 17-0	#20/NR	Nov. 15 at Fayetteville
2015	UA, 31-14	#9/NR	Nov. 14 at Baton Rouge
2016	LSU, 38-10	#19/NR	Nov. 12 at Fayetteville

At Baton Rouge: LSU leads 11-3-1
 At Fayetteville: Tied 2-2
 At Little Rock: LSU leads 8-7
 At Shreveport: LSU leads 16-9
 At Other Sites: Tied 1-1-1
 Ed Orgeron vs. Arkansas:

TENNESSEE

Tennessee leads 20-9-3



YEAR	RESULTS	AP RANK (LSU/OPP)	DATE (SITE)
1925	Tie, 0-0	NR/NR	Oct. 24 at Knoxville
1926	UT, 14-7	NR/NR	Oct. 9 at Baton Rouge
1933	LSU, 7-0	NR/NR	Dec. 2 at Baton Rouge
1934	UT, 19-13	NR/NR	Dec. 8 at Knoxville
1938	UT, 14-6	NR/#8	Oct. 29 at Knoxville
1939	UT, 20-0	#18/#1	Nov. 4 at Baton Rouge
1940	UT, 28-0	NR/#7	Nov. 2 at Knoxville

1941	UT, 13-6	NR/NR	Nov. 1 at Baton Rouge
1942	UT, 26-0	#19/#20	Oct. 31 at Knoxville
1944	UT, 13-0	NR/#16	Nov. 4 at Baton Rouge
1952	UT, 22-3	NR/#8	Nov. 8 at Baton Rouge
1953	UT, 32-14	NR/NR	Nov. 7 at Knoxville
1959	UT, 14-13	#1/#13	Nov. 7 at Knoxville
1964	Tie, 3-3	#7/NR	Oct. 24 at Baton Rouge
1967	UT, 17-14	NR/#4	Oct. 28 at Knoxville
*1972	UT, 24-17	#10/#11	Dec. 30 at Houston
1974	LSU, 20-10	NR/NR	Oct. 12 at Baton Rouge
1975	UT, 24-10	NR/#19	Oct. 4 at Knoxville
1982	Tie, 24-24	#18/NR	Oct. 9 at Baton Rouge
1983	UT, 20-6	NR/NR	Oct. 8 at Knoxville
1988	LSU, 34-9	#9/NR	Sept. 17 at Knoxville
1989	UT, 45-39	NR/#11	Oct. 28 at Baton Rouge
1992	UT, 20-0	NR/#7	Oct. 3 at Baton Rouge
1993	UT, 42-20	NR/#13	Sept. 25 at Knoxville
2000	LSU, 38-31(OT)	NR/#11	Sept. 30 at Baton Rouge
2001	UT, 26-18	#14/#7	Sept. 29 at Knoxville
#2001	LSU, 31-20	#21/#2	Dec. 8 at Atlanta
2005	UT, 30-27 (OT)	#4/#10	Sept. 26 at Baton Rouge
2006	LSU, 28-24	#13/#8	Nov. 4 at Knoxville
#2007	LSU, 21-14	#5/#14	Dec. 1 at Atlanta
2010	LSU, 16-14	#12/NR	Oct. 2 at Baton Rouge
2011	LSU, 38-7	#1/NR	Oct. 15 at Knoxville

* - Bluebonnet Bowl
 # - SEC Championship Game

At Baton Rouge: UT leads, 8-4-2
 At Knoxville: UT leads, 11-3-1
 At Neutral Sites: LSU leads 2-1
 Ed Orgeron vs. Tennessee:

TEXAS A&M

LSU leads 32-20-3



YEAR	RESULTS	AP RANK (LSU/OPP)	DATE (SITE)
1899	A&M, 52-0	NR/NR	Dec. 2 at College Station
1906	A&M, 21-12	NR/NR	Nov. 19 at Baton Rouge
1907	A&M, 11-5	NR/NR	Oct. 21 at College Station
1908	LSU, 26-0	NR/NR	Oct. 17 at New Orleans
1913	Tie, 7-7	NR/NR	Nov. 27 at Houston
1914	A&M, 63-9	NR/NR	Oct. 31 at Dallas
1916	LSU, 13-0	NR/NR	Oct. 14 at Galveston
1917	A&M, 27-0	NR/NR	Oct. 27 at San Antonio
1920	Tie, 0-0	NR/NR	Oct. 16 at College Station
1921	LSU, 6-0	NR/NR	Oct. 15 at Baton Rouge
1922	A&M, 47-0	NR/NR	Oct. 20 at College Station
1923	A&M, 28-0	NR/NR	Oct. 20 at Baton Rouge
1942	LSU, 16-7	NR/NR	Sept. 26 at Baton Rouge
1943	A&M, 28-13	#17/NR	Oct. 9 at Baton Rouge
1944	LSU, 19-14	NR/NR	Jan. 1 at Miami (Orange Bowl)
1945	LSU, 31-12	NR/#17	Oct. 13 at Baton Rouge
1946	LSU, 33-9	#13/NR	Oct. 12 at Baton Rouge

1947	LSU, 19-13	NR/NR	Oct. 11 at Baton Rouge
1948	LSU, 14-13	NR/NR	Oct. 9 at Baton Rouge
1949	LSU, 34-0	NR/NR	Oct. 8 at Baton Rouge
1955	A&M, 28-0	#16/NR	Sept. 24 at Dallas
1956	A&M, 9-6	NR/#9	Sept. 29 at Baton Rouge
1960	LSU, 9-0	NR/NR	Sept. 17 at Baton Rouge
1961	LSU, 16-7	NR/NR	Sept. 30 at Baton Rouge
1962	LSU, 21-0	#5/NR	Sept. 22 at Baton Rouge
1963	LSU, 14-6	NR/NR	Sept. 21 at Baton Rouge
1964	LSU, 9-6	NR/NR	Sept. 19 at Baton Rouge
1965	LSU, 10-0	#8/NR	Sept. 18 at Baton Rouge
1966	Tie, 7-7	NR/NR	Oct. 8 at Baton Rouge
1967	LSU, 17-6	NR/NR	Sept. 30 at Baton Rouge
1968	LSU, 13-12	#20/#13	Sept. 21 at Baton Rouge
1969	LSU, 35-6	NR/NR	Sept. 20 at Baton Rouge
1970	A&M, 20-18	#12/NR	Sept. 19 at Baton Rouge
1971	LSU, 37-0	NR/NR	Sept. 18 at Baton Rouge
1972	LSU, 42-17	#8/NR	Sept. 23 at Baton Rouge
1973	LSU, 28-23	#11/NR	Sept. 22 at Baton Rouge
1974	A&M, 21-14	#7/NR	Sept. 21 at Baton Rouge
1975	A&M, 39-8	NR/#11	Sept. 20 at Baton Rouge
1986	LSU, 35-17	#14/#7	Sept. 13 at Baton Rouge
1987	LSU, 17-3	#6/#15	Sept. 5 at College Station
1988	LSU, 27-0	#17/#11	Sept. 3 at Baton Rouge
1989	A&M, 28-16	#7/NR	Sept. 2 at College Station
1990	LSU, 17-8	NR/#11	Sept. 29 at Baton Rouge
1991	A&M, 45-7	NR/#20	Sept. 14 at College Station
1992	A&M, 31-22	NR/#7	Sept. 5 at Baton Rouge
1993	A&M, 24-0	NR/#5	Sept. 4 at College Station
1994	A&M, 18-13	NR/#15	Sept. 3 at Baton Rouge
1995	A&M, 33-17	NR/#3	Sept. 2 at College Station
2010	LSU, 41-24	#11/#18 Jan. 7	at Arlington (Cotton Bowl)
2012	LSU, 24-19	#6/#20	Oct. 20 at College Station
2013	LSU, 34-10	#18/#9	Nov. 23 at Baton Rouge
2014	LSU, 23-17	NR/NR	Nov. 27 at College Station
2015	LSU, 19-7	NR/NR	Nov. 28 at Baton Rouge
2016	LSU, 54-39	#25/#22	Nov. 24 at College Station

At Baton Rouge: LSU leads 24-10-1
 At College Station: Texas A&M leads 7-4-1
 At Other Sites: LSU leads 4-3-1
 Ed Orgeron vs. Texas A&M: 1-0

SEC CHAMPIONSHIP GAME



YEAR	RESULTS	DATE (SITE)
2001	#21 LSU def. #2 Tennessee	Dec. 8 (Atlanta, Ga. - Georgia Dome)
2003	#3 LSU def. #5 Georgia	Dec. 6 (Atlanta, Ga. - Georgia Dome)
2005	#13 Georgia def. #3 LSU	Dec. 3 (Atlanta, Ga. - Georgia Dome)
2007	#5 LSU def. #14 Tennessee	Dec. 1 (Atlanta, Ga. - Georgia Dome)
2011	#1 LSU def. #12 Georgia	Dec. 3 (Atlanta, Ga. - Georgia Dome)

LSU Record in SEC Championship Game: 4-1



Charles Alexander



Leonard Fournette



Dalton Hilliard

ATTEMPTS

GAME

1.	43	Charles Alexander vs. Wyoming (231 yards)	1977
	43	Steve Van Buren vs. LSU Army Specialists (132)	1943
3.	41	Charles Alexander vs. Tulane (199 yards)	1977
4.	40	Charles Alexander vs. Florida (156 yards)	1977
5.	39	Dalton Hilliard vs. Tulane (179)	1985
6.	37	Derrius Guice vs. Texas A&M (285 yards)	2016
7.	36	Kevin Faulk vs. Arkansas (138 yards)	1996
	36	Dalton Hilliard vs. Florida State (183 yards)	1982
9.	34	Rondell Mealey vs. Notre Dame (233 yards)	1997
10.	32	Leonard Fournette vs. Texas A&M (159 yards)	2015
	32	Joseph Addai vs. Florida (156 yards)	2005
	32	Kevin Faulk vs. Mississippi State (177 yards)	1996
	32	Charles Alexander vs. Indiana (144 yards)	1978
	32	Art Cantrelle vs. Auburn (95 yards)	1970

SEASON

1.	311	Charles Alexander (1,686 yards)	1977
2.	300	Leonard Fournette (1,953 yards)	2015
3.	281	Charles Alexander (1,172 yards)	1978
4.	258	Dalton Hilliard (1,134 yards)	1985
5.	254	Dalton Hilliard (1,268 yards)	1984
6.	249	Stevan Ridley (1,147 yards)	2010
7.	248	Kevin Faulk (1,282 yards)	1996
8.	247	Art Cantrelle (892 yards)	1970
9.	230	LaBrandon Toefield (992 yards)	2001
10.	229	Kevin Faulk (1,279 yards)	1998

CAREER

1.	882	Dalton Hilliard (4,050 yards)	1982-85
2.	856	Kevin Faulk (4,557 yards)	1995-98
3.	855	Charles Alexander (4,035 yards)	1975-78
4.	616	Leonard Fournette (3,830 yards)	2014-16
5.	588	Harvey Williams (2,860 yards)	1986-90
6.	578	Terry Robiskie (2,517 yards)	1973-76
7.	511	LaBrandon Toefield (2,149 yards)	2000-02
8.	491	Garry James (2,217 yards)	1982-85
9.	490	Joseph Addai (2,576 yards)	2001-05
10.	456	Brad Davis (2,163 yards)	1972-74

ATTEMPTS PER GAME

SEASON

1.	28.3	Charles Alexander (311 • 11 games)	1977
2.	25.5	Charles Alexander (281 • 11 games)	1978
3.	25.0	Leonard Fournette (300 • 12 games)	2015
4.	23.5	Dalton Hilliard (258 • 11 games)	1985
5.	23.1	Dalton Hilliard (254 • 11 games)	1984
6.	22.8	Kevin Faulk (205 • 9 games)	1997
7.	22.5	Kevin Faulk (248 • 11 games)	1996
8.	22.5	Art Cantrelle (247 • 11 games)	1970
9.	20.8	Kevin Faulk (229 • 11 games)	1998
10.		Terry Robiskie (224 • 11 games)	1976

CAREER

1.	20.88	Kevin Faulk (856 • 41 games)	1995-98
2.	20.02	Dalton Hilliard (882 • 44 games)	1982-85
3.	19.43	Charles Alexander (855 • 44 games)	1975-78
4.	19.25	Leonard Fournette (616 • 32 games)	2014-16
5.	16.54	Art Cantrelle (397 • 24 games)	1969-71
6.	16.48	LaBrandon Toefield (511 • 31 games)	2000-02
7.	15.00	Jeremy Hill (345 • 23 games)	2012-13
8.	14.70	Harvey Williams (588 • 40 games)	1986-90
9.	14.10	Terry Robiskie (578 • 41 games)	1973-76
10.	13.95	Jimmy Taylor (279 • 20 games)	1956-57

YARDS GAINED

GAME

1.	285	Derrius Guice vs. Texas A&M (37 att.)	2016
2.	284	Leonard Fournette vs. Ole Miss (16 att.)	2016
3.	252	Derrius Guice vs. Arkansas (21 att.)	2016
4.	250	Alley Broussard vs. Ole Miss (26 att.)	2004
5.	246	Kevin Faulk vs. Houston (21 att.)	1996
6.	244	Leonard Fournette vs. Syracuse (26 att.)	2015
7.	237	Charles Alexander vs. Oregon (31 att.)	1977
8.	234	Kevin Faulk vs. Michigan State (25 att.)	1995
9.	233	Leonard Fournette vs. E. Michigan (26 att.)	2015
10.	232	Cecil Collins vs. Auburn (27 att.)	1997

SEASON

1.	1,953	Leonard Fournette (300 att.)	2015
2.	1,686	Charles Alexander (311 att.)	1977
3.	1,401	Jeremy Hill (203 att.)	2013
4.	1,387	Derrius Guice (183 att.)	2016
5.	1,282	Kevin Faulk (248 att.)	1996
6.	1,279	Kevin Faulk (229 att.)	1998
7.	1,268	Dalton Hilliard (254 att.)	1984
8.	1,174	Charles Scott (217 att.)	2008
9.	1,172	Charles Alexander (281 att.)	1978
10.	1,147	Stevan Ridley (249 att.)	2010
11.	1,144	Kevin Faulk (205 att.)	1997

CAREER

1.	4,557	Kevin Faulk (41 games)	1995-98
2.	4,050	Dalton Hilliard (44 games)	1982-85
3.	4,035	Charles Alexander (44 games)	1975-78
4.	3,830	Leonard Fournette (32 games)	2014-16
5.	2,860	Harvey Williams (40 games)	1986-90
6.	2,576	Joseph Addai (51 games)	2001-05
7.	2,517	Terry Robiskie (42 games)	1973-76
8.	2,317	Charles Scott (43 games)	2006-09
9.	2,238	Rondell Mealey (46 games)	1996-99
10.	2,217	Garry James (42 games)	1982-85
17.	1,823	Derrius Guice (24 games)	2015-present

YARDS PER GAME

SEASON

1.	162.8	Leonard Fournette (1,953 • 12 games)	2015
2.	153.3	Charles Alexander (1,686 • 11 games)	1977
3.	127.1	Kevin Faulk (1,144 • 9 games)	1997
4.	120.4	Leonard Fournette (843 • 7 games)	2016
5.	116.8	Jeremy Hill (1,401 • 12 games)	2013
6.	116.5	Kevin Faulk (1,282 • 11 games)	1996
7.	116.3	Kevin Faulk (1,279 • 11 games)	1998
8.	115.6	Derrius Guice (1,387 • 12 games)	2016
9.	115.3	Dalton Hilliard (1,268 • 11 games)	1984
10.	106.5	Charles Alexander (1,172 • 11 games)	1978

CAREER

1.	119.7	Leonard Fournette (3,830 • 32 games)	2014-16
2.	111.1	Kevin Faulk (4,557 • 41 games)	1995-98
3.	93.7	Jeremy Hill (2,156 • 23 games)	2012-13
4.	92.0	Dalton Hilliard (4,050 • 44 games)	1982-85
5.	91.7	Charles Alexander (4,035 • 44 games)	1975-78
6.	76.0	Derrius Guice (1,283 • 32 games)	2015-pres.
7.	71.5	Harvey Williams (2,860 • 40 games)	1986-90
8.	69.3	LaBrandon Toefield (2,149 • 31 games)	2000-02
9.	68.5	Art Cantrelle (1,644 • 24 games)	1969-71
10.	65.7	Jimmy Taylor (1,314 • 20 games)	1956-57

YARDS PER RUSH

GAME (MIN. 10 RUSHES)

1.	19.6	Harvey Williams vs. Rice (10/196)	1987
2.	17.75	Leonard Fournette vs. Ole Miss (16/284)	2016
3.	17.45	Billy Baggett vs. Ole Miss (11/192)	1950
4.	13.69	Kevin Faulk vs. Idaho (13/178)	1998
5.	13.09	Leonard Fournette vs. Notre Dame (11/144)	2014
6.	12.00	Derrius Guice at Arkansas (21/252)	2016
	12.00	Leonard Fournette vs. Auburn (19/228)	2015
8.	11.83	Lee Hedges vs. Tulane (12/142)	1949
9.	11.79	Harvey Williams vs. Ole Miss (14/165)	1987
10.	11.71	Kevin Faulk vs. Houston (21/246)	1996

GAME (MIN. 15 RUSHES)

1.	17.5	Leonard Fournette vs. Ole Miss (16/284)	2016
2.	12.00	Derrius Guice at Arkansas (21/252)	2016
	12.00	Leonard Fournette vs. Auburn (19/228)	2015
4.	11.71	Kevin Faulk vs. Houston (21/246)	1996
5.	11.17	Justin Vincent vs. Georgia (18/201)	2003
6.	10.59	Kevin Faulk vs. Arkansas State (17/180)	1998
7.	10.13	Derrius Guice vs. Southern Miss (16/162)	2016
8.	10.06	Derrius Guice vs. South Carolina (16/161)	2015
9.	10.00	Charles Scott vs. Appalachian St. (16/160)	2008
10.	9.81	Jeremy Hill vs. Mississippi State (16/157)	2013

GAME (MIN. 30 RUSHES)

1.	7.7	Derrius Guice vs. Texas A&M (37/285)	2016
----	-----	---	-------------

GAME (MIN. 40 RUSHES)

1.	5.4	Charles Alexander vs. Wyoming (43/231)	1977
----	-----	--	------



Terry Robiskie

SEASON (MIN. 200 RUSHES)

1	7.579	Derrius Guice (183/1,387)	2016
2	6.901	Jeremy Hill (203/1,401)	2013
3	6.510	Leonard Fournette (300/1,953)	2015
4	6.500	Harvey Williams (154/1,001)	1987
5	6.500	Justin Vincent (154/1,001)	2003
6	5.652	Charles Alexander (155/876)	1976
7	5.585	Kevin Faulk (229/1,279)	1998
8	5.580	Kevin Faulk (205/1,144)	1997
9	5.529	Leonard Fournette (187/1,034)	2014
10	5.421	Charles Alexander (311/1,686)	1977

SEASON (MIN. 200 RUSHES)

1.	6.901	Jeremy Hill (203/1,401)	2013
2.	6.510	Leonard Fournette (300/1,953)	2015
3.	5.585	Kevin Faulk (229/1,279)	1998
4.	5.580	Kevin Faulk (205/1,144)	1997
5.	5.421	Charles Alexander (311/1,686)	1977
6.	5.410	Charles Scott (217/1,174)	2008
7.	5.169	Kevin Faulk (248/1,282)	1996
8.	4.992	Dalton Hilliard (254/1,268)	1984
9.	4.987	Terry Robiskie (224/1,117)	1976
10.	4.902	Jacob Hester (225/1,103)	2007

CAREER (MIN. 400 RUSHES)

1.	6.22	Leonard Fournette (616,3830)	2014-16
2.	5.46	Charles Scott (424/2,317)	2006-09
3.	5.32	Kevin Faulk (856/4,557)	1995-98
4.	5.26	Joseph Addai (490/2,577)	2001-05
5.	4.94	Rondell Mealey (453/2,238)	1996-99

YARDS GAINED BY A QUARTERBACK

GAME			
1.	142	Alvin Dark vs. Ole Miss (11 att.)	1942
2.	139	Paul Lyons at Wisconsin (19 att.)	1971
3.	133	Carl Trimble vs. Colorado (8 att.)	1974
4.	119	Anthony Jennings at Texas A&M (14 att.)	2014
5.	118	Nelson Stokley vs. Kentucky (15 att.)	1965
6.	114	Lynn Amedee vs. Tulane (12 att.)	1961
7.	101	Herb Tyler vs. Ole Miss (17 att.)	1997
8.	100	Jordan Jefferson vs. Tennessee (5 att.)	2010

SEASON

1.	450	Jordan Jefferson	2010
2.	449	Nelson Stokley	1965
3.	433	Alvin Dark	1942
4.	412	Fred Haynes	1967
5.	398	David Woodley	1978
6.	394	Paul Lyons	1971
7.	362	Alan Risher	1980
8.	348	Marcus Randall	2002
9.	299	Nelson Stokley	1967
10.	292	Anthony Jennings	2014



Charles Scott

CAREER

1.	1,018	Jordan Jefferson	2008-11
2.	938	Lee Hedges	1949-51
3.	890	Fred Haynes	1966-68
4.	829	David Woodley	1976-79
5.	821	Nelson Stokley	1965-67
6.	778	Herb Tyler	1995-98
7.	685	Al Doggett	1951-54
8.	671	Paul Lyons	1970-72
9.	617	Marcus Randall	2001-04
10.	566	Carl Otis Trimble	1974-76

TOUCHDOWNS RUSHING

GAME			
1.	5	Kevin Faulk vs. Kentucky	1997
2.	4	Derrius Guice vs. Texas A&M	2016
4		Leonard Fournette vs. Texas Tech	2015
4		LaBrandon Toefield vs. Utah State	2001
4		Rondell Mealey vs. New Mexico State	1996
4		Harvey Williams vs. Miami (Ohio)	1990
4		Dalton Hilliard vs. Kentucky	1984
4		Charles Alexander vs. Oregon	1977
9.	3	By many	
Last:		Leonard Fournette vs. Arkansas	2016

SEASON

1.	22	Leonard Fournette	2015
2.	19	LaBrandon Toefield	2001
3.	18	Charles Scott	2008
4.	17	Charles Alexander	1977
5.	16	Jeremy Hill	2013
6.	15	Derrius Guice	2016
15		Kevin Faulk	1997
15		Stevan Ridley	2010
9.	14	Dalton Hilliard	1985
14		Charles Alexander	1978

CAREER

1.	46	Kevin Faulk	1995-98
2.	45	Dalton Hilliard	1982-85
3.	40	Leonard Fournette	2014-16
40		Charles Alexander	1975-78
5.	32	Charles Scott	2006-09
6.	29	Terry Robiskie	1973-76
29		Rondell Mealey	1996-99
8.	28	Jeremy Hill	2012-13
9.	27	Kenny Hilliard	2011-14
27		Harvey Williams	1986-90
27		Garry James	1982-85



Harvey Williams

RUSHING TDS BY A QUARTERBACK

GAME			
1.	3	Herb Tyler vs. Kentucky	1998
3		David Woodley vs. Tulane	1978
3		Paul Lyons at Wisconsin	1971
3		Nelson Stokley vs. Tulane	1967
5.	2	21 occasions	
Last:		Brandon Harris vs. Auburn	2015

SEASON

1.	7	Jordan Jefferson	2010
7		Herb Tyler	1998
7		Herb Tyler	1997
7		Herb Tyler	1996
7		Jeff Wickersham	1983
7		David Woodley	1979
7.	6	Alan Risher	1980
6		Steve Ensminger	1977
6		Paul Lyons	1971
6		Nelson Stokley	1967
6		Nelson Stokley	1965

CAREER

1.	23	Herb Tyler 1995-98	
2.	15	David Woodley	1977-79
3.	13	Alan Risher 1980-82	
13		Nelson Stokley	1965-67
5.	12	Jordan Jefferson	2008-11
6.	10	Steve Ensminger	1976-79
7.	9	Jeff Wickersham	1982-85
9		Paul Lyons 1970-72	
9		Al Doggett 1951-54	
10.	8	Bert Jones 1970-72	
8		Mike Hillman	1967-69

LONGEST RUSHING TOUCHDOWNS

1.	96	Derrius Guice vs. Arkansas	2016
2.	94	Sal Nicolo vs. Rice	1952
94		Jesse Fatheree vs. Georgia	1935
4	90	Cotton Milner vs. Auburn	1936
5.	89	Leonard Fournette vs. Notre Dame	2014
6.	88	Adrian Dodson vs. Tulane	1940
7.	87	Leonard Fournette vs. South Carolina	2015
87		Jacob Hester vs. Louisiana Tech	2007
87		Justin Vincent vs. Georgia	2003
10.	86	Jeff Burkett vs. Georgia Navy	1942
11.	83	Jordan Jefferson vs. Tennessee	2010
12.	81	Kevin Faulk vs. Idaho	1998
81		Ripper Rowan vs. Alabama	1944
14.	80	Kevin Faulk vs. Houston	1996
15.	79	D.J. Chark vs. Texas Tech	2015



Jacob Hester



Joseph Addai



Garry James

200-YARD GAMES

SEASON	Player	Year
1. 4	Leonard Fournette	2015
2. 2	Derrius Guice	2016
2	Charles Alexander	1977

CAREER

1. 5	Leonard Fournette	2014-16
2. 4	Kevin Faulk	1995-98
3. 2	Derrius Guice	Active
2	Charles Alexander	1975-78

100-YARD GAMES

SEASON	Player	Year
1. 10	Leonard Fournette	2015
10	Charles Alexander	1977
3. 7	Jeremy Hill	2013
7	Kevin Faulk	1996
7	Charles Alexander	1978
6. 7	Derrius Guice	2016
6	Charles Scott	2008
6	Kevin Faulk	1997
6	Dalton Hilliard	1984
6	Steve Van Buren	1943
11. 5	Leonard Fournette	2014
5	Joseph Addai	2005
5	Justin Vincent	2003
5	Kevin Faulk	1998
5	Dalton Hilliard	1985

CAREER

1. 22	Kevin Faulk	1995-98
2. 20	Charles Alexander	1975-78
3. 19	Leonard Fournette	2014-16
19	Dalton Hilliard	1982-85
5. 11	Jeremy Hill	2012-13
6. 8	Charles Scott	2006-09
8	Harvey Williams	1986-90
8. 7	Derrius Guice	Active
7	LaBrandon Toefield	2000-02
7	Rondell Mealey	1996-99

200-YARD RUSHING GAMES (20)

NAME	OPPONENT	YARDS (ATT.)
Derrius Guice	Texas A&M, 2016	285 (37)
Leonard Fournette	Ole Miss, 2016	284 (16)
Derrius Guice	Arkansas, 2016	252 (21)
Alley Broussard	Ole Miss, 2004	250 (26)
Kevin Faulk	Houston, 1996	246 (21)
Leonard Fournette	Syracuse, 2015	244 (26)
Charles Alexander	Oregon, 1977	237 (31)
Kevin Faulk	Michigan State, 1995*	234 (25)
Leonard Fournette	E. Michigan, 2015	233 (26)
Cecil Collins	Auburn, 1997	232 (27)
Charles Alexander	Wyoming, 1977	231 (43)

Leonard Fournette	Auburn, 2015	228 (19)
Rondell Mealey	Notre Dame, 1997*	222 (34)
Jeremy Hill	Iowa, 2013*	216 (28)
Harvey Williams	Kentucky, 1990	214 (28)
Terry Robiskie	Rice, 1976	214 (30)
Leonard Fournette	Texas Tech, 2015*	212 (29)
Kevin Faulk	Kentucky, 1997	212 (28)
Justin Vincent	Georgia, 2003	201 (18)
Kevin Faulk	Alabama, 1998	201 (30)

100-YARD RUSHING GAMES (170)

NAME	OPPONENT	YARDS (ATT.)
Charles Alexander	Tulane, 1977	199 (41)
Charles Alexander	Stanford, 1977 *	197 (31)
Harvey Williams	Rice, 1987	196 (10)
Billy Baggett	Ole Miss, 1950	192 (11)
Jeremy Hill	Auburn, 2013	184 (25)
LaBrandon Toefield	Utah State, 2001	183 (27)
Dalton Hilliard	State, 1982	183 (36)
Charles Alexander	Vanderbilt, 1977	183 (26)
Harvey Williams	Tulane, 1987	181 (19)
Leonard Fournette	Florida, 2015	180 (31)
Kevin Faulk	Arkansas State, 1998	180 (17)
Cecil Collins	Akron, 1997	179 (20)
Kevin Faulk	Idaho, 1998	178 (13)
Dalton Hilliard	Tulane, 1985	174 (39)
LaBrandon Toefield	Arkansas, 2001	173 (30)
Kevin Faulk	Ole Miss, 1997	172 (25)
Cecil Collins	Mississippi State, 1997	172 (22)
Kevin Faulk	Mississippi State, 1995	171 (23)
Jimmy Taylor	Tulane, 1957	171 (19)
Kevin Faulk	Mississippi State, 1996	170 (32)
Dalton Hilliard	East Carolina, 1985	170 (26)
Charles Alexander	Florida, 1977	170 (31)
Jimmy Taylor	Arkansas, 1956	170 (20)
Kevin Faulk	Alabama, 1997	168 (27)
Dalton Hilliard	Wichita State, 1984	166 (17)
Garry James	Tulane, 1982	166 (18)
Harvey Williams	Ole Miss, 1987	165 (14)
Dalton Hilliard	Kentucky, 1984	164 (31)
Derrius Guice	Missouri, 2016	163 (17)
Derrius Guice	Southern Miss, 2016	162 (16)
Derrius Guice	South Carolina, 2015	161 (16)
Rondell Mealey	Houston, 1996	161 (14)
Charles Scott	Appalachian State, 2008	160 (16)
Kevin Faulk	North Texas, 1995	160 (19)
Leonard Fournette	Mississippi State, 2015	159 (28)
Leonard Fournette	Texas A&M, 2015	159 (32)
Stevan Ridley	Vanderbilt, 2010	159 (17)
Kevin Faulk	Ole Miss, 1995	159 (23)
Leonard Fournette	South Carolina, 2015	158 (20)
Rondell Mealey	San Jose State, 1999	158 (24)
Jeremy Hill	Mississippi State, 2013	157 (16)
Joseph Addai	Florida, 2005	156 (32)
Harvey Williams	Tulane, 1990	156 (27)
Charles Alexander	Florida, 1978	156 (40)
Charles Alexander	Tulane, 1978	156 (28)

Brad Davis	South Carolina, 1973	156 (25)
Derrius Guice	Jacksonville State, 2016	155 (19)
Charles Alexander	Rice, 1977	155 (16)
Don Schwab	Tulane, 1963	154 (20)
Dalton Hilliard	Vanderbilt, 1984	152 (25)
Charles Alexander	Vanderbilt, 1976	152 (17)
Dalton Hilliard	Colorado State, 1985	151 (25)
Leonard Fournette	Western Kentucky, 2015	150 (26)
Terrence Magee	Texas A&M, 2013	149 (13)
Kevin Faulk	Tulane, 1996	148 (27)
Dalton Hilliard	North Carolina, 1985	148 (31)
Jessie Myles	Florida, 1980	148 (21)
Leonard Fournette	Mississippi State, 2016	147 (28)
Charles Alexander	Ole Miss, 1978	147 (28)
Leonard Fournette	Texas A&M, 2014	146 (19)
Jeremy Hill	Arkansas, 2013	145 (20)
Dalton Hilliard	Arizona, 1984	145 (29)
Jim Dousay	Tulane, 1967	145 (29)
Charles Scott	Georgia, 2008	144 (21)
Charles Alexander	Indiana, 1978	144 (32)
Charles Alexander	Rice, 1978	144 (24)
Steve Van Buren	Georgia, 1943	144 (25)
Leonard Fournette	Notre Dame, 2014 *	143 (11)
Jeremy Hill	Furman, 2013	143 (14)
Brad Davis	Alabama, 1973	143 (17)
Jermaine Sharp	Tulane, 1994	142 (15)
Lee Hedges	Tulane, 1949	142 (12)
Alvin Dark • QB	Ole Miss, 1942	142 (11)
Kenny Hilliard	North Texas, 2012	141 (13)
Charles Scott	Mississippi State, 2008	141 (27)
Charles Alexander	Utah, 1976	141 (22)
Leonard Fournette	Florida, 2014	140 (27)
Odell Beckham Sr.	Tulane, 1991	140 (23)
Billy Cannon	Alabama, 1957	140 (8)
Paul Lyons • QB	Wisconsin, 1971	139 (19)
Derrius Guice	Louisville, 2016 *	138 (26)
Leonard Fournette	Wisconsin, 2016	138 (23)
Kevin Faulk	Arkansas, 1997	138 (28)
Kevin Faulk	Kentucky, 1996	138 (21)
Charles Alexander	Ole Miss, 1976	138 (16)
Jeff Burkett	Georgia Navy, 1942	138 (14)
Charles Alexander	Mississippi State, 1977	136 (29)
Don Schwab	Florida, 1964	136 (19)
Kevin Faulk	Vanderbilt, 1997	135 (31)
Robert Davis	Texas A&M, 1992	134 (15)
Harvey Williams	Georgia, 1986	133 (24)
Dalton Hilliard	Tulane, 1984	133 (24)
Dalton Hilliard	Oregon State, 1982	133 (18)
Charles Alexander	Missouri, 1978 *	133 (24)
Carl Otis Trimble • QB	Colorado, 1974	133 (8)
Charles Scott	Auburn, 2008	132 (21)
Harvey Williams	Georgia, 1990	132 (24)
Steve Van Buren	ASTU, 1943	132 (43)
Rondell Mealey	Kentucky, 1997	131 (13)
Darrel Williams	Missouri, 2016	130 (21)
Joseph Addai	Miami (Fla.), 2005*	130 (24)
Jermaine Sharp	South Carolina, 1994	130 (23)



Rondell Mealey



Stevan Ridley



LaBrandon Toefield

Dan Sandifer	Texas A&M, 1945	130 (11)
LaBrandon Toefield	Kentucky, 2001	129 (28)
Jermaine Sharp	Mississippi State, 1994	129 (23)
Terry Robiskie	Ole Miss, 1976	129 (24)
Dalton Hilliard	Florida State, 1983	128 (20)
Garry James	Oregon State, 1982	128 (12)
Terrence Magee	Kentucky, 2014	127 (9)
Jeremy Hill	Texas A&M, 2012	127 (17)
Justin Vincent	Auburn, 2003	127 (14)
Dalton Hilliard	Florida, 1982	127 (26)
Jacob Hester	Arkansas, 2007	126 (28)
Keiland Williams	Virginia Tech, 2007	126 (7)
Terry Robiskie	Kentucky, 1976	126 (24)
Adrian Dodson	Holy Cross, 1940	126 (26)
Kevin Faulk	Arkansas, 1996	125 (36)
James Jacquet	Ole Miss, 1991	125 (13)
Levi Johns	Ole Miss, 1953	125 (16)
Jeremy Hill	Clemson, 2012*	124 (12)
Jeremy Hill	South Carolina, 2012	124 (17)
Shyrona Carey	Western Illinois, 2003	124 (21)
Dalton Hilliard	Mississippi State, 1985	124 (22)
Alfred Blue	North Texas, 2012	123 (16)
Stevan Ridley	Tennessee, 2010	123 (22)
Kevin Faulk	Mississippi State, 1998	123 (24)
Dalton Hilliard	Ole Miss, 1982	123 (23)
Charles Alexander	Wake Forest, 1978	123 (31)
Leroy Labat	Mississippi State, 1951	123 (29)
Gene Knight	Ole Miss, 1945	123 (13)
Leonard Fournette	New Mexico State, 2014	122 (18)
Domanick Davis	Mississippi State, 2002	122 (18)
Domanick Davis	Illinois, 2001*	122 (28)
Garry James	Wichita State, 1984	122 (21)
Billy Cannon	Tennessee, 1959	122 (22)
Jeremy Hill	Florida, 2013	121 (19)
Rondell Mealey	New Mexico State, 1996	121 (12)
Dalton Hilliard	Washington, 1983	121 (21)
Dalton Hilliard	South Carolina, 1983	121 (24)
Hokie Gajan	Rice, 1978	121 (21)
Ebert Van Buren	Texas A&M, 1949	121 (14)
Jacob Hester	Tennessee, 2007	120 (23)
LaBrandon Toefield	Auburn, 2001	120 (29)
LaBrandon Toefield	Tennessee, 2000	120 (15)
Anthony Jennings • QB	Texas A&M, 2014	119 (14)
Alfred Blue	Western Kentucky, 2011	119 (9)
LaBrandon Toefield	Mississippi State, 2000	119 (26)
Chris Dantin	Rice, 1972	119 (23)
Rondell Mealey	North Texas, 1999	118 (13)
Dalton Hilliard	Notre Dame, 1984	118 (13)
Dalton Hilliard	Tulane, 1983	118 (28)
Hokie Gajan	Rice, 1979	118 (19)
Allen Shorey	Alabama, 1969	118 (26)
Tommy Allen	Kentucky, 1967	118 (19)
Nelson Stokley • QB	Kentucky, 1965	118 (15)
Steve Van Buren	TCU, 1943	118 (23)
Jeremy Hill	Kent State, 2013	117 (11)
Justin Vincent	Oklahoma, 2003*	117 (16)
Kevin Faulk	Ole Miss, 1996	117 (28)

Gene Lang	Mississippi State, 1980	117 (11)
Charles Alexander	Indiana, 1977	117 (24)
Brad Davis	Tulane, 1974	117 (23)
Art Cantrelle	Ole Miss, 1970	117 (25)
Billy Cannon	Tulane, 1958	117 (15)
Jimmy Taylor	Ole Miss, 1957	117 (15)
Albin Collins	Mississippi State, 1947	117 (17)
Kenny Hilliard	Idaho, 2012	116 (11)
Stevan Ridley	West Virginia, 2010	116 (20)
Keiland Williams	Louisiana Tech, 2009	116 (15)
Eddie Fuller	Tennessee, 1988	116 (18)
Garry James	Florida State, 1982	116 (20)
Jacob Hester	Louisiana Tech, 2007	115 (11)
Chris Dantin	Wisconsin, 1972	115 (27)
Eddie Ray	Tulane, 1969	115 (21)
Johnny Robinson	Tennessee, 1959	115 (17)
Jerry Marchand	Tulane, 1952	115 (13)
Charles Scott	Tulane, 2008	114 (12)
Kevin Faulk	Vanderbilt, 1996	114 (19)
Eddie Fuller	Kentucky, 1988	114 (21)
Lynn Amedee • QB	Tulane, 1961	114 (12)
Levi Johns	Arkansas, 1955	114 (15)
Steve Van Buren	Texas A&M, 1943	114 (22)
Leonard Fournette	Ole Miss, 2014	113 (23)
Domanick Davis	South Carolina, 2002	113 (26)
Art Cantrelle	Texas A&M, 1970	113 (26)
Dan Sandifer	Miami (Fla.), 1946	113 (11)
Bill Montgomery	Ole Miss, 1945	113 (11)
Steve Van Buren	Rice, 1943	113 (19)
Charles Scott	Tulane, 2009	112 (18)
Justin Vincent	Arkansas, 2003	112 (18)
Vincent Gonzales	Florida, 1955	112 (23)
LaBrandon Toefield	Miami (Ohio), 2002	111 (17)
Jermaine Sharp	Arkansas, 1994	111 (9)
Levi Johns	Texas Tech, 1954	111 (21)
James Roshto	Alabama, 1951	111 (11)
Kenny Hilliard	Wisconsin, 2014	110 (18)
Eddie Fuller	Ohio, 1989	110 (8)
Charles Alexander	Alabama, 1977	110 (22)
Spencer Ware	Florida, 2011	109 (24)
Joseph Addai	Arizona State, 2005	109 (16)
Alley Broussard	Iowa, 2004*	109 (13)
Domanick Davis	North Texas, 1999	109 (17)
Terry Robiskie	South Carolina, 1975	109 (26)
Joe Labruzzo	TCU, 1963	109 (12)
Sal Nicolo	Rice, 1952	109 (4)
Leonard Fournette	Ole Miss, 2015	108 (25)
Terrence Magee	Kent State, 2013	108 (9)
Terrence Magee	Furman, 2013	108 (7)
Alley Broussard	South Carolina, 2003	108 (19)
Kevin Faulk	Notre Dame, 1998	108 (31)
Billy Cannon	Kentucky, 1958	108 (12)
Earl Gros	Mississippi State, 1961	108 (14)
Jeremy Hill	Alabama, 2012	107 (29)
Spencer Ware	Mississippi State, 2011	107 (22)
Keiland Williams	Notre Dame, 2006*	107 (16)
Joseph Addai	Ole Miss, 2004	107 (14)

Terry Robiskie	Vanderbilt, 1976	107 (17)
Jacob Hester	Florida, 2007	106 (23)
Alley Broussard	Louisiana Tech, 2003	106 (16)
Domanick Davis	Ole Miss, 2000	106 (25)
Odell Beckham Sr.	Colorado State, 1992	106 (7)
Sam Martin	Georgia, 1986	106 (11)
Hokie Gajan	Florida State, 1979	106 (24)
Steve Rogers	Tulane, 1974	106 (22)
Jim Benglis	Texas A&M, 1971	106 (6)
Bill Schroll	Rice, 1947	106 (10)
Jabbo Stell	Loyola, 1937	106 (11)
Joseph Addai	Auburn, 2005	105 (24)
Stevan Ridley	Texas A&M, 2010*	105 (24)
Justin Vincent	Ole Miss, 2003	105 (22)
Kevin Faulk	Notre Dame, 1997	105 (26)
Jerry Murphree	Florida, 1977	105 (25)
Joe Labruzzo	Mississippi State, 1965	105 (15)
Jerry Marchand	Arkansas, 1953	105 (21)
Jay Johnson	Ole Miss, 1993	104 (15)
Hokie Gajan	Kentucky, 1979	104 (20)
Don Schwab	Tulane, 1964	104 (20)
Jimmy Taylor	Oklahoma A&M, 1956	104 (12)
Rondell Mealey	Akron, 1997	103 (15)
Gene Knight	Miami (Fla.), 1946	103 (18)
Bill Montgomery	Georgia Tech, 1945	103 (17)
Kenny Hilliard	Arkansas, 2011	102 (19)
Spencer Ware	Texas A&M, 2010*	102 (10)
Charles Scott	North Texas, 2008	102 (7)
Joseph Addai	Vanderbilt, 2005	102 (24)
Justin Vincent	Arkansas State, 2004	102 (13)
Kendall Cleveland	Arkansas, 1995	102 (24)
Eddie Ray	Alabama, 1969	102 (16)
Jim Dousay	Mississippi State, 1967	102 (19)
Don Schwab	Mississippi State, 1964	102 (22)
Danny LeBlanc	Kentucky, 1963	102 (23)
Don Schwab	TCU, 1963	102 (16)
O.K. Ferguson	Florida, 1955	102 (24)
Zollie Toth	Ole Miss, 1949	102 (18)
Leonard Fournette	Auburn, 2016	101 (16)
Alfred Blue	Washington, 2012	101 (14)
Charles Scott	Tulane, 2006	101 (15)
Herb Tyler • QB	Ole Miss, 1997	101 (17)
Arthur Cantrelle	Wisconsin, 1971	101 (11)
Edward Campbell	North Carolina, 1961	101 (10)
Billy Baggett	Vanderbilt, 1950	101 (19)
Steve Van Buren	Georgia Tech, 1943	101 (14)
Sulcer Harris	Louisiana Tech, 1941	101 (9)
Jordan Jefferson • QB	Tennessee, 2010	100 (5)
Harvey Williams	Florida State, 1990	100 (22)
Joe Labruzzo	Kentucky, 1965	100 (14)
Vincent Gonzales	Texas Tech, 1954	100 (18)
Bill Montgomery	Georgia, 1945	100 (11)

* - Denotes bowl game



Charles Alexander



Derrius Guice



Justin Vincent

CONSECUTIVE 100-YARD RUSHING GAMES

1.	9	Leonard Fournette	2014-15
		146 vs. Texas A&M, 143 vs. Notre Dame*, 159 at #25 Mississippi State, 228 vs. #18 Auburn, 244, at Syracuse, 233 vs. Eastern Michigan, 158 vs. South Carolina, 180 vs. #8 Florida, 150 vs. Western Kentucky	
9		Charles Alexander	1977-78
		110 vs. #2 Alabama, 136 vs. Mississippi State, 199 at Tulane, 231 vs. Wyoming, 197 vs. Stanford*, 144 vs. Indiana, 123 vs. Wake Forest, 144 at Rice, 156 at Florida	
3.	7	Leonard Fournette	2015-16
		108 at #22 Ole Miss, 159 vs. Texas A&M, 212 vs. Texas Tech*, 138 vs. Wisconsin, 147 vs. Mississippi State, 101 at Auburn, 284 vs. #23 Ole Miss	
4.	5	Kevin Faulk	1997
		172 vs. Ole Miss, 212 at Kentucky, 168 at Alabama, 105 vs. Notre Dame, 138 vs. Arkansas	
5.	4	Charles Scott	2008
		160 vs. Appalachian State, 102 vs. North Texas, 132 at #10 Auburn, 141 vs. Mississippi State	
4		Justin Vincent	2003
		105 at Ole Miss, 112 vs. Arkansas, 201 vs. #5 Georgia^, 117 vs. #1 Oklahoma*	
4		Steve Van Buran	1943
		144 vs. Georgia, 113 vs. Rice, 114 vs. Texas A&M, 132 vs. Louisiana Army (STU)	
8.	3	Jeremy Hill	2012
		124 vs. #3 South Carolina, 127 at #20 Texas A&M, 107 vs. #1 Alabama	
3		Joseph Addai	2005
		102 at Vanderbilt, 156 vs. #11 Florida, 105 vs. #16 Auburn	
3		Cecil Collins	1997
		172 at Mississippi State, 232 vs. #12 Auburn, 179 vs. Akron	
3		Kevin Faulk	1996
		117 at Ole Miss, 148 vs. Tulane, 125 at Arkansas	

3		Dalton Hilliard	1984
		152 at #16 Kentucky, 164 vs. Notre Dame, 118 vs. Ole Miss	
3		Terry Robiskie	1976
		107 vs. Vanderbilt, 126 at Kentucky, 129 vs. Ole Miss	
3		Don Schwab	1964
		102 vs. Mississippi State, 104 at Tulane, 136 vs. Florida	
15.	2	Derrius Guice	2016
		285 at Texas A&M, 138 vs. Louisville*	
2		Derrius Guice	2016
		163 vs. Missouri, 162 vs. Southern Miss	
2		Jeremy Hill	2013
		145 vs. Arkansas, 216 vs. Iowa*	
2		Jeremy Hill	2013
		157 at Mississippi State, 121 vs. #17 Florida	
2		Jeremy Hill	2013
		117 vs. Kent State, 185 vs. Auburn	
2		Alfred Blue	2012
		123 vs. North Texas, 101 vs. Washington	
2		Stevan Ridley	2010
		116 at #22 West Virginia, 123 vs. Tennessee	
2		Charles Scott	2008
		144 vs. #9 Georgia, 114 vs. Tulane	
2		Jacob Hester	2007
		126 vs. Arkansas, 120 vs. #14 Tennessee^	
2		LaBrandon Toefield	2001
		173 vs. #24 Arkansas, 120 vs. #25 Auburn	
2		Rondell Mealey	1999
		158 vs. San Jose State, 118 vs. North Texas	
2		Kevin Faulk	1998
		201 vs. Alabama, 108 at #10 Notre Dame	
2		Rondell Mealey	1997
		129 vs. #12 Auburn, 103 vs. Akron	
2		Kevin Faulk	1996
		138 vs. Kentucky, 170 vs. Mississippi State	
2		Kevin Faulk	1995-96
		234 vs. Michigan State*, vs. Houston	
2		Jermaine Sharp	1994

2		142 at Tulane, 111 at Arkansas	1990
		Harvey Williams	
214 vs. Kentucky, 100 at #12 Florida State			
2		Dalton Hilliard	1985
		174 at Tulane, 170 vs. East Carolina	
2		Dalton Hilliard	1985
		148 at North Carolina, 151 vs. Colorado State	
2		Dalton Hilliard	1984
		166 vs. Wichita State, 145 vs. Arizona	
2		Garry James	1982
		116 vs. #7 Florida State, 166 vs. Tulane	
2		Hokie Gajan	1979
		104 vs. Kentucky, 106 vs. #8 Florida State	
2		Charles Alexander	1977
		170 vs. #9 Florida, 183 at Vanderbilt	
2		Charles Alexander	1976-77
		141 vs. Utah, 117 at Indiana	
2		Chris Dantin	1972
		115 vs. Wisconsin, 119 at Rice	
2		Jim Dousay	1967
		102 vs. Mississippi State, 145 vs. Tulane	
2		Billy Baggett	1950
		192 vs. Ole Miss, 101 at Vanderbilt	

^ = Denotes SEC Championship Game; * - Denotes bowl game

CONSECUTIVE 100-YARD RUSHING GAMES

PLAYER	YEAR	STREAK
Leonard Fournette	2014-15	9
Charles Alexander	1977-78	9
Leonard Fournette	2016-15	7
Kevin Faulk	1997	5
Charles Scott	2008	4
Justin Vincent	2003	4
Steve Van Buren	1943	4
Jeremy Hill	2012	3
Joseph Addai	2005	3
Cecil Collins	1997	3
Kevin Faulk	1996	3
Dalton Hilliard	1984	3
Terry Robiskie	1976	3
Don Schwab	1964	3

PLAYER	YEAR	STREAK
Derrius Guice	2016 (2x)	2
Jeremy Hill	2013 (3x)	2
Alfred Blue	2012	2
Stevan Ridley	2010	2
Charles Scott	2008	2
Jacob Hester	2007	2
LaBrandon Toefield	2001	2
Rondell Mealey	1999	2
Kevin Faulk	1998	2
Rondell Mealey	1997	2
Kevin Faulk	1996	2
Kevin Faulk	1995-96	2
Jermaine Sharp	1994	2
Harvey Williams	1990	2

PLAYER	YEAR	STREAK
Dalton Hilliard	1985 (2x)	2
Dalton Hilliard	1984	2
Garry James	1982	2
Hokie Gajan	1979	2
Charles Alexander	1977	2
Charles Alexander	1976-77	2
Chris Dantin	1972	2
Jim Dousay	1967	2
Billy Baggett	1950	2

SAME GAME 100-YARD RUSHING PERFORMANCES

NAMES (YARDS)	OPPONENT	COMBINED ATT./YDS.
Derrius Guice (17/163) and Darrel Williams (21/130)	Missouri, 2016	38/293
Derrius Guice (16/161) and Leonard Fournette (20/158)	South Carolina, 2015	36/319
Leonard Fournette (19/146) and Anthony Jennings (14/119)	Texas A&M, 2014	33/265
Jeremy Hill (14/143) and Terrence Magee (7/108)	Furman, 2013	21/251
Jeremy Hill (11/117) and Terrence Magee (9/108)	Kent State, 2013	20/225
Kenny Hilliard (13/141) and Alfred Blue (16/123)	North Texas, 2012	29/264
Stevan Ridley (24/105) and Spencer Ware (10/102)	Texas A&M, 2010*	34/207
Stevan Ridley (22/123) and Jordan Jefferson (5/100)	Tennessee, 2010	27/223
Alley Broussard (26/250) and Joseph Addai (14/107)	Ole Miss, 2004	40/357
Rondell Mealey (13/118) and Domanick Davis (17/109)	North Texas, 1999	30/227
Kevin Faulk (28/212) and Rondell Mealey (13/131)	Kentucky, 1997	41/343
Kevin Faulk (25/172) and Herb Tyler (17/101)	Ole Miss, 1997	42/273
Cecil Collins (20/179) and Rondell Mealey (15/103)	Akron, 1997	35/282
Kevin Faulk (21/246) and Rondell Mealey (14/161)	Houston, 1996	35/407
Harvey Williams (24/133) and Sam Martin (11/109)	Georgia, 1986	35/242
Dalton Hilliard (17/166) and Garry James (21/122)	Wichita State, 1984	38/288
Dalton Hilliard (36/183) and Garry James (20/116)	Florida State, 1982	56/299
Dalton Hilliard (18/133) and Garry James (12/128)	Oregon State, 1982	30/261
Charles Alexander (24/144) and Hokie Gajan (21/121)	Rice, 1978	45/265
Charles Alexander (31/170) and Jerry Murphree (25/105)	Florida, 1977	56/275
Charles Alexander (16/138) and Terry Robiskie (24/129)	Ole Miss, 1976	40/267
Brad Davis (23/117) and Steve Rogers (22/106)	Tulane, 1974	55/223
Paul Lyons (19/139) and Arthur Cantrelle (11/101)	Wisconsin, 1971	30/240
Nelson Stokley (15/114) and Joe Labruzzo (14/100)	Kentucky, 1965	29/214
Joe Labruzzo (12/109) and Don Schwab (16/102)	TCU, 1963	28/211
Billy Cannon (22/122) and Johnny Robinson (17/115)	Tennessee, 1959	39/237
Vincent Gonzales (23/112) and O.K. Ferguson (24/102)	Florida, 1955	47/214
Levi Johns (21/111) and Vincent Gonzales (18/100)	Texas Tech, 1954	39/211
Dan Sandifer (11/113) and Gene Knight (18/103)	Miami (Fla.), 1946	29/216
Gene Knight (13/123) and Bill Montgomery (11/113)	Ole Miss, 1945	24/236

* - denotes bowl game

1,000-YARD RUSHERS • SEASON

PLAYER	YEAR	YARDS	CARRIES	AVG	GAMES TO 1,000
Leonard Fournette	2015	1,953	300	6.5	5
Charles Alexander	1977	1,686	311	5.4	7
Jeremy Hill *	2013	1,401	203	6.9	10
Derrius Guice	2016	1,387	183	7.6	11
Kevin Faulk	1996	1,282	248	5.2	9
Kevin Faulk	1998	1,279	229	5.6	9
Dalton Hilliard	1984	1,268	254	5.0	9
Charles Scott	2008	1,174	217	5.4	10
Charles Alexander	1978	1,172	281	4.2	10
Stevan Ridley	2010	1,147	249	4.6	12
Kevin Faulk *	1997	1,144	205	5.6	8
Dalton Hilliard	1985	1,134	258	4.4	11
Terry Robiskie	1976	1,117	224	5.0	10
Jacob Hester	2007	1,103	225	4.9	13
Leonard Fournette	2014	1,034	187	5.5	13
Justin Vincent	2003	1,001	154	6.5	14
Harvey Williams	1987	1,001	154	6.5	11

* Faulk did not play against Mississippi State and Auburn in 1997; Hill did not play versus TCU in 2013.

1,000-YARD RUSHERS • CAREER

PLAYER (YEARS)	YARDS
Kevin Faulk (1995-98)	4,557
Dalton Hilliard (1982-85)	4,050
Charles Alexander (1975-78)	4,035
Leonard Fournette (2014-16)	3,830
Harvey Williams (1986-90)	2,860
Joseph Addai (2001-05)	2,576
Terry Robiskie (1973-76)	2,517
Charles Scott (2006-09)	2,317
Rondell Mealey (1996-99)	2,238
Garry James (1982-85)	2,217
Brad Davis (1972-74)	2,163
Jeremy Hill (2012-13)	2,156
LaBrandon Toefield (2000-02)	2,149
Domanick Davis (1999-02)	2,056
Justin Vincent (2003-06)	2,021
Billy Cannon (1957-59)	1,867
Derrius Guice (Active)	1,823

PLAYER (YEARS)	YARDS
Eddie Fuller (1986-89)	1,816
Jacob Hester (2004-07)	1,780
Keiland Williams (2006-09)	1,699
Art Cantrelle (1969-71)	1,644
Hokie Gajan (1977-80)	1,563
Kenny Hilliard (2011-14)	1,557
Alley Broussard (2003-06)	1,537
Chris Dantin (1970-72)	1,502
Gene Knight (1943-46)	1,491
Don Schwab (1963-65)	1,424
Stevan Ridley (2008-10)	1,419
Michael Ford (2011-12)	1,392
Sammy Martin (1984-97)	1,359
Billy Baggett (1948-50)	1,334
Terrence Magee (2011-14)	1,330
Jimmy Taylor (1956-57)	1,314
Tommy Allen (1966-68)	1,284

LONGEST RUSHING TOUCHDOWNS

1.	96	Derrius Guice vs. Arkansas	2016
2.	94	Sal Nicolo vs. Rice	1952
	94	Jesse Fatheree vs. Georgia	1935
4.	90	Cotton Milner vs. Auburn	1936
5.	89	Leonard Fournette vs. Notre Dame	2014
6.	88	Adrian Dodson vs. Tulane	1940
7.	87	Leonard Fournette vs. South Carolina	2015
	87	Jacob Hester vs. Louisiana Tech	2007
	87	Justin Vincent vs. Georgia	2003
10.	86	Jeff Burkett vs. Georgia Navy	1942
11.	83	Jordan Jefferson vs. Tennessee	2010
12.	81	Kevin Faulk vs. Idaho	1998
	81	Ripper Rowan vs. Alabama	1944
14.	80	Kevin Faulk vs. Houston	1996
15.	79	D.J. Chark vs. Texas Tech	2015

YEAR-BY-YEAR INDIVIDUAL 100-YARD RUSHING GAMES

1937	1	1959	2	1981	0	2003	8
1938	0	1960	0	1982	7	2004	4
1939	0	1961	3	1983	4	2005	5
1940	1	1962	0	1984	7	2006	2
1941	1	1963	4	1985	5	2007	5
1942	2	1964	3	1986	2	2008	6
1943	6	1965	3	1987	3	2009	2
1944	0	1966	0	1988	2	2010	6
1945	5	1967	3	1989	1	2011	4
1946	2	1968	0	1990	4	2012	8
1947	2	1969	3	1991	2	2013	10
1948	0	1970	2	1992	2	2014	8
1949	3	1971	3	1993	1	2015	11
1950	2	1972	2	1994	4	2016	11
1951	2	1973	2	1995	5	TOTAL	288
1952	2	1974	3	1996	9		
1953	2	1975	1	1997	13		
1954	2	1976	7	1998	5		
1955	3	1977	11	1999	3		
1956	2	1978	8	2000	3		
1957	3	1979	3	2001	5		
1958	2	1980	2	2002	3		



Tommy Hodson



Josh Booty



Rohan Davey

ATTEMPTS

GAME	Rank	Player	Year
1.	58	Josh Booty vs. Auburn (29 comp., 285 yards)	1999
2.	51	Brandon Harris vs. Ole Miss (26 comp., 324 yards)	2015
	51	Jeff Wickersham vs. Mississippi State (33 comp., 368 yards)	1983
4.	49	Tommy Hodson vs. Tennessee (31 comp., 438 yards)	1989
5.	45	Marcus Randall vs. Texas (19 comp., 193 yards)	2003
	45	Josh Booty vs. Georgia (19 comp., 280 yards)	1999
	45	Jamie Howard vs. Florida (17 comp., 215 yards)	1995
	45	Tommy Hodson vs. Ohio State (25 comp., 267 yards)	1987
9.	44	Rohan Davey vs. Alabama (35 comp., 528 yards)	2001
	44	Jesse Daigle vs. Mississippi State (25 comp., 394 yards)	1991

SEASON

1.	367	Rohan Davey (217 comp., 3,347 yards)	2001
2.	359	Matt Flynn (202 comp., 2,407 yards)	2007
3.	358	Matt Mauck (229 comp., 2,825 yards)	2003
4.	352	Zach Mettenberger (207 comp., 2,609 yards)	2012
5.	346	Jeff Wickersham (209 comp., 2,145 yards)	1985
6.	342	JaMarcus Russell (232 comp., 3,129 yards)	2006
7.	337	Jeff Wickersham (193 comp., 2,542 yards)	1983
8.	333	Josh Booty (162 comp., 1,830 yards)	1999
9.	317	Tommy Hodson (183 comp., 2,655 yards)	1989
10.	312	Jeff Wickersham (178 comp., 2,165 yards)	1984

CAREER

1.	1,163	Tommy Hodson (674 comp., 9,115 yards)	1986-89
2.	1,005	Jeff Wickersham (587 comp., 6,921 yards)	1982-85
3.	934	Jamie Howard (459 comp., 6,158 yards)	1992-95
4.	797	JaMarcus Russell (493 comp., 6,625 yards)	2004-06
5.	715	Herb Tyler (434 comp., 5,876 yards)	1995-98
6.	678	Jordan Jefferson (397 comp., 4,733 yards)	2008-11
7.	659	Zach Mettenberger (407 comp., 5,783 yards)	2011-13
8.	623	Josh Booty (307 comp., 3,951 yards)	1999-2000
9.	615	Alan Risher (381 comp., 4,585 yards)	1980-82
10.	565	Jarrett Lee (317 comp., 3,949 yards)	2008-11

COMPLETIONS

GAME	Rank	Player	Year
1.	35	Rohan Davey vs. Alabama (44 atts., 528 yards)	2001
2.	33	Jeff Wickersham vs. Mississippi State (51 atts., 368 yards)	1983
3.	31	Tommy Hodson vs. Tennessee (49 atts., 438 yards)	1989
	31	Jeff Wickersham vs. Notre Dame (42 atts., 294 yards)	1985
5.	29	Josh Booty vs. Auburn (58 atts., 285 yards)	1999
	29	Jeff Wickersham vs. Florida (42 atts., 271 yards)	1984
7.	28	Chad Loup vs. Arkansas (43 atts., 339 yards)	1993
8.	27	Rohan Davey vs. Kentucky (38 atts., 383 yards)	2001
9.	26	Brandon Harris vs. Ole Miss (51 att., 324 yards)	2015
	26	Rohan Davey vs. Middle Tennessee (37 atts., 318 yards)	2001

SEASON

1.	232	JaMarcus Russell (342 atts., 3,129 yards)	2006
2.	229	Matt Mauck (358 atts., 2,825 yards)	2003
3.	217	Rohan Davey (367 atts., 3,347 yards)	2001
4.	209	Jeff Wickersham (346 atts., 2,145 yards)	1985
5.	207	Zach Mettenberger (352 atts., 2,609 yards)	2012
6.	202	Matt Flynn (359 atts., 2,407 yards)	2007
7.	193	Jeff Wickersham (337 atts., 2,542 yards)	1983
8.	192	Zach Mettenberger (296 atts., 3,082 yards)	2013
9.	188	JaMarcus Russell (311 atts., 2,443 yards)	2005
10.	183	Tommy Hodson (317 atts., 2,655 yards)	1989

CAREER

1.	674	Tommy Hodson (1,163 atts., 9,115 yards)	1986-89
2.	587	Jeff Wickersham (1,005 atts., 6,921 yards)	1982-85
3.	493	JaMarcus Russell (797 atts., 6,625 yards)	2004-06
4.	459	Jamie Howard (934 atts., 6,158 yards)	1992-95
5.	434	Herb Tyler (715 atts., 5,876 yards)	1995-98
6.	407	Zach Mettenberger (659 atts., 5,783 yards)	2011-13
7.	397	Jordan Jefferson (678 atts., 4,733 yards)	2008-11
8.	381	Alan Risher (615 atts., 4,585 yards)	1980-82
9.	317	Jarrett Lee (565 atts., 3,949 yards)	2008-11
10.	310	Matt Mauck (529 atts., 3,831 yards)	2001-03

CONSECUTIVE COMPLETIONS

1.	14	JaMarcus Russell (vs. Mississippi State)	2006
	14	Matt Mauck (vs. Louisiana Tech)	2003
	14	Chad Loup (vs. Arkansas)	1993
4.	12	Zach Mettenberger (at Mississippi State)	2013
	12	Tommy Hodson (at Tennessee)	1988
	12	Jeff Wickersham (at Tulane)	1985
	12	Alan Risher (vs. Rice)	1981
8.	11	Rohan Davey (vs. Western Carolina)	2000

COMPLETION PERCENTAGE

GAME	Rank	Player	Year
1.	100.0	Fred Haynes vs. Baylor (9-9)	1968
	100.0	Matt Flynn vs. North Texas (7-7)	2005
	100.0	Jordan Jefferson at Ole Miss (7-7)	2011
(Min. 10 atts.)			
1.	100.0	Rohan Davey vs. Western Carolina (11-11)	2000
2.	91.7	Nelson Stokley vs. Mississippi State (11-12)	1967
3.	90.9	Matt Mauck vs. Arizona (10-11)	2003
(Min. 20 atts.)			
1.	90.0	JaMarcus Russell vs. Mississippi State (18-20)	2006
	90.0	Matt Mauck vs. Louisiana Tech (18-20)	2003
3.	87.5	JaMarcus Russell vs. Mississippi State (21-24)	2005
4.	86.2	Zach Mettenberger vs. Mississippi State (25-29)	2013
5.	80.8	Alan Risher at Ole Miss (21-26)	1981

SEASON

1.	67.8	JaMarcus Russell (232-342)	2006
2.	65.2	Herb Tyler (45-69)	1995
3.	64.9	Zach Mettenberger (192-296)	2013
4.	64.4	Rohan Davey (38-59)	2000
5.	64.0	Matt Mauck (229-358)	2003
	64.0	Nelson Stokley (32-50)	1965
7.	63.7	Alan Risher (149-234)	1982
8.	63.0	Marcus Randall (102-162)	2004
	63.0	Alan Risher (150-238)	1981
10.	62.3	Jarrett Lee (104-167)	2011

CAREER

(Min. 400 atts.)			
1.	62.0	Alan Risher (381-615)	1980-82
2.	61.9	JaMarcus Russell (493-797)	2004-06
3.	61.7	Zach Mettenberger (407-659)	2011-13
4.	60.7	Herb Tyler (434-715)	1995-98
5.	59.8	Rohan Davey (286-478)	1998-2001
6.	58.6	Matt Mauck (310-529)	2001-03
7.	58.4	Jeff Wickersham (587-1,005)	1982-85
8.	58.0	Tommy Hodson (674-1,163)	1986-89
9.	57.8	Jordan Jefferson (397-687)	2008-11
10.	57.1	Chad Loup (267-468)	1990-93

YARDS GAINED

GAME	Rank	Player	Year
1.	528	Rohan Davey vs. Alabama (35-44)	2001
2.	438	Tommy Hodson vs. Tennessee (31-49)	1989
3.	394	Jesse Daigle vs. Mississippi State (25-44)	1991
4.	383	Rohan Davey vs. Kentucky (27-38)	2001
5.	381	Tommy Hodson vs. Ole Miss (18-30)	1989
6.	372	Zach Mettenberger vs. Georgia (23-27)	2013
7.	368	Jeff Wickersham vs. Mississippi State (33-51)	1983
8.	359	Rohan Davey vs. Arkansas (19-33)	2001
9.	356	Rohan Davey vs. Tennessee (21-43)	2001
	356	Jamie Howard vs. Rice (15-23)	1995

SEASON

1.	3,347	Rohan Davey (217-367)	2001
2.	3,129	JaMarcus Russell (232-343)	2006
3.	3,082	Zach Mettenberger (192-296)	2013
4.	2,825	Matt Mauck (229-358)	2003
5.	2,655	Tommy Hodson (183-317)	1989
6.	2,609	Zach Mettenberger (207-352)	2012
7.	2,542	Jeff Wickersham (193-337)	1983
8.	2,443	JaMarcus Russell (188-311)	2005
9.	2,407	Matt Flynn (202-359)	2007
10.	2,261	Tommy Hodson (175-288)	1986

CAREER

1.	9,115	Tommy Hodson (674-1,163)	1986-89
2.	6,921	Jeff Wickersham (587-1,005)	1982-85
3.	6,625	JaMarcus Russell (493-797)	2004-06
4.	6,158	Jamie Howard (459-934)	1992-95
5.	5,876	Herb Tyler (434-715)	1995-98
6.	5,783	Zach Mettenberger (407-659)	2011-13
7.	4,733	Jordan Jefferson (397-678)	2008-11
8.	4,585	Alan Risher (381-615)	1980-82
9.	4,415	Rohan Davey (286-478)	1998-2001
10.	3,951	Josh Booty (307-623)	1999-2000

TOUCHDOWN PASSES

GAME	Rank	Player	Year
1.	5	Zach Mettenberger vs. UAB	2013
2.	4	Matt Flynn vs. Ohio State	2008
	4	Matt Mauck vs. Western Illinois	2003
	4	Matt Mauck vs. Louisiana Tech	2003
	4	Matt Mauck vs. Arkansas	2003
	4	Rohan Davey vs. Tennessee	2000
	4	Josh Booty vs. Alabama	2000
	4	Herb Tyler vs. Akron	1997
	4	Jamie Howard vs. Rice	1995
	4	Tommy Hodson vs. Ohio	1989
	4	Tommy Hodson vs. Tennessee	1989
	4	Steve Ensminger vs. Rice	1977



Jamarcus Russell

SEASON

1.	28	JaMarcus Russell	2006
	28	Matt Mauck	2003
3.	22	Zach Mettenberger	2013
	22	Tommy Hodson	1989
5.	21	Matt Flynn	2007
6.	19	Tommy Hodson	1986
7.	18	Rohan Davey	2001
	18	Herb Tyler	1998
9.	17	Josh Booty	2000
	17	Jordan Jefferson	2009
	17	Alan Risher	1982

CAREER

1.	69	Tommy Hodson	1986-89
2.	52	JaMarcus Russell	2004-06
3.	40	Herb Tyler	1995-98
4.	37	Matt Mauck	2001-03
5.	35	Zach Mettenberger	2011-13
6.	34	Jamie Howard	1992-95
	34	Jordan Jefferson	2008-11
8.	32	Jarrett Lee	2008-11
9.	31	Matt Flynn	2004-07
	31	Alan Risher	1980-82

CONSECUTIVE ATTEMPTS WITHOUT INTERCEPTION

GAME

1.	49	Tommy Hodson vs. Tennessee	1989
2.	44	Jesse Daigle vs. Mississippi State	1991
3.	43	Rohan Davey vs. Tennessee	2001
4.	40	Tommy Hodson vs. Ohio State	1988
5.	39	Marcus Randall vs. Texas	2003
	39	Tommy Hodson vs. Ole Miss	1986

CAREER

1.	137	Alan Risher	1982
2.	131	Jarrett Lee	2010-11
3.	130	Zach Mettenberger	2012
4.	125	Rohan Davey	2000-01
5.	124	Marcus Randall	2002-03
6.	105	Tommy Hodson	1987-88



Herb Tyler

LONGEST PASSES

1.	*94	Anthony Jennings to Travin Dural vs. Sam Houston State vs. Georgia	2014
2.	82	Steve Ensinger to Carlos Carson vs. Georgia	1978
3.	81	Jamie Howard to Brett Bech vs. Ole Miss	1994
4.	*80	Danny Etling to DJ Chark vs. Southern Miss	2016
	*80	Anthony Jennings to Travin Dural vs. Wisconsin	2014
	*80	Josh Booty to Reggie Robinson vs. Western Carolina	2000
	*80	Tommy Hodson to Sammy Martin vs. Rice 1987	
	*80	Jeff Wickersham to Eric Martin vs. Alabama	1983
	*80	Norm Stevens to Al Doggett vs. Kentucky	1952
	*80	Y.A. Tittle to Dan Sandifer vs. Georgia Tech	1946
11.	*79	Chad Loup to Todd Kinchen vs. Texas A&M	1990
12.	*76	Jamie Howard to Brett Bech vs. Auburn	1994
	*76	Alan Risher to Orlando McDaniel vs. Florida State	1981


*-Denotes Touchdown



Jeff Wickersham

PASS YARDS GAINED PER PLAY:

GAME			
(Min. 20 plays)			
1.	15.4	Jamie Howard vs. Rice (356 yards • 23 plays)	1995
2.	14.6	JaMarcus Russell vs. Mississippi State (321 yards • 22 plays)	2006
3.	13.7	Zach Mettenberger vs. Furman (328 yards • 24 plays)	2013
4.	11.6	Danny Etling vs. Texas A&M (324 yards • 28 plays)	2016
5.	11.4	Rohan Davey vs. Alabama (540 yards • 47 plays)	2001
6.	11.3	Brandon Harris vs. Texas Tech 2015* (261 yards • 23 plays)	



Warren Rabb



Jamie Howard



Zach Mettenberger

YARDS PER GAME

SEASON	NAME	YARDS
1.	279.2 Rohan Davey (3,351 • 12 games)	2001
2.	256.8 Zach Mettenberger (3,082 • 12 games)	2013
3.	240.7 JaMarcus Russell (3,129 • 13 games)	2006
4.	236.7 Tommy Hodson (2,604 • 11 games)	1989
5.	221.5 Jeff Wickersham (2,436 • 11 games)	1983
6.	220.0 Herb Tyler (2,200 • 10 games)	1998
7.	212.2 Josh Booty (2,121 • 10 games)	2000
8.	208.7 Matt Mauck (2,922 • 14 games)	2003
9.	203.6 JaMarcus Russell (2,443 • 12 games)	2005
10.	201.8 Tommy Hodson (2,219 • 11 games)	1986

CAREER

1.	203.1 Tommy Hodson (8,938 • 44 games)	1986-89
2.	197.5 Josh Booty (3,951 • 20 games)	1999-2000
3.	190.6 Danny Etling (1,906 • 10 games)	2016
4.	184.8 Herb Tyler (6,654 • 36 games)	1995-98
5.	184.0 JaMarcus Russell (6,625 • 36 games)	2004-06
6.	182.3 Zach Mettenberger (5,470 • 30 games)	2011-13
7.	181.6 Matt Mauck (4,176 • 23 games)	2001-03
8.	179.7 Rohan Davey (4,492 • 25 games)	1998-2001
9.	176.4 Jeff Wickersham (6,705 • 38 games)	1982-85
10.	155.4 Alan Risher (5,127 • 33 games)	1980-82

WINS BY A STARTING QUARTERBACK

1.	31 Tommy Hodson (31-14-1)	1986-89
2.	27 Herb Tyler (27-11)	1995-98
3.	25 JaMarcus Russell (25-4)	2004-06
4.	25 Warren Rabb (25-7)	1957-59
5.	24 Jordan Jefferson (24-8)	2008-11
6.	23 Y.A. Tittle (23-11-3)	1944-47

300-YARD PASSING GAMES

SEASON	NAME	OPPONENT	YARDS
1.	6	Rohan Davey	2001
2.	3	Zach Mettenberger	2013
3.	2	Matt Flynn	2007
	2	JaMarcus Russell	2006
	2	Matt Mauck	2003
	2	Jamie Howard	1995
	2	Tommy Hodson	1989
	2	Jeff Wickersham	1983

CAREER

1.	7	Rohan Davey	1998-2001
2.	3	Zach Mettenberger	2011-13
	3	Jamie Howard	1992-95
4.	2	Matt Flynn	2004-07
	2	JaMarcus Russell	2004-06
	2	Matt Mauck	2001-03
	2	Tommy Hodson	1986-89
	2	Jeff Wickersham	1982-85

500-YARD PASSING GAMES

NAME	OPPONENT	YARDS
Rohan Davey	Alabama, 2001	528

400-YARD PASSING GAMES

NAME	OPPONENT	YARDS
Rohan Davey	Illinois, 2001*	444
Tommy Hodson	Tennessee, 1989	438

300-YARD PASSING GAMES (26)

NAME	OPPONENT	YARDS
Jesse Daigle	Mississippi State, 1991	394
Rohan Davey	Kentucky, 2001	383
Tommy Hodson	Ole Miss, 1989	381
Zach Mettenberger	Georgia, 2013	372
Jeff Wickersham	Mississippi State, 1983	368
Rohan Davey	Arkansas, 2001	359
Rohan Davey	Tennessee, 2001	356
Jamie Howard	Rice, 1995	356
Matt Flynn	Alabama, 2007	353
Jeff Wickersham	Alabama, 1983	344
Brandon Harris	Ole Miss, 2015	342
Zach Mettenberger	Mississippi State, 2013	340
Jamie Howard	Florida, 1995	339
Chad Loup	Arkansas, 1993	336
JaMarcus Russell	Notre Dame, 2006*	332
JaMarcus Russell	Mississippi State, 2006	330
Zach Mettenberger	Furman, 2013	328
Marcus Randall	Troy, 2004	328
Danny Etling	Texas A&M, 2016	324
Matt Flynn	Auburn, 2007	319
Rohan Davey	Middle Tennessee, 2001	318
Rohan Davey	Tennessee, 2000	318
Jamie Howard	Southern Miss, 1994	314
Matt Mauck	Louisiana Tech, 2003	311
Alan Risher	Mississippi State, 1982	308
Matt Mauck	Western Illinois, 2003	305

CONSECUTIVE 300-YARD PASSING GAMES

1.	3	Rohan Davey	2001
		528 at Alabama, 318 vs. Middle Tennessee, 359 vs. #24 Arkansas	
2.	2	Zach Mettenberger	2013
		372 at #9 Georgia, 340 at Mississippi State	
	2	Matt Flynn	2007
		319 vs. #18 Auburn, 353 at #17 Alabama	
	2	Tommy Hodson	1989
		438 vs. #11 Tennessee, 381 at Ole Miss	
	2	Jeff Wickersham	1983
		344 vs. #19 Alabama, 368 vs. Mississippi State	

200-YARD PASSING GAMES (146)

NAME	OPPONENT	YARDS
Tommy Hodson	Ohio State, 1988	299
Zach Mettenberger	Alabama, 2012	298
Ryan Perrilloux	Middle Tennessee, 2007	298
Jeff Wickersham	Notre Dame, 1985	294
Josh Booty	Western Carolina, 2000	291
Josh Booty	Ole Miss, 2000	290
Jarrett Lee	Georgia, 2008	287
Alan Risher	Florida State, 1982	287
Brandon Harris	Western Kentucky, 2015	286
JaMarcus Russell	Vanderbilt, 2005	285
Josh Booty	Auburn, 1999	285
Tommy Hodson	Kentucky, 1989	283
Zach Mettenberger	UAB, 2013	282
Zach Mettenberger	Ole Miss, 2012	282
Josh Booty	Georgia, 1999	280
Jamie Howard	Auburn, 1994	280
Danny Etling	Southern Miss, 2016	276
Josh Booty	Alabama, 2000	275
Zach Mettenberger	Ole Miss, 2013	274
Jeff Wickersham	Florida State, 1983	274
Zach Mettenberger	Mississippi State, 2012	273
Brandon Harris	Arkansas, 2015	271
Jamie Howard	South Carolina, 1995	271
Jeff Wickersham	Florida, 1984	271
Jeff Wickersham	Florida, 1983	271
JaMarcus Russell	Auburn, 2006	269
Chad Loup	Florida, 1990	269
Herb Tyler	Kentucky, 1998	268
Tommy Hodson	Ohio State, 1987	267
Tommy Hodson	Tulane, 1989	265
Zach Mettenberger	Kent State, 2013	264
Marcus Randall	Kentucky, 2002	264
Jeff Wickersham	Vanderbilt, 1985	262
Jarrett Lee	Mississippi State, 2008	261
Jeff Wickersham	Washington, 1983	259
Matt Flynn	Tulane, 2007	258
Chad Loup	Kentucky, 1991	257
Josh Booty	Ole Miss, 1999	256
Rohan Davey	Mississippi State, 2001	255
Herb Tyler	Ole Miss, 1996	255
Tommy Hodson	Kentucky, 1986	255
Jordan Jefferson	Ole Miss, 2010	254
Jeff Wickersham	Ole Miss, 1984	254
JaMarcus Russell	Louisiana-Lafayette	253
Rohan Davey	Tulane, 2001	253
Zach Mettenberger	TCU, 2013	251
Matt Mauck	Alabama, 2003	251
Tommy Hodson	Ole Miss, 1986	251
Tommy Hodson	North Carolina, 1986	251
Jordan Jefferson	Ole Miss, 2009	250
Tommy Hodson	Ole Miss, 1988	249
Jamie Howard	Mississippi State, 1993	248
Tommy Hodson	Notre Dame, 1986	248
Jeff Wickersham	Mississippi State, 1985	248
JaMarcus Russell	Tennessee, 2006	247
Jamie Howard	Ole Miss, 1994	247
Josh Booty	Mississippi State, 2000	246



Matt Flynn



Matt Mauck



Alan Risher

Tommy Hodson	Tennessee, 1988	246
Rohan Davey	Auburn, 2001	245
JaMarcus Russell	North Texas, 2005	244
Tommy Hodson	Tulane, 1986	244
Alan Risher	Florida, 1981	244
Ryan Perrilloux	Tennessee, 2007	243
Jordan Jefferson	Auburn, 2009	242
Bert Jones	Alabama, 1972	242
Zach Mettenberger	Alabama, 2013	241
Jeff Wickersham	Vanderbilt, 1984	240
Zach Mettenberger	Towson, 2012	238
Tommy Hodson	Miami (Fla.), 1988	238
Matt Flynn	Louisiana Tech, 2007	237
Jamie Howard	Mississippi State, 1994	237
Jeff Wickersham	Tulane, 1984	237
Y.A. Tittle	Tulane, 1944	237
JaMarcus Russell	Florida, 2005	236
Jamie Howard	Utah State, 1993	236
Rohan Davey	Arkansas, 1999	234
Herb Tyler	Florida, 1998	234
Chad Loup	Florida State, 1991	233
JaMarcus Russell	Arizona State, 2005	232
Matt Mauck	Florida, 2003	231
Tommy Hodson	Mississippi State, 1986	231
Tommy Hodson	Cal State Fullerton, 1987	230
Zach Mettenberger	Auburn, 2013	229
JaMarcus Russell	Alabama, 2005	229
Rohan Davey	Utah State, 2001	229
Brandon Harris	South Carolina, 2015	228
JaMarcus Russell	Florida, 2006	228
Tommy Hodson	Rice, 1987	228
JaMarcus Russell	Kentucky, 2006	226
Jamie Howard	Texas A&M, 1994	226
Josh Booty	Kentucky, 2000	225
Matt Mauck	Auburn, 2003	224
Tommy Hodson	South Carolina, 1987	224
Tommy Hodson	Ole Miss, 1987	224
Jamie Howard	Arkansas, 1994	223
Tommy Hodson	Florida, 1987	223
Zach Mettenberger	Idaho, 2012	222
Tommy Hodson	Florida State, 1989	222
Tommy Hodson	Alabama, 1988	222
Tommy Hodson	Kentucky, 1987	222
Jim Barton	Southern Miss, 1951	222
Tommy Hodson	Tulane, 1987	221
Jamie Howard	Auburn, 1995	220
Tommy Hodson	Tulane, 1988	220
Bert Jones	Tulane, 1971	219
Jamie Howard	Kentucky, 1992	218
Danny Etling	Louisville, 2016	217
Matt Flynn	Virginia Tech, 2007	217
JaMarcus Russell	Ole Miss, 2006	217
Danny Etling	Missouri, 2016	216
Jarrett Lee	Troy, 2008	216
Danny Etling	Mississippi State, 2016	215
Matt Mauck	Miami (Ohio), 2002	215
Herb Tyler	Florida, 1996	215
Jamie Howard	Florida, 1995	215
Josh Booty	Auburn, 2000	214
Herb Tyler	Alabama, 1998	214

Jeff Wickersham	Alabama, 1985	214
Jarrett Lee	Mississippi State, 2011	213
Josh Booty	Houston, 1999	213
Herb Tyler	Kentucky, 1997	213
Zach Mettenberger	Arkansas, 2012	217
Jordan Jefferson	Georgia, 2009	212
Herb Tyler	Texas-El Paso, 1997	211
JaMarcus Russell	Fresno State, 2006	210
JaMarcus Russell	Arkansas, 2006	210
Jarrett Lee	Florida, 2008	209
Matt Flynn	Arkansas, 2007	209
Tommy Hodson	Georgia, 1987	209
Norm Stevens	Kentucky, 1952	209
Jordan Jefferson	Arkansas, 2011	208
JaMarcus Russell	Appalachian State, 2005	208
Herb Tyler	North Texas, 1995	208
Tommy Hodson	Mississippi State, 1989	208
JaMarcus Russell	Alabama, 2006	207
Herb Tyler	Idaho, 1998	207
Jeff Wickersham	North Carolina, 1985	206
JaMarcus Russell	Mississippi State, 2005	205
Herb Tyler	Georgia, 1998	205
Danny Etling	Florida, 2016	204
Danny Etling	Ole Miss, 2016	204
Sol Graves	Mississippi State, 1990	204
Marcus Randall	Arkansas, 2002	203
Pat Screen	Alabama, 1965	203
Brandon Harris	Florida, 2015	202
Jordan Jefferson	Penn State, 2009*	202



Josh Reed



Jarvis Landry



Odell Beckham Jr.

CATCHES

GAME	Player	Yards	Year
1. *19	Josh Reed at Alabama	293	2001
2. 14	Josh Reed vs. Illinois	239	2001
3. 14	Wendell Davis vs. Ole Miss	208	1986
4. 13	Jerel Myers vs. Auburn	153	1999
5. 12	Brandon LaFell vs. Troy	126	2008
6. 12	Michael Clayton at Alabama	130	2003
7. 11	Michael Clayton vs. Western Illinois	162	2003
8. 11	Wendell Davis at Georgia	123	1987
9. 11	Charles Alexander at Kentucky	94	1978
10. 11	Tommy Morel vs. Mississippi State	152	1967
11. 10	Jarvis Landry at Georgia	156	2013
12. 10	Josh Reed at Mississippi State	146	2001
13. 10	Josh Reed vs. Auburn	186	2001
14. 10	Josh Reed vs. Mississippi State	113	2000
15. 10	Reggie Robinson vs. Mississippi State	103	2000
16. 10	Larry Foster at Auburn	111	1998
17. 10	Abram Booty vs. Arkansas	116	1997
18. 10	Alvin Lee at Tennessee	128	1988
19. 10	Andy Hamilton vs. Baylor	165	1970
20. 10	Tommy Morel at Tulane	103	1968

* - SEC Record

SEASON

1. 94	Josh Reed	1,740	2001
2. 80	Wendell Davis	1,244	1986
3. 78	Michael Clayton	1,079	2003
4. 77	Jarvis Landry	1,193	2013
5. 72	Wendell Davis	993	1987
6. 65	Josh Reed	1,127	2000
7. 65	Dwayne Bowe	990	2006
8. 64	Jerel Myers	854	1999
9. 63	Brandon LaFell	929	2008
10. 60	Shedrick Wilson	845	1995

CAREER

1. 183	Wendell Davis	2,708	1984-87
2. 182	Michael Clayton	2,582	2001-03
3. 175	Brandon LaFell	2,517	2006-09
4. 167	Josh Reed	3,001	1999-2001
5. 160	Early Doucet	2,046	2004-07
6. 154	Dwayne Bowe	2,403	2003-06
7. 152	Eric Martin	2,625	1981-84
8. 149	Jerel Myers	1,843	1999-2000
9. 143	Odell Beckham, Jr.	2,340	2011-13
10. 141	Craig Davis	2,107	2003-06

YARDS GAINED

GAME	Player	Catches	Year
1. 293	Josh Reed at Alabama	19	2001
2. 248	Todd Kinchen vs. Mississippi State	9	1991
3. 239	Josh Reed vs. Illinois	14	2001
4. 209	Eric Martin vs. Alabama	8	1983
5. 208	Wendell Davis vs. Ole Miss	14	1986
6. 204	Odell Beckham, Jr. vs. Furman	6	2013
7. 201	Devery Henderson at Kentucky	5	2001
8. 201	Shedrick Wilson vs. Rice	9	1995
9. 201	Carlos Carson vs. Rice	5	1977
10. 195	Eddie Kennison vs. Utah State	6	1993

SEASON

1. *1,740	Josh Reed	94	2001
2. 1,244	Wendell Davis	80	1986
3. 1,193	Jarvis Landry	77	2013
4. 1,152	Odell Beckham, Jr.	59	2013
5. 1,127	Josh Reed	65	2000
6. 1,079	Michael Clayton	78	2003
7. 1,064	Eric Martin	52	1983
8. 993	Wendell Davis	72	1987
9. 990	Dwayne Bowe	65	2006
10. 957	Tony Moss	55	1988

* - SEC Record

CAREER

1. 3,001	Josh Reed	167	1999-2001
2. 2,708	Wendell Davis	183	1984-87
3. 2,625	Eric Martin	152	1981-84
4. 2,582	Michael Clayton	182	2001-03
5. 2,517	Brandon LaFell	175	2006-09
6. 2,403	Dwayne Bowe	154	2003-06
7. 2,340	Odell Beckham, Jr.	143	2011-13
8. 2,196	Tony Moss	132	1986-89
9. 2,107	Craig Davis	141	2003-06
10. 2,046	Early Doucet	160	2004-07

YARDS PER GAME

SEASON	Player	Yards	Catches	Year
1. *145.0	Josh Reed	1,740	12	2001
2. 113.1	Wendell Davis	1,244	11	1986
3. 102.5	Josh Reed	1,127	11	2000
4. 97.0	Eric Martin	1,064	11	1983

* - SEC Record

YARDS PER CATCH

GAME	Player	Yards	Catches	Year
1. 40.2	Devery Henderson vs. Kentucky	5/201	2002	
2. 40.2	Carlos Carson vs. Rice	5/201	1977	
3. 34.0	Odell Beckham, Jr. vs. Furman	6/204	2013	
4. 32.5	Eddie Kennison vs. Utah State	6/195	1993	
5. 31.0	Orlando McDaniel vs. Florida State	5/155	1981	

SEASON

SEASON	Player	Yards	Catches	Year
1. 22.3	Andy Hamilton	39	870	1970
2. 21.0	Carlos Carson	27	568	1978
3. 20.5	Travin Dural	37	758	2014
4. 20.5	Eric Martin	52	1,064	1983
5. 20.5	Eric Martin	52	1,064	1983
6. 19.5	Odell Beckham, Jr.	59	1,152	2013
7. 18.5	Josh Reed	94	1,740	2001
8. 17.3	Rueben Randle	53	917	2011
9. 17.3	Josh Reed	65	1,127	2000
10. 16.2	Devery Henderson	53	861	2003
11. 16.1	Todd Kinchen	53	855	1991
12. 15.8	Tony Moss	59	934	1989
13. 15.6	Wendell Davis	80	1,244	1986
14. 15.5	Jarvis Landry	77	1,193	2013

(Min. 75 catches)

1. 18.5	Josh Reed	94	1,740	2001
2. 15.6	Wendell Davis	80	1,244	1986
3. 15.5	Jarvis Landry	77	1,193	2013
4. 13.8	Michael Clayton	78	1,079	2003
5. 13.8	Wendell Davis	72	993	1987

TOUCHDOWN CATCHES

GAME	Player	Year
1. 5	Carlos Carson vs. Rice	1977
2. 4	Tony Moss vs. Ohio	1989
3. 3	Travin Dural vs. Sam Houston State	2014
4. 3	Odell Beckham, Jr. vs. UAB	2013
5. 3	Terrence Toliver vs. Texas A&M	2010
6. 3	Dwayne Bowe vs. Kentucky	2006
7. 3	Devery Henderson at Kentucky	2002
8. 3	Josh Reed vs. Tennessee	2000
9. 3	Shedrick Wilson vs. Rice	1995
10. 3	Wendell Davis at Ole Miss	1987
11. 3	Wendell Davis vs. South Carolina	1987
12. 3	Wendell Davis vs. Tulane	1986
13. 3	Gerald Keigley vs. Auburn	1972
14. 3	Andy Hamilton vs. Notre Dame	1971
15. 3	Tommy Morel vs. Mississippi State	1967
16. 3	Ken Kavanaugh at Holy Cross	1939

SEASON

1. 12	Dwayne Bowe	2006
2. 11	Brandon LaFell	2009
3. 11	Devery Henderson	2003
4. 11	Wendell Davis	1986
5. 10	Jarvis Landry	2013
6. 10	Michael Clayton	2003
7. 10	Josh Reed	2000
8. 10	Carlos Carson	1977
9. 9	Dwayne Bowe	2005
10. 9	Eddie Fuller	1989
11. 9	Tony Moss	1989

CAREER

1. 26	Dwayne Bowe	2003-06
2. 25	Brandon LaFell	2006-09
3. 21	Michael Clayton	2001-03
4. 20	Early Doucet	2004-07
5. 19	Devery Henderson	2000-03
6. 19	Wendell Davis	1984-87
7. 18	Andy Hamilton	1969-71
8. 17	Josh Reed	1999-2001
9. 17	Ken Kavanaugh, Sr.	1937-39
10. 16	Tony Moss	1986-89

CONSECUTIVE GAMES WITH A CATCH

1. 41	Brandon LaFell	2006-09
2. 40	Michael Clayton	2001-03
3. 35	Craig Davis	2004-06
4. 35	Eric Martin	1982-84
5. 33	Larry Foster	1996-98
6. 32	Eddie Kennison	1993-95
7. 29	Reggie Robinson	1998-2000
8. 28	Dwayne Bowe	2004-06
9. 28	Josh Reed	1999-2001
10. 27	Odell Beckham Jr.	2011-13
11. 27	Wendell Davis	1985-87

CONSECUTIVE GAMES WITH RECEIVING TD

1. 7	Jarvis Landry	2012-13
2. 7	Dwayne Bowe	2005
3. 6	Michael Clayton	2003



Jerel Myers



Dwayne Bowe



Michael Clayton

RECEPTIONS BY A RUNNING BACK

SEASON		
1.	50	Gary James 1985
2.	38	Eddie Fuller 1989
3.	35	Jacob Hester 2006
4.	34	Dalton Hilliard 1985
5.	32	Eddie Fuller 1988

CAREER

1.	122	Garry James 1982-85
2.	100	Dalton Hilliard 1982-85
3.	76	Sammy Martin 1984-87
4.	75	Eddie Fuller 1986-89
5.	66	Joseph Addai 2001-05
6.	64	Harvey Williams 1986-90
7.	62	Jacob Hester 2004-07

RECEPTIONS BY A TIGHT END

SEASON		
1.	34	Mitch Andrews 1985
2.	34	Malcolm Scott 1981
3.	32	Richard Dickson 2007
4.	31	Richard Dickson 2008
5.	30	David LaFleur 1996
6.	28	Malcolm Scott 1982
7.	27	Brian Kinchen 1986
8.	26	Mitch Andrews 1983
9.	25	Ken Kavanaugh, Jr. 1970
10.	24	Mitch Andrews 1984
	24	Malcolm Scott 1985

CAREER

1.	90	Richard Dickson 2006-09
2.	87	Mitch Andrews 1982-85
3.	75	Malcolm Scott 1979-82
4.	71	David LaFleur 1993-96
5.	59	Robert Royal 1998-01
6.	56	Brad Boyd 1971-74
7.	52	Chris Hill 1992-95
8.	48	Brian Kinchen 1984-87
9.	45	Ken Kavanaugh, Jr. 1968-71
10.	43	Harold Bishop 1990-93

YARDS RECEIVING BY A TIGHT END

SEASON		
1.	439	David LaFleur 1996
2.	433	Malcolm Scott 1981
3.	375	Richard Dickson 2007
4.	340	Robert Royal 2000
5.	337	Mitch Andrews 1983

CAREER

1.	952	Richard Dickson 2006-09
2.	881	David LaFleur 1993-96
3.	877	Malcolm Scott 1982-85
4.	865	Mitch Andrews 1982-85
5.	832	Brad Boyd 1972-74

TD RECEPTIONS BY A TIGHT END

SEASON		
1.	5	Richard Dickson 2008
	5	Richard Dickson 2007
	5	Robert Royal 2000
	5	Brad Boyd 1972
5.	4	Brian Kinchen 1986
	4	Ken Kavanaugh, Jr. 1971
	4	Billy Hendrix 1958

CAREER

1.	10	Richard Dickson 2006-09
	10	Brad Boyd 1972-74
3.	7	Robert Royal 1998-01
4.	6	Eric Edwards 2000-03
	6	Brian Kinchen 1984-87

QUARTERBACK-RECEIVER TD COMBINATIONS

1.	23	JaMarcus Russell-Dwayne Bowe
2.	21	Tommy Hodson-Wendell Davis
3.	15	Zach Mettenberger-Jarvis Landry
4.	14	Tommy Hodson-Tony Moss
	14	Matt Mauck-Devery Henderson
6.	13	Tommy Hodson-Eddie Fuller
	13	Rohan Davey-Josh Reed
8.	12	JaMarcus Russell-Early Doucet
9.	11	Jordan Jefferson-Brandon LaFell
10.	10	Zach Mettenberger-Odell Beckham, Jr.

100-YARD GAMES

SEASON		
1.	11	Josh Reed 2001
2.	6	Josh Reed 2000
	6	Wendell Davis 1987
	6	Wendell Davis 1986
5.	5	Odell Beckham, Jr. 2013
	5	Jarvis Landry 2013
	5	Tony Moss 1988
	5	Eric Martin 1983
	5	Andy Hamilton 1971
10.	4	Rueben Randle 2011
	4	Michael Clayton 2003
	4	Todd Kinchen 1990
	4	Tony Moss 1989
	4	Eric Martin 1982
	4	Andy Hamilton 1970
	4	Tommy Morel 1968

CAREER

1.	18	Josh Reed 1999-2001
2.	13	Wendell Davis 1984-87
3.	11	Eric Martin 1981-84
4.	9	Tony Moss 1986-89
	9	Andy Hamilton 1969-71
6.	8	Todd Kinchen 1989-91
7.	7	Odell Beckham, Jr. 2011-13
	7	Michael Clayton 2001-03
9.	6	Jarvis Landry 2011-13
10.	5	Travin Dural 2013-16
	5	Malachi Dupre 2014-16
	5	Rueben Randle 2009-11
	5	Terrence Toliver 2007-10
	5	Abram Booty 1997-99
	5	Tommy Morel 1966-68

200-YARD RECEIVING GAMES (9)

NAME	OPPONENT	YARDS (REC.)
Josh Reed	Alabama, 2001	293 (19)
Todd Kinchen	Mississippi State, 1991	248 (9)
Josh Reed	Illinois, 2001 *	239 (14)
Eric Martin	Alabama, 1983	209 (8)
Wendell Davis	Ole Miss, 1986	208 (14)
Odell Beckham Jr.	Furman, 2013	204 (6)
Devery Henderson	Kentucky, 2002	201 (5)
Shedrick Wilson	Rice, 1995	201 (9)
Carlos Carson	Rice, 1977	201 (5)

100-YARD RECEIVING GAMES (170)

NAME	OPPONENT	YARDS (REC.)
Eddie Kennison	Utah State, 1993	195 (6)
Josh Reed	Auburn, 2001	186 (10)
Wendell Davis	North Carolina, 1986	184 (9)
Josh Reed	Arkansas, 2001	183 (7)
Odell Beckham Jr.	Mississippi State, 2013	179 (9)
Josh Reed	Ole Miss, 2000	173 (8)
Orlando McDaniel	Mississippi State, 1979	172 (3)
Josh Reed	Auburn, 2000	167 (8)
Andy Hamilton	Iowa State, 1971*	165 (6)
Andy Hamilton	Baylor, 1970	165 (10)
Michael Clayton	Western Illinois, 2003	162 (11)
Andy Hamilton	Tulane, 1971	161 (6)
Josh Reed	Kentucky, 2001	160 (8)
Jarvis Landry	Georgia, 2013	156 (10)
Orlando McDaniel	Florida State, 1981	155 (5)
Reggie Robinson	Arkansas, 1999	154 (5)
Jerel Myers	Auburn, 1999	153 (13)
Abram Booty	Notre Dame, 1998	153 (8)
Andy Hamilton	Notre Dame, 1971	153 (7)
Michael Clayton	Louisiana-Monroe, 2003	152 (6)
Tommy Morel	Mississippi State, 1967	152 (11)
Travin Dural	Wisconsin, 2014	151 (3)
Wendell Davis	Cal State Fullerton, 1987	151 (8)
Brett Bech	Ole Miss, 1994	149 (6)
Andy Hamilton	Ole Miss, 1971	148 (9)
Josh Reed	Mississippi State, 2001	146 (10)
Josh Reed	Tennessee, 2000	146 (7)
Andy Hamilton	Nebraska, 1970*	146 (9)
Todd Kinchen	Miami (Ohio), 1990	145 (5)
Demetrius Byrd	Alabama, 2007	144 (6)
Eric Martin	Kentucky, 1983	143 (7)
Warren Virgats	Vanderbilt, 1950	143 (4)
Travin Dural	Sam Houston State, 2014	140 (3)
Malachi Dupre	Louisville, 2016*	139 (7)
Josh Reed	Western Carolina, 2000	137 (5)
Larry Foster	Kentucky, 1998	137 (5)
Eric Martin	Washington, 1983	137 (7)
Odell Beckham Jr.	UAB, 2013	136 (3)
Josh Reed	Tulane, 2001	135 (6)
Carlos Carson	Georgia, 1978	135 (5)
Rueben Randle	Arkansas, 2011	134 (9)
Brett Bech	Arkansas, 1993	134 (9)
Todd Kinchen	Texas A&M, 1990	133 (5)
Tony Moss	Alabama, 1988	133 (6)
Wendell Davis	Ole Miss, 1987	133 (6)
Travin Dural	Western Kentucky, 2015	132 (3)
Wendell Davis	South Carolina, 1987*	132 (9)
Wendell Davis	Texas A&M, 1986	132 (9)
Michael Clayton	Alabama, 2003	130 (12)
Josh Reed	Alabama, 2000	129 (8)
Eddie Kennison	South Carolina, 1995	129 (9)



Wendell Davis


Andy Hamilton	Wisconsin, 1971	129 (5)
Dan Sandifer	Tulane, 1944	129 (4)
Odell Beckham Jr.	Towson, 2012	128 (5)
Alvin Lee	Tennessee, 1988	128 (10)
Tony Moss	Ole Miss, 1988	128 (6)
Rueben Randle	Florida, 2011	127 (4)
Brandon LaFell	Troy, 2008	126 (12)
Michael Clayton	Alabama, 2001	126 (7)
Eric Martin	Mississippi State, 1983	126 (9)
Rueben Randle	Alabama, 2010	125 (3)
Brandon LaFell	Virginia Tech, 2007	125 (7)
Josh Reed	Tennessee, 2001	125 (7)
Scott Ray	Florida, 1992	125 (8)
Carlos Carson	Alabama, 1978	125 (5)
Travin Dural	Mississippi State, 2014	124 (6)
Josh Reed	Utah State, 2001	124 (5)
Jerel Myers	Ole Miss, 1999	124 (9)
Eddie Kennison	Michigan State, 1995*	124 (5)
Josh Reed	Florida, 2001	123 (6)
Larry Foster	Texas-El Paso, 1997	123 (7)
Tony Moss	Ohio, 1989	123 (7)
Wendell Davis	Georgia, 1987	123 (11)
Eric Martin	Mississippi State, 1984	123 (6)
Dwayne Bowe	Iowa, 2004*	122 (8)
Jarvis Landry	Ole Miss, 2013	121 (7)
Rueben Randle	Northwestern State, 2011	121 (5)
Wendell Davis	Notre Dame, 1986	121 (7)
Eric Martin	Florida State, 1982	121 (3)
Malachi Dupre	Mississippi State, 2014	120 (4)
Michael Clayton	Illinois, 2001*	120 (8)
Josh Reed	Middle Tennessee, 2001	120 (9)
Terrence Toliver	Louisiana Tech, 2007	119 (3)
Wendell Davis	Alabama, 1985	119 (3)
Odell Beckham Jr.	Georgia, 2013	118 (6)
Odell Beckham Jr.	TCU, 2013	118 (5)
Todd Kinchen	Florida State, 1991	118 (7)
Jarvis Landry	Auburn, 2013	118 (7)
Terrence Toliver	Washington, 2009	117 (4)
Jerel Myers	Western Carolina, 2000	117 (6)
Shedrick Wilson	Auburn, 1995	117 (8)
Tony Moss	Florida State, 1989	117 (6)
Tony Moss	Ohio State, 1988	117 (6)
Abram Booty	Arkansas State, 1998	116 (7)
Abram Booty	Arkansas, 1997	116 (10)
Malachi Dupre	Florida, 2015	115 (4)
Early Doucet	Notre Dame, 2006*	115 (8)
Tony Moss	Miami, 1988	115 (7)
Devery Henderson	Mississippi State, 2003	114 (7)
Jerel Myers	Houston, 1999	114 (8)
Jarvis Landry	Arkansas, 2013	113 (8)
Josh Reed	Mississippi State, 2000	113 (10)
Eddie Kennison	Rice, 1995	113 (4)
Odell Beckham Jr.	Arkansas, 2012	112 (4)
Terrence Toliver	Texas A&M, 2010*	112 (5)
Eric Martin	Mississippi State, 1982	112 (5)
Malcolm Scott	Florida State, 1981	112 (8)
Tony Moss	Tulane, 1988	112 (5)
Terrence Toliver	Florida, 2010	111 (6)
Dwayne Bowe	Kentucky, 2006	111 (6)
Larry Foster	Auburn, 1998	111 (10)
Eric Martin	Florida, 1984	111 (9)
Tommy Morel	Mississippi State, 1968	111 (6)
Brett Bech	Arkansas, 1994	110 (5)
Lonny Myles	Kentucky, 1969	110 (7)



Brandon LaFell

Tommy Morel	Ole Miss, 1968	110 (6)
Malachi Dupre	Arkansas, 2015	109 (8)
Travin Dural	South Carolina, 2015	109 (4)
Jarvis Landry	TCU, 2013	109 (8)
Jarvis Landry	Mississippi State, 2012	109 (9)
Michael Clayton	Arizona, 2003	109 (6)
Devery Henderson	Florida, 2003	109 (5)
Eric Martin	Kentucky, 1982	109 (6)
Abner Wimberly	Ole Miss, 1948	109 (2)
Abram Booty	Idaho, 1998	108 (7)
Shedrick Wilson	Florida, 1995	108 (7)
Todd Kinchen	Ole Miss, 1989	108 (5)
Alvin Lee	Ohio State, 1988	108 (6)
Wendell Davis	Georgia, 1986	108 (8)
Eric Martin	Tennessee, 1982	108 (6)
Lee Hedges	Pacific, 1950	108 (3)
Terrence Toliver	Ole Miss, 2009	107 (5)
Rueben Randle	Auburn, 2011	106 (5)
Dwayne Bowe	Fresno State, 2006	106 (4)
Eric Martin	Florida, 1983	106 (5)
Michael Clayton	Kentucky, 2001	105 (9)
Tony Moss	Mississippi State, 1989	105 (3)
Carlos Carson	Rice, 1979	105 (6)
Brett Bech	Auburn, 1994	104 (3)
Chris Hill	Southern Miss, 1994	104 (5)
Herman Fontenot	Vanderbilt, 1984	104 (6)
Dwayne Bowe	Oregon State, 2004	103 (5)
Skyler Green	Louisiana Tech, 2003	103 (9)
Todd Kinchen	Kentucky, 1990	103 (4)
Rogie Magee	Ohio State, 1987	103 (5)
Gerald Keigley	Auburn, 1972	103 (5)
Andy Hamilton	Mississippi State, 1970	103 (2)
Andy Hamilton	Texas A&M, 1970	103 (4)
Lonny Myles	Mississippi State, 1969	103 (8)
Tommy Morel	Tulane, 1968	103 (10)
Tommy Morel	Florida State, 1968	103 (6)
Wendell Davis	Florida, 1987	102 (8)
Reggie Robinson	Mississippi State, 2000	102 (10)
Eddie Fuller	Ole Miss, 1989	102 (5)
Wendell Davis	Mississippi State, 1986	102 (6)
Brandon LaFell	Mississippi State, 2008	101 (6)
Early Doucet	Alabama, 2006	101 (7)
Craig Davis	Mississippi State, 2006	101 (6)
Devery Henderson	Auburn, 2003	101 (6)
Abram Booty	Florida, 1997	101 (4)
Todd Kinchen	Alabama, 1991	101 (7)
Tony Moss	Tulane, 1989	101 (5)
Wendell Davis	Alabama, 1987	101 (9)
Doug Moreau	Texas A&M, 1964	101 (6)
Dilton Richmond	Louisiana Normal, 1942	101 (3)
Brandon LaFell	Mississippi State, 2008	101 (7)
Malachi Dupre	Southern Miss, 2016	100 (3)
Josh Reed	Houston, 1999	100 (5)
Todd Kinchen	Georgia, 1990	100 (6)
Ken Kavanaugh	Vanderbilt, 1939	100 (5)

*- Denotes bowl game



Eric Martin

CONSECUTIVE 100-YARD RECEIVING GAMES

1.	6	Josh Reed	2001
		135 vs. Tulane, 124 vs. Utah State, 125 at #7 Tennessee, 123 vs. #2 Florida 160 at Kentucky, 146 at Mississippi State	
2.	4	Josh Reed	2001
		293 at Alabama, 120 vs. Middle Tennessee 183 vs. #24 Arkansas, 186 vs. #25 Auburn	
3.	3	Michael Clayton	2003
		152 vs. Louisiana-Monroe, 109 at Arizona, 162 vs. Western Carolina	
	3	Josh Reed	2000
		113 vs. #13 Mississippi State, 129 at Alabama, 173 at Ole Miss	
	3	Andy Hamilton	1971
		153 vs. #7 Notre Dame, 161 vs. Tulane, 165 vs. Iowa State*	
	3	Tommy Morel	1968
		111 vs. Mississippi State, 103 at Tulane, 103 vs. #19 Florida State	
7.	2	Travin Dural	2014
		151 vs. #14 Wisconsin, 140 vs. Sam Houston State	
	2	Odell Beckham Jr.	2013
		118 at #9 Georgia, 179 at Mississippi State	
	2	Jarvis Landry	2013
		118 vs. Auburn, 156 at #9 Georgia	
	2	Odell Beckham Jr.	2013
		118 vs. #20 TCU, 136 vs. UAB	
	2	Dwayne Bowe	2004
		111 vs. Kentucky, 106 vs. Fresno State	
	2	Devery Henderson	2003
		114 at Mississippi State, 109 at Florida	
	2	Eddie Kennison	1995
		113 vs. Rice, 129 at South Carolina	
	2	Shedrick Wilson	1995
		117 vs. #5 Auburn, 201 vs. Rice	
	2	Todd Kinchen	1991
		101 vs. #6 Alabama, 248 vs. Mississippi State	
	2	Todd Kinchen	1990
		100 vs. Georgia, 145 vs. Miami (Ohio)	
	2	Tony Moss	1989
		105 vs. Mississippi State, 101 at Tulane	
	2	Tony Moss	1989
		117 vs. Florida State, 123 vs. Ohio	
	2	Tony Moss	1988
		115 vs. #3 Miami (Fla.), 112 vs. Tulane	
	2	Tony Moss	1988
		128 vs. Ole Miss, 133 at #18 Alabama	
	2	Alvin Lee	1988
		128 at Tennessee, 108 at #18 Ohio State	
	2	Wendell Davis	1987
		133 at Ole Miss, 101 vs. #13 Alabama	
	2	Wendell Davis	1987
		102 vs. #19 Florida, 123 at #16 Georgia	
	2	Wendell Davis	1986
		102 at Mississippi State, 121 vs. Notre Dame	
	2	Wendell Davis	1986
		184 vs. North Carolina, 133 vs. Ole Miss	
	2	Eric Martin	1983
		209 vs. #19 Alabama, 126 vs. Mississippi State	
	2	Eric Martin	1983
		137 vs. #9 Washington, 106 vs. #12 Florida	



Craig Davis

2 Eric Martin 1982
 112 at Mississippi State, 121 vs. #7 Florida State
 2 Eric Martin 1982
 108 vs. Tennessee, 109 at Kentuckyw

*- Denotes bowl game

CONSECUTIVE 100-YARD RECEIVING GAMES

PLAYER	YEAR	STREAK
Josh Reed	2001	6
Josh Reed	2001	4
Michael Clayton	2003	3
Josh Reed	2000	3
Andy Hamilton	1971	3
Tommy Morel	1968	3
Travin Dural	2014	2
Odell Beckham Jr.	2013 (2x)	2
Jarvis Landry	2013	2
Dwayne Bowe	2004	2
Devery Henderson	2003	2
Eddie Kennison	1995	2
Sheddrick Wilson	1995	2
Todd Kinchen	1991	2
Todd Kinchen	1990	2
Tony Moss	1989 (2x)	2
Alvin Lee	1988	2
Tony Moss	1988 (2x)	2
Wendell Davis	1987 (2x)	2
Wendell Davis	1986 (2x)	2
Eric Martin	1983 (2x)	2
Eric Martin	1982 (2x)	2



Early Doucet




Andy Hamilton



Devery Henderson



Todd Kinchen



Tony Moss

1,000-YARD RECEIVERS • SEASON

PLAYER	YEAR	YARDS	CATCHES	AVG	GAMES TO 1,000
Josh Reed	2001	1,740	94	18.5	8
Wendell Davis	1986	1,244	80	15.6	9
Jarvis Landry	2013	1,193	77	15.5	11
Odell Beckham, Jr.	2013	1,152	59	19.5	9
Josh Reed	2000	1,127	65	17.3	10
Michael Clayton	2003	1,079	78	13.8	13
Eric Martin	1983	1,064	52	20.5	10


SAME GAME 100-YARD RECEIVING PERFORMANCES

NAMES (REC./YDS.)	OPPONENT, SEASON	COMBINED REC./YDS.
Travin Dural (6/124) and Malachi Dupre (4/120)	Mississippi State, 2014	10/244
Jarvis Landry (10/156) and Odell Beckham, Jr. (6/118)	Georgia, 2013	16/274
Odell Beckham, Jr. (5/118) and Jarvis Landry (8/109)	TCU, 2013	13/227
Josh Reed (14/239) and Michael Clayton (8/120)	Illinois, 2001*	22/359
Josh Reed (19/293) and Michael Clayton (7/126)	Alabama, 2001	26/419
Josh Reed (8/160) and Michael Clayton (9/105)	Kentucky, 2001	17/265
Josh Reed (10/113) and Reggie Robinson (10/102)	Mississippi State, 2000	20/215
Josh Reed (5/137) and Jarel Myers (6/117)	Western Carolina, 2000	11/254
Jerel Myers (8/114) and Josh Reed (5/100)	Houston, 1999	13/214
Shedrick Wilson (9/201) and Eddie Kennison (4/113)	Rice, 1995	13/314
Tony Moss (6/117) and Alvin Lee (6/108)	Ohio State, 1998	12/225
Todd Kinchen (5/108) and Eddie Fuller (5/102)	Ole Miss, 1989	10/210
Orlando McDaniel (5/155) and Malcolm Scott (8/112)	Florida State, 1981	13/267

* - denotes bowl game



Travin Dural



Eddie Kennison

YEAR-BY-YEAR INDIVIDUAL 100-YARD RECEIVING GAMES

1939	1	1979	2	2000	8
1940-41	0	1980	0	2001	14
1942	1	1981	2	2002	1
1943	0	1982	4	2003	8
1944	1	1983	5	2004	2
1945-47	0	1984	3	2005	0
1948	1	1985	1	2006	5
1949	0	1986	6	2007	3
1950	2	1987	7	2008	2
1951-63	0	1988	7	2009	3
1964	1	1989	6	2010	3
1965-66	0	1990	4	2011	4
1967	1	1991	3	2012	3
1968	5	1992	1	2013	10
1969	2	1993	2	2014	4
1970	4	1994	4	2015	4
1971	5	1995	6	2016	2
1972	1	1996	0	TOTAL	179
1973-76	0	1997	3		
1977	1	1998	5		
1978	2	1999	5		

PLAYS

GAME

1.	61	Josh Booty vs. Auburn (3 rush, 58 pass)	1999
2.	57	Brandon Harris at Ole Miss (6 rush, 51 pass)	2015
3.	56	Matt Flynn vs. Arkansas (9 rush, 47 pass)	2007
	56	Marcus Randall vs. Texas* (11 rush, 45 pass)	2002
5.	55	Tommy Hodson vs. Tennessee (6 rush, 49 pass)	1989
6.	54	Matt Flynn at Alabama (10 rush, 44 pass)	2007
7.	53	Herb Tyler at Ole Miss (14 rush, 39 pass)	1998
	53	Jeff Wickersham vs. Mississippi St. (2 rush, 51 pass)	1983
9.	51	Chad Loup vs. Arkansas (8 rush, 43 pass)	1993
	51	Jesse Daigle vs. Mississippi State (7 rush, 44 pass)	1991

SEASON

1.	459	Matt Flynn (100 rush, 359 pass)	2007
2.	437	Matt Mauck (79 rush, 358 pass)	2003
3.	414	Jeff Wickersham (68 rush, 346 pass)	1985
4.	408	Jordan Jefferson (112 rush, 296 pass)	2009
5.	405	Rohan Davey (38 rush, 367 pass)	2001
6.	399	Zach Mettenberger (47 rush, 352 pass)	2012
7.	395	Jeff Wickersham (58 rush, 337 pass)	1983
8.	394	JaMarcus Russell (52 rush, 342 pass)	2006
9.	373	Tommy Hodson (56 rush, 317 pass)	1989
10.	372	JaMarcus Russell (61 rush, 311 pass)	2005

CAREER

1.	1,307	Tommy Hodson (144 rush, 1,163 pass)	1986-89
2.	1,181	Jeff Wickersham (176 rush, 1,005 pass)	1982-85
3.	1,063	Jamie Howard (129 rush, 934 pass)	1992-95
4.	1,037	Jordan Jefferson (359 rush, 678 pass)	2008-11
5.	1,006	Herb Tyler (291 rush, 715 pass)	1995-98
6.	992	Alan Risher (377 rush, 615 pass)	1980-82
7.	936	JaMarcus Russell (139 rush, 797 pass)	2004-06
8.	884	Dalton Hilliard (882 rush, 2 pass)	1982-85
9.	859	Kevin Faulk (856 rush, 3 pass)	1995-98
10.	857	Charles Alexander (855 rush, 2 pass)	1975-78

TOTAL YARDS

GAME

1.	540	Rohan Davey at Alabama (12 rush, 528 pass)	2001
2.	433	Tommy Hodson vs. Tennessee (-5 rush, 438 pass)	1989
3.	400	Jesse Daigle vs. Mississippi State (6 rush, 394 pass)	1991
4.	380	Tommy Hodson at Ole Miss (-1 rush, 381 pass)	1989
5.	372	Matt Flynn at Alabama (19 rush, 353 pass)	2007
6.	366	Jeff Wickersham vs. Mississippi St. (-2 rush, 368 pass)	1983

7.	362	Rohan Davey at Kentucky (-21 rush, 383 pass)	2001
8.	356	Jamie Howard vs. Rice (0 rush, 356 pass)	1995
9.	353	Rohan Davey vs. Arkansas (-6 rush, 359 pass)	2001
10.	348	JaMarcus Russell vs. Notre Dame (21 rush, 332 pass)	2006

SEASON

1.	3,351	Rohan Davey (4 rush, 3,347 pass)	2001
2.	3,271	JaMarcus Russell (142 rush, 3,129 pass)	2006
3.	2,949	Zach Mettenberger (-133 rush, 3,082 pass)	2013
4.	2,922	Matt Mauck (97 rush, 2,825 pass)	2003
5.	2,622	Matt Flynn (215 rush, 2,407 pass)	2007
6.	2,604	Tommy Hodson (-51 rush, 2,655 pass)	1989
7.	2,436	Jeff Wickersham (-106 rush, 2,542 pass)	1983
8.	2,421	JaMarcus Russell (-22 rush, 2,443 pass)	2005
9.	2,401	Zach Mettenberger (-208 rush, 2,609 pass)	2012
10.	2,391	Brandon Harris (226 rush, 2,165 pass)	2015

CAREER

1.	8,938	Tommy Hodson (-177 rush, 9,115 pass)	1986-89
2.	6,705	Jeff Wickersham (-216 rush, 6,921 pass)	1982-85
3.	6,704	JaMarcus Russell (79 rush, 6,625 pass)	2004-06
4.	6,654	Herb Tyler (778 rush, 5,876 pass)	1995-98
5.	5,751	Jordan Jefferson (1,018 rush, 4,733 pass)	2008-11
6.	5,560	Jamie Howard (-598 rush, 6,158 pass)	1992-95
7.	5,470	Zach Mettenberger (-313 rush, 5,783 pass)	2011-13
8.	5,127	Alan Risher (542 rush, 4,585 pass)	1980-82
9.	4,492	Rohan Davey (77 rush, 4,415 pass)	1998-2001
10.	4,356	Leonard Fournette (3,830 rush, 526 receiving)	2014-16

YARDS PER GAME

SEASON

1.	279.2	Rohan Davey (3,351 in 12 games)	2001
2.	251.6	JaMarcus Russell (3,271 in 13 games)	2006
3.	245.8	Zach Mettenberger (2,949 in 12 games)	2013
4.	236.7	Tommy Hodson (2,604 in 11 games)	1989
5.	221.5	Jeff Wickersham (2,436 in 11 games)	1983
6.	220.0	Herb Tyler (2,200 in 10 games)	1998
7.	218.5	Matt Flynn (2,622 in 12 games)	2007
8.	212.2	Josh Booty (2,121 in 10 games)	2000
9.	208.7	Matt Mauck (2,922 in 14 games)	2003
10.	201.8	JaMarcus Russell (2,421 in 12 games)	2005
	201.8	Tommy Hodson (2,219 in 11 games)	1986

CAREER

1.	203.1	Tommy Hodson (8,938 in 44 games)	1986-89
2.	197.5	Josh Booty	1999-00

3.	186.2	JaMarcus Russell (6,704 in 36 games)	2004-06
4.	184.8	Herb Tyler (6,654 in 20 games)	1995-98
5.	182.3	Zach Mettenberger (5,470 in 30 games)	2011-13
6.	181.6	Matt Mauck (4,176 in 23 games)	2001-03
7.	179.7	Rohan Davey (4,492 in 25 games)	1998-01
8.	176.4	Jeff Wickersham (6,705 in 38 games)	1982-85
9.	155.4	Alan Risher (5,127 in 33 games)	1980-82
10.	154.4	Jamie Howard (5,560 in 36 games)	1992-95

MOST TOUCHDOWNS RESPONSIBLE FOR

GAME

1.	5	Leonard Fournette vs. Texas Tech* (4 rush, 1 rec)	2015
	5	Brandon Harris vs. New Mexico St. (3 pass, 2 rush)	2014
	5	Zach Mettenberger vs. UAB (5 pass)	2013
	5	Herb Tyler vs. Kentucky (3 rush, 2 pass)	1998
	5	Kevin Faulk at Kentucky (5 rush)	1997
	5	Tommy Hodson vs. Tennessee (4 pass, 1 rush)	1989
	5	Carlos Carson vs. Rice (5 rec)	1977

* - Denotes bowl game

TOUCHDOWNS RESPONSIBLE FOR

SEASON

1.	29	JaMarcus Russell (1 rush, 28 pass)	2006
	29	Matt Mauck (1 rush, 28 pass)	2003
3.	25	Matt Flynn (4 rush) 21 pass)	2007
	25	Herb Tyler (7 rush, 18 pass)	1998
5.	24	Tommy Hodson (2 rush, 22 pass)	1989
6.	23	Leonard Fournette (22 rush, 1 rec)	2015
7.	22	Zach Mettenberger (22 pass)	2013
8.	21	Alan Risher (4 rush, 17 pass)	1982
9.	19	Tommy Hodson (19 rush)	1986
	19	LaBrandon Toefield (19 pass)	2001


TOUCHDOWNS RESPONSIBLE FOR

CAREER

1.	71	Tommy Hodson (2 rush, 69 pass)	1986-89
2.	63	Herb Tyler (23 rush, 40 pass)	1995-98
3.	56	JaMarcus Russell (4 rush, 52 pass)	2004-06
4.	53	Kevin Faulk (46 rush, 4 rec, 2 PR, 1 KOR)	1995-98
5.	50	Dalton Hilliard (44 rush, 6 rec)	1982-85
6.	46	Jordan Jefferson (12 rush, 34 pass)	2008-11
7.	44	Alan Risher (13 rush, 31 pass)	1980-82
8.	42	Leonard Fournette (40 rush, 1 rec, 1 KOR)	2014-16
9.	40	Matt Mauck (5 rush, 35 pass)	2001-03
	40	Charles Alexander (40 rush)	1975-78

LSU'S ALL-TIME STARTING QUARTERBACK CAREER RECORD (SINCE 1957)

YEARS	STARTING QB	CAREER RECORD (BY WINS)
1986-89	Tommy Hodson	31-14-1
1995-98	Herb Tyler	27-11
2004-06	JaMarcus Russell	26-4
1957-59	Warren Rabb	25-7
2008-11	Jordan Jefferson	24-8
1983-85	Jeff Wickersham	21-12-2
1960-62	Jimmy Field	20-6-2
2011-13	Zach Mettenberger	19-6
2001-03	Matt Mauck	18-2
1980-82	Alan Risher	17-14-2
2008-11	Jarrett Lee	14-4
1977-79	David Woodley	14-7
1963-65	Pat Screen	13-3-1



Mike Miley

1970-72	Bert Jones	12-4-1
1999-01	Rohan Davey	12-5
1992-95	Jamie Howard	12-19-1
2004-07	Matt Flynn	11-2
1967-69	Mike Hillman	11-2
1966-68	Fred Haynes	11-5-1
1976-79	Steve Ensminger	11-6
1972-73	Mike Miley	9-3
1969-70	Buddy Lee	9-3
2014-16	Brandon Harris	9-5
2013-15	Anthony Jennings	9-4
1965-67	Nelson Stokley	9-5-1
1975-77	Pat Lyons	9-8-1
1999-00	Josh Booty	8-10
1963-65	Billy Ezell	7-5
1990-93	Chad Loup	7-10
2016	Danny Etling	7-3
1970-72	Paul Lyons	6-1
2002-04	Marcus Randall	6-7
1960-62	Lynn Amedee	4-0-1
1973-74	Billy Broussard	4-5-1
2008	Andrew Hatch	3-0
1990	Sol Graves	3-2
2007	Ryan Perrilloux	2-0
1990-92	Jesse Daigle	2-4
2002	Rick Clausen	1-0
1979-80	Robert Mahfouz	1-0
1974-76	Carl Otis Trimble	1-0
1967-69	Jimmy Gilbert	1-0
1998-99	Craig Nall	1-1
1975-77	Bobby Moreau	1-1
1985-88	Mickey Guidry	0-1
1995-97	Melvin Hill	0-3



Danny Etling

LSU'S ALL-TIME STARTING QUARTERBACK RECORD BY SEASON

(SINCE 1957)

YEAR	STARTING QUARTERBACK	RECORD
1957	Warren Rabb	5-5
1958	Warren Rabb	11-0
1959	Warren Rabb	9-2
1960	Jimmy Field	2-4
	Lynn Amedee	3-0-1
1961	Jimmy Field	10-1
1962	Jimmy Field	8-1-1
	Lynn Amedee	1-0
1963	Billy Ezell	4-3
	Pat Screen	3-1
1964	Pat Screen	5-0-1
	Billy Ezell	3-2
1965	Pat Screen	5-2
	Nelson Stokley	3-1
1966	Fred Haynes	4-3-1
	Nelson Stokley	1-1
1967	Nelson Stokley	5-3-1
	Fred Haynes	2-0
1968	Fred Haynes	5-2
	Mike Hillman	2-1
	Jimmy Gilbert	1-0
1969	Mike Hillman	9-1
1970	Buddy Lee	9-3
1971	Paul Lyons	6-1
	Bert Jones	3-2
1972	Bert Jones	9-2-1
1973	Mike Miley	9-3
1974	Billy Broussard	4-5-1
	Carl Otis Trimble	1-0
1975	Pat Lyons	4-5
	Bobby Moreau	1-1
1976	Pat Lyons	5-3-1
	Steve Ensminger	2-0
1977	Steve Ensminger	7-4
	David Woodley	1-0
1978	David Woodley	8-4
1979	David Woodley	5-3
	Steve Ensminger	2-2
1980	Alan Risher	6-4
	Robert Mahfouz	1-0
1981	Alan Risher	3-7-1
1982	Alan Risher	8-3-1
1983	Jeff Wickersham	4-7
1984	Jeff Wickersham	8-3-1
1985	Jeff Wickersham	9-2-1
1986	Tommy Hodson	9-3
1987	Tommy Hodson	10-0-1
	Mickey Guidry	0-1
1988	Tommy Hodson	8-4
1989	Tommy Hodson	4-7



Jarrett Lee

1990	Sol Graves	3-2
	Chad Loup	2-4
1991	Chad Loup	3-3
	Jesse Daigle	2-3
1992	Chad Loup	2-2
	Jamie Howard	0-6
	Jesse Daigle	0-1
1993	Jamie Howard	5-5
	Chad Loup	0-1
1994	Jamie Howard	4-5
	Melvin Hill	0-2
1995	Herb Tyler	4-0
	Jamie Howard	3-3-1
	Melvin Hill	0-1
1996	Herb Tyler	10-2
1997	Herb Tyler	9-3
1998	Herb Tyler	4-6
	Craig Nall	0-1
1999	Craig Nall	1-0
	Rohan Davey	1-1
	Josh Booty	1-7
2000	Josh Booty	7-3
	Rohan Davey	1-1
2001	Rohan Davey	10-3
2002	Matt Mauck	5-1
	Marcus Randall	2-4
	Rick Clausen	1-0
2003	Matt Mauck	13-1
2004	JaMarcus Russell	5-0
	Marcus Randall	4-3
2005	JaMarcus Russell	10-2
	Matt Flynn	1-0
2006	JaMarcus Russell	11-2
2007	Matt Flynn	10-2
	Ryan Perrilloux	2-0
2008	Jarrett Lee	4-4
	Andrew Hatch	3-0
	Jordan Jefferson	1-1
2009	Jordan Jefferson	8-4
	Jarrett Lee	1-0
2010	Jordan Jefferson	11-2
2011	Jarrett Lee	9-0
	Jordan Jefferson	4-1
2012	Zach Mettenberger	10-3
2013	Zach Mettenberger	9-3
	Anthony Jennings	1-0
2014	Anthony Jennings	8-4
	Brandon Harris	0-1
	Brandon Harris	9-3
2015	Brandon Harris	9-3
2016	Danny Etling	7-3
	Brandon Harris	1-1

ALL PURPOSE YARDS

GAME	
1. 376	Kevin Faulk vs. Houston (246 rush, 8 rec., 106 PR, 16 KOR) 1996
2. 338	Josh Reed at Alabama (293 rec., 5 PR, 40 KOR) 2001
3. 331	Odell Beckham, Jr. vs. UAB (15 rush, 136 rec., 59 PR, 21 KOR, 100 FGR) 2013
4. 309	Leonard Fournette (285 rush, 25 rec.) 2016
5. 300	Cecil Collins vs. Auburn (232 rush, 11 rec., 57 KOR) 1997
6. 298	Devery Henderson at Kentucky (10 rush, 201 rec., 87 KOR) 2002
7. 290	Odell Beckham, Jr. at Mississippi State (179 rec., 111 KOR) 2013
8. 289	Odell Beckham, Jr. at Georgia (118 rec., -4 PR, 175, KOR) 2013
9. 286	Domanick Davis vs. Mississippi State (122 rush, 128 PR, 36 KOR) 2002
10. 285	Derrius Guice at Texas A&M (285 rush) 2016

SEASON	
1. 2,315	Odell Beckham, Jr. (58 rush, 1,152 rec., 160 PR, 845 KOR, 100 FGR) 2013
2. 2,206	Leonard Fournette (1,953 rush, 253 rec.) 2015
3. 2,120	Domanick Davis (31 rush, 130 rec., 499 PR, 560 KOR) 2002
4. 2,109	Kevin Faulk (1,279, rush, 287 rec., 265 PR, 278 KOR) 1998
5. 2,104	Kevin Faulk (1,282 rush, 134 rec., 375 PR, 313 KOR) 1996
6. 1,860	Josh Reed (7 rush, 1,740 rec., 5 PR, 108 KOR) 2001
7. 1,786	Leonard Fournette (1,034 rush, 127 rec., 625 KOR) 2014
8. 1,766	Charles Alexander (1,686 rush, 80 rec.) 1977
9. 1,646	Kevin Faulk (1,144 rush, 93 rec., 192 PR, 217 KOR) 1997
10. 1,582	Jeremy Hill (1,401 rush, 181 rec.) 2013

CAREER	
1. *6,883	Kevin Faulk (4,557 rush, 600 rec., 832 PR, 844 KOR) 1995-98
2. 5,743	Domanick Davis (2,056 rush, 393 rec., 1,126 PR, 2,168 KOR) 1999-2002
3. 5,326	Dalton Hilliard (4,050 rush, 1,133 rec., 143 KOR) 1982-85
4. 4,981	Leonard Fournette (3,830 rush, 526 rec., 625 KOR) Active
5. 4,513	Charles Alexander (4,035 rush, 431 rec., 47 KOR) 1975-78
6. 4,118	Odell Beckham, Jr. (77 rush, 2,340 rec., 557 PR, 1,044 KOR, 100 FGR) 2011-13
7. 4,066	Harvey Williams (2,860 rush, 674 rec., 532 KOR) 1986-90
8. 3,833	Eric Martin (357 rush, 2,625 rec., 851 KOR) 1981-84
9. 3,819	Eddie Kennison (140 rush, 1,554 rec., 947 PR, 1,178 KOR) 1993-95
10. 3,798	Garry James (2,225 rush, 1,003 rec., 1 PR, 569 KOR) 1982-85

* - SEC Record

ALL PURPOSE YARDS PER GAME

SEASON	
1. 191.7	Kevin Faulk (1,279 rush, 287 rec., 265 PR, 278 KOR in 11 games) 1998
2. 191.3	Kevin Faulk (1,282 rush, 134 rec., 375 PR, 313 KOR in 11 games) 1996
3. 183.8	Leonard Fournette (1,953 rush, 253 rec. in 12 games) 2015
4. 182.9	Kevin Faulk (1,144 rush, 93 rec., 192 PR, 217 KOR in 9 games) 1997
5. 178.1	Odell Beckham Jr. (58 rush, 1,152 rec., 160 PR, 845 KOR in 13 games) 2013

CAREER	
1. 166.7	Kevin Faulk (6,833 yards in 41 games) 1995-98
2. 155.7	Leonard Fournette (4,981 yards in 32 games) 2014-16
3. 137.2	Odell Beckham Jr. (4,118 yards in 30 games) 2011-13

SCORING • POINTS

GAME	
1. 30	Leonard Fournette vs. Texas Tech (5 TDs) 2015
30	Kevin Faulk at Kentucky (5 TDs) 1997
30	Carlos Carson vs. Rice (5 TDs) 1977
4. 26	Harvey Williams vs. Miami (Ohio) (4 TDs, 1 2-PT Conv.) 1990
26	Wendell Harris vs. Tulane (3 TDs, 1 FG, 2 PAT) 1961
6. 24	11 players
Last:	Derrius Guice at Texas A&M (4 TDs) 2016

SEASON	
1. 147	Colt David (1 TD, 26 FG, 63 PAT) 2007
2. 138	Leonard Fournette (34 TDs) 2015
3. 120	Josh Jasper (28 FG, 36 PAT) 2010
4. 114	LaBrandon Toefield (19 TD) 2001
5. 110	Drew Alleman (16 FG, 62 PAT) 2011
6. 108	Charles Scott (18 TD) 2008
7. 107	Drew Alleman (21 FG, 44 PAT) 2012
8. 104	Charles Alexander (17 TD, 1 2-PT Conv.) 1977
9. 102	Kevin Faulk (16 TDs) 1998
10. 98	Steve Van Buren (14 TDs, 14 PAT) 1943

CAREER	
1. 369	Colt David (54 FG, 201 PAT, 1 TD) 2005-08
2. 318	Kevin Faulk (53 TDs) 1995-98
3. 302	Dalton Hilliard (50 TDs, 1 2-PT Conv.) 1982-85
4. 292	David Brownlyke (61 FG, 109 PAT) 1986-89
5. 279	John Corbello (50 FG, 129 PAT) 1999-02
6. 254	Charles Alexander (42 TDs, 1 2-PT Conv.) 1975-78
7. 252	Leonard Fournette (42 TDs) 2014-16
8. 235	Colby Delahoussaye (35 FG, 130 PAT) 2013-16
9. 217	Drew Alleman (37 FG, 106 PAT) 2011-12
10. 216	Josh Jasper (47 FG, 75 PAT) 2008-10

SCORING • TOUCHDOWNS

GAME	
1. 5	Leonard Fournette vs. Texas Tech 2015
5	Kevin Faulk at Kentucky 1997
5	Carlos Carson vs. Rice 1977
4. 4	Derrius Guice at Texas A&M 2016
4	Odell Beckham, Jr. vs. UAB 2013
4	LaBrandon Toefield vs. Utah State 2001
4	Rondell Mealey vs. New Mexico State 1996
4	Harvey Williams vs. Miami (Ohio) 1990
4	Dalton Hilliard at Kentucky 1984
4	Charles Alexander vs. Oregon 1977
4	Ken Kavanaugh at Holy Cross 1939

SEASON	
1. 23	Leonard Fournette 2015
2. 19	LaBrandon Toefield 2001
3. 18	Charles Scott 2008
4. 17	Kevin Faulk 1997
17	Charles Alexander 1997
6. 16	Dalton Hilliard 1982
16	Charles Alexander 1978
16	Jeremy Hill 2013
9. 15	Stevan Ridley 2010
15	Kevin Faulk 1997

CAREER	
1. 53	Kevin Faulk 1995-98
2. 50	Dalton Hilliard 1982-85
3. 42	Leonard Fournette 2014-16
42	Charles Alexander 1975-78
5. 35	Charles Scott 2006-09
6. 33	Rondell Mealey 1996-99
7. 30	Garry James 1982-85

LONGEST SCORING PLAYS • RETURNS

1. 100	Leonard Fournette, Kickoff vs. Notre Dame 2014
100	Odell Beckham, Jr., FG vs. UAB 2013
100	Craig Loston, INT vs. Ole Miss 2012
100	Eddie Kennison, Punt vs. Mississippi State 1994
100	Greg Jackson, INT at Mississippi State 1988
100	Eric Martin, Kickoff vs. Kentucky 1981
100	Sammy Grezaffi, Kickoff at Tennessee 1967
100	White Graves, INT at Kentucky 1964
100	Ken Kavanaugh, Fumble at Rice 1937



David Brown dyke

Kicking

FIELD GOAL ATTEMPTS

GAME

1.	6	David Brown dyke (made 4) vs. Ole Miss	1986
	6	Juan Roca (made 1) vs. Florida	1972
3.	5	Trent Domingue (made 3) vs. Texas A&M	2015
	5	Josh Jasper (made 5) vs. Mississippi State	2010
	5	Colt David (made 3) at Arkansas	2008
	5	John Corbello (made 3) vs. South Carolina	2002
	5	David Lafleur (made 4) at Auburn	1994
	5	David Brown dyke (made 4) at Mississippi St.	1986
	5	Mike Conway (made 4) at Kentucky	1978
	5	Carlos Rabb (made 3) at Florida	1967

SEASON

1.	34	Josh Jasper (28/34)	2010
2.	33	Colt David (26/33)	2007
3.	29	Drew Alleman (21/29)	2012
4.	24	John Corbello (17/24)	2002
5.	23	John Corbello (14/23)	2001
	23	David Brown dyke (19/23)	1988
7.	21	Colt David (16/21)	2008
	21	Doug Moreau (13/21)	1964
9.	20	Josh Jasper (17/20)	2009
	20	David Brown dyke (14/20)	1987
	20	Juan Betanzos (12/20)	1984

CAREER

1.	77	John Corbello (50/77)	1999-02
2.	75	David Brown dyke (61/75)	1986-89
3.	72	Colt David (54/72)	2005-08
4.	56	Josh Jasper (47/56)	2008-10
5.	55	Juan Betanzos (36/55)	1982-84
6.	50	André LaFleur (37/50)	1993-95
7.	48	Mike Conway (33/48)	1975-78
8.	47	Drew Alleman (37/47)	2011-12
9.	45	Pedro Suarez (33/45)	1990-92
10.	44	Colby Delahoussaye (35/44)	2013-16
	44	Chris Jackson (26/44)	2003-06

FIELD GOALS MADE

GAME

1.	5	Josh Jasper vs. Mississippi State	2010
2.	4	Mike Conway at Kentucky	1978
	4	David Brown dyke vs. Ole Miss	1986
	4	David Brown dyke at Mississippi State	1986
	4	David Brown dyke at Georgia	1987
	4	David Brown dyke at Ohio State	1988
	4	André LaFleur at Auburn	1994
	4	John Corbello vs. Miami (Ohio)	2002
	4	Josh Jasper vs. Arkansas	2009
	4	Drew Alleman at Mississippi State	2011

SEASON

1.	28	Josh Jasper (34 att.)	2010
2.	26	Colt David (33 att.)	2007
3.	21	Drew Alleman (29 att.)	2012
4.	19	David Brown dyke (23 att.)	1988
5.	17	John Corbello (24 att.)	2002



Colt David

17	Josh Jasper (20 att.)	2009	
7.	16	Colt David (21 att.)	2008
	16	Drew Alleman (18 att.)	2011
9.	15	Pedro Suarez (17 att.)	1990
10.	14	John Corbello (23 att.)	2001
	14	André LaFleur (17 att.)	1993
	14	David Brown dyke (14 att.)	1989
	14	David Brown dyke (20 att.)	1987
	14	David Brown dyke (18 att.)	1986
	14	Juan Betanzos (18 att.)	1983
	14	Mike Conway (15 att.)	1978

CAREER

1.	61	David Brown dyke (75 att.)	1986-89
2.	54	Colt David (72 att.)	2005-08
3.	50	John Corbello (77 att.)	1999-2002
4.	47	Josh Jasper (56 att.)	2008-10
5.	37	André LaFleur (50 att.)	1993-95
	37	Drew Alleman (47 att.)	2011-12
7.	36	Juan Betanzos (55 att.)	1982-1984
8.	35	Colby Delahoussaye (44 att.)	2013-16
9.	33	Mike Conway (48 att.)	1975-78
	33	Pedro Suarez (45 att.)	1990-92

LONG FIELD GOALS

GAME

1.	54	Wade Richey vs. Kentucky	1996
	54	Ron Lewis at North Carolina	1985
3.	53	Josh Jasper vs. Louisiana-Monroe	2010
	53	Colt David vs. Georgia Tech	2008
	53	Chris Jackson at Arkansas	2004
	53	Juan Roca at Rice	1972
7.	52	Josh Jasper vs. Louisiana-Lafayette	2009
	52	Colt David vs. Ole Miss	2008
	52	Colt David vs. Troy	2008
	52	David Brown dyke vs. Ole Miss	1986
	52	Juan Roca vs. Mississippi State	1973
	52	Juan Roca vs. Wisconsin	1972
13.	51	Josh Jasper vs. Mississippi State	2010
	51	Colt David vs. Georgia	2008
	51	Chris Jackson vs. Ole Miss	2004
	51	André LaFleur at Mississippi State	1995
	51	Pedro Suarez vs. Ole Miss	1990
	51	Juan Betanzos vs. Rice	1982

FIELD GOAL PERCENTAGE

(SEASON - MIN. 10 MADE)

1.	100.0	David Brown dyke (14 of 14)	1989
2.	93.3	Mike Conway (14 of 15)	1978
3.	92.9	Colby Delahoussaye (13 of 14)	2013
4.	88.9	Drew Alleman (16 of 18)	2011
5.	88.0	Pedro Suarez (15 of 17)	1990
6.	85.0	Josh Jasper (17 of 20)	2009
7.	83.3	Johnston (10 of 12)	1981
8.	83.0	David Brown dyke (19 of 23)	1988
9.	82.4	Josh Jasper (28 of 34)	2010
10.	82.0	Andre Lafleur (14 of 17)	1993

CAREER:

(Min. 20 attempts)



Josh Jasper

1.	.839	Josh Jasper (47-56)	2008-10
2.	.813	David Brown dyke (61-75)	1986-89
3.	.800	David Johnston (16-20)	1980-81
4.	.796	Colby Delahoussaye (35-44)	2014-16
5.	.787	Drew Alleman (37-47)	2011-12
6.	.750	Colt David (54-72)	2005-08
7.	.740	André LaFleur (37-50)	1993-95
8.	.733	Pedro Suarez (33-45)	1990-92
9.	.714	Trent Domingue (15-21)	2014-15
10.	.688	Mike Conway (33-48)	1975-78

PAT KICKS MADE

GAME

1.	10	Bobby Moreau vs. Rice	1977
2.	9	Colby Delahoussaye vs. New Mexico State	2014
	9	Wade Richey vs. New Mexico State	1996
	9	Drew Alleman vs. Idaho	2012
5.	8	Colby Delahoussaye at Mississippi State	2013
	8	Colby Delahoussaye vs. UAB	2013
	8	Colt David vs. North Texas	2005
	8	Mark Lumpkin vs. Ole Miss	1970
	8	Mike Conway vs. Oregon	1977
	8	David Brown dyke vs. Cal State Fullerton	1987

SEASON

1.	63	Colt David	2007
2.	62	Drew Alleman	2011
3.	56	Colby Delahoussaye	2013
4.	50	Colt David	2006
5.	49	Trent Domingue	2015
6.	48	Juan Betanzos	1982
7.	45	Colt David	2005
8.	44	Colt David	2008
	44	Drew Alleman	2012
10.	42	Wade Richey	1996

CAREER

1.	201	Colt David	2005-08
2.	130	Colby Delahoussaye	2013-16
3.	129	John Corbello	1999-2002
4.	109	David Brown dyke	1986-89
5.	106	Drew Alleman	2011-12
6.	92	Mark Lumpkin	1968-70
7.	91	Juan Betanzos	1982-84
8.	88	Mike Conway	1975-78
9.	81	Rusty Jackson	1972-74
10.	78	André LaFleur	1993-95

CONSECUTIVE PAT KICKS MADE

1.	109	David Brown dyke	1986-89
2.	106	Drew Alleman	2011-12
3.	77	Colt David	2005-06
4.	72	Colt David	2006-07
5.	69	André LaFleur	1993-95
6.	56	Josh Jasper	2008-10
7.	47	John Corbello	1999-02
8.	43	Juan Betanzos	1982
9.	42	Trent Domingue	2015
	42	Mike Conway	1976-77
	42	Pedro Suarez	1989-92

TOTAL POINTS SCORED BY KICKING

GAME	PLAYER	POINTS	YEAR
1.	17 Josh Jasper vs. Mississippi St. (5 FG, 2 PAT)	2010	2010
	17 David Browndyke at Mississippi St. (4 FG, 5 PAT)	1986	1986
3.	15 Josh Jasper vs. Louisiana-Monroe (3 FG, 6 PAT)	2010	2010
	15 Josh Jasper vs. Arkansas (4 FG, 3 PAT)	2009	2009
	15 John Corbello vs. Miami (Ohio) (4 FG, 3 PAT)	2002	2002
	15 David Browndyke at Ohio State (4 FG, 3 PAT)	1988	1988
7.	14 André LaFleur at Auburn (4 FG, 2 PAT)	1994	1994
	14 David Browndyke at Georgia (4 FG, 2 PAT)	1987	1987

SEASON

1.	*141 Colt David (26 FG, 63 PAT)	2007	2007
2.	120 Josh Jasper (28 FG, 36 PAT)	2010	2010
3.	110 Drew Alleman (16 FG, 62 PAT)	2011	2011
4.	107 Drew Alleman (21 FG, 44 PAT)	2012	2012
5.	95 Colby Delahoussaye (13 FG, 56 PAT)	2013	2013
6.	91 Colt David (16 FG, 44 PAT)	2008	2008
7.	88 Trent Domingue (13 FG, 49 PAT)	2015	2015
8.	85 Josh Jasper (17 FG, 34 PAT)	2009	2009
	85 John Corbello (17 FG, 34 PAT)	2002	2002
10.	83 David Browndyke (14 FG, 41 PAT)	1987	1987

* - SEC Record

CAREER

1.	363 Colt David (54 FG, 201 PAT)	2005-08	2005-08
2.	292 David Browndyke (61 FG, 109 PAT)	1986-89	1986-89
3.	279 John Corbello (33 FG, 95 PAT)	1999-02	1999-02
4.	235 Colby Delahoussaye (35 FG, 130 PAT)	2013-16	2013-16
	217 Drew Alleman (37 FG, 106 PAT)	2011-12	2011-12
6.	216 Josh Jasper (47 FG, 75 PAT)	2008-10	2008-10
7.	198 Juan Betanzos (36 FG, 90 PAT)	1982-84	1982-84
8.	187 Mike Conway (33 FG, 88 PAT)	1975-78	1975-78

Punting

MOST PUNTS

GAME	PLAYER	PUNTS	YEAR
1.	13 Matt DeFrank at Ole Miss (489 yards)	1985	1985
	13 Leo Bird vs. Tennessee (519 yards)	1941	1941
3.	12 Rusty Jackson vs. Texas A&M (496 yards)	1975	1975
	12 Al Doggett vs. Tennessee	1952	1952
5.	11 Brian Griffith at Texas A&M (489)	1991	1991
	11 Jerry Stovall at Georgia Tech (370)	1962	1962
	11 Jerry Stovall vs. Texas A&M (473)	1960	1960
	11 Jim Barton at Mississippi State	1951	1951
9.	10 9 times; Last: Jamie Keehn vs. Iowa (469)	2012	2012

SEASON

1.	81 Al Doggett (38.9 avg.)	1952	1952
2.	75 Jim Barton (36.0 avg.)	1951	1951
3.	73 Steve Jackson (40.0 avg.)	1975	1975
4.	71 Jamie Keehn (44.9 avg.)	2014	2014
5.	67 James Wagner (40.0 avg.)	1981	1981
6.	66 David Johnston (39.0 avg.)	1980	1980
7.	65 Donnie Jones (42.4 avg.)	2003	2003
8.	64 Donnie Jones (44.0 avg.)	2002	2002
	64 Wayne Dickinson (37.5 avg.)	1970	1970
	64 Jerry Stovall (42.1 avg.)	1960	1960

CAREER

1.	233 Donnie Jones (42.1 avg.)	2000-03	2000-03
2.	186 Chad Kessler (42.9 avg.)	1994-97	1994-97
3.	184 Jamie Keehn (42.6 avg.)	2012-15	2012-15
4.	180 Clay Parker (40.6 avg.)	1981-84	1981-84
5.	167 Rusty Jackson (39.5 avg.)	1972-74	1972-74
6.	165 Jerry Stovall (39.3 avg.)	1960-62	1960-62
7.	160 Al Doggett (38.1 avg.)	1951-54	1951-54
8.	153 Eddie Ray (41.2 avg.)	1967-69	1967-69
9.	140 Chris Jackson (41.0 avg.)	2003-06	2003-06
10.	136 Brian Griffith (40.5 avg.)	1988-91	1988-91

LONGEST PUNTS

1.	86 Donnie Jones at Kentucky	2002	2002
2.	82 Derek Helton at Arkansas	2010	2010
3.	73 Brad Wing at Alabama	2011	2011
4.	71 Matt DeFrank vs. Notre Dame	1986	1986
5.	69 Donnie Jones vs. UAB	2000	2000
	69 Brad Wing at Arkansas	2012	2012
7.	68 Josh Growden vs. Southern Miss	2016	2016
	68 Donnie Jones at Kentucky	2001	2001
9.	67 Brad Wing vs. Georgia	2011	2011
	67 Donnie Jones vs. Auburn	2003	2003
	67 Matt DeFrank vs. Kentucky	1987	1987
	67 James Parker vs. South Carolina	1982	1982
13.	66 Chad Kessler at Vanderbilt	1997	1997
	66 Mitch Worley vs. Miami (Fla.)	1966	1966

GAME WINNING FIELD GOALS

DATE	OPPONENT	PLACEKICKER	GAME WINNING FG	FINAL
Oct. 11, 2014	at Florida	Colby Delahoussaye	50-yarder with 0:03 left in 4th Quarter	W, 30-27
Nov. 5, 2011	at #2 Alabama	Drew Alleman	25-yarder in OT	W, 9-6 (OT)
Nov. 28, 2009	Arkansas	Josh Jasper	36-yarder in OT	W, 33-30 (OT)
Nov. 18, 2006	Ole Miss	Colt David	26-yarder in OT	W, 23-20 OT
Oct. 22, 2005	#16 Auburn	Chris Jackson	30-yarder in OT	W, 20-17 OT
Sept. 11, 1993	at Mississippi State	Andre' Lafleur	26-yarder with 0:10 left in 4th Quarter	W, 18-16
Sept. 21, 1991	Vanderbilt	Pedro Suarez	31-yarder with 7:28 left in 4th Quarter	W, 16-14
Nov. 5, 1988	at #18 Alabama	David Browndyke	34-yarder with 0:28 left in 4th Quarter	W, 19-18
Oct. 3, 1987	#19 Florida	David Browndyke	24-yarder with 5:34 left in 4th Quarter	W, 13-10
Sept. 20, 1980	Colorado	David Johnston	17-yarder with 0:35 left in 4th Quarter	W, 23-20
Nov. 12, 1977	Mississippi State	Mike Conway	28-yarder with 2:40 left in 4th Quarter	W, 27-24
Oct. 26, 1968	TCU	Mark Lumpkin	37-yarder with 5:25 left in 4th Quarter	W, 10-7
Sept. 26, 1964	at Rice	Doug Moreau	28-yarder with 2:29 left in 4th Quarter	W, 3-0
Oct. 6, 1962	at #5 Georgia Tech	Lynn Amedee	24-yarder with 4:35 left in 4th Quarter	W, 10-7
Oct. 25, 1958	Florida	Tommy Davis	19-yarder with 2:53 left in 4th Quarter	W, 10-7
Oct. 25, 1941	Florida	Bernie Lipkis	Yards not available with 0:08 left in 4th Quarter	W, 10-7

YARDS PUNTED

GAME	PLAYER	YARDS	YEAR
1.	519 Leo Bird vs. Tennessee (13 punts)	1941	1941
2.	496 Rusty Jackson vs. Texas A&M (12 punts)	1975	1975
3.	489 Brian Griffith at Texas A&M (11 punts)	1991	1991
	489 Matt DeFrank at Ole Miss (13 punts)	1985	1985
5.	473 Jerry Stovall vs. Texas A&M (11 punts)	1960	1960
6.	469 Jamie Keehn vs. Iowa (10 punts)	2012	2012
7.	468 Al Doggett at Ole Miss	1952	1952
8.	451 Brad Wing at Texas A&M (10 punts)	2012	2012
9.	445 Jim Barton vs. Maryland	1951	1951
10.	439 Scott Holstein at Texas A&M (9 punts)	1993	1993

SEASON

1.	3,189 Jamie Keehn (71 punts)	2014	2014
2.	3,147 Al Doggett (81 punts)	1952	1952
3.	2,936 Steve Jackson (73 punts)	1975	1975
4.	2,813 Donnie Jones (64 punts)	2002	2002
5.	2,757 Donnie Jones (65 punts)	2003	2003
6.	2,696 Jerry Stovall (64 punts)	1960	1960
7.	2,696 Jim Barton (75 punts)	1951	1951
8.	2,682 James Wagner (67 punts)	1981	1981
9.	2,643 Brad Wing (59 punts)	2012	2012
10.	2,627 Patrick Fisher (59 punts)	2007	2007

CAREER

1.	9,798 Donnie Jones (233 punts)	2000-03	2000-03
2.	7,976 Chad Kessler (186 punts)	1994-97	1994-97
3.	7,837 Jamie Keehn (184 punts)	2012-15	2012-15
4.	7,304 Clay Parker (180 punts)	1981-84	1981-84
5.	6,603 Rusty Jackson (167 punts)	1972-74	1972-74
6.	6,477 Jerry Stovall (165 punts)	1960-62	1960-62
7.	6,309 Eddie Ray (153 punts)	1967-69	1967-69
8.	6,099 Al Doggett (160 punts)	1951-54	1951-54
9.	5,739 Chris Jackson (140 punts)	2003-06	2003-06
10.	5,511 Brian Griffith (136 punts)	1988-91	1988-91

PUNTING AVERAGE

GAME	PLAYER	AVERAGE	YEAR
1.	58.0 Josh Growden vs. Southern Miss (3/174)	2016	2016
2.	56.7 Patrick Fisher vs. Ohio State (3/170)	2007	2007
3.	55.5 Chad Kessler vs. Auburn (4/222)	1995	1995
4.	54.3 Brad Wing at Washington (3/163)	2012	2012
5.	53.2 Chad Kessler at Mississippi State (5/266)	1997	1997
6.	53.0 Chad Kessler vs. Tulane (3/159)	1996	1996
7.	52.8 Donnie Jones vs. The Citadel (4/211)	2002	2002
8.	52.4 Corey Gibbs vs. Arkansas (5/262)	1999	1999
9.	52.0 Chris Jackson at Tennessee (2/104)	2006	2006
	52.0 Patrick Fisher vs. Auburn (4/208)	2007	2007

SEASON

1.	50.28 Chad Kessler (39/1,961)	1997	1997
2.	45.73 Derek Helton (34/1,555)	2010	2010
3.	44.92 Jamie Keehn (71/3,189)	2014	2014
4.	44.80 Brad Wing (59/2,643)	2012	2012
5.	44.52 Patrick Fisher (59/2,627)	2007	2007
6.	44.37 Brad Wing (59/2,618)	2011	2011
7.	44.09 Chad Kessler (47/2,072)	1995	1995
8.	43.97 Rene Bourgeois (39/1,715)	1989	1989
9.	43.95 Donnie Jones (64/2,813)	2002	2002
10.	43.71 Corey Gibbs (28/1,224)	1998	1998

CAREER

1.	44.6 Brad Wing (118/5,261)	2011-12	2011-12
2.	44.1 Patrick Fisher (65/2,865)	2004-07	2004-07
3.	42.9 Chad Kessler (186/7,976)	1994-97	1994-97
4.	42.6 Jamie Keehn (184/7,837)	2012-15	2012-15
5.	42.4 Derek Helton (80/3,397)	2009-10	2009-10
6.	42.0 Donnie Jones (233/9,788)	2000-03	2000-03
7.	41.9 Josh Growden (51/2,138)	Active	Active
8.	41.2 Eddie Ray (153/6,309)	1967-69	1967-69
9.	41.1 Chris Jackson (146/5,994)	2003-06	2003-06
10.	40.6 Clay Parker (180/7,304)	1981-84	1981-84

Punt Returns

MOST RETURNS

GAME	PLAYER	RETURNS	YEAR
1.	7 Eddie Kennison vs. Kentucky	1994	1994
	7 Norman Jefferson vs. Miami (Ohio)	1986	1986
	7 Norman Jefferson vs. Ole Miss	1983	1983
	7 Sammy Grezaffi vs. Ole Miss	1967	1967
	7 Young Bussey vs. Tulane	1939	1939

SEASON

1.	41 Sammy Grezaffi (369 yards)	1967	1967
2.	37 Young Bussey (465 yards)	1937	1937
3.	36 Domanick Davis (499 yards)	2002	2002
	36 Eddie Kennison (438 yards)	1994	1994
	36 Todd Kinchen (339 yards)	1991	1991

CAREER

1.	94 Domanick Davis (1,126 yards)	1999-2002	1999-2002
2.	79 Sammy Grezaffi (905 yards)	1965-67	1965-67
3.	77 Skyler Green (1,064 yards)	2002-05	2002-05

PUNT RETURN YARDS

GAME	PLAYER	YARDS	YEAR
1.	169 Norman Jefferson at Ole Miss (7 ret.)	1983	1983
2.	157 Patrick Peterson vs. North Carolina (4 ret.)	2010	2010
3.	145 Joe Labruzzo vs. Rice (3 ret.)	1965	1965
4.	141 Eddie Kennison vs. Mississippi State (3 ret.)	1994	1994
	141 Tommy Casanova vs. Ole Miss (3 ret.)	1970	1970
6.	128 Domanick Davis vs. Mississippi State (4 ret.)	2002	2002
7.	127 Craig Burns vs. Mississippi State (3 ret.)	1970	1970
8.	125 Kenny Konz at Tulane (3 ret.)	1949	1949
9.	123 Skyler Green vs. Florida (4 ret.)	2003	2003
10.	122 Sammy Grezaffi vs. Tulane (4 ret.)	1965	1965

SEASON

1.	539 Pinky Rohm (35 ret.)	1937	1937
2.	499 Domanick Davis (36 ret.)	2002	2002
3.	465 Young Bussey (37 ret.)	1937	1937
4.	462 Skyler Green (25 ret.)	2003	2003
5.	438 Eddie Kennison (36 ret.)	1994	1994
6.	421 Tyrann Mathieu (27 ret.)	2011	2011
7.	418 Patrick Peterson (26 ret.)	2010	2010
8.	375 Kevin Faulk (24 ret.)	1996	1996
9.	369 Sammy Grezaffi (41 ret.)	1967	1967
10.	362 Trindon Holliday (20 ret.)	2009	2009



Jeremy Hill



Domanick Davis

CAREER

1.	1,126	Domanick Davis (94 ret.)	1999-2002
2.	1,064	Skylar Green (77 ret.)	2002-05
3.	947	Eddie Kennison (75 ret.)	1993-95
4.	905	Sammy Grezaffi (79 ret.)	1965-67
5.	832	Kevin Faulk (61 ret.)	1995-98
6.	688	Tre'Davious White (31 ret.)	2014-16
7.	687	Joe Labruzzo (48 ret.)	1963-65
8.	673	Tre'Davious White (69 ret.)	2013-16
9.	647	Trindon Holliday (43 ret.)	2006-09
10.	597	Norman Jefferson (78 ret.)	1983-86

PUNT RETURN TOUCHDOWNS

GAME			
1.	2	Tommy Casanova vs. Ole Miss	1970
SEASON			
1.	3	Pinky Rohm	1937
CAREER			
1.	4	Skylar Green	2002-05

LONGEST PUNT RETURNS

1.	*100	Eddie Kennison vs. Mississippi State	1994
2.	93	Chad Jones at Mississippi State	2009
3.	92	Tyrann Mathieu vs. Arkansas	2011
	92	Trindon Holliday vs. North Texas	2008
	92	Kenny Konz at Tulane	1949
6.	90	Craig Burns vs. Mississippi State	1970
7.	89	Billy Cannon vs. Ole Miss	1959
	89	Odell Beckham Jr. vs. Ole Miss	2012
9.	87	Patrick Peterson vs. North Carolina	2010
	87	Trindon Holliday vs. Arkansas	2009

* - NCAA Record

LONGEST MISSED FIELD GOAL RETURNS

1.	*100	Odell Beckham, Jr. vs. UAB	2013
----	------	----------------------------	------

* - NCAA Record

Kickoff Returns

MOST RETURNS

GAME			
1.	7	Odell Beckham, Jr. at Georgia	2013
	7	Trindon Holliday vs. Georgia	2008
	7	Trindon Holliday at Florida	2008
4	6	Eddie Kennison at Texas A&M	1995
5.	5	Leonard Fournette vs. Wisconsin	2014
	5	Odell Beckham, Jr. at Mississippi State	2013
	5	Morris Claiborne at Alabama	2011
	5	Domanick Davis vs. Alabama	2002
	5	Domanick Davis vs. Arkansas	2001
	5	Robert Dow vs. Vanderbilt	1976

SEASON

1.	32	Odell Beckham, Jr. (845 yards)	2013
	32	Patrick Peterson (932 yards)	2010
3.	27	Trindon Holliday (609 yards)	2008
4.	25	Domanick Davis (618 yards)	1999
5.	24	Leonard Fournette (625 yards)	2014
	24	Domanick Davis (560 yards)	2002
	24	Domanick Davis (572 yards)	2000
8.	23	Robert Dow (598 yards)	1975

CAREER

1.	95	Domanick Davis (2,168 yards)	1999-2002
2.	73	Trindon Holliday (1,806 yards)	2006-09
3.	70	Robert Dow (1,780 yards)	1973-76
4.	51	Eddie Kennison (1,178 yards)	1993-95
5.	43	Sammy Martin (1,066 yards)	1984-87
6.	42	Odell Beckham Jr. (1,044 yards)	2011-13
7.	38	Skylar Green (792 yards)	2002-05
	38	Hokie Gajan (890 yards)	1977-80
9.	34	Kevin Faulk (744 yards)	1995-98
	34	David Butler (794 yards)	1992-95

YARDS RETURNED

GAME			
1.	164	Trindon Holliday vs. Georgia (7 ret.)	2008
2.	163	Patrick Peterson at Arkansas (4 ret.)	2010
3.	155	Eddie Kennison at Texas A&M (6 ret.)	1995
4.	154	Morris Claiborne at West Virginia (3 ret.)	2011
5.	145	Eric Martin vs. Kentucky (2 ret.)	1981
6.	141	Trindon Holliday at Florida (7 ret.)	2008
7.	137	Hokie Gajan vs. Wyoming (3 ret.)	1978
8.	136	Odell Beckham, Jr. vs. TCU (4 ret.)	2013

SEASON (SINCE 1937)

1.	932	Patrick Peterson (32 ret.)	2010
2.	845	Odell Beckham, Jr. (32 ret.)	2013
3.	625	Leonard Fournette (24 ret.)	2014
4.	618	Domanick Davis (25 ret.)	1999
5.	609	Trindon Holliday (27 ret.)	2008
6.	598	Robert Dow (23 ret.)	1975
7.	572	Domanick Davis (24 ret.)	2000
8.	560	Domanick Davis (24 ret.)	2002

CAREER

1.	2,168	Domanick Davis (95 ret.)	1999-2002
2.	1,806	Trindon Holliday (73 ret.)	2006-09
3.	1,780	Robert Dow (70 ret.)	1973-76
4.	1,178	Eddie Kennison (51 ret.)	1993-95
5.	1,066	Sammy Martin (43 ret.)	1984-87
6.	1,044	Odell Beckham, Jr. (42 ret.)	2011-13

LONGEST KICKOFF RETURNS

1.	*100	Leonard Fournette vs. Notre Dame • TD	2014
	*100	Eric Martin vs. Kentucky • TD	1981
	*100	Sammy Grezaffi at Tennessee • TD	1967
4.	99	Morris Claiborne at West Virginia • TD	2011
	99	Hokie Gajan vs. Wyoming • TD	1978
	99	J.W. Brodnax at Florida • TD	1957
7.	98	Trindon Holliday at Ole Miss • TD	2007
	98	Jerry Stovall at Georgia Tech • TD	1962
9.	97	Billy Cannon at Texas Tech • TD	1957
10.	95	Joe May vs. Kentucky • TD	1955

* - NCAA Record

Miscellaneous Records

CAREER STARTS

1.	53	Ciron Black	2006-09
2.	52	Andrew Whitworth	2002-05
3.	48	LaRon Landry	2003-06
	48	Jerel Myers	1999-02
	48	Rodney Reed	2000-03

CONSECUTIVE STARTS

1.	53	Ciron Black	2006-09
2.	52	Andrew Whitworth	2002-05
3.	48	LaRon Landry	2003-06
	48	Rodney Reed	2000-03

ALL-TIME KICKOFF RETURNS FOR TOUCHDOWNS

YARDS PLAYER

- 100 Leonard Fournette vs. Notre Dame (Dec. 30, 2014) – Music City Bowl
- 100 Eric Martin vs. Kentucky (Oct. 17, 1981)
- 100 Sammy Grezaffi at #4 Tennessee (Oct. 28, 1967)
- 99 Morris Claiborne at #16 West Virginia (Sept. 24, 2011)
- 99 Hokie Gajan vs. Wyoming (Dec. 2, 1978)
- 99 J. W. Brodnax at Florida (Oct. 26, 1957)
- 98 Trindon Holliday at Ole Miss (Nov. 17, 2007)
- 98 Jerry Stovall at #5 Georgia Tech (Oct. 6, 1962)
- 97 Billy Cannon at Texas Tech (Oct. 5, 1957)
- 95 Joe May vs. Kentucky (Sept. 17, 1955)
- 93 Pinky Rohm vs. Louisiana Normal (Nov. 20, 1937)
- 92 Trindon Holliday at #5 Arkansas (Nov. 24, 2006)
- 92 Eddie Kennison vs. Michigan St. (Dec. 29, 1995) – Independence Bowl
- 92 Robert Dow vs. Utah (Nov. 30, 1974)
- 88 Kevin Faulk at #10 Notre Dame (Nov. 21, 1998)
- 87 Kenny Konz at Vanderbilt (Nov. 6, 1948)
- 86 Pinky Rohm vs. Loyola-New Orleans (Oct. 30, 1937)

ALL-TIME PUNT RETURNS FOR TOUCHDOWNS

YARDS PLAYER

- 100 Eddie Kennison vs. Mississippi State (Sept. 10, 1994)
- 93 Chad Jones at Mississippi State (Sept. 18, 2009)
- 92 Tyrann Mathieu vs. Arkansas (Nov. 25, 2011)
- 92 Trindon Holliday vs. North Texas (Sept. 13, 2008)
- 92 Ken Konz at #10 Tulane (Nov. 26, 1949)
- 90 Craig Burns vs. Mississippi State (Nov. 14, 1970)
- 89 Odell Beckham Jr. vs. Ole Miss (Nov. 17, 2012)
- 89 Billy Cannon vs. #3 Ole Miss (Oct. 31, 1959)
- 87 Patrick Peterson vs. #18 North Carolina (Sept. 4, 2010)
- 87 Trindon Holliday vs. Arkansas (Nov. 28, 2009)
- 84 Norman Hodgins vs. Rice (Oct. 2, 1971)
- 83 Joe Labruzzo vs. Texas A&M (Sept. 21, 1963)
- 82 Joe Labruzzo vs. Rice (Sept. 25, 1965)
- 80 Skyler Green vs. Florida (Oct. 11, 2003)
- 80 Sammy Grezaffi at Kentucky (Oct. 15, 1966)
- 78 Domanick Davis vs. Mississippi State (Sept. 28, 2002)
- 78 Kevin Faulk vs. Houston (Sept. 7, 1996)
- 78 Sammy Grezaffi vs. Tulane (Nov. 20, 1965)
- 77 Craig Davis vs. Fresno State (Oct. 21, 2006)
- 76 Kenny Konz vs. Georgia Tech (Oct. 14, 1950)
- 75 Norman Jefferson vs. Baylor (Dec. 27, 1985) – Liberty Bowl
- 74 Todd Kinchen vs. Kentucky (Oct. 19, 1991)
- 74 Tommy Casanova vs. #16 Ole Miss (Dec. 5, 1970)
- 73 Todd Kinchen vs. Arkansas State (Oct. 12, 1991)
- 71 Domanick Davis vs. Ole Miss (Oct. 27, 2001)
- 70 Odell Beckham Jr. vs. North Texas (Sept. 1, 2012)
- 69 Tre'Davious White at Syracuse (Sept. 26, 2015)
- 68 Tommy Casanova at Rice (Sept. 27, 1969)
- 67 Tre'Davious White vs. Kentucky (Oct. 18, 2014)
- 66 Skyler Green vs. #16 Auburn (Oct. 22, 2005)
- 65 Skyler Green vs. Vanderbilt (Oct. 30, 2004)
- 65 Norman Jefferson at Ole Miss (Oct. 29, 1983)
- 62 Tyrann Mathieu vs. #12 Georgia (Dec. 3, 2011) – SEC Championship Game
- 62 Skyler Green at Arizona (Sept. 6, 2003)
- 62 Wendell Harris vs. Texas A&M (Sept. 30, 1961)
- 61 Tommy Casanova vs. #16 Ole Miss (Dec. 5, 1970)
- 61 Craig Burns vs. #16 Ole Miss (Dec. 5, 1970)
- 60 Tre'Davious White vs. Jacksonville State (Sept. 10, 2016)
- 60 Patrick Peterson vs. West Virginia (Sept. 25, 2010)
- 60 Chris Williams at Tulane (Nov. 19, 1977)
- 60 Pinky Rohm vs. Texas (Oct. 2, 1937)
- 58 Kevin Faulk vs. Arkansas State (Sept. 12, 1998)
- 54 Clinton Burrell vs. Ole Miss (Nov. 2, 1974)
- 53 J.W. Brodnax at #14 Ole Miss (Nov. 9, 1957)
- 53 Pinky Rohm vs. Mississippi State (Nov. 6, 1937)
- 50 Larry Foster vs. Idaho (Sept. 26, 1998)
- 39 Craig Burns vs. #19 Florida State (Dec. 30, 1968) - Peach Bowl
- 35 Pinky Rohm vs. Loyola-New Orleans (Oct. 30, 1937)
- 34 Johnny Robinson at Tulane (Nov. 22, 1958)
- 31 Derwood Graham vs. #18 Mississippi State (Nov. 12, 1955)



TRINDON HOLLIDAY



Kevin Faulk

ALL-TIME RETURN/RECOVERY OF BLOCKED PUNT FOR TOUCHDOWN

YARDS PLAYER

- 33 Paul Ziegler at Florida (Oct. 15, 1955)
- 29 Craig Steltz at #15 Arizona State (Sept. 10, 2005)
- 19 Ernie Maggiorie vs. Texas A&M (Sept. 18, 1965)
- 19 Blythe Clark vs. Mississippi State (Nov. 6, 1937)
- 13 Tommy Fussell at Miami (Fla) (Oct. 9, 1965)
- 4 Tommy Fussell vs. Texas A&M (Sept. 19, 1964)
- 3 David Lee vs. Florida (Oct. 6, 1973)
- 0 Ryan Clark at #12 Mississippi State (Oct. 23, 1999)
- 0 Kenny Mixon at Ole Miss (Oct. 29, 1994)
- 0 Alex Knight vs. #11 Texas A&M (Sept. 20, 1975)
- 0 George Bevan vs. South Carolina (Sept. 17, 1966)
- 0 Gene Sykes vs. #7 Colorado (Jan. 1, 1962) - Orange Bowl
- 0 Billy West at Georgia (Oct. 20, 1951)



Anthony McFarland

TACKLES

GAME	Player	Year
1. 21	Al Richardson vs. South Carolina	1982
2. 20	Kevin Minter at Florida	2012
20	Chuck Wiley at Kentucky	1995
20	Rudy Harmon at Florida	1988
20	Toby Caston vs. Georgia	1986

SEASON

1. 154	Bradie James	2002
2. 150	Al Richardson	1981
3. 144	Lawrence Williams	1981
4. 130	Kevin Minter	2012
5. 129	Al Richardson	1980
6. 123	Lawrence Williams	1982
7. 122	Steve Cassidy	1975
8. 121	Al Richardson	1982
9. 119	Trev Faulk	2001
119	Lawrence Williams	1980
11. 116	Kelvin Sheppard	2010

CAREER

1. 452	Al Richardson	1979-82
2. 418	Bradie James	1999-02
3. 386	Lawrence Williams	1979-82
4. 346	Steve Cassidy	1972-75
5. 336	Shawn Burks	1983-85
6. 316	Lyman White	1977-80
7. 315	LaRon Landry	2003-06
315	Ryan Clark	1998-01
9. 311	Kelvin Sheppard	2007-10
10. 305	Toby Caston	1983-86

TACKLES FOR LOSS

GAME (SINCE 1971)	Player	Year
1. 6.0	Marcus Spears vs. Troy	2004
6.0	Gabe Northern at Ole Miss	1994
3. 5.0	Anthony McFarland vs. Arkansas State	1998
4. 4.5	Drake Nevis at Florida	2010
5. 4.0	Kendell Beckwith vs. Texas Tech	2015
4.0	Claude Wroten vs. Alabama	2004
4.0	Jarvis Green vs. San Jose State	1999
4.0	Anthony McFarland vs. Georgia	1998
4.0	Bobby Williams vs. Alabama	1992
4.0	Michael Brooks at Kentucky	1984
4.0	Leonard Marshall vs. Oregon State	1981
4.0	Lyman White at Colorado	1979
4.0	Bobby Conn vs. Florida	1975
4.0	Charles Miciotto vs. Texas A&M	1972



Al Richardson

TACKLES FOR LOSS

SEASON (SINCE 1972)	Player	Year
1. 23	Gabe Northern	1994
2. 21	Kenny Bordelon	1975
3. 18	Anthony McFarland	1998
4. 17	Marcus Spears	2004
17	Jarvis Green	1998
6. 16	Chad Lavalais	2003
16	Michael Brooks	1985
16	John Adams	1978
9. 15	Kevin Minter	2012
15	Barkevious Mingo	2011
15	Chuck Wiley	1995

CAREER

1. 55	Anthony McFarland	1995-98
2. 43	Chuck Wiley	1994-97
3. 40	Gabe Northern	1992-95
4. 39	Jarvis Green	1998-01
5. 38	Michael Brooks	1983-86
6. 37	Ron Sancho	1985-88
7. 34.5	Marcus Spears	2001-04
8. 32.5	Chad Lavalais	2000-03
32.5	Sam Montgomery	2010-12
10. 30	Kenny Bordelon	1972-75
11. 29	Barkevious Mingo	2010-12

SACKS

GAME	Player	Year
1. 4	Chuck Wiley at South Carolina	1995
2. 3	Many Times	
	Last: Tashawn Bower vs. Louisville*	2016

SEASON

1. 12	Arden Key	2016
2. 11	Gabe Northern	1994
3. 10	Rydell Malancon	1981
4. 9	Sam Montgomery	2011
9	Melvin Oliver	2005
9	Marcus Spears	2004
9	Gabe Northern	1995
9	Ron Sancho	1987
9. 8.5	Tyson Jackson	2006
10. 8	Many Times	
	Last: Lewis Neal	2015

CAREER

1. 25	Rydell Malancon	1980-83
2. 23	Ron Sancho	1985-88
3. 21	Gabe Northern	1992-95
4. 20	Melvin Oliver	2002-05
20	Jarvis Green	1998-01
6. 19	Sam Montgomery	2010-12
19	Marcus Spears	2001-04
19	Chuck Wiley	1994-97
9. 18.5	Tyson Jackson	2006-09
10. 18	James Gillyard	1992-95
18	Michael Brooks	1983-86



Chuck Wiley

INTERCEPTIONS

GAME	Player	Year
1. 3	Craig Steltz at Mississippi State	2007
3	Corey Webster at Florida	2002
3	Chris Williams at Rice	1978
3	Clinton Burrell at Tulane	1975
3	Craig Burns vs. Ole Miss	1970
3	Jerry Joseph vs. Kentucky	1965
3	Kenny Konz at Tulane	1949

SEASON

1. 8	Chris Williams (72 yards)	1978
8	Craig Burns (117 yards)	1970
3. 7	Corey Webster (60 yards)	2003
7	Corey Webster (75 yards)	2002
7	Cedric Donaldson (192 yards)	1997
7	Greg Jackson (219 yards)	1988
7. 6	Morris Claiborne (173 yards)	2011
6	Craig Steltz (153 yards)	2007
6	Chris Carrier (98 yards)	1986
6	Liffort Hobley(66 yards)	1984
6	Chris Williams (8 yards)	1980
6	Jerry Joseph (64 yards)	1965

CAREER

1. 20	Chris Williams (91 yards)	1977-80
2. 16	Corey Webster (181 yards)	2001-04
3. 12	LaRon Landry (151 yards)	2003-06
12	Craig Burns (139 yards)	1968-70
12	Charles Oakley (251 yards)	1951-53
6. 11	Morris Claiborne (274 yards)	2009-11
11	Craig Steltz (286 yards)	2004-07
11	Tory James (110 yards)	1992-95
11	Greg Jackson (260 yards)	1985-88
10. 10	Mark Roman (263 yards)	1996-99
10	Chris Carrier (144 yards)	1984-87
10	Kevin Guidry (54 yards)	1984-87
10	Norman Jefferson (58 yards)	1983-86
10	Liffort Hobley (120 yards)	1980-84
10	Willie Teal (120 yards)	1976-79

INTERCEPTION RETURN YARDS

GAME	Player	Year
1. 100	Craig Loston vs. Mississippi State (1 INT)	2012
100	Craig Steltz at Mississippi State (3 INTs)	2007
100	Greg Jackson at Mississippi State (1 INT)	1988
100	White Graves at Kentucky (1 INT)	1964
5. 99	Cedric Donaldson vs. Florida (2 INTs)	1997
6. 89	Morris Claiborne at Tennessee (1 INT)	2011
89	Wayne Williams vs. Vanderbilt (2 INTs)	1991
8. 85	Patrick Peterson vs. Louisiana-Monroe (1 INT)	2010
85	Mark Roman vs. Tulane (1 INT)	1996
85	Clinton Burrell vs. Tulane (2 INTs)	1974
11. 77	Billy Cannon vs. TCU (1 INT)	1959



LaRon Landry

SEASON

1.	219	Greg Jackson (7 INTs)	1988
2.	192	Cedric Donaldson (7 INTs)	1997
3.	173	Morris Claiborne (6 INTs)	2011
4.	153	Craig Steltz (6 INTs)	2007
5.	145	Billy Cannon (4 INTs)	1959
6.	141	Charles Oakley (6 INTs)	1952
7.	134	Patrick Peterson (4 INTs)	2010
8.	125	George Brancato (7 INTs)	1952
9.	117	Craig Burns (8 INTs)	1970
10.	116	Mark Roman (4 INTs)	1996

CAREER

1.	286	Craig Steltz (11 INTs)	2004-07
2.	274	Morris Claiborne (11 INTs)	2009-11
3.	263	Mark Roman (10 INTs)	1996-99
4.	260	Greg Jackson (11 INTs)	1985-88
5.	251	Charles Oakley (12 INTs)	1951-53
6.	199	Cedric Donaldson (8 INTs)	1996-97
7.	181	Corey Webster (16 INTs)	2001-04
8.	171	Patrick Peterson (7 INTs)	2008-10
9.	170	Jonathan Zenon (9 INTs)	2003-07
10.	168	Damien James (9 INTs)	1999-02

PASSES DEFENDED

SEASON

1.	32	Corey Webster	2003
2.	28	Travis Daniels	2003
3.	21	Chevis Jackson	2007
4.	17	Demetrius Hookfin	2002
	17	Corey Webster	2002
6.	16	Chevis Jackson	2006
	16	Jonathan Zenon	2006
8.	15	Patrick Peterson	2009
	15	Norman LeJeune	2002
10.	14	Tre'Davious White	2016

CAREER

1.	62	Corey Webster	2001-04
2.	44	Chevis Jackson	2004-07
3.	40	LaRon Landry	2003-06
4.	35	Travis Daniels	2001-04
5.	34	Tre'Davious White	2013-16
	34	Morris Claiborne	2009-11
	34	Jonathan Zenon	2004-07
8.	31	Patrick Peterson	2008-10
9.	29	Tharold Simon	2010-12
	29	Demetrius Hookfin	1999-02



Tyrann Mathieu

FUMBLE RECOVERIES

SEASON

1.	6	Alex Knight	1976
2.	5	Tyrann Mathieu	2011
	5	Greg Dubroc	1981
4.	4	Trev Faulk	2000
	4	Ramsey Dardar	1980
	4	Lyman White	1978
	4	Sammy Grezaffi	1967

CAREER

1.	11	Greg Dubroc	1981-84
2.	9	Jeffery Dale	1981-84
3.	8	Tyrann Mathieu	2010-11
	8	Lyman White	1977-80
	8	Alex Knight	1974-76
6.	7	Ron Sancho	1985-88
	7	Sammy Grezaffi	1965-67
8.	6	Al Richardson	1979-82
	6	Ramsey Dardar	1980-82
	6	John Adams	1976-79
	6	Rand Dennis	1972-74

FORCED FUMBLES

SEASON

1.	6	Tyrann Mathieu	2011
2.	5	Tyrann Mathieu	2010
	5	Mark Roman	1998
4.	3	Arden Key	2016
	3	Drake Nevis	2010
	3	Harry Coleman	2009
	3	Craig Steltz	2007
	3	Danny McCray	2006
	3	Ali Highsmith	2005
	3	Jarvis Green	1999
	3	Ryan Clark	1999
	3	Joe Wesley	1998
	3	Mike Sutton	1996
	3	Gabe Northern	1995
	3	Ricardo Washington	1991

CAREER

1.	*11	Tyrann Mathieu	2010-11
2.	7	Ali Highsmith	2004-07
3.	6	Kelvin Sheppard	2007-10
	6	Clarence LeBlanc	1996-99
5.	5	Mark Roman	1996-99
	5	Gabe Northern	1992-95
	5	Eric Hill	1985-88
8.	4	Ronald Martin	2011-14
	4	Barkevious Mingo	2010-12
	4	Drake Nevis	2007-10
	4	Harry Coleman	2006-09

* - SEC record



Corey Webster

ALL-TIME FUMBLE RETURNS FOR TDs

YDS PLAYER

100	Ken Kavanaugh at Rice (Oct. 9, 1937)
37	Gabe Northern vs. Michigan St. (Dec. 29, 1995) – Indy Bowl
36	Kenny Konz vs. Texas A&M (Oct. 9, 1948)
29	Lavar Edwards vs. UL-Monroe (Nov. 13, 2010)
25	Danielle Hunter vs. Mississippi State (Sept. 20, 2014)
25	Eric Alexander vs. Arkansas (Nov. 28, 2003)
25	Dwight Robinson at Florida (Oct. 28, 1961)
24	Chris Hawkins vs. Tulane (Nov. 1, 2008)
23	Tyrann Mathieu vs. Kentucky (Oct. 1, 2011)
22	Ali Highsmith at Vanderbilt (Oct. 8, 2005)
15	Jason LeDoux at South Carolina (Oct. 18, 2003)
8	Cameron Vaughn vs. Alabama (Nov. 13, 2004)
3	Tyrann Mathieu vs. #3 Oregon (Sept. 3, 2011)
1	Johnny Robinson vs. Tulane (Nov. 30, 1957)
0	Kevin Minter at Ole Miss (Nov. 19, 2011)
0	Chuck Wiley at Alabama (Nov. 8, 1997)
0	Mike Williams vs. Kentucky (Oct. 20, 1973)
0	Walter Barnes vs. Mississippi State (Oct. 5, 1946)



Morris Claiborne



Patrick Peterson

ALL-TIME INTERCEPTION RETURNS FOR TOUCHDOWNS

YARDS	PLAYER
100	Craig Loston vs. #22 Mississippi State (Nov. 10, 2012)
100	Greg Jackson at Mississippi State (Nov. 12, 1988)
99	White Graves at Kentucky (Oct. 17, 1964)
85	Mark Roman vs. Tulane (Nov. 23, 1996)
85	Larry King vs. #18 Mississippi State (Nov. 12, 1955)
83	Jabbo Stell vs. Louisiana Normal (Nov. 20, 1937)
82	Dan Sandifer vs. Alabama (Nov. 9, 1946)
78	Lou Deutschmann vs. #18 Ole Miss (Oct. 31, 1953)
76	Jim Barton vs. Southeastern Louisiana (Nov. 19, 1949)
73	John Aubrey Adams vs. Indiana (Sept. 16, 1978)
72	Tommy Casanova vs. Mississippi State (Nov. 12, 1977)
71	Greg Jackson vs. Tulane (Nov. 26, 1988)
66	Johnny Mitchell at #12 Alabama (Nov. 6, 1998)
66	Pat Rogers at Kentucky (Oct. 14, 1995)
65	Y.A. Tittle vs. Alabama (Nov. 9, 1946)
56	Damien James vs. Houston (Sept. 9, 2000)
53	Mark Roman at #10 Notre Dame (Nov. 21, 1998)
51	Jim Cason vs. Rice (Sept. 29, 1945)
50	Fred Booker vs. San Jose State (Sept. 4, 1999)
50	Billy Cannon vs. Baylor (in Shreveport, La.) (Oct. 3, 1959)
48	Travis Daniels at Mississippi State (Sept. 27, 2003)
46	Ron Brooks at Ole Miss (Nov. 19, 2011)
45	Ronald Martin vs. Idaho (Sept. 15, 2012)
45	Morris Claiborne vs. #12 Georgia (Dec. 3, 2011) – SEC Championship Game
45	Corey Webster at #16 Florida (Oct. 12, 2002)
45	Norman Hodgins vs. Texas A&M (Sept. 23, 1973)
44	Carlton Buckels vs. Arkansas State (Oct. 12, 1991)
44	James Britt vs. Tennessee (Oct. 9, 1982)
43	Duane Leopard vs. Tulane (Nov. 30, 1957)
42	Lloyd Frye at Rice (Sept. 27, 1969)
42	Gerry Kent vs. Baylor (Oct. 5, 1968)
42	John Garlington at Rice (Sept. 24, 1966)
41	Jonathan Zenon vs. Arizona (Sept. 9, 2006)
39	Raion Hill at #14 Auburn (Sept. 21, 1996)
37	Patrick Peterson at Mississippi State (Sept. 26, 2009)
37	Jeffrey Dale vs. Ole Miss (Nov. 3, 1984)
36	Johnny Mitchell vs. Idaho (Sept. 26, 1998)
36	Corey Raymond (TD, 30)/Anthony Marshall (INT, 6) vs. Arkansas State (Oct. 12, 1991)
36	Michael Brooks vs. #7 Texas A&M (Sept. 13, 1986)
35	Marcus Spears vs. Mississippi State (Sept. 25, 2004)
35	Al Doggett vs. Tulane (Nov. 28, 1953)

YARDS	PLAYER
32	Ron Brooks vs. Louisiana-Monroe (Nov. 13, 2010)
32	Damien James vs. The Citadel (Sept. 7, 2002)
31	Mark Roman vs. North Texas (Sept. 11, 1999)
31	Cedric Donaldson vs. #1 Florida (Oct. 11, 1997)
31	Cedric Donaldson vs. Texas-El Paso (Sept. 6, 1997)
31	David Walkup vs. Arkansas State (Oct. 12, 1991)
31	Jimmy Taylor vs. Kentucky (Oct. 19, 1957)
30	Jeff Burkett vs. Ole Miss (Nov. 2, 1946)
30	Albert Sanders at #12 Georgia (Oct. 20, 1945)
29	Kendell Beckwith vs. New Mexico State (Sept. 27, 2014)
29	Jacob Cutrera at Washington (Sept. 5, 2009)
29	Jack Hunt vs. Louisiana Tech (Nov. 1, 2003)
28	Ron Brooks vs. #19 Auburn (Oct. 22, 2011)
27	Jim Gainey vs. Colorado (Sept. 11, 1971)
27	Bob Ziegler vs. Arkansas (in Shreveport, La.) (Nov. 24, 1956)
26	Norman Jefferson at Vanderbilt (Oct. 12, 1985)
25	Joseph Wesley vs. North Texas (Oct. 21, 1995)
25	Gary Champagne vs. #10 Colorado (Sept. 15, 1973)
24	Tory James vs. #15 Texas A&M (Sept. 3, 1994)
24	Greg Jackson at Florida (Oct. 4, 1986)
23	Lavar Edwards vs. Idaho (Sept. 15, 2002)
22	Rodney Young at Tulane (Nov. 19, 1994)
22	Wendall Nealy vs. Villanova (in Shreveport, La.) (Nov. 24, 1951)
21	Tre'Davious White vs. Wisconsin (in Green Bay, Wisc.) (Sept. 3, 2016)
21	Clarence LeBlanc at Auburn (Sept. 19, 1998)
21	Wilbert Abney vs. Vanderbilt (Oct. 27, 1945)
20	Jonathan Zenon vs. Louisiana-Lafayette (Sept. 2, 2006)
20	Marcus Spears vs. #3 Oklahoma (Jan. 4, 2004) – BCS National Championship Game
20	Ron Sancho vs. #10 Texas A&M (Sept. 3, 1988)
18	Jonathan Zenon vs. #14 Tennessee (Dec. 1, 2007) – SEC Championship Game
18	Lionel Turner vs. #5 Georgia (Dec. 6, 2003) – SEC Championship Game
18	Abner Wimberly at Georgia (Oct. 4, 1947)
12	William Gunnels vs. Rice (Sept. 24, 1977)
10	Demetrius Hookfin vs. South Carolina (Oct. 19, 2002)
8	Don Addison at Miami (Fla.) (Oct. 10, 1969)
3	Kenneth Hollis vs. #10 Tennessee (Sept. 26, 2005)
1	Travis Daniels vs. Arkansas State (Sept. 11, 2004)
1	Ricardo Washington vs. Vanderbilt (Sept. 21, 1991)

Record for TD Returns: 3 vs. Arkansas St., Oct. 12, 1991
 Games with 2 TD Returns: 2 vs. Idaho, Sept. 15, 2012; 2 vs. Alabama, Nov. 9, 1946

Total Offense

PLAYS

GAME

1.	99	vs. Tulane	1969
2.	98	at Tulane	1968
	98	vs. Wyoming	1977
	98	vs. Kentucky	1985
3.	97	vs. Illinois*	2001
4.	96	vs. Baylor	1970
	96	at Florida	1977
6.	95	vs. Florida	1977
	95	at Florida	1978
	95	vs. Texas*	2002
	95	vs. Arkansas	2007

SEASON

1.	1,054 (6,152 total yards)	2007
2.	994 (5,857 total yards)	2003
3.	959 (6,013 total yards)	2001
4.	957 (4,917 total yards)	1977
5.	940 (4,371 total yards)	1985
6.	928 (4,219 total yards)	1972
7.	917 (4,016 total yards)	1970
8.	913 (4,491 total yards)	1978
9.	908 (4,677 total yards)	1971
10.	899 (4,739 total yards)	1982

YARDS

GAME

1.	746	vs. Rice (502 rush, 244 pass)	1977
2.	680	vs. Western Carolina (195 rush, 485 pass)	2000
3.	672	vs. Furman (332 rush, 340 pass)	2013
4.	664	vs. Rice (436 rush, 228 pass)	1987
5.	653	vs. Louisiana Tech (281 rush, 372 pass)	2003

SEASON

1.	6,152 (2,998 rush, 3,154 pass)	2007
2.	6,013 (1,991 rush, 4,022 pass)	2001
3.	5,893 (2,630 rush, 3,263 pass)	2013
4.	5,857 (2,600 rush, 3,257 pass)	2003
5.	5,427 (2,155 rush, 3,272 pass)	2006

YARDS PER PLAY

GAME

1.	10.9	vs. Southern Miss	2016
2.	10.8	vs. Furman	2013
3.	10.4	vs. Kent State	2013
4.	10.3	vs. Texas Tech*	2015
5.	10.1	vs. Rice	1987

SEASON

1.	6.9	2013
2.	6.7	2016
	6.7	2015
	6.7	1945
5.	6.6	2006

YARDS PER GAME

SEASON

1.	453.3	2013
2.	451.5	2001
3.	440.3	1987
4.	439.4	2007
5.	437.2	2015

TD'S BY RUSHING AND PASSING

SEASON

1.	64 (35 rush, 29 pass)	2007
2.	60 (37 rush, 23 pass)	2013
3.	56 (35 rush, 21 pass)	2011
4.	55 (25 rush, 30 pass)	2006
5.	54 (24 rush, 30 pass)	2003

TIME OF POSSESSION

GAME (SINCE 1978)

1.	42:33	vs. Missouri	2016
	41:48	at Florida	1978
	41:43	at South Carolina	2003
	41:13	at Texas A&M	2014
	41:06	at Tennessee	2006
	40:19	Texas A&M	2013

39:53	South Carolina	2015
39:30	at Alabama	1982
39:16	vs. Illinois*	2001
39:15	Alabama	2012

Rushing

RUSHES

GAME

1.	83	vs. Wyoming (487 yards)	1977
2.	82	vs. Florida (385 yards)	1977
3.	79	at Florida (315 yards)	1978
4.	76	vs. Ole Miss (426 yards)	1976
5.	75	vs. Tulane (334 yards)	1974

SEASON

1.	675 (2,622 yards)	1973
2.	674 (3,352 yards)	1977
3.	663 (3,041 yards)	1976
4.	655 (2,525 yards)	1974
5.	621 (2,919 yards)	2014

YARDS

GAME

1.	503	vs. Oregon (69 atts.)	1977
2.	502	vs. Rice (72 atts.)	1977
3.	475	vs. Wyoming (83 atts.)	1977
4.	441	vs. Rice (69 atts.)	1978
5.	437	vs. Colorado (74 atts.)	1974

SEASON

1.	3,352 (674 atts.)	1977
2.	3,082 (505 atts.)	2015
3.	3,041 (663 atts.)	1976
4.	2,998 (612 atts.)	2007
5.	2,919 (621 atts.)	2014

YARDS PER RUSH

GAME

1.	10.1	vs. Rice (43/436)	1987
2.	9.7	vs. Texas Tech* (39.377)	2015

SEASON

1.	6.8	1945
----	-----	------

YARDS PER GAME

SEASON

1.	304.7 (3,352 yards)	1977
2.	274.5 (3,041 yards)	1976
3.	256.8 (3,082 yards)	2015
4.	256.6 (2,823 yards)	1997
5.	243.5 (2,678 yards)	1978

RUSHING TOUCHDOWNS

GAME

1.	8	at Kentucky	1997
	8	vs. Baylor	1969
	8	vs. Tulane	1961

SEASON

1.	37	2013
2.	36	2015
3.	35	2011
	35	2007
	35	1977

Passing

PASSES ATTEMPTED

GAME

1.	69	vs. Auburn (33 comp.)	1999
2.	56	at Tulane (26 comp.)	1979
3.	53	vs. Illinois* (31 comp.)	2001
4.	52	vs. Florida (20 comp.)	1995
5.	51	vs. Mississippi State (33 comp.)	1983
	51	@ Ole Miss (26 comp.)	2015

SEASON

1.	442 (256 comp.)	2007
2.	411 (238 comp.)	2001
3.	405 (200 comp.)	1999
4.	401 (255 comp.)	2003
5.	391 (206 comp.)	2008

PASSES COMPLETED

GAME

1.	35	at Alabama (44 atts.)	2001
2.	33	vs. Auburn (69 atts.)	1999
	33	vs. Mississippi State (51 atts.)	1983
4.	31	vs. Tennessee (51 atts.)	1989
	31	at Notre Dame (42 atts.)	1985
	31	vs. Illinois* (53 atts.)	2001

SEASON

1.	256 (442 atts.)	2007
2.	255 (401 atts.)	2003
3.	245 (368 atts.)	2006
4.	238 (411 atts.)	2001
5.	220 (366 atts.)	1985

HIGHEST PERCENTAGE

PASSES COMPLETED

GAME

(Min. 20 atts.)			
1.	.862	vs. Mississippi State (25-29)	2013
2.	.857	vs. Alabama (18-21)	2006
	.857	vs. North Texas (24-28)	2005

(Min. 30 atts.)

1.	.813	at South Carolina (26-32)	2003
2.	.806	vs. Louisiana Tech (25-31)	2003

SEASON

(Min. 200 atts.)			
1.	.666	(245-368)	2006
2.	.636	(255-401)	2003
3.	.635	(162-255)	1982
4.	.629	(205-326)	2013
5.	.620	(173-279)	2011

MOST PASS ATTEMPTS

W/O AN INTERCEPTION

GAME

1.	53	vs. Illinois*	2001
2.	49	vs. Tennessee	1989
3.	47	vs. Arkansas	2007
4.	44	vs. Mississippi State	1991
5.	43	at Tennessee	2001

PASSES HAD INTERCEPTED

GAME

1.	6	at Auburn	1994
	6	vs. Tennessee	1939
3.	5	at Auburn	1938
	5	at Auburn	1939
	5	vs. Holy Cross	1941
	5	at Georgia Tech	1943
	5	vs. Ole Miss	1954
	5	vs. Alabama	1975
	5	vs. Nebraska*	1984

SEASON

1.	25	1999
2.	21	1994
3.	19	5 times (1956, 1954, 1951, 1941, 1940)

FEWEST PASSES INTERCEPTED

SEASON

1.	4	1962
2.	5	2011
3.	6	3 times (1990, 1977, 1961)
4.	7	5 times (2016, 2012, 1997, 1980, 1974)

YARDS GAINED PASSING

GAME

1.	528	at Alabama	2001
2.	485	vs. Western Carolina	2000
3.	456	vs. Rice	1995
4.	444	vs. Illinois*	2001
5.	438	vs. Tennessee	1989

SEASON

1.	3,578 (238-411)	2001
2.	3,272 (245-268)	2006
3.	3,263 (205-326)	2013
4.	3,257 (255-401)	2003

YARDS GAINED PER GAME PASSING

SEASON	Yards	Year
1.	298.2 (3,578 yards)	2001
2.	258.1 (2,839 yards)	1989
3.	251.7 (3,272 yards)	2006
4.	251.0 (3,263 yards)	2013
5.	245.3 (2,698 yards)	2000

TOUCHDOWN PASSES

GAME	Touchdowns	Year
1.	7 vs. Ohio	1989
2.	5 vs. Tulane	1946
5.	5 vs. Rice	1977
5.	5 vs. Cal State Fullerton	1987
5.	5 vs. Akron	1997
5.	5 vs. Western Carolina	2000
5.	5 vs. UAB	2013

SEASON

1.	30	2006
	30	2003
3.	29	2007
4.	26	1989
5.	24	2000

Scoring Points

GAME	Points	Year
1.	93 vs. Louisiana-Lafayette	1936
2.	77 vs. Rice	1977
3.	70 vs. Arkansas State	1991
4.	66 vs. Wyoming	1977
5.	63 vs. New Mexico State	2014
63	vs. Idaho	2012
63	at Kentucky	1997
63	vs. New Mexico State	1996
63	vs. Baylor	1969

SEASON

1.	541	2007
2.	500	2011
3.	475	2003
4.	465	2013
5.	438	2006

POINTS PER GAME

SEASON	Points	Year
1.	38.6	2007
2.	35.8	2013
3.	35.7	2011
4.	34.9	1969
5.	34.1	1977

POINTS IN A HALF

1.	56 at Tulane (2nd)	1958
2.	52 vs. Louisiana-Lafayette (1st)	1936
3.	49 vs. Louisiana Tech (1st)	2003
49	vs. Rice (2nd)	1977

MOST POINTS IN A QUARTER

1.	35 vs. Rice (3rd)	1977
35	at Tulane (4th)	1958
3.	30 vs. Troy (4th)	2008
4.	28 vs. Southern Miss (3rd)	2016
28	vs. New Mexico State (2nd)	2014
28	at Mississippi State (4th)	2013
28	vs. Georgia Tech* (2nd)	2008
28	at Arizona State (4th)	2005
28	vs. Louisiana Tech (1st)	2003
28	vs. New Mexico State (2nd)	1996
28	vs. Ole Miss (4th)	1970
28	vs. Tulane (1st)	1965
28	vs. Louisiana-Lafayette (3rd)	1936

TOTAL TOUCHDOWNS

GAME	Touchdowns	Year
1.	11 vs. Rice, 1977	
2.	9 Several: Last vs. New Mexico State, 2014	

SEASON

1.	66	2007
2.	65	2011
3.	63	2003
4.	61	2013
5.	59	2006

PAT'S BY KICKING

GAME	Pat's	Year
1.	11 vs. Rice, 1977	
2.	9 Several: Last vs. New Mexico State, 2014	

SEASON

1.	63	2007
2.	62	2011
3.	60	2013
4.	57	2006
57		2003

CONSECUTIVE PAT'S

SEASON	Pat's	Year
1.	63	2007
2.	59	2006
59		2003

OVERALL

1.	147 (Alleman 106, Delahoussaye 41)	2011-13
2.	110 (Browndyke 109, Lewis 1)	1986-89
3.	106 (David 104, Gaudet 2)	2006-08

FIELD GOALS

GAME	Field Goals	Year
1.	5 vs. Mississippi State	2010
2.	4 at Mississippi State	2011
4	vs. Miami (Fla.)*	2005
4	vs. Arkansas	2009
4	at Kentucky	2007
4	vs. Miami (Ohio)	2002
4	at Auburn	1994
4	at Mississippi State	1993
4	at Ohio State	1988
4	at Georgia	1987
4	vs. Ole Miss	1986
4	at Mississippi State	1986
4	at Kentucky	1978

SEASON

1.	28	2010
2.	26	2007
3.	21	2012
4.	19	1986
5.	18	2008

Punting Most Punts

GAME	Punts	Year
1.	17 vs. Mississippi State	1940
17	at Tennessee	1942

SEASON

1.	104	1941
2.	87	1942
3.	83	1951
4.	82	1952
5.	80	1950
80		1948

YARDS PUNTED

GAME	Yards	Year
1.	664 vs. Mississippi State (17 punts)	1940

SEASON

1.	4,010	1941
----	-------	------

PUNTING YARDS PER GAME

GAME	Yards	Year
1.	53.2 at Mississippi State (5/266)	1997
2.	52.4 vs. Arkansas (5/262)	1999
3.	51.3 at Ole Miss (7/359)	1957

(Min. 10 Punts)

1.	47.3 at Ole Miss (10-473)	1960
----	---------------------------	------

SEASON

1.	46.0 (54/2,486)	1997
----	-----------------	------

Kickoff Returns Returns

RETURNS

GAME	Returns	Year
1.	9 vs. Florida (168 yards)	2008
2.	8 vs. Georgia (193 yards)	2008
8	vs. Florida (166 yards)	1993
8	vs. Miami (190 yards)	1988
8	vs. Tulane (185 yards)	1948

SEASON

1.	54	2008
2.	47	1989

YARDS RETURNED

GAME	Yards	Year
1.	193 vs. Georgia	2008
2.	178 vs. Alabama	1983

SEASON

1.	1,190 (46 returns)	2010
----	--------------------	------

Punt Returns Returns

RETURNS

GAME	Returns	Year
1.	13 at Tulane	1937

SEASON

1.	72	1937
----	----	------

YARDS RETURNED

GAME	Yards	Year
1.	205 vs. Ole Miss (6 returns, 3 TDs)	1970
2.	192 vs. Baylor (5 returns 0 TDs)	1969

SEASON

1.	1,004	1937
----	-------	------

Miscellaneous Games Played

GAMES PLAYED

SEASON	Games	Year
1.	14	2011
14		2007
14		2003
4.	13	9 times
		2014, '13, '12, '10, '08, '06, '05, '02, '01

WINS

SEASON

1.	13	2011
13		2003
3.	12	2007
4.	11	4 times (2010, 2006, 2005, 1958)

CONSECUTIVE WINS

SEASON

1.	13	2011
2.	11	1958
3.	10	1961
4.	9	2005
9		1973
9		1935

OVERALL

1.	19	1957-59
2.	15	1907-09
3.	14	2010-11
4.	13	2006-07
5.	11	1971-72
11		1961-62

SEC WINS

SEASON	
1. 8	2011
2. 7	2003
7	2005
4. 6	11 times 2013, '12, '10, '07, '06, '04, 1997, '96, '88, '61, '58, '36

CONSECUTIVE SEC WINS

OVERALL	
1. 13	1935-37
2. 11	1960-62
3. 10	1957-59
4. 9	2011-12
9	1969-71

MOST FIRST DOWNS

GAME	
1. 35	vs. Mississippi State 1969
SEASON	
1. 316	2007
2. 298	2003

MOST YARDS PENALIZED

GAME	
1. 184	at Florida 1961
SEASON	
1. 880	2007
2. 790	1989

MOST FUMBLES LOST

GAME	
1. 6	vs. Rice 1974
6	vs. Georgia 1952
6	vs. Texas 1952
6	at Rice 1951
SEASON	
1. 29	1974

Total Defense

FEWEST YARDS ALLOWED	
GAME	
1. 26	vs. Mercer 1940
SEASON	
1. 1,236	1937

FEWEST YARDS ALLOWED PER GAME

SEASON	
1. 123.6	1937
2. 143.2	1959
3. 170.3	1961
4. 175.7	1964
5. 191.4	1958

Rushing Defense

FEWEST YARDS ALLOWED	
GAME	
1. -50	vs. Ole Miss 1982
2. -43	vs. Mercer 1940

SEASON	
1. 389	1969
2. 574	1970
3. 687	1937
4. 794	1961
5. 832	1962

FEWEST YARDS ALLOWED PER GAME

SEASON	
1. 38.9	1969
2. 52.2	1970
3. 62.5	1937
4. 67.0	2003
5. 79.4	1961

Passing Defense

FEWEST YARDS ALLOWED	
GAME	
1. 0	vs. Alabama 1971
0	vs. Ole Miss 1958
0	at Alabama 1958
0	vs. Texas Tech 1954
0	vs. Ole Miss 1942
0	vs. Louisiana Normal 1942
0	vs. Auburn 1939
0	vs. Texas 1937
0	vs. Florida 1937

FEWEST YARDS ALLOWED PER GAME

SEASON	
1. 52.4	1959
2. 54.9	1937
3. 64.2	1955
4. 65.1	1941
5. 67.4	1946

MOST INTERCEPTIONS

GAME	
1. 8	vs. Villanova 1951
SEASON	
1. 27	1984
27	1986
3. 25	1953
25	1970
5. 23	1945
23	1946
23	1951
23	2007

MOST INTERCEPTIONS RETURNED FOR TOUCHDOWNS

GAME	
1. 3	vs. Arkansas State 1991
SEASON	
1. 4	1991

MOST DEFENSIVE TOUCHDOWNS

GAME	
1. 3	vs. Arkansas State 1991
SEASON	
1. 7	2003

MOST SACKS

GAME	
1. 9	at Tulane 1994
2. 8	vs. Louisville 2016
3. 7	vs. South Carolina 1987
7	at South Carolina 1995
7	Alabama 1996
7	vs. Notre Dame 1997
7	Louisiana-Lafayette 2002
7	at Alabama 2007
7	Sam Houston State 2014

SEASON	
1. 44 (14 games)	2003
2. 41 (12 games)	1995
3. 40 (11 games)	1994
4. 39 (14 games)	2011
39 (13 games)	2006
6. 38 (13 games)	2005
38 (12 games)	1997
8. 37 (14 games)	2007
37 (12 games)	2004
10. 36 (12 games)	2016

Scoring Defense

FEWEST POINTS ALLOWED	
GAME	
1. 0	vs. many opponents Last: vs. Louisiana-Monroe 2014 (31-0)
SEASON	
1. 27	1937
27	1933
3. 29	1959
4. 33	1936
5. 34	1962

FEWEST POINTS ALLOWED PER GAME

SEASON	
1. 2.7	1937

FEWEST TOUCHDOWNS ALLOWED

SEASON	
1. 3	1959

MOST SHUTOUTS

SEASON	
1. 6	1937
6	1933
6	1962
4. 5	5 times (1961, '59, '38, '36, '35)

*- Denotes bowl game

LSU Record Book - Yearly Offensive Stats

	G	PLAYS	YDS	YPG	RUSHING				PASSING								
					RUSH	YDS	YPG	TDS	ATT	COMP.	YDS	YPG	COMP%	TDS	INTS.	POINTS	PPG
2016	12	757	5,077	423.1	459	2,796	233.0	30	298	174	2,281	190.1	58.4	12	7	340	28.3
2015	12	783	5,247	437.2	505	3,082	256.8	36	278	149	2,165	180.4	53.6	13	6	394	32.8
2014	13	897	5,037	387.5	621	2,919	224.5	25	276	138	2,118	162.9	50.0	17	9	359	27.6
2013	13	849	5,893	453.3	523	2,630	202.3	37	326	205	3,263	251.0	62.9	23	9	465	35.8
2012	13	883	4,865	374.2	527	2,258	173.7	29	356	208	2,607	200.5	58.4	12	7	387	29.8
2011	14	870	4,971	355.1	591	2,836	202.6	35	279	173	2,135	152.5	62.0	21	5	500	35.7
2010	13	839	4,437	341.3	538	2,414	185.7	29	301	173	2,023	155.6	57.4	10	11	386	29.7
2009	13	771	3,959	304.5	435	1,596	122.8	15	336	198	2,363	181.8	58.9	19	8	323	24.8
2008	13	886	4,785	368.1	495	2,168	166.8	27	391	206	2,617	201.3	52.7	21	18	402	30.9
2007	14	1,054	6,152	439.4	612	2,998	214.1	35	442	256	3,154	225.3	57.9	29	13	541	38.6
2006	13	818	5,427	417.5	450	2,155	165.8	25	368	245	3,272	251.7	66.6	30	9	438	33.7
2005	13	869	4,863	374.1	509	1,951	150.1	21	360	216	2,912	224.0	60.0	22	10	383	29.5
2004	12	825	4,747	395.6	506	2,326	193.8	20	319	179	2,421	201.8	56.1	19	10	344	28.7
2003	14	994	5,857	418.4	593	2,600	185.7	24	401	255	3,257	201.8	63.6	28	14	475	33.9
2002	13	883	4,550	350.0	558	2,560	196.9	19	325	155	1,990	153.1	47.7	16	8	323	24.8
2001	12	862	5,418	451.5	451	1,840	153.3	28	411	238	3,578	298.2	57.9	18	12	371	30.9
2000	11	746	4,140	376.4	393	1,442	131.1	13	353	183	2,698	245.3	51.8	24	16	292	26.5
1999	11	713	3,319	301.7	308	907	82.5	13	405	200	2,412	219.3	49.4	11	25	223	20.3
1998	11	740	4,231	384.6	432	1,853	168.5	23	348	188	2,378	216.2	54.0	18	9	337	30.6
1997	11	746	4,517	410.6	521	2,823	256.6	34	225	137	1,694	154.0	60.9	11	7	346	31.5
1996	11	737	4,399	399.9	488	2,322	211.1	33	249	131	2,077	188.8	52.6	8	11	325	29.5
1995	11	727	3,924	356.7	410	1,635	148.6	18	317	175	2,289	208.1	55.2	14	8	279	25.4
1994	11	753	3,791	344.6	418	1,756	159.6	13	335	175	2,426	220.5	52.2	17	21	270	24.6
1993	11	759	3,451	313.7	418	1,449	131.7	12	341	161	2,002	182.0	47.2	9	16	190	17.3
1992	11	696	3,309	300.8	381	1,322	120.2	14	315	161	1,987	180.6	51.1	8	20	175	15.9
1991	11	711	3,561	323.7	396	1,710	155.5	10	315	174	2,147	195.2	55.2	14	13	248	22.6
1990	11	730	3,447	313.4	464	1,982	180.2	10	266	133	1,755	159.5	50.0	10	6	183	16.6
1989	11	728	4,293	390.3	401	1,454	132.2	10	327	188	2,839	258.1	57.5	26	12	295	26.8
1988	11	764	3,796	345.1	425	1,581	143.7	9	339	182	2,439	221.7	53.7	14	12	239	21.7
1987	11	747	4,843	440.3	436	2,289	208.1	24	311	187	2,554	232.2	60.1	18	10	335	30.5
1986	11	800	4,544	413.1	465	2,110	191.8	11	335	207	2,623	238.5	61.8	21	12	291	26.5
1985	11	882	4,284	389.5	516	2,405	218.6	22	366	220	2,267	206.1	60.1	6	10	220	20.0
1984	11	821	4,243	385.7	497	1,984	180.4	24	324	183	2,259	205.4	56.5	12	14	305	27.7
1983	11	788	4,129	375.4	448	1,583	143.9	22	340	194	2,546	231.5	57.1	7	18	251	22.8
1982	11	839	4,544	413.1	584	2,526	229.6	26	255	162	2,018	183.5	63.5	21	8	365	33.2
1981	11	763	3,403	309.4	496	1,493	135.7	26	267	163	1,910	173.6	61.0	6	12	169	15.4
1980	11	743	3,185	289.5	564	1,952	177.5	19	179	99	1,233	112.1	55.3	9	7	213	19.4
1979	11	791	3,919	356.3	496	1,858	168.9	26	295	137	2,061	187.4	46.4	7	14	241	21.9
1978	11	837	4,127	375.2	613	2,678	243.5	25	224	111	1,449	131.7	49.6	5	11	264	24.0
1977	11	872	4,542	412.9	674	3,352	304.7	35	198	85	1,190	108.2	42.9	12	6	375	34.1
1976	11	840	3,972	361.1	663	3,041	276.5	29	177	72	931	84.6	40.7	3	10	255	23.2
1975	11	771	3,001	272.8	575	1,935	175.9	15	196	83	1,066	96.9	42.3	4	17	159	14.5
1974	11	799	3,438	312.5	655	2,525	229.5	23	144	59	913	83.0	41.0	2	7	202	18.4
1973	11	818	3,832	348.4	675	2,622	238.4	21	143	76	1,210	110.0	53.1	9	13	258	23.5
1972	11	856	3,942	358.4	609	2,241	203.7	11	247	125	1,701	154.6	50.6	17	12	235	21.4
1971	11	832	4,263	387.5	590	2,501	227.4	21	242	123	1,762	160.2	50.8	20	11	320	29.1
1970	11	840	3,738	339.8	599	1,702	154.7	21	241	126	2,036	185.1	52.3	11	14	277	25.2
1969	10	860	4,089	408.9	591	2,202	220.2	30	269	139	1,887	188.7	51.7	14	13	349	34.9
1968	10	796	3,507	350.7	567	1,962	196.2	19	229	121	1,545	154.5	52.8	6	13	190	19.0
1967	10	741	3,605	360.5	554	2,361	236.1	27	187	95	1,244	124.4	50.8	6	9	248	24.8
1966	10	669	2,466	246.6	537	1,859	185.9	11	132	56	607	60.7	42.4	4	9	135	13.5
1965	10	645	3,073	307.3	497	2,077	207.7	23	148	73	996	99.6	49.3	8	9	251	25.1
1964	10	665	2,639	263.9	483	1,694	169.4	4	182	86	945	94.5	47.3	5	11	115	11.5
1963	10	612	2,499	249.9	518	2,087	208.7	16	94	42	412	41.2	44.7	2	8	135	13.5
1962	10	644	2,679	267.9	536	1,960	196.0	16	108	40	719	71.9	37.0	3	4	162	16.2
1961	10	636	2,900	290.0	516	2,196	219.6	23	120	52	704	70.4	43.3	4	6	234	23.4
1960	10	608	2,429	242.9	484	1,709	170.9	9	124	57	720	72.0	46.0	4	9	105	10.5
1959	10	641	2,600	260.0	510	1,866	186.6	15	131	59	734	73.4	45.0	8	9	164	16.4
1958	10	583	2,787	278.7	441	1,965	196.5	28	142	62	822	82.2	43.7	11	8	275	27.5
1957	10	570	2,447	244.7	477	1,936	193.6	16	93	34	511	51.1	36.6	3	8	159	15.9
1956	10	653	2,533	253.3	505	1,803	180.3	11	148	54	730	73.0	36.5	3	19	104	10.4
1955	10	655	2,516	251.6	491	1,670	167.0	9	164	65	846	84.6	39.6	8	18	139	13.9
1954	11	654	2,547	231.5	507	1,803	163.9	14	147	54	744	67.6	36.7	5	20	125	11.4
1953	11	693	2,933	266.6	518	2,059	187.2	21	175	77	874	79.5	44.0	5	14	194	17.6
1952	10	614	2,681	268.1	436	1,827	182.7	17	178	76	854	85.4	42.7	4	13	148	14.8
1951	11	794	2,962	269.3	602	1,977	179.7	15	192	79	985	89.5	41.1	2	19	128	11.6
1950	11	690	2,866	260.5	518	1,981	180.1	16	172	62	885	80.5	36.0	7	12	168	15.3

NOTE: Bowl games are not included in stats until 2002.

BOLD: Indicates school record

LSU Record Book - Yearly Defensive Stats

HISTORY

	G	PLAYS	YDS	YPG	RUSHING			PASSING			YDS	YPG	COMP%	TDS	INTS.	POINTS	PPG
					YDS	YPG	TDS	ATT	COMP.	YDS							
2016	12	793	3,773	314.4	1,407	117.2	7	364	194	2,366	197.2	53.3	9	9	189	15.8	
2015	12	806	4,166	347.2	1,475	122.9	14	419	236	2,691	224.2	56.3	22	10	291	24.2	
2014	13	845	4,119	316.8	1,985	152.6	16	385	199	2,134	164.2	51.7	10	10	228	17.5	
2013	13	872	4,429	340.7	1,862	143.2	15	398	223	2,567	197.5	56.0	15	11	286	22.0	
2012	13	897	3,999	307.6	1,321	101.6	14	457	254	2,678	206.0	55.6	15	18	228	17.5	
2011	14	897	3,661	261.5	1,261	90.1	7	437	229	2,400	171.4	52.4	7	18	158	11.3	
2010	13	822	3,993	307.2	1,785	137.3	15	344	196	2,208	169.8	56.9	15	19	237	18.2	
2009	13	910	4,259	327.6	1,734	133.4	6	416	222	2,525	194.2	53.4	13	13	211	16.2	
2008	13	846	4,232	325.5	1,432	110.2	17	425	227	2,800	215.4	53.4	15	8	314	24.2	
2007	14	915	4,043	288.8	1,485	106.1	14	451	212	2,558	182.7	47.0	19	23	279	19.9	
2006	13	764	3,156	242.8	1,262	97.1	7	364	172	1,894	145.7	47.3	11	16	164	12.6	
2005	13	833	3,469	266.8	1,190	91.5	8	431	204	2,279	175.3	47.3	12	10	185	14.2	
2004	12	743	3,083	256.9	1,197	99.8	7	333	160	1,886	157.2	48.0	16	14	205	17.1	
2003	14	877	3,528	252.0	938	67.0	5	477	213	2,590	185.0	44.7	12	21	154	11.0	
2002	13	825	3,728	286.8	1,743	134.1	16	361	163	1,985	152.7	45.1	13	17	238	18.3	
2001	12	832	4,752	396.0	1,399	116.6	9	457	261	3,353	279.4	57.1	25	18	268	22.3	
2000	11	788	3,861	351.0	1,483	134.8	9	401	220	2,378	216.2	54.9	15	9	221	20.1	
1999	11	800	3,840	349.1	1,675	152.3	18	200	188	2,165	196.8	94.0	11	17	259	23.5	
1998	11	760	4,496	408.7	1,462	132.9	12	339	213	3,034	275.8	62.8	23	9	279	25.4	
1997	11	788	3,821	347.4	1,274	115.8	13	404	203	2,547	231.5	50.2	11	14	179	16.3	
1996	11	740	3,533	321.2	1,686	153.3	16	306	150	1,847	167.9	49.0	9	10	203	18.5	
1995	11	789	3,398	308.9	1,491	135.5	11	343	158	1,907	173.4	46.1	8	13	160	14.6	
1994	11	711	3,211	291.9	1,874	170.4	14	299	162	1,746	158.7	54.2	9	15	271	24.6	
1993	11	734	4,353	395.7	2,149	195.4	20	300	176	2,204	200.4	58.7	20	13	308	28.0	
1992	11	830	4,110	373.6	2,332	212.0	21	279	149	1,778	161.6	53.4	8	11	261	23.7	
1991	11	789	4,229	384.5	2,676	243.3	22	241	125	1,782	162.0	51.9	11	11	263	23.9	
1990	11	755	3,739	339.9	2,528	229.8	20	244	122	1,395	126.8	50.0	8	19	238	21.6	
1989	11	800	4,172	379.3	2,166	196.9	23	296	173	2,006	182.4	58.4	5	14	252	22.9	
1988	11	729	3,216	292.4	1,463	133.0	9	339	168	1,956	177.8	49.6	6	15	181	16.5	
1987	11	749	3,530	320.9	1,726	156.9	8	310	169	1,804	164.0	54.5	9	11	171	15.5	
1986	11	748	3,528	320.7	1,672	152.0	8	320	181	2,112	192.0	56.6	9	26	155	14.1	
1985	11	751	3,336	303.3	1,428	129.8	6	363	185	2,158	196.2	51.0	6	20	113	10.3	
1984	11	842	3,812	346.5	1,771	161.0	12	359	178	2,041	185.5	49.6	7	27	198	18.0	
1983	11	751	3,589	326.3	1,863	169.4	19	262	145	1,726	156.9	55.3	11	16	253	23.0	
1982	11	704	2,707	246.1	1,004	91.3	6	298	157	1,703	154.8	52.7	12	13	170	15.5	
1981	11	762	3,698	336.2	2,096	190.5	26	201	105	1,602	145.6	52.2	16	11	272	24.7	
1980	11	763	3,067	278.8	1,925	175.0	16	226	91	1,142	103.8	40.3	7	15	193	17.5	
1979	11	793	3,336	303.3	1,784	162.2	7	265	120	1,552	141.1	45.3	10	14	141	12.8	
1978	11	749	3,122	283.8	1,570	142.7	9	257	114	1,552	141.1	44.4	8	20	173	15.7	
1977	11	735	3,504	318.5	2,024	184.0	15	231	105	1,480	134.5	45.5	7	15	196	17.8	
1976	11	702	2,564	233.1	1,568	142.5	11	198	82	996	90.5	41.4	6	13	149	13.5	
1975	11	771	3,121	283.7	1,919	174.5	13	213	89	1,202	109.3	41.8	10	13	202	18.4	
1974	11	728	2,934	266.7	1,960	178.2	13	173	75	974	88.5	43.4	5	6	168	15.3	
1973	11	662	3,021	274.6	1,554	141.3	10	202	91	1,467	133.4	45.0	9	14	153	13.9	
1972	11	674	2,853	259.4	1,561	141.9	9	212	91	1,292	117.5	42.9	3	15	121	11.0	
1971	11	695	2,798	254.4	1,690	153.6	12	223	101	1,108	100.7	45.3	4	17	138	12.5	
1970	11	746	2,689	244.5	574	52.2	2	390	187	2,115	192.3	47.9	8	25	96	8.7	
1969	10	714	2,802	280.2	906	90.6	5	361	166	1,896	189.6	46.0	8	18	91	9.1	
1968	10	693	2,779	277.9	1,096	109.6	6	292	134	1,683	168.3	45.9	10	13	144	14.4	
1967	10	683	2,777	277.7	1,460	146.0	8	224	109	1,317	131.7	48.7	6	10	114	11.4	
1966	10	611	2,306	230.6	1,077	107.7	8	213	105	1,229	122.9	49.3	6	11	124	12.4	
1965	10	628	2,452	245.2	997	99.7	12	255	126	1,455	145.5	49.4	8	16	157	15.7	
1964	10	532	1,757	175.7	1,068	106.8	6	142	61	689	68.9	43.0	2	9	79	7.9	
1963	10	575	2,163	216.3	1,013	101.3	-	171	91	1,150	115.0	53.2	-	9	98	9.8	
1962	10	579	2,062	206.2	832	83.2	-	230	114	1,230	123.0	49.6	-	14	34	3.4	
1961	10	564	1,703	170.3	794	79.4	-	178	81	909	90.9	45.5	-	18	50	5.0	
1960	10	581	1,979	197.9	1,199	119.9	-	147	62	780	78.0	42.2	-	17	50	5.0	
1959	10	625	1,432	143.2	908	90.8	-	169	56	524	52.4	33.1	-	13	29	2.9	
1958	10	623	1,914	191.4	1,131	113.1	5	163	69	783	78.3	42.3	3	16	54	5.4	
1957	10	654	2,726	272.6	1,876	187.6	11	123	67	850	85.0	54.5	5	14	110	11.0	
1956	10	583	2,414	241.4	1,773	177.3	11	103	40	648	64.1	38.8	8	7	149	14.9	
1952	10	731	3,108	310.8	1,910	191.0	18	225	85	1,198	119.8	37.8	10	22	214	21.4	

NOTE: Bowl games are not included in stats until 2002.

BOLD: Indicates school record

NATIONAL AWARD WINNERS

LSU has produced 14 national individual award winners. During the past seven seasons, Tiger players have combined to claim five individual trophies. LSU has recently been the proud home of the National Defensive Player of the Year. Prior to five-straight Pro Bowl seasons in the NFL, Patrick Peterson took home two trophies in 2010. A year later, Tyrann Mathieu captured the Bednarik Award, giving LSU more Bednarik Award winners than any school in SEC history.



PATRICK PETERSON
 2010 NATIONAL DEFENSIVE PLAYER OF THE YEAR
 2010 BEDNARIK AWARD WINNER
 2010 THORPE AWARD WINNER



Peterson officially received the Thorpe Award at a banquet in Oklahoma City in February 2011.



ODELL BECKHAM JR.
 2013 HORNUNG AWARD WINNER

Odell Beckham Jr. became the first LSU player to win the Paul Hornung Award in 2013. The award is presented to college football's most versatile player.



LSU's Elite College Football Hardware

MORRIS CLAIBORNE



LSU is one of only two schools to win the Thorpe Award in consecutive seasons as Morris Claiborne took home the honor as the

TYRANN MATHIEU



Tyrann Mathieu was the 2011 National Defensive Player of the Year after capturing the Bednarik Award. Mathieu became the first LSU football player to be invited to New York City as a Heisman Trophy finalist since 1977.



OUTLAND TROPHY
Glenn Dorsey 2007



LOMBARDI AWARD
Glenn Dorsey 2007



BEDNARIK AWARD
Tyrann Mathieu 2011
Patrick Peterson 2010



MANNING AWARD
JaMarcus Russell 2006



RIMINGTON TROPHY
Ben Wilkerson 2004



CAMPBELL TROPHY
Rudy Niswanger 2005



THORPE AWARD
Morris Claiborne 2011



BILETNIKOFF AWARD
Josh Reed 2001



HORNUNG AWARD
Odell Beckham Jr. 2013



HEISMAN TROPHY
Billy Cannon 1959



LOTT TROPHY
Glenn Dorsey 2007



NAGURSKI TROPHY
Glenn Dorsey 2007



NATIONAL COACH OF THE YEAR
Les Miles 2011
Nick Saban 2003
Jerry Stovall 1982
Charles McClendon 1970
Paul Dietzel 1958



BILLY CANNON
1959 HEISMAN TROPHY WINNER
 Billy Cannon, alongside then-Vice President Richard Nixon, with the Heisman Trophy.



GLENN DORSEY
 Glenn Dorsey became the most decorated defender in LSU history when he won the Outland Trophy, Lombardi Award, Nagurski Trophy and Lott Trophy in 2007.



3 ODELL BECKHAM JR.
WR/RS



After shattering the LSU single-season record for all-purpose yards, wide receiver/return specialist Odell Beckham Jr. won the 2013 Paul Hornung Award that is presented annually to college football's most versatile player. Beckham Jr. turned in arguably the most explosive season in LSU football history, racking up 2,315 all-purpose yards to break Domanick Davis' school record of 2,120 yards set in 2002. The 2,315 all-purpose yards also rank as the second-highest total in SEC history.

In the 2013 season Beckham Jr. caught 59 passes for 1,152 yards and eight touchdowns. He also recorded the second-most kick return yardage in LSU history with 845 yards on 32 returns. Beckham Jr. added 18 punt returns for 160 yards. In week 2 against UAB, he returned a missed field goal 100 yards for a touchdown.

After his junior season, Beckham Jr. earned First-Team All-America recognition as a kick returner by the Football Writers Association of America, and he was also a First-Team selection as an all-purpose player by CBSSports.com.

In addition, the SEC coaches voted Beckham Jr. as a First-Team All-SEC member as an all-purpose player and as a return specialist.

Beckham Jr. finished his career with 4,118 all-purpose yards, including 2,340 receiving and 1,044 in kickoff returns. He went on to be

selected 12th overall in the first round of the 2014 NFL Draft by the New York Giants.

BECKHAM JR.'S HONORS
2013

- Hornung Award Winner – Nation's Most Versatile Player (Louisville Sports Commission)
- First-Team All-American Kick Returner (Football Writers Association of America)
- First-Team All-American All-Purpose (CBSSports.com)

- Second-Team All-American All-Purpose (Sports Illustrated)
- First-Team All-SEC All-Purpose (AP, SEC Coaches)
- First-Team All-SEC Return Specialist (SEC Coaches)
- First-Team All-SEC Wide Receiver (Athlon)
- First-Team All-SEC Kick Returner (Sporting News)
- SEC Special Teams Player of the Week (vs. UAB)

- 2012**
- SEC Special Teams Player of the Week (vs. Ole Miss)

- 2011**
- SEC Coaches' All-Freshman Team

BECKHAM JR.'S CAREER OFFENSIVE STATISTICS

YEAR	G-GS	RECEIVING			RUSHING		
		REC.	YDS.	TD	ATT.	YDS.	TD
2011 Fr.	14-9	41	475	2	2	19	0
2012 So.	13-12	43	713	2	0	0	0
2013 Jr.	13-13	59	1,152	8	5	58	0
TOTALS	39-34	143	2,340	12	7	77	0

BECKHAM JR.'S CAREER RETURN STATISTICS

YEAR	KICKOFF RETURNS				PUNT RETURNS				
	NO.	YDS.	AVG.	TD	LG	NO.	YDS.	AVG.	TD
2011 Fr.	5	120	24.00	34	9	77	8.6	0	36
2012 So.	5	79	15.80	34	35	320	9.1	2	89 (TD)
2013 Jr.	32	845	26.40	82	18	160	8.9	0	60
TOTALS	42	1,044	24.60	82	62	557	9.0	2	89 (TD)

BECKHAM JR.'S CAREER ALL-PURPOSE STATISTICS

YEAR	RUSH	REC.	PUNT RET.	KO RET.	MISC.	TOTAL	AVG./GM.
2011 Fr.	19	475	77	120	0	691	49.4
2012 So.	0	713	320	79	0	1,112	85.5
2013 Jr.	58	1,152	160	845	100	2,315	178.1



17 MORRIS CLAIBORNE

CB



Morris Claiborne cemented his legacy as one of the top cornerbacks in LSU history after he wrapped up a stellar career in 2011. As a junior, Claiborne took home the prestigious Jim Thorpe Award that annually goes to the nation's top defensive back, becoming the second straight LSU player to earn the award after Patrick Peterson claimed the honor in 2010.

Widely recognized as one of the top defensive players in the nation as a junior, the Shreveport, La., native earned unanimous consensus All-America honors when he led LSU to a 13-1 record, SEC title and a spot in the national championship game. Claiborne led the nation in interception return yards with

173 on six interceptions, and he showed his athleticism and playmaking ability by scoring two touchdowns in 2011 – one on a pivotal 99-yard kickoff return at West Virginia and one on a 45-yard INT return that cemented LSU's SEC championship game victory over Georgia.

In addition to earning All-America honors, Claiborne was named the SEC Defensive Player of the Year by the SEC coaches in 2011, and he also earned First-Team All-SEC recognition and finished as a Nagurski Award finalist. Following his outstanding junior season, Claiborne was chosen with the sixth overall selection in the 2012 NFL Draft by the Dallas Cowboys.

Claiborne ended his career with 95 tackles, 12 pass breakups and 11 interceptions, ranking inside the LSU top 10 in career interceptions and interception return yards.

CLAIBORNE'S HONORS

2011

- Thorpe Award Winner – Nation's Most Outstanding Defensive Back (Jim Thorpe Association)
- First-Team All-American (unanimous consensus)
- SEC Defensive Player of the Year (SEC Coaches)
- First-Team All-SEC (Coaches, AP)
- Nagurski Trophy Finalist
- Walter Camp National Defensive Player of the Week (vs. Mississippi State)

2010

- Second-Team All-SEC (AP, Coaches)

CLAIBORNE'S CAREER RETURN STATISTICS

YEAR	KICKOFF RETURNS					PUNT RETURNS				
	NO.	YDS.	AVG.	TD	LG	NO.	YDS.	AVG.	TD	LG
2009 Fr.	0	0	--	0	--	0	0	--	0	--
2010 So.	2	57	28.50	32	0	0	--	0	--	0
2011 Jr.	22	552	25.11	99 (TD)	0	0	--	0	--	0

CLAIBORNE'S DEFENSIVE CAREER STATISTICS

YEAR	G-GS	UT	AT	TT	TFL	SACKS	INT	PBU	QBH	FR	FF
2009 Fr.	7-0	3	4	7	0-0	0	0	0	0	0-0	0
2010 So.	12-12	19	18	37	1.0-4	0	5-101	6	1	1-0	0
2011 Jr.	14-14	32	19	51	1.0-1	0	6-173	6	1	0-0	0



7 TYRANN MATHIEU

CB/RS

2011 BEDNARIK AWARD WINNER



An outstanding player with tremendous heart and talent, Tyrann Mathieu collected the 2011 Bednarik Award, an honor given annually to the nation's top defensive player. Gifted with some of the best pure football instincts ever seen in an LSU uniform, the cornerback/return specialist became LSU's first Heisman Trophy finalist to travel to New York City since Charles Alexander in 1977.

In two seasons at LSU, the New Orleans, La., native created a total of 14 turnovers in 26 career games while shattering the school record with 11 forced fumbles, a figure that is tied for the SEC record and ranks seventh in NCAA history.

In 2011, Mathieu helped LSU finish with a 13-1 record, an SEC title and a berth in the national championship game as he led the team with 76 total tackles, led the nation with five fumble recoveries and finished fourth

nationally in punt return average at 15.6 yards per return.

Mathieu was a consensus All-American as a sophomore at cornerback and return specialist. He finished his career accumulating 133 total tackles, 16 tackles for loss, 16 pass breakups, 11 forced fumbles, eight fumble recoveries, six sacks, four interceptions and four touchdowns – two on punt returns and two on fumble returns. He was taken in the third round with the No. 69 overall pick in the 2013 NFL Draft by the Arizona Cardinals, joining former teammate Patrick Peterson.

MATHIEU'S HONORS

2011

- Bednarik Award Winner – Defensive Player of the Year (Maxwell Football Club)
- Heisman Memorial Trophy Finalist
- Walter Camp National Player of the Year Finalist
- First-Team All-American at Cornerback (consensus)
- First-Team All-American at Return Specialist

(CBSSports.com, Rivals.com, SI.com)

- National Defensive Player of the Year (FoxSportsNext.com, Rivals.com)
- SEC Defensive Player of the Year (AP)
- First-Team All-SEC (SEC Coaches, AP)
- SEC Championship Game Most Valuable Player
- Walter Camp National Defensive Player of the Week (Sept. 24 at West Virginia, Nov. 25 vs. Arkansas)
- SEC Defensive Player of the Week (Sept. 3 vs. Oregon, Nov. 25 vs. Arkansas)
- Rivals.com National and SEC Player of the Week (Nov. 25 vs. Arkansas)
- Jim Thorpe Defensive Back of the Week (Sept. 3 vs. Oregon)
- Rivals.com SEC Player of the Week (Sept. 3 vs. Oregon)

2010

- First-Team Freshman All-America (Football Writers, Rivals.com)
- Cotton Bowl Defensive Most Outstanding Player
- Freshman All-SEC (Coaches)

MATHIEU'S CAREER RETURN STATISTICS

YEAR	KICKOFF RETURNS					PUNT RETURNS				
	NO.	YDS.	AVG.	TD	LG	NO.	YDS.	AVG.	TD	LG
2010 Fr.	0	0	--	0	--	0	0	--	0	--
2011 So.	0	0	--	0	--	27	421	15.6	2	92 (TD)

MATHIEU'S CAREER DEFENSIVE STATISTICS

YEAR	G-GS	UT	AT	TT	TFL	SACKS	INT	PBU	QBH	FR	FF
2010 Fr.	13-1	34	23	57	8.5-45	4.5-38	2-0	7	1	3-13	5
2011 So.	13-13	59	17	76	7.5-45	1.5-10	2-16	9	3	5-39	6
TOTALS	26-14	93	40	133	16.0-90	6.0-48	4-16	16	4	8-52	



7 PATRICK PETERSON

CB/RS
2010 BEDNARIK AWARD WINNER



One of the most dynamic athletes in school history, Patrick Peterson established himself as the premiere defensive back as well as one of the top return specialists in the country in 2010. Peterson captured the Chuck Bednarik Award given annually to the nation's top defender, and he also received the Jim Thorpe Award as the country's top defensive back. He became the first player in LSU history to win those two prestigious awards.

Peterson earned consensus First Team All-America recognition, and he also became the first player in conference history to earn both the Southeastern Conference Defensive Player of the Year and SEC Special Teams Player of the Year honors. A three-year starter for the Tigers, he was selected fifth overall by the Arizona Cardinals after his junior season.

Peterson played in 39 career games with 30 starts on defense, and he racked up 135 total tackles, 22

pass breakups and seven interceptions. In just one season as a return specialist, Peterson set the school record for kickoff return yards with 932 on 32 returns, and he led the SEC in punt and kickoff returns and ranked in the top five nationally in punt returns and top 10 in kick returns.

PETERSON'S HONORS

2010

- Bednarik Award Winner – Defensive Player of the Year (Maxwell Football Club)
- Thorpe Award Winner – Nation's Most Outstanding Defensive Back (Jim Thorpe Association)
- Lott IMPACT Trophy Finalist
- Nagurski Trophy Finalist
- First-Team All-American (consensus)
- SEC Defensive Player of the Year (SEC Coaches)
- SEC Special Teams Player of the Year (SEC Coaches)
- First-Team All-SEC (SEC Coaches, AP)

- First-Team All-SEC Special Teams (SEC Coaches)
- Second-Team All-SEC All-Purpose (AP)
- SEC Special Teams Player of the Week (Sept. 4 vs. North Carolina, Sept. 25 vs. West Virginia)
- Lott IMPACT Player of the Week (Sept. 4 vs. North Carolina, Nov. 6 vs. Alabama)
- Hornung Award Versatile Performance (Sept. 4 vs. North Carolina)
- Jim Thorpe Award Player of the Week (Sept. 18 vs. Mississippi State)

2009

- Second-Team All-American (Sporting News)
- First-Team All-SEC (ESPN)
- Second-Team All-SEC (AP, Coaches)

PETERSON'S CAREER RETURN STATISTICS

YEAR	KICKOFF RETURNS				PUNT RETURNS					
	NO.	YDS.	AVG.	TD	LG	NO.	YDS.	AVG.	TD	LG
2008 Fr.	0	0	--	0	--	0	0	--	0	--
2009 So.	0	0	--	0	--	0	0	--	0	--
2010 Jr.	32	932	29.10	55	26	418	16.1	2.87	(TD)	

PETERSON'S CAREER DEFENSIVE STATISTICS

YEAR	G-GS	UT	AT	TT	TFL	SACKS	INT	PBU	QBH	FR	FF
2008 Fr.	13-4	32	9	41	1.5-7	0	1-0	3	1	0	1
2009 So.	13-13	43	9	52	0-0	0	2-37	13	0	1-0	0
2010 Jr.	13-13	29	13	42	1.5-5	0	4-134	6	1	0	0



72 GLENN DORSEY

DT
2007 OUTLAND TROPHY WINNER
2007 LOMBARDI AWARD WINNER
2007 NAGURSKI AWARD WINNER



Glenn Dorsey became the most decorated defender in school history as he won four national awards on his way to leading LSU to the national title. As a senior, Dorsey captured the Lombardi, Outland, Nagurski, and Lott Awards, becoming the first player in LSU history to win any of these honors.

A tremendous team leader, Dorsey was also named the SEC Defensive Player of the Year in 2007 as well as earning first-team All-America honors for a second straight season. Dorsey, who opted to return to LSU for his senior season despite being projected as a first-round NFL Draft pick following his junior campaign, was taken with the fifth overall pick in the 2008 NFL Draft.

He finished his career playing in 52 games, starting 31 times. For his career, Dorsey registered 179 tackles, 27 tackles for loss and 13 sacks.

DORSEY'S HONORS

2007

- Nagurski Award Winner – Outstanding Defensive Player (Charlotte Touchdown Club)
- Lombardi Award Winner – Nation's Lineman of the Year (Rotary Club of Houston)
- Outland Trophy Winner – Outstanding Interior Lineman (Greater Omaha Sports Committee)
- Lott Award Winner - Defensive IMPACT Player of the Year (The Pacific Club IMPACT Foundation)
- Bednarik Award Finalist
- First-Team All-American (consensus)
- SEC Defensive Player of the Year (SEC Coaches, AP)
- First-Team All-SEC (SEC Coaches, AP)
- SEC Defensive Lineman of the Week (Sept. 22 vs. South Carolina)
- SEC Defensive Player of the Week (Nov. 3 vs. Alabama)

- SEC Community Service Team Player of the Week (Nov. 3 vs. Alabama)

2006

- First-Team All-American (AP, AFCA, CBSSportsline.com, SI.com, Rivals.com)
- First-Team All-SEC (AP, SEC Coaches)
- SEC Defensive Lineman of the Week (Sept. 9 vs. Arizona)
- SEC Defensive Lineman of the Week (Sept. 16 vs. Auburn)
- First-Team All-American (AP, AFCA, CBSSportsline.com, SI.com, Rivals.com)
- First-Team All-SEC (AP, SEC Coaches)
- SEC Defensive Lineman of the Week (Sept. 9 vs. Arizona)
- SEC Defensive Lineman of the Week (Sept. 16 vs. Auburn)

DORSEY'S CAREER STATISTICS

YEAR	G-GS	UT	AT	TT	TFL	SACKS	INT	PBU	QBH	FR	FF
2004 Fr.	12-3	6	12	18	2-4	0	0	1	1	1-0	0
2005 So.	13-1	16	12	28	4-24	3-23	0	0	1	0	0
2006 Jr.	13-13	22	42	64	8.5-42	3-25	0	0	1	0	0
2007 Sr.	14-14	43	26	69	12.5-53	7-45	0	4	4	0	1



2 JAMARCUS RUSSELL

QB

JaMarcus Russell capped a magnificent LSU career by winning the Manning Award as the nation's top quarterback at the completion of the 2006 season. Russell went on to be selected with the No. 1 overall pick in the 2007 NFL Draft by the Oakland Raiders. He joined Billy Cannon in 1960 as the only football players in school history to be selected with the first overall pick in the NFL Draft.

Russell completed his LSU career as one of the top quarterbacks in school history as he posted a 25-4 overall mark as a starter, which included an 11-2 record as a junior in 2006. He finished his career ranked among the top five in every career passing category kept at LSU, including No. 2 all-time in completion percentage (61.9) and TD passes (52). He also ranks third in completions (493), passing yards (6,625), and total offense (6,704) and fourth in attempts (797).

A first-team All-SEC pick in 2006, Russell tied the school-record for TD passes with 28 during his junior season and set the school's single-season mark for completions (232) and completion percentage (67.8). He was the first quarterback in school history to lead the Tigers to at least 10 wins in back-to-back seasons.

RUSSELL'S HONORS

2006

- No. 1 overall pick in 2007 NFL Draft by Oakland Raiders
- Manning Award Winner (Sugar Bowl Committee)
- Allstate Sugar Bowl Most Valuable Player
- First Team All-SEC (AP, SEC Coaches)
- SEC Offensive Player of the Week (Sept. 30 vs. Mississippi State)
- SEC Offensive Player of the Week (Oct. 14 vs. Kentucky)
- SEC Offensive Player of the Week (Nov. 4 vs. Tennessee)

2005

- SEC Player of the Year (Columbus (Ohio) Touchdown Club)
- SEC Player of the Week (Oct. 8 vs. Vanderbilt)



RUSSELL'S CAREER STATS

YEAR	G-GS	PASSING			RUSHING					
		ATT.-COMP.-INT.	YDS.	TD	LG	ATT.	YDS.	TD	LG	
2004 Fr.	11-4	144-73-4	1,053	9	42	26	-41	1	13	
2005 So.	12-12	311-188-9	2,443	15	50	61	-22	2	22	
2006 Jr.	13-13	342-232-8	3,129	28	58	52	142	1	34	



64 RUDY NISWANGER

C

By picking up national awards in the Campbell Trophy and the Wuerffel Trophy, along with being named the SEC Scholar-Athlete of Year in football and McWhorter Scholar-Athlete Award, center Rudy Niswanger became the most decorated student-athlete in school history.

Niswanger is the first player in LSU history to be named the recipient of the Campbell Trophy, known as the Academic Heisman. An award that goes to the top student-athlete in all divisions of college football, the Campbell Trophy carries a \$25,000 post-graduate scholarship.

In addition, Niswanger became the inaugural recipient of the Wuerffel Trophy, which goes to the college football player who best combines exemplary community service with outstanding academic and athletic achievement. The award is named after former Heisman Trophy winner Danny Wuerffel, who led the Florida Gators to the 1996 national championship. Niswanger capped his career with the Tigers by being named the recipient of the McWhorter Award, which goes to the top student-athlete in the SEC.

Niswanger, who opted to return to LSU for his senior season of football in 2005, graduated with a 4.0 grade point average in kinesiology with emphasis on pre-medicine. He graduated with honors, receiving the University Medal as well as graduating Summa Cum Laude. Niswanger was accepted to LSU Medical

School in Shreveport after scoring a 33 on the MCAT, which placed him among the top eight percent in the nation.

NISWANGER'S HONORS

2005

- Campbell Trophy "Academic Heisman" Recipient (National Football Foundation)
- Wuerffel Trophy Recipient (All Sports Foundation)
- McWhorter Award Recipient as SEC Scholar-Athlete of the Year
- SEC Football Scholar-Athlete of the Year (SEC Coaches)
- National Football Foundation National Scholar-Athlete
- First-Team Academic All-America (CoSIDA)
- CBS Scholar-Athlete of the Week (vs. Florida, vs. Alabama)
- Second-Team All-SEC (SEC Coaches, AP)

2004

- First-Team Academic All-America (CoSIDA)
- First-Team Academic All-District (CoSIDA)
- CBS Scholar-Athlete of the Week (Nov. 26 vs. Arkansas)
- SEC Academic Honor Roll

2003

- SEC Academic Honor Roll

2002

- SEC Academic Honor Roll





55 BEN WILKERSON

C



Ben Wilkerson put together one of the best careers for a center in LSU history, leading

the Tigers to a 33-8 mark in 41 starts at the position during his four years. During his career with the Tigers, Wilkerson helped lead LSU to a pair of SEC Championships as well as the 2003 BCS National Championship.

Wilkerson, a native of Hemphill, Texas, had his career cut short as a senior, suffering a knee injury during the eighth week of the season. Despite the injury, Wilkerson still went on to be named the co-recipient, along with David Baas of Michigan, of the Rimington Trophy in 2004, which goes annually to college football's top center. In addition, Wilkerson was named a First-Team All-American by the American Football Coaches Association and The Sporting News even though he missed LSU's final four games of the season.

Wilkerson graduated with a degree in general studies in May of 2005. He served as a graduate assistant on the LSU staff during the 2011 season.

WILKERSON'S HONORS

2004

- Rimington Trophy Winner
- First-Team All-American (American Football Coaches Association, The Sporting News)
- Second-Team All-American (Walter Camp)
- First-Team All-SEC (AP, SEC Coaches, Collegefootballnews.com)
- SEC Good Works Team

2003

- Rimington Trophy Finalist
- Second-Team All-American (Associated Press, Sporting News)
- First-Team All-SEC (AP, ESPN.com)
- SEC Academic Honor Roll

2001

- Freshman All-SEC (Knoxville News-Sentinel, Coaches)
- Second-Team Freshman All-American (The Sporting News)



25 JOSH REED

WR

2001 BILETNIKOFF AWARD WINNER



When one thinks of some of the finest players in the history of the Southeastern Conference, Josh Reed's

name is included on that list. Reed, who is one of the most decorated players in school history, virtually re-wrote both the LSU and SEC receiving record books despite playing only 28 games at wide receiver.

Originally signed out of Rayne (La.) High School as a tailback, Reed moved to wide receiver in week 9 of the 1999 season out of a necessity. The results were immediate as he caught five passes for 100 yards against Houston in just his second game at the position.

A year later, in 2000, Reed earned first-team All-SEC honors after catching 65 passes for 1,127 yards and 10 touchdowns for the 8-4 Tigers. His 102.5 yards receiving a contest led the SEC, and he ranked second in the league with just under six catches a game.

Reed put together the finest year for a receiver in SEC history in 2001 as he shattered the league's single-season yardage mark with 1,740 yards on a school-record 94 catches. Reed set a pair of league marks in a 35-21 road victory over Alabama as he hauled in 19 passes for 293 yards and a touchdown. He capped his record-setting career in grand fashion, setting a pair of Sugar Bowl records with

14 receptions for 239 yards and two touchdowns in leading the Tigers to a 47-34 victory over Illinois.

At the conclusion of his junior season, Reed was named the winner of the Biletnikoff Award, which is presented annually to the nation's top collegiate receiver. Reed was drafted with the fourth pick of the second round of the 2002 NFL Draft by the Buffalo Bills.

REED'S HONORS

2001

- Biletnikoff Award Winner
- First-Team All American (Walter Camp, AP, Football Writers Association, CNNSI.com, ABC Sports online, Collegefootballnews.com, The Sporting News)
- Second-Team All American (Football News)
- All-Bowl Team (Sports Illustrated)
- First Team All-SEC (AP, SEC Coaches)
- SEC Offensive Player of the Week (Nov. 4 vs. Alabama)
- National Player of the Week (Nov. 4 - The Sporting News)

2000

- First-Team All-SEC (AP, SEC Coaches)



REED'S CAREER STATS (REGULAR SEASON)

YEAR	G-GS	RECEIVING			RUSHING		
		REC.	YDS.	TD	ATT.	YDS.	TD
1999 Fr.	8-0	8	134	0	6	58	1
2000 So.	11-3	65	1,127	10	1	-2	0



20 BILLY CANNON

HB

Even by today's standards Billy Cannon was a rare athlete, combining sprinter speed with brute strength.

Cannon could consistently run a 9.5 in the 100-yard dash and, at 6-1, 210 pounds, he had the size to overpower his opponents as well as outrun them. In 1957, he was an immediate standout as a sophomore, offensively and defensively.

As a junior, Cannon was the driving force behind the Fighting Tigers as they carved out a perfect season and captured the 1958 national championship. He passed for a touchdown and kicked the extra point in LSU's 7-0 win over Clemson in the Sugar Bowl and earned MVP honors.

Cannon's most memorable performance came in 1959 against Ole Miss. Top-ranked LSU trailed the third-ranked Rebels 3-0 early in the fourth quarter, when Cannon fielded a punt at the LSU 11-yard-line and broke seven tackles on his way to paydirt. LSU won the contest 7-3. Considered one of the best collegiate backs of his era, Cannon was awarded the Heisman Trophy at the conclusion of the 1959 season. In 2008, the legendary Cannon was inducted into the National Football Foundation Hall of Fame.

CANNON'S HONORS

1959

- Heisman Trophy Winner (Downtown Athletic Club of New York)
- AP Player of the Year

- UPI Player of the Year
- The Sporting News Player of the Year
- All-American (Consensus)
- Outstanding College Player (Columbus (Ohio) Touchdown Club)
- Walter Camp Memorial Trophy (Washington, D.C., TD Club)
- College Back of the Year (Los Angeles Times)
- AP Back of the Year
- UPI Back of the Year
- SEC Player of the Year (Nashville Banner)
- SEC Player of the Year (Atlanta Touchdown Club)
- SEC Player of the Year (Birmingham Touchdown Club)
- All-SEC (AP and UPI)

1958

- UPI Player of the Year
- The Sporting News Player of the Year
- Outstanding College Player (Columbus (Ohio) Touchdown Club)
- AP Back of the Year
- UPI Back of the Year
- All-American (consensus)
- SEC Player of the Year (Nashville Banner)
- SEC Back of the Year (Atlanta Touchdown Club)
- SEC Back of the Year (Birmingham Touchdown Club)
- All-SEC (AP and UPI)
- Louisiana VFW Award (Louisiana Outstanding Athlete)

1957

- Second-Team All-SEC (UPI)
- All-SEC Sophomore Team



Billy Cannon was presented with the 1959 Heisman Trophy by then Vice President Richard Nixon.

CANNON'S CAREER STATS

1959

	NO.	YDS.	AVG.
Rice	15	66	4.4
TCU	9	35	3.9
Baylor	8	73	9.1
Miami	17	90	5.3
Kentucky	11	11	1.0
Florida	15	55	3.7
Ole Miss	12	48	4.0
Tennessee	22	122	5.5
Mississippi State	16	32	2.0
Tulane	14	66	4.7
Totals	139	598	4.3
Ole Miss (Sugar Bowl)	6	8	1.3

1958

	NO.	YDS.	AVG.
Rice	9	53	5.9
Alabama	12	86	7.2
Hardin-Simmons	11	83	7.5
Miami	9	34	3.8
Kentucky	12	108	9.0
Florida	15	61	4.1
Ole Miss	11	34	3.1
Duke	8	53	6.6
Mississippi State	13	57	4.4
Tulane	15	117	7.8
Totals	115	686	5.9
Clemson (Sugar Bowl)	13	51	3.9

1957

	NO.	YDS.	AVG.
Rice	6	71	11.8
Alabama	8	140	17.5
Texas Tech	13	36	2.8
Georgia Tech	17	98	5.8
Kentucky	11	70	6.4
Florida	11	22	2.0
Vanderbilt	11	46	4.2
Ole Miss	3	5	1.7
Mississippi State	11	27	2.5
Tulane	14	68	4.8
TOTALS	105	583	5.5



CANNON'S CAREER STATISTICS

RETURNS	RUSHING			RECEIVING			PASSING			PUNT RETURNS			KICKOFF					
	ATT	YDS.	AVG.	TD	REC.	YDS.	TD	ATT.	CMP.	HI	YDS.	TD	NO.	YDS.	TD			
1957 So.	105	583	5.5	4	11	199	1	16	7	1	84	0	7	39	0	11	343	1
1958 Jr.	115	686	5.9	10	9	162	1	4	3	0	14	0	9	89	0	3	82	0
1959 Sr.	139	598	4.3	5	11	161	0	6	2	2	20	0	15	221	1	8	191	0
TOTALS	359	1867	5.2	19	31	522	2	26	12	3	118	0	31	349	1	22	616	1



Les Miles was named the 2011 SEC Coach of the Year.



Glenn Dorsey was the 2007 SEC Defensive Player of the Year.

SEC AWARDS

SEC MOST VALUABLE PLAYER

(Selected annually by The Nashville Banner)

- 1939 Ken Kavanaugh, Sr., E
- 1958 Billy Cannon, HB
- 1959 Billy Cannon, HB
- 1962 Jerry Stovall, HB
- 1977 Charles Alexander, TB
- 1987 Wendell Davis, SE

SEC MOST VALUABLE PLAYER

(Selected annually by the Birmingham Quarterback Club)

- 1954 Sid Fournet, OG
- 1957 Jimmy Taylor, FB
- 1958 Billy Cannon, HB
- 1962 Jerry Stovall, HB
- 1976 Terry Robiskie, RB

SEC PLAYER OF THE YEAR

(Selected annually by the Atlanta Touchdown Club)

- 1957 Jimmy Taylor, FB
- 1958 Billy Cannon, HB
- 1961 Roy "Moonie" Winston, G
- 1962 Jerry Stovall, HB

SEC DEFENSIVE MVP

(Selected annually by the Knoxville News-Sentinel)

- 1985 Michael Brooks, OLB

SEC DEFENSIVE PLAYER OF THE YEAR

(Selected annually by the SEC Head Coaches)

- 2003 Chad Lavalais, DT
- 2007 Glenn Dorsey, DT
- 2010 Patrick Peterson, CB
- 2011 Morris Claiborne, DB

SEC DEFENSIVE PLAYER OF THE YEAR

(Selected annually by the Associated Press)

- 2007 Glenn Dorsey, DT

SEC SPECIAL TEAMS PLAYER OF THE YEAR

(Selected by the SEC Head Coaches)

- 2005 Skyler Green
- 2010 Patrick Peterson

JACOBS AWARD (OUTSTANDING SEC BLOCKER)

(Selected annually by the SEC Head Coaches)

- 1936 Bill May, QB/FB
- 1958 J.W. Brodnax, FB/HB
- 1978 Robert Dugas, OT
- 1997 Alan Faneca, OG
- 2009 Ciron Black, OT
- 2014 La'el Collins, OT

SEC DEFENSIVE LINEMAN OF THE YEAR

(Selected annually by the Atlanta Touchdown Club)

- 1982 Ramsey Dardar, NG

SEC SENIOR PLAYER OF THE YEAR

(Selected annually by the Birmingham Touchdown Club)

- 1987 Wendell Davis, SE

SEC FRESHMAN OF THE YEAR

(Selected annually by the Knoxville News-Sentinel)

- 1986 Tommy Hodson, QB
- 1995 Kevin Faulk, TB (Offense),
Anthony McFarland, DT (Defense)
- 1996 Mark Roman, FS (Defense)

SEC ROOKIE OF THE YEAR

(Selected annually by the Florida Times Union)

- 1986 Tommy Hodson, QB

SEC COACH OF THE YEAR

- 1949 Gaynell Tinsley (Nashville Banner)
- 1958 Paul Dietzel (Nashville Banner)
- 1969 Charles McClendon (Nashville Banner)
- 1970 Charles McClendon (Nashville Banner)
- 1984 Bill Arnsperger (Nashville Banner)
- 1986 Bill Arnsperger (Nashville Banner,
Birmingham News)
- 2001 Nick Saban (Birmingham News)
- 2003 Nick Saban (Associated Press)
- 2011 Les Miles (Associated Press, SEC Coaches)

SEC CHAMPIONSHIP GAME MOST VALUABLE PLAYER

- 2001 Matt Mauck
- 2003 Justin Vincent
- 2007 Ryan Perrilloux
- 2011 Tyrann Mathieu

AS SELECTED BY SEC OFFICE SINCE 1985

1985

Oct. 11 QB Jeff Wickersham (Offense) vs. Florida
 Oct. 18 LB Michael Brooks (Defense) vs. Kentucky
 Nov. 16 LB Michael Brooks (Defense) vs. Mississippi State
 Nov. 23 QB Jeff Wickersham (Offense) vs. Notre Dame
 LB Ron Sancho (Defense) vs. Notre Dame
 DE Henry Thomas (Defense) vs. Notre Dame

1986

Sept. 13 LB Michael Brooks (Defense) vs. Texas A&M
 Oct. 4 S Greg Jackson (Defense) vs. Florida
 Oct. 11 LB Toby Caston (Defense) vs. Georgia
 Oct. 26 WR Wendell Davis (Offense) vs. North Carolina
 Nov. 8 S Greg Jackson (Defense) vs. Alabama
 Nov. 15 QB Tommy Hodson (Offense) vs. Mississippi State
 Nov. 22 QB Tommy Hodson (Offense) vs. Notre Dame
 WR Wendell Davis (Offense) vs. Notre Dame

1987

Oct. 10 LB Ron Sancho (Defense) vs. Georgia
 Oct. 17 QB Tommy Hodson (Offense) vs. Kentucky
 Oct. 31 WR Wendell Davis (Offense) vs. Ole Miss
 Nov. 21 RB Harvey Williams (Offense) vs. Tulane

1988

Sept. 3 LB Ron Sancho (Defense) vs. Texas A&M
 Sept. 27 LSU Team (Defense) vs. Tennessee
 Oct. 29 RB Eddie Fuller (Offense) vs. Ole Miss

1989

Oct. 14 LB Oliver Lawrence (Defense) vs. Auburn
 Oct. 28 QB Tommy Hodson (Offense) vs. Tennessee
 Nov. 4 QB Tommy Hodson (Offense) vs. Ole Miss
 Nov. 25 QB Tommy Hodson (Offense) vs. Tulane

1990

Sept. 8 LB Mike Hewitt (Defense) vs. Georgia
 Sept. 29 WR Todd Kinchen (Offense) vs. Texas A&M
 DB Derriel McCorvey (Defense) vs. Texas A&M
 Oct. 20 RB Harvey Williams (Offense) vs. Kentucky

1991

Sept. 21 LB Ricardo Washington (Defense) vs. Vanderbilt
 Nov. 16 WR Todd Kinchen (Offense) vs. Mississippi State

1992

None

1993

Nov. 6 DB Ivory Hilliard (Defense) vs. Alabama

1994

None

1995

Nov. 11 RB Kevin Faulk (Offense) vs. Ole Miss
 Nov. 18 DE Gabe Northern (Defense) vs. Arkansas

1996

Sept. 7 RB Kevin Faulk (Offense) vs. Houston
 Nov. 30 RB Kevin Faulk (Offense) vs. Arkansas

1997

Oct. 11 CB Cedric Donaldson (Defense) vs. Florida
 Nov. 8 DT Chuck Wiley (Defense) vs. Alabama

1998

Sept. 19 QB Herb Tyler (Offense) vs. Auburn
 Oct. 24 RB Kevin Faulk (Offense) vs. Mississippi State

1999

Nov. 27 QB Rohan Davey (Offense) vs. Arkansas

2000

Sept. 30 QB Rohan Davey (Offense) vs. Tennessee
 Oct. 21 RB LaBrandon Toefield (Offense) vs. Mississippi State
 Nov. 2 QB Josh Booty (Offense) vs. Alabama

2001

Oct. 20 LB Trev Faulk (Defense) vs. Mississippi State
 Nov. 3 WR Josh Reed (Offense) vs. Alabama
 Nov. 24 RB LaBrandon Toefield (Offense) vs. Arkansas
 Dec. 1 DE Jarvis Green (Defense) vs. Auburn

2002

Sept. 14 PK John Corbello (Special Teams) vs. Miami (Ohio)
 Oct. 12 CB Corey Webster (Defense) vs. Florida
 Oct. 19 CB Demetrius Hookfin (Defense) vs. South Carolina
 Nov. 9 WR Devery Henderson (Offense) vs. Kentucky
 Nov. 23 QB Marcus Randall (Offense) vs. Ole Miss

2003

Sept. 20 CB Corey Webster (Defense) vs. Georgia
 Oct. 25 DT Chad Lavalais (Defense) vs. Auburn
 Nov. 22 DT Chad Lavalais (Defense) vs. Ole Miss
 Nov. 28 QB Matt Mauck (Offense) vs. Arkansas

2004

Sept. 25 CB Corey Webster (Defense) vs. Mississippi State
 Oct. 9 QB Marcus Randall (Offense) vs. Florida
 Oct. 30 DT Claude Wroten (Defensive Lineman) vs. Vanderbilt
 Nov. 13 DE Marcus Spears (Defensive Lineman) vs. Alabama
 Nov. 20 RB Alley Broussard (Offense) vs. Ole Miss
 Nov. 26 DE Marcus Spears (Defensive Lineman) vs. Arkansas
 PK Chris Jackson (Special Teams) vs. Arkansas

2005

Sept. 10 DT Claude Wroten (Defensive Lineman) vs. Arizona St.
 Oct. 1 WR Skyler Green (Special Teams) vs. Mississippi State
 Oct. 8 QB JaMarcus Russell (Offense) vs. Vanderbilt
 Oct. 15 LB Ali Highsmith (Defense) vs. Florida
 Oct. 22 DT Claude Wroten (Defensive Lineman) vs. Auburn
 DT Kyle Williams (Defense) vs. Alabama
 Nov. 19 PK Chris Jackson (Special Teams) vs. Ole Miss
 Nov. 25 DE Melvin Oliver (Defensive Lineman) vs. Arkansas

2006

Sept. 9 DT Glenn Dorsey (Defensive Lineman) vs. Arizona
 Sept. 16 DT Glenn Dorsey (Defensive Lineman) vs. Auburn
 Sept. 23 DE Chase Pittman (Defensive Lineman) vs. Tulane
 Sept. 30 QB JaMarcus Russell (Offense) vs. Mississippi State
 Oct. 14 QB JaMarcus Russell (Offense) vs. Kentucky
 Oct. 21 WR Dwayne Bowe (Offense) vs. Fresno State
 Nov. 4 QB JaMarcus Russell (Offense) vs. Tennessee
 Nov. 11 DE Tyson Jackson (Defensive Lineman) vs. Alabama
 Nov. 24 RS Trindon Holliday (Special Teams) vs. Arkansas

2007

Sept. 8 DE Kirston Pittman (Defensive Lineman) vs. Virginia Tech
 Sept. 22 DT Glenn Dorsey (Defensive Lineman) vs. South Carolina
 Oct. 6 RB Jacob Hester (Offense) vs. Florida
 Oct. 20 QB Matt Flynn (Offense) vs. Auburn
 Nov. 3 DT Glenn Dorsey (Defense) vs. Alabama
 Nov. 17 S Craig Steltz (Defense) vs. Ole Miss
 RS Trindon Holliday (Special Teams) vs. Ole Miss

2008

Sept. 13 RS Trindon Holliday (Special Teams) vs. North Texas
 Sept. 20 RB Charles Scott (Offense) vs. Auburn
 Sept. 27 QB Jarrett Lee (Freshman) vs. Mississippi State
 Oct. 18 DE Tyson Jackson (Defensive Lineman) vs. South Carolina

2009

Sept. 14 DE Rahim Alem (Defense) vs. Vanderbilt
 Sept. 28 S Chad Jones (Special Teams) vs. Mississippi State
 Oct. 5 RB Charles Scott (Offense) vs. Georgia
 Oct. 26 LB Harry Coleman (Defense) vs. Auburn
 Nov. 30 PK Josh Jasper (Special Teams) vs. Arkansas

2010

Sept. 4 CB Patrick Peterson (Special Teams) vs. North Carolina
 Sept. 11 DT Drake Nevis (Defensive Lineman) vs. Vanderbilt
 Sept. 18 DT Drake Nevis (Defensive Lineman) vs. Mississippi St.
 PK Josh Jasper (Special Teams) vs. Mississippi St.
 Sept. 25 CB Patrick Peterson (Special Teams) vs. West Virginia
 Oct. 2 RB Stevan Ridley (Offense) vs. Tennessee
 Oct. 9 DT Drake Nevis (Defensive Lineman) vs. Florida
 Nov. 6 LB Kelvin Sheppard (Defense) vs. Alabama
 DT Drake Nevis (Defensive Lineman) vs. Alabama
 Nov. 20 QB Jordan Jefferson (Offense) vs. Ole Miss
 PK Josh Jasper (Special Teams) vs. Ole Miss

2011

Sept. 3 DB Tyrann Mathieu (Defense) vs. Oregon
 Sept. 15 WR Odell Beckham Jr. (Freshman) vs. Mississippi State
 DT Bennie Logan (Defensive Lineman) vs. Mississippi St.
 Sept. 24 P Brad Wing (Special Teams) vs. West Virginia
 Oct. 1 DE Sam Montgomery (Defensive Lineman) vs. Kentucky
 Oct. 8 OG Will Blackwell (Offensive Lineman) vs. Florida
 Oct. 15 OT Chris Faulk (Offensive Lineman) vs. Tennessee
 Oct. 22 DE Barkevious Mingo (Defensive Lineman) vs. Auburn
 P Brad Wing (Special Teams) vs. Auburn
 Nov. 5 S Eric Reid (Defense) vs. Alabama
 DE Sam Montgomery (Defensive Lineman) vs. Alabama
 Nov. 19 CB Ron Brooks (Defense) vs. Ole Miss
 OG Will Blackwell (Offensive Lineman) vs. Ole Miss
 Nov. 25 DB Tyrann Mathieu (Defense) vs. Arkansas
 RB Kenny Hilliard (Freshman) vs. Arkansas

2012

Sept. 8 DE Sam Montgomery (Def. Lineman) vs. Washington
 S Jalen Mills (Freshman) vs. Washington
 Sept. 22 DE Sam Montgomery (Defense) vs. Auburn
 Oct. 6 LB Kevin Minter (Defense) vs. Florida
 Oct. 13 DE Sam Montgomery (Def. Lineman) vs. S. Carolina
 RB Jeremy Hill (Freshman) vs. South Carolina
 Oct. 20 LB Kevin Minter (Defense) vs. Texas A&M
 Nov. 10 S Craig Loston (Defense) vs. Mississippi State
 Nov. 17 WR Odell Beckham Jr. (Special Teams) vs. Ole Miss
 C P.J. Lonergan (Offensive Lineman) vs. Ole Miss

2013

Aug. 31 OT La'el Collins (Offensive Lineman) vs. TCU
 Sept. 7 WR Odell Beckham Jr. (Special Teams) vs. UAB
 Sept. 14 DT Ego Ferguson (Defense) vs. Kent State
 Sept. 21 RB Jeremy Hill (Offense) vs. Auburn
 Oct. 5 QB Zach Mettenberger (Offense) vs. Mississippi State
 Oct. 12 DE Danielle Hunter (Defensive Lineman) vs. Florida
 Nov. 23 RB Terrence Magee (Offense) vs. Texas A&M

2014

Sept. 27 QB Brandon Harris (Freshman) vs. New Mexico State
 Oct. 11 OG Vadal Alexander (Offensive Lineman) vs. Florida
 RB Leonard Fournette (Freshman) vs. Florida
 Oct. 25 RB Leonard Fournette (Freshman) vs. Ole Miss
 LB Kendell Beckwith (Defense) vs. Ole Miss
 Nov. 27 RB Leonard Fournette (Freshman) vs. Texas A&M


2015

Sept. 12 RB Leonard Fournette (Offense) vs. Mississippi State
 C Ethan Pocic (Offensive Lineman) vs. Mississippi St.
 Sept. 19 RB Leonard Fournette (Offense) vs. Auburn
 OT Vadal Alexander (Offensive Lineman) vs. Auburn
 Sept. 26 RB Leonard Fournette (Offense) vs. Syracuse
 Oct. 10 C Ethan Pocic (Offensive Lineman) vs. South Carolina
 RB Derrius Guice (Freshman) vs. South Carolina
 Oct. 17 OT Vadal Alexander (Offensive Lineman) vs. Florida
 DE Lewis Neal (Defense) vs. Florida
 Nov. 28 LB Deion Jones (Defense) vs. Texas A&M
 DE Arden Key (Freshman) vs. Texas A&M

2016

Sept. 10 DB Tre'Davious White (Special Teams) vs. Jacksonville St.
 Sept. 17 DE Arden Key (Defensive Lineman) vs. Miss. St.
 P Josh Growden (Co-Special Teams) vs. Miss. St.
 Oct. 1 RB Derrius Guice (Offense) vs. Missouri
 C Ethan Pocic (Offensive Lineman) vs. Missouri
 Oct. 22 RB Leonard Fournette (Offense) vs. Ole Miss
 C Ethan Pocic (Offensive Lineman) vs. Ole Miss
 Nov. 5 DE Lewis Neal (Defensive Lineman) vs. Alabama
 Nov. 12 RB Derrius Guice (Offense) vs. Arkansas
 C Ethan Pocic (Offensive Lineman) vs. Arkansas
 Nov. 24 RB Derrius Guice (Offense) vs. Texas A&M

LSU has been the home of some of college football's greatest players. A total of 71 LSU players have earned the distinction of first-team All-America in the 123-year history of the program. Gaynell Tinsley was the first All-American in school history after earning the recognition as an end in 1935. Tommy Casanova, arguably the most versatile player in school history, is LSU's only three-time first-team All-American.



JIMMY TAYLOR

Jimmy Taylor and Billy Cannon were the faces of LSU's successful teams of the 1950s. Taylor, who went on to a legendary pro career with the Green Bay Packers, was the first fullback in LSU history to earn All-America honors. Cannon, now a member of the National Football Foundation College Hall of Fame, was the national player of the year in 1958 and 1959.



BILLY CANNON
1958, 1959



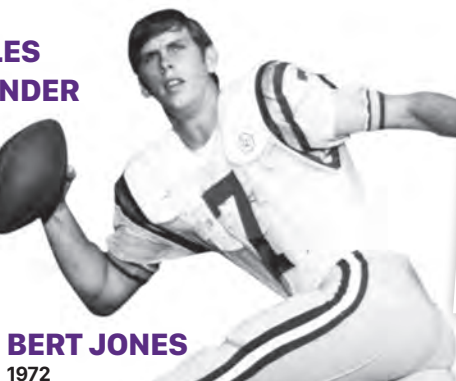
JERRY STOVALL
1962



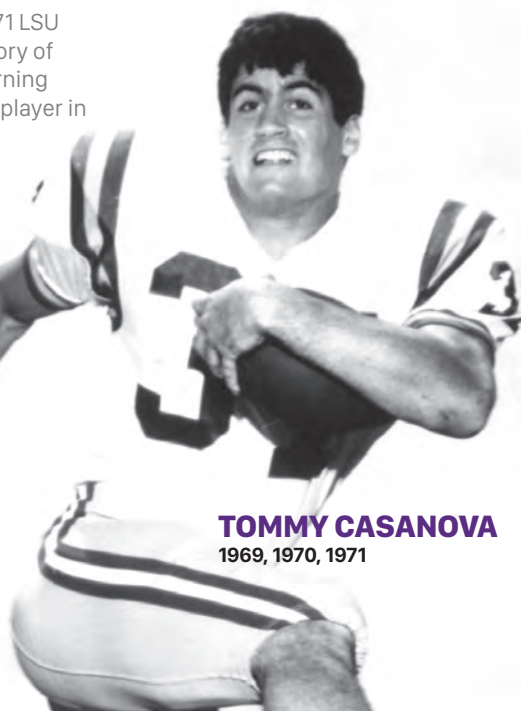
CHARLES ALEXANDER
1977
1978



GAYNELL TINSLEY



BERT JONES
1972



TOMMY CASANOVA
1969, 1970, 1971



WENDELL DAVIS
1986, 1987

QUARTERBACK
Bert Jones, 1972

HALFBACK
Billy Cannon, 1958, 1959
Jerry Stovall, 1962
Charles Alexander, 1977, 1978
Leonard Fournette, 2015

FULLBACK
Jimmy Taylor, 1957

WIDE RECEIVER
Eric Martin, 1983
Wendell Davis, 1986, 1987
Josh Reed, 2001

TIGHT END
Ken Kavanaugh, Sr., 1939
Doug Moreau, 1965
David LaFleur, 1996

OFFENSIVE LINEMEN
Fred Miller, 1962
Billy Truax, 1963
Remi Prudhomme, 1964
George Rice, 1965
Tyler LaFauci, 1973
Robert Dugas, 1978
Lance Smith, 1984
Alan Faneca, 1997
Stephen Peterman, 2003
Herman Johnson, 2008
Will Blackwell, 2011

CENTER
Marvin "Moose" Stewart, 1935, 1936
George Tarasovic, 1951
Max Fugler, 1958
Nacho Albergamo, 1987
Todd McClure, 1998
Ben Wilkerson, 2004
Ethan Pocic, 2016

END
Gaynell "Gus" Tinsley, 1935, 1936 (both sides)

TACKLE
Sid Fournet, 1954 (both sides)

DEFENSIVE LINEMEN
Roy "Moonie" Winston, 1961
John Garlington, 1967
Ronnie Estay, 1971
Anthony McFarland, 1998
Chad Lavalais, 2003
Marcus Spears, 2004
Kyle Williams, 2005
Claude Wroten, 2005
Glenn Dorsey, 2006, 2007
Drake Nevis, 2010
Sam Montgomery, 2011

LINEBACKER
George Bevan, 1969
Mike Anderson, 1970
Warren Capone, 1972, 1973
Albert Richardson, 1982
Michael Brooks, 1985
Bradie James, 2002

Ali Highsmith, 2007
Kevin Minter, 2012

CORNERBACK
Tommy Casanova, 1969, 1970, 1971
Mike Williams, 1974
James Britt, 1982
Corey Webster, 2003, 2004
Patrick Peterson, 2010
Morris Claiborne, 2011
Tyran Mathieu, 2011
Tre Davious White, 2016

SAFETY
Greg Jackson, 1988
LaRon Landry, 2006
Craig Steltz, 2007
Eric Reid, 2012
Jalen Mills, 2015
Jamal Adams, 2016

PUNTER
Chad Kessler, 1997
Brad Wing, 2011

KICKER
Josh Jasper, 2010

RETURN SPECIALIST
Kevin Faulk, 1996
Skyler Green, 2003, 2005
Odell Beckham Jr., 2013

PATRICK PETERSON
2010

Patrick Peterson began a streak of three cornerback All-Americans from LSU in two seasons.



MORRIS CLAIBORNE
2011

ERIC REID
2012

In 2012, Eric Reid became the fifth safety in LSU history to be named a first-team All-American.



GLENN DORSEY
2006, 2007

Glenn Dorsey was a unanimous All-America selection at defensive tackle during the 2007 national



JOSH REED
2001



1935
Gaynell "Gus" Tinsley, end
Marvin "Moose" Stewart, center

1936
Gaynell "Gus" Tinsley, end
Marvin "Moose" Stewart, center

1939
Ken Kavanaugh, Sr., end

1951
George Tarasovic, center

1954
Sid Fournet, tackle

1957
Jimmy Taylor, fullback

1958
Billy Cannon, halfback
Max Fugler, center

1959
Billy Cannon, halfback

1961
Roy "Moonie" Winston, guard

1962
Fred Miller, tackle
Jerry Stovall, halfback

1963
Billy Truax, end

1964
Remi Prudhomme, tackle

1965
Doug Moreau, split end
George Rice, tackle

1967
John Garlington, end

1969
George Bevan, linebacker
Tommy Casanova, cornerback

1970
Tommy Casanova, cornerback
Mike Anderson, linebacker

1971
Tommy Casanova, cornerback
Ronnie Estay, tackle

1972
Bert Jones, quarterback
Warren Capone, linebacker

1973
Warren Capone, linebacker
Tyler LaFauci, guard

1974
Mike Williams, cornerback

1977
Charles Alexander, tailback

1978
Charles Alexander, tailback
Robert Dugas, offensive tackle

1982
James Britt, cornerback
Albert Richardson, linebacker

1983
Eric Martin, split end

1984
Lance Smith, offensive tackle

1985
Michael Brooks, linebacker

1986
Wendell Davis, split end

1987
Wendell Davis, split end
Nacho Albergamo, center

1988
Greg Jackson, safety

1996
Kevin Faulk, all-purpose
David LaFleur, tight end

1997
Alan Faneca, offensive guard
Chad Kessler, punter

1998
Todd McClure, center
Anthony McFarland, noseguard

2001
Josh Reed, wide receiver

2002
Bradie James, linebacker

2003
Stephen Peterman, offensive guard
Chad Lavalais, defensive tackle
Skyler Green, return specialist
Corey Webster, cornerback

2004
Corey Webster, cornerback
Marcus Spears, defensive end
Ben Wilkerson, center

2005
Skyler Green, return specialist
Kyle Williams, defensive tackle
Claude Wroten, defensive tackle

2006
LaRon Landry, free safety
Glenn Dorsey, defensive tackle

2007
Glenn Dorsey, defensive tackle
Ali Highsmith, linebacker
Craig Steltz, safety

2008
Herman Johnson, offensive guard

2010
Patrick Peterson, cornerback
Josh Jasper, placekicker
Drake Nevis, defensive tackle

2011
Will Blackwell, offensive guard
Morris Claiborne, cornerback
Tyrann Mathieu, cornerback
Sam Montgomery, defensive end
Brad Wing, punter

2012
Kevin Minter, linebacker
Eric Reid, safety

2013
Odell Beckham Jr., return specialist

2015
Leonard Fournette, running back
Jalen Mills, safety

2016
Jamal Adams, safety
Ethan Pocic, center
Tre'Davious White, cornerback



KEVIN FAULK
1996

Wendell Davis, Kevin Faulk and Josh Reed all impacted the SEC record books during their careers. Reed holds the league record for single-season receiving yards per game (145.0), while Davis ranks sixth in SEC annals in that category (113.1). Faulk remains the SEC's all-time leader in career all-purpose yards (6,833).



In 2011, Tyrann Mathieu and Morris Claiborne became the first cornerback tandem from the same team to earn Associated Press All-America honors in the same

FIRST-TEAM ALL-AMERICANS

A

Jamal Adams, safety, 2016
 Nacho Albergamo, center, 1987
 Charles Alexander, tailback, 1977, 1978
 Mike Anderson, linebacker, 1970

B

Odell Beckham Jr., return specialist, 2013
 George Bevan, linebacker, 1969
 Will Blackwell, offensive guard, 2011
 James Britt, cornerback, 1982
 Michael Brooks, linebacker, 1985

C

Billy Cannon, halfback, 1958, 1959
 Warren Capone, linebacker, 1972, 1973
 Tommy Casanova, safety, 1969, 1970, 1971
 Morris Claiborne, cornerback, 2011

D

Wendell Davis, split end, 1986, 1987
 Glenn Dorsey, defensive tackle, 2006, 2007
 Robert Dugas, offensive tackle, 1978

E

Ronnie Estay, tackle, 1971

F

Alan Faneca, offensive guard, 1997
 Kevin Faulk, all-purpose, 1996
 Sid Fournet, tackle, 1954
 Leonard Fournette, running back, 2015
 Max Fugler, center, 1958

G

John Garlington, end, 1967
 Skyler Green, return specialist, 2003, 2005

H

Ali Highsmith, linebacker, 2007

J

Greg Jackson, safety, 1988
 Bradie James, linebacker, 2002
 Josh Jasper, place kicker, 2010
 Herman Johnson, offensive guard, 2008
 Bert Jones, quarterback, 1972

K

Ken Kavanaugh Sr., end, 1939
 Chad Kessler, punter, 1997

L

Tyler LaFauci, guard, 1973
 David LaFleur, tight end, 1996
 LaRon Landry, safety, 2006
 Chad Lavalais, defensive tackle, 2003

M

Tyrann Mathieu, cornerback, 2011
 Todd McClure, center, 1998
 Anthony McFarland, noseguard, 1998
 Eric Martin, split end, 1983
 Fred Miller, tackle, 1962
 Jalen Mills, safety, 2015
 Kevin Minter, linebacker, 2012
 Doug Moreau, end, 1965
 Sam Montgomery, defensive end, 2011

N

Drake Nevis, defensive tackle, 2010

P

Patrick Peterson, cornerback, 2010
 Ethan Pocic, center, 2016
 Remi Prudhomme, tackle, 1964
 Stephen Peterman, guard, 2003

R

Josh Reed, wide receiver, 2001
 Eric Reid, safety, 2012
 George Rice, tackle, 1965
 Albert Richardson, linebacker, 1982

S

Lance Smith, offensive tackle, 1984
 Marcus Spears, defensive end, 2004
 Marvin "Moose" Stewart, center, 1935, 1936
 Craig Steltz, safety, 2007
 Jerry Stovall, halfback, 1962

T

George Tarasovic, center, 1951
 Jimmy Taylor, fullback, 1957
 Gaynell "Gus" Tinsley, end, 1935, 1936
 Billy Truax, end, 1963

W

Corey Webster, cornerback, 2003, 2004
 Tre'Davious White, cornerback, 2016
 Ben Wilkerson, center, 2004
 Kyle Williams, defensive tackle, 2005
 Mike Williams, cornerback, 1974
 Brad Wing, punter, 2011
 Roy "Moonie" Winston, guard, 1961
 Claude Wroten, defensive tackle, 2005



KEN KAVANAUGH, SR.

END - 1939
 ASSOCIATED PRESS

A standout receiver for the Tigers from 1937-39, Ken Kavanaugh, Sr., was selected as an All-American by the Associated Press and finished seventh in the Heisman balloting during his senior season. A two-time AP first-team All-SEC selection (1938-39), Kavanaugh was known for scoring all four touchdowns in the Tigers' 28-7 victory over Holy Cross in 1939. He went on to an outstanding professional career with the New York Giants, where he continued with the organization as a scout after his playing career. A superb athlete, Kavanaugh also enjoyed a brief stint in baseball's professional ranks after lettering on the diamond at LSU. His son, Ken, Jr., lettered at LSU from 1969-71 as a receiver on the football team.



GEORGE TARASOVIC

CENTER - 1951
 NATIONAL EDITORIAL ALLIANCE


George Tarasovic was a junior college transfer who, although playing and lettering only one year at LSU, was named both an All-America and All-SEC selection that season. An all-around athlete in high school, Tarasovic's college career was abbreviated because of military service during the Korean War. However, after returning from the service Tarasovic resumed his playing career at the professional level where he saw over a dozen years of action in the NFL and AFL.



SID FOURNET

TACKLE - 1954

ASSOCIATED PRESS, UPI, LOOK, FOOTBALL WRITERS ASSOCIATION OF AMERICA, NATIONAL EDITORIAL ALLIANCE, WILLIAMSON, INS
 An extremely durable performer, Sid Fournet played guard and tackle on both sides of the ball. Earning All-America distinction in 1954, Fournet was credited with seeing action in 83 percent of the Tigers' total plays that season. Also a two-time first-team All-SEC selection, he was honored by both AP and UPI in 1953 and 1954.



JIMMY TAYLOR

FULLBACK - 1957
 FOOTBALL WRITERS ASSOCIATION OF AMERICA-LOOK

Viewed as one of the most complete football players to have ever played the game, Jimmy Taylor was named a All-American by the Football Writers Association of America-Look in 1957. Voted the MVP of the 1958 Senior Bowl, he went on to a legendary pro career with the Green Bay Packers (1958-66) and New Orleans Saints (1967) and was later inducted into the Pro Football Hall of Fame in 1976. Taylor is also a member of the Louisiana Sports Hall of Fame and the LSU Athletics Hall of Fame.



BILLY CANNON

HALFBACK - 1958, 1959
 1959 HEISMAN TROPHY

ASSOCIATED PRESS (1958-59), UPI (1958-59), NATIONAL EDITORIAL ALLIANCE (1958-59), CENTRAL PRESS (1958-59), AMERICAN FOOTBALL COACHES ASSOCIATION (1958-59), THE SPORTING NEWS (1958-59), FOOTBALL WRITERS ASSOCIATION OF AMERICA-LOOK (1958-59), NEW YORK DAILY NEWS (1958-59), NBC (1958-59), TIME (1958), LEAHEY (1958), HEARST (1959).

The greatest football player ever to don the Purple and Gold, Billy Cannon was awarded the Heisman Trophy in 1959. He was given virtually every honor that could be bestowed on an individual, including All-America accolades in 1958 and 1959. Cannon was considered almost as valuable on defense as he was on offense. His 89-yard punt return in 1959 against Ole Miss has become a gridiron legend, but few remember that he and Warren Rabb stuffed Ole Miss at the goal line of a fourth and inches to preserve the dramatic 7-3 victory. A three-year letterwinner for the Tigers (1957-59), he was also a two-time first-team All-SEC selection (1958-59).



MAX FUGLER

CENTER - 1958
 FOOTBALL WRITERS ASSOCIATION OF AMERICA-LOOK, NBC

A bulwark for the White Team, Max Fugler was instrumental in the Tigers' 1958 national championship run. Named an All-American by the Football Writers Association of America-Look and NBC that same year, he was heralded as an outstanding blocker on offense and incomparable down lineman on defense. His defensive work was exemplified by the number of goal line and fourth down stands the Tigers had during the glory years of 1958 and 1959. He was also named a first-team All-SEC selection by UPI in 1958.



ROY (MOONIE) WINSTON

GUARD - 1961
 ASSOCIATED PRESS, UPI, NATIONAL EDITORIAL ALLIANCE, CENTRAL PRESS, FOOTBALL WRITERS ASSOCIATION OF AMERICA LOOK, KODAK/AMERICAN FOOTBALL COACHES ASSOCIATION, NEW YORK DAILY NEWS, THE SPORTING NEWS, TIME

A 1961 All-America selection at guard, Roy (Moonie) Winston excelled on defense with a strong initial charge, plus speed and agility. Soft-spoken, Winston was a born leader that was elected by his teammates as the Tigers' team captain in 1961.

Winston also earned first-team All-SEC honors from the AP and UPI that same year. In addition, he played on LSU's SEC champion baseball team in the early 1960's before enjoying a brilliant NFL career in Minnesota.



GAYNELL (GUS) TINSLEY

END - 1935, 1936
 ASSOCIATED PRESS

The Tigers' first consensus All-American, Gaynell (Gus) Tinsley was a unanimous selection in both 1935 and 1936. He played both ways as an end and led LSU to two SEC titles and three Sugar Bowl appearances. After earning three letters with the Tigers from 1934-36, he went on to a successful NFL career where he was twice named an All-Pro selection while playing for the Chicago Cardinals. Tinsley later returned to LSU where he served as the Tigers' head coach from 1948-54.

During the 1949 season he led LSU to an 8-2-0 season that included wins over the Southern, Southeastern and Southwest Conference champions and a Sugar Bowl tilt versus Oklahoma. He was a charter member of the LSU Athletics Hall of Fame.



MARVIN (MOOSE) STEWART

CENTER - 1935, 1936
 HELMS FOUNDATION

A three-year letterwinner for the Tigers (1934-36), Marvin (Moose) Stewart was selected to the Helms Foundation All-American team in 1935. Later named an All-SEC selection by the Associated Press in 1936, he helped the Tigers to back-to-back SEC titles in 1935 and 1936. Stewart was a charter member of the LSU Athletics Hall of Fame.



FRED MILLER

TACKLE - 1962
ALL AMERICA ORGANIZATION

A stellar lineman for the great LSU teams of the early 1960s, Fred Miller originally signed with Tulane after finishing at Homer High School, but he found out he was one English credit short, so he was bound for Texas A&M until Paul Dietzel sold his family on LSU. He played alongside Moonie Winston in 1961 and was a blocker for Heisman runner-up Jerry Stovall in 1962. In his three seasons, LSU played in two bowls, the Orange (25-7 over Colorado) and Cotton (13-0 over Texas). He was

drafted by the Colts and later earned All-Pro honors. He is a member of LSU's Modern Day Team of the Century.



JERRY STOVALL

HALFBACK - 1962
ASSOCIATED PRESS, UPI, NATIONAL EDITORIAL ALLIANCE, CENTRAL PRESS, FOOTBALL WRITERS ASSOCIATION OF AMERICA LOOK, KODAK/AMERICAN FOOTBALL COACHES ASSOCIATION, NEW YORK DAILY NEWS, THE SPORTING NEWS, TIME, CBS

Ironically, Jerry Stovall was the last recruit signed by LSU after he graduated from high school. Once with the Tigers he earned All-America accolades and finished second in the 1962 Heisman Trophy balloting. Also a two-time All-SEC selection, Stovall went on to play nine seasons with the St. Louis Cardinals before becoming

an assistant coach at South Carolina. He later returned to LSU as assistant coach and was named head coach after the tragic death of Bo Rein in 1980. He took LSU to the 1983 Orange Bowl and was named National Coach of the Year by the Walter Camp Football Foundation after the 1982 season.



BILLY TRUAX

END - 1963
FOOTBALL NEWS

Billy Truax was an excellent blocker, but LSU's offense in that era was geared towards the run and, consequently, his talents as a pass receiver were never exploited. Football News honored him as an All-American in 1963, the same year the UPI recognized him as a first-team all-conference honoree. Truax's son, Chris, was an offensive lineman at LSU from 1988-91.



REMI PRUDHOMME

TACKLE - 1964
NATIONAL EDITORIAL ALLIANCE, NEW YORK DAILY NEWS, FOOTBALL NEWS

A stalwart of the Chinese Bandits, Remi Prudhomme was an unusually strong player. His size and weight made him unique and his aggressive temperament was ideal for the role in which he was cast. Named a 1964 All-American by the National Editorial Alliance, the New York Daily News and the Football News, he also garnered all-conference honors from the UPI. Prudhomme went on to a brilliant pro career with the Buffalo Bills, Kansas City Chiefs and New Orleans Saints.



DOUG MOREAU

SPLIT END - 1965
FOOTBALL NEWS

Doug Moreau's pass-catching ability was heralded, but his place kicking had to be recognized. In his junior season, his talented toe was responsible for the first two victories of the year, a 9-6 win over the Texas Aggies and 3-0 victory against Rice. The AP named him a first-team All-SEC pick in 1964 before he earned All-America honors with the Football News in 1965. Moreau went on to play professional ball with the Miami Dolphins, earned a law degree and served as a district judge in Baton Rouge. He currently serves as the color analyst for the LSU Sports Radio Network.



GEORGE RICE

TACKLE - 1965
TIME, THE SPORTING NEWS

A local lad, George Rice's prowess in high school overlapped three sports: football, basketball and track. Extremely powerful, his specialty in track was the shot put. On the gridiron he was a devastating blocker and tackler who played in three bowl games during his career. Rice was named a first-team All-SEC selection by UPI in 1964 and an All-American by Time and The Sporting News a year later. He participated in the Hula Bowl and went on to a long, successful career in the NFL before returning to LSU as a graduate assistant.



JOHN GARLINGTON

END - 1967
KODAK/AMERICAN FOOTBALL COACHES ASSOCIATION

An incredible athlete whose talents typified his play and teamwork, John Garlington had excellent speed and lateral pursuit. Opponents were timid when it came to attacking his side of the defensive line. Even with his size, he was a speed merchant. In the 1966 Rice encounter, Garlington picked off an errant pass and returned it 42 yards for a touchdown. A 1967 Kodak/AFCA All-American, he was also a two-time first-team All-SEC selection (1966 and 1967).



GEORGE BEVAN

LINEBACKER - 1969
FOOTBALL WRITERS ASSOCIATION OF AMERICA-LOOK, KODAK/AMERICAN FOOTBALL COACHES ASSOCIATION

Possibly the finest all-around linebacker ever to play at LSU, George Bevan's size had absolutely nothing to do with his desire, competitiveness, leadership and commitment. In the first game of his junior year, he injured his Achilles tendon to such an extent that he underwent several surgeries and spent 32 months on crutches. There was little hope he would ever play football again, but by the summer of 1969, his determination had earned him a starting role. Although Bevan

had many notable moments, his blocked extra point against Auburn in the classic 21-20 victory by LSU had to be his crowning achievement. He was named both an All-America and All-SEC (AP and UPI) selection in 1969. Bevan earned his law degree from LSU.



TOMMY CASANOVA

CORNERBACK - 1969, 1970, 1971
ASSOCIATED PRESS (1969-70), KODAK/AMERICAN FOOTBALL COACHES ASSOCIATION (1969-70), UPI (1971), CENTRAL PRESS (1971), FOOTBALL WRITERS ASSOCIATION OF AMERICA (1971), WALTER CAMP (1971), FOOTBALL NEWS (1971), TIME (1971)

Versatility personified might be the best description of the myriad talents of Tommy Casanova. During his three-year LSU career, he played offense and defense, returned punts and kickoffs, and did everything except handle the water cart. A fearless competitor, he led the team by example through three brilliant seasons and

entered immortality as a result of his actions, both on and off the field. A three-time All-American, Casanova is one of just six three-time All-SEC performers in LSU history (1969-70-71). Following his collegiate career, Casanova played several seasons with the Cincinnati Bengals while pursuing his medical degree. He is now is an ophthalmologist in his hometown of Crowley, La.



MIKE ANDERSON

LINEBACKER - 1970
ASSOCIATED PRESS, UPI, CENTRAL PRESS, FOOTBALL WRITERS ASSOCIATION OF AMERICA-LOOK, KODAK/AMERICAN FOOTBALL COACHES ASSOCIATION, FOOTBALL NEWS, TIME

Mike Anderson started every game during his three years as a linebacker at LSU. In fact, he was the second of three straight All-America linebackers produced by the Tigers: George Bevan in 1969; Anderson in 1970; and Warren Capone in 1973. Anderson was noted for one great play -- at Auburn in 1970, LSU was leading


17-9, the Plainsmen had the ball, fourth and one inch and 6-2, 225-pound fullback Wallace Clark drove for the TD. Anderson met him head-on short of pay dirt and his feat became that of which legends are made. Named an All-American in 1970, he was also recognized as a first-team All-SEC pick by the AP and UPI that same year.



RONNIE ESTAY

TACKLE - 1971
KODAK/AMERICAN FOOTBALL COACHES ASSOCIATION

One of the quickest defensive linemen ever to play at LSU, Ronnie Estay, a true Cajun, anchored a defense that allowed the fewest yards in the nation. During his junior year, he tackled both quarterbacks Pat Sullivan of Auburn and Archie Manning of Ole Miss for safeties. In 1971, he was recognized as a Kodak/AFCA All-American as well as a first-team All-SEC selection by the AP and UPI.



BERT JONES

QUARTERBACK - 1972
UPI, NATIONAL EDITORIAL ALLIANCE, KODAK/AMERICAN FOOTBALL COACHES ASSOCIATION, TIME, THE SPORTING NEWS

Bert Jones possessed as strong an arm as any quarterback in college history. He finished fourth in the balloting for the 1972 Heisman Trophy, won an SEC title as a sophomore and played in three bowl games while compiling a 26-6-1 career mark. He started only two games prior to the next-to-last game of his junior season, but started every one after that. Jones' most notable feats came against Notre Dame in

1971 (28-8), and Ole Miss in 1972 when, with time expired, he threw a touchdown pass to Brad Davis for the 17-16 LSU victory. A 1972 All-American and first-team All-SEC selection, he was the first pick in the 1973 NFL Draft by the Baltimore Colts.



WARREN CAPONE

LINEBACKER - 1972, 1973
FOOTBALL WRITERS ASSOCIATION OF AMERICA (1972-73), KODAK/AMERICAN FOOTBALL COACHES ASSOCIATION (1973)

Warren Capone was another in the long line of Baton Rouge natives who starred at LSU. He played in the Sun, Bluebonnet and Orange Bowls during his years as a starting linebacker. For his efforts, he was named an All-American in 1972 and 1973 as well as first-team All-SEC by the AP in 1972 and both the AP and UPI in 1973. Capone played for Birmingham in the World Football League and the Dallas Cowboys in the Super Bowl. He is the past president of the National "L" Club.



TYLER LAFAUCI

GUARD - 1973

ASSOCIATED PRESS, NATIONAL EDITORIAL ALLIANCE, WALTER CAMP

During Tyler LaFauci's three-year career, LSU compiled a 27-8-1 mark and participated in three bowl games: Sun, Bluebonnet and Orange. His lack of height didn't inhibit his determination and competitiveness as he excelled both as a pass blocker and a pulling blocker. A 1973 All-American, he was also a first-team All-SEC pick as voted on by the AP and UPI that year. Also a brilliant student, LaFauci went on to postgraduate work and earned a physical therapist degree, a profession he practices in Baton Rouge.



MIKE WILLIAMS

CORNERBACK - 1974

KODAK/AMERICAN FOOTBALL COACHES ASSOCIATION, THE SPORTING NEWS, TIME

Feisty, aggressive, determined and unyielding; those were the adjectives that best described the play of Mike Williams. Named Sports Illustrated's Back-of-the-Week for his play against Kentucky in 1973, he was also named an All-American by Kodak/AFC, The Sporting News and Time during the 1974 season.



CHARLES ALEXANDER

TAILBACK - 1977, 1978

UPI (1977), KODAK/AMERICAN FOOTBALL COACHES ASSOCIATION (1977-78), FOOTBALL WRITERS ASSOCIATION OF AMERICA (1977-78), WALTER CAMP (1977-78), THE SPORTING NEWS (1978), NATIONAL EDITORIAL ALLIANCE (1978)

At the end of a stellar career that included a pair of All-America and All-SEC (AP and UPI) honors, Charles Alexander's name sat atop nine SEC categories, tied for another conference mark and topped 27 LSU records. In two bowl games, he was responsible for 330 yards. Alexander still holds the school records for most rushes

in a game (43), most yards in a season (1686) and most yards gained per game in a season (153.3). He was drafted in the first round by Cincinnati and played in the Super Bowl. Alexander was selected to the College Football Hall of Fame in 2012.



ROBERT DUGAS

OFFENSIVE TACKLE - 1978

FOOTBALL NEWS

Suffice it to say, Robert Dugas' academic prowess surpassed his athletic ability, which was considerable. He was a member of the self-named "Root Hogs" which cleared the way for many of Charles Alexander's record setting performances. Dugas was named to the Football News' All-America team in 1978, the CoSIDA Academic All-America Team in 1977 and to All-SEC teams both in 1977 and 1978.



JAMES BRITT

CORNERBACK - 1982

NATIONAL EDITORIAL ALLIANCE

After three seasons, James Britt appeared ready to blossom. But in the second game of the 1981 season against Notre Dame, he intercepted a pass to set up a field goal, and a few minutes later, a broken arm ended his year. He went on to have an outstanding senior season in 1982 that was capped with All-America honors from the National Editorial Alliance. Britt was a second-round pick by the Atlanta Falcons and played there several years before entering a successful business career in the Georgia capital. Named an Academic All-American by CoSIDA in 1982, he was also a first-team All-SEC pick by the AP in 1982.



ALBERT RICHARDSON

LINEBACKER - 1982

FOOTBALL NEWS

Albert Richardson still holds the LSU records for most tackles in a game (21 vs. South Carolina, 1982) and a career (952) and for 21 years, he also held LSU's single-season record for tackles (150, 1981). Named an All-American by the Football News in 1982, Richardson was also selected as a first-team All-SEC performer by the AP and UPI that same year. His genes fitted him for a role in football as his father, Albert, Sr., was a Baton Rouge High School assistant coach.



ERIC MARTIN

SPLIT END - 1983

THE SPORTING NEWS

A converted running back, Eric Martin compiled a brilliant record during his four years in varsity competition. At one time he was the school record holder in season (52) and career (105) receptions, yards in a single game (209) and most yards in a season (1,064). As a freshman, he was second in the nation in kickoff returns, a total that included a 100-yarder for a touchdown against Kentucky. A 1983 Sporting News All-American, he was also a two-time first-team All-SEC selection. He was inducted into the Louisiana Sports Hall of Fame in 2006.



LANCE SMITH

OFFENSIVE TACKLE - 1984

UPI, KODAK/AMERICAN FOOTBALL COACHES ASSOCIATION, FOOTBALL NEWS

Lance Smith's size and quickness ideally suited him as he was named to the SEC All-Freshman team. Smith matured both physically and emotionally during his first two years in Tigertown and was strong as a bull by the time his junior season came around. He earned All-America honors from UPI, Kodak/AFC and Football News in 1984, in addition to first-team All-SEC honors from the AP and UPI. Later, a third round choice by Phoenix, Smith quickly earned a starting role with the Cardinals.



MICHAEL BROOKS

LINEBACKER - 1985

ASSOCIATED PRESS, SCRIPPS-HOWARD NEWS SERVICE

Michael Brooks stepped in from the very first game and showed his potential. His impressive play on the field earned him All-America honors as a junior and it was thought he would be a cinch to become one of the few two-time All-Americans in LSU history. But a knee injury in the Florida game sidelined Brooks for the remainder of the season. He was named first-team All-SEC in 1985 by the AP, UPI and SEC Coaches. The Denver Broncos drafted him in the third round.



WENDELL DAVIS

SPLIT END - 1986, 1987

FOOTBALL WRITERS ASSOCIATION OF AMERICA (1986-87), THE SPORTING NEWS (1986-87), WASHINGTON POST (1986), COLLEGE AND PRO FOOTBALL NEWSWEEKLY (1986), UPI (1987), KODAK/AMERICAN FOOTBALL COACHES ASSOCIATION (1987), FOOTBALL NEWS (1987), SCRIPPS-HOWARD NEWS SERVICE (1987)

One of the most prolific receivers in LSU history, two-time All-American Wendell Davis had 100 or more receiving yards in 12 games during his career. He finished his career with a then SEC record 2,708 yards receiving, a mark that still ranks

second in LSU history and 17th in SEC history. Davis also still ranks among the top 15 in the SEC in single season receiving yards (1,244), single season receptions (80) and career receptions (183). He was also named a first-team All-SEC pick by the AP, UPI and SEC Coaches in 1987 and 1988 and was later drafted by the Chicago Bears.



NACHO ALBERGAMO

CENTER - 1987

ASSOCIATED PRESS, UPI, WALTER CAMP, KODAK/AMERICAN FOOTBALL COACHES ASSOCIATION, FOOTBALL WRITERS ASSOCIATION OF AMERICA, THE SPORTING NEWS, FOOTBALL NEWS, SCRIPPS-HOWARD NEWS SERVICE

Nacho Albergamo was LSU's most decorated player in 1987. Along with guard Eric Andolsek, they comprised LSU's "A" team which anchored the fearsome Tiger offensive line that helped pave the way to a school record 4,843 offensive yards.

Also a quality student, Albergamo was named the 1987 Toyota Leader of the Year and was one of 11 recipients of the 1987 National Football Foundation and Hall of Fame Scholar-Athlete awards. He was twice named an Academic All-American by CoSIDA (1986 and 1987). Also a member of Omicron Delta Kappa leadership fraternity, he maintained a near 3.5 GPA in pre-med/zoology and attended LSU Medical School. Albergamo was also named a first-team All-SEC selection by the AP, UPI and SEC Coaches in 1987. He is currently a doctor of internal medicine in Baton Rouge.



GREG JACKSON

SAFETY - 1988

GANNETT NEWS SERVICE

Greg Jackson led the nation in interception return yardage in 1988 after tying the NCAA record with a 100-yard return versus Mississippi State and later adding a 71-yard return for a TD against Tulane. Jackson's 219 interception return yards for the season have only ever been exceeded once in SEC history, by Mississippi's Joe Brodsky's 244 yards in 1956. He also returned punts for LSU, taking back 11 for 99 yards in 1988. Named first-team All-SEC by the AP and SEC Coaches, he was later drafted by the New York Giants.



KEVIN FAULK

ALL-PURPOSE - 1996

ASSOCIATED PRESS

LSU's all-time leading rusher and a three-time All-SEC choice, Kevin Faulk led the SEC in all-purpose yards and ranked No. 2 in the league in rushing as a sophomore. Named an AP All-American as an all-purpose player that year, his 246 yards in the season opener against Houston set an LSU single-game record. Faulk was a consensus All-SEC choice in 1996, 1997 and 1998, and the SEC Freshman Offensive Player of the Year in 1995. He led the SEC in rushing during both his junior and senior seasons and also topped the league in scoring as a senior. He

was selected by the New England Patriots in the 1999 NFL draft and was a member of their 2002, 2004 and 2005 Super Bowl Champion teams.



DAVID LAFLEUR

TIGHT END - 1996
WALTER CAMP

An imposing figure who was both a punishing blocker and a fine pass catcher, David LaFleur helped lead a resurgence of LSU football in the 1990s. The Tigers' receptions leader as a senior in 1996, he earned All-America honors from the Walter Camp Foundation that same year and was named All-SEC during both his sophomore and senior seasons. He finished his career with 71 catches for 881 yards and five touchdowns, but he was also instrumental in LSU's place as the top rushing team in the SEC in 1996 because of his blocking abilities. Following his graduation from LSU, he was chosen in the first round of the NFL draft by the Dallas Cowboys.

graduation from LSU, he was chosen in the first round of the NFL draft by the Dallas Cowboys.



ALAN FANECA

OFFENSIVE GUARD - 1997
ASSOCIATED PRESS, FOOTBALL WRITERS ASSOCIATION OF AMERICA, WALTER CAMP, THE FOOTBALL NEWS, THE SPORTING NEWS

A dominating run blocker, Alan Faneca was the first Outland Trophy finalist in LSU history and LSU's first winner of the Jacobs Trophy (given to the best blocker in the SEC) since 1978. Faneca, a 1997 All-America selection, anchored a heralded offensive line that helped pace LSU to SEC rushing titles in 1996 and 1997. Following his junior season, Faneca chose to enter the NFL draft where he was selected in the first round by Pittsburgh and went on to win the 2007 Super Bowl with the Steelers. He retired from the NFL following the 2010 season.

with the Steelers. He retired from the NFL following the 2010 season.



CHAD KESSLER

PUNTER - 1997
ASSOCIATED PRESS, AMERICAN FOOTBALL COACHES ASSOCIATION, THE FOOTBALL NEWS, WALTER CAMP, THE SPORTING NEWS

Chad Kessler became the first player in college football history to average over 50.0 yards per punt for a full season. He was an All-SEC choice his sophomore year and, after an average junior season, he exploded onto the national scene as the country's top punter. An excellent student, he finished his career with a 3.91 GPA and was named a first-team Academic All-American. Kessler signed a free agent contract with Tampa Bay out of LSU and then decided to pursue a career in medicine. He is now a doctor of Otolaryngology in Charlotte, N.C.

medicine. He is now a doctor of Otolaryngology in Charlotte, N.C.



TODD MCCLURE

CENTER - 1998
AMERICAN FOOTBALL COACHES ASSOCIATION

An All-American and two-time All-SEC center, Todd McClure also served as LSU's offensive team captain. LSU rolled to a 25-12 record with McClure as the starting center, a role he assumed beginning midway through his freshman year. He played an integral role in LSU's team rushing in 1996 and 1997. McClure was selected by the Atlanta Falcons in the 1999 NFL Draft.

the Atlanta Falcons in the 1999 NFL Draft.



ANTHONY MCFARLAND

NOSEGUARD - 1998
ASSOCIATED PRESS, THE FOOTBALL NEWS

One of LSU's most outstanding and colorful linemen in 1998, Anthony McFarland earned All-America honors from the Associated Press and Football News that year. A four-year starter and a defensive co-captain as a senior, he finished his career ranked sixth in LSU history in quarterback sacks with 17. He was a first-team All-SEC pick as a senior, a second-team selection as a sophomore, the Defensive MVP of the 1996 Peach Bowl and the 1995 SEC Freshman Co-Defensive Player of

the Year. McFarland was drafted as the 15th overall pick in the 1999 NFL Draft by Tampa Bay and won two Super Bowl rings - one with the Buccaneers and one with the Indianapolis Colts.



JOSH REED

WIDE RECEIVER - 2001
WALTER CAMP, ASSOCIATED PRESS, FOOTBALL WRITER'S ASSOCIATION, AMERICAN FOOTBALL COACHES ASSOCIATION, THE SPORTING NEWS, ABC SPORTS ONLINE, SPORTSILLUSTRATED.COM

Josh Reed re-wrote both the LSU and SEC record books in 2001 as he caught a school-record 94 passes for an SEC-record 1,740 yards on his way to becoming a consensus first-team All-American. Reed led the nation in both receiving yards and yards per game. Reed, who won the Biletnikoff Award as a junior in 2001, wrapped up his career as the SEC's all-time leader in receiving yards. In his final game in an

LSU uniform, Reed set Sugar Bowl records with 14 receptions for 239 yards and a pair of touchdowns in the Tigers' 47-34 victory over Illinois. Reed capped his career by setting 17 school, SEC or Sugar Bowl records as a junior. He was drafted by the Buffalo Bills in the second round.



BRADIE JAMES

LINEBACKER - 2002
AMERICAN FOOTBALL COACHES ASSOCIATION, THE SPORTING NEWS, CBS SPORTSLINE

Bradie James capped his career as one of the most outstanding student-athletes in LSU football history. As a senior in 2002, James earned first-team All-America honors and was named a National Scholar-Athlete by the National Football Foundation. He finished his career ranked second in LSU history with 418 tackles, which included a school-record 154 in 2002. James earned first-team All-SEC honors twice and was also named the Defensive MVP of the 2000 Peach Bowl. He was drafted by the Dallas Cowboys in the fourth round.



STEPHEN PETERMAN

OFFENSIVE GUARD - 2003
SPORTSILLUSTRATED.COM, ESPN.COM, THE SPORTING NEWS

One of the nation's top offensive linemen as a senior in 2003, Stephen Peterman put the finishing touches on his LSU career by being selected a first-team All-American by three publications - SportsIllustrated.com, ESPN.com and The Sporting News. A three-year starter on the offensive line, Peterman played in 48 games, including 29 starts. In a season that culminated with LSU winning the national title, Peterman allowed only one sack while being whistled for just nine penalties in all of 2003. He was drafted in the third round by the Dallas Cowboys.



CHAD LAVALAIS

DEFENSIVE TACKLE - 2003
WALTER CAMP, ASSOCIATED PRESS, FOOTBALL WRITER'S ASSOCIATION OF AMERICA, SPORTSILLUSTRATED.COM, ESPN.COM, THE SPORTING NEWS

The anchor on the LSU defense in 2003, Chad Lavalais was the driving defensive force behind the Tigers' run to the 2003 BCS National Championship. Lavalais, a finalist for both the Nagurski and Outland Awards, earned first-team All-America honors from six publications, while also being named the SEC's Defensive Player of the Year by the league's coaches. Lavalais earned National Defensive Player of the Year honors from The Sporting News after leading an LSU defense that ranked

first in the country in scoring and total defense. He went on to be drafted in the fifth round by the Atlanta Falcons.



SKYLER GREEN

RETURN SPECIALIST - 2003, 2005
SPORTSILLUSTRATED.COM, ESPN.COM (2003), RIVALS.COM (2005)

The first punt Skyler Green returned in college resulted in a 62-yard touchdown against Arizona in week two of the 2003 season. By the time Green's career had come to an end, he had set an LSU record by returning four punts for touchdowns on his way to earning first-team All-America honors in both 2003 and 2005. Green led the nation in punt returns as a sophomore in 2003 with an 18.5 average. For his career, Green finished first in LSU history in punts returned for a TD (4) and second in punt return yards (1,064). He was drafted in the fourth round by the Dallas Cowboys.



COREY WEBSTER

CORNERBACK - 2003, 2004
AMERICAN FOOTBALL COACHES ASSOCIATION (2003-04), THE SPORTING NEWS (2004)

One of the nation's top cover cornerbacks as a junior and senior, Corey Webster became LSU's first two-time first-team All-American since Wendell Davis in 1986-87. Webster capped his career in 2004 by earning first-team All-America honors from the American Football Coaches Association and The Sporting News. As a senior, Webster recorded 33 tackles and two interceptions for the nation's No. 3 rated defense. Originally signed as a wide receiver, Webster played his first season

with the Tigers on offense before making the switch to the secondary prior to his sophomore season. Webster tied an LSU single game record with three interceptions against Florida in 2002 and he holds the school record in passes defended with 49. He was drafted in the second round by the New York Giants and has won two Super Bowl rings.



MARCUS SPEARS

DEFENSIVE END - 2004
WALTER CAMP, ASSOCIATED PRESS, AMERICAN FOOTBALL COACHES ASSOCIATION

Marcus Spears capped his LSU career in grand fashion, earning first-team All-America honors from the Walter Camp Foundation, the Associated Press and the American Football Coaches Association in 2004. As a senior, Spears led a Tiger defense that ranked No. 3 in the nation with 17 tackles for losses and nine sacks. He also recorded 49 tackles for LSU in 2004 and returned an interception 35 yards for a touchdown. Spears' LSU career concluded with 19 sacks, which ranks fifth in school history, and 34.5 tackles for loss, which ranks seventh at the school. He was the 20th overall pick by the Dallas Cowboys.



BEN WILKERSON

CENTER - 2004
AMERICAN FOOTBALL COACHES ASSOCIATION, THE SPORTING NEWS

A starter at center for the best four-year stretch in school history, Ben Wilkerson capped his career with the Tigers by earning first-team All-America honors in 2004 from both the American Football Coaches Association and The Sporting News. In addition to his All-America honors, Wilkerson was also named the co-recipient of the Rimington Trophy, which is presented annually to the top center in college football. Wilkerson did all of this as a senior despite having his final season with

the Tigers cut short due to a knee injury. In four years with the Tigers, Wilkerson was a mainstay on the offensive line, helping LSU to a 33-8 mark in his 41 career starts at center.



KYLE WILLIAMS

DEFENSIVE TACKLE - 2005
RIVALDS.COM

The anchor on the LSU defensive line as a senior in 2005, Kyle Williams earned first-team All-America honors from Rivals.com. In 2005, Williams recorded 61 tackles, 7.5 tackles for losses and 4.5 sacks. He also had 21 QB hurries and batted down five passes at the line of scrimmage. He was drafted in the fifth round by the Buffalo Bills.



CLAUDE WROTEN

DEFENSIVE TACKLE - 2005
COLLEGEFOOTBALLNEWS.COM

Considered one of the most dominant defensive linemen in college football in 2005, Claude Wroten teamed with fellow defensive tackle Kyle Williams to give LSU a pair of All-America defensive tackles. Wroten capped his senior year with 49 tackles and a team-best 10.5 tackles for loss. He was a third round pick of the St. Louis Rams in the NFL Draft.



LARON LANDRY

FREE SAFETY - 2006
ASSOCIATED PRESS, AMERICAN FOOTBALL COACHES ASSOCIATION

Considered one of the best defensive backs in all of college football in 2006, LaRon Landry became LSU's then-highest drafted defensive player in school history when he was selected as the No. 6 overall pick in the 2007 NFL Draft. A four-year starter that capped his career with 48 consecutive starts, Landry was named a first-team All-American and a semifinalist for the Thorpe Award during his senior season. Landry finished his LSU career ranked No. 2 in school history in passes broken up and tied for No. 3 in interceptions with 40 and 12, respectively.



GLENN DORSEY

DEFENSIVE TACKLE - 2006, 2007
ASSOCIATED PRESS (2006, 2007), AMERICAN FOOTBALL COACHES ASSOCIATION (2006, 2007) CBSSPORTSLINE.COM (2006, 2007), SPORTSILLUSTRATED.COM (2006, 2007), RIVALDS.COM (2006), WALTER CAMP (2007), ESPN.COM (2007), THE SPORTING NEWS (2007), FOOTBALL WRITERS ASSOCIATION OF AMERICA (2007)

Glenn Dorsey capped his career as the most decorated defender in school history, earning numerous national awards and All-America honors as both a junior and senior before becoming the highest drafted defensive player in school history as


the fifth pick of the 2008 NFL Draft by the Kansas City Chiefs. A consensus All-American in 2007, Dorsey anchored an LSU defense that rated No. 3 nationally in yards allowed in both 2006 and 2007. Dorsey was also named the winner of the Outland, Nagurski, Lombardi and Lott Awards following his senior season in 2007. Dorsey led the Tigers to the 2007 national title.



ALI HIGHSMITH

LINEBACKER - 2007
CBSSPORTSLINE.COM

A three-year starter, Ali Highsmith earned first-team All-America honors from CBSsportsline.com following his senior season in 2007. Highsmith played a key role for an LSU defense that ranked among the top 10 in the nation in total defense, pass defense and turnovers gained. For the year, Highsmith recorded 101 tackles and 9.0 tackles for loss.



CRAIG STELTZ

SAFETY - 2007
ASSOCIATED PRESS, WALTER CAMP, FOOTBALL WRITERS ASSOCIATION OF AMERICA, CBSSPORTSLINE.COM, SI.COM, RIVALDS.COM

Craig Steltz made the most of his first full season as a starter at safety, earning numerous All-America honors as well as being named one of three finalists for the Thorpe Award in 2007. Steltz tied an LSU record with three interceptions against Mississippi State in 2007. Steltz went on to lead the Tigers with 101 tackles and his six interceptions ranked first in the SEC. He was a fourth-round draft pick of the Chicago Bears.



HERMAN JOHNSON

OFFENSIVE LINE - 2008
ASSOCIATED PRESS

Herman Johnson capped his career at LSU by being named a first team All-America by the Associated Press following his senior season in 2009. As a senior, Johnson started all 13 games at left guard for the Tigers as he helped anchor an offensive line that blocked for 1,000-yard rusher Charles Scott. Johnson played a total of 889 snaps from scrimmage and finished second on the team with 62 knockdowns.



PATRICK PETERSON

CORNERBACK - 2010
ASSOCIATED PRESS (2010), AMERICAN FOOTBALL COACHES ASSOCIATION (2010), FOOTBALL WRITERS ASSOCIATION OF AMERICA (2010), SPORTING NEWS (2010), WALTER CAMP (2010), CBSSPORTS.COM (2010), SI.COM (2010)

The most decorated defensive back in school history, Patrick Peterson was a consensus All-America as a junior for the Tigers in 2010. Peterson, who also won both the Thorpe and Bednarik Awards, led an LSU defense that ranked among the top 10 nationally in four categories. Peterson was also a special teams standout, earning SEC Player of the Year honors for his return ability. Peterson, who helped the Tigers to an 11-2 overall mark and a Cotton Bowl victory in 2010, was picked fifth overall in the 2011 NFL Draft by the Arizona Cardinals.



JOSH JASPER

PLACEKICKER - 2010
FOOTBALL WRITERS ASSOCIATION OF AMERICA (2010), SPORTING NEWS (2010)

The first consensus All-America placekicker in school history, Josh Jasper led the nation in field goals with 28 as a senior in 2010. Jasper set the LSU single-game record for field goals with five against Mississippi State in 2010 on his way to earning first-team All-SEC honors. Jasper finished his career as the all-time LSU leader in field goal percentage (.839). His 28 field goals in 2010 shattered the LSU single-season record.



DRAKE NEVIS

DEFENSIVE TACKLE - 2010
CBSSPORTS.COM (2010)

Drake Nevis continued an LSU defensive line tradition by being named first-team All-America by CBSsports.com after leading the Tigers to an 11-2 mark and a Cotton Bowl victory over Texas A&M. Nevis, a first-team All-SEC pick as a senior, recorded 56 tackles, 13.0 tackles for losses and six sacks for an LSU defense that ranked among the best in the nation. Nevis became the fifth LSU defensive tackle since 2001 to earn first-team All-America honors. He was selected in the third round of the 2011 NFL Draft by the Indianapolis Colts.



WILL BLACKWELL

OFFENSIVE GUARD - 2011
ESPN.COM, RIVALDS.COM, SPORTING NEWS, YAHOO SPORTS (2011)

Will Blackwell became the first LSU offensive lineman in four years to earn first team All-America honors, anchoring a line that spearheaded one of the nation's most prolific rushing attacks. Blackwell earned a spot on Sporting News and Yahoo Sports' All-America teams. He made 10 starts at left guard and four at right guard, recording team highs in snaps (833) and knockdowns (112.5).



MORRIS CLAIBORNE

CORNERBACK - 2011
AFCA, ASSOCIATED PRESS, COLLEGE FOOTBALL NEWS, CBSSSPORTS.COM, ESPN.COM, FWAA, SI.COM, SPORTING NEWS, WALTER CAMP, YAHOO SPORTS (2011)

For the second year in a row, LSU was the home of the nation's top cornerback as Morris Claiborne claimed the Thorpe Award in 2011. A consensus first-team All-American, Claiborne tallied 51 tackles and six interceptions as a senior while leading the nation in interception return yards with 173. Claiborne also doubled as a return specialist. He finished his career tied for sixth in LSU career interceptions

(11) and second in interception return yards (274). Claiborne was LSU's highest drafted player in 2012, going No. 6 overall to the Dallas Cowboys. It marked the first time since the NFL's merger that a school produced the top defensive back selection in consecutive drafts.



TYRANN MATHIEU

CORNERBACK, RETURN SPECIALIST - 2011
ASSOCIATED PRESS, COLLEGE FOOTBALL NEWS, CBSSPORTS.COM, ESPN.COM, FWAA, SI.COM, SPORTING NEWS, WALTER CAMP, YAHOO SPORTS (2011)

An electrifying player with tremendous heart, Tyrann Mathieu became a fan favorite in 2011 with his uncanny ability to make big plays. Mathieu earned first-team All-America honors as both a cornerback and return specialist in helping LSU reach the BCS National Championship Game. The winner of the Bednarik Award as the nation's top defender, Mathieu led the Tigers with 76 tackles to go with six forced

fumbles, five fumble recoveries and two interceptions. He also returned punts for touchdowns in wins over Arkansas and Georgia. Mathieu finished fifth in the Heisman Trophy balloting.



SAM MONTGOMERY

DEFENSIVE END – 2011
FWAA (2011)


An intimidating presence at defensive end, Sam Montgomery had a breakout season as a sophomore in 2011. Coming off a knee injury a season prior, Montgomery ranked sixth in the SEC in sacks (9.0) and eighth in tackles for loss (15.0). He finished the year with 49 total tackles and four quarterback hurries. Montgomery was a standout on a run defense that led the SEC in sacks and tackles for loss and ranked in the top 15 nationally in those categories as well. He was drafted in the third round by the Houston Texans following his junior year of 2012.



JAMAL ADAMS

DEFENSIVE BACK – 2016
PRO FOOTBALL FOCUS, CBSSPORTS.COM (2016)

One of the most talented defensive backs in school history, Jamal Adams capped his career at LSU earning first team All-America honors as a junior in 2016 when he helped the Tigers lead the nation by allowing only 16 touchdowns all season. Adams, who started 26 games in his career, was a key member of a LSU defense that ranked in the Top 10 in the nation in yards allowed per game in 2015 and 2016. He wrapped up his career with 209 tackles, 17.5 tackles for loss and five interceptions and was named a permanent Team Captain for the 2016 squad.



BRAD WING

PUNTER – 2011
ASSOCIATED PRESS, CBSSPORTS.COM, SI.COM, SPORTING NEWS (2011)

In his first collegiate season, Brad Wing became just the second first-team All-America punter for LSU and the first since 1997. The Australian native led the SEC in percentage of punts downed inside the 20-yard line as he placed 27-of-59 (46 percent) inside the 20. He allowed only six return yards during the regular season and he boomed the third-longest punt in school history with a 73-yarder at Alabama.



ETHAN POCIC

CENTER – 2016
FWAA (2016)

A three-year starter on the offensive line and a permanent Team Captain for the Tigers in 2016, Ethan Pocic became the first center to earn first team All-America honors for LSU since 2004. Pocic anchored an offensive line in 2016 that helped pave the way for Derrius Guice and Leonard Fournette, each of which broke the LSU single-game rushing record in 2016. Pocic started 37 games during his career and he was named the SEC Offensive Lineman of the Week a school-record five times.



KEVIN MINTER

LINEBACKER – 2012
SPORTS ILLUSTRATED (2012)

In 2012, Kevin Minter delivered one of the best seasons by a linebacker in LSU history. The first-team All-American finished his junior year with 130 tackles, representing the fourth-highest total in program history and 14th nationally. Minter tallied a team-best 15.0 tackles for loss, which ranked ninth in LSU single-season annals. He concluded his career with an LSU bowl game record 19 tackles in the Chick-fil-A Bowl, which ranked eighth in college bowl game history. His 17 solo tackles earlier in the season at Florida shattered an LSU record and were the most by an NCAA player all season. He was taken in the second round (No. 45) of the 2013 NFL Draft by the Arizona Cardinals.



TRE'DAVIOUS WHITE

DEFENSIVE BACK – 2016
WALTER CAMP, AFCA (2016)


A finalist for the prestigious Thorpe Award as the nation's top defensive back, Tre'Davious White was one of two first team All-America selections in the secondary for the Tigers in 2016. Wearing No. 18 as both a junior and senior, White started 47 games in his career and registered 167 tackles, 34 pass breakups, and scored four touchdowns for the Tigers. As a senior, White had 34 tackles and was considered the most difficult cornerback in college football to complete a pass against. White was named a permanent Team Captain for the 2016 Tigers and played in the Senior Bowl.



ERIC REID

SAFETY – 2012
AFCA, AT&T ESPN, ESPN.COM, FWAA, SCOUT.COM (2012)

Eric Reid – a standout player on and off the field – was recognized by six media outlets as a first-team All-American, becoming the first LSU safety since Craig Steltz (2007) to do so. Reid finished third on the team in tackles in 2012 with 91, and he was the leader of the Tiger secondary that ranked among the nation's best in points allowed and total yards. He concluded his career with 10 tackles and a recovered fumble in the Chick-Fil-A Bowl. Following his junior season, Reid was chosen in the first round of the 2013 NFL Draft by the San Francisco 49ers with the No. 18 overall pick.



ODELL BECKHAM JR.

KICK RETURNER, ALL-PURPOSE – 2013
FWAA, CBSSPORTS.COM (2013)


One of the most dynamic players in LSU history, Odell Beckham Jr. established himself as a threat to score every time he touched the football. As a junior in 2013 he shattered the LSU single-season record for most all-purpose yards with 2,315, breaking the previous best of 2,120 by Domanick Davis in 2002. Beckham Jr. recorded 1,152 receiving yards, 845 yards on kickoff returns, 160 punt return yards, 100 yards on a missed field goal return for a touchdown and 58 rushing yards during the 2013 season. He was recognized as a first-team All-America kick returner by the Football Writers Association of America and a first-team All-America all-purpose player by CBSSports.com. Beckham Jr. was selected with the 12th overall pick in the first round of the 2014 NFL Draft.



LEONARD FOURNETTE

RUNNING BACK – 2015
ASSOCIATED PRESS, CBSSPORTS.COM, ESPN.COM, FWAA, WALTER CAMP (2015)

Leonard Fournette staked his claim as one of the nation's best players with a record-breaking sophomore season in 2015. Fournette led the nation with an LSU single-season record 162.8 yards rushing per game. He also set LSU single-season rushing records with 1,953 yards and 22 touchdowns as he averaged 6.5 yards per carry. Fournette became a consensus All-American when honored by the AP, FWAA and Walter Camp as a first-team running back.




JALEN MILLS

SAFETY – 2015
CBSSPORTS.COM (2015)

A four-year starter in the LSU secondary, Jalen Mills made his mark at both cornerback and safety with 46 career starts during his career, finishing with 216 tackles, 8.0 tackles for loss, six interceptions, 16 pass breakups and 4.0 sacks. Limited by injury in his senior season, Mills still recorded 30 tackles, including a season-best nine at Alabama. He was selected in the seventh round of the 2016 NFL Draft by the Philadelphia Eagles.

National Football Foundation Scholar-Athlete Award

In 1959, The National Football Foundation unveiled an entirely new concept in college football -- it's National Scholar-Athlete program. In the history of American sports, this was the first time an organization honored football players, not only for their athletic ability, but also for their academic and civic leadership. The Foundation's National Scholar-Athlete Awards program consists of graduate fellowships that are awarded on an annual basis to a select group of college football players in their senior year of eligibility who have demonstrated outstanding academic success, exemplary community leadership and superior football performance. LSU has had eight players named as a National Football Foundation Scholar-Athlete, including Rudy Niswanger,



RUDY NISWANGER
CENTER, 2005
WILLIAM V. CAMPBELL TROPHY



ROBERT DUGAS
OFFENSIVE TACKLE, 1978



JAMES BRITT
CORNERBACK, 1982



NACHO ALBERGAMO
CENTER, 1987




SOL GRAVES
QUARTERBACK, 1990



CHAD KESSLER
PUNTER, 1997




BRADIE JAMES
LINEBACKER, 2002



RODNEY REED
OFFENSIVE TACKLE, 2003

Academic All-Americans

PRESENTED BY: College Sports Information 



MICKEY MANGHAM
END
1959 - First Team




CHARLES "BO" STRANGE
CENTER
1960 - First Team



BILLY BOOTH
TACKLE
1961 - First Team



JAY MICHAELSON
KICKER
1971 - First Team



TOMMY BUTAUD
DEFENSIVE TACKLE
1971 - Second Team



CHARLES WILLIAMSON
TIGHT END
1972 - Second Team



TYLER LAFACUI
GUARD
1973 - First Team



JOE WINKLER
DEFENSIVE BACK
1973 - First Team



BRAD DAVIS
RUNNING BACK
1974 - First Team



ROBERT DUGAS
OFFENSIVE TACKLE
1977 - First Team



BENJI THIBODEAUX
DEFENSIVE TACKLE
1980 - Second Team



JAMES BRITT
CORNERBACK
1982 - Second Team



ALAN RISHER
QUARTERBACK
1982 - Second Team



JUAN BETANZOS
PLACEKICKER
1984 - First Team



Matt Mauck is interviewed by Lynn Swann following LSU's 21-14 win over Oklahoma to claim the 2003 BCS National Championship.



NACHO ALBERGAMO
CENTER
1986-87 - Second Team



MIKE BLANCHARD
CENTER
1994 - First Team
1993 - Second Team



CHAD KESSLER
PUNTER
1997 - First Team



RODNEY REED
OFFENSIVE TACKLE
2001 - Second Team
2002, 2003 - First Team



MATT MAUCK
QUARTERBACK
2003 - Second Team



RUDY NISWANGER
OFFENSIVE LINE
2004, 2005 - First Team

1957
Al Aucoin, T (Sr.)

1958
Mickey Mangham, E (Fr.)
Charles Strange, T (So.)

1959
Mickey Mangham, E (So.)
Charles Strange, T (Jr.)

1960
Mickey Mangham, E (Jr.)
Charles Strange, C (Sr.)

1961
Billy Booth, T (Sr.)
Tommy Neck, B (Sr.)

1962
Bob Flurry, E (Sr.)

1963
Danny Neuman, E (Sr.)

1964
White Graves, S (Sr.)

1965
Charles Moore, HB (Sr.)

1966
Jerry Joseph, S (Sr.)

1967
Jerry Guillot, G (Jr.)
Jack Dyer, T (Sr.)

1968
Jerry Guillot, G (Sr.)
John Sage, G (So.)

1969
Lonnie Myles, E (Sr.)
James Earley, HB (Sr.)

1970
John Sage, T (Sr.)
Ronnie Estay, T (Jr.)
Lloyd Frye, LB (Jr.)
Bill Norsworthy, S (Sr.)

1971
Chuck Williamson, TE (Jr.)
Charles Stuart, T (Sr.)
Jay Michaelson, KS (Sr.)
Tommy Butaud, T (Jr.)
Lloyd Frye, LB (Sr.)

1972
Chuck Williamson, TE (Sr.)
Lloyd Daniel, G (Sr.)
Brad Davis, RB (So.)
Tommy Butaud, T (Sr.)
Pepper Rutland, LB (Sr.)

1973
Tom Strickland, T (Sr.)
Tyler LaFauci, G (Sr.)
Logan Killen, C (Sr.)
Joe Winkler, S (Sr.)

1974
Brad Davis, RB (Sr.)
Ron Daily, E (Sr.)
Jimmy Knecht, CB (Jr.)

1975
Bruce Hemphill, E (Jr.)
Greg Bienvenu, C (Sr.)
Steve Cassidy, T (Sr.)
A.J. Duhe, T (Jr.)
Clinton Burrell, DB (So.)

1976
Roy Stuart, OG (Sr.)
Terry Robiskie, RB (Sr.)
Mike Leonard, CB (Sr.)
Ronnie Barber, S (Sr.)

1977
Robert Dugas, T (Jr.)
Chris Rich, G (Sr.)
Steve Ripple, LB (Sr.)

1978
Robert Dugas, T (Sr.)
Chris Rich, G (Sr.)
Jay Whitley, C (Sr.)

1979
John Ed Bradley, C (Sr.)
James Britt, DB (So.)
Tom Tully, OG (So.)

1980
James Britt, CB (Jr.)
Tracy Porter, FLK (Jr.)
Benji Thibodeaux, DT (Sr.)

1981
Gene Lang, TB (So.)
Gabe Koch, OG (Sr.)
Bob Smith, OT (Sr.)

1982
Juan Betanzos, PK (So.)
James Britt, CB (Sr.)
Alan Risher, QB (Sr.)

1983
John Fritchie, OLB (Sr.)
Juan Betanzos, PK (Jr.)

1984
Juan Betanzos, PK (Sr.)
John Hazard, OT (So.)
Brian Kinchen, TE (So.)
Keith Melancon, OG (Jr.)

1985
Keith Melancon, OG (Sr.)
Nacho Albergamo, C (So.)
Jeff Wickersham, QB (Sr.)

1986
Nacho Albergamo, C (Jr.)
Jamie Bice, S (So.)
Keith Melancon, OG (Sr.)

1987
Nacho Albergamo, C (Sr.)
Jamie Bice, S (Jr.)
Sol Graves, QB (Fr.)

1988
Jamie Bice, S (Sr.)
Jay Egloff, FB (Jr.)
Sol Graves, QB (So.)

1989
Paul Ernst, TE (So.)
Sol Graves, QB (Sr.)
Mike Hewitt, OLB (So.)
Chad Loup, QB (So.)
John Morgan, DT (Jr.)
Scott Wharton, NG (Jr.)

1990
Paul Ernst, TE (So.)
Sol Graves, QB (Sr.)
Mike Hewitt, OLB (So.)
Chad Loup, QB (So.)
Mike Marix, OL (Jr.)
Derrick McCorvey, S (Jr.)
John Morgan, DT (Jr.)
Jason Rector, S (So.)
Brad Strohm, QB (So.)
Pedro Suarez, PK (Jr.)
Reggie Walker, ILB (Sr.)
Scott Wharton, NG (Sr.)

1992
Mike Blanchard, C (So.)
Michael Garrett, RB (Sr.)
Frank Godfrey, C (Sr.)
Mike Hewitt, ILB (Jr.)
Chad Loup, QB (Jr.)
John Mawae, DT (Sr.)
Derrick McCorvey, S (Sr.)
John Morgan, DT (Sr.)
Gary Pegues, CB (Jr.)

1993
Mike Blanchard, C (Jr.)
John Booker, OLB (Grad.)
Mike Hewitt, ILB (Sr.)
Chad Loup, QB (Sr.)
John Malagarie, ILB (Sr.)

1994
Mike Blanchard, C (Sr.)
Andre Guerin, FB (Fr.)
Chad Kessler, P (Fr.)
Gabe Northern, DE (Jr.)
Adam Perry, OG (Fr.)
Casey Taber, QB (Fr.)
Mark Walker, P (Fr.)
Marc Workman, DS (Fr.)
Rodney Young, CB (Sr.)

1995
Chad Kessler, P (So.)
Andre Lafleur, PK (Sr.)
Gabe Northern, DE (Sr.)
Kris Perret, TE (So.)
Adam Perry, OG (Jr.)
Casey Taber, QB (So.)
Tom Turner, OT (Graduate)

1996
Melvin Hill, F-B (Jr.)
Chad Kessler, P (Sr.)
Kris Perret, SN (Sr.)
Adam Perry, OG (Jr.)
Wade Richey, PK (Jr.)
Brandon Smith, PK (Jr.)
Casey Taber, F-B (Jr.)
Denard Walker, CB (Sr.)
Chuck Wiley, DT (Jr.)

1997
Joseph Barreca, DT (Jr.)
Danny Boyd, PK (So.)
Chad Kessler, P (Sr.)
Adam Perry, OG (Sr.)
Thomas Rathmann, DB (Jr.)
Wade Richey, PK (Sr.)
Brandon Smith, P (Sr.)
Casey Taber, F-B (Sr.)

1998
Tommy Banks, FB (So.)
Danny Boyd, PK (Jr.)
Daniel Desselle, WR (Jr.)
Kris Kessler, PK (So.)
Brandon Smith, PK (Sr.)
Andy Stroup, WR (Jr.)
Louis Williams, OT (So.)
Jeremy Witten, P (Jr.)

1999
Tommy Banks, FB (Jr.)
Muskingum Barnes, NG (So.)
Danny Boyd, PK (Sr.)
Billy Dressler, P (Jr.)
Kris Kessler, PK (Jr.)
Andy Stroup, WR (Sr.)
Charles Thomas, DT (Jr.)
Louis Williams, OT (Jr.)
Jeremy Witten, P (Sr.)
Bob Wynne, OT (So.)

2000
Tommy Banks, FB (Sr.)
Trev Faulk, LB (So.)
Donnie Jones, P (Sr.)
Kris Kessler, P (Sr.)
Kyle Kipps, DE (Jr.)
Chad Lewis, PK (So.)
Rodney Reed, OL (Fr.)
Oliver Smith, CB (Sr.)

Charles Thomas, DE (Jr.)
Louis Williams, C (Sr.)
Bob Wynne, OL (So.)
Wendell York, SNP (So.)
John Young, OL (So.)

2001
Trev Faulk, LB (Jr.)
Bradie James, LB (Jr.)
Donnie Jones, P (So.)
Kris Kessler, PK (Sr.)
Chad Lewis, PK (Jr.)
Rodney Reed, OT (So.)
Charles Thomas, DL (Sr.)
Roger Williams, WR (Sr.)
Bob Wynne, OL (Jr.)
Wendell York, SNP (Jr.)

2002
Ross Cockrell, P (Sr.)
Jimmy Courtenay, OL (Sr.)
Trev Faulk, LB (Sr.)
Randall Gay, CB (Jr.)
Jack Hunt, FS (Jr.)
Brandon Hurley, FB (So.)
Donnie Jones, P (Jr.)
Kris Kessler, PK (Sr.)
Kyle Kipps, DE (Sr.)
Chad Lewis, PK (Sr.)
Matt Mauck, QB (Jr.)
Ryan Miles, P (Sr.)
Rudy Niswanger, OL (So.)
Ryan O'Neal, FB (Sr.)
Rodney Reed, OT (Jr.)
Jeremy Shealy, DB (Sr.)
Wendell York, SNP (Sr.)

2003
Ty Barrett, WR (Sr.)
Harold Bicknell, OL (Jr.)
Andre Boagni, PK (So.)
Alley Broussard, PK (Sr.)
Dorsett Buckels, LB (Jr.)
Michael Clayton, WR (Jr.)
Steve Damsen, SNP (Jr.)
Leo Desselle, OL (So.)
Josh Dicharry, OL (So.)
Peter Dyakowski, OL (Fr.-RS)
Patrick Fisher, P (Fr.)
Ryan Gaudet, PK (Fr.-RS)
Gino Giambelluca, WR (Sr.)
Kory Hebert, TE (Jr.)
Jack Hunt, SS (Sr.)
Brandon Hurley, OL (Jr.)
Darius Ingram, LB (Fr.)
Chris Jackson, PK (Fr.)
Donnie Jones, P (Sr.)
Shawn Jordan, FB (Fr.)
Chris McCauley, LB (Sr.)
Matt Mauck, QB (Sr.)
Sean Merrill, DE (Fr.)
Rudy Niswanger, OL (Jr.)
Brandon Nowlin, FB (Sr.)
Stephen Peterman, OG (Sr.)
Gant Petty, SNP (Jr.)
Rodney Reed, OT (Graduate)
Cameron Vaughn, LB (So.)
Brian West, DE (Fr.)
Ben Wilkerson, C (Jr.)
Ryan Willis, DE (So.)
Keith Zinger, TE (Fr.)

2004
Harold Bicknell, OL (Sr.)
Andre Boagni, PK (Jr.)
Terrell Clayton, WR (So.)
Mit Cole, TE (Fr.)
Josh Dicharry, OL (Jr.)
Early Doucet, WR (Fr.)
Peter Dyakowski, OL (Jr.)
Schirra Fields, WR (Sr.)
Ryan Gaudet, PK (Jr.)
Brett Helms, OG (Fr.)
Greg Hercules, DB (Sr.)
Shawn Jordan, FB (So.)
LaRon Landry, FS (So.)
Ryan Miller, OL (Fr.)
Rudy Niswanger, OL (Sr.)
Gant Petty, SNP (Sr.)
Luke Sanders, LB (Fr.)
Craig Steltz, DB (Fr.)

Justin Vincent, RB (So.)
Brian West, DE (So.)
Garrett Wibel, OL (Jr.)
Ryan Willis, DE (Jr.)
Andrew Wright, TE (So.)
Keith Zinger, TE (So.)

2005
Rahim Alem, DE (Fr.)
Kyle Anderson, TE (Fr.)
Darry Beckwith, LB (Fr.)
Ciron Black, OL (Fr.)
Andre Boagni, PK (Sr.)
Dwayne Bowe, WR (Jr.)
Mit Cole, TE (So.)
Dave Davis, OL (Jr.)
Josh Dicharry, OL (Jr.)
Schirra Fields, WR (Sr.)
Matt Flynn, QB (So.)
Ryan Gaudet, PK (Jr.)
Lyle Hitt, DT (Fr.)
Lyle Hitt, DT (Fr.)
R.J. Jackson, RB (Fr.)
Shawn Jordan, FB (So.)
Brandon Lafell, FB (Fr.)
Brandon Ledgister, FB (So.)
Alonzo Manuel, DE (Jr.)
Micah Metrailler, LB (So.)
Rudy Niswanger, C (Graduate)
Gant Petty, Snapper (Jr.)
JaMarcus Russell, QB (So.)
Luke Sanders, LB (So.)
Robert Smith II, OL (So.)
Ryan Willis, DE (Jr.)
Andrew Wright, TE (So.)
Anthony Zehyoue, LB (Jr.)

2006
Jeremy Bunting, QB (So.)
Mit Cole, TE (Jr.)
Peter Dyakowski, OT (Sr.)
Ryan Gaudet, PK (Sr.)
Josh Graham, PK (So.)
Lyle Hitt, DT (So.)
Max Holmes, OL (Jr.)
Chris Jackson, PK (Sr.)
Tremaina Johnson, DE (So.)
J.D. Lott, TE (Fr.)
Peter Dyakowski, OL (Fr.-RS)
Patrick Fisher, P (Fr.)
Ryan Gaudet, PK (Fr.-RS)
Gino Giambelluca, WR (Sr.)
Kory Hebert, TE (Jr.)
Jack Hunt, SS (Sr.)
Brandon Hurley, OL (Jr.)
Darius Ingram, LB (Fr.)
Chris Jackson, PK (Fr.)
Donnie Jones, P (Sr.)
Shawn Jordan, FB (Fr.)
Chris McCauley, LB (Sr.)
Matt Mauck, QB (Sr.)
Sean Merrill, DE (Fr.)
Rudy Niswanger, OL (Jr.)
Brandon Nowlin, FB (Sr.)
Stephen Peterman, OG (Sr.)
Gant Petty, SNP (Jr.)
Rodney Reed, OT (Graduate)
Cameron Vaughn, LB (So.)
Brian West, DE (Fr.)
Ben Wilkerson, C (Jr.)
Ryan Willis, DE (So.)
Keith Zinger, TE (Fr.)

2007
Caleb Angelle, DE (Jr.)
Jeremy Bunting, WR (Jr.)
Donnie Chaucer, WR (Sr.)
Mit Cole, TE (Sr.)
Colt David, PK (Jr.)
Richard Dugas, OL (So.)
Sean Gaudet, PK (Sr.)
Donald Hains, DL (Jr.)
T-Bob Hebert, OL (Fr.)
Lyle Hitt, OL (So.)
Max Holmes, OL (Jr.)
J.D. Lott, TE (Fr.)
Luke Sanders, LB (Sr.)
Robert Smith, OL (Sr.)
Anthony Zehyoue, DE (Graduate)

2008
Rahim Alem, DE (Jr.)
Caleb Angelle, TE (Sr.)
Joey Crappell, SNP (So.)
Early Doucet, WR (Fr.)
Richard Dugas, FB (Jr.)
Richard Dugas, FB (Jr.)
Josh Dworaczyk, OL (So.)
Ace Foyil, LB (Jr.)
Josh Graham, PK (Sr.)
Orlando Gunn, RB (Jr.)
T-Bob Hebert, C (So.)
Trent Hebert, PK (So.)
Lyle Hitt, OL (Jr.)
Joe Maltempo, DB (Jr.)
Adam McClure, WR (Jr.)
Chad Moody, DB (Sr.)

2009
Jake Bryan, TE (Fr.)
David Detz, DB (Fr.)
Richard Dugas, FB (Jr.)
Zachary Elkins, DB (Sr.)
R.J. Gillen, WR (So.)
Lyle Hitt, OG (Sr.)
David Impastato, LB (Sr.)
Austin Kinchen, SNP (Fr.)
Patrick Lipoma, RB (Sr.)
Patrick Loneragan, C (Fr.)
Joseph Maltempo, DB (Sr.)
Jordan Newell, WR (Sr.)

2010
Alex Bonnette, OT (Fr.)
Tyler DeBusk, DB (So.)
David Detz, DB (So.)
Ben Domingue, C (Fr.)
Richard Dugas, FB (Sr.)
Josh Dworaczyk, OG (Jr.)
Zach Elkins, DB (Sr.)
Seth Fruge, LB (Fr.)
Daniel Graff, S (Sr.)
DJ Howard, P (Jr.)
Austin Kinchen, SNP (So.)
T.C. McCartney, QB (Jr.)
Jordan Newell, WR (Sr.)
Jonathan Nixon, DE (Sr.)
Alex Russian, TE/SNP (Jr.)

2011
Alex Bonnette, OT (So.)
Taylor DeBusk, DB (Sr.)
David Detz, DB (Sr.)
Travis Dickson, TE (Fr.)
Ben Domingue, C (So.)
Seth Fruge, LB (So.)
D.J. Howard, P (Sr.)
Mitch Joseph, TE (Sr.)
Austin Kinchen, SNP (Sr.)
Hunter Kinchen, WR (So.)
Eric Reid, S (So.)
Nick Rice, LB (So.)
Alex Russian, TE (Grad.)
Jason Slaydon, FB (So.)
James Stampely, FB (Sr.)
Chris Wells, RB (So.)

2012
Logan Boudreaux, SNP (Fr.)
Chase Clement, TE (Sr.)
Cleveland Davis, DT (Sr.)
Josh Stoltz, LB (So.)
Ryan Willis, DE (Sr.)
Andrew Wright, TE (Sr.)
Keith Zinger, TE (Sr.)

2013
Colby Delahoussaye, PK (Fr.-RS)
Seth Fruge, LB (Sr.)
James Hairston, PK (Jr.)
Jamie Keehn, P (So.)
Chris LaBorde, WR (So.)
Tommy LeBeau, S (So.)
Grant Leger, LB (So.)
Christian Pittman, LB (So.)

2014
Kwon Alexander, LB (Jr.)
Luke Boyd, DB (Sr.)
Micah Dickens, CB (Fr.-RS)
Trent Domingue, PK/P (So.)
Jevonte Domond, OT (So.)
Kenny Hilliard, RB (Sr.)
Colin Jeter, TE (So.)
Jamie Keehn, P (Jr.)
Brad Kragthorpe, QB (Jr.)
Chris LaBorde, WR (Sr.)
Christian LaCouture, DT (So.)
Tommy LeBeau, S (Jr.)
Grant Leger, LB (Jr.)

John David Moore, TE (Fr.-RS)
Connor Neighbors, FB (Sr.)
Myles O'Brien, LB (Sr.)
Christian Pittman, LB (Jr.)
Bennett Schiro, FB (Fr.-RS)
Austin Suits, S (Fr.-RS)
Corey Thompson, S (Jr.)
Cody Townsend, OL (So.)
Jordan Triche, DB (Jr.)

2015
Brandon Bergeron, QB (Jr.)
Josh Boutte, OG (Jr.)
Deondre Clark, DE (So.)
John Diarse, WR (So.)
Jevonte Domond, OT (Jr.)
Blake Ferguson, SNP (Fr.)
Reid Ferguson, SNP (Sr.)
Jack Gonsoulin, K (Fr.)
Josh Growden, P (Fr.)
Deven Hammond, DB (Fr.)
Reshaud Henry, RB (So.)
Colin Jeter, TE (Jr.)
Jamie Keehn, P (Sr.)
Brad Kragthorpe, QB (Sr.)
Christian LaCouture, DT (Jr.)
Trey LaForge, QB (Fr.)
Ronnie Lamarque, FB (Fr.)
Tommy LeBeau, S (Sr.)
Grant Leger, LB (Sr.)
Caleb Lewis, QB (Fr.)
Lamar Louis, LB (Sr.)
Rory Luke, OL (Fr.)
J.D. Moore, FB (So.)
Michael Ostrom, WR (Fr.)
Christian Pittman, LB (Sr.)
Ethan Poccia, C (Jr.)
Bennett Schiro, FB (So.)
Brandon Surtain, DB (Jr.)
Josh Tharp, TE (So.)
Devin Voorhies, LB (So.)
Toby Weathersby, OT (Fr.)
Tre Davious White, CB (Jr.)

2016
Will Clapp, OL (So.)
Colby Delahoussaye, PK (Sr.)
Danny Etling, QB (Fr.-RS)
Blake Ferguson, SNP (Fr.-RS)
Jack Gonsoulin, PK (Fr.-RS)
Josh Growden, P (Fr.-RS)
Colin Jeter, TE (Sr.)
Caleb Lewis, QB (Fr.-RS)
Rory Luke, OL (Fr.-RS)
J.D. Moore, (Jr.)
Michael Ostrom, WR (Fr.-RS)
Marcus Roberts, DL (Sr.)
Tiger Scheyd, QB (So.)
Turner Simmers, OL (So.)

1933	Jack Torrance, T (Sr.)	AP
1934	Justin Rukas, T (Jr.)	AP
	Abe Mickal, B (Jr.)	AP
1935	Gaynell Tinsley, E (Jr.)	AP
	Jesse Fatherree, B (Sr.)	AP
	Bill Crass, B (Jr.)	AP
1936	Gaynell Tinsley, E (Sr.)	AP
	Wardell Leisk, G (Sr.)	AP
1937	Eddie Gatto, T (Jr.)	AP
1938	Eddie Gatto, T (Sr.)	AP
	Ken Kavanaugh, Sr., E (Jr.)	AP
1939	Ken Kavanaugh, Sr., E (Sr.)	AP
	John Goree, G (Jr.)	AP
1943	Joe Hartley, T (Jr.)	AP
	Steve Van Buren, B (Sr.)	AP
1945	Felix Trapani, G (Sr.)	AP
	Gene Knight, B (Jr.)	AP
1946	Wren Worley, G (So.)	AP
1947	Rip Collins, FB (Jr.)	AP

1949	Allen Hover, G (Jr.)	AP
	Sam Lyle, E (Sr.)	AP
1950	Ken Konz, B (Sr.)	AP
1951	George Tarasovic, C (Jr.)	AP
1953	Sid Fournet, T (Jr.)	AP, UPI
1954	Sid Fournet, T (Sr.)	AP, UPI
1955	Joe Tuminello, E (Sr.)	AP, UPI
	Earl Leggett, T (Jr.)	AP, UPI
1957	Jimmy Taylor, FB (Sr.)	AP, UPI
1958	Johnny Robinson, HB (Jr.)	AP
	Max Fugler, C (Jr.)	UPI
	Billy Cannon, HB (Jr.)	AP, UPI
	Warren Rabb, QB (Jr.)	AP
1959	Billy Cannon, HB (Sr.)	AP, UPI
1961	Roy Winston, G (Sr.)	AP, UPI
	Wendell Harris, HB (Sr.)	AP
	Jerry Stovall, HB (Jr.)	UPI
1962	Jerry Stovall, HB (Sr.)	AP, UPI
	Fred Miller, T (Sr.)	AP, UPI

1963	Billy Truax, E (Sr.)	UPI
	Robbie Hucklebridge, G (Sr.)	AP
1964	Doug Moreau, E (Jr.)	AP
	Richard Granier, C (Sr.)	AP
	Mike Vincent, LB (Jr.)	AP
	Remi Prudhomme, G (Sr.)	UPI
	George Rice, T (Jr.)	AP
1965	Dave McCormick, T (Sr.)	AP, UPI
1966	John Garlington, DE (Jr.)	AP
	George Bevan, LB (So.)	AP
	Mike Robichaux, DE (Sr.)	UPI
1967	John Garlington, DE (Sr.)	AP, UPI
	Sammy Grezaffi, DB (Sr.)	AP, UPI
	Eddie Ray, FB/P (So.)	AP
1968	Bill Fortier, T (Sr.)	AP, UPI
1969	George Bevan, LB (Sr.)	AP, UPI
	Eddie Ray, FB/P (Sr.)	AP
	Godfrey Zaubrecher, C (Sr.)	UPI
	Tommy Casanova, CB (So.)	AP, UPI
1970	Tommy Casanova, CB (Jr.)	AP, UPI
	Mike Anderson, LB (Sr.)	AP, UPI
	John Sage, DT, (Sr.)	AP, UPI
1971	Tommy Casanova, CB (Sr.)	AP, UPI
	Ronnie Estay, DT (Sr.)	AP, UPI
	Andy Hamilton, FL (Sr.)	AP
	Art Cantrelle, TB (Sr.)	AP
	Mike Demarie, OG (Sr.)	UPI
1972	John Wood, DT (Sr.)	AP, UPI
	Bert Jones, QB (Sr.)	UPI
	Gerald Keigley, SE (Sr.)	UPI
	Warren Capone, LB (Jr.)	AP
1973	Warren Capone, LB (Sr.)	AP, UPI
	Brad Boyd, TE (Jr.)	AP
	Tyler LaFauci, OG (Sr.)	AP, UPI
	Binks Miciotto, DE (Sr.)	AP
	Brad Davis, TB (Jr.)	UPI
1974	Steve Cassidy, DT (Jr.)	AP
1975	Steve Cassidy, DT (Sr.)	AP, UPI
	Kenny Bordelon, DE (Sr.)	AP
1976	Terry Robiskie, TB (Sr.)	AP, UPI
	A.J. Duhe, DT (Sr.)	AP, UPI
	Lew Sibley, DE (Jr.)	AP
	Clinton Burrell, CB (Jr.)	AP
1977	Robert Dugas, OT (Jr.)	AP, UPI
	Charles Alexander, TB (Jr.)	AP, UPI
	Craig Duhe, G (Sr.)	UPI
1978	Robert Dugas, OT (Sr.)	AP, UPI
	Charles Alexander, TB (Sr.)	AP, UPI
	John Adams, DE (Jr.)	UPI
	Chris Williams, DB (So.)	UPI

1979	Lyman White, DE (Jr.)	AP
	Willie Teal, DB (Sr.)	AP
	John Adams, DE (Sr.)	UPI
	Benjy Thibodeaux, T (Jr.)	UPI
1980	Lyman White, OLB (Sr.)	AP, UPI
	Chris Williams, FS (Sr.)	AP
1981	Malcolm Scott, TE (Jr.)	AP
1982	James Britt, CB (Sr.)	AP
	Ramsey Dardar, NG (Sr.)	AP, UPI
	Dalton Hilliard, TB (Fr.)	AP
	Albert Richardson, ILB (Sr.)	AP, UPI
	Lance Smith, OT (So.)	AP
1983	Eric Martin, SE (Jr.)	AP
1984	Lance Smith, OT (Sr.)	AP, UPI
	Dalton Hilliard, RB (Jr.)	AP, UPI
	Liffort Hogley, FS (Sr.)	AP, UPI
	Eric Martin, SE (Sr.)	UPI
1985	Dalton Hilliard, RB (Sr.)	AP, UPI, Coaches
	Michael Brooks, LB (Jr.)	AP, UPI, Coaches
	Roland Barbay, DE (Jr.)	AP, Coaches
	Norman Jefferson, CB (Jr.)	Coaches
1986	Wendell Davis, SE (Jr.)	AP, UPI, Coaches
	Henry Thomas, NG (Sr.)	AP, UPI, Coaches
	Eric Andolsek, OG (Jr.)	AP, Coaches
	Tommy Hodson, QB (Fr.)	AP, Coaches
	Brian Kinchen, TE (Jr.)	Coaches
	Roland Barbay, DE (Sr.)	Coaches
	Toby Caston, ILB (Sr.)	Coaches
	Karl Wilson, DE (Sr.)	AP
1987	Wendell Davis, SE (Sr.)	AP, UPI, Coaches
	Nacho Albergamo, C (Sr.)	AP, UPI, Coaches
	Eric Andolsek, OG (Sr.)	AP, UPI, Coaches
	Tommy Hodson, QB (So.)	AP, UPI, Coaches
	Chris Carrier, WS (Sr.)	Coaches
	Darrell Phillips, NG (Jr.)	Coaches
	David Browndyke, PK (So.)	UPI
	Matt DeFrank, P (Sr.)	AP
1988	David Browndyke, PK (Jr.)	AP, UPI, Coaches
	Eddie Fuller, TB (Jr.)	Coaches
	Eric Hill, OLB (Sr.)	Coaches
	Tommy Hodson, QB (Jr.)	Coaches
	Greg Jackson, WS (Sr.)	AP, Coaches
	Tony Moss, FL (Jr.)	AP, UPI, Coaches
	Darrell Phillips, NG (Sr.)	Coaches
	Ralph Norwood, OT (Sr.)	UPI, Coaches
	Ron Sancho, OLB (Sr.)	AP
1989	Tony Moss, FL (Sr.)	AP, UPI, Coaches
	Tommy Hodson, QB (Sr.)	UPI
	David Browndyke, PK (Sr.)	UPI
1990	Todd Kinchen, SE (Jr.)	AP, Coaches
	Blake Miller, C (Sr.)	Coaches
	Harvey Williams, TB (Sr.)	UPI
	Marc Boutte, DT (Sr.)	UPI
1991	Todd Kinchen, SE (Sr.)	AP, Coaches
	Kevin Mawae, OT (So.)	AP, Coaches



TOMMY CASANOVA

1994

David LaFleur, TE (So.) AP, Coaches
 Gabe Northern, DE (Jr.) AP, Coaches

1995

Chad Kessler, P (So.) AP, Coaches
 Gabe Northern, DE (Sr.) AP, Coaches

1996

Alan Faneca, OG (So.) AP, Coaches
 Kevin Faulk, TB (So.) AP, Coaches
 David LaFleur, TE (Sr.) AP, Coaches
 Chuck Wiley, DT (Jr.) AP

1997

Cedric Donaldson, CB (Sr.) Coaches
 Alan Faneca, OG (Jr.) AP, Coaches
 Kevin Faulk, TB (Jr.) AP, Coaches
 Chad Kessler, P (Sr.) AP, Coaches
 Todd McClure, C (Jr.) Coaches
 Chuck Wiley, DT (Sr.) AP, Coaches

1998

Kevin Faulk, TB (Sr.) AP, Coaches
 Todd McClure, C (Sr.) AP, Coaches
 Anthony McFarland, NG (Sr.) AP, Coaches

2000

Josh Booty, QB (Jr.) Coaches
 Josh Reed, WR (So.) AP, Coaches
 Robert Royal, TE (Jr.) Coaches
 Louis Williams, C (Sr.) AP

2001

Trev Faulk, LB (Jr.) AP, Coaches
 Bradie James, LB (Jr.) Coaches
 Josh Reed, WR (Jr.) AP, Coaches
 LaBrandon Toefield, TB (So.) AP, Coaches

2002

Bradie James, LB (Sr.) AP, Coaches
 Stephen Peterman, OG (Jr.) Coaches
 Corey Webster, CB (So.) AP, Coaches

2003

Michael Clayton, WR (Jr.) AP, Coaches
 Chad Lavalais, DT (Sr.) AP, Coaches
 Stephen Peterman, OG (Sr.) AP
 Marcus Spears, DE (Jr.) AP
 Corey Webster, CB (Jr.) AP, Coaches

2004

Marcus Spears, DT (Sr.) AP, Coaches
 Lionel Turner, LB (Sr.) Coaches
 Corey Webster, CB (Sr.) AP
 Andrew Whitworth, OT (Jr.) Coaches
 Ben Wilkerson, C (Sr.) AP, Coaches

2005

Skyler Green, RS (Sr.) Coaches
 LaRon Landry, FS (Jr.) Coaches
 Andrew Whitworth, OT (Sr.) AP, Coaches
 Kyle Williams, DT (Sr.) AP
 Claude Wroten, DT (Sr.) AP, Coaches

2006

Dwayne Bowe, WR (Sr.) Coaches
 Glenn Dorsey, DT (Jr.) AP, Coaches
 LaRon Landry, FS (Sr.) AP, Coaches
 JaMarcus Russell, QB (Jr.) AP, Coaches

2007

Colt David, PK (Jr.) AP, Coaches
 Glenn Dorsey, DT (Sr.) AP, Coaches
 Patrick Fisher, P (Sr.) AP, Coaches
 Ali Highsmith, LB (Sr.) AP, Coaches
 Chevis Jackson, CB (Sr.) AP, Coaches
 Herman Johnson, OG (Jr.) Coaches
 Craig Steltz, S (Sr.) AP, Coaches

2008

Rahim Alem, DE (Jr.) AP



JOSH BOUTTE

Colt David, PK, (Sr.) Coaches
 Herman Johnson, OG (Sr.) AP, Coaches
 Brandon LaFell, WR (Jr.) AP
 Charles Scott, RB (Jr.) Coaches

2009
 Ciron Black, OT (Sr.) AP, Coaches

2010
 Josh Jasper, PK (Sr.) AP
 Drake Nevis, DT (Sr.) AP, Coaches
 Patrick Peterson, CB (Jr.) AP, Coaches
 Patrick Peterson, RS (Jr.) Coaches
 Stevan Ridley, RB (Jr.) Coaches
 Kelvin Sheppard, LB (Sr.) AP, Coaches

2011
 Will Blackwell, OG (Sr.) AP, Coaches
 Morris Claiborne, CB (Jr.) AP, Coaches
 Alex Hurst, OT (Jr.) Coaches
 Tyrann Mathieu, CB (So.) AP, Coaches
 Sam Montgomery, DE (So.) AP, Coaches
 Rueben Randle, WR (Jr.) Coaches
 Brad Wing, PK (Fr.) AP

2012
 Kevin Minter, LB (Jr.) AP, Coaches
 Sam Montgomery, DE (Jr.) Coaches

Eric Reid, S (Jr.) AP, Coaches

2013
 Odell Beckham Jr., (Jr.) AP, Coaches
 All-Purpose Coaches
 Odell Beckham Jr., RS (Jr.) Coaches
 Jeremy Hill, RB (So.) AP

2014
 La'el Collins, OT (Sr.) AP, Coaches

2015
 Vadal Alexander, OT (Sr.) AP, Coaches
 Leonard Fournette, TB (So.) AP, Coaches

2016
 Jamal Adams, S (Jr.) AP
 Kendall Beckwith, LB (Sr.) Coaches
 William Clapp, OL (Jr.) Coaches
 Derrius Guice, RB (So.) AP, Coaches
 Arden Key, LB/DE (So.) AP
 Ethan Pocic, C (Sr.) AP, Coaches
 Tre'Davious White, CB (Sr.) AP, Coaches

1991	Marc Boutte, DT (Sr.)	AP
1992	Bo Davis, NG (Sr.)	AP
	Kevin Mawae, OT (Jr.)	AP, Coaches
1993	Harold Bishop, TE (Sr.)	Coaches
	Anthony Marshall, FS (Sr.)	AP
	Kevin Mawae, C (Sr.)	AP, Coaches
1995	Shedrick Wilson, FL (Sr.)	Coaches
	Eddie Kennison, SE (Jr.)	Coaches
	Chuck Wiley, DT (So.)	AP
1996	Ben Bordelon, OT (Sr.)	AP, Coaches
	Anthony McFarland, DT (So.)	AP, Coaches
1997	Cedric Donaldson, CB (Sr.)	AP
1998	Mark Roman, FS (Jr.)	Coaches
1999	Corey Gibbs, P (Sr.)	AP
2000	Fred Booker, CB (Sr.)	Coaches
	Ryan Clark, FS (Jr.)	Coaches
	Trev Faulk, LB (So.)	AP, Coaches
	Bradie James, LB (So.)	Coaches
	Brandon Winey OL (Sr.)	Coaches
2001	Jason Baggett, OT (Sr.)	Coaches
	Rohan Davey, QB (Sr.)	AP, Coaches
	Domanick Davis, RS (Jr.)	AP
	Jarvis Green, DE (Sr.)	Coaches
	Damien James, DB (Jr.)	AP, Coaches
	Robert Royal, TE (Sr.)	AP
2002	Michael Clayton, WR (So.)	AP, Coaches
	John Corbello, PK (Sr.)	Coaches
	Domanick Davis, RS/RB (Sr.)	AP, Coaches
	Demetrius Hookfin, CB (Sr.)	AP
	Donnie Jones, P (Jr.)	Coaches
	Chad Lavalais, DT (Jr.)	AP
2003	Skyler Green, PR (So.)	AP, Coaches
	Devery Henderson, WR (Sr.)	AP, Coaches
	LaRon Landry, FS (Fr.)	AP
	Matt Mauck, QB (Jr.)	AP, Coaches
	Stephen Peterman, OG (Sr.)	Coaches
	Ben Wilkerson, C (Jr.)	AP, Coaches
2004	David Jones, TE (Jr.)	Coaches
	LaRon Landry, FS (So.)	Coaches
	Corey Webster, CB (Sr.)	Coaches
	Kyle Williams, DT (Jr.)	Coaches
	Claude Wroten, DT(Jr.)	AP, Coaches
2005	Will Arnold, OG (So.)	Coaches
	Skyler Green, RS (Sr.)	AP
	LaRon Landry, FS (Jr.)	AP
	Rudy Niswanger, C (Sr.)	AP, Coaches
	Kyle Williams, DT (Sr.)	Coaches
2006	Will Arnold, OG (Jr.)	AP
	Dwayne Bowe, WR (Sr.)	Coaches
	Craig Davis, RS (Sr.)	Coaches
	Richard Dickson, TE (Fr.)	Coaches
	Ali Highsmith, LB (Jr.)	Coaches



KWON ALEXANDER

Tyson Jackson, DE (So.)	Coaches
Brian Johnson, OG (Sr.)	AP
2007	
Darry Beckwith, LB (Jr.)	Coaches
Ciron Black, OT (So.)	Coaches
Jacob Hester, RB (Sr.)	Coaches
Herman Johnson, OG (Jr.)	AP
2008	
Darry Beckwith, LB (Sr.)	AP
Ciron Black, OT (Jr.)	AP, Coaches
Colt David, PK (Sr.)	AP
Richard Dickson, TE (Jr.)	Coaches
Tyson Jackson, DE (Sr.)	AP
2009	
Brandon LaFell, WR (Sr.)	AP, Coaches
Chad Jones, FS (Jr.)	AP, Coaches
Patrick Peterson, CB (So.)	AP, Coaches
2010	
Joseph Barksdale, OT (Sr.)	AP, Coaches
Morris Claiborne, CB (So.)	AP, Coaches
Josh Jasper, PK (Sr.)	Coaches
Patrick Peterson, All-Purpose (Jr.)	AP
Stevan Ridley, RB (Jr.)	AP

2011	
Drew Alleman, PK (Jr.)	AP, Coaches
Ryan Baker, LB (Sr.)	Coaches
Michael Brockers, DT (So.)	AP
Chris Faulk, OT (So.)	AP
Barkevious Mingo, DE (So.)	AP
Rueben Randle, WR (Jr.)	AP
Eric Reid, S (So.)	AP
Spencer Ware, RB (So.)	Coaches
Brad Wing, P (Fr.)	Coaches
2012	
Drew Alleman, PK (Sr.)	Coaches
Bennie Logan, DT (Jr.)	AP
Craig Loston, S (Jr.)	AP
Barkevious Mingo, DE (Jr.)	AP, Coaches
Sam Montgomery, DE (Jr.)	AP
2013	
Lamin Barrow, LB (Sr.)	AP, Coaches
La'el Collins, OT (Jr.)	Coaches
Jeremy Hill, RB (So.)	Coaches
Anthony Johnson, DT, (Jr.)	AP, Coaches
Jarvis Landry, WR, (Jr.)	AP, Coaches
Trai Turner, OG, (So.)	AP

2014	
Kwon Alexander, LB (Jr.)	Coaches
Vadal Alexander, OG (Jr.)	Coaches
Jamie Keehn, P (Jr.)	Coaches
Ronald Martin, S (Sr.)	AP
2015	
Jamal Adams, S (So.)	AP, Coaches
Ethan Pocic, C (Jr.)	Coaches
Tre'Davious White, CB (Jr.)	AP, Coaches
2016	
Jamal Adams, S (Jr.)	Coaches
Kendell Beckwith, LB (Sr.)	AP
Josh Boutte, OL (Jr.)	AP
Leonard Fournette, RB (Jr.)	AP, Coaches
Derrius Guice, All-Purpose (So.)	Coaches
Arden Key, LB/DE (So.)	Coaches
Ethan Pocic, C (Jr.)	Coaches



The legendary 1958 team compiled LSU's first perfect season since 1908 and became the first squad in school history to win the national title. Led by All-American Billy Cannon and coach Paul Dietzel's three-platoon system, the Tigers completed the unblemished season with a 7-0 shutout of Clemson in the Sugar Bowl.

STATISTICAL LEADERS

RUSHING

PLAYER	ATT.	YDS.	TD
Billy Cannon	115	686	11
Johnny Robinson	86	480	7

PASSING

PLAYER	ATT.	COMP.	YDS.	INT.	TD
Warren Rabb	90	45	591	5	8
Durel Matherne	38	9	160	4	3

RECEIVING

PLAYER	REC.	YDS.	TD
Johnny Robinson	16	235	3
Billy Cannon	9	162	1



1958 SQUAD

WHITE TEAM

LE 85 Billy Hendrix	6-0	185	Rayville, La.
LT 70 Lynn LeBlanc	6-2	201	Crowley, La.
LG 64 Larry Kahlden	6-1	210	Weimar, Texas
C 51 Max Fugler	6-1	203	Ferriday, La.
RG 67 Ed McCreedy	6-1	195	Biloxi, Miss.
RT 72 Charles "Bo" Strange	6-1	202	Baton Rouge, La.
RE 86 Mickey Mangham	6-1	192	Kensington, Md.
QB 12 Warren Rabb	6-0	190	Baton Rouge, La.
LH 20 Billy Cannon	6-1	204	Baton Rouge, La.
RH 34 Johnny Robinson	6-0	185	Baton Rouge, La.
FB 40 J.W. Brodnax	6-0	202	Bastrop, La.

GO TEAM

LE 83 Scott McClain	6-2	180	Smackover, Ark.
LT 74 Dave McCarty	6-2	200	Rayville, La.
LG 63 Al Dampier	6-1	201	Clayton, La.
C 50 Bobby Greenwood	5-10	195	Lake Charles, La.
RG 66 Mike Stupka	6-0	205	Bogalusa, La.
RT 73 Jack Frayer	6-2	210	Toledo, Ohio
RE 82 Don Norwood	6-3	202	Baton Rouge, La.
QB 16 Durel Matherne	5-11	188	Lutcher, La.
LH 23 Don Purvis	5-7	160	Crystal Springs, Miss.
RH 33 Donnie Daye	5-10	184	Ferriday, La.
FB 44 Tommy Davis	6-0	204	Shreveport, La.

CHINESE BANDITS

CB 80 Andy Bourgeois	5-10	174	New Orleans, La.
LE 75 Mel Branch	6-1	210	DeRidder, La.
LT 65 Emile Fournet	5-11	195	Bogalusa, La.
LB 53 John Langan	6-3	183	Carbondale, Ill.
RG 61 Tommy Lott	5-9	188	Texarkana, Ark.
RT 71 Duane Leopard	6-2	205	Baton Rouge, La.
RE 81 Gaynell Kinchen	6-3	196	Baton Rouge, La.
S 10 Darryl Jenkins	6-1	163	Franklinton, La.
S 32 Lee Roberts	6-0	172	N. Little Rock, Ark.
CB 22 Hart Bourque	5-8	165	Gonzales, La.
LB 43 Merle Schexnauldre	5-9	182	Houma, La.
T 77 Carroll Bergeron	6-0	215	Houma, La.

1958 SEASON

OVERALL RECORD: 11-0; SEC RECORD 6-0

Sept. 20	at Rice	W, 26-6
Sept. 27	at Alabama	W, 13-3
Oct. 4	Hardin-Simmons	W, 20-6
Oct. 10	at Miami (Fla.)	W, 41-0
Oct. 18	Kentucky	W, 32-7
Oct. 25	Florida	W, 10-7
Nov. 1	Ole Miss	W, 14-0
Nov. 8	Duke	W, 50-18
Nov. 15	at Mississippi State	W, 7-6
Nov. 22	at Tulane	W, 62-0
SUGAR BOWL • NEW ORLEANS, LA.		
Jan. 1	Clemson	W, 7-0

1958 COACHING STAFF

Head Coach: Paul Dietzel
Chief Assistant/Defensive Line: Charles McClendon
Offensive Backfield: Carl Maddox
Offensive Line: William (Bill) Peterson
Offensive Backfield: George J. Terry
Ends: Abner Wimberly
Freshmen: Clarence M. (Pop) Strange
Line Assistant and Scouting: Raymond Didier





In 2003, LSU set a school record for single-season victories with 13 en route to defeating Oklahoma in the BCS Championship Game for the program's second national title. Four Tigers earned first-team All-America honors and LSU boasted the nation's No. 1 defense, allowing only 11.0 points and 252 yards per game.

2003 SEASON

OVERALL RECORD: 13-1; SEC RECORD 7-1

Aug. 30	Louisiana-Monroe	W, 49-7
Sept. 6	at Arizona	W, 59-13
Sept. 13	Western Illinois	W, 35-7
Sept. 20	Georgia	W, 17-10
Sept. 27	at Miss. State	W, 41-6
Oct. 11	Florida	L, 7-19
Oct. 18	at South Carolina	W, 33-7
Oct. 25	Auburn	W, 31-7
Nov. 1	Louisiana Tech	W, 49-10
Nov. 15	at Alabama	W, 27-3
Nov. 22	at Ole Miss	W, 17-14
Nov. 28	Arkansas	W, 55-24
SEC CHAMPIONSHIP GAME • ATLANTA, GA.		
Dec. 6	Georgia	W, 34-13
SUGAR BOWL • NEW ORLEANS, LA.		
Jan. 4	Oklahoma	W, 21-14

2003 COACHING STAFF

Head Coach: Nick Saban
Assistant Head Coach/Linebackers: Kirk Doll
Special Teams Coordinator/Running Backs: Derek Dooley
Offensive Coordinator/Quarterbacks: Jimbo Fisher
Associate Head Coach/Wide Receivers: Stan Hixon
Defensive Line: Travis Jones
Defensive Coordinator: Will Muschamp
Offensive Line: Stacy Searels
Assistant Head Coach/Tight Ends/Recruiting Coordinator: Lance Thompson
Defensive Backs: Tim Walton
Administrative Assistant: Sam Nader

2003 SQUAD

OFFENSE					
WR	9 Devery Henderson	6-0	190	Opelousas, La.	
LT	76 Andrew Whitworth	6-7	325	West Monroe, La.	
LG	71 Nate Livings	6-5	313	Lake Charles, La.	
C	55 Ben Wilkerson	6-4	296	Hemphill, Texas	
RG	72 Stephen Peterman	6-4	321	Waveland, Miss.	
RT	60 Rodney Reed	6-4	287	West Monroe, La.	
TE	82 David Jones	6-4	259	Silver Springs, Md.	
TE	47 Eric Edwards	6-5	244	Monroe, La.	
WR	14 Michael Clayton	6-4	200	Baton Rouge, La.	
WR	5 Skyler Green	5-9	190	Westwego, La.	
QB	18 Matt Mauck	6-2	213	Jasper, Ind.	
RB	25 Justin Vincent	5-10	208	Lake Charles, La.	
FB	44 Kevin Steltz	5-9	243	New Orleans, La.	

DEFENSE					
LE	84 Marcus Spears	6-4	297	Baton Rouge, La.	
LT	95 Kyle Williams	6-3	288	Ruston, La.	
RT	93 Chad Lavalais	6-3	292	Marksville, La.	
RE	94 Marquise Hill	6-7	295	New Orleans, La.	
LB	27 Eric Alexander	6-3	223	Port Arthur, Tx.	
LB	58 Lionel Turner	6-2	257	Walker, La.	
LB	46 Cameron Vaughn	6-4	220	Terrytown, La.	
LCB	13 Corey Webster	6-0	201	Vacherie, La.	
SS	8 Jack Hunt	6-1	197	Ruston, La.	
FS	30 LaRon Landry	6-2	180	Ama, La.	
RCB	29 Travis Daniels	6-1	187	Hollywood, Fla.	

SPECIAL TEAMS					
P	80 Donnie Jones	6-3	217	Baton Rouge, La.	
PK	41 Chris Jackson	5-11	179	New Orleans, La.	
PK	39 Ryan Gaudet	5-6	155	New Orleans, La.	
HOLD	87 Blain Bech	6-1	179	Slidell, La.	
SNAP	70 Gant Petty	6-0	205	Baton Rouge, La.	
PR	5 Skyler Green	5-9	190	Westwego, La.	
KR	9 Devery Henderson	6-0	190	Opelousas, La.	

STATISTICAL LEADERS

RUSHING				
PLAYER	ATT.	YDS.	TD	
Justin Vincent	154	1,001	10	
Joseph Addai	114	520	2	

PASSING					
PLAYER	ATT.	COMP.	YDS.	INT.	TD
Matt Mauck	358	229	2,825	14	28
Marcus Randall	40	25	403	1	2

RECEIVING			
PLAYER	REC.	YDS.	TD
Michael Clayton	78	1,079	10
Devery Henderson	53	861	11





Third-year LSU head coach Les Miles guided the Tigers to their third national title that culminated with a 38-24 win over Ohio State in the BCS Championship Game in New Orleans. Defensive tackle Glenn Dorsey became the most decorated defender in school history as the consensus national defensive player of the year.

STATISTICAL LEADERS

RUSHING

PLAYER	ATT.	YDS.	TD
Jacob Hester	225	1,103	12
Keiland Williams	70	478	6

PASSING

PLAYER	ATT.	COMP.	YDS.	INT.	TD
Matt Flynn	359	202	2,407	11	21
Ryan Perrilloux	75	51	694	2	8

RECEIVING

PLAYER	REC.	YDS.	TD
Brandon LaFell	50	656	4
Demetrius Byrd	35	621	7
Early Doucet	57	525	5



2007 SQUAD

OFFENSE

WR	1 Brandon LaFell	6-3	205	Houston, Texas
LT	70 Ciron Black	6-5	320	Tyler, Texas
LG	79 Herman Johnson	6-7	356	Olla, La.
C	74 Brett Helms	6-2	270	Stuttgart, Ark.
RG	65 Lyle Hitt	6-2	299	Baton Rouge, La.
RT	71 Carnell Stewart	6-5	320	River Ridge, La.
TE	82 Richard Dickson	6-3	235	Ocean Springs, Miss.
WR	9 Early Doucet	6-0	207	St. Martinville, La.
WR	2 Demetrius Byrd	6-2	195	Miami, Fla.
QB	15 Matt Flynn	6-3	227	Tyler, Texas
RB	18 Jacob Hester	6-0	228	Shreveport, La.
RB	5 Keiland Williams	6-0	226	Lafayette, La.
RB	8 Trindon Holliday	5-5	160	Zachary, La.
FB	45 Quinn Johnson	6-2	238	Edgard, La.
FB	40 Shawn Jordan	5-11	254	El Paso, Texas

DEFENSE

LE	93 Tyson Jackson	6-5	291	Edgard, La.
LT	72 Glenn Dorsey	6-2	303	Gonzales, La.
RT	99 Marlon Favorite	6-1	302	Harvey, La.
RE	49 Kirston Pittman	6-4	252	Garyville, La.
LB	35 Luke Sanders	6-5	242	West Monroe, La.
LB	48 Darry Beckwith	6-1	230	Baton Rouge, La.
LB	7 Ali Highsmith	6-1	223	Miami, Fla.
LCB	19 Jonathan Zenon	6-0	180	Breaux Bridge, La.
SS	16 Craig Steltz	6-2	209	New Orleans, La.
FS	27 Curtis Taylor	6-3	204	Franklinton, La.
RCB	21 Chevis Jackson	6-0	184	Mobile, Ala.

SPECIAL TEAMS

PK	6 Colt David	5-9	173	Grapevine, Texas
P	36 Patrick Fisher	6-5	253	Hyattsville, Md.
SNAP	51 Jacob O'Hair	6-2	237	Rancho Cucamonga, Calif.
HOLD	15 Matt Flynn	6-3	227	Tyler, Texas
KR	8 Trindon Holliday	5-5	159	Zachary, La.
PR	3 Chad Jones	6-3	218	Baton Rouge, La.

2007 SEASON

OVERALL RECORD: 12-2; SEC RECORD: 6-2

Aug. 30	at Mississippi State	W, 45-0
Sept. 8	#9/9 Virginia Tech	W, 48-7
Sept. 15	Middle Tennessee	W, 44-0
Sept. 22	#12/14 South Carolina	W, 28-16
Sept. 29	at Tulane	W, 34-9
Oct. 6	#7/9 Florida	W, 28-24
Oct. 13	at #17/18 Kentucky	L, 43-37 (30T)
Oct. 20	#18/19 Auburn	W, 30-24
Nov. 3	at #17/18 Alabama	W, 41-34
Nov. 10	Louisiana Tech	W, 58-10
Nov. 17	at Ole Miss	W, 41-24
Nov. 23	Arkansas	L, 50-48 (30T)
SEC CHAMPIONSHIP GAME • ATLANTA, GA.		
Dec. 1	#14/15 Tennessee	W, 21-14
BCS NATIONAL CHAMPIONSHIP GAME • NEW ORLEANS, LA.		
Jan. 7	#1/1 Ohio State	W, 38-24

2007 COACHING STAFF

- Head Coach: Les Miles
- Offensive Coordinator: Gary Crowton
- Tight Ends/Recruiting Coordinator: Josh Henson
- Defensive Line: Earl Lane
- Defensive Backs: Doug Mallory
- Wide Receivers: D.J. McCarthy
- Defensive Coordinator: Bo Pelini
- Special Teams Coordinator/Linebackers: Bradley Dale Peveto
- Running Backs: Larry Porter
- Offensive Line: Greg Studrawa
- Coordinator High School Relations: Charles Baglio
- Assistant AD/Football Administration: Mack Butler
- Assistant AD/Football Operations: Sam Nader





2011 OVERALL RECORD: 13-1 • SEC RECORD: 8-0
COACH: LES MILES

For the first time since 1958, LSU football completed a perfect regular season with a 12-0 mark before going on to claim its 11th SEC Championship with a 42-10 dominating win over No. 12 Georgia in the SEC title game in Atlanta.

It was a season of records for the 2011 team, posting a 13-0 mark for the first time in school history and spending 11 straight weeks as the nation's No. 1 team, the longest stretch in school history. The Tigers won 12 of their 13 games by double-digits, representing the most in LSU single-season history.

Led by Heisman Trophy finalist and Bednarik Award winner Tyrann Mathieu, LSU held opponents without a touchdown in 44 quarters. The Tigers set an NCAA record with eight victories over Top 25 teams during the season, with five of those wins coming away from Tiger Stadium.

LSU opened the year in the nation's most anticipated non-conference matchup of the season, rolling over No. 3 Oregon, 40-27, in front of 87,711 fans in the new, state-of-the-art Cowboys Stadium on Sept. 3. Mathieu's Heisman campaign began with a roaring start as he forced a fumble and recovered it for a touchdown in the second quarter, which gave LSU a 10-6 advantage. The Tigers scored 24 unanswered points against the Ducks and opened the season with a win over a top-five ranked non-conference squad for the first time in school history.

LSU made its Tiger Stadium season debut on Sept. 10 with another brilliant defensive outing, holding Northwestern State to six first downs and 95 total yards in a 49-3 win. A week later, facing a short week, the Tigers posted a 19-6 win over No. 25 Mississippi State in a rare Thursday night tilt in Starkville on Sept. 15. It marked the second straight week LSU did not allow a touchdown.

The eyes of the nation were once again focused on the Tigers on Sept. 24 in Morgantown, W.V. With ESPN "College GameDay" on hand for the second time this season, LSU throttled No. 16 West Virginia, 47-21, in a primetime game. LSU's farthest trip to the Northeast since 1947 saw All-American Morris Claiborne race 99 yards on a kickoff return for a touchdown in the third quarter that sealed the victory.

Following a 35-7 win over Kentucky on Oct. 1, the Tigers posted their largest margin of victory over Florida since 1971 with a 41-11 thumping of the No. 17 Gators on Oct. 8 in Tiger Stadium. LSU's defense did the job again a week later at Tennessee on Oct. 15, pitching a second-half shutout in a 38-7 win in Knoxville.

Quarterback Jarrett Lee threw for a pair of touchdowns in a 45-10 romp of No. 19 Auburn on Oct. 22 in Tiger Stadium, setting the stage for the "Game of the Century" two weeks later. Four quarters were not enough to decide a winner as the nation's top-two ranked teams battled on Nov. 5 in Tuscaloosa, Ala. Safety Eric Reid saved a score with an acrobatic interception and Drew Alleman's 25-yard field goal in overtime lifted No. 1 LSU past No. 2 Alabama, 9-6. The six points were the fewest total for the Tide in the Nick Saban era.

On Nov. 25, the Tigers put a punctuation on an unblemished regular season with a 41-17 win over No. 3 Arkansas in Tiger Stadium. After trailing 14-0, Mathieu sparked LSU with a spectacular 92-yard punt return touchdown in the second quarter. The Tigers posted 17 unanswered points in the fourth quarter highlighted by a 48-yard touchdown run from quarterback Jordan Jefferson.

For the second straight week, LSU had to recover from a double-digit deficit, but did so when it counted most to claim its fourth SEC Championship game victory. The Tigers trailed 10-0 to No. 12 Georgia and went the entire first half without a first down. In the second half, LSU pummeled the Bulldogs with 35 unanswered points to win 42-10 in the Georgia Dome.

Once again, it was Mathieu who provided the momentum. Mathieu scampered 62 yards for a punt return touchdown in the second quarter, while his electrifying 47-yard return weaving through defenders in the second half set up another score. Kenny Hilliard recorded three touchdowns and Alfred Blue raced 48 yards for a touchdown in the fourth quarter as the coronation was complete. For the second time in the Les Miles era, the LSU Tigers were the undisputed SEC champions.



2007 NATIONAL CHAMPIONS • OVERALL RECORD: 12-2
SEC RECORD: 6-2 • COACH: LES MILES

LSU fans across the world had to wait 45 years between the Tigers' first and second National Championships. They only had to wait four between the second and third, but the victory tasted just as sweet.

With a crushing 38-24 win over Ohio State in the Bowl Championship Series Championship Game, LSU left little doubt in the minds of those in the college football universe who the best team was during the 2007 season.

The Tigers (12-2) became the first two-time winner of the BCS Championship by dominating most of the game and outscoring the Buckeyes 31-0 over a 24-minute stretch.

Head coach Les Miles, in his third season at LSU, lifted the \$30,000 Waterford Crystal football-shaped trophy amid a cloud of purple and gold ticker tape.

As dominant as LSU's national championship game performance was, it matched how the Tigers opened the 2007 season.

LSU, ranked No. 2 in the preseason, lived up to the lofty ranking with a 45-0 whitewashing of Mississippi State in Starkville in the season opener, followed by a 48-7 pounding of No. 9 Virginia Tech in Tiger Stadium the following week.

The Tigers throttled Middle Tennessee (44-0), No. 12 South Carolina (28-16) and Tulane (34-9) in consecutive weeks, lifting the Bayou Bengals to No. 1 in the Associated Press rankings heading into a Top-10 matchup with defending national champion Florida.

In what has become one of the most memorable games in Tiger Stadium History, top-ranked LSU dueled all night by the Tim Tebow-led ninth-ranked Gators. Trailing 24-14 entering the fourth quarter, LSU outscored Florida 14-0 in the final frame to take a dramatic 28-24 victory. In fact, the Tigers converted 5-of-5 fourth down attempts, including two on a nine-minute drive late in the game that resulted in Jacob Hester's two-yard touchdown plunge. The Tigers batted down a last-second Hail Mary pass from Tebow that dropped harmlessly to the Tiger Stadium turf to seal the epic victory.

Still feeling the effects of the physical clash with the Gators, LSU stumbled the following week, falling 43-37 in three overtimes at No. 17 Kentucky.

Despite the heartbreaking defeat at the hands of the Wildcats, there was no rest for the weary as the Tigers returned to Baton Rouge to square off against No. 18 Auburn in a game that would come down to the final second.

After a slow start against the Tigers from the Plains, LSU roared back with 17 points in the fourth quarter, but it was the ending that stunned the nation. With the Tigers marching down to the Auburn 22-yard line and time running out, head coach Les Miles elected not to call timeout or kick a potential game-winning field goal. Instead, quarterback Matt Flynn lobbed a perfectly-thrown pass to a well-guarded Demetrius Byrd who slid in the endzone to make the touchdown grab with exactly one second on the clock. Tiger Stadium erupted as LSU claimed a 30-24 victory over Auburn.

The Tigers posted another dramatic victory with a 41-34 triumph over Alabama in Tuscaloosa before rattling off a 58-10 win over Louisiana Tech and a 41-24 triumph at Ole Miss.

The top-ranked Tigers had sewn up the SEC Western Division title heading into the regular-season finale against Arkansas, but the upset-minded Razorbacks came into Tiger Stadium and escaped with a 50-48 victory in three overtimes, seemingly sinking the Tigers' hopes of playing for a national championship.

Under the leadership of Miles, LSU rallied the following week in the SEC Championship Game against No. 14 Tennessee. Even with starting QB Matt Flynn unavailable for the game with an injury, LSU turned to backup Ryan Perrilloux who earned game MVP honors by throwing for 243 yards and one touchdown while also adding a two-point conversion late in the game to seal the Tigers' 21-14 victory and give LSU its 10th SEC Championship in school history.

When the BCS pairings were announced, LSU had a date with destiny against Ohio State in the BCS National Championship Game in New Orleans, and the Tigers would return home with a third national championship in school history.



**2003 NATIONAL CHAMPIONS • OVERALL RECORD: 13-1
SEC RECORD: 7-1 • COACH: NICK SABAN**

LSU stormed to its second Southeastern Conference title under Nick Saban in three years as the Tigers blew through the conference slate with a 7-1 record, which included five league wins of 21 points or better.

Behind a suffocating defense and a balanced offensive attack, the Tigers earned a spot in the league's championship game for the second time under Saban with a 55-24 win over Arkansas in the regular-season finale in Baton Rouge.

LSU then followed that with a 34-13 trouncing of Georgia in the SEC title game, a contest that saw the Tigers pile up 293 yards rushing against the fifth-ranked Bulldogs with freshman Justin Vincent accounting for an SEC Championship Game record 201 of those yards.

The victory over Georgia propelled the Tigers in the BCS National Championship contest against Oklahoma, a game that LSU won by a 21-14 count to claim the school's second national title in football.



**2001 OVERALL RECORD: 10-3 • SEC RECORD: 5-3 • COACH:
NICK SABAN**

Following a strong 8-4 2000 season under first-year coach Nick Saban, the 2001 Fighting Tigers were widely expected to capture the SEC Western Division championship and play in the school's first SEC Championship Game.

The Tigers got off to a flying start with home victories over Tulane and Utah State before the terrorist attacks of September 11 postponed LSU's SEC opener against Auburn until December 1. Instead, the Tigers opened SEC play at Tennessee's Neyland Stadium in front of more than 107,000, the largest crowd ever to see LSU play, where the Volunteers got revenge for 2000 with a 26-18 victory, before LSU returned home and fell to 0-2 in the SEC with a 44-15 loss to Florida.

LSU then defeated Kentucky and Mississippi State on the road, but those wins were erased by a 35-24 home loss to Ole Miss that seemingly finished the Tigers' title hopes off, dropping LSU to 2-3 in the SEC.

But instead of folding, the Tigers fought back. First, Rohan Davey threw for 528 yards and Josh Reed caught 19 passes for 293 yards as the Tigers bombed Alabama in Tuscaloosa, 35-21. Home wins over Middle Tennessee and Arkansas closed November and set up the Western division title showdown with Auburn.

The showdown was no contest. LSU rolled to a 21-7 halftime lead and cruised home to a 27-14 victory, sending the Tigers to their first SEC Championship game against a Tennessee squad that would look to punch its ticket to the Rose Bowl and a national championship date with Miami with a second victory over LSU.

Most teams would have wilted under the pressure, especially after losing their starting running back (LaBrandon Toefield) and quarterback (Davey), but LSU didn't just survive; it thrived. Led by the steady play of backup Matt Mauck, the Tigers stunned the college football world by upending the Big Orange, 31-20, sending LSU to its first Sugar Bowl since 1986.

The Tigers capped off this glorious season with a 47-34 pasting of Illinois in the Sugar Bowl, as Davey earned MVP honors by throwing for a bowl record 444 yards and three touchdowns, while Reed caught 14 passes for 239 yards in front of a partisan LSU crowd of more than 77,000, leaving LSU in the top 10 for the first time since 1987.



**1988 OVERALL RECORD: 8-4 • SEC RECORD: 6-1
COACH: MIKE ARCHER**

LSU looked to win its second SEC title in three years in 1988, and after a 10-1-1 season in 1987 under first-year coach Mike Archer, the Tigers looked the part of champions in their first two games, thrashing Texas A&M 27-0 in Death Valley, then taking the school's first win ever in Knoxville with a 34-9 rout of Tennessee.

LSU would quickly find itself 2-2, though, as it squandered a 13-point lead in the final five minutes of a 36-33 loss at Ohio State, then dropped a 19-6 decision at Florida before heading into a critical showdown with fourth-ranked Auburn.

In a classic defensive battle, two Auburn field goals gave the Tigers of the Plains a 6-0 lead late in the fourth quarter before Tommy Hodson hit Eddie Fuller in the endzone with less than one minute to play, tying the game and causing such a tremor that it was felt on a seismograph in the LSU Geology Department. David Brownkyke then kicked the extra point to give the Bayou Bengals a 7-6 triumph in what will forever be known as the "Earthquake Game."

Tough home victories over Kentucky and Ole Miss followed, then came a trip to Alabama where LSU fell behind 15-0 late in the first half before the Tigers rallied and took a 19-18 victory on Brownkyke's field goal in the waning seconds. The Tigers won the SEC title the following week with a 20-3 win over Mississippi State.

LSU split its final two regular season games, losing to Miami and defeating Tulane, before a loss to Syracuse in the Hall of Fame Bowl ended the Tigers' season at 8-4.



**1986 OVERALL RECORD: 9-3 • SEC RECORD: 5-1
COACH: BILL ARNSPARGER**

The Tommy Hodson era began at LSU in 1986 in Bill Arnsparger's third and final season in Tigertown, which got off to a flying start with a 35-17 upset of Texas A&M.

The Tigers then dropped a shocking 21-12 decision to Arnsparger's alma mater, Miami of Ohio the following week.

The loss to Miami was only a temporary setback. The Tigers began to roll behind their new leader, defeating Florida 28-17 in Gainesville, then coming home for a 23-14 win over Georgia. The Tigers rolled to victories over Kentucky and North Carolina before Ole Miss came to Death Valley and won for the first time in Baton Rouge since Archie Manning's sophomore season of 1968, knocking the Tigers out of first place in the SEC.

Now came a trip to league leader Alabama in Birmingham. In a white-knuckle struggle, LSU prevailed 14-10, leaving the Tigers needing only to defeat Mississippi State the next week to win the Tigers' first league crown since 1970.

In front of a pro-LSU crowd in Jackson, the Tigers left little doubt as to who would be kings of the SEC, as they mauled the Bulldogs 47-0 to win at least a share of the league crown. LSU defeated Notre Dame and Tulane to close out the season, then Auburn upended Alabama in the Iron Bowl to give the Tigers the title all to themselves and secure the school's second Sugar Bowl berth in three years.

Arnsparger, who accepted the position of athletic director prior to LSU's game with Tulane, coached LSU for the final time on New Year's Day in a 30-15 loss to Nebraska in the Sugar Bowl.

1970 OVERALL RECORD: 9-3 • SEC RECORD: 5-0
COACH: CHARLES MCCLENDON

Archie Manning and Ole Miss left LSU three points shy of a perfect season and the chance to play Texas in the Cotton Bowl for the national championship in 1969. After refusing a bowl berth following a 9-1 season, LSU was determined to remedy this failure in 1970.

The Tigers' hopes took a serious hit on opening night, as Texas A&M came to town and pulled off a 20-18 upset. The loss left the Tigers bloodied but unbowed, as LSU then rattled off seven consecutive victories, including a 17-9 victory at Auburn over future Heisman Trophy winner Pat Sullivan, then a 14-9 triumph in Birmingham over Alabama, the Tigers' second straight over Bear Bryant's Crimson Tide.

LSU would have two big non-conference games before its December 5 showdown with Archie Manning's Ole Miss Rebels for the SEC championship. First was a visit to South Bend and second-ranked Notre Dame, where LSU limited Ara Parseghian's powerful offense led by Joe Theismann to under 250 yards, but the Tigers missed several chances to win the game and fell, 3-0. The Tigers now needed two wins to lock up an Orange Bowl berth opposite Big Eight champion Nebraska, and got the first at Tulane Stadium over a pesky Green Wave squad, 26-14, setting up the title match with the Rebels.

Manning would return to Death Valley with a cast on his left arm that severely limited his throwing motion. The way LSU played that warm December night, Manning could have been Superman himself and it probably wouldn't have mattered. Tommy Casanova and Craig Burns combined to return three punts for touchdowns, and Ronnie Estay nailed Manning for a safety as LSU brought Christmas to Tiger Stadium early with a 61-17 rout of the Rebels to send the Tigers to Miami.

In the Orange Bowl against a Nebraska team looking to win a share of the national championship, LSU held a 12-10 lead after three quarters before wilting under the charge of the powerful Cornhuskers, 17-12.



1961 OVERALL RECORD: 10-1 • SEC RECORD: 5-0
COACH: PAUL DIETZEL

Coming off a 5-4-1 campaign in 1960, LSU wanted to get its 1961 campaign off to a flying start, but a 16-3 loss to Rice in the season opener signaled the beginning of what could have been a very difficult season. As it turned out, the loss to the Owls meant little.

Over the final nine games of the season, LSU would allow a measly 30 points, with 14 of those scored by Kentucky in a 24-14 Tiger triumph in the fifth game of the year. The Tigers blanked Florida, 23-0, then took a 10-7 win over Ole Miss to leave them needing only a win over archrival Tulane to win a share of the league title.

For the second time in four years, Andy Pilney and his Green Wave suffered a 62-0 humiliation at the hands of the Bayou Bengals, and SEC champion LSU was on to the Orange Bowl to face Big Eight champion Colorado.

In what was Paul Dietzel's final game at LSU, the Tigers had little trouble in silencing the Buffaloes, 25-7.

1958 NATIONAL CHAMPIONS • OVERALL RECORD: 11-0 SEC RECORD: 6-0 • COACH: PAUL DIETZEL

In the modern era of college football, many coaches, especially in the hyper-competitive world of the SEC, would not survive seasons of 3-5-2, 3-7 and 5-5, but LSU athletic director Jim Corbett showed patience with the Tigers' young innovator, 35-year-old Paul Dietzel, and for his fourth season in Baton Rouge, Dietzel would come up with the innovation that would revolutionize college football, and football on the bayou would never be the same.

Dietzel unveiled his three units--the White Team, the Go Team and the Chinese Bandits--in impressive road victories over Rice and Alabama (in its first game under Bear Bryant), before LSU returned home to defeat Hardin-Simmons.

After crushing Miami and Kentucky, LSU moved to third in the polls for a homecoming showdown against Florida in front of the first sellout crowd in Tiger Stadium history. The 67,500 in attendance weren't disappointed, as the Tigers won 10-7 to move to No. 1 in the Associated Press poll, and LSU then backed up that ranking with a 14-0 shutout of sixth-ranked Ole Miss.

A 50-18 victory over Duke moved LSU up to the top spot in the UPI coaches' poll, but the Tigers nearly lost it all the next week against Mississippi State in Jackson, falling behind 6-0 at halftime before a touchdown in the third quarter and Tommy Davis' extra point gave LSU a 7-6 triumph, leaving only nemesis Tulane standing between the Tigers and the brass ring.

The Green Wave held sway in the first half, limiting the Tigers to two field goals and a 6-0 lead at intermission, but in the second half the Wave was swallowed up, as the Tigers scored an incredible 56 points, including 35 in the fourth quarter, to win 62-0 and leave no doubt as to who was No. 1.

LSU then took its victory lap in the Sugar Bowl against Clemson with a 7-0 victory and the perfect ending to the first perfect season at LSU in exactly 50 years.

1936 OVERALL RECORD: 9-1-1 • SEC RECORD: 6-0
COACH: BERNIE MOORE

LSU started off in fine fashion against a pair of SWC powers, defeating Rice, 20-7, at home then tying Texas at Austin, 6-6, before destroying Georgia in the SEC opener, 47-7, and shutting out Ole Miss, 13-0.

The Tigers beat border rival Arkansas in Shreveport, 19-7, blanked Vanderbilt in Music City and Mississippi State in Birmingham, then returned home to down Auburn 19-6 and Southwestern Louisiana 93-0.

LSU finished the regular season by whitewashing rival Tulane, 33-0, leaving the Tigers as the nation's highest scoring team with 281 points. The Tigers finished runner-up in the AP poll to Minnesota, but took national championship honors in the Williamson poll. The Tigers' season went sour again in the Sugar Bowl, though, as coach Buck Shaw's Santa Clara club shocked LSU, 21-14.

1935 OVERALL RECORD: 9-2 • SEC RECORD: 5-0 •
COACH: BERNIE MOORE

The start of the season proved to be tough for LSU as Rice came to Baton Rouge and handed the Tigers a 10-7 defeat.

But led by the exploits of a freshman end named Gaynell Tinsley, the Tigers would not lose again in the regular season. It started with an 18-6 win over Texas in which the Tigers scored two fourth-quarter touchdowns for the victory, then continued all the way to New York City with a 32-0 rout of Manhattan, then to Shreveport for a win over Arkansas and on to Nashville with a 7-2 victory over Vanderbilt in the SEC opener.

Auburn would fall in a 6-0 tussle in Death Valley, but no opponent the rest of the way would be that close. The Tigers then disposed of Mississippi State and Georgia before crushing Southwestern Louisiana 56-0 and Tulane 41-0 to end the season 9-1 and send SEC champion LSU to its first bowl game ever, a Sugar Bowl date with Sammy Baugh's TCU Horned Frogs.

With heavy rains turning the Tulane Stadium field to slop, the expected passing matchup between Baugh and LSU's Abe Mickal never developed. Baugh threw an incomplete pass in the endzone for a safety that gave LSU a 2-0 lead, but the Frogs drove for a game-winning field goal and 3-2 triumph in front of an overflow crowd of 35,000.



BOWL GAMES

LSU has appeared in 17 straight bowl games dating back to 2000. The Tigers have claimed two BCS national titles in that span and won four BCS bowls, which ranks fourth in the nation. Overall, LSU has played in 48 bowl games, which ranks eighth in the nation. All-American Glenn Dorsey and LSU players (above) celebrate the 2008 BCS National Championship Game win over Ohio State.



2008
BCS CHAMPIONSHIP GAME
 LSU 38
 OHIO STATE 24

Offensive MVP Matt Flynn threw for 174 yards and tied a school record with four touchdown passes to propel LSU past Ohio State, 38-24, in the 2008 BCS National Championship Game.



2007
SUGAR BOWL
 LSU 41
 NOTRE DAME 14

JaMarcus Russell tossed for 332 yards and two TDs to earn MVP honors in the victory over Notre Dame in the 2007 Sugar Bowl.



2004
SUGAR BOWL
 LSU 21
 OKLAHOMA 14

MVP Justin Vincent ran for 117 yards and one touchdown in LSU's 21-14 Sugar Bowl victory in 2004 that gave the Tigers their first national title since 1958.



2002
SUGAR BOWL
 LSU 47
 ILLINOIS 34

Rohan Davey passed for a Sugar Bowl-record 444 yards against Illinois to earn MVP honors in 2002 as LSU won in it's first ever BCS bowl.

INDIVIDUAL RECORDS

RUSHING ATTEMPTS

1.	34	Rondell Mealey	1997 Independence
		(222 yards)	vs. Notre Dame
2.	31	Charles Alexander	1977 Sun
		(197 yards)	vs. Stanford
3.	29	Leonard Fournette	2015 Texas
		(212 yards)	vs. Texas Tech
4.	28	Jeremy Hill	2014 Outback
		(216 yards)	vs. Iowa
	28	Domanick Davis	2002 Sugar
		(122 yards)	vs. Illinois

RUSHING YARDS

1.	234	Kevin Faulk	1995 Independence
		(25 att.)	vs. Michigan State
2.	222	Rondell Mealey	1997 Independence
		(34 att.)	vs. Notre Dame
3.	216	Jeremy Hill	2014 Outback
		(28 att.)	vs. Iowa
4.	212	Leonard Fournette	2015 Texas Bowl
		(29 att.)	vs. Texas Tech
5.	197	Charles Alexander	1977 Sun
		(31 att.)	vs. Stanford

RUSHING TOUCHDOWNS

1.	4	Leonard Fournette	2015 Texas
		(29-212)	vs. Texas Tech
1.	4	Domanick Davis	2002 Sugar
		(28-122)	vs. Illinois
3.	3	Charles Scott	2008 Chick-fil-A
		(15-65)	vs. Georgia Tech
4.	2	10 Times	
		Last: Leonard Fournette	2014 Music City
		(11-143)	vs. Notre Dame

YARDS PER RUSH (MIN. 100 YARDS)

1.	13.0	Leonard Fournette	2014 Music City
		(11-143)	vs. Notre Dame
2.	10.3	Jeremy Hill	2012 Chick-Fil-A
		(12-124)	vs. Clemson
3.	10.2	Spencer Ware	2011 Cotton
		(10-102)	vs. Texas A&M

(MIN. 15 RUSHES)

1.	9.4	Kevin Faulk	1995 Independence
		(25-234)	vs. Michigan State
2.	7.3	Leonard Fournette	2015 Texas
		(29-212)	vs. Texas Tech
	7.3	Justin Vincent	2004 Sugar/BCS Champ
		(16-117)	vs. Oklahoma

(MIN. 30 RUSHES)

1.	6.5	Rondell Mealey	1997 Independence
		(34-222)	vs. Notre Dame

LONGEST RUSH

1.	89	Leonard Fournette	2014 Music City
		(TD)	vs. Notre Dame
2.	79	D.J. Chark	2015 Texas
		(TD)	vs. Texas Tech
3.	78	Rondell Mealey	1997 Independence
			vs. Notre Dame
4.	76	Marcus Randall	2003 Cotton
			vs. Texas
5.	74	Alley Broussard	2005 Capital One
		(TD)	vs. Iowa

PASSING ATTEMPTS

1.	53	Rohan Davey	2002 Sugar
		(31 comp., 444 yards)	vs. Illinois
2.	45	Marcus Randall	2003 Cotton
		(19 comp., 193 yards)	vs. Texas
3.	37	Jeff Wickersham	1985 Sugar
		(20 comp., 221 yards)	vs. Nebraska
4.	34	JaMarcus Russell	2007 Sugar
		(21 comp., 332 yards)	vs. Notre Dame
5.	33	Tommy Hodson	1989 Hall of Fame
		(16 comp., 192 yards)	vs. Syracuse

PASSING COMPLETIONS

1.	31	Rohan Davey	2002 Sugar
		(53 atts., 444 yards)	vs. Illinois
2.	21	JaMarcus Russell	2007 Sugar

		(34 atts., 332 yards)	vs. Notre Dame
3.	20	Tommy Hodson	1987 Gator
		(32 atts., 224 yards)	vs. South Carolina
3.	20	Jeff Wickersham	1985 Sugar
		(37 atts., 221 yards)	vs. Nebraska
5.	19	Matt Flynn	2008 Sugar/BCS Title Game
		(27 atts., 174 yards)	vs. Ohio State
5.	19	Marcus Randall	2003 Cotton
		(45 atts., 193 yards)	vs. Texas

COMPLETION PERCENTAGE (MIN. 10 ATTS.)

1.	80.0	JaMarcus Russell	2005 Capital One
		(12-15, 128 yards)	vs. Iowa

(MIN. 20 ATTS.)

1.	70.3	Matt Flynn	2008 BCS Title Game
		(19-27, 174 yards)	vs. Ohio State

(MIN. 30 ATTS.)

1.	62.5	Tommy Hodson	1987 Gator
		(20-32, 224 yards)	vs. South Carolina

PASSING YARDS

1.	444	Rohan Davey	2002 Sugar
		(31-53)	vs. Illinois
2.	332	JaMarcus Russell	2007 Sugar
		(21-34)	vs. Notre Dame
3.	261	Brandon Harris	2015 Texas
		(14-23)	vs. Texas Tech
4.	229	Mike Hilman	1968 Peach
		(16-29)	vs. Florida State
5.	227	Bert Jones	1971 Sun
		(12-18)	vs. Iowa State

PASSING TOUCHDOWNS

1.	4	Matt Flynn	2008 BCS Title Game
		(19-27, 174 yards)	vs. Ohio State
2.	3	Jordan Jefferson	2011 Cotton
		(31-53, 444 yards)	vs. Texas A&M
2.	3	Rohan Davey	2002 Sugar
		(31-53, 444 yards)	vs. Illinois
2.	3	Rohan Davey	2000 Peach
		(17-25, 174 yards)	vs. Georgia Tech
2.	3	Tommy Hodson	1987 Gator
		(20-32, 224 yards)	vs. South Carolina
2.	3	Bert Jones	1971 Sun
		(12-18, 227 yards)	vs. Iowa State

PASSES INTERCEPTED

1.	4	Jeff Wickersham	1985 Sugar • Nebraska
----	---	-----------------	-----------------------

CATCHES

1.	14	Josh Reed	2002 Sugar
		(239 yards)	vs. Illinois
2.	9	Josh Reed	2000 Peach
		(96 yards)	vs. Georgia Tech
2.	9	Wendall Davis	1987 Gator
		(132 yards)	vs. South Carolina
2.	9	Andy Hamilton	1971 Orange
		(146 yards)	vs. Nebraska

RECEIVING YARDS

1.	239	Josh Reed	2002 Sugar
		(14 catches)	vs. Illinois
2.	165	Andy Hamilton	1971 Sun
		(6 catches)	vs. Iowa State
3.	146	Andy Hamilton	1971 Orange
		(9 catches)	vs. Nebraska
4.	139	Malachi Dupre	2016 Citrus Bowl
		(7 catches)	vs. Louisville
5.	132	Wendall Davis	1987 Gator
		(9 catches)	vs. South Carolina

RECEIVING TOUCHDOWNS

1.	3	Wendall Davis	1987 Gator
		(9-132)	vs. South Carolina
1.	3	Terrence Tolliver	2011 Cotton
		(5-112)	vs. Texas A&M
3.	2	Five Times	2008 BCS Title Game
		Last: Richard Dickson	vs. Ohio State

LONGEST PASS PLAY

1.	77	Bert Jones to Andy Hamilton	1971 Sun
			vs. Iowa State

TOTAL OFFENSE • ATTEMPTS

1.	56	Marcus Randall	2003 Cotton
		(271 passing yards)	vs. Texas

TOTAL OFFENSE • YARDS

1.	427	Rohan Davey	2002 Sugar
		(444 pass, -17 rush)	vs. Illinois

TOTAL OFFENSE • ALL PURPOSE YARDS

1.	271	Kevin Faulk	1995 Independence
		(234 rush, 4 rec., 33 return)	vs. Michigan State

SCORING • POINTS/TOUCHDOWNS

1.	30	Leonard Fournette	2015 Texas
		(5 TDs)	vs. Texas Tech

SCORING • KICKING POINTS

1.	12	David Brownlyke	1987 Gator
		(3 FGs, 3 PATs)	vs. South Carolina

SCORING • EXTRA POINTS

1.	8	Trent Domingue	2015 Texas
			vs. Texas Tech

SCORING • FIELD GOALS

1.	3	Chris Jackson	2005 Peach • vs. Miami (Fla.)
1.	3	David Brownlyke	1987 Gator • vs. South Carolina

LONGEST FIELD GOAL

1.	53	Colt David	2008 Chick-fil-A • vs. Georgia Tech
----	----	------------	-------------------------------------

TACKLES

1.	19	Kevin Minter	2012 Chick-fil-A • vs. Clemson
----	----	--------------	--------------------------------

INTERCEPTIONS

1.	2	Greg Jackson	1987 Gator • vs. South Carolina
1.	2	Liffort Hobley	1985 Sugar • vs. Nebraska
1.	2	Al Coffee	1971 Orange • vs. Nebraska
1.	2	Benny Griffin	1968 Sugar • vs. Wyoming

INTERCEPTION YARDS

1.	91	Greg Jackson	1987 Gator • vs. South Carolina
----	----	--------------	---------------------------------

LONGEST INTERCEPTION RETURN

1.	48	Greg Jackson	1987 Gator • vs. South Carolina
----	----	--------------	---------------------------------

PUNT RETURNS

1.	6	Tre'Davious White	2015 Texas • vs. Texas Tech
----	---	-------------------	-----------------------------

PUNT RETURN YARDS

1.	79	Norman Jefferson	1985 Liberty • vs. Baylor
----	----	------------------	---------------------------

LONGEST PUNT RETURN

1.	79	Norman Jefferson	1985 Liberty • vs. Baylor
----	----	------------------	---------------------------

KICKOFF RETURNS

1.	5	Morris Claiborne	2012 BCS Title • vs. Alabama
	5	Harvey Williams	1987 Sugar • vs. Nebraska

KICKOFF RETURN YARDS

1.	138	Harvey Williams	1987 Sugar • vs. Nebraska
----	-----	-----------------	---------------------------

LONGEST KICKOFF RETURN

1.	100	Leonard Fournette	2014 Music City • vs. Notre Dame
----	-----	-------------------	----------------------------------

PUNTS

1.	10	Jamie Keehn	2014 Outback • vs. Iowa
----	----	-------------	-------------------------

PUNTING AVERAGE

1.	56.7	Patrick Fisher	2008 BCS Title • vs. Ohio State
----	------	----------------	---------------------------------

LONGEST PUNT

1.	65	Donnie Jones	2003 Cotton • vs. Texas
----	----	--------------	-------------------------

TEAM RECORDS

First Downs	32	2002 Sugar • vs. Illinois
Rushing Attempts	63	1977 Sun • vs. Stanford (332 yards)
Rushing Yards	337	2015 Texas • vs. Texas Tech (39 att.)
Avg. Per Rush	9.7	2015 Texas • vs. Texas Tech (39-377)
Rushing Touchdowns	7	2015 Texas • vs. Texas Tech
Passes Attempted	53	2002 Sugar • vs. Illinois (31 comp.)
Passes Completed	31	2002 Sugar • vs. Illinois (53 att.)
Completion Percentage	.727	1966 Cotton • vs. Arkansas (8-of-11)
Passing Yards	444	2002 Sugar • vs. Illinois (31-of-53)
Passes Had Intercepted	5	1985 Sugar • vs. Nebraska
Touchdown Passes	4	2008 BCS Title Game • vs. Ohio State
Total Offense Attempts	97	2002 Sugar • vs. Illinois (595 yards)
Total Offense Yards	638	2015 Texas • vs. Texas Tech (62 plays)
Avg. Gain per Play	10.3	2015 Texas • vs. Texas Tech (62-638)
Fumbles Lost	4	1950 Sugar • vs. Oklahoma, 1968 Peach • vs. Florida State
Total Turnovers	8	1950 Sugar • vs. Oklahoma (4 fumbles, 4 interceptions)
Points in a Quarter	28	2008 Chick-fil-a • vs. Georgia Tech (2nd quarter)
Points in a Half	35	2008 Chick-fil-a • vs. Georgia Tech (1st half)
	35	2015 Texas • vs. Texas Tech (2nd half)
Fewest Rushing Yards	-15	1960 Sugar • vs. Ole Miss (32 att.)

Fewest Passing Yards	13	1963 Bluebonnet • vs. Baylor (1-of-5)
Fewest Pass Attempts	5	1963 Bluebonnet • vs. Baylor (1 comp.)
Fewest Passes Completed	1	1963 Bluebonnet • vs. Baylor (5 att.)
Fewest Total Yards	74	1960 Sugar • vs. Ole Miss (-15 rush, 74 pass)
Most Points	56	2015 Texas • vs. Texas Tech
Fewest Points	0	1938 Sugar • vs. Santa Clara, 1947 Cotton • vs. Arkansas 1950 Sugar • vs. Oklahoma, 1960 Sugar • vs. Ole Miss 2012 BCS Title Game • vs. Alabama

COMBINED (LSU AND OPPONENT)

Most Points	83	2015 Texas • vs. Texas Tech (LSU 56, Texas Tech 27)
Fewest Points	0	1947 Cotton • vs. Arkansas (LSU 0, Arkansas 0)
Most Total Yards	1,037	2015 Texas • vs. Texas Tech (LSU 638, Illinois 399)
Fewest Total Yards	248	1938 Sugar • vs. Santa Clara (LSU 158, Santa Clara 90)
Largest Margin of Victory	37	2005 Peach • vs. Miami (LSU 40, Miami 3)

BCS NATIONAL CHAMPIONSHIP GAME (2-1)

OPPONENT	SCORE	DATE	LSU GAME MVP
vs. Oklahoma *	W, 21-14	Jan. 4, 2004	Justin Vincent, RB
vs. Ohio State	W, 38-24	Jan. 7, 2008	Matt Flynn, QB; Ricky Jean-Francois, DT
vs. Alabama	L, 21-0	Jan. 9, 2012	

* Also listed under Sugar Bowl

BLUEBONNET (0-2) (FORMERLY ASTRO BLUEBONNET)

OPPONENT	SCORE	DATE
vs. Baylor	L, 14-7	Dec. 21, 1963
vs. Tennessee	L, 24-17	Dec. 30, 1972

BUFFALO WILD WINGS CITRUS BOWL (2-2) (FORMERLY TANGERINE; FLORIDA CITRUS; CAPITAL ONE)

OPPONENT	SCORE	DATE	LSU GAME MVP
vs. Wake Forest	W, 34-10	Dec. 22, 1979	David Woodley, QB
vs. Iowa	L, 30-25	Jan. 1, 2005	
vs. Penn State	L, 19-17	Jan. 1, 2010	
vs. Louisville	W, 29-9	Dec. 31, 2016	Derrius Guice, RB

CHICK-FIL-A PEACH (5-1)

OPPONENT	SCORE	DATE	LSU GAME MVP
vs. Florida State	W, 31-27	Dec. 30, 1968	Mike Hillman, QB; Buddy Millican, DE
vs. Clemson	W, 10-7	Dec. 28, 1996	Herb Tyler, QB; Anthony McFarland, DT
vs. Georgia Tech	W, 28-14	Dec. 29, 2000	Rohan Davey, QB; Bradie James, LB
vs. Miami (Fla.)	W, 40-3	Dec. 30, 2005	Matt Flynn, QB; Melvin Oliver, DE
vs. Georgia Tech	W, 38-3	Dec. 31, 2008	Jordan Jefferson, QB; Perry Riley, LB
vs. Clemson	L, 25-24	Dec. 31, 2012	Kevin Minter, LB

COTTON (3-1-1)

OPPONENT	SCORE	DATE	LSU GAME MVP
vs. Arkansas	T, 0-0	Jan. 1, 1947	Y.A. Tittle, QB
vs. Texas	W, 13-0	Jan. 1, 1963	Lynn Amedee, QB
vs. Arkansas	W, 14-7	Jan. 1, 1966	Joe LaBruzzo, RB; David McCormick, T
vs. Texas	L, 35-20	Jan. 1, 2003	
vs. Texas A&M	W, 41-24	Jan. 7, 2011	Terrence Toliver, WR; Tyrann Mathieu, DB

GATOR (1-0)

OPPONENT	SCORE	DATE	LSU GAME MVP
vs. South Carolina	W, 30-13	Dec. 31, 1987	Wendell Davis, WR

INDEPENDENCE (2-0)

OPPONENT	SCORE	DATE	LSU GAME MVP
vs. Michigan State	W, 45-26	Dec. 29, 1995	
Kevin Faulk, RB; Gabe Northern, DE			
vs. Notre Dame	W, 27-9	Dec. 28, 1997	Rondell Mealey, RB; Arnold Miller, DE

LIBERTY (0-2)

OPPONENT	SCORE	DATE
vs. Missouri	L, 20-15	Dec. 23, 1978
vs. Baylor	L, 21-7	Dec. 27, 1985

MUSIC CITY (0-1)

OPPONENT	SCORE	DATE
vs. Notre Dame	L, 31-28	Dec. 30, 2014

ORANGE (2-3)

OPPONENT	SCORE	DATE
vs. Texas A&M	W, 19-14	Jan. 1, 1944
vs. Colorado	W, 25-7	Jan. 1, 1962
vs. Nebraska	L, 17-12	Jan. 1, 1971
vs. Penn State	L, 16-9	Jan. 1, 1974
vs. Nebraska	L, 21-20	Jan. 1, 1983

OUTBACK (FORMERLY HALL OF FAME) (1-1)

OPPONENT	SCORE	DATE	LSU GAME MVP
vs. Syracuse	L, 23-10	Jan. 2, 1989	
vs. Iowa	W, 21-14	Jan. 1, 2014	Jeremy Hill, RB

SUGAR (6-7)

OPPONENT	SCORE	DATE	LSU GAME MVP
vs. TCU	L, 3-2	Jan. 1, 1936	
vs. Santa Clara	L, 21-14	Jan. 1, 1937	
vs. Santa Clara	L, 6-0	Jan. 1, 1938	
vs. Oklahoma	L, 35-0	Jan. 1, 1950	
vs. Clemson	W, 7-0	Jan. 1, 1959	Billy Cannon, RB
vs. Ole Miss	L, 21-0	Jan. 1, 1960	
vs. Syracuse	W, 13-10	Jan. 1, 1965	Doug Moreau, FL
vs. Wyoming	W, 20-13	Jan. 1, 1968	Glenn Smith, HB
vs. Nebraska	L, 28-10	Jan. 1, 1985	
vs. Nebraska	L, 30-15	Jan. 1, 1987	
vs. Illinois	W, 47-34	Jan. 1, 2002	Rohan Davey, QB
vs. Oklahoma	W, 21-14	Jan. 4, 2004	Justin Vincent, RB
vs. Notre Dame	W, 41-14	Jan. 3, 2007	JaMarcus Russell, QB

SUN (1-1)

OPPONENT	SCORE	DATE	LSU GAME MVP
vs. Iowa State	W, 33-15	Dec. 18, 1971	Bert Jones, QB
vs. Stanford	L, 24-14	Dec. 31, 1977	Charles Alexander, RB

TEXAS (1-0)

OPPONENT	SCORE	DATE	LSU GAME MVP
vs. Texas Tech	W, 56-27	Dec. 29, 2015	Leonard Fournette, RB

LSU'S ILLUSTRIOUS FOOTBALL HISTORY

778 All-time wins

25 Academic All-America selections

444 Academic All-SEC honors

25 Bowl Victories

235 First-Team All-SEC selections

14 College Football Hall of Famers

71 First-Team All-America honors

11 SEC Championships

49 Bowl Games

8 SEC West Championships

41 NFL First Round Draft Picks

3 Pro Football Hall of Famers

363 All-Time SEC Wins

3 National Championships



2007 NATIONAL CHAMPIONS

Ricky Jean-Francois and Matt Flynn celebrate the national title with the 2007 Coaches' Trophy following the Tigers' 38-24 win over Ohio State.



2003 NATIONAL CHAMPIONS

LSU celebrates the second national championship in program history after the Tigers defeated Oklahoma, 21-14, in the 2004 Nokia Sugar Bowl.



1958 NATIONAL CHAMPIONS

LSU claimed its first national championship in 1958. The Tigers compiled a perfect 11-0 season and defeated Clemson, 7-0, in the Sugar Bowl on Jan. 1, 1959.

RINGS OF SUCCESS

LSU's storied football success includes championship rings from three national championships, 11 SEC titles and seven SEC Western Division championships. The 2007 national championship ring (front) commemorates the Tigers' most recent national title.





CANNON'S HALLOWEEN RUN
TIGER STADIUM • OCT. 31, 1959

Billy Cannon's 89-yard punt return for a touchdown against third-ranked Ole Miss is not only one of the most memorable plays in LSU football history, but it also ranks among the most memorable in college football. Trailing 3-0 late in the game, Cannon, the 1959 Heisman Trophy winner, fielded the punt at the Tiger 11-yard line and began his run into immortality. He eluded seven would-be tacklers down the east sideline and crossed the goal line of Tiger Stadium for the only touchdown of the game, giving the top-ranked LSU Tigers the 7-3 victory.



1966 COTTON BOWL
COTTON BOWL • JAN. 1, 1966

LSU entered the 1966 Cotton Bowl as a heavy underdog to the second-ranked Arkansas Razorbacks, but the Tigers knew they had nothing to lose and a lot of respect to gain. Arkansas, which entered the game riding a 22-game win streak and knew a victory over LSU meant a possible national title, struck first, but LSU's Joe Labruzzo reached the endzone twice in the second quarter to give the Tigers a 14-7 lead that would stand and foil the Razorbacks' hopes of a title.



JONES TO DAVIS
TIGER STADIUM • NOV. 4, 1972

In one of the most exciting endings to a game in LSU football history, QB Bert Jones connected with RB Brad Davis in the corner of the endzone as time expired and PK Rusty Jackson nailed the extra-point to give the Tigers a 17-16 victory over Ole Miss and keep an 11-game win streak alive.



THE EARTHQUAKE GAME
TIGER STADIUM • OCT. 8, 1988

QB Tommy Hodson connected with TB Eddie Fuller in the back of the endzone for the touchdown that vaulted LSU to a 7-6 victory over Auburn on Oct. 8, 1988, to help lead the LSU Tigers to their seventh SEC crown. The moment will forever be known as the "Night the Tigers Moved the Earth." The play caused such a thunderous explosion from the 79,341 fans in Tiger Stadium, the LSU Geology Department registered vibrations on a seismograph machine at the exact moment the touchdown was scored.



NO. 1 FALLS!
TIGER STADIUM • OCT. 11, 1997

Oct. 11, 1997, marked the first time LSU defeated the No. 1 ranked team in the nation when the Tigers upended top-ranked Florida, 28-21, in Tiger Stadium. LSU jumped out to an early lead, but the Gators would score a touchdown with 6:44 remaining in the fourth quarter to cut the lead to single digits. LSU's defense sealed the victory when Raion Hill intercepted a Florida pass with less than three minutes to play and the Tigers ran out the clock to set off one of the greatest celebrations in Tiger Stadium history.



SEC CHAMPIONS!
GEORGIA DOME • DEC. 8, 2001

LSU, playing in its first SEC Championship Game, shocked No. 2 Tennessee to win its first SEC title since 1986 by a score of 31-20. Tiger starting QB Rohan Davey went down to injury and was spelled by redshirt freshman Matt Mauck, who scored two rushing touchdowns to claim MVP honors. The game was dedicated to the memory of former coach Charles McClendon, who passed away a day earlier while the Tigers were en route to Atlanta. The win secured LSU's first Sugar Bowl appearance since 1987.

**BLUEGRASS MIRACLE**

COMMONWEALTH STADIUM • NOV. 9, 2002

Trailing 30-27 to Kentucky with 11 seconds to play in the game, LSU mounted a two-play 87-yard drive that will forever be known as, "The Bluegrass Miracle." QB Marcus Randall connected with WR Devery Henderson on the game-winning 75-yard pass as time expired to give the Tigers a 33-30 victory.

**LET THE VALLEY SHAKE!**

TIGER STADIUM • SEPT. 20, 2003

Quarterback Matt Mauck rolled to his left, fired to the endzone and found wide receiver Skyler Green for an over-the-shoulder 34-yard touchdown with 3:03 remaining as No. 11 LSU outlasted No. 7 Georgia, 17-10, in an early SEC thriller at a raucous Tiger Stadium. All-American Corey Webster sealed the victory with an interception in the final minute. With ESPN College GameDay on hand for the first time since 1997, the win catapulted the Tigers onto the national scene where they would eventually go on to claim their first national title since 1958.

**2003 NATIONAL CHAMPIONS**

LOUISIANA SUPERDOME • JAN. 4, 2004

LSU, the No. 2 team in the Bowl Championship Series rankings, beat No. 1 BCS ranked Oklahoma in the Nokia Sugar Bowl to win the 2003 National Championship, the Tigers' first title since 1958. Freshman RB Justin Vincent, named the game's MVP after totaling 117 yards, scampered 64 yards on the first play of the game to set the tone as LSU never trailed, winning 21-14. The LSU defense, ranked No. 1 in the nation, stifled the Sooner's top-ranked offense, holding Oklahoma to 154 yards and sacking Heisman winning QB Jason White five times.

**PRIMETIME DRAMA**

TIGER STADIUM • OCT. 6, 2007

In one of the most exciting games ever played in LSU's storied Tiger Stadium, No. 1-ranked LSU overcame a 10-point fourth-quarter deficit to beat defending national champion and ninth-ranked Florida, 28-24, in front of 92,910 emotionally spent fans. Tailback Jacob Hester plunged into the endzone from 1-yard out that gave LSU its first lead of the game and sent Tiger Stadium into pandemonium with 1:06 to go in the fourth quarter. It marked LSU's first national primetime game on CBS since 1981.

**2007 NATIONAL CHAMPIONS**

LOUISIANA SUPERDOME • JAN. 7, 2008

LSU became the first school in the nation to win multiple BCS national titles as the second-ranked Tigers downed top-ranked Ohio State, 38-24, in the 2008 BCS National Championship Game. LSU trailed 10-0 in the first quarter but rallied for 31 unanswered points on a school-record tying four TD passes from QB Matt Flynn to claim the third national title in program history. DT Ricky Jean-Francois garnered defensive Most Outstanding Player honors chiefly for blocking a second-quarter, 38-yard field goal attempt that kept the game tied at 10-10 and swung the momentum completely in LSU's favor the remainder of the game.

**GAME OF THE CENTURY**

BRYANT-DENNY STADIUM • NOV. 5, 2011

Billed as the "Game of the Century" after weeks of media hype, Drew Alleman's 25-yard field goal in overtime propelled No. 1 LSU past No. 2 Alabama, 9-6, in Bryant-Denny Stadium. With rosters featuring future NFL players, neither team was able to score a touchdown. With the Tide driving in the fourth quarter, safety Eric Reid made arguably the biggest play of the entire college football regular season, when he grabbed an acrobatic, diving interception at the 1-yard line that prevented an Alabama score.



BIFF JONES
1932-34
Three seasons
Record: 20-5-6



BERNIE MOORE
1935-47
13 seasons
Record: 89-39-6



GAYNELL TINSLEY
1948-54
Seven seasons
Record: 35-34-6



PAUL DIETZEL
1955-61
Seven seasons
Record: 46-24-3



CHARLES MCCLENDON
1962-79
18 seasons
Record: 137-59-7



BO REIN
1980
Record: 0-0



JERRY STOVALL
1980-83
Four seasons
Record: 22-21-2



BILL ARNSPARGER
1984-86
Three seasons
Record: 26-8-2



MIKE ARCHER
1987-90
Four seasons
Record: 27-18-1



CURLY HALLMAN
1991-94
Four seasons
Record: 16-28



GERRY DINARDO
1995-99
Five seasons
Record: 32-24-1



HAL HUNTER
1999 (INTERIM)
One game
Record: 1-0



NICK SABAN
2000-2004
Five seasons
Record: 48-16



LES MILES
2005-2016
12 Seasons
Record: 114-34



ED ORGERON
2016-PRESENT
1 Season
Record: 6-2

ALL-TIME LSU HEAD COACHING RECORDS

NO.	NAME	ALMA MATER	TENURE	YRS.	W	L	T	PCT.	
1.	Dr. Charles E. Coates	Johns Hopkins	1893	1	0	1	0	.000	
2.	Albert P. Simmons	Yale	1894-95	2	5	1	0	.833	
3.	Allen W. Jeardeau	Harvard	1896-97	2	7	1	0	.875	
4.	Edmond A. Chavanne	LSU	1898, 1900	2	3	2	0	.600	
5.	John P. Gregg	Wisconsin	1899	1	1	4	0	.200	
6.	W.S. Boreland	Allegheny	1901-03	3	15	7	0	.681	
7.	D.A. Killian	Michigan	1904-06	3	8	6	2	.563	
8.	Edgar R. Wingard	Susquehanna	1907-08	2	17	3	0	.850	
9.	Joe G. Pritchard	Vanderbilt	1909	1	4	1	0	.750	
10.	John W. Mayhew	Brown	1909-10	3	6	5	0	.167	
11.	James K. (Pat) Dwyer	Penn	1911-13	3	16	7	2	.680	
12.	E.T. MacDonnell	Colgate	1914-16	3	14	7	1	.659	
13.	Dana X. Bible	Carson-Newman	1916	1	1	0	2	.667	
14.	Wayne Sutton	Wash. State	1917	1	3	5	0	.375	
15.	Irving R. Pray	MIT	1916, 19, 22	3	11	9	0	.550	
16.	Branch Bocock	Georgetown	1920-21	2	11	4	2	.706	
17.	Mike Donahue	Yale	1923-27	5	23	19	3	.544	
18.	Russ Cohen	Vanderbilt	1928-31	4	23	13	1	.635	
19.	Biff Jones	Army	1932-34	3	20	5	6	.741	
20.	Bernie Moore	Carson-Newman	1935-47	13	83	39	6	.671	
21.	Gaynell (Gus) Tinsley	LSU	1948-54	7	35	34	6	.507	
22.	Paul Dietzel	Miami (Ohio)	1955-61	7	46	24	3	.651	
23.	Charles McClendon**	Kentucky	1962-79	18	137	59	7	.692	
24.	Bo Rein	Ohio State	***	0	0	0	0	.000	
25.	Jerry Stovall	Missouri Baptist	1980-83	4	22	21	2	.511	
26.	Bill Arnsparger	Miami (Ohio)	1984-86	3	26	8	2	.750	
27.	Mike Archer	Miami (Fla.)	1987-90	4	27	18	1	.598	
28.	Curley Hallman	Texas A&M	1991-94	4	16	28	0	.364	
29.	Gerry DiNardo	Notre Dame	1995-99	5	32	24	1	.570	
30.	Hal Hunter	Northwestern	1999 (interim)	0	1	0	0	1.000	
31.	Nick Saban	Kent State	2000-2004	5	48	16	0	.750	
32.	Les Miles	Michigan	2005-2016	12	114	34	0	.770	
33.	ED ORGERON	NORTHWESTERN STATE	2016-PRESENT	1	6	2	0	.750	
TOTALS -125 SEASONS					125	778	408	47	.650

*** — died in plane crash on Jan. 10, 1980 (appointed head coach Nov. 30, 1979); ** — includes 2 wins by forfeit

LSU HEAD COACHING TOP FIVES

LONGEST TENURE (YEARS)

1.	Charles McClendon	18
2.	Bernie Moore	13
3.	Les Miles	12
4.	Gaynell Tinsley	7
	Paul Dietzel	7

MOST WINS

1.	Charles McClendon	137
2.	Les Miles	114
3.	Bernie Moore	83
4.	Nick Saban	48
5.	Paul Dietzel	46

BEST WINNING PERCENTAGE

1.	Les Miles	.779
2.	Nick Saban	.750
	Bill Arnsparger	.750
4.	Biff Jones	.741
5.	Charles McClendon	.692

MOST BOWL APPEARANCES

1.	Charles McClendon	13
2.	Les Miles	11
3.	Nick Saban	5
	Bernie Moore	5
5.	Gerry DiNardo	3
	Paul Dietzel	3
	Bill Arnsparger	3

MOST BOWL WINS

1.	Charles McClendon	7
	Les Miles	7
3.	Nick Saban	3
	Gerry DiNardo	3
5.	Paul Dietzel	2

JAMAL ADAMS
2017 NFL DRAFT NO. 6 PICK
SAFETY



TRE'DAVIOUS WHITE
2017 NFL DRAFT NO. 27 PICK
CORNERBACK



ODELL BECKHAM JR.
2014 NFL DRAFT NO. 12 PICK
WIDE RECEIVER



PIPELINE TO THE PROS



- Since 2014, LSU has led all of college football with the most former players on active NFL rosters to start the season with a combined 121. For the third straight year, LSU led all of college football players on active NFL rosters to start the 2016 season with 43 players.
- LSU is DBU: Since 2007, LSU leads the nation in number of defensive back selected in the NFL draft with 17.
- LSU has produced at least one first round draft pick in the NFL Draft in 11 of the past 14 seasons.
- Three LSU players were selected in the first round of the NFL Draft for the second time in the common-draft era.
- Six former LSU football players earned a spot in the 2017 Pro Bowl.
- A total of 57 former LSU Tigers have appeared on Super Bowl rosters. A former Tiger has been on the roster for 38 of 51 Super Bowls.

PATRICK PETERSON
2011 NFL DRAFT NO. 5 PICK
CORNERBACK



BARKEVIOUS MINGO
2013 NFL DRAFT NO. 6 PICK
DEFENSIVE END



ERIC REID
2013 NFL DRAFT NO. 18 PICK
SAFETY



LEONARD FOURNETTE
2017 NFL DRAFT NO. 4 PICK
RUNNING BACK



MORRIS CLAIBORNE
2012 NFL DRAFT NO. 6 PICK
CORNERBACK




MICHAEL BROCKERS
2012 NFL DRAFT NO. 14 PICK
DEFENSIVE END



2017 SCHEDULE

<p>WEEK 1</p> <p>VS</p>  <p>BRIGHAM YOUNG SEPT. 2</p> <p>ADVOCARE TEXAS KICKOFF</p>	<p>WEEK 2</p> <p>VS</p>  <p>CHATTANOOGA SEPT. 9</p>	<p>WEEK 3</p> <p>AT </p>  <p>MISSISSIPPI STATE SEPT. 16</p>	<p>WEEK 4</p> <p>VS</p>  <p>SYRACUSE SEPT. 23</p>	<p>WEEK 5</p> <p>VS</p>  <p>TROY SEPT. 30</p> <p>HOMECOMING PURPLE GAME</p>	<p>WEEK 6</p> <p>AT </p>  <p>FLORIDA OCT. 7</p>
<p>WEEK 7</p> <p>VS </p>  <p>AUBURN OCT. 14</p> <p>GOLD GAME</p>	<p>WEEK 8</p> <p>AT </p>  <p>OLE MISS OCT. 21</p>	<p>WEEK 9</p> <p>AT </p>  <p>ALABAMA NOV. 4</p>	<p>WEEK 10</p> <p>VS </p>  <p>ARKANSAS NOV. 11</p> <p>LSU SALUTES</p>	<p>WEEK 11</p> <p>AT </p>  <p>TENNESSEE NOV. 18</p>	<p>WEEK 12</p> <p>VS </p>  <p>TEXAS A&M NOV. 25</p> <p>SENIOR TRIBUTE</p>

PURPLE INDICATES HOME GAMES |  INDICATES CONFERENCE GAMES

LSUsports.net    @LSUFootball

